



CRIMSON TIDE

BASKETBALL

23 NCAA Appearances » 17 Combined SEC Titles » 2nd in SEC History in Total League Wins » 2nd in SEC History in Winning Percentage



GAME 7 23/20 ALABAMA VS CLEMSON



NOVEMBER 28, 2023 / 8:30 P.M. CT / TUSCALOOSA, ALA.

COLEMAN COLISEUM (13,474)

TV: ESPN

(Play-By-Play: Jon Sciambi, Analyst: Jay Williams, Sideline: Angel Gray)

RADIO: CRIMSON TIDE SPORTS NETWORK | SIRIUS/XM 134/201

(Play-By-Play: Chris Stewart, Analyst: Bryan Passink, Sideline: Roger Hoover, Engineer: Tom Stipe)

CRIMSON TIDE

2023-24 Record 5-1
2023-24 SEC Record 0-0
Leading Scorer Mark Sears (20.3)
Leading Rebounder Grant Nelson (6.6)
Leader in Assists Mark Sears (4.2)
Head Coach Nate Oats
Record at Alabama (Years) 97-43 (5th)
Career Record (Years) 193-86 (9th)

TIGERS

2023-24 Record 5-0
2023-24 ACC Record 0-0
Leading Scorer PJ Hall (21.4)
Leading Rebounder PJ Hall (7.0)
Leader in Assists Chase Hunter (4.0)
Head Coach Brad Brownell
Record at Clemson (Years) 246-177 (14th)
Career Record (Years) 413-262 (22nd)

NUGGETS YOU NEED TO KNOW

- Alabama has a 19-game winning streak at home, which ranks as the second-longest streak in the country
- During Alabama's winning streak, UA has won by double-digits 15 times and by an average of 26.8 points per contest at home
- UA has won 18-straight non-conference games at Coleman Coliseum (last defeat was vs. Western Kentucky on Dec. 19, 2020)
- The Crimson Tide owns the No. 1 ranked offense according to KenPom while Clemson is ranked No. 33
- The Tide is averaging 97.8 points per game, which ranks No. 1 in the country
- Alabama is shooting an SEC-best 54.1 percent from the field and No. 3 in the country
- UA has an effective field goal percentage of 55.8, which ranks No. 3 in the country
- Mark Sears ranks No. 1 in scoring (20.3 ppg), No. 3 in the SEC in field goal percentage (61.0), and No. 5 in assists (4.2 apg)
- Alabama is one of two schools in the SEC (Vanderbilt) that has two players averaging 17 points or more per game (Sears' 20.3 ppg & Aaron Estrada's 17.0 ppg)
- Alabama is one of four schools in Division I with both football and men's basketball programs ranked in the Top 25 (Arizona, Oklahoma and Texas)
- Senior transfer Grant Nelson was named to the Naismith Trophy Preseason Watch List, which annually recognizes the top player in college basketball and the Karl Malone Award Watch List for the top power forward in Division I
- Alabama's trio of Aaron Estrada, Nelson and Mark Sears have each scored over 1,000 points throughout their college career, which is tied for the third most in the country (St. John's & TCU with four each)
- Alabama head coach Nate Oats is 2-3 against ACC opponents during his tenure at UA

2023-24 SCHEDULE

| Opponent | TV | Time |
|--------------------------------|----------|-----------|
| NOVEMBER | | |
| 6 Morehead State | SECN+ | W, 105-73 |
| 10 Indiana State | SECN+ | W, 102-80 |
| 14 South Alabama | SECN+ | W, 102-46 |
| 17 Mercer | SECN+ | W, 98-67 |
| 24 vs. Ohio State ¹ | CBSSN | L, 81-92 |
| 25 vs. Oregon ¹ | FloHoops | W, 99-91 |
| 28 Clemson ² | ESPN | 8:30 p.m. |

DECEMBER

| | | |
|-----------------------------|-------------|------------|
| 4 Arkansas State | SEC Network | 7 p.m. |
| 9 vs. Purdue ³ | TBD | 12:30 p.m. |
| 16 at Creighton | FOX | 1 p.m. |
| 20 vs. Arizona ⁴ | TBD | 10 p.m. |
| 23 Eastern Kentucky | SEC Network | 3 p.m. |
| 30 vs. Liberty ⁵ | TBD | TBD |

JANUARY

| | | |
|--------------------------|-------------|-----------|
| 6 at Vanderbilt* | SEC Network | 2:30 p.m. |
| 9 South Carolina* | SEC Network | 6 p.m. |
| 13 at Mississippi State* | SEC Network | 7:30 p.m. |
| 16 Missouri* | SEC Network | 6 p.m. |
| 20 at Tennessee* | ESPN/2/U | TBD |
| 24 Auburn* | ESPN | 6:30 p.m. |
| 27 LSU* | ESPN/2 | 7 p.m. |
| 31 at Georgia* | SEC Network | 5:30 p.m. |

FEBRUARY

| | | |
|----------------------|-------------|-----------|
| 3 Mississippi State* | SEC Network | 7:30 p.m. |
| 7 at Auburn* | ESPN/2 | 6 p.m. |
| 10 at LSU* | ESPN/2 | 11 a.m. |
| 17 Texas A&M* | ESPN/2 | 11 a.m. |
| 21 Florida* | ESPN2/U | 6 p.m. |
| 24 at Kentucky* | CBS | 3 p.m. |
| 28 at Ole Miss* | ESPN2 | 8 p.m. |

MARCH

| | | |
|--------------------------------------|--------|---------|
| 2 Tennessee* | ESPN | 7 p.m. |
| 5 at Florida* | ESPN/2 | 8 p.m. |
| 9 Arkansas* | ESPN | 11 a.m. |
| 13-17 at SEC Tournament ⁶ | TBD | TBD |

- 1 Emerald Coast Classic (Niceville, Fla.)
2 ACC/SEC Challenge
3 Hall of Fame Series Toronto
4 Hall of Fame Series Phoenix
5 C.M. Newton Classic (Birmingham, Ala.)
6 SEC Tournament (Nashville, Tenn.)
* Southeastern Conference game

BOLD indicates home game

ALABAMA CRIMSON TIDE BROADCAST NOTES

ELITE OFFENSE: Alabama has scored 587 points this season, the most a UA team has scored in the first six games of the season, surpassing the 1956-57 team (583 points)


MR. AUTOMATIC FROM THE FREE THROW LINE: Grant Nelson ranks No.1 in the SEC in free throw percentage, shooting 93.3 percent from the charity stripe

MONEY FROM THE CHARITY STRIPE: The Crimson Tide ranks No. 1 in the country in free throws made per game, converting 23.7 free throws per contest

SEARS' IS OPEN FOR BUSINESS: Alabama's Mark Sears is 24 points away from reaching 1,500 career points. Sears would become one of 56 active Division I players that have scored 1,500 points

| | | | | | | | | |
|---|--|------|-----|-----|------|------|--|---|
|  | 1 MARK SEARS | | | | | | LAST GAME: 27 points, 7 rebounds, 3 assists and 3 steals NOTES: Preseason Second Team All-SEC... 2023 Second Team All-SEC selection... Played and started in all 37 games last season... Averaged 12.5 points, 3.5 rebounds and 2.6 assists per game... Ranked No. 3 in the SEC in free throw percentage (84.4)... Scored double figures in 22 games and four games of scoring 20 points or more. | SEASON HIGHS Pts: 27, 11/25/23 vs. Oregon Rebs: 7, 11/25/23 vs. Oregon Asts: 6, 11/17/23 vs. Mercer Steals: 3, 2x, 11/25/23, last vs. Oregon |
| | SR. / G / 6-1 / 185 / MUSCLE SHOALS, ALA. (OHIO) | | | | | | | |
| | PPG | RPG | APG | SPG | FG% | 3FG% | | |
| | 23-24 | 20.3 | 5.0 | 4.2 | 1.3 | 61.0 | | |
| CAREER | 14.5 | 4.3 | 3.4 | 1.3 | 44.4 | 37.1 | | |
|  | 2 GRANT NELSON | | | | | | LAST GAME: 11 points, 8 rebounds, 1 assist and 2 blocks NOTES: Preseason First Team All-SEC... Ranked as the No. 17 transfer according to ESPN.com... Enters the 2023-24 season as the No. 41 returning scorer in Division I... Averaged 19.9 points, 9.8 rebounds, 2.4 assists, 1.7 blocks and 1.1 steals per game in 2023... First Team All-Summit honors in 2023... A 2023 USBWA All-District honoree. | SEASON HIGHS Pts: 24, 11/6/23 vs. Morehead St. Rebs: 8, 2x, 11/25/23, last vs. Oregon Asts: 6, 11/14/23 vs. South Ala. Blocks: 3, 11/24/23 vs. Ohio State |
| | SR. / F / 6-11 / 230 / DEVILS LAKE, N.D. (NORTH DAKOTA STATE) | | | | | | | |
| | PPG | RPG | APG | SPG | BPG | FG% | | |
| | 23-24 | 14.3 | 6.8 | 2.2 | 0.5 | 2.0 | | |
| CAREER | 12.3 | 6.1 | 1.4 | 0.5 | 1.4 | 50.6 | | |
|  | 3 RYLAN GRIFFEN | | | | | | LAST GAME: 17 points, 2 rebounds, 3 assists, 1 steal and 1 block NOTES: Played in all 37 games last season... Averaged 5.9 points, 2.6 rebounds and 0.7 assists per game in his freshman season... Scored double-figures in eight games, including five during SEC play... Made 3+ three-pointers in five games last season... Ranked by 247Sports as the No. 3 shooting guard and No. 49 overall player in the 2022 class. | SEASON HIGHS Pts: 17, 11/25/23 vs. Oregon Rebs: 4, 11/6/23 vs. Morehead St. Asts: 3, 2x, 11/25/23, last vs. Oregon Steals: 1, 2x, 11/25/23, last vs. Oregon |
| | SO. / G / 6-6 / 190 / DALLAS, TEXAS. (RICHARDSON HS) | | | | | | | |
| | PPG | RPG | APG | SPG | FG% | 3FG% | | |
| | 23-24 | 8.3 | 2.0 | 1.0 | 0.3 | 46.4 | | |
| CAREER | 6.2 | 2.5 | 0.8 | 0.6 | 37.8 | 31.4 | | |
|  | 4 DAVIN COSBY JR. | | | | | | LAST GAME: 4 minutes NOTES: Enrolled early in the Spring of the 2023 and was with the team during the postseason run... A four-star prospect, rated as the No. 16 shooting guard in the country by 247Sports and the No. 84 player in the country by Rivals... Averaged 23.6 points last season at Word of God Christian Academy, scoring 613 points. | SEASON HIGHS Pts: 8, 2x, 11/17/23, last vs. Mercer Rebs: 4, 11/17/23 vs. Mercer Asts: 2, 11/14/23 vs. South Ala. Steals: 3, 11/6/23 vs. Morehead St. |
| | FR. / G / 6-5 / 205 / RICHMOND, V.A. (WORD OF GOD CHRISTIAN ACADEMY) | | | | | | | |
| | PPG | RPG | APG | SPG | FG% | MPG | | |
| | 23-24 | 3.8 | 1.0 | 1.0 | 0.8 | 35.7 | | |
| CAREER | 3.8 | 1.0 | 1.0 | 0.8 | 35.7 | 11.6 | | |
|  | 10 MOUHAMED DIOUBATE | | | | | | LAST GAME: DNP NOTES: Four-star prospect, rated as the No. 18 power forward in the country by 247 Sports and the No. 74 player in the country by Rivals... Won the National Prep Championship at Putnam Science Academy... Averaged 13.6 points, 7.7 rebounds and 1.1 assists this past summer for the PSA Cardinals on the EYBL circuit | SEASON HIGHS Pts: 5, 11/6/23 vs. Morehead St. Rebs: 2, 3x, 11/17/23, last vs. Mercer Asts: 1, 11/14/23 vs. South Ala. Steals: 1, 11/10/23 vs. Indiana St. |
| | FR. / F / 6-7 / 215 / QUEENS, N.Y. (PUTNAM SCIENCE ACADEMY) | | | | | | | |
| | PPG | RPG | APG | SPG | BPG | MPG | | |
| | 23-24 | 2.5 | 1.8 | 0.3 | 0.3 | 0.0 | | |
| CAREER | 2.5 | 1.8 | 0.3 | 0.3 | 0.0 | 8.9 | | |
|  | 11 MOHAMED WAGUE | | | | | | LAST GAME: 2 points, 2 rebounds, 2 assists and 2 blocks NOTES: Played in 28 games last season at West Virginia before being sidelined with a foot injury on Feb. 25... Averaged 4.1 points and 3.1 rebounds per game... Averaged 74.2 percent... A 2022 NJCAA Division I First Team All-American... Led the NCJAA in offensive rebounds (170) and total rebounds (417) in 2022. | SEASON HIGHS Pts: 10, 11/14/23 vs. South Ala. Rebs: 7, 11/14/23 vs. South Ala. Asts: 2, 2x, 11/25/23, last vs. Oregon Blocks: 2, 2x, 11/25/23, last vs. Oregon |
| | JR. / F / 6-10 / 225 / BRONX, N.Y. (WEST VIRGINIA) | | | | | | | |
| | PPG | RPG | APG | SPG | BPG | MPG | | |
| | 23-24 | 4.2 | 3.3 | 1.2 | 0.7 | 0.8 | | |
| CAREER | 4.1 | 3.1 | 0.3 | 0.4 | 0.6 | 10.5 | | |
|  | 12 LATRELL WRIGHTSELL JR. | | | | | | LAST GAME: 9 points, 7 rebounds, 2 assists and 2 steals NOTES: Averaged a team-high 16.3 points per game along with 4.5 rebounds and 2.4 assists per game last season at Cal State Fullerton... Earned First Team All-Big West honors in 2023... Named to the 2023 Big West All-Tournament Team... Shot 42.4 percent from the field, 38.3 percent from three-point range in 2023. | SEASON HIGHS Pts: 9, 11/24/23 vs. Ohio State Rebs: 7, 11/25/23 vs. Oregon Asts: 2, 3x, 11/25/23, last vs. Oregon Steals: 3, 11/14/23 vs. South Ala. |
| | SR. / G / 6-3 / 190 / OMAHA, N.E. (CAL STATE FULLERTON) | | | | | | | |
| | PPG | RPG | APG | SPG | FG% | 3FG% | | |
| | 23-24 | 6.7 | 2.7 | 1.2 | 1.3 | 41.4 | | |
| CAREER | 10.7 | 3.3 | 2.0 | 1.2 | 39.9 | 35.7 | | |
|  | 15 JARIN STEVENSON | | | | | | LAST GAME: 4 points, 5 rebounds, 1 steal and 1 block NOTES: 2023 North Carolina Gatorade Player of the Year... Ranked as a five-star and the No. 1 power forward in the 2024 class according to ESPN before deciding to reclassify... Ranked No. 41 in the ESPN Top 100 in the 2023 class after reclassifying... Averaged 21.8 points, 11.7 rebounds and 3.7 blocks per game in his final season at Seaforth. | SEASON HIGHS Pts: 14, 11/17/23 vs. Mercer Rebs: 5, 2x, 11/25/23, last vs. Oregon Asts: 2, 11/14/23 vs. South Ala. Blocks: 2, 11/14/23 vs. South Ala. |
| | FR. / F / 6-11 / 210 / CHAPEL HILL, N.C. (SEAFORTH HS) | | | | | | | |
| | PPG | RPG | APG | BPG | FG% | 3FG% | | |
| | 23-24 | 8.3 | 3.8 | 0.3 | 0.7 | 54.5 | | |
| CAREER | 8.3 | 3.8 | 0.3 | 0.7 | 54.5 | 36.8 | | |
|  | 23 NICK PRINGLE | | | | | | LAST GAME: 4 points and 1 rebound NOTES: Saw action in 36 games last season... Averaged 3.5 points, 3.1 rebounds and 0.2 assists per game in 8.0 minutes per game... Posted two double-doubles throughout the season, including a career-high 19 points and 15 rebounds in the NCAA Tournament against Texas A&M-Corpus Cristi. | SEASON HIGHS Pts: 14, 11/17/23 vs. Mercer Rebs: 7, 11/14/23 vs. South Ala. Asts: 1, 11/6/23 vs. Morehead St. Blocks: 2, 11/17/23 vs. Mercer |
| | SR. / F / 6-10 / 220 / SEABROOK, S.C. (DODGE CITY CC) | | | | | | | |
| | PPG | RPG | APG | BPG | FG% | MPG | | |
| | 23-24 | 6.3 | 4.3 | 0.2 | 0.5 | 80.0 | | |
| CAREER | 3.4 | 3.0 | 0.2 | 0.4 | 78.2 | 8.2 | | |
|  | 24 SAM WALTERS | | | | | | LAST GAME: 3 points, 2 rebounds and 1 steal NOTES: A four-star prospect, ranked as the No. 22 power forward in the country by Rivals... Averaged 24.6 points and 9.9 rebounds per game under heads coach Colt McDowell at the Villages Charter School... Daily Commercial Player of the Year... Participated in the 2023 Iverson Classic. | SEASON HIGHS Pts: 16, 11/14/23 vs. South Ala. Rebs: 7, 11/17/23 vs. South Ala. Asts: 1, 11/14/23 vs. South Ala. Steals: 1, 4x, 11/25/23, last vs. Oregon |
| | FR. / F / 6-10 / 198 / THE VILLAGES, F.L. (VILLAGE CHARTER) | | | | | | | |
| | PPG | RPG | APG | SPG | FG% | 3FG% | | |
| | 23-24 | 6.3 | 2.5 | 0.2 | 0.5 | 57.1 | | |
| CAREER | 6.3 | 2.5 | 0.2 | 0.5 | 57.1 | 50.0 | | |
|  | 55 AARON ESTRADA | | | | | | LAST GAME: 22 points, 4 rebounds and 4 assists NOTES: Ranked as the No. 12 transfer according to ESPN.com... Enters the 2023-24 season as the No. 10 returning scorer in Division I... Averaged 20.2 points, 5.5 rebounds, 4.3 assists and 1.5 steals per game last season at Hofstra... Named back-to-back CAA Player of the Year in his two seasons with Hofstra. | SEASON HIGHS Pts: 27, 11/10/23 vs. Indiana St. Rebs: 7, 11/14/23 vs. South Ala. Asts: 5, 11/10/23 vs. Indiana St. Steals: 4, 11/14/23 vs. South Ala. |
| | GR. / G / 6-3 / 190 / WOODBURY, N.J. (HOFSTRA) | | | | | | | |
| | PPG | RPG | APG | SPG | FG% | 3FG% | | |
| | 23-24 | 17.0 | 3.8 | 3.3 | 1.7 | 54.9 | | |
| CAREER | 14.9 | 4.3 | 3.5 | 1.2 | 46.9 | 35.4 | | |

LAST TIME OUT: ALABAMA 99, OREGON 91 - GAME 6 - NOV. 25, 2023



Official Basketball Box Score - Final

Alabama at Oregon

11/25/23 Raider Arena, Niceville

2023-24 Men's Basketball

Game Time: 3:00 PM

Game Duration: 2:02

Attendance: 2,196

Record: 5-1

Officials: John Gaffney, Jeff Anderson, Doug Shaws

Alabama - 99

| NO. | Name | Min | FG M-A | 3P M-A | FT M-A | Rebounds OR DR TOT | Fouls PF FD | TP | AS | TO | ST | Blocks BS BA | +/- |
|--------|------------------------|---------|-----------|-----------|-----------|-----------------------|----------------|----|----|----|----|-----------------|-----|
| 2 | Grant Nelson | F 28:47 | 5-13 | 0-3 | 1-1 | 3 5 8 | 4 2 | 11 | 1 | 1 | 0 | 2 1 3 | |
| 23 | Nick Pringle | F 09:31 | 1-1 | 0-0 | 2-2 | 1 0 1 | 1 1 | 4 | 0 | 0 | 0 | 0 0 -1 | |
| 1 | Mark Sears | G 30:57 | 8-13 | 2-4 | 9-9 | 2 5 7 | 3 9 | 27 | 3 | 2 | 3 | 0 1 6 | |
| 3 | Rylan Griffen | G 31:04 | 4-9 | 2-5 | 7-8 | 2 0 2 | 1 5 | 17 | 3 | 5 | 1 | 1 1 5 | |
| 55 | Aaron Estrada | G 32:49 | 8-14 | 3-6 | 4-4 | 2 2 4 | 3 2 | 22 | 4 | 3 | 0 | 0 0 6 | |
| 12 | Latrell Wrightsell Jr. | G 23:59 | 2-5 | 1-2 | 4-4 | 1 6 7 | 1 4 | 9 | 2 | 0 | 2 | 0 1 15 | |
| 15 | Jarin Stevenson | F 17:58 | 2-4 | 0-1 | 0-0 | 2 3 5 | 0 0 | 4 | 0 | 4 | 1 | 1 1 8 | |
| 11 | Mohamed Waqie | F 08:52 | 1-1 | 0-0 | 0-0 | 1 1 2 | 3 1 | 2 | 2 | 0 | 0 | 2 0 4 | |
| 24 | Sam Walters | F 11:58 | 1-4 | 1-3 | 0-0 | 0 2 2 | 0 0 | 3 | 0 | 1 | 1 | 0 0 2 | |
| 4 | Davin Cosby Jr. | F 04:05 | 0-0 | 0-0 | 0-0 | 0 0 0 | 0 0 | 0 | 0 | 0 | 0 | 0 0 -8 | |
| Team | | | | | | 2 0 2 | | 0 | 0 | | | | |
| Totals | | | 32-64 | 9-24 | 26-28 | 16 24 40 | 16 24 | 99 | 15 | 16 | 8 | 6 5 8 | |

Technical Fouls: NONE

Oregon - 91

| NO. | Name | Min | FG M-A | 3P M-A | FT M-A | Rebounds OR DR TOT | Fouls PF FD | TP | AS | TO | ST | Blocks BS BA | +/- |
|--------|---------------------|---------|-----------|-----------|-----------|-----------------------|----------------|----|----|----|------|-----------------|-----|
| 10 | Kwame Evans Jr. | F 15:34 | 1-5 | 0-2 | 2-2 | 0 2 2 | 4 2 | 4 | 1 | 1 | 1 | 0 2 5 | |
| 22 | Jadrian Tracey | F 14:21 | 3-8 | 0-0 | 0-0 | 0 1 1 | 3 0 | 6 | 2 | 1 | 1 | 0 2 -11 | |
| 2 | Jesse Zarzuela | G 16:07 | 3-4 | 0-0 | 1-1 | 0 2 2 | 0 1 | 7 | 2 | 1 | 0 | 0 1 -3 | |
| 5 | Jermaine Cousinard | G 36:27 | 9-14 | 3-6 | 2-3 | 5 4 5 | 24 6 | 2 | 2 | 0 | 0 -4 | | |
| 9 | Keeshawn Bartholmey | G 26:25 | 5-10 | 4-0 | 0-0 | 2 2 2 | 2 0 | 10 | 2 | 1 | 2 | 0 0 -5 | |
| 3 | Jackson Shelstad | G 25:26 | 4-12 | 2-6 | 0-0 | 2 0 2 | 0 1 | 10 | 2 | 3 | 1 | 0 0 -4 | |
| 0 | Kario Oquendo | 24:37 | 6-9 | 1-2 | 4-4 | 0 1 1 | 3 4 | 17 | 1 | 2 | 1 | 4 1 -3 | |
| 24 | Mahamadou Diawara | F 19:37 | 3-3 | 0-0 | 2-2 | 2 4 6 | 5 3 | 8 | 1 | 1 | 0 | 1 0 -11 | |
| 4 | Brennan Riggsby | F 21:26 | 2-4 | 1-2 | 0-0 | 2 1 3 | 3 0 | 5 | 3 | 0 | 1 | 0 0 -12 | |
| Team | | | | | | 3 1 4 | | 0 | 1 | | | | |
| Totals | | | 36-69 | 7-20 | 12-15 | 11 17 28 | 24 16 | 91 | 20 | 13 | 9 | 5 6 -8 | |

Technical Fouls: NONE

| | ALA | ORE | Points from | ALA | ORE | Period by Period Scoring | | |
|------------------|---------------------------|---------------------------|---------------|-----|-----|--------------------------|-----|-----|
| Biggest lead | 18 (2 nd 8:09) | 7 (1 st 14:11) | Turnovers | 8 | 8 | 1st | 2nd | TOT |
| Best Scoring Run | 9 (1 st 1:29) | 8 (1 st 2:42) | Paint | 44 | 44 | ALA | 47 | 52 |
| Lead Changes | 4 | | Second Chance | 24 | 18 | ORE | 39 | 52 |
| Times Tied | 4 | | Fast Breaks | 21 | 9 | | | 91 |
| Time with Lead | 29:24 | 09:13 | Bench | 18 | 40 | | | |

line is impressive."

NICEVILLE, Fla.— The then No. 17/15 Alabama men's basketball team ended the Emerald Coast Classic with a win over Oregon, 99-91, Saturday afternoon at Raider Arena for its fifth win of the season. The Crimson Tide was led by Mark Sears scoring a season-high 27 points and was named to the Emerald Coast Classic All-Tournament team.

Aaron Estrada filled the stat sheet with 22 points, 4 rebounds and 4 assists while Rylan Griffen scored a season-high 17 points. Oregon was led by Jermaine Cousinard with a team-high 24 points.

GAME STATS

- Alabama had four players score double figures in Aaron Estrada (22 points), Rylan Griffen (17 points), Grant Nelson (11 points) and led by Mark Sears with a team-high 27 points
- UA shot a season-best 92 percent (26-28) from the free throw line
- The Crimson Tide shot 50 percent (32-64) from the floor
- Alabama matched its season-high in blocks (6) as a team
- The Tide outrebounded Oregon, 40-28

COACH OATS POSTGAME COMMENTS

"It is good to come out of here with a win. We didn't play our best basketball against Ohio State, they did a great job and we challenged our guys to be better on defense and I thought we played a lot harder. Mark (Sears) played significantly harder, was really locked in tonight. He led our team in blue collar points and ended up with seven rebounds as a guard. He drove the ball downhill and I thought he was really into it on defense. I thought our team was better defensively. We are still making way too many defensive mistakes but I thought our effort was good. We did a better job on the glass, we stepped up to the free throw line and only missed two free throws so to go 26-28 from the

2023-24 TOP PERFORMANCES

| CATEGORY | ALABAMA | OPPONENTS |
|-----------------------|---|--|
| Points | 27, 2x, last by Mark Sears vs. Oregon, 11/25/23 | 29 by Bruce Thornton, Ohio State, 11/24/23 |
| Field Goals Made | 9 by Aaron Estrada vs. Indiana State, 11/10/23 | 8 2x, last by Jalyn McCreary, Mercer, 11/17/23 |
| Field Goal Attempts | 16 by Aaron Estrada vs. Indiana State, 11/10/23 | 18 by Jalyn McCreary, Mercer, 11/17/23 |
| 3-Pointers Made | 6 by Aaron Estrada vs. Indiana State, 11/10/23 | 4, 2x, last by Bruce Thornton, Ohio State, 11/24/23 |
| 3-Pointers Attempted | 8 by Aaron Estrada vs. Indiana State, 11/10/23 | 8, 2x, last by Maxwell Land, South Alabama, 11/14/23 |
| Free-Throws Made | 9, 3x, last by Mark Sears vs. Oregon, 11/25/23 | 13 by Bruce Thornton, Ohio State, 11/24/23 |
| Free-Throws Attempted | 10 by Mark Sears vs. Indiana State, 11/10/23 | 14 by Bruce Thornton, Ohio State, 11/24/23 |
| Rebounds | 8, 2x, last by Grant Nelson vs. Oregon, 11/25/23 | 10, 2x, last by Felix Okpara, 11/24/23 |
| Assists | 6, 2x, last by Mark Sears vs. Mecer, 11/17/23 | 5 by Xavier Bledson, Indiana State, 11/10/23 |
| Steals | 4 by Aaron Estrada vs. South Alabama, 11/14/23 | 3, 4x, last by Jamison Battle, Ohio State, 11/24/23 |
| Blocks | 3 2x, last by Grant Nelson vs. Ohio State, 11/24/23 | 4 by Kario Oquendo, Oregon, 11/25/23 |

QUICK FACTS

| | |
|---|---------------------------|
| Location | Tuscaloosa, Ala. |
| Enrollment | 38,645 |
| Founded | April 12, 1831 |
| Conference | Southeastern (West) |
| Colors | Crimson and White |
| Nickname | Crimson Tide |
| President | Dr. Stuart Bell |
| Director of Athletics | Greg Byrne |
| Faculty Athletics Representative | Dr. James King |
| Sport Administrator | Shane Lyons |
| Arena | Coleman Coliseum (13,474) |

Coaching Staff

| | |
|-----------------------------------|---|
| Head Coach | Nate Oats |
| Alma Mater | Maranatha Baptist, 1998 |
| Record at Alabama | 97-43 .693 (5th Season) |
| Career Record | 193-86 .692 (9th Season) |
| Assistant Coaches | Austin Claunch Ryan Pannone Preston Murphy |
| Director of Scouting & Analytics | Adam Bauman |
| Director of Video Services | Ben Potts |
| Director of Player Development | Christian Pino |
| Director of Basketball Operations | Josh Pierre |
| Strength and Conditioning | Henry Barrera |
| Athletic Trainer | Clarke Holter |
| Nutritionist | Amanda Branson |
| Graduate Managers | Perkins Carden, Erwin Dudley, Brady Goka, Jonathan Jefferson, Max Wittenberg |

Team Information

| | |
|---------------------------------|----------------------------|
| 2022-23 Record | 31-6 |
| 2022-23 SEC Record | 16-2 |
| 2023 Postseason | NCAA Tournament (Sweet 16) |
| Final Rankings (AP/Coaches) | 1/4 |
| 2021-22 H/A/N Record | 13-4/3-7/3-3 |
| Starters Returning/Lost | 1/4 |
| Letterwinners Returning/Lost | 4/11 |
| Newcomers (including transfers) | 10 |

Program History

| | |
|----------------------------------|----------------------|
| All-Time Record | 1,772-1,089-1 (.619) |
| SEC Record | 840-639 (.568) |
| SEC Regular Season Championships | 8 |
| SEC Tournament Record | 73-54 (.575) |
| SEC Tournament Championships | 8 |
| NCAA Appearances | 23 (23-23, .500) |
| NIT Appearances | 16 |

Athletics Communications

| | |
|-------------------------------|--|
| Director (Basketball Contact) | Steven Gonzalez |
| Office | 205-348-6084 |
| Mobile | 602-803-0521 |
| E-mail | sgonzalez@ia.ua.edu |
| Fax | 205-348-8841 |
| Website | www.RollTide.com |
| Mailing Address | 1201 Coliseum Drive - Room 170 Tuscaloosa, Ala. 35487 |

2023-24 NUMERICAL ROSTER

| No. | Name | Pos. | Ht. | Wt. | Cl. | Major | Hometown (Previous School) |
|-----|--------------------------|------|------|-----|-----|--------------------------------|---|
| 0 | Kris Parker | G | 6-9 | 195 | 1st | General Business | Tallahassee, Fla. (Crossroad Academy) |
| 1 | Mark Sears | G | 6-1 | 185 | 4th | Human Environmental Sciences | Muscle Shoals, Ala. (Ohio/Hargrave Military Academy) |
| 2 | Grant Nelson% | F | 6-11 | 230 | 4th | Human Environmental Sciences | Devils Lake, N.D. (North Dakota State/Devils Lake HS) |
| 3 | Rylan Griffen | G | 6-6 | 190 | 2nd | Comm. Studies | Dallas, Texas. (Richardson HS) |
| 4 | Davin Cosby Jr. | G | 6-5 | 205 | 1st | Sport Management | Richmond, Va. (Word of God Christian Academy) |
| 10 | Mouhamed Dioubate | F | 6-7 | 215 | 1st | Consumer Science | Queens, N.Y. (Putnam Science Academy) |
| 11 | Mohamed Wague% | F | 6-10 | 225 | 3rd | Sport Management | Bronx, N.Y. (West Virginia/Scotland Campus) |
| 12 | Latrell Wrightsell Jr. % | G | 6-3 | 189 | 4th | Human Environmental Sciences | Omaha, Neb. (Cal State Fullerton/Omaha Central HS) |
| 15 | Jarin Stevenson | F | 6-11 | 210 | 1st | Management Information Systems | Chapel Hill, N.C. (Seaforth HS) |
| 23 | Nick Pringle | F | 6-10 | 230 | 4th | Comm. Studies | Seabrook, S.C. (Dodge City CC/Wofford) |
| 24 | Sam Walters | F | 6-10 | 198 | 1st | Comm. Studies | The Villages, Fla. (Villages Charter School) |
| 31 | Max Scharnowski | F | 6-6 | 205 | 3rd | Biology/Pre-Dental | Elgin, Ill. (Wheaton Academy) |
| 32 | Kai Spears | G | 6-2 | 160 | 2nd | General Business | Pittsburgh, Pa. (Bishop Canevin HS) |
| 33 | Ward Harrell | F | 6-7 | 220 | 1st | Finance | New Braunfels, Texas (New Braunfels HS) |
| 55 | Aaron Estrada# | G | 6-3 | 190 | 5th | General Studies | Woodbury, N.J. (Hofstra/St. Benedict's Preparatory) |

% - Transfer

- Grad Transfer

2023-24 ALPHABETICAL ROSTER

| No. | Name | Pos. | Ht. | Wt. | Cl. | Major | Hometown (Previous School) |
|-----|--------------------------|------|------|-----|-----|--------------------------------|---|
| 4 | Davin Cosby Jr. | G | 6-5 | 205 | 1st | Sport Management | Richmond, Va. (Word of God Christian Academy) |
| 10 | Mouhamed Dioubate | F | 6-7 | 215 | 1st | Consumer Science | Queens, N.Y. (Putnam Science Academy) |
| 55 | Aaron Estrada# | G | 6-3 | 190 | 5th | General Studies | Woodbury, N.J. (Hofstra/St. Benedict's Preparatory) |
| 3 | Rylan Griffen | G | 6-6 | 190 | 2nd | Comm. Studies | Dallas, Texas. (Richardson HS) |
| 33 | Ward Harrell | F | 6-7 | 220 | 1st | Finance | New Braunfels, Texas (New Braunfels HS) |
| 2 | Grant Nelson% | F | 6-11 | 230 | 4th | Human Environmental Sciences | Devils Lake, N.D. (North Dakota State/Devils Lake HS) |
| 0 | Kris Parker | G | 6-9 | 195 | 1st | General Business | Tallahassee, Fla. (Crossroad Academy) |
| 23 | Nick Pringle | F | 6-10 | 230 | 4th | Comm. Studies | Seabrook, S.C. (Dodge City CC/Wofford) |
| 31 | Max Scharnowski | F | 6-6 | 205 | 3rd | Biology/Pre-Dental | Elgin, Ill. (Wheaton Academy) |
| 1 | Mark Sears | G | 6-1 | 185 | 4th | Human Environmental Sciences | Muscle Shoals, Ala. (Ohio/Hargrave Military Academy) |
| 32 | Kai Spears | G | 6-2 | 160 | 2nd | General Business | Pittsburgh, Pa. (Bishop Canevin HS) |
| 15 | Jarin Stevenson | F | 6-11 | 210 | 1st | Management Information Systems | Chapel Hill, N.C. (Seaforth HS) |
| 11 | Mohamed Wague% | F | 6-10 | 225 | 3rd | Sport Management | Bronx, N.Y. (West Virginia/Scotland Campus) |
| 24 | Sam Walters | F | 6-10 | 198 | 1st | Comm. Studies | The Villages, Fla. (Villages Charter School) |
| 12 | Latrell Wrightsell Jr. % | G | 6-3 | 189 | 4th | Human Environmental Sciences | Omaha, Neb. (Cal State Fullerton/Omaha Central HS) |

% - Transfer

- Grad Transfer

CLASS

FRESHMAN

| | |
|-------------------|--|
| Davin Cosby Jr. | |
| Mouhamed Dioubate | |
| Ward Harrell | |
| Kris Parker | |
| Jarin Stevenson | |
| Sam Walters | |

SOPHOMORES

| | |
|---------------|--|
| Rylan Griffen | |
| Kai Spears | |

JUNIORS

| | |
|---------------|--|
| Mohamed Wague | |
|---------------|--|

SENIORS/GRADUATES

| | |
|-----------------------|--|
| Aaron Estrada (Gr.) | |
| Grant Nelson | |
| Nick Pringle | |
| Mark Sears | |
| Latrell Wrightsell Jr | |
| Max Scharnowski | |

PRONUNCIATION GUIDE

PLAYERS

| | |
|-------------------|---------------|
| Mouhamed Dioubate | Dee-ah-BOT-ee |
| Max Scharnowski | SCAR-Now-Skee |
| Mohamed Wague | Wahh-gee |

COACHES

| | |
|--------------|-----------|
| Adam Bauman | BO-man |
| Ryan Pannone | Puh-Known |

SEC STANDINGS

| Overall Standings | | | | Conference Standings | | |
|-------------------|----------|----------|-------------|----------------------|----------|-------------|
| | W | L | Pct. | W | L | Pct. |
| Ole Miss | 5 | 0 | 1.000 | 0 | 0 | .000 |
| Mississippi State | 6 | 0 | 1.000 | 0 | 0 | .000 |
| South Carolina | 5 | 0 | 1.000 | 0 | 0 | .000 |
| Texas A&M | 6 | 1 | .857 | 0 | 0 | .000 |
| ALABAMA | 5 | 1 | .833 | 0 | 0 | .000 |
| Kentucky | 5 | 1 | .833 | 0 | 0 | .000 |
| Auburn | 4 | 1 | .800 | 0 | 0 | .000 |
| Missouri | 5 | 2 | .714 | 0 | 0 | .000 |
| Florida | 4 | 2 | .667 | 0 | 0 | .000 |
| LSU | 4 | 2 | .667 | 0 | 0 | .000 |
| Tennessee | 4 | 2 | .667 | 0 | 0 | .000 |
| Arkansas | 4 | 3 | .571 | 0 | 0 | .000 |
| Georgia | 3 | 3 | .500 | 0 | 0 | .000 |
| Vanderbilt | 3 | 3 | .500 | 0 | 0 | .000 |

2023-24 Preseason Media Poll

1. Tennessee
2. Texas A&M
3. Arkansas
4. Kentucky
5. Alabama
6. Auburn
7. Mississippi State
8. Florida
9. Missouri
10. Ole Miss
11. Vanderbilt
12. Georgia
13. LSU
14. South Carolina

2023-24 Preseason Media All-SEC

First Team All-SEC

Grant Nelson - Alabama
 Trevon Brazile - Arkansas
 Johni Broome - Auburn
 Justin Edwards - Kentucky
 Tolu Smith - Mississippi State
 Santiago Vescovi - Tennessee
 Wade Taylor IV - Texas A&M

Second Team All-SEC

Mark Sears - Alabama
 Davonte Davis - Arkansas
 Riley Kugel - Florida
 Antonio Reeves - Kentucky
 Zakai Zeigler - Tennessee

SEC Preseason Player of the Year
 Wade Taylor IV, Texas A&M

2023-24 Preseason Coaches All-SEC

First Team All-SEC

Trevon Brazile - Arkansas
 Johni Broome - Auburn
 Riley Kugel - Florida
 Antonio Reeves - Kentucky
 Tolu Smith - Mississippi State
 Santiago Vescovi - Tennessee
 Zakai Zeigler - Tennessee
 Wade Taylor IV - Texas A&M

Second Team All-SEC

Grant Nelson - Alabama
 Mark Sears - Alabama
 Davonte Davis - Arkansas
 Justin Edwards - Kentucky
 Matthew Murrell - Ole Miss
 Josiah-Jordan James - Tennessee
 Tyrece Radford - Texas A&M
 Tyrin Lawrence - Vanderbilt

ALABAMA'S WEEKLY NATIONAL RANKINGS

| WEEK | AP/USA TODAY |
|-----------|--------------|
| PRESEASON | 24/24 |
| 2 | 22/22 |
| 3 | 17/15 |
| 4 | 23/20 |
| 5 | |
| 6 | |
| 7 | |
| 8 | |
| 9 | |
| 10 | |
| 11 | |
| 12 | |
| 13 | |
| 14 | |
| 15 | |
| 16 | |
| 17 | |
| 18 | |
| FINAL | |

THE TIDE IN THE NATIONAL POLLS

| MEDIA OUTLET | UA RANKING |
|--------------------|------------|
| AP Top 25 | No. 23 |
| USA Today Coaches | No. 20 |
| NET Rankings | N/A |
| KenPom | No. 8 |
| ESPN BPI | No. 16 |
| John Fanta Top 25 | No. 21 |
| Andy Katz Power 36 | No. 27 |
| Rothstein 45 | No. 34 |
| ESPN Power Ranking | No. NR |
| CBS Top 25 | No. NR |
| Field of 68 | No. NR |

ASSOCIATED PRESS POLL

WEEK 4 (NOV. 27)

| Rank | Team (FPV) | Record | Points | Prev. Rank |
|------|--------------------------|------------|------------|------------|
| 1 | Purdue (60) | 6-0 | 1,572 | 2 |
| 2 | Arizona (1) | 6-0 | 1,467 | 3 |
| 3 | Marquette | 5-1 | 1,418 | 4 |
| 4 | UConn (2) | 6-0 | 1,411 | 5 |
| 5 | Kansas | 5-1 | 1,312 | 1 |
| 6 | Houston | 7-0 | 1,289 | 6 |
| 7 | Duke | 5-1 | 1,194 | 9 |
| 8 | Miami (FL) | 5-0 | 1,031 | 10 |
| 9 | Baylor | 6-0 | 1,030 | 13 |
| 10 | Tennessee | 4-2 | 937 | 7 |
| 11 | Gonzaga | 4-1 | 964 | 11 |
| 12 | Kentucky | 5-1 | 727 | 16 |
| 13 | Florida Atlantic | 5-1 | 664 | 19 |
| 14 | Texas A&M | 6-1 | 646 | 12 |
| 15 | Creighton | 5-1 | 613 | 8 |
| 16 | Texas | 5-1 | 571 | 15 |
| 17 | North Carolina | 5-1 | 567 | 14 |
| 18 | Villanova | 6-1 | 534 | NR |
| 19 | BYU | 6-0 | 416 | NR |
| 20 | Colorado State | 6-0 | 330 | NR |
| 21 | Mississippi State | 6-0 | 309 | 25 |
| 22 | James Madison | 6-0 | 303 | 22 |
| 23 | Alabama | 5-1 | 259 | 17 |
| 24 | Illinois | 5-1 | 134 | NR |
| 25 | Oklahoma | 6-0 | 120 | NR |

Others Others receiving votes: Memphis 108, San Diego State 102, Colorado 70, **Ohio State** 67, TCU 66, Michigan State 57, **Auburn** 46, UCLA 24, Princeton 14, **Arkansas** 10, Florida State 8, Iowa State 8, USC 7, **Liberty** 7, Nevada 6, **Clemson** 6, Virginia 6, **Mississippi** 5, Nebraska 4, **South Carolina** 2, Cincinnati 2, Kansas State 1, Bradley 1

USA TODAY/COACHES POLL

WEEK 4 (NOV. 27)

| Rank | Team (FPV) | Record | Points | Prev. Rank |
|------|--------------------------|------------|------------|------------|
| 1 | Purdue (32) | 6-0 | 800 | 2 |
| 2 | Arizona | 6-0 | 747 | 3 |
| 3 | Marquette | 5-1 | 703 | 5 |
| 4 | UConn | 6-0 | 700 | 4 |
| 5 | Houston | 7-0 | 647 | 6 |
| 6 | Kansas | 5-1 | 681 | 1 |
| 7 | Duke | 5-1 | 594 | 9 |
| 8 | Miami (FL) | 5-0 | 542 | 11 |
| 9 | Baylor | 6-0 | 537 | 12 |
| 10 | Gonzaga | 4-1 | 483 | 10 |
| 11 | Tennessee | 4-2 | 462 | 8 |
| 12 | Kentucky | 5-1 | 373 | 16 |
| 13 | Texas A&M | 6-1 | 326 | 13 |
| 14 | Creighton | 5-1 | 324 | 7 |
| 15 | Villanova | 6-1 | 317 | NR |
| 16 | North Carolina | 5-1 | 303 | 14 |
| 17 | Florida Atlantic | 5-1 | 287 | 20 |
| 18 | Texas | 5-1 | 201 | 17 |
| 19 | BYU | 6-0 | 187 | NR |
| 20 | Alabama | 5-1 | 157 | 15 |
| 21 | Colorado State | 6-0 | 132 | NR |
| 22 | Mississippi State | 6-0 | 125 | 25 |
| 23 | James Madison | 6-0 | 109 | NR |
| 24 | Illinois | 5-1 | 99 | 22 |
| 25 | Michigan State | 3-3 | 66 | 19 |

Others Others receiving votes: Memphis 63; Virginia 54; UCLA 46; TCU 45; San Diego State 45; Oklahoma 44; Colorado 43; **Ohio State** 37; **Clemson** 27; **Auburn** 26; Princeton 24; Nevada 11; Iowa State 11; USC 7; **Liberty** 6; Bradley 4; Cincinnati 2; **Arkansas** 2; **Florida** 1;

SPECIALTY STATS

| Opponent | Pts off | | | | |
|----------------------|---------|------|-------|-------|-------|
| | Paint | T/O | 2ndCh | FastB | Bench |
| MOREHEAD STATE | 36 | 18 | 12 | 5 | 15 |
| ALABAMA | 42 | 29 | 13 | 23 | 38 |
| INDIANA STATE | 30 | 11 | 4 | 7 | 18 |
| ALABAMA | 40 | 14 | 18 | 12 | 26 |
| SOUTH ALABAMA | 12 | 8 | 6 | 3 | 14 |
| ALABAMA | 44 | 24 | 18 | 16 | 52 |
| MERCER | 40 | 12 | 4 | 14 | 34 |
| ALABAMA | 50 | 9 | 9 | 26 | 36 |
| VS. OHIO STATE | 24 | 13 | 13 | 13 | 25 |
| ALABAMA | 28 | 17 | 8 | 9 | 19 |
| VS. OREGON | 44 | 8 | 18 | 9 | 40 |
| ALABAMA | 44 | 8 | 24 | 21 | 18 |
| CLEMSON | | | | | |
| ALABAMA | | | | | |
| ARKANSAS STATE | | | | | |
| ALABAMA | | | | | |
| VS. PURDUE | | | | | |
| ALABAMA | | | | | |
| AT CREIGHTON | | | | | |
| ALABAMA | | | | | |
| VS. ARIZONA | | | | | |
| ALABAMA | | | | | |
| EASTERN KENTUCKY | | | | | |
| ALABAMA | | | | | |
| VS. LIBERTY | | | | | |
| ALABAMA | | | | | |
| AT VANDERBILT | | | | | |
| ALABAMA | | | | | |
| SOUTH CAROLINA | | | | | |
| ALABAMA | | | | | |
| AT MISSISSIPPI STATE | | | | | |
| ALABAMA | | | | | |
| MISSOURI | | | | | |
| ALABAMA | | | | | |
| AT TENNESSEE | | | | | |
| ALABAMA | | | | | |
| AUBURN | | | | | |
| ALABAMA | | | | | |
| LSU | | | | | |
| ALABAMA | | | | | |
| AT GEORGIA | | | | | |
| ALABAMA | | | | | |
| MISSISSIPPI STATE | | | | | |
| ALABAMA | | | | | |
| AT AUBURN | | | | | |
| ALABAMA | | | | | |
| AT LSU | | | | | |
| ALABAMA | | | | | |
| TEXAS A&M | | | | | |
| ALABAMA | | | | | |
| FLORIDA | | | | | |
| ALABAMA | | | | | |
| AT KENTUCKY | | | | | |
| ALABAMA | | | | | |
| AT OLE MISS | | | | | |
| ALABAMA | | | | | |
| TENNESSEE | | | | | |
| ALABAMA | | | | | |
| AT FLORIDA | | | | | |
| ALABAMA | | | | | |
| ARKANSAS | | | | | |
| ALABAMA | | | | | |
| OPPONENT Totals | 186 | 70 | 57 | 51 | 146 |
| Average/Game | 31.0 | 11.7 | 9.5 | 8.5 | 24.3 |
| ALABAMA Totals | 248 | 101 | 90 | 107 | 189 |
| Average/Game | 41.3 | 16.8 | 15.0 | 17.8 | 31.5 |

TIDE

TALE OF THE TAPE

TIGERS

| 2023-24 | Season | 2023-24 |
|---------|----------|---------|
| 5-1 | Overall | 5-0 |
| 5-1 | Last 10 | 5-0 |
| 4-1 | Last 5 | 5-0 |
| 97.8 | PPG | 79.6 |
| 74.8 | OPP PPG | 66.8 |
| +23.0 | Margin | +12.8 |
| .541 | FG% | .475 |
| .439 | FG% DEF | .420 |
| .430 | 3PT% | .397 |
| .323 | 3PT% DEF | .343 |
| 10.2 | 3PT MPG | 10.0 |
| .798 | FT% | .716 |
| 39.5 | RPG | 35.6 |
| 28.3 | OPP RPG | 31.4 |
| +11.2 | Margin | +4.2 |
| 14.7 | APG | 19.0 |
| 12.2 | TOs PG | 9.8 |
| 4.3 | BPG | 5.4 |
| 7.8 | SPG | 4.4 |

SERIES HISTORY

| | |
|-----------------------------|--|
| Overall Series Record | Clemson leads, 7-4 |
| Last Five Contests..... | Clemson leads, 4-1 |
| Last 10 Contests..... | Clemson leads, 7-3 |
| At Clemson..... | Clemson leads, 2-0 |
| At Alabama..... | Clemson leads, 3-0 |
| At Coleman Coliseum..... | Clemson leads, 3-0 |
| Neutral Site..... | Alabama leads, 3-2 |
| Series Streak | Oregon's streak is currently at 3 |
| Last Meeting | Dec. 12, 2020 (Clemson defeated Alabama 64-56) |

ABOUT CLEMSON

- Clemson added four transfers who have played a combined 393 college basketball games over 14 seasons of experience. The transfers have a total of 3,978 points, 1,469 rebounds and 754 assists. Clemson added Joseph Girard III (Syracuse), Jack Clark (NC State), Jake Heidbreder (Air Force) and Bas Leyte (UNCG) through the transfer portal.
- Clemson was a preseason pick to finish fifth in the ACC by voting media. The last time the Tigers were picked to finish fifth or higher was prior to the 2008-09 season
- Head Coach Brad Brownell, now in his 14th season at Clemson, has led the Tigers to the sixth-most overall wins (125) amongst ACC teams since 2017-18
- Per StatsPerform research, Clemson brought back the third-most points per game (2022-23 season) on its roster heading into the 2023-24 campaign
- Clemson returns 52.1 points per game and added 48.0 points per game from its transfer portal class
- Per StatsPerform research, Clemson, with the return of PJ Hall and the addition of Joseph Girard III, return the top two scorers in ACC play from last season.
- Senior PJ Hall garnered Preseason First Team All-ACC honors this week, marking the first Tiger to earn a preseason first team accolade since Aamir Simms prior to the 2020-21 season

BLUE COLLAR PTS

The Hard Hat Award is something created by head coach Nate Oats which is handed out to a Crimson Tide men's basketball player at the end of each game. The Blue Collar point system accumulates over the course of a game with the highest game total receiving the Hard Hat. Deflections, steals, blocks, rebounds and loose balls count for one point. Offensive rebounds are worth 1.5 points, floor dives are two and charges are worth four points.

OPPONENT TEAM TOTAL HARD HAT AWARD

| | | |
|-------------------------|-------------|----------------------|
| Morehead State | 90.5 | Grant Nelson (13.0) |
| Indiana State | 81 | Grant Nelson (14.0) |
| South Alabama | 105.5 | Aaron Estrada (19.0) |
| Mercer | 90.0 | Nick Pringle (15.5) |
| Ohio State | 53.5 | Aaron Estrada (11.5) |
| Oregon | 96.5 | Mark Sears (21.0) |
| Clemson | | |
| Arkansas State | | |
| Purdue | | |
| Creighton | | |
| Arizona | | |
| Eastern Kentucky | | |
| Liberty | | |
| Vanderbilt | | |
| South Carolina | | |
| Mississippi State | | |
| Missouri | | |
| Tennessee | | |
| Auburn | | |
| LSU | | |
| Georgia | | |
| Mississippi State | | |
| Auburn | | |
| LSU | | |
| Texas A&M | | |
| Florida | | |
| Kentucky | | |
| Ole Miss | | |
| Tennessee | | |
| Florida | | |
| Arkansas | | |

HARD HAT WINNERS

| | |
|---------------------|---|
| Grant Nelson | 2 |
| Aaron Estrada | 2 |
| Nick Pringle | 1 |
| Mark Sears | 1 |

CUMULATIVE BLUE COLLAR POINTS TOTAL

| | |
|-----------------------------|------|
| Grant Nelson | 74.5 |
| Aaron Estrada | 52.0 |
| Nick Pringle | 61.5 |
| Mohamed Wague | 47.0 |
| Rylan Griffen | 37.5 |
| Latrell Wrightsell Jr. | 46.0 |
| Jarin Stevenson | 44.0 |
| Mark Sears | 60.5 |
| Sam Walters | 28.0 |
| Davin Cosby Jr. | 21.0 |
| Mouhamed Dioubate | 12.0 |
| Max Scharnowski | 3.5 |

TOTALS..... 512.5

BREAKING DOWN THE STARTING LINEUP

| Opponent (W/L) | G | G | G | F | F |
|----------------------|-------|---------|---------|--------|---------|
| Morehead State (W) | Sears | Estrada | Griffen | Nelson | Pringle |
| Indiana State | Sears | Estrada | Griffen | Nelson | Pringle |
| South Alabama | Sears | Estrada | Griffen | Nelson | Pringle |
| Mercer | Sears | Estrada | Griffen | Nelson | Pringle |
| vs. Ohio State | Sears | Estrada | Griffen | Nelson | Pringle |
| vs. Oregon | Sears | Estrada | Griffen | Nelson | Pringle |
| Clemson | | | | | |
| Arkansas State | | | | | |
| vs. Purdue | | | | | |
| at Creighton | | | | | |
| at Arizona | | | | | |
| Eastern Kentucky | | | | | |
| vs Liberty | | | | | |
| at Vanderbilt | | | | | |
| South Carolina | | | | | |
| at Mississippi State | | | | | |
| Missouri | | | | | |
| at Tennessee | | | | | |
| Auburn | | | | | |
| LSU | | | | | |
| at Georgia | | | | | |
| Mississippi State | | | | | |
| at Auburn | | | | | |
| at LSU | | | | | |
| Texas A&M | | | | | |
| Florida | | | | | |
| at Kentucky | | | | | |
| at Ole Miss | | | | | |
| Tennessee | | | | | |
| at Florida | | | | | |
| Arkansas | | | | | |

Consecutive starts: Sears 6, Estrada 6, Griffen 6, Nelson 6, Pringle 6

Number of different starting lineups: 1

Record by Lineup (bold indicates most recent lineup)

5-1 Sears, Estrada, Griffen, Nelson, Pringle

SEASON DEFLECTIONS

| | |
|------------------------|----|
| Aaron Estrada | 15 |
| Grant Nelson | 15 |
| Latrell Wrightsell Jr. | 14 |
| Nick Pringle | 10 |
| Mark Sears | 10 |
| Davin Cosby | 9 |
| Mohamed Wague | 9 |
| Jarin Stevenson | 7 |
| Rylan Griffen | 5 |
| Mouhamed Dioubate | 2 |
| Sam Walters | 2 |

TOTALS 98

SEASON CHARGES

| | |
|------------------------|---|
| Nick Pringle | 1 |
| Latrell Wrightsell Jr. | 1 |

TOTALS 2

DUNKS

| | |
|-----------------|---|
| Nick Pringle | 7 |
| Grant Nelson | 5 |
| Mohamed Wague | 3 |
| Jarin Stevenson | 2 |
| Sam Walters | 1 |

TOTALS 18

FLOOR DIVES

| | |
|---------------|---|
| Nick Pringle | 4 |
| Sam Walters | 3 |
| Aaron Estrada | 2 |
| Davin Cosby | 1 |
| Rylan Griffen | 1 |
| Grant Nelson | 1 |

TOTALS 12

RECORD WHEN...

| | |
|-------------------------------|-----|
| At home | 4-0 |
| On the road | 0-0 |
| At neutral sites | 1-1 |
| In SEC games | 0-0 |
| SEC home games | 0-0 |
| SEC road games | 0-0 |
| In non-conference games | 5-1 |
| In postseason games | 0-0 |
| In overtime | 0-0 |

| | |
|---|-----|
| In games decided by ... | |
| 3 points or less (one possession games) | 0-0 |
| 4-6 points or less (two possession games) | 0-0 |
| 7 points or more | 5-1 |

| | |
|----------------------------|-----|
| Leading at the half | 5-0 |
| Trailing at the half | 0-1 |
| Tied at the half | 0-0 |

| | |
|---|-----|
| Shooting 40% or better | 5-1 |
| Shooting less than 40% | 0-0 |
| Opponent 40% or better | 4-1 |
| Opponent shoots less than 40% | 1-0 |
| Shooting same or better than opponent | 4-0 |
| Shooting worse than opponent | 1-1 |

| | |
|-------------------------------|-----|
| Outrebounding opponent | 5-0 |
| Opponent outrebounds UA | 0-1 |
| Rebounds are tied | 0-0 |

| | |
|----------------------------------|-----|
| 70% or better on FT | 4-1 |
| less than 70% on FT | 1-0 |
| More FT att. than opponent | 5-0 |
| Less FT att. than opponent | 0-1 |
| Same FT att. as opponent | 0-0 |

| | |
|----------------------------|-----|
| 40% or better on 3PT | 4-0 |
| Less than 40% on 3PT | 1-1 |

| | |
|------------------------------------|-----|
| More turnovers than opponent | 2-0 |
| Less turnovers than opponent | 3-1 |
| Same turnovers as opponent | 0-0 |

| | |
|-----------------------------------|-----|
| Scoring 80 or more points | 5-1 |
| Scoring 70-79 points | 0-0 |
| Scoring 60-69 points | 0-0 |
| Scoring 50-59 points | 0-0 |
| Scoring less than 50 points | 0-0 |

| | |
|------------------------------------|-----|
| Allowing 80 or more points | 2-1 |
| Allowing 70-79 points | 1-0 |
| Allowing 60-69 points | 1-0 |
| Allowing 50-59 points | 0-0 |
| Allowing less than 50 points | 1-0 |

| | |
|--------------------|-----|
| On Sunday | 0-0 |
| On Monday | 1-0 |
| On Tuesday | 1-0 |
| On Wednesday | 0-0 |
| On Thursday | 0-0 |
| On Friday | 2-1 |
| On Saturday | 1-0 |

| | |
|-------------------|-----|
| In November | 5-1 |
| In December | 0-0 |
| In January | 0-0 |
| In February | 0-0 |
| In March | 0-0 |

BAMA IN THE PROS

- Here is a list of the former Alabama players that are currently playing professionally:

| Player | Team |
|-------------------|--|
| Charles Bediako | San Antonio Spurs/Austin Spurs* |
| Jordan Bruner | BK ARMEX Decin (Czech Republic) |
| Noah Clowney | Brooklyn Nets* |
| JD Davidson | Boston Celtics/Maine Celtics* |
| Keon Ellis | Sacramento Kings/Stockton Kings* |
| Noah Gurley | Kangoeroes Basket Mechelen (Belgium)* |
| Donta Hall | AS Monaco (France) |
| Herbert Jones | New Orleans Pelicans* |
| Kira Lewis Jr. | New Orleans Pelicans* |
| Brandon Miller | Charlotte Hornets* |
| Retin Obasohan | Bertram Derthona (Italy) |
| Joshua Primo | Los Angeles Clippers* |
| Levi Randolph | Hapoel Jerusalem (Israel) |
| Alex Reese | Rio Grande Valley Vipers (NBA G-League)* |
| Jaden Shackelford | Oklahoma City Blue (NBA G-League)* |
| Colin Sexton | Utah Jazz |

*Played for Nate Oats

ALABAMA BASKETBALL

Alabama is in its 111th season of basketball in 2023-24 and is coming off arguably one of its best seasons in the history of the program. The Tide's first season of hoops came in 1912-13. There was no season in 1943-44 due to World War II.

- Non-Conference Slate:** Alabama became the third team in the last 50 years to start SEC play by winning each of its first seven contests by double figures (+21.0 scoring margin) joining Kentucky (1994-95) and Florida (2012-13)
- Strength of Schedule:** After having the No. 1 strength of schedule in the nation in back-to-back seasons, Alabama will face another challenging non-conference schedule that includes:
 - Of the 13 games during Alabama's non-conference schedule, the Tide will face eight opponents who participated in the NCAA Tournament and NIT last season
 - Six opponents that the Tide will face during non-conference were picked to finish first in their conference (Morehead State - OVC, Indiana State - MVC, Purdue - BigTen, Arizona - Pac-12, Eastern Kentucky - ASUN and Liberty - CUSA)
 - Nine of Alabama's opponents won 20 games or more last season
 - The non-conference schedule features 11 different conferences
 - Tide will face Purdue, who was a No. 1 seed in the 2023 NCAA Tournament, and Arizona who was a No. 2 seed
- Top-25 Wins:** The Crimson Tide currently won a program-record seven top-25 wins last season and have 15 wins under Nate Oats during his time in Tuscaloosa
- Karl Malone Watch List:** Alabama's Grant Nelson is one of 20 candidates named to the 2024 Karl Malone Award Watch List, which recognizes the top power forwards in men's college basketball annually
 - One of three players from SEC to be named to the watch list (Arkansas' Trevon Brazile and Mississippi State's Tolu Smith)
 - Ranked as the No. 17 transfer according to ESPN.com
 - Enters the 2023-24 season as the No. 41 returning scorer in Division I
- Tide Hoops in the NBA:** Alabama is well represented in the NBA this season as the Tide currently have nine players on NBA rosters
 - Brandon Miller and Noah Clowney were the first Crimson Tide teammates in 28 years to be selected in the first round of the same NBA Draft, dating back to 1995 when Antonio McDyess (No. 2 overall to the LA Clippers) and Jason Caffey (No. 20 overall to Chicago Bulls) achieved the feat
 - During the Oats era, Alabama has produced three NBA Draft Lottery Picks (Miller, Joshua Primo and Kira Lewis Jr.)
- 1,000 Point Scorers:** The Tide's roster features three players that have scored 1,000 points throughout their college career in Aaron Estrada (1,535 points), Mark Sears (1,432 points) and Grant Nelson (1,098 points)
- Top 10 Recruiting Class:** For the fourth consecutive top-15 signing class for head coach Nate Oats since arriving on campus as Alabama signed the No. 10 recruiting class in the country in 2023
- New Coaching Staff:** Nate Oats hired three brand new assistant coaches in Austin Claunch, Preston Murphy and Ryan Pannone
- Oats Approaching 100 Wins at Alabama:** Nate Oats is four wins away from becoming the eighth coach in program history to win 100 games at Alabama.

BY THE NUMBERS

4

Since arriving to campus, Nate Oats has won four of the seven SEC trophies that have been handed out during that span, which is an SEC-best winning a pair of SEC season championships and two SEC tournament titles

5

Alabama welcomes the No. 5 overall transfer signing class by 247Sports, highlighted by a pair of 1,000 point scorers in Aaron Estrada from Hofstra and Grant Nelson from North Dakota State

5

Alabama was picked fifth in the SEC Preseason Poll, voted by media members. Each year Alabama was picked to finish fifth in the SEC under Nate Oats, the Tide have gone on to win the SEC regular season and tournament championships

10

Ranking of the 2023 signing class, which consists of five four-star signees and the North Carolina Gatorade Player of the Year Jarin Stevenson. It is the first time in program history Alabama has had four straight top-15 signing classes in the modern era

11

Alabama will face 11 opponents that are ranked or receiving votes in the AP Preseason Poll, including seven among the top-16

19

Alabama has won 19 straight home games at Coleman Coliseum, which ranks as the fifth longest winning streak in the country and first in the SEC

49

In his first four seasons at Alabama, Nate Oats has won 49 SEC contests, which is tied for the most in the SEC along with Kentucky

97

The Tide has won 97 games over the past five years under Nate Oats, which ranks No. 2 in the SEC during that span (23.0 wins per season)

840

Number of SEC wins for Alabama, which ranks second among all league teams (Kentucky has 1,037). The Crimson Tide's SEC winning percentage of .565 is third-best in the conference annals, behind Kentucky (.778) and Tennessee (.567)

1,772

Number of all-time wins for Alabama in 110 years of basketball, which ranks third in the SEC behind Kentucky and Arkansas

THE TIDE AMONG THE BEST

Alabama has been one of the most successful programs in the country over the last four seasons. Over the past four seasons, Liberty has won 81 games, which ranks No. 11 in the country and No. 1 in the SEC.

| SEC TEAMS | NUMBER OF WINS |
|----------------------|----------------|
| 1. ALABAMA | 81 |
| 2. Arkansas | 79 |
| 3. Tennessee | 74 |
| 4. Auburn | 66 |
| 5. Texas A&M | 66 |
| 6. Mississippi State | 63 |
| 7. Kentucky | 62 |
| 8. LSU | 59 |
| 9. Missouri | 58 |
| 10. Florida | 55 |
| 11. Vanderbilt | 53 |
| 12. Ole Miss | 46 |
| 13. South Carolina | 40 |
| 14. Georgia | 39 |

| TEAM | NUMBER OF WINS |
|---------------------|----------------|
| 1. Houston | 100 |
| 2. Gonzaga | 94 |
| 3. Kansas | 88 |
| T4. Arizona | 84 |
| T4. UCLA | 84 |
| T4. Baylor | 84 |
| T7. San Diego State | 83 |
| T7. Drake | 83 |
| T9. Purdue | 82 |
| T9. UAB | 82 |
| 11. ALABAMA | 81 |
| T12. Liberty | 77 |
| T12. North Texas | 78 |
| 14. Toledo | 77 |

THE TIDE IN THE NATIONAL & CONFERENCE STATS

- Below is a breakdown of where UA ranks in the SEC and NCAA (all numbers as of 11/21):

| CATEGORY | STAT | SEC ONLY | NCAA |
|--------------------------------|------|----------|------|
| Scoring Offense | 97.8 | 1 | 1 |
| Free Throws Made Per Game | 23.7 | 1 | 1 |
| Effective Field Goal % | .558 | 1 | 3 |
| Three Point Percentage | 43.0 | 1 | 3 |
| Field Goal Percentage | 54.1 | 1 | 3 |
| Free Throw Attempts Per Game | 29.7 | 1 | 3 |
| Scoring Margin | 23.0 | 1 | 13 |
| Free Throw Percentage | 79.8 | 1 | 15 |
| Rebound Margin | 11.2 | 2 | 16 |
| Fastbreak Points | 17.8 | 2 | 16 |
| Three Pointers Per Game | 10.2 | 2 | 20 |
| Bench Points Per Game | 31.5 | 3 | 30 |
| Rebounds Per Game | 39.5 | 5 | 84 |
| Steals Per Game | 7.8 | 6 | 102 |
| Defensive Rebounds Per Game | 27.5 | 5 | 104 |
| Assists Per Game | 14.7 | 6 | 107 |
| Assist/Turnover Ratio | 1.2 | 9 | 123 |
| Three Point Percentage Defense | 32.3 | 7 | 181 |
| Field Goal Percentage Defense | 43.9 | 13 | 236 |

STATS IN WINS VS LOSSES

- Below is a breakdown of key stats in Alabama's wins compared to the same stats in its losses on the year.

| GAMES | POINTS PER GAME UA-OPP (MARGIN) | FG% UA / OPP | 3FG% UA / OPP | REBS PER GAME UA / OPP (MARGIN) | ASTS PER GAME UA / OPP |
|-----------------|------------------------------------|-----------------|------------------|------------------------------------|---------------------------|
| Won (5) | 101.2-71.4 (+29.8) | .555/.422 | .464/.286 | 42.6/27.6 (+15.0) | 15.6 /10.0 |
| Lost (1) | 81-92 (-11.0) | .464/.540 | .300/.556 | 24.0/32.0 (-8.0) | 10.0/10.0 |



**NATE
OATS**

Head Coach

5th Season at UA
9th Season Overall

MARANTHA BAPTIST, 1998

When Nate Oats was formally introduced as head men's basketball coach at The University of Alabama on March 28, 2019, he promised fans would see an entertaining, up-tempo and fast-paced style of play. And that's exactly what he has delivered during his three years in Tuscaloosa.

Oats continues to lead the Crimson Tide men's basketball resurgence to national prominence, having guided his team to 92 wins, highlighted by a pair of SEC Regular Season championships, two SEC Tournament championships and two trips to the Sweet 16. Oats is the only coach in program history to win multiple SEC regular season and tournament championships. He has compiled a record of 92-41 (.692) in his four years at The Capstone. In fact, in his eight years as a head coach, Oats owns an impressive record of 188-84 (.691) and has led his teams to NCAA Tournament appearances six separate times with one of those years being the global pandemic.

During Oats' four years at the helm, the Tide have compiled 49 Southeastern Conference wins, which is tied for the most in the SEC along with Kentucky highlighted by winning the 2023 SEC Regular Season championship at home against Auburn. Against the top teams across the country, Oats and the Crimson Tide have risen to the challenge as Alabama has 15 AP Top 25 wins including defeating the No. 1 team in the country twice during the 2022-23 season, becoming the first team since 1965-66 (Duke) with multiple wins over the AP No. 1 team

before the New Year.

Following the cancelation of the 2020 postseason, Alabama has made consecutive NCAA Tournament appearances in 2021, 2022 and 2023 marking the first time in 19 years the program has achieved the feat dating back to the 2002, 2003 and 2004 events. Furthermore, after earning the No. 2 seed in 2021 and No. 6 seed in 2022, the Tide has garnered a No. 6 seed or better in back-to-back NCAA Tournaments for the first time in 30 years. The last time it occurred came in 1991 (No. 4) and 1992 (No. 5). The 2022-23 version of the Crimson Tide earned the No. 1 overall seed in the NCAA Tournament for the first time in program history.

After agreeing to a contract extension during the 2020-21 season, Oats received a contract extension midway through the 2022-23 season that is set to keep him in charge of the Crimson Tide basketball program through the 2029 season.

"I am honored and humbled to receive a contract extension from The University of Alabama," Oats said. "As I have said many times, my family and I love this community, the city of Tuscaloosa and the University. I am incredibly proud of what we have been able to build during our time at UA which is a direct reflection of the student-athletes, coaches and staff who have all played a big part in our success. I am excited for what's happening in the future of our program and the direction we are heading. I cannot thank President Stuart Bell, Chancellor St. John, The Board of Trustees and Greg Byrne enough for trusting me to lead this program for the long term."

An indicator of Alabama's resurgence can be seen by looking at the last four NBA Drafts. In the 11 NBA Drafts prior to his arrival (2009-19), the Tide had just one men's basketball player selected. Since then (2020-23), a total six UA players have been drafted including having an Alabama player selected in the NBA Draft and lottery selections (top-14 pick) in consecutive years – a first in program history. In 2023, Brandon Miller was selected No. 2 in the NBA Drafted, matching the program record for highest draft pick in program history (Antonio McDyess, 1995) and Noah Clowney was selected by the Brooklyn Nets with the 21st pick. The Miller-Clowney duo became the first Crimson Tide teammates in 28 years to be selected in the first round of the same NBA Draft, dating back to 1995 when McDyess (No. 2 overall to the LA Clippers) and Jason Caffey (No. 20 overall to Chicago Bulls) achieved the feat. The New Orleans Pelicans selected Kira Lewis Jr. No. 13 overall in the 2020 NBA Draft Lottery while Joshua Primo was taken by the San Antonio Spurs at No. 12, making UA one of three schools across the nation to have an NBA Lottery pick during that span.

CAREER HISTORY AND RESULTS

UNIVERSITY OF BUFFALO, HEAD COACH, 2015-19

| Year | Record | Pct. | MAC Record | Pct. | Postseason |
|------------------|--------------|-------------|--------------|-------------|-------------------|
| 2015-16 | 20-15 | .571 | 10-8 | .556 | NCAA First Round |
| 2016-17 | 17-15 | .531 | 11-7 | .611 | |
| 2017-18 | 27-9 | .750 | 15-3 | .833 | NCAA Second Round |
| 2018-19 | 32-4 | .889 | 16-2 | .889 | NCAA Second Round |
| Total (4) | 96-43 | .696 | 60-30 | .667 | |

UNIVERSITY OF ALABAMA, HEAD COACH, 2019-PRESENT

| Year | Record | Pct. | SEC Record | Pct. | Postseason |
|------------------|---------------|-------------|---------------|-------------|-----------------------------|
| 2019-20 | 16-15 | .516 | 8-10 | .444 | NA |
| 2020-21 | 26-7 | .788 | 16-2 | .889 | NCAA Tournament Sweet 16 |
| 2021-22 | 19-14 | .575 | 9-9 | .500 | NCAA Tournament First Round |
| 2022-23 | 31-6 | .838 | 16-2 | .889 | NCAA Tournament Sweet 16 |
| 2023-24 | 5-1 | .833 | 0-0 | .000 | |
| Total (5) | 97-43 | .693 | 49-23 | .681 | |
| Total (9) | 193-86 | .692 | 109-53 | .673 | |

HONORS

SEC Coach of the Year (2021)
MAC Coach of the Year (2018, 2019)
NABC District Coach of the Year (2018, 2019)
4x Regular Season Champions (2x MAC, 2x SEC)

POSTSEASON

6x Conference Tournament Champions (MAC 3x, SEC 3x)
5 NCAA Tournaments
2 Sweet 16 Appearances

ON THE BENCH



AUSTIN CLAUNCH
Assistant Coach

- In his first year with the Alabama men's basketball coaching staff after leading Nicholls State as head coach from 2018-2023.
- Named to ESPN 40 Under 40 in 2020 and Southland Conference Coach of the Year for the 2020-21 season
- Served as the youngest head coach in Division I Men's basketball for three seasons (2018-21) and the second youngest head coach during the 2022-23 season.




RYAN PANNONE
Assistant Coach

- Has a combined 17 years of coaching experience at various levels, as both an assistant and a head coach.
- Served as an assistant coach with the New Orleans Pelicans during the 2022-23 season
- Has worked with Herbert Jones, Trey Murphy, John Petty Jr. and Kira Lewis Jr. during his time in the NBA and NBA G League.



PRESTON MURPHY
Assistant Coach

- Spent four years as an assistant coach with the Creighton Bluejays, where he helped the Bluejays win 86 games, including two NCAA tournament berths.
- Players under his watch have been repeatedly named First Team All-BIG East and BIG EAST Defensive Player of the Year, and been selected in the NBA Draft.




ADAM BAUMAN
Director of Scouting and Analytics

- In his fifth season at Alabama and in his second year serving as the program's director of scouting and analytics
- Responsible for overseeing the budget, scheduling, all analytics, recruiting coordinator, advance scouting and camps, among other duties



BEN POTTS
Director of Video Services

- In his first season at Alabama after serving as a video intern with the Detroit Pistons
- Worked with Alec Burks, Jalen Duren, George King, Jabari Walker, Derrick White and McKinley Wright IV during his time in the NBA and at the University of Colorado



CHRISTIAN PINO
Director of Player Development

- In his fourth season at Alabama and in his second year serving as the program's director of player development
- Responsible for skill development, as well as assisting with practice plans and game charts.



MARK SEARS

Muscle Shoals, Ala.
Ohio
Hargrave Military Academy

Guard / Senior / 6-1 / 185

CAREER HIGHS

| | | |
|--------------|-------|--|
| Points | 37 | vs. Abilene Christian (3/21/22) |
| Rebounds | 13 | vs. Bowling Green (3/1/22) |
| Assists | 9 | vs. Miami (1/18/22) |
| Steals | 6 | vs. Kentucky (1/7/23) |
| Blocks | 1 | 6x, last at LSU (2/4/23) |
| Minutes | 55:03 | vs. North Carolina (11/27/22) |
| Field Goals | 11 | vs. USC Upstate (12/21/22) |
| FG Att. | 20 | 2x, last vs. Abilene Christian (3/11/22) |
| 3-Point FG | 7 | vs. North Carolina (11/27/22) |
| 3-Point Att. | 11 | vs. North Carolina (11/27/22) |
| Free Throws | 16 | last vs. Abilene Christian (3/11/22) |
| FT Att. | 21 | last vs. Abilene Christian (3/11/22) |

2023-24 SEASON HIGHS

| | | |
|--------------|-----|---------------------------------------|
| Points | 27 | vs. Oregon (11/25/23) |
| Rebounds | 7 | vs. Oregon (11/25/23) |
| Assists | 6 | vs. Mercer (11/17/23) |
| Steals | 3 | 2x, last vs. Oregon (11/25/23) |
| Blocks | N/A | |
| Minutes | 35 | vs. Ohio State (11/24/23) |
| Field Goals | 8 | 2x, last vs. Oregon (11/25/23) |
| FG Att. | 13 | vs. Oregon (11/25/23) |
| 3-Point FG | 3 | 2x, last vs. South Alabama (11/14/23) |
| 3-Point Att. | 6 | vs. Ohio State (11/24/23) |
| Free Throws | 9 | 2x, last vs. Oregon (11/25/23) |
| FT Att. | 10 | vs. Indiana State (11/10/23) |

MISCELLANEOUS STATS

| CATEGORY | 2023-24 | CAREER |
|--------------------------|---------|--------|
| Double-digit scoring | 6 | 67 |
| 20+ point games | 3 | 27 |
| Double-digit rebounding | 0 | 5 |
| Double-doubles | 0 | 5 |
| Led UA in scoring | 3 | 9 |
| Led UA in rebounding | 0 | 1 |
| Led UA in three-pointers | 2 | 10 |
| Led UA in assists | 4 | 13 |
| Led UA in steals | 2 | 15 |
| Led UA in blocks | 0 | 1 |
| 5+ assist games | 3 | 29 |
| 3+ three-pointers | 2 | 26 |
| 3+ steal games | 2 | 17 |
| 3+ block games | 0 | 0 |

SEARS' CAREER STATS

| Year | GP | GS | Min | Avg | FG | FGA | Pct | 3FG | 3FGA | Pct | FT | FTA | Pct | Off | Def | Tot | Avg | PF | FO | Ast | TO | Blk | Stl | Pts | Avg |
|--------------|------------|-----------|-------------|-------------|------------|-------------|-------------|------------|------------|-------------|------------|------------|-------------|------------|------------|------------|------------|------------|----------|------------|------------|----------|------------|-------------|-------------|
| 2020-21* | 24 | 5 | 470 | 19.6 | 64 | 137 | .467 | 12 | 43 | .279 | 63 | 74 | .851 | 19 | 47 | 66 | 2.8 | 35 | 1 | 81 | 29 | 1 | 24 | 203 | 8.5 |
| 2021-22* | 35 | 35 | 1251 | 35.7 | 218 | 492 | .443 | 60 | 147 | .408 | 192 | 217 | .885 | 69 | 141 | 210 | 6.0 | 66 | 0 | 145 | 112 | 4 | 59 | 688 | 19.7 |
| 2022-23 | 37 | 37 | 1103 | 29.8 | 136 | 335 | .406 | 69 | 200 | .345 | 122 | 144 | .847 | 26 | 105 | 131 | 3.5 | 58 | 1 | 96 | 70 | 3 | 43 | 463 | 12.5 |
| 2023-24 | 6 | 6 | 170 | 28.3 | 36 | 59 | .610 | 12 | 22 | .545 | 38 | 44 | .864 | 9 | 21 | 30 | 5.0 | 14 | 0 | 25 | 11 | 0 | 8 | 122 | 20.3 |
| TOTAL | 102 | 83 | 2994 | 29.4 | 454 | 1023 | .444 | 153 | 412 | .371 | 415 | 479 | .866 | 123 | 314 | 437 | 4.3 | 173 | 2 | 347 | 222 | 8 | 134 | 1476 | 14.5 |

* First two seasons at Ohio

SEARS' NOTES



2023-24 Alabama Men's Basketball
Individual Game-by-Game
All games

Page 1/13
as of Nov 26, 2023

#1 SEARS, Mark

| Opponent | | Date | GS | MIN | Total FG-FGA | | PCT | 3-Pointers 3FG-3FGA | | PCT | Free throws FT-FTA | | PCT | Rebounds OFF DEF TOT AVG | | | PF | A | TO | BLK | STL | PTS | AVG |
|---------------|--|------------|----|-------|--------------|-------|------|---------------------|------|-------|--------------------|---|-----|--------------------------|-----|----|----|----|----|-----|------|------|-----|
| Morehead St. | | 11/06/2023 | * | 23:49 | 3-5 | .600 | 1-2 | .500 | 6-7 | .857 | 3 | 2 | 5 | 5.0 | 3 | 5 | 2 | 0 | 2 | 13 | 13.0 | | |
| Indiana St. | | 11/10/2023 | * | 31:59 | 6-10 | .600 | 3-4 | .750 | 9-10 | .900 | 1 | 3 | 4 | 4.5 | 3 | 2 | 3 | 0 | 0 | 24 | 18.5 | | |
| South Alabama | | 11/14/2023 | * | 23:21 | 5-7 | .714 | 3-4 | .750 | 4-4 | 1.000 | 0 | 5 | 5 | 4.7 | 0 | 5 | 0 | 0 | 0 | 17 | 18.0 | | |
| Mercer | | 11/17/2023 | * | 24:11 | 8-12 | .667 | 1-2 | .500 | 7-8 | .875 | 1 | 4 | 5 | 4.8 | 2 | 6 | 1 | 0 | 0 | 24 | 19.5 | | |
| vs Ohio St. | | 11/24/2023 | * | 35:40 | 6-12 | .500 | 2-6 | .333 | 3-6 | .500 | 2 | 2 | 4 | 4.6 | 3 | 4 | 3 | 0 | 3 | 17 | 19.0 | | |
| vs Oregon | | 11/25/2023 | * | 30:57 | 8-13 | .615 | 2-4 | .500 | 9-9 | 1.000 | 2 | 5 | 7 | 5.0 | 3 | 3 | 2 | 0 | 3 | 27 | 20.3 | | |
| Totals | | | | 6 | 169:57 | 36-59 | .610 | 12-22 | .545 | 38-44 | .864 | 9 | 21 | 30 | 5.0 | 14 | 25 | 11 | 0 | 8 | 122 | 20.3 | |

Player Averages

| Games Played | Minutes/ game | Points/ game | FG Pct | 3FG Pct | FT Pct | Rebounds/ game | Assists/ game | Turnovers/ game | Assist/Turnover ratio | Steals/ game | Blocks/ game |
|--------------|---------------|--------------|--------|---------|--------|----------------|---------------|-----------------|-----------------------|--------------|--------------|
| 6 | 28.3 | 20.3 | 61.0 | 54.5 | 86.4 | 5.0 | 4.2 | 1.8 | 2.3 | 1.3 | 0.0 |

Career Accolades

- Second Team All-SEC (2023)
- Lou Henson Award Finalist (2022)
- First Team All-MAC (2021-22)
- NABC All-District 15 First Team (2022)

2022-23 (Alabama)

- Averaged 12.5 points, 3.5 rebounds and 2.6 assists per game
- Ranked second on the team in scoring (12.5 ppg)
- Ranked No. 3 in the SEC in free throw percentage (84.4)
- Scored double figures in 22 games and four games of scoring 20 points or more

2020-22 (Ohio)

- Scored 884 career points, including 688 last season alone, and 225 assists shooting 44.8 percent from the field and 38.0 percent from beyond the arc across his two-year career
- As a sophomore in 2021-22, he was a Lou Henson Award finalist, which is given annually to the nation's top mid-major player



2

GRANT NELSON

Devils Lake, N.D.
North Dakota State
Devils Lake HS

Forward / Senior / 6-11 / 230

CAREER HIGHS

| | | |
|--------------|----|---------------------------------|
| Points | 36 | vs. North Dakota (1/27/23) |
| Rebounds | 22 | vs. South Dakota State (3/6/23) |
| Assists | 8 | vs. Denver (2/11/23) |
| Steals | 3 | at Oral Roberts (2/18/23) |
| Blocks | 5 | at Kansas City (2/16/23) |
| Minutes | 39 | vs. South Dakota State (3/6/23) |
| Field Goals | 14 | at Western Illinois (12/19/22) |
| FG Att. | 23 | at Western Illinois (12/19/22) |
| 3-Point FG | 4 | Western Illinois (2/25/23) |
| 3-Point Att. | 6 | Western Illinois (2/25/23) |
| Free Throws | 11 | vs. South Dakota (3/5/23) |
| FT Att. | 13 | vs. South Dakota (3/5/23) |

2023-24 SEASON HIGHS

| | | |
|--------------|----|---------------------------------------|
| Points | 24 | vs. Morehead State (11/6/23) |
| Rebounds | 8 | 2x, last vs. Oregon (11/25/23) |
| Assists | 6 | vs. South Alabama (11/14/23) |
| Steals | 1 | 3x, last vs. Mercer (11/17/23) |
| Blocks | 3 | 2x, last vs. Oregon (11/25/23) |
| Minutes | 32 | vs. Ohio State (11/24/23) |
| Field Goals | 7 | 2x, last vs. Indiana State (11/10/23) |
| FG Att. | 13 | vs. Oregon (11/25/23) |
| 3-Point FG | 2 | vs. Morehead State (11/6/23) |
| 3-Point Att. | 5 | vs. Ohio State (11/24/23) |
| Free Throws | 9 | vs. Morehead State (11/6/23) |
| FT Att. | 9 | vs. Ohio State (11/24/23) |

MISCELLANEOUS STATS

| CATEGORY | 2023-24 | CAREER |
|--------------------------|---------|--------|
| Double-digit scoring | 4 | 30 |
| 20+ point games | 3 | 14 |
| Double-digit rebounding | 0 | 12 |
| Double-doubles | 0 | 12 |
| Led UA in scoring | 2 | 2 |
| Led UA in rebounding | 5 | 5 |
| Led UA in three-pointers | 1 | 1 |
| Led UA in assists | 1 | 1 |
| Led UA in steals | 0 | 0 |
| Led UA in blocks | 5 | 5 |
| 5+ assist games | 1 | 4 |
| 3+ three-pointers | 0 | 2 |
| 3+ steal games | 0 | 1 |
| 3+ block games | 2 | 8 |

NELSON'S CAREER STATS

| Year | GP | GS | Min | Avg | FG | FGA | Pct | 3FG | 3FGA | Pct | FT | FTA | Pct | Off | Def | Tot | Avg | PF | FO | Ast | TO | Blk | Stl | Pts | Avg |
|--------------|-----------|-----------|-------------|-------------|------------|------------|-------------|-----------|------------|-------------|------------|------------|-------------|------------|------------|------------|------------|------------|----------|------------|------------|------------|-----------|-------------|-------------|
| 2020-21* | 27 | 5 | 562 | 20.8 | 64 | 136 | .471 | 16 | 45 | .356 | 27 | 38 | .711 | 33 | 67 | 100 | 3.7 | 51 | 1 | 17 | 41 | 25 | 6 | 171 | 6.3 |
| 2021-22* | 29 | 21 | 749 | 25.8 | 132 | 260 | .508 | 28 | 87 | .322 | 44 | 60 | .733 | 47 | 95 | 142 | 4.9 | 76 | 3 | 32 | 46 | 38 | 6 | 336 | 11.6 |
| 2022-23* | 30 | 30 | 920 | 30.7 | 199 | 382 | .521 | 25 | 93 | .269 | 113 | 157 | .720 | 65 | 213 | 278 | 9.3 | 81 | 1 | 63 | 78 | 50 | 23 | 536 | 17.9 |
| 2023-24 | 6 | 6 | 155 | 23.8 | 27 | 56 | .482 | 4 | 17 | .235 | 28 | 30 | .933 | 8 | 33 | 41 | 6.8 | 18 | 0 | 13 | 8 | 12 | 3 | 86 | 14.3 |
| TOTAL | 92 | 62 | 2386 | 25.9 | 422 | 834 | .506 | 73 | 242 | .302 | 212 | 285 | .744 | 153 | 408 | 561 | 6.1 | 226 | 5 | 125 | 173 | 125 | 38 | 1129 | 12.3 |

* First three seasons at North Dakota State

NELSON'S NOTES



2023-24 Alabama Men's Basketball
Individual Game-by-Game
All games

Page 2/13
as of Nov 26, 2023

#2 NELSON, Grant

| Opponent | Date | GS | MIN | Total | | 3-Pointers | | Free throws | | Rebounds | | PF | A | TO | BLK | STL | PTS | AVG | | |
|---------------|------------|----|--------|--------|------|------------|------|-------------|-------|----------|-----|----|-----|----|-----|-----|-----|-----|-----|------|
| | | | | FG-FGA | PCT | 3FG-3FGA | PCT | FT-FTA | PCT | OFF | DEF | | | | | | | | TOT | AVG |
| Morehead St. | 11/06/2023 | * | 24:47 | 7-12 | .583 | 2-4 | .500 | 8-8 | 1.000 | 0 | 7 | 7 | 7.0 | 3 | 1 | 0 | 2 | 1 | 24 | 24.0 |
| Indiana St. | 11/10/2023 | * | 29:10 | 7-10 | .700 | 0-2 | .000 | 6-6 | 1.000 | 2 | 6 | 8 | 7.5 | 2 | 2 | 1 | 2 | 1 | 20 | 22.0 |
| South Alabama | 11/14/2023 | * | 17:39 | 1-5 | .200 | 0-1 | .000 | 4-6 | .667 | 0 | 5 | 5 | 6.7 | 3 | 6 | 2 | 3 | 0 | 6 | 16.7 |
| Mercer | 11/17/2023 | * | 22:25 | 2-5 | .400 | 1-2 | .500 | 0-0 | .000 | 2 | 5 | 7 | 6.8 | 3 | 1 | 3 | 0 | 1 | 5 | 13.8 |
| vs Ohio St. | 11/24/2023 | * | 31:58 | 5-11 | .455 | 1-5 | .200 | 9-9 | 1.000 | 1 | 5 | 6 | 6.6 | 3 | 2 | 1 | 3 | 0 | 20 | 15.0 |
| vs Oregon | 11/25/2023 | * | 28:47 | 5-13 | .385 | 0-3 | .000 | 1-1 | 1.000 | 3 | 5 | 8 | 6.8 | 4 | 1 | 1 | 2 | 0 | 11 | 14.3 |
| Totals | | 6 | 154:46 | 27-56 | .482 | 4-17 | .235 | 28-30 | .933 | 8 | 33 | 41 | 6.8 | 18 | 13 | 8 | 12 | 3 | 86 | 14.3 |

Player Averages

| Games Played | Minutes/ game | Points/ game | FG Pct | 3FG Pct | FT Pct | Rebounds/ game | Assists/ game | Turnovers/ game | Assist/Turnover ratio | Steals/ game | Blocks/ game |
|--------------|---------------|--------------|--------|---------|--------|----------------|---------------|-----------------|-----------------------|--------------|--------------|
| 6 | 25.8 | 14.3 | 48.2 | 23.5 | 93.3 | 6.8 | 2.2 | 1.3 | 1.6 | 0.5 | 2.0 |

2020-23 (North Dakota State)

- Ranked as the No. 17 transfer according to ESPN.com
- Enters the 2023-24 season as the No. 41 returning scorer in Division I
- Earned First Team All-Summit honors in 2023
- Became the second NDSU player to ever be a USBWA All-District honoree in 2023
- Averaged 19.9 points, 9.8 rebounds, 2.4 assists, 1.7 blocks and 1.1 steals per game in 2023, leading NDSU in every category
- Scored 1,043 career points and grabbed 520 rebounds for the Bison
- Scored a career-high 36 points last season against North Dakota
- Named Summit League Sixth Man of the Year in 2021 while earning a spot on the Summit League All-Newcomer Team during his freshman season

Prep

- Attended Devils Lake High School where he was named North Dakota's Mr. Basketball in 2020
- A unanimous First Team All-State selection during his senior season after averaging 25 points, 18 rebounds and 5.7 blocks per game



**RYLAN
GRIFFEN**

Dallas, Texas
Richardson HS

Guard / Sophomore / 6-6 / 190

CAREER HIGHS

| | | |
|--------------|----|--|
| Points | 17 | vs. Oregon (11/25/23) |
| Rebounds | 7 | 2x, last vs. Vanderbilt (1/31/23) |
| Assists | 4 | vs. Georgia (2/18/23) |
| Steals | 2 | 4x, last vs. Vanderbilt (1/31/23) |
| Blocks | 2 | 2x, last vs. Texas A&M CC (3/16/23) |
| Minutes | 31 | vs. Oregon (11/25/23) |
| Field Goals | 5 | 5x, last at Auburn (2/11/23) |
| FG Att. | 13 | vs. Longwood (11/7/22) |
| 3-Point FG | 4 | at LSU (2/4/23) |
| 3-Point Att. | 7 | 2x, last vs. Jacksonville State (11/18/22) |
| Free Throws | 7 | vs. Oregon (11/25/23) |
| FT Att. | 8 | vs. Oregon (11/25/23) |

2023-24 SEASON HIGHS

| | | |
|--------------|----|--------------------------------|
| Points | 17 | vs. Oregon (11/25/23) |
| Rebounds | 4 | vs. Morehead State (11/6/23) |
| Assists | 3 | 2x, last vs. Oregon (11/25/23) |
| Steals | 1 | 2x, last vs. Oregon (11/25/23) |
| Blocks | 1 | 2x, last vs. Oregon (11/25/23) |
| Minutes | 31 | vs. Oregon (11/25/23) |
| Field Goals | 4 | vs. Oregon (11/25/23) |
| FG Att. | 9 | vs. Oregon (11/25/23) |
| 3-Point FG | 2 | vs. Oregon (11/25/23) |
| 3-Point Att. | 5 | vs. Oregon (11/25/23) |
| Free Throws | 7 | vs. Oregon (11/25/23) |
| FT Att. | 8 | vs. Oregon (11/25/23) |

MISCELLANEOUS STATS

| CATEGORY | 2023-24 | CAREER |
|--------------------------|---------|--------|
| Double-digit scoring | 1 | 9 |
| 20+ point games | 0 | 0 |
| Double-digit rebounding | 0 | 0 |
| Double-doubles | 0 | 0 |
| Led UA in scoring | 0 | 4 |
| Led UA in rebounding | 0 | 0 |
| Led UA in three-pointers | 0 | 7 |
| Led UA in assists | 0 | 0 |
| Led UA in steals | 0 | 5 |
| Led UA in blocks | 0 | 1 |
| 5+ assist games | 0 | 0 |
| 3+ three-pointers | 0 | 6 |
| 3+ steal games | 0 | 0 |
| 3+ block games | 0 | 0 |

GRIFFEN'S CAREER STATS

| Year | GP | GS | Min | Avg | FG | FGA | Pct | 3FG | 3FGA | Pct | FT | FTA | Pct | Off | Def | Tot | Avg | PF | FO | Ast | TO | Blk | Stl | Pts | Avg |
|--------------|-----------|----------|------------|-------------|-----------|------------|-------------|-----------|------------|-------------|-----------|-----------|-------------|-----------|-----------|------------|------------|-----------|----------|-----------|-----------|----------|-----------|------------|------------|
| 2022-23* | 37 | 0 | 582 | 15.7 | 72 | 197 | .365 | 41 | 136 | .301 | 33 | 45 | .733 | 28 | 67 | 95 | 2.6 | 35 | 0 | 27 | 28 | 7 | 22 | 218 | 5.9 |
| 2023-24 | 6 | 6 | 137 | 22.8 | 13 | 28 | .464 | 7 | 17 | .412 | 17 | 21 | .810 | 3 | 9 | 12 | 2.0 | 4 | 0 | 6 | 7 | 2 | 2 | 50 | 8.3 |
| TOTAL | 43 | 6 | 719 | 16.7 | 85 | 225 | .378 | 48 | 153 | .314 | 50 | 66 | .758 | 31 | 76 | 107 | 2.5 | 39 | 0 | 33 | 35 | 9 | 24 | 268 | 6.2 |

GRIFFEN'S SEASON STATS



2023-24 Alabama Men's Basketball
Individual Game-by-Game
All games

Page 3/13
as of Nov 26, 2023

#3 GRIFFEN, Rylan

| Opponent | Date | GS | MIN | Total | | 3-Pointers | | Free throws | | Rebounds | | | | PF | A | TO | BLK | STL | PTS | AVG | |
|---------------|------------|----|-------|--------|-------|------------|-------|-------------|-------|----------|-----|-----|-----|-----|---|----|-----|-----|-----|-----|-----|
| | | | | FG-FA | PCT | 3FG-3FGA | PCT | FT-FTA | PCT | OFF | DEF | TOT | AVG | | | | | | | | |
| Morehead St. | 11/06/2023 | * | 20:35 | 2-5 | .400 | 1-3 | .333 | 4-4 | 1.000 | 0 | 4 | 4 | 4.0 | 0 | 3 | 0 | 0 | 1 | 9 | 9.0 | |
| Indiana St. | 11/10/2023 | * | 25:26 | 1-2 | .500 | 1-2 | .500 | 0-1 | .000 | 1 | 0 | 1 | 2.5 | 0 | 0 | 1 | 1 | 0 | 3 | 6.0 | |
| South Alabama | 11/14/2023 | * | 16:58 | 2-4 | .500 | 1-2 | .500 | 2-4 | .500 | 0 | 2 | 2 | 2.3 | 0 | 0 | 1 | 0 | 0 | 7 | 6.3 | |
| Mercer | 11/17/2023 | * | 20:44 | 3-4 | .750 | 1-1 | 1.000 | 2-2 | 1.000 | 0 | 2 | 2 | 2.0 | 0 | 0 | 0 | 0 | 0 | 9 | 7.0 | |
| vs Ohio St. | 11/24/2023 | * | 21:50 | 1-4 | .250 | 1-4 | .250 | 2-2 | 1.000 | 0 | 1 | 1 | 2.0 | 3 | 0 | 0 | 0 | 0 | 5 | 6.6 | |
| vs Oregon | 11/25/2023 | * | 31:04 | 4-9 | .444 | 2-5 | .400 | 7-8 | .875 | 2 | 0 | 2 | 2.0 | 1 | 3 | 5 | 1 | 1 | 17 | 8.3 | |
| Totals | | | 6 | 136:38 | 13-28 | .464 | 7-17 | .412 | 17-21 | .810 | 3 | 9 | 12 | 2.0 | 4 | 6 | 7 | 2 | 2 | 50 | 8.3 |

Player Averages

| Games Played | Minutes/game | Points/game | FG Pct | 3FG Pct | FT Pct | Rebounds/game | Assists/game | Turnovers/game | Assist/Turnover ratio | Steals/game | Blocks/game |
|--------------|--------------|-------------|--------|---------|--------|---------------|--------------|----------------|-----------------------|-------------|-------------|
| 6 | 22.8 | 8.3 | 46.4 | 41.2 | 81.0 | 2.0 | 1.0 | 1.2 | 0.9 | 0.3 | 0.3 |

2022-23 (Alabama)

- Played in all 37 games this season
- Averaged 5.9 points, 2.6 rebounds and 0.7 assists per game
- Posted a season-best 16 points against Liberty on Nov. 11 and on the road against Auburn
- Scored double-figures in eight games, including five during SEC play
- Made 3+ three-pointers in five games this season

Prep

- One of the top shooting guards in the nation and 4-star prospect
- Ranked by 247Sports as the No. 3 shooting guard and No. 49 overall player in the 2022 class
- Rated the No. 61 player in the nation in the ESPN100
- Helped lead Richardson HS to the nation's top-ranking among public school teams and No. 2 overall among ESPN's national high school basketball rankings in 2022
- Finished his high school career with over 2,000 points



4

DAVIN COSBY JR.

Richmond, Va.
Word of God Christian Academy

Guard / Freshman / 6-5 / 205

CAREER HIGHS

| | | |
|--------------|-----|---------------------------------------|
| Points | 8 | 2x, last vs. Mercer (11/17/23) |
| Rebounds | 4 | vs. Mercer (11/17/23) |
| Assists | 2 | 2x, last vs. South Alabama (11/14/23) |
| Steals | 3 | vs. Morehead State (11/6/23) |
| Blocks | N/A | |
| Minutes | 18 | vs. Mercer (11/17/23) |
| Field Goals | 2 | 2x, last vs. Mercer (11/17/23) |
| FG Att. | 6 | vs. Mercer (11/17/23) |
| 3-Point FG | 2 | vs. South Alabama (11/14/23) |
| 3-Point Att. | 5 | vs. South Alabama (11/14/23) |
| Free Throws | 3 | vs. Mercer (11/17/23) |
| FT Att. | 4 | vs. Mercer (11/17/23) |

2023-24 SEASON HIGHS

| | | |
|--------------|-----|---------------------------------------|
| Points | 8 | 2x, last vs. Mercer (11/17/23) |
| Rebounds | 4 | vs. Mercer (11/17/23) |
| Assists | 2 | 2x, last vs. South Alabama (11/14/23) |
| Steals | 3 | vs. Morehead State (11/6/23) |
| Blocks | N/A | |
| Minutes | 18 | vs. Mercer (11/17/23) |
| Field Goals | 2 | 2x, last vs. Mercer (11/17/23) |
| FG Att. | 6 | vs. Mercer (11/17/23) |
| 3-Point FG | 2 | vs. South Alabama (11/14/23) |
| 3-Point Att. | 5 | vs. South Alabama (11/14/23) |
| Free Throws | 3 | vs. Mercer (11/17/23) |
| FT Att. | 4 | vs. Mercer (11/17/23) |

MISCELLANEOUS STATS

| CATEGORY | 2023-24 | CAREER |
|--------------------------|---------|--------|
| Double-digit scoring | 0 | 0 |
| 20+ point games | 0 | 0 |
| Double-digit rebounding | 0 | 0 |
| Double-doubles | 0 | 0 |
| Led UA in scoring | 0 | 0 |
| Led UA in rebounding | 0 | 0 |
| Led UA in three-pointers | 0 | 0 |
| Led UA in assists | 0 | 0 |
| Led UA in steals | 1 | 1 |
| Led UA in blocks | 0 | 0 |
| 5+ assist games | 0 | 0 |
| 3+ three-pointers | 0 | 0 |
| 3+ steal games | 0 | 0 |
| 3+ block games | 0 | 0 |

COSBY JR.'S CAREER STATS

| Year | GP | GS | Min | Avg | FG | FGA | Pct | 3FG | 3FGA | Pct | FT | FTA | Pct | Off | Def | Tot | Avg | PF | FO | Ast | TO | Blk | Stl | Pts | Avg |
|---------|----|----|-----|------|----|-----|------|-----|------|------|----|-----|------|-----|-----|-----|-----|----|----|-----|----|-----|-----|-----|-----|
| 2023-24 | 5 | 0 | 58 | 11.6 | 5 | 14 | .357 | 4 | 13 | .308 | 5 | 6 | .833 | 0 | 5 | 5 | 1.0 | 5 | 0 | 5 | 3 | 0 | 4 | 19 | 3.8 |
| TOTAL | 5 | 0 | 58 | 11.6 | 5 | 14 | .357 | 4 | 13 | .308 | 5 | 6 | .833 | 0 | 5 | 5 | 1.0 | 5 | 0 | 5 | 3 | 0 | 4 | 19 | 3.8 |

COSBY JR.'S NOTES



2023-24 Alabama Men's Basketball
Individual Game-by-Game
All games

Page 4/13
as of Nov 26, 2023

#4 COSBY JR., Davin

| Opponent | Date | GS | MIN | Total | | 3-Pointers | | Free throws | | Rebounds | | | | PF | A | TO | BLK | STL | PTS | AVG |
|---------------|------------|----|-------|--------|------|------------|------|-------------|-------|----------|-----|-----|-----|----|---|----|-----|-----|-----|-----|
| | | | | FG-FGA | PCT | 3FG-3FGA | PCT | FT-FTA | PCT | OFF | DEF | TOT | AVG | | | | | | | |
| Morehead St. | 11/06/2023 | | 14:38 | 1-2 | .500 | 1-2 | .500 | 0-0 | .000 | 0 | 0 | 0 | 0.0 | 0 | 2 | 1 | 0 | 3 | 3 | 3.0 |
| Indiana St. | 11/10/2023 | | 05:13 | 0-1 | .000 | 0-1 | .000 | 0-0 | .000 | 0 | 0 | 0 | 0.0 | 1 | 0 | 1 | 0 | 0 | 0 | 1.5 |
| South Alabama | 11/14/2023 | | 16:04 | 2-5 | .400 | 2-5 | .400 | 2-2 | 1.000 | 0 | 1 | 1 | 0.3 | 3 | 2 | 0 | 0 | 1 | 8 | 3.7 |
| Mercer | 11/17/2023 | | 17:46 | 2-6 | .333 | 1-5 | .200 | 3-4 | .750 | 0 | 4 | 4 | 1.3 | 1 | 1 | 1 | 0 | 0 | 8 | 4.8 |
| vs Oregon | 11/25/2023 | | 04:05 | 0-0 | .000 | 0-0 | .000 | 0-0 | .000 | 0 | 0 | 0 | 1.0 | 0 | 0 | 0 | 0 | 0 | 0 | 3.8 |
| Totals | | 0 | 57:46 | 5-14 | .357 | 4-13 | .308 | 5-6 | .833 | 0 | 5 | 5 | 1.0 | 5 | 5 | 3 | 0 | 4 | 19 | 3.8 |

Player Averages

| Games Played | Minutes/ game | Points/ game | FG Pct | 3FG Pct | FT Pct | Rebounds/ game | Assists/ game | Turnovers/ game | Assist/Turnover ratio | Steals/ game | Blocks/ game |
|--------------|---------------|--------------|--------|---------|--------|----------------|---------------|-----------------|-----------------------|--------------|--------------|
| 5 | 11.6 | 3.8 | 35.7 | 30.8 | 83.3 | 1.0 | 1.0 | 0.6 | 1.7 | 0.8 | 0.0 |

Prep

- A four-star prospect, rated as the No. 16 shooting guard in the country by 247Sports and the No. 84 player in the country by Rivals
- Averaged 23.6 points last season at Word of God Christian Academy, scoring 613 points
- Led his division in scoring last season
- Has scored over 1,000 points throughout his high school career
- Named the MVP of the BCCC Christmas Tournament
- Chose Alabama over LSU, North Carolina State, Tennessee and Virginia, among many others



10
MOUHAMED
DIOUBATE

Queens, N.Y.
Putnam Science Academy

Forward / Freshman / 6-7 / 215

CAREER HIGHS

| | | |
|--------------|-----|---------------------------------------|
| Points | 5 | vs. Morehead State (11/6/23) |
| Rebounds | 2 | 3x, last vs. Mercer (11/17/23) |
| Assists | 1 | vs. South Alabama (11/14/23) |
| Steals | 1 | vs. Indiana State (11/10/23) |
| Blocks | N/A | |
| Minutes | 10 | 2x, last vs. South Alabama (11/14/23) |
| Field Goals | 1 | vs. Indiana State (11/10/23) |
| FG Att. | 3 | vs. Indiana State (11/10/23) |
| 3-Point FG | N/A | |
| 3-Point Att. | N/A | |
| Free Throws | 5 | vs. Morehead State (11/6/23) |
| FT Att. | 8 | vs. Morehead State (11/6/23) |

2023-24 SEASON HIGHS

| | | |
|--------------|-----|---------------------------------------|
| Points | 5 | vs. Morehead State (11/6/23) |
| Rebounds | 2 | 3x, last vs. Mercer (11/17/23) |
| Assists | 1 | vs. South Alabama (11/14/23) |
| Steals | 1 | vs. Indiana State (11/10/23) |
| Blocks | N/A | |
| Minutes | 10 | 2x, last vs. South Alabama (11/14/23) |
| Field Goals | 1 | vs. Indiana State (11/10/23) |
| FG Att. | 3 | vs. Indiana State (11/10/23) |
| 3-Point FG | N/A | |
| 3-Point Att. | N/A | |
| Free Throws | 5 | vs. Morehead State (11/6/23) |
| FT Att. | 8 | vs. Morehead State (11/6/23) |

MISCELLANEOUS STATS

| CATEGORY | 2023-24 | CAREER |
|--------------------------|---------|--------|
| Double-digit scoring | 0 | 0 |
| 20+ point games | 0 | 0 |
| Double-digit rebounding | 0 | 0 |
| Double-doubles | 0 | 0 |
| Led UA in scoring | 0 | 0 |
| Led UA in rebounding | 0 | 0 |
| Led UA in three-pointers | 0 | 0 |
| Led UA in assists | 0 | 0 |
| Led UA in steals | 0 | 0 |
| Led UA in blocks | 0 | 0 |
| 5+ assist games | 0 | 0 |
| 3+ three-pointers | 0 | 0 |
| 3+ steal games | 0 | 0 |
| 3+ block games | 0 | 0 |

DIOUBATE'S CAREER STATS

| Year | GP | GS | Min | Avg | FG | FGA | Pct | 3FG | 3FGA | Pct | FT | FTA | Pct | Off | Def | Tot | Avg | PF | FO | Ast | TO | Blk | Stl | Pts | Avg |
|--------------|----------|----------|-----------|------------|----------|----------|-------------|----------|----------|-------------|----------|-----------|-------------|----------|----------|----------|------------|----------|----------|----------|----------|----------|----------|-----------|------------|
| 2023-24 | 4 | 0 | 35 | 8.9 | 2 | 8 | .250 | 0 | 0 | .000 | 6 | 13 | .462 | 3 | 4 | 7 | 1.8 | 1 | 0 | 1 | 1 | 0 | 1 | 10 | 2.5 |
| TOTAL | 4 | 0 | 35 | 8.9 | 2 | 8 | .250 | 0 | 0 | .000 | 6 | 13 | .462 | 3 | 4 | 7 | 1.8 | 1 | 0 | 1 | 1 | 0 | 1 | 10 | 2.5 |

DIOUBATE'S NOTES



2023-24 Alabama Men's Basketball
Individual Game-by-Game
All games

Page 5/13
as of Nov 26, 2023

#10 DIOUBATE, Mouhamed

| Opponent | Date | GS | MIN | FG-FGA | PCT | 3FG-3FGA | PCT | FT-FTA | PCT | OFF | DEF | TOT | AVG | PF | A | TO | BLK | STL | PTS | AVG |
|---------------|------------|----------|--------------|------------|-------------|------------|-------------|-------------|-------------|----------|----------|----------|------------|----------|----------|----------|----------|----------|-----------|------------|
| Morehead St. | 11/06/2023 | | 09:53 | 0-2 | .000 | 0-0 | .000 | 5-8 | .625 | 1 | 1 | 2 | 2.0 | 1 | 0 | 0 | 0 | 0 | 5 | 5.0 |
| Indiana St. | 11/10/2023 | | 05:14 | 0-3 | .000 | 0-0 | .000 | 0-0 | .000 | 2 | 0 | 2 | 2.0 | 0 | 0 | 1 | 0 | 1 | 0 | 2.5 |
| South Alabama | 11/14/2023 | | 10:10 | 1-2 | .500 | 0-0 | .000 | 0-1 | .000 | 0 | 1 | 1 | 1.7 | 0 | 1 | 0 | 0 | 0 | 2 | 2.3 |
| Mercer | 11/17/2023 | | 10:09 | 1-1 | 1.000 | 0-0 | .000 | 1-4 | .250 | 0 | 2 | 2 | 1.8 | 0 | 0 | 0 | 0 | 0 | 3 | 2.5 |
| Totals | | 0 | 35:26 | 2-8 | .250 | 0-0 | .000 | 6-13 | .462 | 3 | 4 | 7 | 1.8 | 1 | 1 | 1 | 0 | 1 | 10 | 2.5 |

Player Averages

| Games Played | Minutes/game | Points/game | FG Pct | 3FG Pct | FT Pct | Rebounds/game | Assists/game | Turnovers/game | Assist/Turnover ratio | Steals/game | Blocks/game |
|--------------|--------------|-------------|--------|---------|--------|---------------|--------------|----------------|-----------------------|-------------|-------------|
| 4 | 8.9 | 2.5 | 25.0 | 0.0 | 46.2 | 1.8 | 0.3 | 0.3 | 1.0 | 0.3 | 0.0 |

Prep

- A four-star prospect, rated as the No. 18 power forward in the country by 247 Sports and the No. 74 player in the country by Rivals
- Won the National Prep Championship at Putnam Science Academy
- Averaged 13.6 points, 7.7 rebounds and 1.1 assists this past summer for the PSA Cardinals on the EYBL circuit
- Named to the 2022 EYBL First Team
- Most points scored around the rim (309) according to Synergy Sports on the EYBL circuit
- Chose Alabama over Maryland, Ohio State, Virginia Tech and Wake Forest, among others



**MOHAMED
WAGUE**

Bronx, N.Y.
West Virginia/Harcum
Scotland Campus

Forward / Junior / 6-10 / 225

CAREER HIGHS

| | | |
|--------------|----|--------------------------------------|
| Points | 11 | at Pittsburgh (11/11/22) |
| Rebounds | 10 | at Kansas St. (12/31/22) |
| Assists | 2 | 2x, last vs. Oregon (11/25/23) |
| Steals | 2 | 5x, last vs. Mercer (11/17/23) |
| Blocks | 3 | 2x, last vs. Oklahoma (02/04/23) |
| Minutes | 27 | at Kansas (01/07/23) |
| Field Goals | 5 | 2x, last vs. Morehead St. (11/15/22) |
| FG Att. | 6 | vs. Morehead St. (11/15/22) |
| 3-Point FG | 4 | vs. Kent State (3/11/22) |
| 3-Point Att. | 9 | vs. Kent State (3/11/22) |
| Free Throws | 4 | 2x, last at Kansas St. (12/31/22) |
| FT Att. | 10 | at Kansas St. (12/31/22) |

2023-24 SEASON HIGHS

| | | |
|--------------|-----|--------------------------------|
| Points | 6 | vs. Indiana State (11/10/23) |
| Rebounds | 7 | vs. South Alabama (11/14/23) |
| Assists | 2 | 2x, last vs. Oregon (11/25/23) |
| Steals | 2 | vs. Mercer (11/17/23) |
| Blocks | 2 | 2x, last vs. Oregon (11/25/23) |
| Minutes | 15 | vs. South Alabama (11/14/23) |
| Field Goals | 5 | vs. South Alabama (11/14/23) |
| FG Att. | 5 | vs. South Alabama (11/14/23) |
| 3-Point FG | N/A | |
| 3-Point Att. | N/A | |
| Free Throws | 2 | vs. Morehead State (11/6/23) |
| FT Att. | 2 | 2x, last vs. Mercer (11/17/23) |

MISCELLANEOUS STATS

| CATEGORY | 2023-24 | CAREER |
|--------------------------|---------|--------|
| Double-digit scoring | 1 | 4 |
| 20+ point games | 0 | 0 |
| Double-digit rebounding | 0 | 1 |
| Double-doubles | 0 | 1 |
| Led UA in scoring | 0 | 0 |
| Led UA in rebounding | 1 | 1 |
| Led UA in three-pointers | 0 | 0 |
| Led UA in assists | 0 | 0 |
| Led UA in steals | 1 | 1 |
| Led UA in blocks | 2 | 2 |
| 5+ assist games | 0 | 0 |
| 3+ three-pointers | 0 | 0 |
| 3+ steal games | 0 | 0 |
| 3+ block games | 0 | 1 |

WAGUE'S CAREER STATS

| Year | GP | GS | Min | Avg | FG | FGA | Pct | 3FG | 3FGA | Pct | FT | FTA | Pct | Off | Def | Tot | Avg | PF | FO | Ast | TO | Blk | Stl | Pts | Avg |
|--------------|-----------|----------|------------|-------------|-----------|-----------|-------------|----------|----------|-------------|-----------|-----------|-------------|-----------|-----------|------------|------------|-----------|----------|-----------|-----------|-----------|-----------|------------|------------|
| 2022-23* | 28 | 0 | 297 | 10.6 | 46 | 62 | .742 | 0 | 0 | .000 | 24 | 45 | .533 | 48 | 38 | 86 | 3.1 | 67 | 2 | 7 | 20 | 15 | 12 | 116 | 4.1 |
| 2023-24 | 6 | 0 | 61 | 10.1 | 11 | 14 | .786 | 0 | 0 | .000 | 3 | 4 | .750 | 10 | 10 | 20 | 3.3 | 14 | 0 | 7 | 7 | 5 | 4 | 25 | 4.2 |
| TOTAL | 34 | 0 | 358 | 10.5 | 57 | 76 | .750 | 0 | 0 | .000 | 27 | 49 | .551 | 58 | 48 | 106 | 3.1 | 81 | 2 | 14 | 27 | 20 | 16 | 141 | 4.1 |

* First season at West Virginia

WAGUE'S NOTES



2023-24 Alabama Men's Basketball
Individual Game-by-Game
All games

Page 6/13
as of Nov 26, 2023

#11 WAGUE, Mohamed

| Opponent | Date | GS | MIN | FG-FGA | PCT | 3FG-3FGA | PCT | FT-FTA | PCT | OFF | DEF | TOT | AVG | PF | A | TO | BLK | STL | PTS | AVG |
|---------------|------------|----------|--------------|--------------|-------------|------------|-------------|------------|-------------|-----------|-----------|-----------|------------|-----------|----------|----------|----------|----------|-----------|------------|
| Morehead St. | 11/06/2023 | | 09:52 | 1-2 | .500 | 0-0 | .000 | 2-2 | 1.000 | 1 | 1 | 2 | 2.0 | 2 | 1 | 3 | 1 | 0 | 4 | 4.0 |
| Indiana St. | 11/10/2023 | | 09:55 | 3-3 | 1.000 | 0-0 | .000 | 0-0 | .000 | 3 | 2 | 5 | 3.5 | 2 | 0 | 2 | 2 | 0 | 6 | 5.0 |
| South Alabama | 11/14/2023 | | 15:34 | 5-5 | 1.000 | 0-0 | .000 | 0-0 | .000 | 3 | 4 | 7 | 4.7 | 3 | 2 | 1 | 0 | 1 | 10 | 6.7 |
| Mercer | 11/17/2023 | | 12:52 | 0-2 | .000 | 0-0 | .000 | 1-2 | .500 | 1 | 2 | 3 | 4.3 | 2 | 2 | 0 | 0 | 2 | 1 | 5.3 |
| vs Ohio St. | 11/24/2023 | | 03:45 | 1-1 | 1.000 | 0-0 | .000 | 0-0 | .000 | 1 | 0 | 1 | 3.6 | 2 | 0 | 1 | 0 | 1 | 2 | 4.6 |
| vs Oregon | 11/25/2023 | | 08:52 | 1-1 | 1.000 | 0-0 | .000 | 0-0 | .000 | 1 | 1 | 2 | 3.3 | 3 | 2 | 0 | 2 | 0 | 2 | 4.2 |
| Totals | | 0 | 60:50 | 11-14 | .786 | 0-0 | .000 | 3-4 | .750 | 10 | 10 | 20 | 3.3 | 14 | 7 | 7 | 5 | 4 | 25 | 4.2 |

Player Averages

| Games Played | Minutes/game | Points/game | FG Pct | 3FG Pct | FT Pct | Rebounds/game | Assists/game | Turnovers/game | Assist/Turnover ratio | Steals/game | Blocks/game |
|--------------|--------------|-------------|--------|---------|--------|---------------|--------------|----------------|-----------------------|-------------|-------------|
| 6 | 10.1 | 4.2 | 78.6 | 0.0 | 75.0 | 3.3 | 1.2 | 1.2 | 1.0 | 0.7 | 0.8 |

2022-23 (West Virginia)

- Played in 28 games before being sidelined with a foot injury on Feb. 25
- Averaged 4.1 points and 3.1 rebounds per game
- Averaged 74.2 percent from the field
- Scored a season-high 11 points in 14 minutes against Pitt
- Recorded a double-double against Kansas State, scoring 10 points and grabbing 10 rebounds

2021-22 (Harcum College)

- Averaged 14.8 points and 11.9 rebounds per game
- Named a NJCAA Division I First Team All-American
- Led the NCJAA in offensive rebounds (170) and total rebounds (417)
- Ranked third in the country in blocked shots (102)

Prep

- Finished prep career at Scotland Campus in Scotland, Penn. Before previously attending Frederick Douglass Academy
- Led Frederick Douglass Academy to the 2019 New York City Public School Championship in 2019



12

LATRELL WRIGHTSELL JR.

Omaha, Neb.
Cal State Fullerton
Omaha Central HS

Guard / Senior / 6-3 / 190

CAREER HIGHS

| | | |
|--------------|----|-------------------------------------|
| Points | 29 | UC Riverside (01/05/23) |
| Rebounds | 10 | vs. Hawaii (03/09/23) |
| Assists | 9 | vs Vermont (11/13/22) |
| Steals | 7 | vs. CSU Bakersfield (01/16/23) |
| Blocks | 1 | 5x, last vs SD Christian (12/19/22) |
| Minutes | 43 | ETSU (11/18/22) |
| Field Goals | 11 | at Pacific (11/18/22) |
| FG Att. | 21 | at Pacific (11/18/22) |
| 3-Point FG | 6 | vs San Diego Christian (12/19/22) |
| 3-Point Att. | 11 | 2x, last vs. Long Beach (02/02/23) |
| Free Throws | 8 | 2x, last vs. Vermont (11/13/22) |
| FT Att. | 9 | vs Vermont (11/13/22) |

2023-24 SEASON HIGHS

| | | |
|--------------|----|----------------------------------|
| Points | 9 | 2x, last vs. Oregon (11/25/23) |
| Rebounds | 7 | vs. Oregon (11/25/23) |
| Assists | 2 | 3x, last vs. Oregon (11/25/23) |
| Steals | 3 | vs. South Alabama (11/14/23) |
| Blocks | | |
| Minutes | 24 | vs. Oregon (11/25/23) |
| Field Goals | 3 | vs. Indiana State (11/10/23) |
| FG Att. | 8 | vs. Indiana State (11/10/23) |
| 3-Point FG | 2 | 2x, vs. South Alabama (11/14/23) |
| 3-Point Att. | 4 | 2x, vs. South Alabama (11/14/23) |
| Free Throws | 4 | vs. Oregon (11/25/23) |
| FT Att. | 4 | vs. Oregon (11/25/23) |

MISCELLANEOUS STATS

| CATEGORY | 2023-24 | CAREER |
|--------------------------|---------|--------|
| Double-digit scoring | 0 | 17 |
| 20+ point games | 0 | 9 |
| Double-digit rebounding | 0 | 2 |
| Double-doubles | 0 | 2 |
| Led UA in scoring | 0 | 0 |
| Led UA in rebounding | 0 | 0 |
| Led UA in three-pointers | 0 | 0 |
| Led UA in assists | 0 | 0 |
| Led UA in steals | 0 | 0 |
| Led UA in blocks | 0 | 0 |
| 5+ assist games | 0 | 4 |
| 3+ three-pointers | 0 | 12 |
| 3+ steal games | 1 | 5 |
| 3+ block games | 0 | 0 |

WRIGHTSELL JR.'S CAREER STATS

| Year | GP | GS | Min | Avg | FG | FGA | Pct | 3FG | 3FGA | Pct | FT | FTA | Pct | Off | Def | Tot | Avg | PF | FO | Ast | TO | Blk | Stl | Pts | Avg |
|--------------|-----------|-----------|-------------|-------------|------------|------------|-------------|------------|------------|-------------|------------|------------|-------------|-----------|------------|------------|------------|------------|----------|------------|------------|----------|-----------|------------|-------------|
| 2020-21* | 11 | 9 | 270 | 24.6 | 27 | 72 | .375 | 10 | 28 | .357 | 35 | 37 | .946 | 2 | 18 | 20 | 1.8 | 20 | 0 | 22 | 22 | 0 | 15 | 99 | 9.0 |
| 2021-22* | 31 | 20 | 833 | 26.9 | 70 | 197 | .355 | 21 | 79 | .266 | 47 | 54 | .870 | 8 | 78 | 86 | 2.8 | 40 | 0 | 53 | 42 | 2 | 25 | 208 | 6.7 |
| 2022-23* | 30 | 29 | 997 | 33.2 | 172 | 406 | .424 | 72 | 188 | .383 | 74 | 91 | .813 | 10 | 125 | 135 | 4.5 | 65 | 1 | 71 | 61 | 3 | 45 | 490 | 16.3 |
| 2023-24 | 6 | 0 | 131 | 21.8 | 12 | 29 | .414 | 8 | 16 | .500 | 8 | 8 | 1.000 | 2 | 14 | 16 | 2.7 | 13 | 1 | 7 | 0 | 0 | 8 | 40 | 6.7 |
| TOTAL | 78 | 58 | 2232 | 28.6 | 281 | 704 | .399 | 111 | 311 | .357 | 164 | 190 | .863 | 22 | 235 | 257 | 3.3 | 138 | 2 | 153 | 125 | 5 | 93 | 837 | 10.7 |

* First three seasons at Cal State Fullerton

WRIGHTSELL JR.'S NOTES



2023-24 Alabama Men's Basketball
Individual Game-by-Game
All games

Page 7/13
as of Nov 26, 2023

#12 WRIGHTSELL JR., Latrell

| Opponent | Date | GS | MIN | Total FG-FGA | PCT | 3FG-3FGA | PCT | Free throws FT-FTA | PCT | Rebounds OFF DEF TOT AVG | PF | A | TO | BLK | STL | PTS | AVG |
|---------------|------------|----|-------|-----------------|--------------|-------------|-------------|--------------------|------------|--------------------------|--------------------|-------------|----------|----------|----------|-----------|------------|
| Morehead St. | 11/06/2023 | | 19:40 | 2-5 | .400 | 1-2 | .500 | 0-0 | .000 | 1 0 1 1.0 | 2 | 0 | 0 | 0 | 1 | 5 | 5.0 |
| Indiana St. | 11/10/2023 | | 21:25 | 3-8 | .375 | 2-4 | .500 | 0-0 | .000 | 0 3 3 2.0 | 2 | 1 | 0 | 0 | 1 | 8 | 6.5 |
| South Alabama | 11/14/2023 | | 22:52 | 2-5 | .400 | 2-4 | .500 | 0-0 | .000 | 0 1 1 1.7 | 3 | 2 | 0 | 0 | 3 | 6 | 6.3 |
| Mercer | 11/17/2023 | | 18:50 | 1-2 | .500 | 1-1 | 1.000 | 0-0 | .000 | 0 3 3 2.0 | 0 | 2 | 0 | 0 | 1 | 3 | 5.5 |
| vs Ohio St. | 11/24/2023 | | 23:51 | 2-4 | .500 | 1-3 | .333 | 4-4 | 1.000 | 0 1 1 1.8 | 5 | 0 | 0 | 0 | 0 | 9 | 6.2 |
| vs Oregon | 11/25/2023 | | 23:59 | 2-5 | .400 | 1-2 | .500 | 4-4 | 1.000 | 1 6 7 2.7 | 1 | 2 | 0 | 0 | 2 | 9 | 6.7 |
| Totals | | | | 0 130:37 | 12-29 | .414 | 8-16 | .500 | 8-8 | 1.000 | 2 14 16 2.7 | 13 7 | 0 | 0 | 8 | 40 | 6.7 |

Player Averages

| Games Played | Minutes/game | Points/game | FG Pct | 3FG Pct | FT Pct | Rebounds/game | Assists/game | Turnovers/game | Assist/Turnover ratio | Steals/game | Blocks/game |
|--------------|--------------|-------------|--------|---------|--------|---------------|--------------|----------------|-----------------------|-------------|-------------|
| 6 | 21.8 | 6.7 | 41.4 | 50.0 | 100.0 | 2.7 | 1.2 | 0.0 | 7.0 | 1.3 | 0.0 |

2020-23 (Cal State Fullerton)

- Earned First Team All-Big West honors in 2023
- Named to the 2023 Big West All-Tournament Team
- Averaged a team-high 16.3 points per game along with 4.5 rebounds and 2.4 assists per game
- Ranked No. 3 in the Big West Conference in three-pointers per game (2.4)
- Shot 42.4 percent from the field, 38.3 percent from three-point range and 81.3 percent from the free throw line in 2023
- Helped lead Cal State Fullerton to a Big West Tournament championship and an appearance in the NCAA Tournament in 2022

Prep

- Attended Omaha Central high school where he was named a First Team All-Nebraska honoree in 2020
- Ranked as the No. 3 player in the state of Nebraska
- Averaged 24 points, 5 rebounds, 3 assists and 3 steals while leading Omaha Central to a 21-4 record during his senior season
- Set the Omaha Central scoring record with 43 points in a single game



15

JARIN STEVENSON

Chapel Hill, N.C.
Seaforth HS

Forward / Freshman / 6-11 / 210

CAREER HIGHS

| | | |
|--------------|----|--------------------------------|
| Points | 14 | vs. Mercer (11/17/23) |
| Rebounds | 5 | 2x, last vs. Oregon (11/25/23) |
| Assists | 2 | vs. South Alabama (11/14/23) |
| Steals | 1 | 2x, last vs. Oregon (11/25/23) |
| Blocks | 2 | vs. South Alabama (11/14/23) |
| Minutes | 22 | vs. Morehead State (11/6/23) |
| Field Goals | 5 | vs. Mercer (11/17/23) |
| FG Att. | 7 | 2x, last vs. Mercer (11/17/23) |
| 3-Point FG | 2 | 2x, last vs. Mercer (11/17/23) |
| 3-Point Att. | 6 | vs. Ohio State (11/24/23) |
| Free Throws | 3 | vs. Indiana State (11/10/23) |
| FT Att. | 3 | 2x, last vs. Mercer (11/17/23) |

2023-24 SEASON HIGHS

| | | |
|--------------|----|--------------------------------|
| Points | 14 | vs. Mercer (11/17/23) |
| Rebounds | 5 | 2x, last vs. Oregon (11/25/23) |
| Assists | 2 | vs. South Alabama (11/14/23) |
| Steals | 1 | 2x, last vs. Oregon (11/25/23) |
| Blocks | 2 | vs. South Alabama (11/14/23) |
| Minutes | 22 | vs. Morehead State (11/6/23) |
| Field Goals | 5 | vs. Mercer (11/17/23) |
| FG Att. | 7 | 2x, last vs. Mercer (11/17/23) |
| 3-Point FG | 2 | 2x, last vs. Mercer (11/17/23) |
| 3-Point Att. | 6 | vs. Ohio State (11/24/23) |
| Free Throws | 3 | vs. Indiana State (11/10/23) |
| FT Att. | 3 | 2x, last vs. Mercer (11/17/23) |

MISCELLANEOUS STATS

| CATEGORY | 2023-24 | CAREER |
|--------------------------|---------|--------|
| Double-digit scoring | 3 | 3 |
| 20+ point games | 0 | 0 |
| Double-digit rebounding | 0 | 0 |
| Double-doubles | 0 | 0 |
| Led UA in scoring | 0 | 0 |
| Led UA in rebounding | 0 | 0 |
| Led UA in three-pointers | 2 | 2 |
| Led UA in assists | 0 | 0 |
| Led UA in steals | 0 | 0 |
| Led UA in blocks | 0 | 0 |
| 5+ assist games | 0 | 0 |
| 3+ three-pointers | 0 | 0 |
| 3+ steal games | 0 | 0 |
| 3+ block games | 0 | 0 |

STEVENSON'S NOTES



2023-24 Alabama Men's Basketball
Individual Game-by-Game
All games

Page 8/13
as of Nov 26, 2023

#15 STEVENSON, Jarin

| Opponent | Date | GS | MIN | Total | | 3-Pointers | | Free throws | | Rebounds | | | | PF | A | TO | BLK | STL | PTS | AVG |
|---------------|------------|----|--------|--------|------|------------|------|-------------|-------|----------|-----|-----|-----|----|---|----|-----|-----|-----|------|
| | | | | FG-FGA | PCT | 3FG-3FGA | PCT | FT-FTA | PCT | OFF | DEF | TOT | AVG | | | | | | | |
| Morehead St. | 11/06/2023 | | 21:21 | 4-7 | .571 | 2-5 | .400 | 2-2 | 1.000 | 0 | 5 | 5 | 5.0 | 1 | 0 | 2 | 0 | 1 | 12 | 12.0 |
| Indiana St. | 11/10/2023 | | 17:57 | 3-5 | .600 | 1-2 | .500 | 3-3 | 1.000 | 1 | 2 | 3 | 4.0 | 0 | 0 | 0 | 1 | 0 | 10 | 11.0 |
| South Alabama | 11/14/2023 | | 17:10 | 2-3 | .667 | 1-2 | .500 | 0-0 | .000 | 1 | 3 | 4 | 4.0 | 4 | 2 | 3 | 2 | 0 | 5 | 9.0 |
| Mercer | 11/17/2023 | | 18:36 | 5-7 | .714 | 2-3 | .667 | 2-3 | .667 | 1 | 2 | 3 | 3.8 | 0 | 0 | 3 | 0 | 0 | 14 | 10.3 |
| vs Ohio St. | 11/24/2023 | | 24:27 | 2-7 | .286 | 1-6 | .167 | 0-0 | .000 | 1 | 2 | 3 | 3.6 | 4 | 0 | 2 | 0 | 0 | 5 | 9.2 |
| vs Oregon | 11/25/2023 | | 17:58 | 2-4 | .500 | 0-1 | .000 | 0-0 | .000 | 2 | 3 | 5 | 3.8 | 0 | 0 | 4 | 1 | 1 | 4 | 8.3 |
| Totals | | 0 | 117:29 | 18-33 | .545 | 7-19 | .368 | 7-8 | .875 | 6 | 17 | 23 | 3.8 | 9 | 2 | 14 | 4 | 2 | 50 | 8.3 |

Player Averages

| Games Played | Minutes/game | Points/game | FG Pct | 3FG Pct | FT Pct | Rebounds/game | Assists/game | Turnovers/game | Assist/Turnover ratio | Steals/game | Blocks/game |
|--------------|--------------|-------------|--------|---------|--------|---------------|--------------|----------------|-----------------------|-------------|-------------|
| 6 | 19.6 | 8.3 | 54.5 | 36.8 | 87.5 | 3.8 | 0.3 | 2.3 | 0.1 | 0.3 | 0.7 |

Prep

- Attended Seaforth high school
- Named the 2023 North Carolina Gatorade Player of the Year
- Ranked as a five-star and the No. 1 power forward in the 2024 class according to ESPN before deciding to reclassify
- Ranked No. 41 in the ESPN Top 100 in the 2023 class after reclassifying
- Averaged 21.8 points, 11.7 rebounds and 3.7 blocks per game in his final season at Seaforth
- Averaged 12.8 points and 5.3 rebounds in 16 games playing for Team United on the Nike EYBL Circuit
- His mother, Nicole (Walker) Stevenson played basketball at North Carolina where she won three ACC Championships from 1995-98 and his father, Jarod Stevenson, played at Richmond where he scored over 4,000 career points and played professionally for over a decade
- Chose Alabama over North Carolina, Missouri and Virginia

STEVENSON'S CAREER STATS

| Year | GP | GS | Min | Avg | FG | FGA | Pct | 3FG | 3FGA | Pct | FT | FTA | Pct | Off | Def | Tot | Avg | PF | FO | Ast | TO | Blk | Stl | Pts | Avg |
|--------------|----------|----------|------------|-------------|-----------|-----------|-------------|----------|-----------|-------------|----------|----------|-------------|----------|-----------|-----------|------------|----------|----------|----------|-----------|----------|----------|-----------|------------|
| 2023-24 | 6 | 0 | 117 | 19.6 | 18 | 33 | .545 | 7 | 19 | .368 | 7 | 8 | .875 | 6 | 17 | 23 | 3.8 | 9 | 0 | 2 | 14 | 4 | 2 | 50 | 8.3 |
| TOTAL | 6 | 0 | 117 | 19.6 | 18 | 33 | .545 | 7 | 19 | .368 | 7 | 8 | .875 | 6 | 17 | 23 | 3.8 | 9 | 0 | 2 | 14 | 4 | 2 | 50 | 8.3 |



23

NICK
PRINGLE

Seabrook, S.C.
Dodge City CC
Wofford
Whale Branch HS

Forward / Senior / 6-10 / 230

CAREER HIGHS

| | | |
|--------------|----|---------------------------------------|
| Points | 19 | 2x, last vs. Texas A&M CC (3/16/23) |
| Rebounds | 15 | vs. Texas A&M CC (3/16/23) |
| Assists | 2 | 2x, last vs. Jackson State (12/20/22) |
| Steals | 3 | 2x, last vs. Florida (2/8/23) |
| Blocks | 3 | vs. Longwood (11/7/22) |
| Minutes | 24 | vs. Carver (11/28/20) |
| Field Goals | 9 | vs. Georgia (2/18/23) |
| FG Att. | 12 | vs. Georgia (2/18/23) |
| 3-Point FG | | |
| 3-Point Att. | 1 | at Richmond (12/7/20) |
| Free Throws | 4 | 2x, last vs. LSU (1/14/23) |
| FT Att. | 8 | vs. Jackson State (12/20/22) |

2023-24 SEASON HIGHS

| | | |
|--------------|----|--------------------------------|
| Points | 14 | vs. Mercer (11/17/23) |
| Rebounds | 7 | vs. South Alabama (11/14/23) |
| Assists | 1 | vs. Morehead State (11/6/23) |
| Steals | 1 | 2x, last vs. Mercer (11/17/23) |
| Blocks | 2 | vs. Mercer (11/17/23) |
| Minutes | 20 | vs. Mercer (11/17/23) |
| Field Goals | 7 | vs. Mercer (11/17/23) |
| FG Att. | 8 | vs. Mercer (11/17/23) |
| 3-Point FG | | |
| 3-Point Att. | | |
| Free Throws | 2 | 2x, last vs. Oregon (11/25/23) |
| FT Att. | 4 | vs. Indiana State (11/10/23) |

MISCELLANEOUS STATS

| CATEGORY | 2023-24 | CAREER |
|--------------------------|---------|--------|
| Double-digit scoring | 2 | 8 |
| 20+ point games | 0 | 0 |
| Double-digit rebounding | 0 | 3 |
| Double-doubles | 0 | 2 |
| Led UA in scoring | 0 | 1 |
| Led UA in rebounding | 1 | 3 |
| Led UA in three-pointers | 0 | 0 |
| Led UA in assists | 0 | 0 |
| Led UA in steals | 0 | 2 |
| Led UA in blocks | 1 | 5 |
| 5+ assist games | 0 | 0 |
| 3+ three-pointers | 0 | 0 |
| 3+ steal games | 0 | 1 |
| 3+ block games | 0 | 0 |

PRINGLE'S CAREER STATS

| Year | GP | GS | Min | Avg | FG | FGA | Pct | 3FG | 3FGA | Pct | FT | FTA | Pct | Off | Def | Tot | Avg | PF | FO | Ast | TO | Blk | Stl | Pts | Avg |
|--------------|-----------|----------|------------|------------|-----------|------------|-------------|----------|----------|-------------|-----------|-----------|-------------|-----------|------------|------------|------------|-----------|----------|-----------|-----------|-----------|-----------|------------|------------|
| 2020-21* | 15 | 0 | 92 | 6.2 | 13 | 22 | .591 | 0 | 2 | .000 | 4 | 11 | .364 | 13 | 19 | 32 | 2.1 | 13 | 0 | 2 | 9 | 1 | 8 | 30 | 2.0 |
| 2022-23 | 36 | 0 | 289 | 8.0 | 50 | 59 | .847 | 0 | 0 | .000 | 26 | 55 | .473 | 37 | 74 | 111 | 3.1 | 59 | 0 | 7 | 17 | 15 | 8 | 126 | 3.5 |
| 2023-24 | 6 | 6 | 89 | 14.8 | 16 | 20 | .800 | 0 | 0 | .000 | 6 | 15 | .400 | 13 | 13 | 26 | 4.3 | 8 | 0 | 1 | 4 | 3 | 2 | 38 | 6.3 |
| TOTAL | 56 | 5 | 470 | 8.2 | 79 | 101 | .782 | 0 | 2 | .000 | 36 | 81 | .444 | 63 | 106 | 169 | 3.0 | 80 | 0 | 10 | 30 | 19 | 18 | 194 | 3.4 |

* First season at Wofford

PRINGLE'S NOTES



2023-24 Alabama Men's Basketball
Individual Game-by-Game
All games

Page 9/13
as of Nov 26, 2023

#23 PRINGLE, Nick

| | | Total | | | 3-Pointers | | Free throws | | Rebounds | | | | | | | | | | | |
|---------------|------------|-------|---------|--------|------------|----------|-------------|--------|----------|-----|-----|-----|-----|----|---|----|-----|-----|-----|-----|
| Opponent | Date | GS | MIN | FG-FGA | PCT | 3FG-3FGA | PCT | FT-FTA | PCT | OFF | DEF | TOT | AVG | PF | A | TO | BLK | STL | PTS | AVG |
| Morehead St. | 11/06/2023 | * | 13:21 | 2-2 | 1.000 | 0-0 | .000 | 1-3 | .333 | 2 | 2 | 4 | 4.0 | 4 | 1 | 1 | 0 | 1 | 5 | 5.0 |
| Indiana St. | 11/10/2023 | * | 12:08 | 0-3 | .000 | 0-0 | .000 | 2-4 | .500 | 3 | 1 | 4 | 4.0 | 1 | 0 | 1 | 0 | 0 | 2 | 3.5 |
| South Alabama | 11/14/2023 | * | 18:11 | 6-6 | 1.000 | 0-0 | .000 | 0-2 | .000 | 3 | 4 | 7 | 5.0 | 0 | 0 | 1 | 1 | 0 | 12 | 6.3 |
| Mercer | 11/17/2023 | * | 19:18 | 7-8 | .875 | 0-0 | .000 | 0-1 | .000 | 3 | 3 | 6 | 5.3 | 1 | 0 | 0 | 2 | 1 | 14 | 8.3 |
| vs Ohio St. | 11/24/2023 | * | 16:34 | 0-0 | .000 | 0-0 | .000 | 1-3 | .333 | 1 | 3 | 4 | 5.0 | 1 | 0 | 1 | 0 | 0 | 1 | 6.8 |
| vs Oregon | 11/25/2023 | * | 09:31 | 1-1 | 1.000 | 0-0 | .000 | 2-2 | 1.000 | 1 | 0 | 1 | 4.3 | 1 | 0 | 0 | 0 | 0 | 4 | 6.3 |
| Totals | | | 6 89:03 | 16-20 | .800 | 0-0 | .000 | 6-15 | .400 | 13 | 13 | 26 | 4.3 | 8 | 1 | 4 | 3 | 2 | 38 | 6.3 |

Player Averages

| Games Played | Minutes/game | Points/game | FG Pct | 3FG Pct | FT Pct | Rebounds/game | Assists/game | Turnovers/game | Assist/Turnover ratio | Steals/game | Blocks/game |
|--------------|--------------|-------------|--------|---------|--------|---------------|--------------|----------------|-----------------------|-------------|-------------|
| 6 | 14.8 | 6.3 | 80.0 | 0.0 | 40.0 | 4.3 | 0.2 | 0.7 | 0.3 | 0.3 | 0.5 |

2022-23 (Alabama)

- Saw action in 36 games
- Averaged 3.5 points, 3.1 rebounds and 0.2 assists per game in 8.0 minutes per game
- Posted two double-doubles throughout the season, including a career-high 19 points and 15 rebounds in the NCAA Tournament against Texas A&M-Corpus Christi
- Pringle's 15 rebounds against Texas A&M CC ranks fourth most in program history in an NCAA Tournament game
- Shot 84.7 percent from the field throughout the season

2021-22 (Dodge City CC)

- Rated as the No. 1 JUCO power forward and No. 2 overall JUCO prospect by 247Sports Composite
- Recorded a season high 20 points against Cloud County on Feb. 12, 2022
- Recorded a season high 20 rebounds against Hutchinson on March 5, 2022



24

SAM
WALTERS

The Villages, Fla.
Villages Charter School

Forward / Freshman / 6-10 / 198

CAREER HIGHS

| | | |
|--------------|----|--------------------------------|
| Points | 16 | vs. South Alabama (11/14/23) |
| Rebounds | 4 | 2x, last vs. Mercer (11/17/23) |
| Assists | 1 | vs. South Alabama (11/14/23) |
| Steals | 1 | 2x, last vs. Oregon (11/25/23) |
| Blocks | | |
| Minutes | 16 | vs. South Alabama (11/14/23) |
| Field Goals | 4 | vs. South Alabama (11/14/23) |
| FG Att. | 4 | 3x, last vs. Mercer (11/17/23) |
| 3-Point FG | 3 | vs. South Alabama (11/14/23) |
| 3-Point Att. | 3 | vs. South Alabama (11/14/23) |
| Free Throws | 5 | vs. South Alabama (11/14/23) |
| FT Att. | 6 | vs. South Alabama (11/14/23) |

2023-24 SEASON HIGHS

| | | |
|--------------|----|--------------------------------|
| Points | 16 | vs. South Alabama (11/14/23) |
| Rebounds | 4 | 2x, last vs. Mercer (11/17/23) |
| Assists | 1 | vs. South Alabama (11/14/23) |
| Steals | 1 | 2x, last vs. Oregon (11/25/23) |
| Blocks | | |
| Minutes | 16 | vs. South Alabama (11/14/23) |
| Field Goals | 4 | vs. South Alabama (11/14/23) |
| FG Att. | 4 | 3x, last vs. Mercer (11/17/23) |
| 3-Point FG | 3 | vs. South Alabama (11/14/23) |
| 3-Point Att. | 3 | vs. South Alabama (11/14/23) |
| Free Throws | 5 | vs. South Alabama (11/14/23) |
| FT Att. | 6 | vs. South Alabama (11/14/23) |

MISCELLANEOUS STATS

| CATEGORY | 2023-24 | CAREER |
|--------------------------|---------|--------|
| Double-digit scoring | 1 | 1 |
| 20+ point games | 0 | 0 |
| Double-digit rebounding | 0 | 0 |
| Double-doubles | 0 | 0 |
| Led UA in scoring | 0 | 0 |
| Led UA in rebounding | 0 | 0 |
| Led UA in three-pointers | 1 | 1 |
| Led UA in assists | 0 | 0 |
| Led UA in steals | 0 | 0 |
| Led UA in blocks | 0 | 0 |
| 5+ assist games | 0 | 0 |
| 3+ three-pointers | 1 | 1 |
| 3+ steal games | 0 | 0 |
| 3+ block games | 0 | 0 |

WALTERS' CAREER STATS

| Year | GP | GS | Min | Avg | FG | FGA | Pct | 3FG | 3FGA | Pct | FT | FTA | Pct | Off | Def | Tot | Avg | PF | FO | Ast | TO | Blk | Stl | Pts | Avg |
|---------|----|----|-----|------|----|-----|------|-----|------|------|----|-----|------|-----|-----|-----|-----|----|----|-----|----|-----|-----|-----|-----|
| 2023-24 | 6 | 0 | 74 | 12.3 | 12 | 21 | .571 | 5 | 10 | .500 | 9 | 11 | .818 | 2 | 13 | 15 | 2.5 | 14 | 2 | 1 | 3 | 0 | 3 | 38 | 6.3 |
| TOTAL | 6 | 0 | 74 | 12.3 | 12 | 21 | .571 | 5 | 10 | .500 | 9 | 11 | .818 | 2 | 13 | 15 | 2.5 | 14 | 2 | 1 | 3 | 0 | 3 | 38 | 6.3 |

WALTERS' NOTES



2023-24 Alabama Men's Basketball
Individual Game-by-Game
All games

Page 10/13
as of Nov 26, 2023

#24 WALTERS, Sam

| Opponent | Date | GS | MIN | Total FG-FGA | PCT | 3-Pointers 3FG-3FGA | PCT | Free throws FT-FTA | PCT | Rebounds OFF DEF TOT AVG | PF | A | TO | BLK | STL | PTS | AVG |
|---------------|------------|----|-------|--------------|-------|---------------------|-------|--------------------|-------|--------------------------|----|---|----|-----|-----|-----|-----|
| Morehead St. | 11/06/2023 | | 14:57 | 3-4 | .750 | 0-1 | .000 | 1-2 | .500 | 1 1 2 2.0 | 1 | 0 | 0 | 0 | 1 | 7 | 7.0 |
| Indiana St. | 11/10/2023 | | 08:27 | 1-3 | .333 | 0-0 | .000 | 0-0 | .000 | 0 3 3 2.5 | 5 | 0 | 0 | 0 | 1 | 2 | 4.5 |
| South Alabama | 11/14/2023 | | 15:57 | 4-4 | 1.000 | 3-3 | 1.000 | 5-6 | .833 | 1 3 4 3.0 | 1 | 1 | 0 | 0 | 0 | 16 | 8.3 |
| Mercer | 11/17/2023 | | 13:07 | 2-4 | .500 | 0-2 | .000 | 3-3 | 1.000 | 0 4 4 3.3 | 5 | 0 | 1 | 0 | 0 | 7 | 8.0 |
| vs Ohio St. | 11/24/2023 | | 09:22 | 1-2 | .500 | 1-1 | 1.000 | 0-0 | .000 | 0 0 0 2.6 | 2 | 0 | 1 | 0 | 0 | 3 | 7.0 |
| vs Oregon | 11/25/2023 | | 11:58 | 1-4 | .250 | 1-3 | .333 | 0-0 | .000 | 0 2 2 2.5 | 0 | 0 | 1 | 0 | 1 | 3 | 6.3 |
| Totals | | 0 | 73:48 | 12-21 | .571 | 5-10 | .500 | 9-11 | .818 | 2 13 15 2.5 | 14 | 1 | 3 | 0 | 3 | 38 | 6.3 |

Player Averages

| Games Played | Minutes/ game | Points/ game | FG Pct | 3FG Pct | FT Pct | Rebounds/ game | Assists/ game | Turnovers/ game | Assist/Turnover ratio | Steals/ game | Blocks/ game |
|--------------|---------------|--------------|--------|---------|--------|----------------|---------------|-----------------|-----------------------|--------------|--------------|
| 6 | 12.3 | 6.3 | 57.1 | 50.0 | 81.8 | 2.5 | 0.2 | 0.5 | 0.3 | 0.5 | 0.0 |

Prep

- A four-star prospect, ranked as the No. 22 power forward in the country by Rivals
- Averaged 24.6 points and 9.9 rebounds per game under heads coach Colt McDowell
- Daily Commercial Player of the Year
- Tricounty Player of the Year
- All-Academic selection
- Chose Alabama over offers from Florida, Georgetown, LSU and Ole Miss, among others



55
AARON
ESTRADA

Woodbury, New Jersey
St. Benedict's Preparatory

Guard / Graduate / 6-3 / 190

CAREER HIGHS

| | | |
|--------------|----|--------------------------------------|
| Points | 40 | at Elon (01/26/23) |
| Rebounds | 10 | 4x, last vs. William & Mary (3/5/23) |
| Assists | 10 | vs John Jay (12/12/21) |
| Steals | 6 | at William & Mary (12/29/21) |
| Blocks | 3 | at Monmouth (02/11/23) |
| Minutes | 45 | vs. UNCW (01/19/23) |
| Field Goals | 16 | at Elon (01/26/23) |
| FG Att. | 25 | at Elon (01/26/23) |
| 3-Point FG | 8 | at Elon (01/26/23) |
| 3-Point Att. | 15 | at Elon (01/26/23) |
| Free Throws | 9 | vs Siena (02/02/20) |
| FT Att. | 10 | vs Siena (02/02/20) |

2023-24 SEASON HIGHS

| | | |
|--------------|----|--------------------------------|
| Points | 27 | vs. Indiana State (11/10/23) |
| Rebounds | 5 | vs. Indiana State (11/10/23) |
| Assists | 5 | vs. Indiana State (11/10/23) |
| Steals | 4 | vs. South Alabama (11/14/23) |
| Blocks | | |
| Minutes | 33 | 2x, last vs. Oregon (11/25/23) |
| Field Goals | 9 | vs. Indiana State (11/10/23) |
| FG Att. | 16 | vs. Indiana State (11/10/23) |
| 3-Point FG | 6 | vs. Indiana State (11/10/23) |
| 3-Point Att. | 8 | vs. Indiana State (11/10/23) |
| Free Throws | 3 | 2x, last vs. Oregon (11/25/23) |
| FT Att. | 4 | vs. Oregon (11/25/23) |

MISCELLANEOUS STATS

| CATEGORY | 2023-24 | CAREER |
|--------------------------|---------|--------|
| Double-digit scoring | 5 | 35 |
| 20+ point games | 2 | 18 |
| Double-digit rebounding | 0 | 2 |
| Double-doubles | 0 | 1 |
| Led UA in scoring | 1 | 1 |
| Led UA in rebounding | 1 | 1 |
| Led UA in three-pointers | 4 | 4 |
| Led UA in assists | 4 | 4 |
| Led UA in steals | 2 | 2 |
| Led UA in blocks | 0 | 0 |
| 5+ assist games | 1 | 15 |
| 3+ three-pointers | 2 | 14 |
| 3+ steal games | 1 | 7 |
| 3+ block games | 0 | 1 |

ESTRADA'S CAREER STATS

| Year | GP | GS | Min | Avg | FG | FGA | Pct | 3FG | 3FGA | Pct | FT | FTA | Pct | Off | Def | Tot | Avg | PF | FO | Ast | TO | Blk | Stl | Pts | Avg |
|--------------|------------|-----------|-------------|-------------|------------|-------------|-------------|------------|------------|-------------|------------|------------|-------------|-----------|------------|------------|------------|------------|----------|------------|------------|-----------|------------|-------------|-------------|
| 2019-20* | 28 | 14 | 538 | 19.2 | 79 | 195 | .405 | 18 | 53 | .340 | 51 | 58 | .879 | 16 | 53 | 69 | 2.5 | 29 | 0 | 53 | 57 | 0 | 20 | 227 | 8.1 |
| 2020-21* | 9 | 0 | 113 | 12.6 | 11 | 26 | .423 | 3 | 14 | .214 | 3 | 4 | .750 | 0 | 17 | 17 | 1.9 | 11 | 0 | 7 | 6 | 0 | 3 | 28 | 3.1 |
| 2021-22* | 32 | 32 | 1128 | 35.3 | 230 | 482 | .477 | 61 | 185 | .330 | 72 | 77 | .935 | 16 | 166 | 182 | 5.7 | 40 | 0 | 160 | 84 | 6 | 49 | 593 | 18.5 |
| 2022-23* | 31 | 31 | 1154 | 37.2 | 240 | 502 | .478 | 70 | 190 | .368 | 76 | 94 | .809 | 15 | 155 | 170 | 5.5 | 54 | 1 | 132 | 95 | 7 | 47 | 626 | 20.2 |
| 2023-24 | 6 | 6 | 160 | 26.6 | 39 | 71 | .549 | 14 | 27 | .519 | 10 | 13 | .769 | 7 | 16 | 23 | 3.8 | 12 | 0 | 20 | 14 | 0 | 10 | 102 | 17.0 |
| TOTAL | 106 | 83 | 3093 | 29.2 | 599 | 1276 | .469 | 166 | 469 | .354 | 212 | 246 | .862 | 54 | 407 | 461 | 4.3 | 146 | 1 | 372 | 256 | 13 | 129 | 1576 | 14.9 |

ESTRADA'S NOTES



2023-24 Alabama Men's Basketball
Individual Game-by-Game
All games

Page 13/13
as of Nov 26, 2023

#55 ESTRADA, Aaron

| Opponent | Date | GS | MIN | Total | | 3-Pointers | | Free throws | | Rebounds | | | PF | A | TO | BLK | STL | PTS | AVG | | |
|---------------|------------|----|-------|--------|-------|------------|-------|-------------|-------|----------|-----|-----|-----|-----|----|-----|-----|-----|-----|------|------|
| | | | | FG-FGA | PCT | 3FG-3FGA | PCT | FT-FTA | PCT | OFF | DEF | TOT | | | | | | | | AVG | |
| Morehead St. | 11/06/2023 | * | 22:51 | 7-10 | .700 | 2-3 | .667 | 0-0 | .000 | 2 | 1 | 3 | 3.0 | 0 | 3 | 4 | 0 | 2 | 16 | 16.0 | |
| Indiana St. | 11/10/2023 | * | 31:29 | 9-16 | .563 | 6-8 | .750 | 3-3 | 1.000 | 0 | 5 | 5 | 4.0 | 2 | 5 | 1 | 0 | 2 | 27 | 21.5 | |
| South Alabama | 11/14/2023 | * | 21:32 | 3-8 | .375 | 0-2 | .000 | 2-2 | 1.000 | 2 | 5 | 7 | 5.0 | 1 | 0 | 2 | 0 | 4 | 8 | 17.0 | |
| Mercer | 11/17/2023 | * | 18:24 | 4-8 | .500 | 1-3 | .333 | 1-2 | .500 | 0 | 1 | 1 | 4.0 | 3 | 4 | 1 | 0 | 1 | 10 | 15.3 | |
| vs Ohio St. | 11/24/2023 | * | 32:33 | 8-15 | .533 | 2-5 | .400 | 1-2 | .500 | 1 | 2 | 3 | 3.8 | 3 | 4 | 3 | 0 | 1 | 19 | 16.0 | |
| vs Oregon | 11/25/2023 | * | 32:49 | 8-14 | .571 | 3-6 | .500 | 3-4 | .750 | 2 | 2 | 4 | 3.8 | 3 | 4 | 3 | 0 | 0 | 22 | 17.0 | |
| Totals | | | 6 | 159:38 | 39-71 | .549 | 14-27 | .519 | 10-13 | .769 | 7 | 16 | 23 | 3.8 | 12 | 20 | 14 | 0 | 10 | 102 | 17.0 |

Player Averages

| Games Played | Minutes/game | Points/game | FG Pct | 3FG Pct | FT Pct | Rebounds/game | Assists/game | Turnovers/game | Assist/Turnover ratio | Steals/game | Blocks/game |
|--------------|--------------|-------------|--------|---------|--------|---------------|--------------|----------------|-----------------------|-------------|-------------|
| 6 | 26.6 | 17.0 | 54.9 | 51.9 | 76.9 | 3.8 | 3.3 | 2.3 | 1.4 | 1.7 | 0.0 |

2021-23 (Hofstra)

- Ranked as the No. 12 transfer according to ESPN.com
- Enters the 2023-24 season as the No. 10 returning scorer in Division I
- Averaged 20.2 points, 5.5 rebounds, 4.3 assists and 1.5 steals per game last season at Hofstra
- A 2023 Lou Henson All-American and National Player of the Year finalist
- Named back-to-back CAA Player of the Year in his two seasons with Hofstra
- A 2023 NABC District 10 First Team selection
- Named Associated Press Honorable Mention All-American in 2022

2020-21 (Oregon)

- Played in 28 games including 14 starts
- Posted 28 points, 17 rebounds and seven assists throughout the season

2019-20 (St. Peter's)

- Named MAAC Rookie of the Year
- Averaged 8.1 points, 2.5 rebounds and 1.9 assists per game

THE LAST TIME...

TEAM...

Scored 100 points or more:

Nov. 14, 2023 - UA 102, South Alabama 46

Scored 110 points or more:

Feb. 13, 2021 - UA 115, Georgia 82

Scored less than 50 points:

Jan. 6, 2018 - Georgia 65, UA 46

Allowed 100 points:

Dec. 17, 2022 - UA 90, No. 15 Gonzaga 100

Held opponent to 40 points or less:

Jan. 10, 2015 - UA 56, Tennessee 38

Held opponent to 15 pts or less in half:

Jan. 31, 2023 - 15 points allowed vs. Vanderbilt (1st half)

Scored 60 points in a half:

Nov. 28, 2021 - 63 points in second half vs. Miami

Won an overtime game:

March 1, 2023 - UA 90, Auburn 85 (ot)

Lost an overtime game:

March 5, 2022 - LSU 80, UA 77 (4ot)

Played a double-overtime game:

Nov. 27, 2022 - UA 103, No. 1 North Carolina 101 (4ot)

Played a triple-overtime game:

Nov. 27, 2022 - UA 103, No. 1 North Carolina 101 (4ot)

Played a quadruple-overtime game:

Nov. 27, 2022 - UA 103, No. 1 North Carolina 101 (4ot)

Shot 60% in a game:

Nov. 14, 2023 - 61.8% (34-of-55) vs. South Alabama

Shot 60% or better in a half:

Nov. 17, 2023 - 79% (23-of-29) in first half vs. Mercer

Shot 70% or better in a half:

Nov. 17, 2023 - 79% (23-of-29) in first half vs. Mercer

Failed to hit a three-pointer in a game:

Dec. 4, 2010 vs. Purdue (397 games)

Had at least 20 three-pointers in a game:

Nov. 18, 2022 vs. Jacksonville State (21)

Had at least 15 steals in a game:

Dec. 12, 2020 vs. Clemson (17)

Had at least 25 assists in a game:

Feb. 18, 2023 vs. Georgia (26)

Had at least 10 blocks in a game:

Nov. 19, 2021 vs. South Dakota State (10)

Forced 25 turnovers in a game:

Nov. 11, 2012 vs. West Alabama (25)

Played a ranked opponent (AP poll):

March 24, 2023 - UA 64, No. 18 San Diego State 71

Beat a ranked opponent at neutral site:

March 24, 2023 - UA 82, No. 18 Texas A&M 63

Beat a ranked opponent at home:

Jan. 29, 2022 vs. No. 4 Baylor (won, 87-78)

Beat a ranked opponent on the road:

Jan. 11, 2023 - UA 84, No. 15 Arkansas 69

Beat a top-10 opponent:

Dec. 10, 2022 - UA 71, No. 1 Houston 65

Beat a top-10 opponent on the road:

Dec. 10, 2022 - UA 71, No. 1 Houston 65

Beat a top-5 opponent:

Dec. 10, 2022 - UA 71, No. 1 Houston 65

Beat a top-5 opponent on the road:

Dec. 10, 2022 - UA 71, No. 1 Houston 65

Played a No. 1 ranked opponent:

Dec. 10, 2022 - UA 71, No. 1 Houston 65

Beat a No. 1 ranked opponent on the road:

Dec. 10, 2022 - UA 71, No. 1 Houston 65

Beat a No. 1 ranked opponent:

Dec. 10, 2022 - UA 71, No. 1 Houston 65

INDIVIDUAL...

Had a player score 50 points:

Michael Nordholz (50) vs. Southern Miss, 12/12/76 (single-game scoring record)

Had a player score 40 points:

Brandon Miller (41) at South Carolina, 2/22/23

Had a player score 35 points:

Brandon Miller (36) vs. Gonzaga, 12/17/22

Had a player score 30 points:

Brandon Miller (30) at Vanderbilt 1/17/23

Had a player grab 20 rebounds:

Richard Hendrix (23) vs. Troy, 11/9/07

Had a player dish out 10 or more assists:

JD Davison (10) vs. Miami, 11/28/21

Had a player block five shots:

Charles Bediako (5) vs. South Dakota State, 12/3/22

Had a player block 10 shots:

Roy Rogers (10) vs. LSU, 2/17/96

Had a player with seven or more steals in a game:

Jeremy Hays (8) vs. Oregon State, 12/12/98

Had three players score 20 or more in a game

Aaron Estrada (27), Mark Sears (24) and Grant Nelson (20) vs. Indiana State, 11/10/23

Had two players record a double-double in same game:

Brandon Miller (14 pts, 13 rebs), Mark Sears (12 pts, 10 rebs) vs. Longwood, 11/7/22

Had three players record a double-double in same game:

Jermareo Davidson (12 pts, 12 rebs), Alonzo Gee (22 pts, 10 rebs), Richard Hendrix (18 pts, 12 rebs) vs. Louisiana Monroe, 11/28/06

Had a player record a double-double in three consecutive games:

Donta Hall (14 pts, 16 rebs vs. Texas A&M, 12 pts, 11 rebs at Missouri, 16 pts, 12 rebs vs. Tennessee) (Jan. 12, Jan. 16, Jan. 19, 2019)

Had a player record a double-double in four consecutive games:

Donta Hall (14 pts, 16 rebs vs. Texas A&M, 12 pts, 11 rebs at Missouri, 16 pts, 12 rebs vs. Tennessee, 10 pts, 11 rebs vs. Ole Miss) (Jan. 12, Jan. 16, Jan. 19, Jan. 22, 2019)

Had six or more players score in double figures:

Mark Sears (24), Jahvon Quinerly (21), Charles Bediako (14), Brandon Miller (14), Noah Gurley (13), Jaden Bradley (10) vs. No. 1 North Carolina (4ot), 11/27/22

Players who recorded a triple-double:Kira Lewis Jr. (10 pts, 10 rebs, 13 asts) at Auburn, 2/12/20
Roy Rogers (27 pts, 10 rebs, 10 blocks) vs. LSU, 2/17/96
Roy Rogers (15 pts, 12 rebs, 14 blks) at Georgia, 2/10/96**indicates SEC record*

2023-24 BOX SCORES

GAME 1: #24/24 ALABAMA VS. MOREHEAD STATE



Official Basketball Box Score - Final
Morehead St. at Alabama
 11/06/23 Coleman Coliseum, Tuscaloosa
 2023-24 Men's Basketball

Game Time: 7:00 PM
 Game Duration: 2:13
 Attendance: 9,078

Officials: Tony Greene, Jason Baker, Lucas Santos

Morehead St. - 73

Record: 0-1

| NO. Name | Min | FG M-A | 3P M-A | FT M-A | Rebounds OR DR TOT | Fouls PF FD | TP | AS | TO | ST | Blocks BS BA | +/- |
|--------------------|---------|-----------|-----------|-----------|-----------------------|----------------|----|----|----|----|-----------------|-----|
| 22 Riley Mixix | F 26:48 | 8-15 | 1-4 | 2-2 | 2 3 5 | 4 2 | 19 | 2 | 5 | 2 | 1 0 | -18 |
| 23 Dione Miles | F 09:54 | 2-4 | 0-0 | 0-0 | 2 0 2 | 2 1 | 4 | 0 | 1 | 0 | 0 1 | -13 |
| 2 Jordan Lathon | G 28:23 | 5-13 | 2-6 | 2-3 | 2 2 4 | 3 2 | 14 | 0 | 3 | 0 | 0 0 | -25 |
| 3 Drew Thelwell | G 26:40 | 4-10 | 2-5 | 3-4 | 0 0 0 | 1 2 | 13 | 1 | 0 | 0 | 0 1 | -33 |
| 15 Kall Thomas | G 31:16 | 3-8 | 2-6 | 0-0 | 0 3 3 | 4 0 | 1 | 8 | 1 | 1 | 1 0 | -31 |
| 4 Eddie Ricks III | 26:44 | 2-5 | 0-2 | 2-2 | 1 3 4 | 3 0 | 6 | 1 | 2 | 1 | 2 0 | -18 |
| 11 Trent Scott | 07:27 | 0-0 | 0-0 | 1-2 | 0 0 0 | 1 2 | 1 | 1 | 0 | 0 | 0 0 | -3 |
| 1 Jerome Morton | 14:23 | 2-3 | 0-0 | 1-1 | 1 2 3 | 2 0 | 13 | 0 | 1 | 0 | 0 0 | -3 |
| 5 Zach Ivemy | 18:14 | 1-3 | 0-0 | 2-5 | 1 1 3 | 4 5 | 4 | 0 | 1 | 0 | 0 0 | -15 |
| 12 George Marshall | 08:37 | 0-1 | 0-0 | 0-0 | 1 2 3 | 1 1 | 0 | 1 | 1 | 0 | 0 0 | -1 |
| 10 Brady Dingess | 01:34 | 0-0 | 0-0 | 0-0 | 0 0 0 | 0 0 | 0 | 0 | 0 | 0 | 0 0 | -1 |
| Team | | | | | 2 1 3 | 0 | | | | | | |
| Totals | | 27-62 | 7-23 | 12-19 | 13 16 29 | 25 16 | 73 | 7 | 15 | 6 | 3 3 | -32 |

Technical Fouls: NONE

Alabama - 105

Record: 1-0

| NO. Name | Min | FG M-A | 3P M-A | FT M-A | Rebounds OR DR TOT | Fouls PF FD | TP | AS | TO | ST | Blocks BS BA | +/- |
|---------------------------|---------|-----------|-----------|-----------|-----------------------|----------------|-----|----|----|----|-----------------|-----|
| 2 Grant Nelson | F 24:47 | 7-12 | 2-4 | 8-8 | 0 7 7 | 3 6 | 24 | 1 | 0 | 1 | 2 0 | 28 |
| 23 Nick Pringle | F 13:21 | 2-2 | 0-0 | 1-3 | 2 2 4 | 4 2 | 5 | 1 | 1 | 0 | 0 0 | 10 |
| 1 Mark Sears | G 14:49 | 3-5 | 1-2 | 6-7 | 3 2 5 | 3 4 | 13 | 5 | 2 | 2 | 0 0 | 28 |
| 3 Rylan Griffen | G 20:35 | 2-3 | 0-1 | 0-1 | 0 4 4 | 2 0 | 9 | 3 | 0 | 1 | 0 0 | 17 |
| 55 Aaron Estrada | G 22:51 | 7-10 | 2-3 | 0-0 | 2 1 3 | 0 1 | 16 | 3 | 4 | 2 | 0 0 | 25 |
| 12 Latrell Wrightsell Jr. | 19:40 | 2-5 | 1-2 | 0-0 | 1 0 1 | 2 0 | 5 | 0 | 0 | 1 | 0 1 | 16 |
| 15 Jarin Stevenson | 21:21 | 4-7 | 2-5 | 2-2 | 0 5 5 | 1 1 | 12 | 0 | 2 | 1 | 0 0 | 18 |
| 11 Mohamed Wague | 09:52 | 1-2 | 0-0 | 2-2 | 1 1 2 | 2 1 | 4 | 1 | 3 | 0 | 1 1 | 5 |
| 24 Sam Walters | 14:57 | 3-4 | 0-1 | 1-2 | 1 1 2 | 1 3 | 7 | 0 | 0 | 1 | 0 1 | 0 |
| 10 Mouhamed Dioubate | 09:53 | 0-2 | 0-0 | 5-8 | 1 1 2 | 1 4 | 5 | 0 | 0 | 0 | 0 0 | -1 |
| 4 Davin Cosby Jr. | 14:38 | 1-2 | 1-2 | 0-0 | 0 0 0 | 0 0 | 3 | 2 | 1 | 3 | 0 0 | 0 |
| 31 Max Scharnowski | 02:08 | 0-0 | 0-0 | 0-0 | 1 0 1 | 0 0 | 0 | 0 | 0 | 0 | 0 0 | 2 |
| 32 Kai Spears | 02:08 | 0-1 | 0-1 | 2-2 | 0 0 0 | 0 1 | 2 | 0 | 0 | 0 | 0 0 | 3 |
| Team | | | | | 2 2 4 | 0 | | | | | | |
| Totals | | 32-57 | 10-23 | 31-38 | 14 26 40 | 17 25 | 105 | 16 | 13 | 13 | 3 3 | 32 |

Technical Fouls: Pringle 2nd 9:23

| | MSU | ALA |
|------------------|---------------------------|----------------------------|
| Biggest lead | 0 (1 st 20:00) | 34 (2 nd 1:13) |
| Best Scoring Run | 8 (2 nd 7:54) | 11 (1 st 10:43) |
| Lead Changes | 0 | |
| Times Tied | 0 | |
| Time with Lead | 00:00 | 39:53 |

| Points from | MSU | ALA |
|---------------|-----|-----|
| Turnovers | 18 | 29 |
| Paint | 36 | 42 |
| Second Chance | 12 | 13 |
| Fast Breaks | 5 | 23 |
| Bench | 15 | 38 |

| Period by Period Scoring | 1st | 2nd | TOT |
|--------------------------|-----|-----|-----|
| MSU | 35 | 38 | 73 |
| ALA | 55 | 50 | 105 |

GAME 2: #24/24 ALABAMA VS. INDIANA STATE



Official Basketball Box Score - Final
Indiana St. at Alabama
 11/10/23 Coleman Coliseum, Tuscaloosa
 2023-24 Men's Basketball

Game Time: 7:00 PM
 Game Duration: 2:12
 Attendance: 10,900

Officials: Chuck Jones, Keith Patterson, Michael Wallace

Indiana St. - 80

Record: 1-1

| NO. Name | Min | FG M-A | 3P M-A | FT M-A | Rebounds OR DR TOT | Fouls PF FD | TP | AS | TO | ST | Blocks BS BA | +/- |
|-----------------------|---------|-----------|-----------|-----------|-----------------------|----------------|----|----|----|----|-----------------|-----|
| 0 Xavier Bledson | F 22:15 | 0-2 | 0-2 | 0-0 | 1 0 1 | 4 1 | 0 | 5 | 4 | 1 | 0 0 | -8 |
| 1 Julian Larry | G 37:03 | 5-8 | 1-3 | 4-5 | 0 3 3 | 4 5 | 15 | 2 | 2 | 1 | 0 1 | -18 |
| 2 Isaiah Swope | G 29:54 | 6-13 | 4-6 | 1-3 | 0 2 2 | 4 1 | 17 | 2 | 0 | 2 | 0 2 | -19 |
| 3 Rylan Corwell | G 28:31 | 5-13 | 4-8 | 2-2 | 2 8 10 | 4 2 | 16 | 0 | 4 | 3 | 1 3 | -17 |
| 20 Jayson Kent | G 30:51 | 6-8 | 0-2 | 2-4 | 0 4 4 | 4 3 | 14 | 0 | 2 | 0 | 1 0 | -7 |
| 24 Jake Wolfe | 17:17 | 3-3 | 0-0 | 3-6 | 0 1 1 | 1 3 | 9 | 1 | 0 | 0 | 0 0 | -12 |
| 35 Derek Vorst | 19:19 | 2-3 | 1-2 | 3-4 | 0 2 2 | 2 8 | 0 | 0 | 1 | 0 | 0 0 | -17 |
| 12 Masen Miller | 07:32 | 0-1 | 0-1 | 0-0 | 0 0 0 | 0 0 | 0 | 0 | 0 | 0 | 0 0 | -6 |
| 10 Eli Shetlar | 04:21 | 0-1 | 0-1 | 1-2 | 1 0 1 | 1 1 | 1 | 0 | 0 | 1 | 0 0 | -2 |
| 7 Augustinas Kiudulas | 02:57 | 0-1 | 0-1 | 0-0 | 0 0 0 | 0 0 | 0 | 0 | 0 | 0 | 0 0 | -4 |
| Team | | | | | 0 1 1 | 0 | | | | | | |
| Totals | | 27-53 | 10-26 | 16-26 | 4 21 25 | 24 18 | 80 | 10 | 13 | 8 | 2 6 | -22 |

Technical Fouls: NONE

Alabama - 102

Record: 2-0

| NO. Name | Min | FG M-A | 3P M-A | FT M-A | Rebounds OR DR TOT | Fouls PF FD | TP | AS | TO | ST | Blocks BS BA | +/- |
|---------------------------|---------|-----------|-----------|-----------|-----------------------|----------------|-----|----|----|----|-----------------|-----|
| 2 Grant Nelson | F 29:10 | 7-10 | 0-2 | 6-6 | 2 6 8 | 2 6 | 20 | 2 | 1 | 1 | 2 1 | 11 |
| 23 Nick Pringle | F 12:08 | 0-3 | 0-0 | 2-4 | 3 1 4 | 1 3 | 2 | 0 | 1 | 0 | 0 1 | 0 |
| 1 Mark Sears | G 31:59 | 6-10 | 3-4 | 9-10 | 3 4 7 | 6 8 | 24 | 2 | 3 | 0 | 0 0 | 1 |
| 3 Rylan Griffen | G 25:26 | 1-2 | 1-2 | 0-1 | 1 0 1 | 0 4 | 3 | 0 | 1 | 0 | 1 0 | 2 |
| 55 Aaron Estrada | G 31:29 | 9-16 | 6-8 | 3-5 | 0 5 5 | 2 2 | 27 | 5 | 1 | 2 | 0 0 | 24 |
| 15 Jarin Stevenson | 17:57 | 3-5 | 1-2 | 3-3 | 1 2 3 | 0 3 | 10 | 0 | 0 | 0 | 1 0 | 17 |
| 12 Latrell Wrightsell Jr. | 21:25 | 3-8 | 2-4 | 0-0 | 0 3 3 | 2 0 | 8 | 1 | 0 | 1 | 0 0 | 20 |
| 24 Sam Walters | 08:27 | 1-3 | 0-0 | 0-0 | 0 3 3 | 5 0 | 2 | 0 | 0 | 0 | 1 0 | 0 |
| 10 Mouhamed Dioubate | 05:14 | 0-3 | 0-0 | 0-0 | 2 0 2 | 0 0 | 0 | 0 | 1 | 1 | 0 0 | 2 |
| 11 Mohamed Wague | 09:55 | 3-3 | 0-0 | 0-0 | 3 2 5 | 2 0 | 6 | 0 | 2 | 0 | 2 0 | 11 |
| 4 Davin Cosby Jr. | 05:13 | 0-1 | 0-1 | 0-0 | 0 0 0 | 1 0 | 0 | 0 | 0 | 1 | 0 0 | 0 |
| 31 Max Scharnowski | 01:37 | 0-0 | 0-0 | 0-0 | 0 0 0 | 0 0 | 0 | 0 | 0 | 0 | 0 0 | 0 |
| Team | | | | | 1 1 2 | 0 | | | | | | |
| Totals | | 33-64 | 13-23 | 23-27 | 14 26 40 | 18 24 | 102 | 10 | 11 | 6 | 6 2 | 22 |

Technical Fouls: NONE

| | ISU | ALA |
|------------------|---------------------------|----------------------------|
| Biggest lead | 9 (1 st 17:09) | 23 (2 nd 1:26) |
| Best Scoring Run | 9 (1 st 17:09) | 15 (1 st 13:42) |
| Lead Changes | 3 | |
| Times Tied | 1 | |
| Time with Lead | 04:03 | 33:24 |

| Points from | ISU | ALA |
|---------------|-----|-----|
| Turnovers | 11 | 14 |
| Paint | 30 | 40 |
| Second Chance | 4 | 18 |
| Fast Breaks | 7 | 12 |
| Bench | 18 | 26 |

| Period by Period Scoring | 1st | 2nd | TOT |
|--------------------------|-----|-----|-----|
| ISU | 37 | 43 | 80 |
| ALA | 48 | 54 | 102 |

GAME 3: #22/22 ALABAMA VS. SOUTH ALABAMA



Official Basketball Box Score - Final
South Alabama at Alabama
 11/14/23 Coleman Coliseum, Tuscaloosa
 2023-24 Men's Basketball

Game Time: 7:00 PM
 Game Duration: 2:08
 Attendance: 9,828

Officials: Doug Shobs, Rob Rourke, Robert Felder

South Alabama - 46

Record: 1-2

| NO. Name | Min | FG M-A | 3P M-A | FT M-A | Rebounds OR DR TOT | Fouls PF FD | TP | AS | TO | ST | Blocks BS BA | +/- |
|---------------------|---------|-----------|-----------|-----------|-----------------------|----------------|----|----|----|----|-----------------|-----|
| 13 Thomas Howell | F 14:15 | 0-3 | 0-2 | 0-0 | 0 0 0 | 3 1 | 0 | 0 | 1 | 0 | 0 0 | -34 |
| 25 Judah Brown | F 26:50 | 1-7 | 1-6 | 0-0 | 0 2 2 | 3 0 | 3 | 0 | 1 | 2 | 1 0 | -30 |
| 2 Isaiah Gaiter | G 30:31 | 2-5 | 0-2 | 4-6 | 1 2 3 | 2 3 | 8 | 0 | 1 | 1 | 0 0 | -60 |
| 4 Marcus Millender | G 24:34 | 3-8 | 0-1 | 0-0 | 0 1 1 | 2 2 | 6 | 3 | 2 | 1 | 0 2 | -23 |
| 10 Maxwell Land | G 34:21 | 4-17 | 2-8 | 5-7 | 1 2 3 | 3 6 | 15 | 1 | 2 | 1 | 0 1 | -46 |
| 0 Tyrell Jones | 19:12 | 0-4 | 0-2 | 1-2 | 0 2 2 | 1 2 | 1 | 1 | 1 | 1 | 0 1 | -24 |
| 20 Marshall Kearing | 12:39 | 2-5 | 1-2 | 0-0 | 0 2 2 | 3 0 | 5 | 1 | 2 | 0 | 0 0 | -7 |
| 45 Samuel Tabe | 16:55 | 0-2 | 0-0 | 3-5 | 4 1 5 | 3 4 | 3 | 0 | 1 | 0 | 0 0 | -25 |
| 3 Elijah Ormiston | 13:22 | 2-5 | 1-2 | 0-1 | 3 1 4 | 0 1 | 5 | 0 | 1 | 0 | 0 1 | -15 |
| 21 Ethan Kizer | 08:11 | 0-4 | 0-4 | 0-0 | 1 0 1 | 1 0 | 0 | 0 | 0 | 1 | 0 0 | -16 |
| Team | | | | | 2 1 3 | 0 | | | | | | |
| Totals | | 14-60 | 5-29 | 13-21 | 12 14 26 | 21 19 | 46 | 6 | 12 | 6 | 2 6 | -56 |

Technical Fouls: NONE

Alabama - 102

Record: 3-0

| NO. Name | Min | FG M-A | 3P M-A | FT M-A | Rebounds OR DR TOT | Fouls PF FD | TP | AS | TO | ST | Blocks BS BA | +/- |
|---------------------------|---------|-----------|-----------|-----------|-----------------------|----------------|-----|----|----|----|-----------------|-----|
| 2 Grant Nelson | F 17:39 | 1-5 | 0-1 | 4-6 | 0 5 5 | 3 4 | 6 | 6 | 2 | 0 | 3 0 | 20 |
| 23 Nick Pringle | F 18:11 | 6-6 | 0-0 | 0-2 | 3 4 7 | 0 2 | 12 | 0 | 1 | 0 | 1 0 | 25 |
| 1 Mark Sears | G 23:21 | 5-7 | 3-4 | 4-4 | 0 5 5 | 0 3 | 17 | 5 | 0 | 0 | 0 0 | 32 |
| 3 Rylan Griffen | G 16:58 | 2-4 | 1-2 | 2-4 | 0 2 2 | 0 2 | 7 | 0 | 1 | 0 | 0 1 | 23 |
| 55 Aaron Estrada | G 21:32 | 3-8 | 0-2 | 2-2 | 2 5 7 | 1 1 | 8 | 0 | 2 | 4 | 0 0 | 35 |
| 12 Latrell Wrightsell Jr. | 22:52 | 2-5 | 2-4 | 0-0 | 0 1 1 | 3 0 | 6 | 2 | 0 | 3 | 0 0 | 34 |
| 15 Jarin Stevenson | 17:10 | 2-3 | 1-2 | 0-0 | 1 3 4 | 4 1 | 5 | 2 | 3 | 0 | 2 0 | 13 |
| 24 Sam Walters | 15:57 | 4-4 | 3-3 | 5-6 | 1 3 4 | 1 4 | 16 | 1 | 0 | 0 | 0 0 | 24 |
| 11 Mohamed Wague | 15:34 | 5-5 | 0-0 | 0 3 4 | 7 3 | 3 | 10 | 2 | 1 | 1 | 0 0 | 27 |
| 4 Davin Cosby Jr. | 16:04 | 2-5 | 2-5 | 2-2 | 0 1 1 | 1 3 | 8 | 2 | 0 | 1 | 0 0 | 25 |
| 10 Mouhamed Dioubate | 10:10 | 1-2 | 0-0 | 0-1 | 0 1 1 | 0 1 | 2 | 1 | 0 | 0 | 0 0 | 14 |
| 31 Max Scharnowski | 02:16 | 1-1 | 0-0 | 1-1 | 1 0 1 | 1 1 | 3 | 0 | 0 | 0 | 0 0 | 4 |
| 32 Kai Spears | 02:16 | 0-0 | 0-0 | 2-2 | 0 1 1 | 0 1 | 2 | 0 | 0 | 0 | 0 0 | 4 |
| Team | | | | | 0 3 3 | 0 | | | | | | |
| Totals | | 34-55 | 12-23 | 22-30 | 11 38 49 | 19 21 | 102 | 21 | 10 | 9 | 6 2 | 56 |

Technical Fouls: NONE

| | USA | ALA</ |
|--|-----|-------|
|--|-----|-------|

2023-24 BOX SCORES

GAME 5: #17/15 ALABAMA VS. OHIO STATE



Official Basketball Box Score - Final
Alabama at Ohio St.
11/24/23 Rader Arena, Niceville
2023-24 Men's Basketball

Game Time: 6:00 PM
Game Duration: 2:15
Attendance: 2,196

Officials: John Gathney, Pat Adams, Brian Dorsey

Alabama - 81

Record: 4-1

| NO. Name | Min | FG M-A | 3P M-A | FT M-A | Rebounds OR DR TOT | Fouls PF FD | TP | AS | TO | ST | Blocks BS BA | +/- |
|---------------------------|---------|-----------|-----------|-----------|-----------------------|----------------|----|----|----|----|-----------------|-----|
| 2 Grant Nelson | F 31:58 | 5-11 | 1-5 | 9-9 | 1 5 6 | 3 7 | 20 | 2 | 1 | 0 | 3 0 | -4 |
| 23 Nick Pringle | F 16:34 | 0-0 | 0-0 | 1-3 | 1 3 4 | 1 2 | 1 | 0 | 1 | 0 | 0 0 | -4 |
| 1 Mark Sears | G 35:40 | 6-12 | 2-6 | 3-6 | 2 2 4 | 3 5 | 17 | 4 | 3 | 3 | 0 0 | -16 |
| 3 Rylan Griffen | G 21:50 | 1-4 | 1-4 | 2-2 | 0 1 1 | 3 2 | 5 | 0 | 0 | 0 | 0 0 | 0 |
| 55 Aaron Estrada | G 32:33 | 8-15 | 2-5 | 1-2 | 1 2 3 | 3 1 | 19 | 4 | 3 | 1 | 0 0 | -4 |
| 15 Jarin Stevenson | 24:27 | 2-7 | 1-6 | 0-0 | 1 2 3 | 4 1 | 5 | 0 | 2 | 0 | 0 0 | -13 |
| 12 Latrell Wrightsell Jr. | 23:51 | 2-4 | 1-3 | 4-4 | 0 1 1 | 5 4 | 9 | 0 | 0 | 0 | 0 0 | -8 |
| 24 Sam Walters | 09:22 | 1-2 | 1-1 | 0-0 | 0 0 0 | 2 2 | 3 | 0 | 1 | 0 | 0 1 | -3 |
| 11 Mohamed Wague | 03:45 | 1-1 | 0-0 | 0-0 | 1 0 1 | 2 0 | 2 | 0 | 1 | 1 | 0 0 | -3 |
| Team | | | | | 0 1 1 | | 0 | | | | | |
| Totals | | 26-56 | 9-30 | 20-26 | 7 17 24 | 26 24 | 81 | 10 | 12 | 5 | 3 1 | -11 |

Technical Fouls: NONE

Ohio St. - 92

Record: 4-1

| NO. Name | Min | FG M-A | 3P M-A | FT M-A | Rebounds OR DR TOT | Fouls PF FD | TP | AS | TO | ST | Blocks BS BA | +/- |
|--------------------|---------|-----------|-----------|-----------|-----------------------|----------------|----|----|----|----|-----------------|-----|
| 10 Jamison Battle | F 26:42 | 2-7 | 1-5 | 4-4 | 1 2 3 | 2 2 | 9 | 1 | 2 | 3 | 0 1 | 8 |
| 34 Felix Okpara | C 17:53 | 1-3 | 0-0 | 0-0 | 1 9 10 | 4 0 | 2 | 0 | 1 | 0 | 1 0 | 6 |
| 1 Roddy Gayle Jr. | G 36:18 | 8-11 | 1-2 | 6-6 | 1 3 4 | 3 6 | 23 | 2 | 3 | 1 | 0 0 | 15 |
| 2 Bruce Thornton | G 35:39 | 6-12 | 4-6 | 13-14 | 0 3 3 | 2 9 | 29 | 4 | 2 | 1 | 0 0 | 6 |
| 12 Evan Mahaffey | G 22:44 | 1-2 | 0-0 | 2-2 | 0 1 1 | 4 1 | 4 | 1 | 2 | 3 | 0 0 | 4 |
| 0 Scotty Middleton | 09:07 | 2-2 | 1-1 | 0-0 | 1 0 1 | 2 0 | 5 | 0 | 3 | 0 | 0 0 | -3 |
| 23 Zed Key | 21:44 | 4-4 | 0-0 | 3-4 | 2 1 3 | 4 7 | 11 | 1 | 1 | 0 | 0 0 | 3 |
| 4 Dale Bonner | 26:27 | 3-8 | 3-4 | 0-0 | 0 2 2 | 2 1 | 9 | 1 | 0 | 1 | 0 2 | 11 |
| 3 Taison Chatman | 00:27 | 0-0 | 0-0 | 0-0 | 0 0 0 | 1 0 | 0 | 0 | 0 | 0 | 0 0 | 2 |
| 21 Devin Royal | 02:59 | 0-1 | 0-0 | 0-0 | 0 1 1 | 0 0 | 0 | 0 | 0 | 0 | 0 0 | 3 |
| Team | | | | | 1 3 4 | | 0 | | | | | |
| Totals | | 27-50 | 10-18 | 28-30 | 7 25 32 | 24 26 | 92 | 10 | 14 | 9 | 1 3 | 11 |

Technical Fouls: NONE

| | ALA | OSU |
|------------------|---------------------------|---------------------------|
| Biggest lead | 6 (1 st 18:55) | 15 (2 nd 8:10) |
| Best Scoring Run | 8 (1 st 10:47) | 10 (2 nd 8:10) |
| Lead Changes | 5 | |
| Times Tied | 6 | |
| Time with Lead | 08:35 | 25:42 |

| Points from | ALA | OSU |
|---------------|-----|-----|
| Turnovers | 17 | 13 |
| Paint | 28 | 24 |
| Second Chance | 8 | 13 |
| Fast Breaks | 9 | 13 |
| Bench | 19 | 25 |

| Period by Period Scoring | | | |
|--------------------------|-----|-----|-----|
| | 1st | 2nd | TOT |
| ALA | 33 | 48 | 81 |
| OSU | 38 | 54 | 92 |



Official Basketball Box Score - Final
Alabama at Oregon
11/25/23 Rader Arena, Niceville
2023-24 Men's Basketball

Game Time: 3:00 PM
Game Duration: 2:02
Attendance: 2,196

Officials: John Gathney, Jeff Anderson, Doug Shows

Alabama - 99

Record: 5-1

| NO. Name | Min | FG M-A | 3P M-A | FT M-A | Rebounds OR DR TOT | Fouls PF FD | TP | AS | TO | ST | Blocks BS BA | +/- |
|---------------------------|---------|-----------|-----------|-----------|-----------------------|----------------|----|----|----|----|-----------------|-----|
| 2 Grant Nelson | F 28:47 | 5-13 | 0-3 | 1-1 | 3 5 8 | 4 2 | 11 | 1 | 1 | 0 | 2 1 | 3 |
| 23 Nick Pringle | F 09:31 | 1-1 | 0-0 | 2-2 | 1 0 1 | 1 1 | 4 | 0 | 0 | 0 | 0 0 | -1 |
| 1 Mark Sears | G 30:57 | 6-13 | 2-4 | 9-9 | 2 5 7 | 3 9 | 27 | 3 | 2 | 3 | 0 1 | 6 |
| 3 Rylan Griffen | G 31:04 | 4-9 | 2-5 | 7-8 | 2 0 2 | 1 5 | 17 | 3 | 5 | 1 | 1 1 | 5 |
| 55 Aaron Estrada | G 32:49 | 8-14 | 3-6 | 3-4 | 2 2 4 | 3 2 | 22 | 4 | 3 | 0 | 0 0 | 6 |
| 12 Latrell Wrightsell Jr. | 23:59 | 2-5 | 1-2 | 4-4 | 1 6 7 | 1 4 | 9 | 2 | 0 | 2 | 0 1 | 15 |
| 15 Jarin Stevenson | 17:58 | 2-4 | 0-1 | 0-0 | 2 3 5 | 0 0 | 4 | 0 | 4 | 1 | 1 1 | 8 |
| 11 Mohamed Wague | 08:52 | 1-1 | 0-0 | 0-0 | 1 1 2 | 3 1 | 2 | 2 | 0 | 2 | 0 4 | |
| 24 Sam Walters | 11:58 | 1-4 | 1-3 | 0-0 | 0 2 2 | 0 0 | 3 | 0 | 1 | 1 | 0 0 | 2 |
| 4 Davin Cosby Jr. | 04:05 | 0-0 | 0-0 | 0-0 | 0 0 0 | 0 0 | 0 | 0 | 0 | 0 | 0 0 | -8 |
| Team | | | | | 2 0 2 | | 0 | | | | | |
| Totals | | 32-64 | 9-24 | 26-28 | 16 24 40 | 16 24 | 99 | 15 | 16 | 8 | 6 5 | 8 |

Technical Fouls: NONE

Oregon - 91

Record: 4-2

| NO. Name | Min | FG M-A | 3P M-A | FT M-A | Rebounds OR DR TOT | Fouls PF FD | TP | AS | TO | ST | Blocks BS BA | +/- |
|-----------------------|---------|-----------|-----------|-----------|-----------------------|----------------|----|----|----|----|-----------------|-----|
| 10 Kwame Evans Jr. | F 15:34 | 1-5 | 0-2 | 2-2 | 0 2 2 | 4 2 | 4 | 1 | 1 | 1 | 0 2 | 5 |
| 22 Jadrian Tracey | F 14:21 | 3-8 | 0-0 | 0-0 | 0 1 1 | 3 0 | 6 | 2 | 1 | 1 | 0 2 | -11 |
| 2 Jesse Zarzuela | G 16:07 | 3-4 | 0-0 | 1-1 | 0 2 2 | 0 1 | 7 | 2 | 1 | 0 | 0 1 | -3 |
| 5 Jermaine Cousinsard | G 36:27 | 9-14 | 3-4 | 3-6 | 2 3 5 | 4 5 | 24 | 6 | 2 | 2 | 0 0 | -4 |
| 9 Keshawn Barthelemy | G 26:25 | 5-10 | 0-4 | 0-0 | 2 2 2 | 0 10 | 2 | 1 | 2 | 0 | 0 0 | -5 |
| 3 Jackson Sheldad | G 25:26 | 4-12 | 2-6 | 0-0 | 2 0 2 | 0 1 | 10 | 2 | 3 | 1 | 0 0 | 4 |
| 0 Kario Oquendo | 24:37 | 6-9 | 1-2 | 4-4 | 0 0 1 | 3 4 | 17 | 1 | 2 | 1 | 4 1 | -3 |
| 24 Mahamadou Diawara | 19:37 | 3-3 | 0-0 | 2-2 | 2 4 6 | 5 3 | 8 | 1 | 1 | 0 | 1 0 | -11 |
| 4 Brennan Rigbsby | 21:26 | 2-4 | 1-2 | 0-0 | 2 1 3 | 3 0 | 5 | 3 | 0 | 1 | 0 0 | -12 |
| Team | | | | | 3 1 4 | | 0 | | | | | |
| Totals | | 36-69 | 7-20 | 12-15 | 11 17 28 | 24 16 | 91 | 20 | 13 | 9 | 5 6 | 1-8 |

Technical Fouls: NONE

| | ALA | ORE | | | | | | | |
|------------------|---------------------------|---------------------------|---------------|-----|-----|--------------------------|-----|-----|-----|
| Biggest lead | 18 (2 nd 8:09) | 7 (1 st 14:11) | Points from | ALA | ORE | Period by Period Scoring | | | |
| Best Scoring Run | 9 (1 st 1:29) | 8 (1 st 2:42) | Turnovers | 8 | 8 | | 1st | 2nd | TOT |
| Lead Changes | 4 | | Paint | 44 | 44 | ALA | 47 | 52 | 99 |
| Times Tied | 4 | | Second Chance | 24 | 18 | | | | |
| Time with Lead | 29:24 | 09:13 | Fast Breaks | 21 | 9 | ORE | 39 | 52 | 91 |
| | | | Bench | 18 | 40 | | | | |

GAME 3: #22/22 ALABAMA VS. SOUTH ALABAMA

GAME 4: #22/22 ALABAMA VS. MERCER

ALABAMA BOX SCORES



2023-24 Alabama Men's Basketball
Season Box Score
All games

Page 1/1
as of Nov 26, 2023

Game Records

| Record | Overall | Home | Away | Neutral |
|----------------|---------|------|------|---------|
| ALL GAMES | 5-1 | 4-0 | 0-0 | 1-1 |
| CONFERENCE | 0-0 | 0-0 | 0-0 | 0-0 |
| NON-CONFERENCE | 5-1 | 4-0 | 0-0 | 1-1 |

Team Box Score

| No. | Player | | | | Total | | 3-Point | | F-Throw | | Rebounds | | | | | | | | | | | |
|-----------|-------------------------|-------|--------|------|---------|-------|----------|------|---------|-------|----------|-----|-----|------|-----|----|----|----|-----|-----|-----|------|
| | | GP-GS | MIN | AVG | FG-FGA | FG% | 3FG-3FGA | 3FG% | FT-FTA | FT% | OFF | DEF | TOT | AVG | PF | DQ | A | TO | BLK | STL | PTS | AVG |
| 1 | SEARS, Mark | 6-6 | 169:57 | 28.3 | 36-59 | .610 | 12-22 | .545 | 38-44 | .864 | 9 | 21 | 30 | 5.0 | 14 | 0 | 25 | 11 | 0 | 8 | 122 | 20.3 |
| 55 | ESTRADA, Aaron | 6-6 | 159:38 | 26.6 | 39-71 | .549 | 14-27 | .519 | 10-13 | .769 | 7 | 16 | 23 | 3.8 | 12 | 0 | 20 | 14 | 0 | 10 | 102 | 17.0 |
| 2 | NELSON, Grant | 6-6 | 154:46 | 25.8 | 27-56 | .482 | 4-17 | .235 | 28-30 | .933 | 8 | 33 | 41 | 6.8 | 18 | 0 | 13 | 8 | 12 | 3 | 86 | 14.3 |
| 15 | STEVENSON, Jarin | 6-0 | 117:29 | 19.6 | 18-33 | .545 | 7-19 | .368 | 7-8 | .875 | 6 | 17 | 23 | 3.8 | 9 | 0 | 2 | 14 | 4 | 2 | 50 | 8.3 |
| 3 | GRIFFEN, Rylan | 6-6 | 136:38 | 22.8 | 13-28 | .464 | 7-17 | .412 | 17-21 | .810 | 3 | 9 | 12 | 2.0 | 4 | 0 | 6 | 7 | 2 | 2 | 50 | 8.3 |
| 12 | WRIGHTSELL JR., Latrell | 6-0 | 130:37 | 21.8 | 12-29 | .414 | 8-16 | .500 | 8-8 | 1.000 | 2 | 14 | 16 | 2.7 | 13 | 1 | 7 | 0 | 0 | 8 | 40 | 6.7 |
| 23 | PRINGLE, Nick | 6-6 | 89:03 | 14.8 | 16-20 | .800 | 0-0 | .000 | 6-15 | .400 | 13 | 13 | 26 | 4.3 | 8 | 0 | 1 | 4 | 3 | 2 | 38 | 6.3 |
| 24 | WALTERS, Sam | 6-0 | 73:48 | 12.3 | 12-21 | .571 | 5-10 | .500 | 9-11 | .818 | 2 | 13 | 15 | 2.5 | 14 | 2 | 1 | 3 | 0 | 3 | 38 | 6.3 |
| 11 | WAGUE, Mohamed | 6-0 | 60:50 | 10.1 | 11-14 | .786 | 0-0 | .000 | 3-4 | .750 | 10 | 10 | 20 | 3.3 | 14 | 0 | 7 | 7 | 5 | 4 | 25 | 4.2 |
| 4 | COSBY JR., Davin | 5-0 | 57:46 | 11.6 | 5-14 | .357 | 4-13 | .308 | 5-6 | .833 | 0 | 5 | 5 | 1.0 | 5 | 0 | 5 | 3 | 0 | 4 | 19 | 3.8 |
| 10 | DIOUBATE, Mouhamed | 4-0 | 35:26 | 8.9 | 2-8 | .250 | 0-0 | .000 | 6-13 | .462 | 3 | 4 | 7 | 1.8 | 1 | 0 | 1 | 1 | 0 | 1 | 10 | 2.5 |
| 32 | SPEARS, Kai | 3-0 | 06:13 | 2.1 | 0-1 | .000 | 0-1 | .000 | 4-4 | 1.000 | 0 | 1 | 1 | 0.3 | 1 | 0 | 0 | 1 | 0 | 0 | 4 | 1.3 |
| 31 | SCHARNOWSKI, Max | 4-0 | 07:50 | 2.0 | 1-1 | 1.000 | 0-0 | .000 | 1-1 | 1.000 | 2 | 0 | 2 | 0.5 | 1 | 0 | 0 | 0 | 0 | 0 | 3 | 0.8 |
| Team | | | | | | | | | | | 7 | 9 | 16 | | | | | | | | | |
| Total | | 6 | 1200 | | 192-355 | .541 | 61-142 | .430 | 142-178 | .798 | 72 | 165 | 237 | 39.5 | 114 | 3 | 88 | 73 | 26 | 47 | 587 | 97.8 |
| Opponents | | 6 | 1200 | | 157-358 | .439 | 42-130 | .323 | 93-134 | .694 | 57 | 113 | 170 | 28.3 | 142 | 1 | 60 | 76 | 16 | 44 | 449 | 74.8 |

Score by Periods

| Team | 1st | 2nd | OT | TOT |
|-----------|-----|-----|----|-----|
| Alabama | 286 | 301 | 0 | 587 |
| Opponents | 201 | 248 | 0 | 449 |

ALABAMA GAME-BY-GAME COMPARISON



2023-24 Alabama Men's Basketball
Team Game-by-Game
All games

Page 1/1
as of Nov 26, 2023

| | | | | Total | | 3-Pointers | | Free throws | | Rebounds | | | | | | | | | | | |
|---------------|------------|--------|---|---------|------|------------|------|-------------|------|----------|-----|-----|------|-----|----|----|-----|-----|-----|-------|--|
| Opponent | Date | Score | | FG-FGA | PCT | 3FG-3FGA | PCT | FT-FTA | PCT | OFF | DEF | TOT | AVG | PF | A | TO | BLK | STL | PTS | AVG | |
| Morehead St. | 11/06/2023 | 105-73 | W | 32-57 | .561 | 10-23 | .435 | 31-38 | .816 | 14 | 26 | 40 | 40.0 | 17 | 16 | 13 | 3 | 13 | 105 | 105.0 | |
| Indiana St. | 11/10/2023 | 102-80 | W | 33-64 | .516 | 13-23 | .565 | 23-27 | .852 | 14 | 26 | 40 | 40.0 | 18 | 10 | 11 | 6 | 6 | 102 | 103.5 | |
| South Alabama | 11/14/2023 | 102-46 | W | 34-55 | .618 | 12-23 | .522 | 22-30 | .733 | 11 | 38 | 49 | 43.0 | 19 | 21 | 10 | 6 | 9 | 102 | 103.0 | |
| Mercer | 11/17/2023 | 98-67 | W | 35-59 | .593 | 8-19 | .421 | 20-29 | .690 | 10 | 34 | 44 | 43.3 | 18 | 16 | 11 | 2 | 6 | 98 | 101.8 | |
| vs Ohio St. | 11/24/2023 | 81-92 | L | 26-56 | .464 | 9-30 | .300 | 20-26 | .769 | 7 | 17 | 24 | 39.4 | 26 | 10 | 12 | 3 | 5 | 81 | 97.6 | |
| vs Oregon | 11/25/2023 | 99-91 | W | 32-64 | .500 | 9-24 | .375 | 26-28 | .929 | 16 | 24 | 40 | 39.5 | 16 | 15 | 16 | 6 | 8 | 99 | 97.8 | |
| Total | | 587 | | 192-355 | .541 | 61-142 | .430 | 142-178 | .798 | 72 | 165 | 237 | 39.5 | 114 | 88 | 73 | 26 | 47 | 587 | 97.8 | |
| Opponents | | 449 | | 157-358 | .439 | 42-130 | .323 | 93-134 | .694 | 57 | 113 | 170 | 28.3 | 142 | 60 | 76 | 16 | 44 | 449 | 74.8 | |

Alabama Averages

| Games Played | Points/game | FG Pct | 3FG Pct | FT Pct | Rebounds/game | Assists/game | Turnovers/game | Assist/Turnover ratio | Steals/game | Blocks/game |
|--------------|-------------|--------|---------|--------|---------------|--------------|----------------|-----------------------|-------------|-------------|
| 6 | 97.8 | 54.1 | 43.0 | 79.8 | 39.5 | 14.7 | 12.2 | 1.2 | 7.8 | 4.3 |

ALABAMA GAME HIGHS - INDIVIDUAL


2023-24 Alabama Men's Basketball
Player Highs Analysis
All games

 Page 1/4
 as of Nov 26, 2023

Alabama - Individual Game Highs

| | | | |
|---|-------|-------|--|
| POINTS | 27 | | Mark Sears vs Oregon (N) (11/25/2023) |
| | 27 | | Aaron Estrada vs Indiana St. (11/10/2023) |
| | 24 | | Mark Sears vs Mercer (11/17/2023) |
| | 24 | | Mark Sears vs Indiana St. (11/10/2023) |
| | 24 | | Grant Nelson vs Morehead St. (11/06/2023) |
| FIELD GOALS MADE | 9 | | Aaron Estrada vs Indiana St. (11/10/2023) |
| | 8 | | Aaron Estrada vs Oregon (N) (11/25/2023) |
| | 8 | | Mark Sears vs Oregon (N) (11/25/2023) |
| | 8 | | Aaron Estrada vs Ohio St. (N) (11/24/2023) |
| | 8 | | Mark Sears vs Mercer (11/17/2023) |
| FIELD GOAL ATTEMPTS | 16 | | Aaron Estrada vs Indiana St. (11/10/2023) |
| | 15 | | Aaron Estrada vs Ohio St. (N) (11/24/2023) |
| FIELD GOAL PERCENTAGE (min 5 made) | 1.000 | (6-6) | Nick Pringle vs South Alabama (11/14/2023) |
| | 1.000 | (5-5) | Mohamed Wague vs South Alabama (11/14/2023) |
| 3 PT FG MADE | 6 | | Aaron Estrada vs Indiana St. (11/10/2023) |
| | 3 | | Aaron Estrada vs Oregon (N) (11/25/2023) |
| | 3 | | Mark Sears vs South Alabama (11/14/2023) |
| | 3 | | Sam Walters vs South Alabama (11/14/2023) |
| | 3 | | Mark Sears vs Indiana St. (11/10/2023) |
| 3 PT FG ATTEMPTS | 8 | | Aaron Estrada vs Indiana St. (11/10/2023) |
| | 6 | | Aaron Estrada vs Oregon (N) (11/25/2023) |
| | 6 | | Jarin Stevenson vs Ohio St. (N) (11/24/2023) |
| | 6 | | Mark Sears vs Ohio St. (N) (11/24/2023) |
| 3 PT FG PERCENTAGE (min 2 made) | 1.000 | (3-3) | Sam Walters vs South Alabama (11/14/2023) |
| | .750 | (6-8) | Aaron Estrada vs Indiana St. (11/10/2023) |
| | .750 | (3-4) | Mark Sears vs South Alabama (11/14/2023) |
| | .750 | (3-4) | Mark Sears vs Indiana St. (11/10/2023) |
| FREE THROWS MADE | 9 | | Mark Sears vs Oregon (N) (11/25/2023) |
| | 9 | | Grant Nelson vs Ohio St. (N) (11/24/2023) |
| | 9 | | Mark Sears vs Indiana St. (11/10/2023) |
| FREE THROW ATTEMPTS | 10 | | Mark Sears vs Indiana St. (11/10/2023) |
| | 9 | | Mark Sears vs Oregon (N) (11/25/2023) |
| | 9 | | Grant Nelson vs Ohio St. (N) (11/24/2023) |
| FREE THROW PERCENTAGE (min 3 made) | 1.000 | (9-9) | Mark Sears vs Oregon (N) (11/25/2023) |
| | 1.000 | (9-9) | Grant Nelson vs Ohio St. (N) (11/24/2023) |
| | 1.000 | (8-8) | Grant Nelson vs Morehead St. (11/06/2023) |
| | 1.000 | (6-6) | Grant Nelson vs Indiana St. (11/10/2023) |
| | 1.000 | (4-4) | Latrell Wrightsell Jr. vs Oregon (N) (11/25/2023) |
| | 1.000 | (4-4) | Latrell Wrightsell Jr. vs Ohio St. (N) (11/24/2023) |
| | 1.000 | (4-4) | Mark Sears vs South Alabama (11/14/2023) |
| | 1.000 | (4-4) | Rylan Griffen vs Morehead St. (11/06/2023) |
| | 1.000 | (3-3) | Sam Walters vs Mercer (11/17/2023) |
| | 1.000 | (3-3) | Aaron Estrada vs Indiana St. (11/10/2023) |
| | 1.000 | (3-3) | Jarin Stevenson vs Indiana St. (11/10/2023) |
| REBOUNDS | 8 | | Grant Nelson vs Oregon (N) (11/25/2023) |
| | 8 | | Grant Nelson vs Indiana St. (11/10/2023) |
| ASSISTS | 6 | | Mark Sears vs Mercer (11/17/2023) |
| | 6 | | Grant Nelson vs South Alabama (11/14/2023) |
| STEALS | 4 | | Aaron Estrada vs South Alabama (11/14/2023) |
| | 3 | | Mark Sears vs Oregon (N) (11/25/2023) |
| | 3 | | Mark Sears vs Ohio St. (N) (11/24/2023) |
| | 3 | | Latrell Wrightsell Jr. vs South Alabama (11/14/2023) |
| | 3 | | Davin Cosby Jr. vs Morehead St. (11/06/2023) |
| BLOCKED SHOTS | 3 | | Grant Nelson vs Ohio St. (N) (11/24/2023) |
| | 2 | | Grant Nelson vs South Alabama (11/14/2023) |

ALABAMA GAME RESULTS



2023-24 Alabama Men's Basketball
Season Schedule/Results & Leaders
All games

Page 1/1
as of Nov 26, 2023

Game Records

| Record | Overall | Home | Away | Neutral |
|----------------|---------|------|------|---------|
| ALL GAMES | 5-1 | 4-0 | 0-0 | 1-1 |
| CONFERENCE | 0-0 | 0-0 | 0-0 | 0-0 |
| NON-CONFERENCE | 5-1 | 4-0 | 0-0 | 1-1 |

Team Results

| Date | Opponent | | Score | Att. | High Points | High Rebounds |
|------------|---------------|---|--------|-------|---------------------|--------------------|
| 11/06/2023 | Morehead St. | W | 105-73 | 9078 | (24) NELSON, Grant | (7) NELSON, Grant |
| 11/10/2023 | Indiana St. | W | 102-80 | 10900 | (27) ESTRADA, Aaron | (8) NELSON, Grant |
| 11/14/2023 | South Alabama | W | 102-46 | 9828 | (17) SEARS, Mark | (7) ESTRADA, Aaron |
| | | | | | | (7) PRINGLE, Nick |
| | | | | | | (7) WAGUE, Mohamed |
| 11/17/2023 | Mercer | W | 98-67 | 10300 | (24) SEARS, Mark | (7) NELSON, Grant |
| 11/24/2023 | vs Ohio St. | L | 81-92 | 2196 | (20) NELSON, Grant | (6) NELSON, Grant |
| 11/25/2023 | vs Oregon | W | 99-91 | 2196 | (27) SEARS, Mark | (8) NELSON, Grant |

Attendance Summary

| | Games | Attend | Avg/Game |
|--------------|----------|--------------|-------------|
| Home | 4 | 40106 | 10027 |
| Away | 0 | 0 | 0 |
| Neutral | 2 | 4392 | 2196 |
| Total | 6 | 44498 | 7416 |

ALABAMA OPPONENT GAME-BY-GAME



2023-24 Alabama Men's Basketball
Opponents Game-by-Game
All games

Page 1/1
as of Nov 26, 2023

| | | | | Total | | 3-Pointers | | Free throws | | Rebounds | | | | | | | | | | | |
|---------------|------------|--------|---|---------|------|------------|------|-------------|------|----------|-----|-----|------|-----|----|----|-----|-----|-----|------|--|
| Opponent | Date | Score | | FG-FGA | PCT | 3FG-3FGA | PCT | FT-FTA | PCT | OFF | DEF | TOT | AVG | PF | A | TO | BLK | STL | PTS | AVG | |
| Morehead St. | 11/06/2023 | 105-73 | W | 27-62 | .435 | 7-23 | .304 | 12-19 | .632 | 13 | 16 | 29 | 29.0 | 25 | 7 | 15 | 3 | 6 | 73 | 73.0 | |
| Indiana St. | 11/10/2023 | 102-80 | W | 27-53 | .509 | 10-26 | .385 | 16-26 | .615 | 4 | 21 | 25 | 27.0 | 24 | 10 | 13 | 2 | 8 | 80 | 76.5 | |
| South Alabama | 11/14/2023 | 102-46 | W | 14-60 | .233 | 5-29 | .172 | 13-21 | .619 | 12 | 14 | 26 | 26.7 | 21 | 6 | 12 | 2 | 6 | 46 | 66.3 | |
| Mercer | 11/17/2023 | 98-67 | W | 26-64 | .406 | 3-14 | .214 | 12-23 | .522 | 10 | 20 | 30 | 27.5 | 24 | 7 | 9 | 3 | 6 | 67 | 66.5 | |
| vs Ohio St. | 11/24/2023 | 81-92 | L | 27-50 | .540 | 10-18 | .556 | 28-30 | .933 | 7 | 25 | 32 | 28.4 | 24 | 10 | 14 | 1 | 9 | 92 | 71.6 | |
| vs Oregon | 11/25/2023 | 99-91 | W | 36-69 | .522 | 7-20 | .350 | 12-15 | .800 | 11 | 17 | 28 | 28.3 | 24 | 20 | 13 | 5 | 9 | 91 | 74.8 | |
| Total | | 449 | | 157-358 | .439 | 42-130 | .323 | 93-134 | .694 | 57 | 113 | 170 | 28.3 | 142 | 60 | 76 | 16 | 44 | 449 | 74.8 | |
| Alabama | | 587 | | 192-355 | .541 | 61-142 | .430 | 142-178 | .798 | 72 | 165 | 237 | 39.5 | 114 | 88 | 73 | 26 | 47 | 587 | 97.8 | |

Opponents Averages

| Games Played | Points/game | FG Pct | 3FG Pct | FT Pct | Rebounds/game | Assists/game | Turnovers/game | Assist/Turnover ratio | Steals/game | Blocks/game |
|--------------|-------------|--------|---------|--------|---------------|--------------|----------------|-----------------------|-------------|-------------|
| 6 | 74.8 | 43.9 | 32.3 | 69.4 | 28.3 | 10.0 | 12.7 | 0.8 | 7.3 | 2.7 |

ALABAMA POINTS-REBOUNDS-ASSISTS



2023-24 Alabama Men's Basketball
Points-rebounds-assists
All games

Page 1/1
as of Nov 26, 2023

| Opponent | Date | Score | | 1 | 2 | 3 | 4 | 10 | 11 | 12 | 15 | 23 | 24 | 31 |
|---------------|------------|--------|---|-------------|-------------|-------------|------------|------------|-------------|------------|------------|-------------|-------------|------------|
| | | | | SEARS, MARK | NELSON, GRA | GRIFFEN, RY | COSBY JR., | DIUBATE, M | WAGUE, MOHA | WRIGHTSELL | STEVENSON, | PRINGLE, NI | WALTERS, SA | SCHARNOWSK |
| Morehead St. | 11/06/2023 | 105-73 | W | 13-5-5 | 24-7-1 | 9-4-3 | 3-0-2 | 5-2-0 | 4-2-1 | 5-1-0 | 12-5-0 | 5-4-1 | 7-2-0 | 0-1-0 |
| Indiana St. | 11/10/2023 | 102-80 | W | 24-4-2 | 20-8-2 | 3-1-0 | 0-0-0 | 0-2-0 | 6-5-0 | 8-3-1 | 10-3-0 | 2-4-0 | 2-3-0 | 0-0-0 |
| South Alabama | 11/14/2023 | 102-46 | W | 17-5-5 | 6-5-6 | 7-2-0 | 8-1-2 | 2-1-1 | 10-7-2 | 6-1-2 | 5-4-2 | 12-7-0 | 16-4-1 | 3-1-0 |
| Mercer | 11/17/2023 | 98-67 | W | 24-5-6 | 5-7-1 | 9-2-0 | 8-4-1 | 3-2-0 | 1-3-2 | 3-3-2 | 14-3-0 | 14-6-0 | 7-4-0 | 0-0-0 |
| vs Ohio St. | 11/24/2023 | 81-92 | L | 17-4-4 | 20-6-2 | 5-1-0 | DNP | DNP | 2-1-0 | 9-1-0 | 5-3-0 | 1-4-0 | 3-0-0 | DNP |
| vs Oregon | 11/25/2023 | 99-91 | W | 27-7-3 | 11-8-1 | 17-2-3 | 0-0-0 | DNP | 2-2-2 | 9-7-2 | 4-5-0 | 4-1-0 | 3-2-0 | DNP |
| Opponent | Date | Score | | 32 | 55 | | | | | | | | | |
| | | | | SPEARS, KAI | ESTRADA, AA | | | | | | | | | |
| Morehead St. | 11/06/2023 | 105-73 | W | 2-0-0 | 16-3-3 | | | | | | | | | |
| Indiana St. | 11/10/2023 | 102-80 | W | DNP | 27-5-5 | | | | | | | | | |
| South Alabama | 11/14/2023 | 102-46 | W | 2-1-0 | 8-7-0 | | | | | | | | | |
| Mercer | 11/17/2023 | 98-67 | W | 0-0-0 | 10-1-4 | | | | | | | | | |
| vs Ohio St. | 11/24/2023 | 81-92 | L | DNP | 19-3-4 | | | | | | | | | |
| vs Oregon | 11/25/2023 | 99-91 | W | DNP | 22-4-4 | | | | | | | | | |

ALABAMA - GAME HIGHS



2023-24 Alabama Men's Basketball
Team High/Low Analysis
All games

Page 1/4
as of Nov 26, 2023

Alabama - Game Highs

| | | |
|-----------------------|--------------|------------------------------|
| POINTS | 105 | Morehead St. (11/06/2023) |
| | 102 | South Alabama (11/14/2023) |
| | 102 | Indiana St. (11/10/2023) |
| | 99 | vs Oregon (N) (11/25/2023) |
| | 98 | Mercer (11/17/2023) |
| FIELD GOALS MADE | 35 | Mercer (11/17/2023) |
| | 34 | South Alabama (11/14/2023) |
| FIELD GOAL ATTEMPTS | 64 | vs Oregon (N) (11/25/2023) |
| | 64 | Indiana St. (11/10/2023) |
| FIELD GOAL PERCENTAGE | .618 (34-55) | South Alabama (11/14/2023) |
| | .593 (35-59) | Mercer (11/17/2023) |
| 3 PT FG MADE | 13 | Indiana St. (11/10/2023) |
| | 12 | South Alabama (11/14/2023) |
| 3 PT FG ATTEMPTS | 30 | vs Ohio St. (N) (11/24/2023) |
| | 24 | vs Oregon (N) (11/25/2023) |
| 3 PT FG PERCENTAGE | .565 (13-23) | Indiana St. (11/10/2023) |
| | .522 (12-23) | South Alabama (11/14/2023) |
| FREE THROWS MADE | 31 | Morehead St. (11/06/2023) |
| | 26 | vs Oregon (N) (11/25/2023) |
| FREE THROW ATTEMPTS | 38 | Morehead St. (11/06/2023) |
| | 30 | South Alabama (11/14/2023) |
| FREE THROW PERCENTAGE | .929 (26-28) | vs Oregon (N) (11/25/2023) |
| | .852 (23-27) | Indiana St. (11/10/2023) |
| REBOUNDS | 49 | South Alabama (11/14/2023) |
| | 44 | Mercer (11/17/2023) |
| ASSISTS | 21 | South Alabama (11/14/2023) |
| | 16 | Mercer (11/17/2023) |
| | 16 | Morehead St. (11/06/2023) |
| STEALS | 13 | Morehead St. (11/06/2023) |
| | 9 | South Alabama (11/14/2023) |
| BLOCKED SHOTS | 6 | vs Oregon (N) (11/25/2023) |
| | 6 | South Alabama (11/14/2023) |
| | 6 | Indiana St. (11/10/2023) |
| TURNOVERS | 16 | vs Oregon (N) (11/25/2023) |
| | 13 | Morehead St. (11/06/2023) |
| FOULS | 26 | vs Ohio St. (N) (11/24/2023) |
| | 19 | South Alabama (11/14/2023) |

ALABAMA - GAME LOWS



2023-24 Alabama Men's Basketball
Team High/Low Analysis
All games

Page 3/4
as of Nov 26, 2023

Alabama - Game Lows

| | | | |
|-----------------------|------|---------|------------------------------|
| POINTS | 81 | | vs Ohio St. (N) (11/24/2023) |
| | 98 | | Mercer (11/17/2023) |
| | 99 | | vs Oregon (N) (11/25/2023) |
| | 102 | | South Alabama (11/14/2023) |
| | 102 | | Indiana St. (11/10/2023) |
| FIELD GOALS MADE | 26 | | vs Ohio St. (N) (11/24/2023) |
| | 32 | | vs Oregon (N) (11/25/2023) |
| | 32 | | Morehead St. (11/06/2023) |
| FIELD GOAL ATTEMPTS | 55 | | South Alabama (11/14/2023) |
| | 56 | | vs Ohio St. (N) (11/24/2023) |
| FIELD GOAL PERCENTAGE | .464 | (26-56) | vs Ohio St. (N) (11/24/2023) |
| | .500 | (32-64) | vs Oregon (N) (11/25/2023) |
| 3 PT FG MADE | 8 | | Mercer (11/17/2023) |
| | 9 | | vs Oregon (N) (11/25/2023) |
| | 9 | | vs Ohio St. (N) (11/24/2023) |
| 3 PT FG ATTEMPTS | 19 | | Mercer (11/17/2023) |
| | 23 | | South Alabama (11/14/2023) |
| | 23 | | Indiana St. (11/10/2023) |
| | 23 | | Morehead St. (11/06/2023) |
| 3 PT FG PERCENTAGE | .300 | (9-30) | vs Ohio St. (N) (11/24/2023) |
| | .375 | (9-24) | vs Oregon (N) (11/25/2023) |
| FREE THROWS MADE | 20 | | vs Ohio St. (N) (11/24/2023) |
| | 20 | | Mercer (11/17/2023) |
| FREE THROW ATTEMPTS | 26 | | vs Ohio St. (N) (11/24/2023) |
| | 27 | | Indiana St. (11/10/2023) |
| FREE THROW PERCENTAGE | .690 | (20-29) | Mercer (11/17/2023) |
| | .733 | (22-30) | South Alabama (11/14/2023) |
| REBOUNDS | 24 | | vs Ohio St. (N) (11/24/2023) |
| | 40 | | vs Oregon (N) (11/25/2023) |
| | 40 | | Indiana St. (11/10/2023) |
| | 40 | | Morehead St. (11/06/2023) |
| ASSISTS | 10 | | vs Ohio St. (N) (11/24/2023) |
| | 10 | | Indiana St. (11/10/2023) |
| STEALS | 5 | | vs Ohio St. (N) (11/24/2023) |
| | 6 | | Mercer (11/17/2023) |
| | 6 | | Indiana St. (11/10/2023) |
| BLOCKED SHOTS | 2 | | Mercer (11/17/2023) |
| | 3 | | vs Ohio St. (N) (11/24/2023) |
| | 3 | | Morehead St. (11/06/2023) |
| TURNOVERS | 10 | | South Alabama (11/14/2023) |
| | 11 | | Mercer (11/17/2023) |
| | 11 | | Indiana St. (11/10/2023) |
| FOULS | 16 | | vs Oregon (N) (11/25/2023) |
| | 17 | | Morehead St. (11/06/2023) |

OPPONENT - GAME HIGHS



2023-24 Alabama Men's Basketball
Team High/Low Analysis
All games

Page 2/4
as of Nov 26, 2023

Opponent - Game Highs

| | | | |
|-----------------------|------|---------|------------------------------|
| POINTS | 92 | | vs Ohio St. (N) (11/24/2023) |
| | 91 | | vs Oregon (N) (11/25/2023) |
| | 80 | | Indiana St. (11/10/2023) |
| | 73 | | Morehead St. (11/06/2023) |
| | 67 | | Mercer (11/17/2023) |
| FIELD GOALS MADE | 36 | | vs Oregon (N) (11/25/2023) |
| | 27 | | vs Ohio St. (N) (11/24/2023) |
| | 27 | | Indiana St. (11/10/2023) |
| | 27 | | Morehead St. (11/06/2023) |
| FIELD GOAL ATTEMPTS | 69 | | vs Oregon (N) (11/25/2023) |
| | 64 | | Mercer (11/17/2023) |
| FIELD GOAL PERCENTAGE | .540 | (27-50) | vs Ohio St. (N) (11/24/2023) |
| | .522 | (36-69) | vs Oregon (N) (11/25/2023) |
| 3 PT FG MADE | 10 | | vs Ohio St. (N) (11/24/2023) |
| | 10 | | Indiana St. (11/10/2023) |
| 3 PT FG ATTEMPTS | 29 | | South Alabama (11/14/2023) |
| | 26 | | Indiana St. (11/10/2023) |
| 3 PT FG PERCENTAGE | .556 | (10-18) | vs Ohio St. (N) (11/24/2023) |
| | .385 | (10-26) | Indiana St. (11/10/2023) |
| FREE THROWS MADE | 28 | | vs Ohio St. (N) (11/24/2023) |
| | 16 | | Indiana St. (11/10/2023) |
| FREE THROW ATTEMPTS | 30 | | vs Ohio St. (N) (11/24/2023) |
| | 26 | | Indiana St. (11/10/2023) |
| FREE THROW PERCENTAGE | .933 | (28-30) | vs Ohio St. (N) (11/24/2023) |
| | .800 | (12-15) | vs Oregon (N) (11/25/2023) |
| REBOUNDS | 32 | | vs Ohio St. (N) (11/24/2023) |
| | 30 | | Mercer (11/17/2023) |
| ASSISTS | 20 | | vs Oregon (N) (11/25/2023) |
| | 10 | | vs Ohio St. (N) (11/24/2023) |
| | 10 | | Indiana St. (11/10/2023) |
| STEALS | 9 | | vs Oregon (N) (11/25/2023) |
| | 9 | | vs Ohio St. (N) (11/24/2023) |
| BLOCKED SHOTS | 5 | | vs Oregon (N) (11/25/2023) |
| | 3 | | Mercer (11/17/2023) |
| | 3 | | Morehead St. (11/06/2023) |
| TURNOVERS | 15 | | Morehead St. (11/06/2023) |
| | 14 | | vs Ohio St. (N) (11/24/2023) |
| FOULS | 25 | | Morehead St. (11/06/2023) |
| | 24 | | vs Oregon (N) (11/25/2023) |
| | 24 | | vs Ohio St. (N) (11/24/2023) |
| | 24 | | Mercer (11/17/2023) |
| | 24 | | Indiana St. (11/10/2023) |

OPPONENT - GAME LOWS



2023-24 Alabama Men's Basketball
Team High/Low Analysis
All games

Page 4/4
as of Nov 26, 2023

Opponent - Game Lows

| | | | |
|-----------------------|------|---------|------------------------------|
| POINTS | 46 | | South Alabama (11/14/2023) |
| | 67 | | Mercer (11/17/2023) |
| | 73 | | Morehead St. (11/06/2023) |
| | 80 | | Indiana St. (11/10/2023) |
| | 91 | | vs Oregon (N) (11/25/2023) |
| FIELD GOALS MADE | 14 | | South Alabama (11/14/2023) |
| | 26 | | Mercer (11/17/2023) |
| FIELD GOAL ATTEMPTS | 50 | | vs Ohio St. (N) (11/24/2023) |
| | 53 | | Indiana St. (11/10/2023) |
| FIELD GOAL PERCENTAGE | .233 | (14-60) | South Alabama (11/14/2023) |
| | .406 | (26-64) | Mercer (11/17/2023) |
| 3 PT FG MADE | 3 | | Mercer (11/17/2023) |
| | 5 | | South Alabama (11/14/2023) |
| 3 PT FG ATTEMPTS | 14 | | Mercer (11/17/2023) |
| | 18 | | vs Ohio St. (N) (11/24/2023) |
| 3 PT FG PERCENTAGE | .172 | (5-29) | South Alabama (11/14/2023) |
| | .214 | (3-14) | Mercer (11/17/2023) |
| FREE THROWS MADE | 12 | | vs Oregon (N) (11/25/2023) |
| | 12 | | Mercer (11/17/2023) |
| | 12 | | Morehead St. (11/06/2023) |
| FREE THROW ATTEMPTS | 15 | | vs Oregon (N) (11/25/2023) |
| | 19 | | Morehead St. (11/06/2023) |
| FREE THROW PERCENTAGE | .522 | (12-23) | Mercer (11/17/2023) |
| | .615 | (16-26) | Indiana St. (11/10/2023) |
| REBOUNDS | 25 | | Indiana St. (11/10/2023) |
| | 26 | | South Alabama (11/14/2023) |
| ASSISTS | 6 | | South Alabama (11/14/2023) |
| | 7 | | Mercer (11/17/2023) |
| | 7 | | Morehead St. (11/06/2023) |
| STEALS | 6 | | Mercer (11/17/2023) |
| | 6 | | South Alabama (11/14/2023) |
| | 6 | | Morehead St. (11/06/2023) |
| BLOCKED SHOTS | 1 | | vs Ohio St. (N) (11/24/2023) |
| | 2 | | South Alabama (11/14/2023) |
| | 2 | | Indiana St. (11/10/2023) |
| TURNOVERS | 9 | | Mercer (11/17/2023) |
| | 12 | | South Alabama (11/14/2023) |
| FOULS | 21 | | South Alabama (11/14/2023) |
| | 24 | | vs Oregon (N) (11/25/2023) |
| | 24 | | vs Ohio St. (N) (11/24/2023) |
| | 24 | | Mercer (11/17/2023) |
| | 24 | | Indiana St. (11/10/2023) |

ALABAMA SEASON STATS



2023-24 Alabama Men's Basketball Combined Team Statistics All games

Page 1/1
as of Nov 26, 2023

Game Records

| Record | Overall | Home | Away | Neutral |
|----------------|---------|------|------|---------|
| ALL GAMES | 5-1 | 4-0 | 0-0 | 1-1 |
| CONFERENCE | 0-0 | 0-0 | 0-0 | 0-0 |
| NON-CONFERENCE | 5-1 | 4-0 | 0-0 | 1-1 |

Score by Periods

| Team | 1st | 2nd | OT | TOT |
|-----------|-----|-----|----|-----|
| Alabama | 286 | 301 | 0 | 587 |
| Opponents | 201 | 248 | 0 | 449 |

Team Box Score

| No. | Player | | | | Total | | 3-Point | | F-Throw | | Rebounds | | | | | | | | | | | |
|-----------|-------------------------|-------|--------|------|---------|-------|----------|------|---------|-------|----------|-----|-----|------|-----|----|----|----|-----|-----|-----|------|
| | | GP-GS | MIN | AVG | FG-FGA | FG% | 3FG-3FGA | 3FG% | FT-FTA | FT% | OFF | DEF | TOT | AVG | PF | DQ | A | TO | BLK | STL | PTS | AVG |
| 1 | SEARS, Mark | 6-6 | 169:57 | 28.3 | 36-59 | .610 | 12-22 | .545 | 38-44 | .864 | 9 | 21 | 30 | 5.0 | 14 | 0 | 25 | 11 | 0 | 8 | 122 | 20.3 |
| 55 | ESTRADA, Aaron | 6-6 | 159:38 | 26.6 | 39-71 | .549 | 14-27 | .519 | 10-13 | .769 | 7 | 16 | 23 | 3.8 | 12 | 0 | 20 | 14 | 0 | 10 | 102 | 17.0 |
| 2 | NELSON, Grant | 6-6 | 154:46 | 25.8 | 27-56 | .482 | 4-17 | .235 | 28-30 | .933 | 8 | 33 | 41 | 6.8 | 18 | 0 | 13 | 8 | 12 | 3 | 86 | 14.3 |
| 15 | STEVENSON, Jarin | 6-0 | 117:29 | 19.6 | 18-33 | .545 | 7-19 | .368 | 7-8 | .875 | 6 | 17 | 23 | 3.8 | 9 | 0 | 2 | 14 | 4 | 2 | 50 | 8.3 |
| 3 | GRIFFEN, Rylan | 6-6 | 136:38 | 22.8 | 13-28 | .464 | 7-17 | .412 | 17-21 | .810 | 3 | 9 | 12 | 2.0 | 4 | 0 | 6 | 7 | 2 | 2 | 50 | 8.3 |
| 12 | WRIGHTSELL JR., Latrell | 6-0 | 130:37 | 21.8 | 12-29 | .414 | 8-16 | .500 | 8-8 | 1.000 | 2 | 14 | 16 | 2.7 | 13 | 1 | 7 | 0 | 0 | 8 | 40 | 6.7 |
| 23 | PRINGLE, Nick | 6-6 | 89:03 | 14.8 | 16-20 | .800 | 0-0 | .000 | 6-15 | .400 | 13 | 13 | 26 | 4.3 | 8 | 0 | 1 | 4 | 3 | 2 | 38 | 6.3 |
| 24 | WALTERS, Sam | 6-0 | 73:48 | 12.3 | 12-21 | .571 | 5-10 | .500 | 9-11 | .818 | 2 | 13 | 15 | 2.5 | 14 | 2 | 1 | 3 | 0 | 3 | 38 | 6.3 |
| 11 | WAGUE, Mohamed | 6-0 | 60:50 | 10.1 | 11-14 | .786 | 0-0 | .000 | 3-4 | .750 | 10 | 10 | 20 | 3.3 | 14 | 0 | 7 | 7 | 5 | 4 | 25 | 4.2 |
| 4 | COSBY JR., Davin | 5-0 | 57:46 | 11.6 | 5-14 | .357 | 4-13 | .308 | 5-6 | .833 | 0 | 5 | 5 | 1.0 | 5 | 0 | 5 | 3 | 0 | 4 | 19 | 3.8 |
| 10 | DIOUBATE, Mouhamed | 4-0 | 35:26 | 8.9 | 2-8 | .250 | 0-0 | .000 | 6-13 | .462 | 3 | 4 | 7 | 1.8 | 1 | 0 | 1 | 1 | 0 | 1 | 10 | 2.5 |
| 32 | SPEARS, Kai | 3-0 | 06:13 | 2.1 | 0-1 | .000 | 0-1 | .000 | 4-4 | 1.000 | 0 | 1 | 1 | 0.3 | 1 | 0 | 0 | 1 | 0 | 0 | 4 | 1.3 |
| 31 | SCHARNOWSKI, Max | 4-0 | 07:50 | 2.0 | 1-1 | 1.000 | 0-0 | .000 | 1-1 | 1.000 | 2 | 0 | 2 | 0.5 | 1 | 0 | 0 | 0 | 0 | 0 | 3 | 0.8 |
| Team | | | | | | | | | | | 7 | 9 | 16 | | | | | | | | | |
| Total | | 6 | 1200 | | 192-355 | .541 | 61-142 | .430 | 142-178 | .798 | 72 | 165 | 237 | 39.5 | 114 | 3 | 88 | 73 | 26 | 47 | 587 | 97.8 |
| Opponents | | 6 | 1200 | | 157-358 | .439 | 42-130 | .323 | 93-134 | .694 | 57 | 113 | 170 | 28.3 | 142 | 1 | 60 | 76 | 16 | 44 | 449 | 74.8 |

Team Statistics

| | BAMA | OPP |
|------------------------|----------------|----------------|
| Scoring | 587 | 449 |
| Points per game | 97.8 | 74.8 |
| Scoring margin | +23.0 | - |
| Field goals-att | 192-355 | 157-358 |
| Field goal pct | .541 | .439 |
| 3 point fg-att | 61-142 | 42-130 |
| 3-point FG pct | .430 | .323 |
| 3-pt FG made per game | 10.2 | 7.0 |
| Free throws-att | 142-178 | 93-134 |
| Free throw pct | .798 | .694 |
| F-Throws made per game | 23.7 | 15.5 |
| Rebounds | 237 | 170 |
| Rebounds per game | 39.5 | 28.3 |
| Rebounding margin | +11.2 | - |
| Assists | 88 | 60 |
| Assists per game | 14.7 | 10.0 |
| Turnovers | 73 | 76 |
| Turnovers per game | 12.2 | 12.7 |
| Turnover margin | +0.5 | - |
| Assist/turnover ratio | 1.2 | 0.8 |
| Steals | 47 | 44 |
| Steals per game | 7.8 | 7.3 |
| Blocks | 26 | 16 |
| Blocks per game | 4.3 | 2.7 |
| Winning streak | 1 | - |
| Home win streak | 4 | - |
| Attendance | 40106 | 0 |
| Home games-Avg/Game | 4-10027 | 0-0 |
| Neutral site-Avg/Game | - | 2-2196 |

Team Results

| Date | Opponent | | Score | Att. |
|------------|---------------|---|--------|-------|
| 11/06/2023 | Morehead St. | W | 105-73 | 9078 |
| 11/10/2023 | Indiana St. | W | 102-80 | 10900 |
| 11/14/2023 | South Alabama | W | 102-46 | 9828 |
| 11/17/2023 | Mercer | W | 98-67 | 10300 |
| 11/24/2023 | vs Ohio St. | L | 81-92 | 2196 |
| 11/25/2023 | vs Oregon | W | 99-91 | 2196 |

2023-24 RADIO/TV CHART



KRIS PARKER

GUARD Fr. • 6-9 • 195
Tallahassee, Fla.
(Crossroad Academy)



MARK SEARS

GUARD Sr. • 6-1 • 185
Muscle Shoals, Ala.
(Ohio/Hargrave Military Academy)



GRANT NELSON

FORWARD Sr. • 6-11 • 230
Devils Lake, N.D.
(Devils Lake HS North Dakota State)



RYLAN GRIFFIN

GUARD So. • 6-6 • 190
Dallas, Texas
(Richardson HS)



DAVIN COSBY JR.

GUARD Fr. • 6-5 • 205
Richmond, Va.
(Word of God Christian Academy)



MOUHAMED DIOUBATE

FORWARD Fr. • 6-7 • 215
Queens, N.Y.
(Putnam Science Academy)



MOHAMED WAGUE

FORWARD Jr. • 6-10 • 225
Bronx, N.Y.
(West Virginia/Harcum College)



LATRELL WRIGHTSELL JR.

GUARD Sr. • 6-3 • 190
Omaha, Neb.
(Omaha Central HS/Cal State Fullerton)



JARIN STEVENSON

FORWARD Fr. • 6-11 • 210
Chapel Hill, N.C.
(Seaforth HS)



NICK PIRNGLE

FORWARD Sr. • 6-10 • 230
Seabrook, S.C.
(Dodge City CC/Wofford/Whale Branch HS)



SAM WALTERS

FORWARD Fr. • 6-10 • 198
The Villages, Fla.
(Villages Charter School)



MAX SCHARNOWSKI

FORWARD Sr. • 6-6 • 205
Elgin, Ill.
(Wheaton Academy)



KAI SPEARS

GUARD So. • 6-2 • 160
Pittsburgh, Pa.
(Bishop Canevin HS)



WARD HARRELL

FORWARD Fr. • 6-7 • 220
New Braunfels, Texas
(New Braunfels HS)



AARON ESTRADA

GUARD Gr. • 6-3 • 190
Woodbury, N.J.
(Hofstra/Oregon/St. Peter's)



NATE OATS

HEAD COACH
5th Season



AUSTIN CLAUNCH

ASSISTANT COACH
1st Season



RYAN PANNONE

ASSISTANT COACH
1st Season



PRESTON MURPHY

ASSISTANT COACH
1st Season