



GAME NOTES

Clemson Tigers (2-0, 0-0 ACC) vs. Davidson Wildcats (2-0, 0-0 A-10)

Game #3 • Neutral Site Game #2 • 2023 Asheville Championship

TV: ESPN2

Radio: WCCP 105.5 FM

Sunday, November 12 • Harrah's Cherokee Center (Asheville, N.C.) • 3:00 p.m.



30 POSTSEASON APPEARANCES | 13 NCAA TOURNAMENTS | 4 SWEET SIXTEENS | 1 ELITE EIGHT | 1990 ACC REGULAR SEASON CHAMPIONS

CLEMSON RECORDS

Overall:	2-0	W2
vs. ACC opponents:	0-0	---
Non-Conference regular-season:	2-0	W3
Home:	1-0	W1
Away:	0-0	---
Neutral:	1-0	W1

BROADCAST INFORMATION

TV: ESPN2 (Mark Neely; PxP, Chris Spatola; Analyst)

Watch Link: <https://bit.ly/47r5Ro1>

Radio: Clemson Athletic Network (Don Munson/Tim Bourret/Ben Millestead)

Clemson Radio Affiliates: WCCP 105.5 The ROAR (Flagship)

SiriusXM: <https://www.siriusxm.com/sports/mens-college-basketball>

Live Stats: <https://bit.ly/3QTnwIL>

SERIES HISTORY

Overall: Clemson leads 25-18

In Clemson: Clemson leads 11-6

In Davidson: Clemson trails 8-10

At neutral sites: Clemson leads 6-2

Current streak: Clemson, 2

Coach Brownell vs. Davidson: 2-0

SCHEDULE & RESULTS

Date	AP Rank CU Opp	Opponent	TV	Eastern Time
N 1	-	Newberry ^{EXH}	N/A	W, 90-39
November (0-0)				
N 6	-	Winthrop	ACCNX	W, 78-56
N 10	-	vs. UAB ¹	ESPN+	W, 77-76
N 11	-	vs. Davidson ¹	ESPN2	3 p.m.
N 19	-	Boise State	ACCNX	1 p.m.
N 24	-	Alcorn State	ACCN	8 p.m.
N 28	-	at Alabama ²	ESPN	9:30 p.m.
December (0-0)				
D 3	-	at Pittsburgh*	ACCN	2 p.m.
D 6	-	South Carolina	ACCN	8 p.m.
D 9	-	vs. TCU ³	FS1	4 p.m.
D 16	-	at Memphis	ESPN+	3 p.m.
D 22	-	Queens	ACCN	6 p.m.
D 29	-	Radford	ACCNX	7 p.m.
January (0-0)				
J 3	-	at Miami (Fla.)*	ESPN	8 p.m.
J 6	-	North Carolina*	ESPN2	TBA
J 10	-	at Virginia Tech*	ESPN2/U	7 p.m.
J 13	-	Boston College*	ACCN	3 p.m.
J 16	-	Georgia Tech*	ACCN	9 p.m.
J 20	-	at Florida State*	ACCN	4 p.m.
J 27	-	at Duke*	ESPN	4 p.m.
J 30	-	Louisville*	ACCN	9 p.m.
February (0-0)				
F 3	-	Virginia*	ESPN2	2 p.m.
F 6	-	at North Carolina*	ESPN2/U	7 p.m.
F 10	-	at Syracuse*	ESPN2	12 p.m.
F 14	-	Miami (Fla.)*	ESPN2/U	7 p.m.
F 17	-	NC State*	CW	7:45 p.m.
F 21	-	at Georgia Tech*	ACCN	7 p.m.
F 24	-	Florida State*	CW	7:45 p.m.
F 27	-	Pittsburgh	ACCN	7 p.m.
March (0-0)				
M 2	-	at Notre Dame*	CW	7:45 p.m.
M 5	-	Syracuse*	ESPN2/U	7 p.m.
M 9	-	at Wake Forest*	ACCN	6 p.m.
M 16-19	-	New York Life ACC Tournament ⁴		

* - ACC contest; Note: Home games in bold; ¹ Asheville Championship (Harrah's Cherokee Center; Asheville, N.C.); ² ACC/SEC Challenge (Coleman Coliseum; Tuscaloosa, Ala.); ³ 2023 Hall of Fame Series (Coca-Cola Coliseum; Toronto, Ontario, Canada); ⁴ ACC Tournament (Capital One Arena; Washington, D.C.)

PRONUNCIATIONS

Jake Heidbreder (HIDE-breeder); Ian Schieffelin (CHEF-lynn); Asa Thomas (ACE-uh); Bas Leyte (Boz LIGHT-uh); Daniel Nauseef (NAW-seef); Andrew Latiff (LUH-tiff); Brad Brownell (BROWN-nell)

TABLE OF CONTENTS

Broadcast Sheet	2
Roster	3
Head Coach Brad Brownell	4
Team Notes	5-8
Player Stats/Notes	9-16
Miscellaneous Stats	17
Superlatives	18
Stats/Box Scores	18-20

ATHLETIC COMMUNICATIONS

Address: 100 Perimeter Rd., Clemson, SC 29634
Basketball SID: Ben Winterrowd
Email: winterr@clemson.edu
Cell: 630-862-8828
Website: ClemsonTigers.com
Twitter/Instagram: @ClemsonMBB

CLEMSON BASKETBALL HEADLINES

CLEMSON vs. DAVIDSON

- Tonight marks the 44th all-time matchup between both programs in history. Clemson leads 25-18 in the series, 6-2 on neutral floor and 2-0 against the Wildcats under Head Coach Brad Brownell.
- Thirty of the matchups between Clemson and Davidson occurred between 1917 and 1953. During that time, both teams overlapped as full fledged members of the Southern Conference. Clemson joined the ACC beginning in 1953-54, but of the 14 games in just the last 70 years, including tonight, eight have come or will come on a neutral floor.

CLEMSON BASKETBALL HEADLINES

- **PJ Hall** – The senior center garnered Preseason First Team All-ACC honors this week, marking the first Tiger to earn a preseason first team accolade since Amir Simms prior to the 2020-21 season. Hall is coming off of a monster junior season, but had previously been plagued by injuries most of the last two years.
 - Followed up season opener 20-point performance with 27 points and nine rebounds in a win vs. UAB.
 - He opened the season with consecutive 20-point games, 20 against Winthrop and 27 against UAB. Hall is the first Clemson player to open the season with consecutive 20-point games since Will Solomon opened the 1999-00 season with consecutive 20-point games against East Tennessee State (21) and Wofford (28).
 - The only other Clemson player to open a season with consecutive 20-point games since 1976-77 is Horace Grant, who opened his senior year, 1986-87, by scoring 30 against Georgia State and 27 against Boston University.

- **Comeback Victories** – Clemson had seven wins last season in which they trailed at the half. The first of the 2023-24 season came against UAB. The Tigers trailed 42-39 at the half, and would use a 14-0 run with 7:01 left in the game to put themselves in position to win. Clemson would win 77-76 on a pair of Chase Hunter free throws with 3.6 seconds left.

- **Added Experience** – This year's club will benefit from four transfers who have played a combined 393 college basketball games over 14 seasons of experience. The transfers have a combined 3,978 points, 1,469 rebounds and 754 assists. Clemson added Joseph Girard III (Syracuse), Jack Clark (NC State), Jake Heidbreder (Air Force) and Bas Leyte (UNCG) through the transfer portal. Heidbreder is redshirting the 2023-24 season.

- **Returners** – The eight returning scholarship lettermen certainly had enough experiences for an entire career last year. The Tigers finished with a 23-11 record, including 14-6 in the Atlantic Coast Conference. The 14 wins broke a school record by three games. The .700 winning percentage was the third best in Clemson history, and better than 11 of the previous 13 Clemson teams that advanced to the NCAA Tournament. Clemson started 7-0 and 10-1 in the ACC last year and the seven consecutive league wins tied a school record that dated to 1967. The Tigers had six wins over teams that reached the NCAA Tournament, just one less than Clemson's Sweet 16 team of 2018. Many of the victories were in dominant fashion. The Tigers won eight ACC games by double digits and five of those were by at least 20 points. No other ACC team had as many league wins by that margin.

- **Preseason Poll** – Clemson was picked to finish fifth in the ACC by voting media announced on Thursday, Oct. 26. The last time the Tigers were picked to finish fifth in the ACC or higher was prior to the 2008-09 season. The Tigers were picked 11th last season in the preseason and jumped eight spots, finishing for third in the regular season. Clemson has exceeded preseason expectations 10 times under Head Coach Brad Brownell since he assumed the head coach role in 2010.

- **Brad Brownell & Bobby Knight** – As a kid growing up in Southern Indiana, the Hoosiers hoopers and Coach Knight were rockstars. Add in the fact that Coach Brownell played for Royce Waltman, a former Coach Knight assistant for five seasons, while in college at DePauw and you end up with a pretty cool story.

In 2002, Head Coach Jerry Wainwright had just left UNC Wilmington and accepted the head coaching position at Richmond. Brownell, a Wainwright assistant dating back to 1994, was promoted to take over the Seahawk basketball program. Wainwright had always scheduled tough in the non-conference season and the opener in 2002 was no different.


Coach Brownell's first game as a head coach came on Friday, Nov. 22, 2002 in Lubbock, Texas against Coach Knight's Red Raiders. The Seahawks lost a tough, hard-fought game, 85-76, but it gave Coach Brownell a memory in basketball that he will never forget.

STATISTICAL OUTLOOK

	Clemson	Instagram	Ht.	Wt.	Yr.	Hometown	GP/GS	PPG	RPG	APG	MPG
G 0	Josh Beadle	jbeadle0	6-3.5	180	RSo.	Columbia, S.C.	1/0	0.0	0.0	1.0	4.5
G 1	Chase Hunter	chasehun1er	6-4.5	200	RSr.	Atlanta, Ga.	2/2	13.0	1.0	3.0	31.5
G 2	Dillon Hunter	dillonhunter	6-3.5	187	So.	Atlanta, Ga.	2/0	2.0	2.5	3.0	13.3
G 3	Jake Heidbreder	jakeheidbreder	6-5.5	180	RJr.	Floyds Knobs, Ind.					
F 4	Ian Schieffelin	ian4schieff	6-8	238	Jr.	Loganville, Ga.	2/2	12.0	4.5	2.0	22.4
F 5	Jack Clark	jack5clark	6-10	207	Gr.	Cheltenham, Pa.	2/0	5.0	3.5	1.0	14.5
F 10	RJ Godfrey	randallgodfreyjr	6-8	228	So.	Suwanee, Ga.	2/0	9.0	3.5	0.5	17.5
G 11	Joseph Girard III	jg3____	6-2	189	Gr.	Glens Falls, N.Y.	2/2	4.5	2.0	3.0	26.0
G 12	Alex Hemenway	alexhemenway	6-4	192	Gr.	Newburgh, Ind.	2/0	4.5	1.0	2.0	19.1
G 13	Andrew Latiff	a.latiff11	6-5	184	Sr.	Clemson, S.C.	-	-	-	-	-
F 15	Asa Thomas	_asathomas_	6-7	185	Fr.	Lake Forest, Ill.	-	-	-	-	-
G 20	Matt Kelly	matt.kelly1	6-2	175	Jr.	Charleston, S.C.	-	-	-	-	-
F 21	Chauncey Wiggins	chauncey.30	6-10.5	210	So.	Grayson, Ga.	2/2	3.0	4.0	0.5	17.8
C 24	PJ Hall	pjhall_24	6-10.5	238	Sr.	Spartanburg, S.C.	2/2	23.5	7.0	2.0	27.5
F 32	Daniel Nauseef	dnauseef	6-7	210	Jr.	Dayton, Ohio	-	-	-	-	-
F 33	Bas Leyte	basleyte	6-10.5	225	Gr.	Bergen op Zoom, Netherlands	2/0	1.0	2.0	1.0	8.1



0

**JOSH BEADLE**

RSO. • G • 6-3.5 • 180 • COLUMBIA, S.C./CARDINAL NEWMAN

	MIN	PTS	REB	AST	FG%	3FG%	FT%
23-24	4.5	0.0	0.0	1.0	.000	.000	.000
Career	12.5	2.3	1.0	0.9	.368	.207	.636

Season Highs: AST (1)

- » Career-high 10 points vs. Florida State (Feb. 15); 4-for-6 from the field.
- » Rated as a three-star prospect, according to 247Sports and Rivals.
- » Averaged 16.9 points, 6.2 rebounds, 3.8 assists and 1.4 steals per game as a senior at Cardinal Newman. Eclipsed 1,000 career points.
- » Won back-to-back SCISA Class 3A Championships and led team in scoring.
- » Three-time All-Region, All-State, All-Tournament and All-Star player.
- » Chose Clemson over Wake Forest and VCU.

1

**CHASE HUNTER**

RSR. • G • 6-4.5 • 200 • ATLANTA, GA./WESTLAKE HS

	MIN	PTS	REB	AST	FG%	3FG%	FT%
23-24	31.5	13.0	1.0	3.0	.421	.375	.875
Career	23.4	8.0	2.2	2.4	.406	.320	.778

Season Highs: PTS (16), REB (1), AST (4), FG (6), 3FG (2), FT (4), STL (1)

- » Career high with 26 points vs. The Citadel. Career-high 8 assists vs. Bellarmine (Nov. 18).
- » Career-high 23 points (7-9 FG) in win at Boston College (Feb. 26). Tied career-high 7 reb.
- » Scored then-career-high 21 points vs. Wake Forest (2/23/22). Totaled career-best 10 field goals.
- » Came to Clemson as a four-star prospect and No. 98 overall in 247Sports' Top 100.
- » Rated the No. 4 player in the state of Georgia and the No. 14 combo guard in the country.
- » Chose Clemson over Georgia, Virginia, Oklahoma and Michigan State.

2

**DILLON HUNTER**


SO. • G • 6-3.5 • 187 • ATLANTA, GA./WESTLAKE HS

	MIN	PTS	REB	AST	FG%	3FG%	FT%
23-24	13.3	2.0	2.5	3.0	.333	.000	.000
Career	12.0	1.4	1.3	1.3	.302	.130	.600

Season Highs: PTS (4), FG (2), REB (4), AST (3)

- » First career start vs. Georgia Tech; Season-high 9 points (3-5 FG) vs. Yellow Jackets.
- » He is the younger brother of current Tiger Chase Hunter, was ranked No. 64 in the ESPN 100 and rated a four-star prospect.
- » Hunter chose Clemson over Baylor, Auburn, Florida State, Kentucky, Georgia and Georgia Tech.
- » "He has excellent vision and a feel for the game, which makes him an outstanding passer and facilitator who complements our other freshmen very well."

3

**JAKE HEIDBREDER (HIDE-BREEDER)**

RJR. • F • 6-5.5 • 180 • FLOYDS KNOBS, IND./FLOYDS KNOBS HS/AIR FORCE

	MIN	PTS	REB	AST	FG%	3FG%	FT%
23-24				REDSHIRT			
Career	33.3	12.9	3.3	1.8	.492	.391	.838

Season Highs:

- » 2023 All-Mountain West Third Team, 303 points in 2022 was then-Air Force freshman record in Mountain West era (4th all time).
- » Averaged a team-leading 15.1 points per game last season at Air Force and was fourth in the Mountain West with 75 threes (seventh best in a season at Air Force).
- » Shooting splits of .483/.399/.867 last season.
- » Indiana Junior All-Star in high school and scored 1,228 points at Floyd Central H.S.
- » Three-time First Team All-Hoosier Hills Conference; All-State Honorable Mention by AP

4

**IAN SCHIEFFELIN (CHEF-LIN)**

JR. • F • 6-8 • 238 • LOGANVILLE, GA./GRAYSON HS

	MIN	PTS	REB	AST	FG%	3FG%	FT%
23-24	22.4	12.0	4.5	2.0	.615	.600	1.000
Career	16.2	4.6	3.5	1.4	.475	.354	.716

Season Highs: PTS (16), REB (7), FG (5), 3FG (2), FT (4), AST (4), STL (1), BLK (2)

- » Career-high six assists vs. Duke (Jan. 14); Drew career-high three charges.
- » Career-high 20 points and 14 rebounds vs. The Citadel (Nov. 7); Career-best 9 off. rebounds.
- » Rated three-star prospect, according to 247Sports and Rivals.
- » Averaged 12.0 points, 12.0 rebounds and 3.0 blocks per game as a senior for a top-ranked program in Georgia (Grayson HS). Finished 10th in country and No. 1 among public schools.
- » Helped lead Grayson to a Region 8-AAAAAAA championship and 25-4 record as a soph.
- » Chose Clemson over Virginia Tech and Dayton.

5

**JACK CLARK**


GR. • F • 6-10 • 207 • CHELTENHAM, PA./CHELTENHAM HS/NC STATE

	MIN	PTS	REB	AST	FG%	3FG%	FT%
23-24	14.5	5.0	3.5	1.0	.375	.333	.667
Career	27.5	10.3	5.7	1.4	.400	.301	.795

Season Highs: PTS (6), REB (5), AST (2), FG (2), 3FG (2), FT (2), STL (1), BLK (1)

- » Offseason transfer from ACC foe NC State.
- » Overcoming offseason hernia surgery.
- » Played last season for the Wolpack and his first three seasons at La Salle.
- » Averaged 9.0 points per game and 6.9 rebounds last season for NC State.
- » Has played 86 games in his career with 60 starts.
- » Redshirted the 2019-20 season due to injury.

10

**RJ GODFREY**


SO. • F • 6-8 • 228 • SUWANEE, GA./NORTH GWINNETT HS

	MIN	PTS	REB	AST	FG%	3FG%	FT%
23-24	17.5	9.0	3.5	0.5	.500	1.000	.625
Career	9.9	3.5	2.2	0.3	.583	.400	.647

Season Highs: PTS (12), REB (5), FG (5), 3FG (1), FT (4), AST (1), STL (1), BLK (1)

- » Season-high 10 points and six rebounds vs. Virginia Tech (Jan. 4).
- » Rated as a three-star prospects by 247Sports (#130) and Rivals (#135).
- » Godfrey averaged 16.0 points, 9.0 rebounds, 4.0 assists and 3.0 blocks per game last season. He is the rated the No. 5 player in the state of Georgia.
- » His father, Randall Godfrey, is an 11-year NFL veteran who played linebacker for the Dallas Cowboys, Tennessee Titans, Seattle Seahawks, San Diego Chargers and the Washington Commanders.
- » Godfrey chose Clemson over Ole Miss, Texas Tech, Georgia Tech, Utah and Georgia.

11

**JOSEPH GIRARD III**

GR. • G • 6-2 • 189 • GLENS FALLS, N.Y./GLENS FALLS/SYRACUSE

	MIN	PTS	REB	AST	FG%	3FG%	FT%
23-24	26.0	4.5	2.0	3.0	.222	.286	.750
Career	32.4	13.1	2.9	3.5	.376	.362	.861

Season Highs: PTS (6), REB (2), FG (1), 3FG (1), FT (3), AST (4), STL (1)

- » Offseason transfer from ACC foe Syracuse.
- » Scored 1,652 points in four seasons at Syracuse with 360 rebounds, 445 assists and 165 steals.
- » Played in 125 games for the Orange, including 123 starts.
- » The top returning scorer in the ACC during league play from last year (17.8 points per game).

12

**ALEX HEMENWAY**

GR. • G • 6-4 • 192 • NEWBURGH, IND./CASTLE HS

	MIN	PTS	REB	AST	FG%	3FG%	FT%
23-24	19.1	4.5	1.0	2.0	.429	.429	.000
Career	16.6	5.3	1.3	0.6	.449	.430	.776

Season Highs: PTS (9), FG (3), 3FG (3), AST (3), BLK (1)

- » As it stands, he ranks fifth all-time in 3-point percentage in school history (43.0%).
- » 15 points and career-high 3 assists in win over Penn State (Nov. 29).
- » Finished 5-for-5 from the field and 3-for-3 from three against Loyola Maryland (Nov. 21).
- » Career-high 18 points (7-9 FG, 4-6 3FG) in 81-70 win over USC Upstate (Nov. 15).
- » Chose Clemson over Nebraska, Creighton, DePaul and Belmont.
- » Father, Todd, played high school soccer in Indiana with Head Coach Brad Brownell.

15

**ASA THOMAS (ACE-UH)**

FR. • F • 6-7 • 185 • LAKE FOREST, ILL./LAKE FOREST HS

	MIN	PTS	REB	AST	FG%	3FG%	FT%
23-24							
Career	--	--	--	--	--	--	--

Season Highs:

- » Rated a three-star prospect, according to 247Sports and Rivals. Ranked as the eighth-best player in the 2023 class from the state of Illinois.
- » Scored 1,130 career points at Lake Forest High School, averaging over 17.0 points per game as a senior.
- » Led the Illinois Wolves (AAU) on the UAA circuit, averaging 15.1 points per game. He was recognized by Synergy Sports as the most offensively efficient player on the UAA 17U circuit.
- » Chose Clemson over Illinois, Iowa, Wisconsin, Virginia Tech, Marquette and DePaul.

21

**CHAUNCEY WIGGINS**


SO. • F • 6-10.5 • 210 • GRAYSON, GA./GRAYSON HS

	MIN	PTS	REB	AST	FG%	3FG%	FT%
23-24	17.8	3.0	4.0	0.5	.250	.333	.250
Career	9.5	2.4	1.1	0.4	.419	.395	.429

Season Highs: PTS (4), REB (6), FG (1), 3FG (1), FT (1), AST (1), BLK (1)

- » Season-high 12 points (5-7 FG, 2-3 3FG) vs. Georgia Tech; Season-high five made field goals.
- » Rated a three-star prospect, according to 247Sports and Rivals.
- » Wiggins averaged 12.1 points, 6.6 rebounds, 2.3 assists, 1.2 steals and 1.8 blocks per game last season for Grayson. He was high school teammates with current Tiger Ian Schieffelin (Loganville, Ga./Grayson). Wiggins is ranked as the fourth-best player in the 2022 class from the state of Georgia and is a Top 150 player according to 247Sports.
- » Wiggins chose Clemson over NC State, Georgia, South Florida and Maryland.

24

**PJ HALL**


SR. • C • 6-10.5 • 238 • SPARTANBURG, S.C./DORMAN HS

	MIN	PTS	REB	AST	FG%	3FG%	FT%
23-24	27.5	23.5	7.0	2.0	.576	.400	.714
Career	22.1	12.7	4.8	1.0	.515	.339	.779

Season Highs: PTS (27), REB (9), FG (11), 3FG (2), FT (3), AST (2), STL (2), BLK (3)

- » 1,000 career points achieved vs. Notre Dame (March 4).
- » Tied career-high of 28 points (12-21 FG) at Louisville (Feb. 18).
- » Had 25 consecutive double-figure scoring games; Three double-doubles last year.
- » Career-high 28 points vs. FSU. Made career-high 12 free throws (12-13) vs. FSU; Set new career-high of 13 rebounds with career-best six offensive rebounds against Drake.
- » 2020 No. 1 prospect in the state of South Carolina; ESPN ranked Hall No. 48 in its Top 100.
- » Highest rated prospect of the Brownell Era and fourth all-time at Clemson (247Sports).
- » Chose Clemson over Virginia Tech, Florida, Tennessee, Georgia Tech and South Carolina.

33

**BAS LEYTE (BOZ, LIGHT-UH)**

GR. • F • 6-10.5 • 225 • BERGEN OF ZOOM, NETHERLANDS/NEW HAMPTON HS/UNCG

	MIN	PTS	REB	AST	FG%	3FG%	FT%
23-24	8.1	1.0	2.0	1.0	1.000	.000	.000
Career	16.2	5.2	3.4	0.7	.503	.187	.673

Season Highs: PTS (2), FG (1), REB (3), AST (2), STL (1)

- » Offseason graduate transfer from Southern Conference member UNC Greensboro.
- » Will serve as primary backup to starting center PJ Hall.
- » Played in all 32 games last season and made 30 starts.
- » Averaged 7.6 points and 3.4 rebounds per game last year for UNCG.
- » Had 13 double-figure scoring games, and scored a season high 16 points against Chattanooga on Feb. 18, 2023. Recorded season-high 10 rebounds against Marshall on Dec. 13, 2022.

**ANDREW LATIFF**


SR. • G • 6-5 • 184

CLEMSON, S.C.

DANIEL HS

- » Promoted undergraduate manager
- » Team captain and two-year starter in high school

13

**MATT KELLY**

JR. • G • 6-2 • 175

CHARLESTON, S.C.

PORTER-GAUD HS

- » First career points on a layup at North Carolina (Feb. 11, 2023).
- » First year in the program.

20

**DANIEL NAUSEEF**

JR. • F • 6-7 • 210

DAYTON, OHIO

CHAMINADE JULIENNE CATHOLIC

- » First career points vs. Richmond (Dec. 17, 2022).
- » Promoted undergraduate manager

32

ROSTER

NUMERICAL

No	Name	Pos	Hgt	Wgt	Year	Hometown	Previous School	Pronunciation/Notes
0	Josh Beadle	G	6-3.5	180	RSo.	Columbia, S.C.	Cardinal Newman HS	
1	Chase Hunter	G	6-4.5	200	RSr.	Atlanta, Ga.	Westlake HS	
2	Dillon Hunter	G	6-3.5	187	So.	Atlanta, Ga.	Westlake HS	
3	Jake Heidbreder	G	6-5.5	180	Jr.	Floyds Knobs, Ind.	Floyd Knobs HS/Air Force	HIDE-breeder
4	Ian Schieffelin	F	6-8	238	Jr.	Loganville, Ga.	Grayson HS	CHEF-lynn
5	Jack Clark	F	6-10	207	Gr.	Cheltenham, Pa.	Cheltenham/NC State	
10	RJ Godfrey	F	6-8	228	So.	Suwanee, Ga.	North Gwinnett HS	
11	Joseph Girard III	G	6-2	189	Gr.	Glens Falls, N.Y.	Glens Falls HS/Syracuse	
12	Alex Hemenway	G	6-4	192	Gr.	Newburgh, Ind.	Castle HS	
13	Andrew Latiff	G	6-5	184	Sr.	Clemson, S.C.	Daniel HS	LUH-tiff
15	Asa Thomas	F	6-7	185	Fr.	Lake Forest, Ill.	Lake Forest HS	ACE-uh
20	Matt Kelly	G	6-2	175	Jr.	Charleston, S.C.	Porter-Gaud HS	
21	Chauncey Wiggins	F	6-10.5	210	So.	Grayson, Ga.	Grayson HS	
24	PJ Hall	F	6-10.5	238	Sr.	Spartanburg, S.C.	Dorman HS	
32	Daniel Nauseef	F	6-7	210	Jr.	Dayton, Ohio	Chaminade Julianne Catholic	NAW-seef
33	Bas Leyte	F	6-10.5	225	Gr.	Bergen op Zoom, Netherlands	New Hampton HS/UNCG	BOZ, LIGHT-uh

Head Coach: Brad Brownell

Associate Head Coach: Billy Donlon

Assistant Coaches: Sean Dixon and Dick Bender

Director of Basketball Operations: Andy Assaley

Director of Recruiting: Lucas McKay

Special Assistant to the Head Coach: Jeff Reynolds

Director of Strength & Conditioning: Preston Greene

Director of Player Development: Terrell McIntyre

Sports Medicine: Brad Crowe

Video Coordinator: Aaron Stevens

Nutritionist: Michelle Sweeney

Graduate Manager: Joel Dance and AJ Morris

Undergraduate Managers: Tyler Pepicelli, Conner Pederson, Luke Ferrell, Sebastian Miller, Luke Ciprich, Hayden Johnson, Robert Liollo, Cameron White, Jameson Browne, Ryan Gormley, Farrakhan Jones-James, Will Buchert, Carter Berry



#0 JOSH BEADLE
G • 6-3.5 • 180 • RFr.
Columbia, S.C.



#1 CHASE HUNTER
G • 6-4.5 • 200 • RSr.
Atlanta, Ga.



#2 DILLON HUNTER
G • 6-3.5 • 187 • So.
Atlanta, Ga.



#3 JAKE HEIDBREDER
G • 6-5.5 • 180 • Jr.
Floyds Knobs, Ind.



#4 IAN SCHIEFFELIN
F • 6-8 • 238 • Jr.
Loganville, Ga.



#5 JACK CLARK
F • 6-10 • 207 • Gr.
Cheltenham, Pa.



#10 RJ GODFREY
F • 6-8 • 228 • So.
Suwanee, Ga.



#11 JOSEPH GIRARD III
G • 6-2 • 189 • Gr.
Glens Falls, N.Y.



#12 ALEX HEMENWAY
G • 6-4 • 192 • Gr.
Newburgh, Ind.



#13 ANDREW LATIFF
G • 6-5 • 184 • Sr.
Clemson, S.C.



#15 ASA THOMAS
F • 6-7 • 185 • Fr.
Lake Forest, Ill.



#20 MATT KELLY
G • 6-2 • 175 • Jr.
Charleston, S.C.



#21 CHAUNCEY WIGGINS
F • 6-10.5 • 210 • So.
Grayson, Ga.



#24 PJ HALL
C • 6-10.5 • 238 • Sr.
Spartanburg, S.C.



#32 DANIEL NAUSEEF
F • 6-7 • 210 • Jr.
Dayton, Ohio



#33 BAS LEYTE
F • 6-10.5 • 225 • Gr.
Beren op Zoom, Netherlands



BRAD BROWNELL
Head Coach
14th Season



BILLY DONLON
Associate Head Coach
2nd Season



SEAN DIXON
Assistant Coach
2nd Season




DICK BENDER
Assistant Coach
12th Season*



ANDY ASSALEY
Operations
2nd Season



LUCAS MCKAY
Recruiting
11th Season*



PRESTON GREENE
Strength and Conditioning
3rd Season*



TERRELL MCINTYRE
Player Development
7th Season



BRAD CROWE
Sports Medicine
8th Season



AARON STEVENS
Video Coordinator
2nd Season



MICHELLE SWEENEY
Nutrition
3rd Season



JOEL DANCE
Graduate Manager
1st Season



AJ MORRIS
Graduate Manager
2nd Season

* — denotes multiple stints served on full-time staff for Clemson Basketball

HEAD COACH BRAD BROWNELL



(Clicking on Coach Brownell's headshot will take you to his online bio)

CAREER RECORDS

Overall Record: 410-262
Conference Games (regular season career): 218-158
Non-Conference Games (at Clemson): 118-47
ACC Tournament: 7-12
NCAA Tournament (career): 3-6
Overtime Games (at Clemson): 14-8
NIT (career): 4-4

CAREER RECORDS (ACC PLAY)

Overall Record (Regular Season): 117-117
Overall Record (inc. postseason): 124-129
ACC Tournament: 6-11

ALL-TIME WINNINGEST COACHES

1.	Brad Brownell (2010-present)	243-177
2.	Cliff Ellis (1985-94)	177-128
3.	Bill Foster (1975-84)	156-106
4.	Oliver Purnell (2003-10)	138-88
5.	Joe Davis (1932-40)	101-86

CAREER COACHING RECORDS

Season Victories: 25
Cliff Ellis, 1986-87
Oliver Purnell, 2006-07
Brad Brownell, 2017-18

Home Victories
161, Brad Brownell (161-53), 2010-23

ACC Season Victories
14, Brad Brownell, 2022-23

ACC Home Victories
9, Brad Brownell, 2022-23

ACC Regular Season Career Victories
117, Brad Brownell (117-117), 2010-23

Overall Wins vs. ACC Teams
124, Brad Brownell (124-129), 2010-23

Overall Winning Percentage
vs. ACC Teams: .490, Brad Brownell (124-129), 2010-23

Overall ACC Home Winning Percentage
.686, Brad Brownell (81-37), 2010-23

ABOUT BRAD BROWNELL

Born November 15, 1968
Hometown Evansville, Indiana
High School Harrison High School
Degree DePauw University (1991); history
Master's University of Indianapolis (1994); history

FAMILY

Wife Paula
Daughter Abby
Daughter Kate

COACHING EXPERIENCE

Years	School, Position
1991-92	Evansville, graduate assistant
1992-94	Indianapolis, assistant coach
1994-2002	UNC Wilmington, assistant coach
2002-06	UNC Wilmington, head coach
2006-10	Wright State, head coach
2010-pres.	Clemson, head coach

PLAYING EXPERIENCE

Years	
1988-91	DePauw University (Ranks seventh in school history in career assists - 332; 15th in steals - 102; 17th in free throw percentage - .782)
1989-90 Season	.899 free throw percentage; 132 assists, 47 steals (all top 10 single season; 2nd in FT, 10th in AST, 9th in STL)

COACHING HONORS

2003	Colonial Athletic Association Coach of the Year
2006	Colonial Athletic Association Coach of the Year
2008	Horizon League Coach of the Year
2018	Sports Illustrated College Basketball Coach of the Year

COACHING TREE

Zavier Anderson (Assistant coach at Florida International)
Nick Bowman (Assistant coach at New Orleans)
Matt Bucklin (Assistant coach at James Madison)
Tee Butters (Assistant coach at Arkansas State)
Kylen Butler (Assistant coach at Eastern Illinois)
Mark Byington (Head coach at James Madison)
Austin Claunich (Assistant coach at Alabama)
Aaron Coombs (Head coach at Georgia Southwestern State)
Billy Donlon (Associate head coach at Clemson)
Jimmy Garrity (Head women's coach at Wofford)
Earl Grant (Head coach at Boston College)
Marty McGillan (Assistant coach at Longwood)
Riley McGillan (Assistant coach at Lenoir-Rhyne)
Lucas McKay (Director of recruiting at Clemson)
Rick Ray (Assistant coach at Colorado)
Richie Riley (Head coach at South Alabama)
Tanner Smith (Assistant coach at Appalachian State)
Aaron Stevens (Video coordinator at Clemson)

NBA DRAFT PICKS UNDER BROWNELL

2014	KJ McDaniels, 32nd to Philadelphia
2017	Jaron Blossomgame, 59th to San Antonio
2023	Hunter Tyson, 37th to Denver

BROWNELL'S YEAR-BY-YEAR HEAD COACHING RECORD

YEAR	SCHOOL	OVERALL	.PCT	CONF.	POSTSEASON
2002-03	UNC Wilmington	24-7	.744	15-3	NCAA, 1st round
2003-04	UNC Wilmington	15-15	.500	9-9	
2004-05	UNC Wilmington	19-10	.655	13-5	
2005-06	UNC Wilmington	25-8	.758	15-3	NCAA, 1st round
2006-07	Wright State	23-10	.697	13-3	NCAA, 1st round
2007-08	Wright State	21-10	.677	12-6	
2008-09	Wright State	20-13	.606	12-6	
2009-10	Wright State	20-12	.625	12-6	
2010-11	Clemson	22-12	.647	9-7	NCAA, 2nd round
2011-12	Clemson	16-15	.516	8-8	
2012-13	Clemson	13-18	.419	5-13	
2013-14	Clemson	23-13	.639	10-8	NIT, Semifinals
2014-15	Clemson	16-15	.516	8-10	
2015-16	Clemson	17-14	.548	10-8	
2016-17	Clemson	17-16	.515	6-12	NIT, 1st Round
2017-18	Clemson	25-10	.714	11-7	NCAA, Sweet 16
2018-19	Clemson	20-14	.588	9-9	NIT, 2nd Round
2019-20	Clemson	16-15	.516	9-11	No Postseason Due to COVID-19
2020-21	Clemson	16-8	.667	10-6	NCAA, 1st Round
2021-22	Clemson	17-16	.515	8-12	
2022-23	Clemson	23-11	.676	14-6	NIT, 1st Round
2023-24	Clemson	2-0	1.000		

HEAD COACHING SUMMARY

at UNC Wilmington	83-40	.675	52-20
at Wright State	84-45	.651	49-21
at Clemson	243-177	.579	117-117
TOTALS	410-262	.610	218-158

NOTE: Conference record is regular season only.



TEAM NOTES

CLEMSONGRIT

Program Definition: Passion and perseverance toward a long-term goal.

Culture of Commitment: Attitude, Energy and Effort.

» Instituted in 2016-17, the program embodies a workman-like culture and blue collar work ethic.

"Grit, passion and perseverance toward a long-term goal and that can be applied to many things. It's not just about a season. It might be a college career. It might be a professional career. It might be graduating from college. It can pertain to just about anything. You need to have tremendous passion for something in your life if you want to be successful." - Head Coach Brad Brownell

SERIES HISTORY VS. DAVIDSON

- Tonight marks the 44th all-time matchup between both programs in history. Clemson leads 25-18 in the series, 6-2 on neutral floor and 2-0 against the Wildcats under Head Coach Brad Brownell.
- Thirty of the matchups between Clemson and Davidson occurred between 1917 and 1953. During that time, both teams overlapped as full fledged members of the Southern Conference.
- Clemson joined the ACC beginning in 1953-54, but of the 14 games in just the last 70 years, including tonight, eight have come or will come on a neutral floor.
- Clemson and Davidson last matched up in the Tire Pros Invitational in Orlando, Fla. on Nov. 17, 2016. The Tigers won 95-78 and were led by five starters in double-figures, including Avry Holmes' 22-point outing. Jaron Blossomgame (17), Gabe DeVoe (16), Donte Grantham (12) and Sidy Djitte (12) rounded out the double-digit scorers.

CLEMSON VS. DAVIDSON (25-18)

Year	Rank	Site	W/L	CU	Opp
1917-18		A	L	24	36
1919-20		A	W	28	25
1921-22		H	L	16	32
1922-23		H	W	25	18
1925-26		A	W	32	30
1925-26		A	W	32	30
1927-28		H	W	35	24
1937-38		H	W	39	29
1937-38		A	W	35	34
1938-39		N	W	49	33
1942-43		A	L	31	53
1942-43		H	L	32	49
1943-44		A	L	40	42
1944-45		H	L	31	34
1945-46		H	L	33	44
1945-46		A	W	53	49
1946-47		A	W	57	53
1946-47		A	L	48	86
1947-48		H	L	43	60
1947-48		A	L	52	85
1948-49		A	L	55	65
1948-49		H	L	52	54
1949-50		H	W	^^88	82
1949-50		A	L	65	77
1950-51		H	W	74	62
1950-51		A	L	55	56
1951-52		H	W	67	49
1951-52		A	W	71	69
1952-53		A	W	64	59
1952-53		H	W	72	58
1953-54		H	W	81	69
1956-57		N	W	75	67
1959-60		H	W	74	70
1959-60		N	W	^66	60
1960-61		H	W	74	63
1961-62		A	L	55	61
1971-72		N	L	65	76
1972-73		N	L	59	65
1975-76		N	W	72	54
1992-93		H	W	93	77
1993-94		A	L	79	82
2013-14		N	W	85	54
2016-17		N	W	95	78

REGULAR SEASON TOURNAMENTS UNDER BROWNELL

- Since the 2010-11 season, Clemson is 20-16 in regular season tournaments, including wins over Mississippi State and Purdue in the 2020 Space Coast Challenge to clinch the tournament

championship.

- The last time Clemson won a regular season tournament prior to the 2020 Space Coast Challenge was the 2008 Charleston Classic.

CLEMSON REGULAR SEASON TOURNAMENT CHAMPIONSHIPS

- The Tigers have won 28 regular season championships in history.

CLEMSON REGULAR SEASON TOURNAMENT CHAMPIONSHIPS

Year	Tournament	Site	Victories
1955-56	Gator Bowl	Jacksonville, Fla.	LSU, South Carolina
1965-66	Poinsettia Classic	Greenville, S.C.	Ole Miss, Manhattan
1966-67	Poinsettia Classic	Greenville, S.C.	LSU, Furman
1971-72	Poinsettia Classic	Greenville, S.C.	Holy Cross, Auburn
1973-74	IPTAY Invitational	Clemson, S.C.	Auburn, St. John's
1973-74	Poinsettia Classic	Greenville, S.C.	Delaware, Furman
1975-76	Charlotte Invite	Charlotte, N.C.	BC, Davidson
1976-77	IPTAY Invite	Clemson, S.C.	Yale, Florida State
1977-78	IPTAY Invite	Clemson, S.C.	TCU, Rhode Island
1977-78	Charleston Invite	Charleston, S.C.	Catholic, Canisius
1978-79	IPTAY Invite	Clemson, S.C.	Brown, Kent State
1978-79	Sun Bowl	El Paso, Texas	UTEP, Texas Tech
1979-80	IPTAY Invite	Clemson, S.C.	Siena, MTSU
1980-81	IPTAY Invite	Clemson, S.C.	Cornell, Fairfield
1980-81	Rainbow Classic	Honolulu, Hawaii	La. Tech, Indiana, Hawaii
1981-82	IPTAY Invite	Clemson, S.C.	Bowling Green, Stetson
1983-84	IPTAY Invite	Clemson, S.C.	Marquette, Furman
1984-85	IPTAY Invite	Clemson, S.C.	Campbell, South Fla.
1984-85	Music City Invite	Nashville, Tenn.	UMass, Vandy
1985-86	IPTAY Invite	Clemson, S.C.	ETSU, South Fla.
1986-87	IPTAY Invite	Clemson, S.C.	Georgia St., Boston U.
1986-87	TCBY Invite	Little Rock, Ark.	Delaware St., UALR
1986-87	Hawaii Pacific Inv.	Honolulu, Hawaii	Fordham, Hawaii, Pacific
1990-91	FIU Invite	Miami, Fla.	Coppin St., Fla. Atlantic
2005-06	San Juan Shootout	San Juan, P.R.	PR-Mayaguez, Holy Cross, Akron
2006-07	Cox Comm. Classic	Norfolk, Va.	A-State, Monmouth
2008-09	Charleston Classic	Charleston, S.C.	Hofstra, TCU, Temple
2020-21	Space Coast	Melbourne, Fla.	Miss. St., Purdue

SEASON OPENING DOMINANCE

- With a win Winthrop on Nov. 6, 2023, Clemson has won 38-out-of-39 games (38-1) to open a season, which dates back to the 1985-86 season.
- Head coach Brad Brownell is 13-1 in season openers at Clemson.

CLEMSON BOASTS EXPERIENCED ROSTER HEADING INTO 2023-24

- Per StatsPerform research, Clemson boasts the third-most points per game (2022-23 season) on its roster heading into the 2023-24 campaign.
- Clemson returns 52.1 points per game and added 48.0 points per game from its transfer portal class (four).
- The 100.1 points per game is third behind TCU (103.7) and Arkansas 103.3).

HIGHEST TEAM PPG BY PLAYERS ON 2023-24 ROSTERS (PPG TOALED FROM 2022-23 SEASON)

Rank	Team	PPG
1.	TCU	103.7
2.	Arkansas	103.3
3.	Clemson	100.1
4.	Loyola Chicago	98.5
5.	New Mexico	95.5

- In terms of career points scored, Clemson also ranks highly across the country.
- Clemson's roster totals 6,848 collegiate points scored across all players' careers. That ranks as the fourth-best roster nationally.

HIGHEST TEAM TOTAL POINTS ON 2023-24 ROSTERS (PPG TOALED FROM PLAYERS CAREER)

Rank	Team	Points
1.	TCU	8499
2.	Arkansas	7026
3.	St. Bonaventure	6969
4.	Clemson	6848
5.	New Mexico	6660

CLEMSON POSSESSES TOP TIER SCORING DUO

- Per StatsPerform research, Clemson, with the return of PJ Hall and the addition of Joseph Girard III, return the top two scorers in ACC play from last season.

QUICK FACTS - CLEMSON

Nickname	Tigers
Location	Clemson, S.C. 29633
Colors	Tiger Orange and Regalia
Founded	1889
Enrollment	27,341
President	Dr. James P. Clements (Maryland-Baltimore County '86)
Director of Athletics	Graham Neff (Georgia Tech '06)
Conference	Atlantic Coast Conference
Facility (Capacity)	Littlejohn Coliseum (9,000)
Year Opened	1968 (Renovated 2015-16)
Record at Facility	595-211
Record Crowd	13,863 (Jan. 9, 1980 vs. Duke)
Head Coach	Brad Brownell (DePauw '91)
Years as full-time college coach (inc. GA)	33
Winning seasons (HC & Asst. & GA)	27
Record as a head coach	410-262
Record at Clemson	243-177
First Year of Basketball	1911-12
Seasons of Basketball	112
Overall Record	1403-1357-1

- Girard III averaged 17.8 points per game in league play, while Hall averaged 17.6 in ACC action. When you factor in Chase Hunter, the trio stands at nearly 50.0 points per game (48.6).
- Overall in 2022-23, the duo combined for 31.7 points per game (Hall - 15.3; Girard III - 16.4).
- When you factor in Chase Hunter, the Tigers boast a trio of 45.5 points per game in all games last season.
- Clemson returns a highly effective duo in both PJ Hall and Chase Hunter. With the addition of Joseph Girard III, Clemson boasts the second-highest points per game from a trio in league play in the ACC and t-13th-most in the entire country in Power 6 conferences.

HIGHEST TRIO CONFERENCE PPG ON 2023-24 ROSTERS (POWER 6)

Rank	Team	PPG
1.	St. John's (Dingle/Ledlum/Soriano)	56.9
2.	Alabama (Nelson/Estrada/Wrightsell)	56.2
3.	Washington (Calmese/Brooks Jr./Wood)	55.3
4.	New Mexico (Mashburn Jr./House/Muschila)	53.5
5.	Xavier (Olivari/Freemantle/McKnight)	52.6
6.	TCU (Nelson Jr./Tennysen/Miller)	51.8
7.	LSU (Cook/Stewart/Baker)	50.9
8.	North Carolina (Wojcik/Davis/Bacot)	49.2
9.	Oklahoma (Klanjscek/Darthard/McCollum)	49.2
10.	Kansas (Timberlake/Dickinson/Adams Jr.)	49.2
11.	Memphis (Brown/Walton/Mills)	48.9
12.	Providence (Oduro/Hopkins/Carter)	48.7
13.	Tennessee (Knecht/Gainey/Vescovi)	48.6
	Clemson (Girard III/Hall/Hunter)	48.6

HIGHEST RETURNING TRIO CONFERENCE PPG ON 2023-24 ROSTERS (ACC)

Rank	Team	PPG
1.	North Carolina (Wojcik/Davis/Bacot)	49.2
2.	Clemson (Girard III/Hall/Hunter)	48.6

CLEMSON RANKS SIXTH IN ACC IN WINS OVER LAST SIX SEASONS

- Head Coach Brad Brownell has led the Tigers to the sixth-most overall wins amongst ACC teams since 2017-18.
- The Tigers have won 61 games in the league, which ranks fifth in that same time frame.

MOST WINS SINCE 2017-18 (AS OF 11/10/23; ORDERED BY ACC WINS)

Rk	Team	2023-24	ACC	Overall	ACC
1.	Virginia	2-0	0-0	154-42	88-25
2.	Duke	1-1	0-0	159-48	79-33
3.	North Carolina	1-0	0-0	137-71	69-43
4.	Florida State	1-0	0-0	123-69	66-45
5.	Clemson	2-0	0-0	119-74	61-51
6.	Virginia Tech	1-1	0-0	122-73	57-52
7.	Syracuse	2-0	0-0	114-83	56-56
8.	Miami	2-0	0-0	118-81	56-59
9.	NC State	2-0	0-0	115-78	55-58
10.	Louisville	1-1	0-0	97-90	50-59
11.	Notre Dame	1-0	0-0	102-93	46-68
12.	Georgia Tech	2-0	0-0	90-98	44-68
13.	Wake Forest	1-1	0-0	86-99	40-74
14.	Boston College	2-0	0-0	80-105	36-73
15.	Pittsburgh	2-0	0-0	85-106	35-78

CLEMSON HAS OVERCOME HALFTIME DEFICIT 22 TIMES

TEAM NOTES

SINCE 2019-20

- Clemson overcame its first halftime deficit of the year and managed to come back and win the game over UAB (11/10).
- The Tigers trailed by three at the break and by a game-high nine points with 7:01 remaining before a 14-0 run put the Tigers in position to win. Clemson would close it out 77-76 on late free throws by Chase Hunter.
- Seven times in 2022-23, the Tigers overcame a halftime deficit to win. Six occurred in ACC play.
- Clemson trailed Florida State by just one at 34-33 at half and would score 49 second-half points to win 82-81.
- The Tigers trailed Virginia Tech 31-26 at the break, and would win a low-scoring second half on a last second 3-pointer by Hunter Tyson.
- Clemson trailed No. 24 Duke 34-30 at the break, but would outscore the Blue Devils 42-30 in the second stanza to win by eight.
- For the second consecutive road contest, the Tigers overcame a halftime deficit to win. This time the Tigers trailed 40-38 at the break and beat Pittsburgh 75-74.
- On the road, Clemson overcame a three-point deficit at Virginia Tech to rally in the second half and win 68-65.
- For the second consecutive game in 2022-23, Clemson overcame a halftime deficit to win. This time in the ACC opener against Wake Forest.
- It was the just the third time in program history the Tigers have overcome a halftime deficit of six or more in consecutive games to win.
- It marked just the fifth time in program history that the Tigers have won a game by at least 20 points after trailing at the half.
- It's only the second time in an ACC contest. The other time was also against Wake Forest on Feb. 7, 1998 – a 71-46 victory.
- The Tigers overcame a 35-29 halftime deficit on Nov. 29 against Penn State.
- Clemson played Penn State into two overtimes, eventually prevailing 101-94 to secure in a win in the last ACC/Big Ten Challenge game of the storied 23-year history.

OVERCOMING HALFTIME DEFICITS (2019-20 to Present)

Date	Site	Half	Opponent	Half Margin	Final
11-10-23	N	39-42	UAB	-3	77-76
1-28-23	A	33-34	Florida State	-1	82-81
1-21-23	H	26-33	Virginia Tech	-5	26-31
1-14-23	H	30-34	Duke	-4	72-64
1-7-23	A	38-40	Pittsburgh	-2	75-74
1-4-23	A	29-32	Virginia Tech	-3	68-65
12-2-22	H	26-33	Wake Forest	-7	77-57
11-29-22	H	29-35	Penn State	-6	101-94 (2OT)
3-5-22	H	30-33	Virginia Tech	-3	63-59
3-2-22	H	27-33	Georgia Tech	-6	68-65
11-9-21	H	24-32	Presbyterian	-8	64-53
2-12-21	H	26-30	Georgia Tech	-4	74-72
1-27-21	H	21-22	Louisville	-1	54-50
1-5-21	H	32-39	NC State	-7	74-70 (OT)
1-2-21	A	32-34	Miami (Fla.)	-2	66-65
12-29-20	H	29-34	Florida State	-5	77-67
3-11-20	N	21-23	Miami (Fla.)	-2	69-64
2-29-20	H	32-39	Florida State	-7	70-69
1-28-20	H	33-35	Syracuse	-2	71-70
1-21-20	H	31-37	Wake Forest	-6	71-68
1-11-20	A	29-39	North Carolina	-10	79-76 (OT)
11-24-19	N	23-25	TCU	-2	62-60 (OT)

OVERCOMING HALFTIME DEFICITS AND WIN BY 20 OR MORE

Date	Site	Half	Opponent	Half Margin	Final
12-2-22	H	26-33	Wake Forest	-7	77-57
11-19-15	H	31-33	Texas Southern	-2	76-56
2-7-98	H	28-29	Wake Forest	-1	71-46
2-5-83	H	32-35	Baptist	-3	81-60
2-3-77	H	32-33	Cleveland State	-1	77-55

CLEMSON TEAM ACCOMPLISHMENTS IN 2022-23

- Set school record for conference wins in a season with 14. Previous record was 11-4 in 1951-52 and 11-7 in 2017-18.
- Clemson won eight ACC games by at least 10 points and five by at least 20 points. They were the most 10 point and 20 point conference wins among league schools.
- Clemson has four quad one wins, tied for second most in the ACC behind Miami's 6.
- Third team in Clemson history to win 70 percent of its league games joining 10-4 teams of 1986-87 and 1989-90.
- Tied school record for ACC road wins in a season with five. Tied record of five (5-2) set by the 1986-87 Clemson team that was led by Horace Grant.
- Team won consecutive games on the road against ACC teams at Virginia Tech and Pitt, a first for the program since 1996-97. Both were Quad 1 wins.

- Won first seven ACC games of the season, longest streak to open a league season in school history. Previous best start was 5-0 start in 1996-97.
- Won first seven ACC games to tie school record for consecutive league games at any point in the same regular season.
- Won 11 straight ACC games over two years (last four of 2021-22 and first seven this year), all-time Clemson record for consecutive wins over ACC teams by four (won 7 in 1966-67).
- Team posted 7-2 record in month of January, most wins in January since Jan. 1990.
- Clemson was picked to finish 11th in the ACC preseason media poll and finished tied for third. Won tie breaker to get No. 3 seed, just second time since 1990 the program has been seeded in top three. It was ninth time in 13 years under Brad Brownell Clemson finished higher than its prediction in preseason ACC media poll.
- Clemson's four season series ACC sweeps are second most in school history behind the five sweeps by the 1986-87 team.
- Clemson has overcome a halftime deficit to gain victory seven times this year, a school record for one season. Six of the seven victories have come in ACC games.
- Clemson finished higher in the ACC standings than North Carolina for only the fifth time in history. Clemson also finished higher in the ACC standings than Duke (in terms of seeding), just the second time Clemson has finished higher than both of those schools in the same year (1989-90 is the other).
- Clemson defeated Syracuse 91-73 and NC State 96-71 in the last week of February. It marked the first time since the 1975-76 season (Feb. 21, 25) that Clemson won consecutive ACC games by scoring at least 90 points.
- Clemson's Feb. 25 win over NC State by 25 points was the fourth largest margin of victory in an ACC road game in school history. It was Clemson's largest margin of victory over NC State since 1940.
- Clemson's 40-point win over Florida State was the school's largest victory margin in an ACC game in history, by six points.
- Clemson team was ranked in the top 25 of the AP poll the last three polls in January, 19th on Jan. 16, 24th on Jan. 23 and 20th on Jan. 30th.

CLEMSON'S BEST ACC WINNING PERCENTAGES

Year	Record	Percentage
1989-90	10-4	.714
1986-87	10-4	.714
2022-23	14-6	.700
1976-77	8-4	.667
1974-75	8-4	.667
1966-67	9-5	.643
2021-22	10-6	.625
2007-08	10-6	.625

CLEMSON CONSISTENTLY EXCEEDING PRESEASON EXPECTATIONS

- The Tigers were picked to finished fifth in the ACC this season, as voted on by selected media members.
- It's the highest the Tigers have been picked in the preseason media poll since the 2008-09 season. Clemson was also picked fifth that season.
- Last season, picked 11th in the preseason poll, the Tigers finished with a 14-6 mark, the most conference wins in program history, the Tigers finished eight spots ahead of their projected finish.
- Clemson has exceeded the preseason poll projection 10 times in Head Coach Brad Brownell's 13 full seasons leading the program.
- With a 10-6 record in 2020-21, Clemson finished the season in a tie for fifth place in the ACC standings entering games. The Tigers were picked 10th in the preseason vote by the Atlantic Coast Conference Media – a five-place improvement over the preseason prediction.
- Brad Brownell's team had the second-best standing relative to its preseason prediction. Only Virginia Tech was better, standing eight spots ahead of its preseason prediction. Virginia Tech was 11th in the preseason media poll and finished in third.
- Brownell's teams have finished equal to or better than its preseason prediction by the ACC media in nine-of-his-previous 12 years. That includes a 10-place improvement in 2017-18 when the Tigers were picked 13th in the preseason and finished third.
- That is the all-time record improvement in ACC history from the preseason to the postseason. That team also reached the Sweet 16 of the NCAA Tournament and Brownell was named the National College Coach of the Year by Sports Illustrated.

CLEMSON ACC STANDING RELATIVE TO PRESEASON RANKING UNDER HEAD COACH BRAD BROWNELL

Year	Preseason	Final Record	Rank	+/-
2023-24	5th	-	-	-
2022-23	11th	14-6	3rd	+8

BRAD BROWNELL VS. 2023-24 OPPONENTS

Opponent	at Clemson	Overall
Alabama	2-1	2-1
Boise State	0-0	0-0
Boston College	12-5	12-5
Davidson	2-0	2-0
Duke	4-13	4-13
Florida State	11-17	11-17
Georgia Tech	20-8	20-8
Louisville	5-6	5-6
Memphis	0-0	0-0
Miami (Fla.)	8-10	8-10
North Carolina	3-13	3-15
NC State	12-9	12-10
Notre Dame	3-8	3-8
Pittsburgh	10-2	10-2
Queens	0-0	0-0
Radford	1-0	1-0
South Carolina	6-6	6-6
Syracuse	6-6	6-6
TCU	1-0	1-0
UAB	2-0	2-0
Virginia	3-16	3-16
Virginia Tech	9-11	9-11
Wake Forest	15-3	15-4
Winthrop	2-1	2-1

CLEMSON VS. 2023-24 OPPONENTS

Opponent	Overall
Alabama	8-4
Alcorn State	0-0
Boise State	0-0
Boston College	20-9
Davidson	25-18
Duke	33-112
Florida State	37-46
Georgia Tech	76-67
Louisville	5-9
Memphis	0-0
Miami (Fla.)	16-16
North Carolina	23-135
NC State	58-105
Notre Dame	3-8
Pittsburgh	10-3
Queens	0-0
Radford	4-0
South Carolina	80-92
Syracuse	8-6
TCU	3-0
UAB	2-2
Virginia	54-81
Virginia Tech	19-23
Wake Forest	67-101
Winthrop	10-2

2021-22	11th	8-12	10th	+1
2020-21	10th	10-6	5th	+5
2019-20	11th	9-11	8th	+3
2018-19	6th	9-9	9th	-3
2017-18	13th	11-7	3rd	+10
2016-17	11th	6-12	12th	-1
2015-16	12th	10-8	7th	+5
2014-15	11th	8-10	9th	+2
2013-14	14th	10-8	6th	+8
2012-13	8th	5-13	11th	-3
2011-12	7th	8-8	7th	E
2010-11	7th	9-7	4th	+3

BOLD signifies years that Clemson finished at least even with preseason rank.

GAMES WITH AT LEAST 40.0 PERCENT 3-POINT SHOOTING

- Below is yearly rundown of games Clemson has shot at least 40 percent on three-point shots, total games played and Clemson's record when shooting at least 40 percent on threes.

Year	40% Games-Total Games	W-L
1986-87	18-31	16-2
1987-88	8-29	4-4



TEAM NOTES

LITTLEJOHN COLISEUM

First Game: Nov. 30, 1968 (Clemson 76, Georgia Tech 72)
Games: 806
Overall Record: 595-211 (.738)
Non-Conference: 362-44 (.892) | **ACC:** 234-167 (.584)
Brownell Era: 147-49 (.750) | **Non-Cont:** 73-12 (.859) | **ACC:** 74-35 (.679)
Total Attendance (Avg.): 6,505,932 (8,072)
Total Attendance (Avg. Minus COVID-19): 6,484,329 (8,167)
Most Wins / Season: 16 (2006-07; 2013-14)

LITTLEJOHN COLISEUM HOME RECORD

Year	Overall	Pct.	Attn.	Avg.
1968-69	4-7	.364	55,150	5,014
1969-70	6-5	.546	50,877	4,625
1970-71	8-4	.667	63,488	5,291
1971-72	6-4	.600	81,278	8,128
1972-73	9-2	.818	85,750	7,795
1973-74	9-4	.692	103,519	7,963
1974-75	11-1	.917	113,515	9,460
1975-76	8-5	.615	107,220	8,248
1976-77	13-2	.867	134,841	8,883
1977-78	10-5	.667	138,115	9,208
1978-79	13-3	.813	144,535	9,033
1979-80	15-0	1.000	130,900	8,727
1980-81	12-4	.750	145,792	9,112
1981-82	11-5	.688	139,731	8,733
1982-83	9-7	.563	131,063	8,191
1983-84	11-5	.688	129,600	8,100
1984-85	12-4	.750	130,136	8,134
1985-86	14-5	.737	144,699	7,616
1986-87	15-2	.882	142,274	7,328
1987-88	12-4	.750	117,250	7,328
1988-89	13-1	.929	114,123	8,151
1989-90	14-0	1.000	122,540	8,753
1990-91	9-7	.563	121,314	7,582
1991-92	12-4	.750	114,691	7,168
1992-93	11-5	.688	113,803	7,113
1993-94	11-4	.733	108,074	7,205
1994-95	11-5	.688	116,754	7,297
1995-96	14-2	.875	150,037	9,377
1996-97	12-3	.800	147,019	9,801
1997-98	11-3	.786	156,103	11,151
1998-99	12-3	.800	141,728	9,449
1999-00	7-9	.438	142,679	8,918
2000-01	9-7	.563	137,909	8,619
2001-02	8-8	.500	139,954	8,747
2002-03	5-4	.555	80,600	8,956
2003-04	10-6	.625	122,900	7,681
2004-05	10-5	.667	111,886	7,459
2005-06	12-4	.750	106,251	6,641
2006-07	16-4	.800	147,122	7,356
2007-08	14-2	.875	137,739	8,609
2008-09	13-3	.813	135,619	8,476
2009-10	14-2	.875	151,442	9,465
2010-11	15-2	.882	140,920	8,289
2011-12	11-5	.688	125,249	7,828
2012-13	8-7	.533	118,305	7,887
2013-14	16-3	.842	142,231	7,486
2014-15	11-6	.611	129,800	7,635
2015-16	Home games held in Greenville, S.C. due to renovation			
2016-17	11-6	.611	123,442	7,262
2017-18	15-1	.938	123,895	7,743
2018-19	14-5	.737	133,290	7,015
2019-20	11-6	.647	116,139	6,832
2020-21*	11-1	.912	21,613	1,801
2021-22	11-5	.688	106,578	6,662
2022-23	15-1	.938	108,098	6,757
2023-24	1-0	1.000	6,361	6,361

* - limited capacity due to COVID-19 regulations and protocols (1,876 max capacity).

Largest Crowds

Attendance	Date	W/L	Results
13,863	1-9-1980	W	Clemson 87, Duke 82 (OT)
13,136	2-28-1990	W	Clemson 97, Duke 93
12,632	1-29-1977	W	Clemson 93, UNC 73
12,611	1-7-1987	W	Clemson 73, NC State 69
12,267	1-19-1981	L	Virginia 74, Clemson 59
12,258	1-17-1981	L	Maryland 68, Clemson 62 (OT)
12,013	2-24-1990	W	Clemson 69, UNC 61
11,909	1-11-1978	L	Duke 107, Clemson 85
11,800	1-22-1975	W	Clemson 83, Maryland 82
11,800	2-22-1975	W	Clemson 92, NC State 70
11,800	1-24-1976	L	Virginia 69, Clemson 62
11,742	1-23-1988	W	Clemson 69, S. Carolina 65

Note: The arena was named for J.C. Littlejohn, a long-time Clemson University employee, for many years the school's business manager.

1988-89	10-30	8-2
1989-90	10-35	8-2
1990-91	8-28	4-4
1991-92	14-28	7-7
1992-93	10-30	8-2
1993-94	13-34	10-3
1994-95	11-28	7-4
1995-96	8-29	5-3
1996-97	6-33	6-0
1997-98	11-32	8-3
1998-99	9-35	4-5
1999-00	11-30	4-7
2000-01	7-31	2-5
2001-02	9-30	5-4
2002-03	9-28	6-3
2003-04	6-28	4-2
2004-05	7-32	5-2
2005-06	7-32	6-1
2006-07	11-36	8-3
2007-08	12-34	10-2
2008-09	11-32	9-2
2009-10	13-32	12-1

166-73

BROWNELL ERA

2010-11	10-34	6-4
2011-12	12-31	8-4
2012-13	9-31	9-0
2013-14	6-36	4-2
2014-15	3-31	3-0
2015-16	8-31	5-3
2016-17	10-33	7-3
2017-18	12-35	12-0
2018-19	8-34	6-2
2019-20	5-31	5-0
2020-21	9-24	6-3
2021-22	15-33	11-4
2022-23	12-33	11-1
2023-24	1-1	1-0

94-26

TOTAL **260-99 (.724)**

- Clemson is 94-26 under Brownell when the Tigers make at least 40.0 percent on 3-point shots.

TIGERS WON 15 IN A ROW AT LITTLEJOHN

- Clemson extended its home winning streak to 15 with a 72-51 win over Georgia Tech on Jan. 24.
- That 15-game home winning streak was the longest for the Clemson program since the Tigers had a 12-game home streak between Jan. 27, 2021 and Jan. 4, 2022. Virginia broke the streak with a 75-65 win over the Tigers on Jan. 4, 2022.
- Clemson last had a 15-game home streak between March 1, 2017 and Feb. 18, 2018. Duke broke the streak with a 66-57 win over the Tigers on Feb. 18, 2018.
- The longest home winning streak in Clemson history is a 29-gamer from Jan. 7, 1989 to December 15, 1991. Charlotte ended that 29-game streak with a 108-100 victory.
- Overall, the 15-game winning streak is now tied for sixth longest in school history.

CLEMSON'S LONGEST HOME WINNING STREAKS

Streak	First Win	Streak Ended	Length
1-7-89, Maryland, 75-58	12-15-91, Charlotte, 100-108	29	
2-21-79, Duke, 70-49	1-17-81, Maryland, 62-68 (OT)	24	
2-12-06, Maryland, 89-77	1-6-08, UNC, 88-90 (OT)	19	
1-12-08, FSU, 97-85 (2OT)	1-17-09, Wake Forest, 68-78	16	
1-30-85, UNC, 52-50	1-11-86, Virginia, 81-83	16	
3-1-17, NC State, 78-74	2-18-18, Duke, 57-66	15	
1-16-51, Furman, 85-59	12-6-52, Georgia, 55-57	15	
2-23-22, Wake Forest, 80-69	2-4-23, Miami (Fla.), 74-78	15	
3-2-82, Duke, 93-86	1-21-84, Virginia, 73-74	12	
3-1-95, NC State, 62-45	1-27-96, NC State, 61-64	12	
1-27-21, Louisville, 54-50	1-4-22, Virginia, 65-75	12	

HEAD COACH BRAD BROWNELL EARNS 400TH CAREER WIN

- With Clemson's 72-64 win over No. 24 Duke, Head Coach Brad Brownell won his 400th career game.
- Brownell now has 233 wins at Clemson. He won 84 at Wright State and 83 at UNC Wilmington prior to arriving in Tigertown.
- Of note, three years ago on Jan. 11, 2020 Clemson ended the streak at Chapel Hill and won for the first time at North Carolina. The team followed that up by beating No. 3 Duke at home a few days later on Jan. 14 which moved coach Brownell to the top of the win list at Clemson.
- This year on Jan. 11, Clemson topped Louisville to give Clemson

TIGERS IN THE NBA

Randy Mahaffey, F	
Kentucky Colonels	1968-69
New York Nets	1969-70
Carolina Cougars	1970-71

Skip Wise, G	
San Antonio Spurs	1975-76

Tree Rollins, C	
Atlanta Hawks	1978-88
Cleveland Cavaliers	1989-90
Detroit Pistons	1990-91
Houston Rockets	1991-93
Orlando Magic	1993-95

Larry Nance, F	
Phoenix Suns	1982-88
Cleveland Cavaliers	1988-94

Horace Grant, F	
Chicago Bulls	1988-94
Orlando Magic	1994-99, 2001-03
Seattle Supersonics	1999-2000
Los Angeles Lakers	2000-01, 2003-04

Devin Gray, F	
San Antonio Spurs, Sacramento Kings	1996-97
Houston Rockets	1999-2000

Elden Campbell, C	
Los Angeles Lakers	1990-99
Charlotte/New Orleans Hornets	1999-2002
Seattle Supersonics	2002-03
Detroit Pistons	2003-05

Dale Davis, F	
Indiana Pacers	1991-2000, 2004-05
Portland Trailblazers	2000-04
Golden State Warriors	2004-05
Detroit Pistons	2005-07

Chris Whitney, G	
San Antonio Spurs	1993-95
Washington Wizards	1995-2002, 2003-04
Denver Nuggets	2002-03
Orlando Magic	2002-03

Sharone Wright, C	
Philadelphia 76ers	1994-95
Toronto Raptors	1995-98

Greg Buckner, G	
Dallas Mavericks	1999-2002, 2006-07
Philadelphia 76ers	2002-04
Denver Nuggets	2004-06
Minnesota Timberwolves	2007-08
Memphis Grizzlies	2008-09

Harold Jamison, F	
Miami Heat	1999-2000
Los Angeles Clippers	2001-02

Will Solomon, G	
Memphis Grizzlies	2001-02
Toronto Raptors, Sacramento Kings	2008-09

Trevor Booker, F	
Washington Wizards	2010-14
Utah Jazz	2014-16
Brooklyn Nets	2016-18
Indiana Pacers	2018

K.J. McDaniels, G	
Philadelphia 76ers	2014-15
Houston Rockets	2015-17
Brooklyn Nets	2017
Toronto Raptors	2017

Jaron Blossomgame, F	
Cleveland Cavaliers	2018-19

Donte Grantham, F	
Oklahoma City Thunder	2018-19

Hunter Tyson, F	
Denver Nuggets	2023-24

TEAM NOTES

1,000 POINT SCORERS

CLEMSON TIGER BASKETBALL 1,000-POINT CLUB

Rk	Name	Years	GP	Avg	Pts
1.	Elden Campbell*	1986-90	123	15.3	1880
2.	Terrell McIntyre*	1995-99	126	14.6	1839
3.	Butch Zatezalo*	1967-70	75	23.5	1761
4.	Greg Buckner*	1994-98	122	14.4	1754
5.	Jaron Blossomgame	2013-17	128	13.5	1733
6.	Trevor Booker*	2006-10	134	12.9	1725
7.	Horace Grant*	1983-87	122	13.9	1696
8.	K.C. Rivers*	2005-09	134	12.6	1684
9.	Dale Davis*	1987-91	121	13.6	1650
10.	Bill Yarborough*	1952-57	85	18.3	1553
11.	Vincent Hamilton*	1980-85	116	13.2	1530
12.	Marquise Reed	2016-19	99	15.0	1484
13.	Cliff Hammonds*	2004-08	134	10.9	1465
14.	Tree Rollins*	1973-77	110	13.3	1463
15.	Will Solomon	1998-01	94	15.2	1431
16.	Stan Rome	1974-78	109	12.5	1365
	Demontez Stitt	2007-11	126	10.8	1365
18.	Vince Yockel*	1955-58	74	18.2	1350
19.	Larry Nance*	1977-81	117	11.5	1341
20.	Devin Gray	1991-95	94	14.1	1322
21.	Jim Brennan*	1961-64	76	17.3	1317
22.	Sharone Wright*	1991-94	92	14.2	1308
23.	Vernon Hamilton	2003-07	127	9.7	1238
24.	Harold Jamison	1995-99	129	9.5	1231
25.	Jim Sutherland*	1964-67	71	17.3	1230
26.	Edward Scott*	1999-03	112	10.9	1226
27.	Andre Young	2008-12	129	9.5	1223
28.	Shawan Robinson	2002-06	120	9.8	1177
29.	Randy Mahaffey*	1964-67	73	16.0	1171
30.	Sharrod Ford	2001-05	118	9.8	1154
	Devin Booker	2009-13	128	9.0	1154
32.	Choppy Patterson*	1959-63	76	14.8	1131
33.	Jerry Pryor	1985-89	123	9.1	1124
34.	Aamir Simms	2017-21	122	9.2	1122
35.	Donte Grantham	2014-18	114	9.6	1100
36.	Hunter Tyson	2018-23	137	8.0	1098
37.	PJ Hall	2020-pres.	86	12.7	1090
38.	Shelton Mitchell	2016-19	94	11.6	1084
39.	Billy Williams*	1977-80	85	12.7	1078
40.	Johnny Snee	1948-52	82	13.1	1077
41.	Colon Abraham	1874-78	106	10.0	1061
42.	K.J. McDaniels	2011-14	94	11.0	1035
43.	Richie Mahaffey	1966-70	75	13.6	1019
44.	Derrick Johnson	1975-79	111	9.1	1014
45.	Fred Gilliam	1979-83	115	8.8	1010

Note: Names in bold played for Head Coach Brad Brownell;
* - signifies Clemson Hall of Fame

its first 6-0 start to ACC play in school history. They followed it up with a home win over No. 24 Duke on Jan. 14 to give coach Brownell his 400th career win.

- Not only was Clemson's win over Duke this past Saturday Brad Brownell's 400th career victory, it was the 400th ACC regular season victory in Clemson history.

CURRENT BROTHERS AND/OR TWINS PLAYING ON THE SAME TEAM

- Chase and Dillon Hunter playing together for the second season in a row.
- The Hunters are one of 21 sets of brothers nationwide to play on the same team.
- The Hunters join Trevor and Devin Booker, George and John Coakley, Horace and Harvey Grant, Eddie and George Krajack and Donnie, Richie, Randy and Tom Mahaffey and Jack and Daniel Nauseef.
- The list below is ordered alphabetically by school.

Taran and Tre Armstrong, California Baptist
Ryan and Robby Beasley, San Francisco
Elliyas and Jaiden Delaire, San Diego
Caleb and Josh Furst, Purdue
Guillermo Diaz and Jorge Diaz Graham, Pitt (twins)

Chase and Dillon Hunter, Clemson

Isaac and K.J. Hymes, Nevada
Precious and Promise Idiaru, Kansas City (twins)
Milos and Veljko Ilic, Loyola-Maryland (twins)
Amhad and Armon Jarrard, IUPUI
Braden and Shae Korpela, Washington State (twins)
Keyshaun and Kobe Langley, UNCG (twins)
Marcus and Myles Rigbsy, Troy
Payton and Pryce Sandfort, Iowa
Caleb and Isaiah Shaw, Baylor
Jason and Greg Spurgin, Bowling Green
D.J. Wagner and Kareem Watkins, Kentucky

Kareem and Kaseem Watson, CSU Bakersfield (twins)
Jaron and Jariyon Wilkens, Southern (twins)
Carter and Hayden Welling, UC Irvine
Lamar and Shamar Wright, SIUE (twins)

IT'S IN THE CLEMSON FAMILY

- While current Special Assistant to the Head Coach, Jeff Reynolds, was an assistant at UNCG in 1995, he recruited the Tigers' second all-time leading scorer and current Director of Player Development Terrell McIntyre. Needless to say, Reynolds is happy to finally be working with McIntyre.
- Current undergraduate manager Conner Pederson is the son of former basketball manager and current Coastal Carolina women's basketball Head Coach Kevin Pederson.
- Conner is in his senior year and fourth working with the men's program. His sister, Clary, works with the women's program.
- Conner's mom, Adair, was as student worker in the sports information office for longtime SID and current basketball radio analyst Tim Bourret. Adair's father, Gary Clary, worked as a student in sports information for legendary SID Bob Bradley.

*LITTLEJOHN COLISEUM

- The Tigers are 76-19 (.800) dating back to the beginning of the 2017-18 season on their home floor.
- Since the inception of the newly renovated Littlejohn Coliseum (2016-17 season), the Tigers are 85-25 overall (.773 percent).
- In non-conference regular season games, the Tigers are 41-3 during that span (.932 percent).
- In total non-conference games, including home NIT games, the Tigers are 42-6 (.875 percent).

CLEMSON SEASON BREAKDOWN BY UNIFORM

- In 2017-18 the Tigers debuted three new jerseys to their arsenal, including a new version of its home white and road orange uniform. They also debuted purple, anthracite and throwback jerseys.
- Clemson wore its 2017-18 home whites the most last season, wearing them for 19-out-of-their-32 regular season games.
- With the exception of one home game in which Clemson wore 1990's throwback home white uniform against Pittsburgh, the Tigers wore its 17-18 home whites on the road in a 14-point win at Ohio State. The Buckeyes wore all red that night.
- They also wore white during their two-point triumphant comeback win over then No. 22-ranked Florida on Dec. 16 in the Orange Bowl Classic.
- 18 of the Tigers' 25 wins in 2017-18 came while wearing their home whites.

CLEMSON'S RECORD BY UNIFORM (17/18-pres.)

Uniform	Times Worn	Wins	Losses
Home White	99	80	19
Road Orange	63	27	36
Home Orange	1	1	0
90's Throwback Home White	14	6	8
Home Purple	1	1	0
Purple	7	2	5
Anthracite	5	1	4

HUNTER TYSON DRAFTED 37TH OVERALL BY DENVER NUGGETS

- Tyson was selected 37th overall by the Oklahoma City Thunder in the second round of the 2023 NBA Draft on June 22. The pick was made by the Denver Nuggets as part of a previously agreed upon trade.
- Tyson was selected the highest in the NBA Draft by a Tigers since K.J. McDaniels was picked 32nd by the Philadelphia 76ers in 2014. He was the first Tiger selected since Jaron Blossomgame in the 2017 NBA Draft (59th overall).
- Tyson earned his first career All-ACC honor last season and was named to the All-ACC First Team for his performance in 2022-23. Tyson put together a career year this past season season.
- He averaged a team-best 15.3 points and 9.6 rebounds per game while shooting 47.9 percent from the floor, 40.5 percent from three and 83.8 percent at the free throw line. In league play, he was even better. He averaged 16.4 points and 9.9 rebounds while shooting 50.5 percent and 84.3 percent at the charity stripe.
- He was named the 2023 ACC Skip Prosser Scholar-Athlete of the Year for his work on the court and in the classroom.
- Tyson became the 44th player in Clemson history to amass 1,000 career points and has since moved into the top 40 all time. He was named to the 2023 Naismith Hall of Fame Karl Malone Award Top 10 and the 2023 USBWA Oscar Robertson Trophy Award Midseason Watch List.
- He collected 16 double-doubles which tied him for eighth all-time in Clemson history for a single season with Sharone Wright (1992-93). It is the most in a season since Wright posted 18 in 1993-94.
- Tyson ranked 11th in the nation in double-doubles and is second

CLEMSON BIRTHDAYS

February 7	Chauncey Wiggins
February 14	Jack Clark
February 16	Asa Thomas
February 21	PJ Hall
March 1	Ian Schieffelin Andrew Latiff
March 4	Josh Beadle
March 5	Jake Heidbreder
April 4	Bas Leyte
April 8	Chase Hunter
April 16	Dillon Hunter
June 10	RJ Godfrey
June 17	Alex Hemenway
August 1	Matt Kelly
September 29	Daniel Nauseef
November 15	Brad Brownell
November 27	Joseph Girard III

in the ACC. He's first in defensive rebounding per game (8.26) and second nationally. His 325 rebounds are fourth in the league and 18th nationally.

- The Monroe, N.C. native became just the 17th player in Clemson history to eclipse 1,000 points and 600 rebounds in a career. In Clemson's win over the Wolfpack (Feb. 25), Tyson became the all-time games played leader in Clemson history (136).

TYSON SHOWS OUT IN 2023 NBA SUMMER LEAGUE

- Tyson was named to the NBA 2K24 All-Summer League First Team after an outstanding showing in Las Vegas.
- Tyson averaged 20.8 points and 6.0 rebounds, while shooting 54.1 percent from the field and 50.0 percent from three.
- Here are Tyson's five games presented statistically:

- 7/7 vs Milwaukee: 27 minutes, 21 points, 5 rebounds, 1 assist, 1 steal, 1 block, 7/13 FG, 3/7 3P, 4/5 FT
 - 7/9 vs Atlanta: 24 minutes, 16 points, 3 rebounds, 3 assists, 1 block, 5/10 FG, 2/4 3P, 4/5 FT
 - 7/12 vs Utah: 31 minutes, 19 points, 12 rebounds, 2 assists, 1 steal, 5/12 FG, 3/9 3P, 6/6 FT
 - 7/14 vs Miami: 27 minutes, 31 points, 4 rebounds, 2 assists, 11/13 FG, 7/9 3P, 2/2 FT, +43
 - 7/15 vs New York: 36 minutes, 17 points, 6 rebounds, 1 assist, 2 steals, 1 block, 5/13 FG, 3/7 3P, 4/5 FT

HUNTER TYSON MAKES NBA DEBUT

- Hunter Tyson made his NBA debut against the Oklahoma City Thunder on Oct. 29, 2023. Tyson played three minutes and grabbed one rebound.
- Tyson scored his first career NBA points at the Minnesota Timberwolves on November 1. He played a season-high four minutes and finished 1-for-2 from the field with his first basket coming on a dunk. He also added a rebound.

LAST FIVE GAMES

Date	Opponent	W/L	Min.	Field Goals			3-PT			FT	FTA	Pct.	OR	Rebounds			PF	A	TO	Blk	Stl	+/-	Pts.
				FG	FGA	Pct.	FG	FGA	Pct.					DR	TOT								
11/6	Winthrop	W	5	0	1	.000	0	1	.000	0	0	.000	0	0	0	0	1	0	0	0	-1	0	

Notes

- Played in 33 games last season, making two starts and averaged 12.8 minutes per contest.
- First career points came in a win over USC Upstate (11/15/22).
- Scored a career-high 10 points in a win over Florida State (2/15/23). Finished 4-for-6 from the floor, 1-2 from three and at the foul line. Added two assists and one steal.
- Totalled three assists on four occasions and finished with 28 overall. Also collected 10 steals and six blocks. He blocked a career-best two in an overtime win over Penn State (11/29/22).
- Redshirted the 2021-22 season and served as scout team point guard.
- Rated a three-star prospect prior to arriving at Clemson.
- Averaged 16.9 points, 6.2 rebounds, 3.8 assists and 1.4 steals per game at Cardinal Newman.
- Won back-to-back SCISA Class 3A Championships and led the team in scoring. Eclipsed 1,000 career points.
- Beadle chose Clemson over Wake Forest and VCU.

2023-24 SEASON HIGHS

CAREER HIGHS

Player Facts

Full bio, game-by-game stats, career stats and NIL opportunities available:

CLEMSONTIGERS.COM

Career Stats

Year	GP	GS	Min.	FG	FGA	Pct.	FG	FGA	Pct.	FT	FTA	Pct.	OR	DR	TOT	Avg.	PF	DQ	A	TO	Blk	Stl	Pts.	Avg.
2021-22																								
2022-23	33	2	421	32	86	.372	6	28	.214	7	11	.636	2	32	34	1.0	51	1	28	31	6	10	77	2.3
2023-24	1	0	5	0	1	.000	0	1	.000	0	0	.000	0	0	0	0.0	0	0	1	0	0	0	0	0.0
TOTAL	34	2	426	32	87	.368	6	29	.207	7	11	.636	2	32	34	1.0	51	1	29	31	6	10	77	2.3

LAST FIVE GAMES

Date	Opponent	W/L	Min.	Field Goals			3-PT			FT	FTA	Pct.	OR	Rebounds			PF	A	TO	Blk	Stl	+/-	Pts.
				FG	FGA	Pct.	FG	FGA	Pct.					DR	TOT								
11/6	Winthrop	W	28	2	8	.250	2	6	.333	4	4	1.000	0	1	1	0	10	2	0	1	9	10	
11/10	UAB	W	35	6	11	.545	1	2	.500	3	4	.750	0	1	1	4	4	3	0	0	-2	16	

Notes

- Turned in a career year offensively for the Tigers, helping propel the team to 23 wins and 14 league wins.
- Averaged 13.8 points, 3.0 rebounds, 4.5 assists and 0.5 steals per game, while adding in 0.3 blocks per game.
- Shot 41.0 percent from the floor and 35.6 percent from three, while adding in 81.3 percent from the free throw line.
- Posted a 138:70 assist-to-turnover ratio last season, including 17 steals and eight blocks.
- Posted double-digit points in 26 contests, including 20+ points four times.
- Scored a career-high 26 points at Florida State (Jan. 28), which included the game-winning three-point play. He finished 7-for-12 from the floor, 2-for-5 from three and 10-for-11 from the foul line. The 10 made free throws tied a career high.
- Posted his first career double-double with a 13-point, 11-assist performance in a win over Syracuse (Feb. 22). It marks just the third such double-double (points/assists) under Brad Brownell at Clemson (Marquise Reed and Clyde Trapp).
- Had six games garnering at least five rebounds, including a career-best-tying seven against Louisville (Jan. 11). He also had 13 games of at least five assists, while assuming the point guard role for the first time in his career last season.
- Hunter chose Clemson over Georgia, Virginia, Oklahoma and Michigan State.

2023-24 SEASON HIGHS

CAREER HIGHS

Player Facts

Full bio, game-by-game stats, career stats and NIL opportunities available:

CLEMSONTIGERS.COM

Career Stats

Year	GP	GS	Min.	FG	FGA	Pct.	FG	FGA	Pct.	FT	FTA	Pct.	OR	DR	TOT	Avg.	PF	DQ	A	TO	Blk	Stl	Pts.	Avg.
2019-20	9	4	175	17	45	.378	7	23	.304	7	11	.636	1	8	9	1.0	17	0	14	12	0	7	48	5.3
2020-21	24	4	337	28	90	.311	5	35	.143	8	12	.667	6	23	29	1.2	27	0	22	19	3	10	69	2.9
2021-22	33	15	749	78	173	.451	20	58	.345	45	60	.750	16	72	88	2.7	57	0	60	33	6	15	221	6.7
2022-23	31	31	994	144	351	.410	48	135	.356	91	112	.813	7	86	93	3.0	69	1	138	70	8	17	427	13.8
2023-24	2	2	63	8	19	.421	3	8	.375	7	8	.875	0	2	2	1.0	4	0	6	4	0	1	26	13.0
TOTAL	99	56	2318	275	678	.406	83	259	.320	158	203	.778	30	191	221	2.2	174	1	240	138	17	50	791	8.0

LAST FIVE GAMES	Date	Opponent	W/L	Min.	Field Goals			3-PT			FT	FTA	Pct.	OR	DR	TOT	PF	A	TO	Blk	Stl	+/-	Pts.
	11/6	Winthrop	W	12	0	1	.000	0	1	.000	0	0	.000	0	4	4	1	3	1	0	0	13	0
	11/10	UAB	W	14	2	5	.400	0	2	.000	0	0	.000	0	1	1	0	3	1	0	0	8	4

Notes

- Appeared in 33 games and made three starts as a freshman.
- Played 12.0 minutes per game, averaging 1.4 points, 1.2 rebounds and 1.2 assists per game
- Scored career-high nine points in a win over Georgia Tech (Jan. 24). He finished 3-for-5 from the floor, 1-for-1 from three and 2-for-2 at the foul line. Also added two assists and one steal.
- Finished with 11 games of two or more assists, including a career-high five in a win at Florida State (Jan. 28). He totaled four on two separate occasions.
- He is the younger brother of current Tiger Chase Hunter, and was ranked No. 64 in the ESPN 100 and rated a four-star prospect.
- Hunter chose Clemson over Baylor, Auburn, Florida State, Kentucky, Georgia and Georgia Tech.



2023-24 SEASON HIGHS

CAREER HIGHS

4 vs. UAB (11/10/23).....PTS.....9 vs. Georgia Tech (1/24/23)

2 vs. UAB (11/10/23).....FG.....3, twice, last vs. Georgia Tech (1/24/23)

.....3FG.....1 vs. Georgia Tech (1/24/23)

.....FT.....2, twice, last vs. NC State (12/30/22)

.....OR.....2 vs. Loyola Maryland (11/21/22)

4 vs. Winthrop (11/6/23).....DR.....4 vs. Winthrop (11/6/23)

4 vs. Winthrop (11/6/23).....TOT.....4, twice, last vs. Winthrop (11/6/23)

3, 2x, last s. UAB (11/10/23).....AST.....5 at Florida State (1/28/23)

.....STL.....2 vs. Richmond (12/17/22)

.....BLK.....1 vs. California (11/26/22)

14 vs. UAB (11/10/23).....MIN.....36 vs. Georgia Tech (1/24/23)

Player Facts

Major: Parks, Recreation, Tourism Management

Birthday: April 16, 2003

Instagram: @dillonhunter

Full bio, game-by-game stats, career stats and NIL opportunities available:

CLEMSONTIGERS.COM

Career Stats																								
Year	GP	GS	Min.	FG	FGA	Pct.	FG	FGA	Pct.	FT	FTA	Pct.	OR	DR	TOT	Avg.	PF	DQ	A	TO	Blk	Stl	Pts.	Avg.
2022-23	33	3	395	17	57	.298	3	20	.150	9	15	.600	5	35	40	1.2	34	0	40	22	1	14	46	1.4
2023-24	2	0	27	2	6	.333	0	3	.000	0	0	.000	0	5	5	2.5	1	0	6	2	0	0	4	2.0
TOTAL	35	3	421	19	63	.302	3	23	.130	9	15	.600	5	40	45	1.3	35	0	46	24	1	14	50	1.4

LAST FIVE GAMES	Date	Opponent	W/L	Min.	Field Goals			3-PT			FT	FTA	Pct.	OR	DR	TOT	PF	A	TO	Blk	Stl	+/-	Pts.
					FG	FGA	Pct.	FG	FGA	Pct.	FT	FTA	Pct.	OR	DR	TOT	PF	A	TO	Blk	Stl	+/-	Pts.

Notes

- Redshirting the 2023-24 season.
- 2023 All-Mountain West Third Team, Mountain West Freshman of the Week (Jan. 3, 2022)
- 303 points in 2022 was then-Air Force freshman record in MW era (4th all-time).
- 194 points in MW play in 2022 is an Air Force freshman record.
- 2022 Academic All-Mountain West, 2022 Mountain West Scholar-Athlete, 2023 College Sports Communicators, (CSC) Academic All-District, 2022-23 (Air Force)
- 2023 All-Mountain West Third Team (first sophomore to earn All-MW at Air Force since 2013).
- Team-leading 15.1 ppg., Fourth in Mountain West with 75 three's made. 75 three's is seventh best in a season at Air Force.
- Finished last season 32-for-52 (.615) from the floor in his last five games, including 15-for-30 (.500) from three.
- Led team in scoring 17 times and scored 20+ points six times. Shooting splits of .483/.399/.867
- Led team in scoring in MW play, averaging 14.2 ppg.
- Collegiate Hoops Roadshow All-Tournament Team
- Led Floyd Central to its first section title in 31 years as a junior, averaged 19.9 ppg as a senior and scored 1,228 career points.
- Scored career-high 44 points in final regular season game of high school career.
- 3x first-team All-Hoosier Hills Conference.
- Indiana Junior All-Star, Indiana Basketball Coaches Association Large School All-State Team and All-State honorable mention by AP.



2023-24 SEASON HIGHS

CAREER HIGHS

.....PTS.....27 vs. South Dakota (12/6/22)

.....FG.....11 vs. New Mexico (2/10/23)

.....3FG.....5 at UNLV (3/8/23)

.....FT.....11 vs. Delaware (11/11/22)

.....OR.....4 at San Jose St. (1/25/22)

.....DR.....8 at UNLV (3/8/23)

.....TOT.....9 at UNLV (3/8/23)

.....AST.....7 at Utah St. (2/14/23)

.....STL.....2 vs. San Jose St. (3/4/23)

.....BLK.....1, four times, last vs. Utah St. (2/14/23)

.....MIN.....45 at UNLV (3/8/23)

Player Facts

Major: Economics

Birthday: March 5, 2003

Instagram: @jakeheidbreder

Full bio, game-by-game stats, career stats and NIL opportunities available:

CLEMSONTIGERS.COM


Career Stats																														
	Field Goals						3-PT			Rebounds																				
Year	GP	GS	Min.	FG	FGA	Pct.	FG	FGA	Pct.	FT	FTA	Pct.	OR	DR	TOT	Avg.	PF	DQ	A	TO	Blk	Stl	Pts.	Avg.						
2021-22*	29	29	988	106	213	.498	44	116	.379	47	59	.797	25	69	94	3.2	72	1	56	36	3	15	303	10.4						
2022-23*	32	32	1042	168	344	.488	75	188	.399	72	83	.867	13	93	106	3.3	63	1	53	54	1	19	483	15.1						
2023-24													REDSHIRT																	
TOTAL	61	61	2030	274	557	.492	119	304	.391	119	142	.838	38	162	200	3.3	135	2	109	90	4	34	786	12.9						

* Games played at Air Force

LAST FIVE GAMES																							
	Field Goals											3-PT			Rebounds								
	Date	Opponent	W/L	Min.	FG	FGA	Pct.	FG	FGA	Pct.	FT	FTA	Pct.	OR	DR	TOT	PF	A	TO	Blk	Stl	+/-	Pts.
	11/6	Winthrop	W	23	5	8	.625	2	3	.667	4	4	1.000	3	4	7	3	0	1	1	1	6	16
	11/10	UAB	W	22	3	5	.600	1	2	.500	1	1	1.000	0	2	2	1	4	0	2	0	-2	8

Notes

- Appeared in 34 games and made 22 starts (both career highs), while averaging a career-best 19.8 minutes per contest.
- Averaged career highs in points (5.5), rebounds (4.1), assists (1.9), field goal percentage (51.1) and 3-point percentage (33.3).
- Totaled five double-digit scoring games, one double-digit rebounding game, his first career double-double and 10 games with at least three assists.
- First career double double came in the season opener against The Citadel (Nov. 7).
- Scored 20 points and collected 14 rebounds, including nine on the offensive glass.
- The nine offensive rebounds were the most for a Tiger since James Mays had 10 at Maryland on Jan. 13, 2007. It was the most by a Tiger in Littlejohn Coliseum since Sharrod Ford had 10 vs. Georgia Tech on Feb. 28, 2004.
- Produced a big game in a 72-64 win over Duke (Jan. 14). Posted six points, eight rebounds and six assists, while drawing a career-high three charges. He was just one charge off from the program record of four in a game.



He played a career-high 36 minutes against the Blue Devils.

Of his five double-digit scoring games, two came in back-to-back contests against Notre Dame (March 4) and NC State in the ACC Tournament (March 9).

- He scored 31 total points (16 vs. Notre Dame and 15 vs. NC State) and finished 13-for-15 from the floor. If you include the Virginia game on March 10, he finished 14-for-16 from the floor in a three game stretch.
- Schieffelin chose Clemson over Virginia Tech and Dayton.

2023-24 SEASON HIGHS

CAREER HIGHS

16 vs. Winthrop (11/6/23).....PTS.....20 vs. The Citadel (11/7/22)
5 vs. Winthrop (11/6/23).....FG.....9 vs. The Citadel (11/7/22)
2 vs. Winthrop (11/6/23).....3FG.....3 vs. NC State (3/9/23)
4 vs. Winthrop (11/6/23).....FT.....5 vs. Bellarmine (11/18/22)
3 vs. Winthrop (11/6/23).....OR.....9 vs. The Citadel (11/7/22)
4 vs. Winthrop (11/6/23).....DR.....7 vs. Duke (1/14/23)
7 vs. Winthrop (11/6/23).....TOT.....14 vs. The Citadel (11/7/22)
4 vs. UAB (11/10/23).....AST.....6, 3x, last vs. Syracuse (2/22/23)
1 vs. Winthrop (11/6/23).....STL.....1, 12x, last vs. Winthrop (11/6/23)
2 vs. UAB (11/10/23).....BLK.....2 vs. Notre Dame (3/4/23)
23 vs. Winthrop (11/6/23).....MIN.....36 vs. Duke (1/14/23)

Player Facts

Major: Pre-Business
Birthday: March 1, 2003
Instagram: @ian4schief

Full bio, game-by-game stats, career stats and NIL opportunities available:


CLEMSONTIGERS.COM

Career Stats																								
Year	GP	GS	Min.	FG	FGA	Pct.	FG	FGA	Pct.	FT	FTA	Pct.	OR	DR	TOT	Avg.	PF	DQ	A	TO	Blk	Stl	Pts.	Avg.
2021-22	30	7	349	34	86	.395	5	16	.313	20	28	.714	28	56	84	2.8	48	1	27	22	6	7	93	3.1
2022-23	34	22	672	72	141	.511	9	27	.333	33	48	.688	41	100	141	4.1	62	1	64	37	9	11	186	5.5
2023-24	2	2	45	8	13	.615	3	5	.600	5	5	1.000	3	6	9	4.5	4	0	4	1	3	1	24	12.0
TOTAL	66	31	1066	114	240	.475	17	48	.354	58	81	.716	72	162	234	3.5	114	2	95	60	18	19	303	4.6

LAST FIVE GAMES																							
			Field Goals					3-PT			Rebounds												
	Date	Opponent	W/L	Min.	FG	FGA	Pct.	FG	FGA	Pct.	FT	FTA	Pct.	OR	DR	TOT	PF	A	TO	Blk	Stl	+/-	Pts.
	11/6	Winthrop	W	15	2	5	.400	2	4	.500	0	0	.000	1	4	5	1	2	0	1	1	11	6
	11/10	UAB	W	14	1	3	.333	0	2	.000	2	3	.667	0	2	2	1	0	0	1	0	7	4

Notes

- Made return to lineup on 2/11 at Boston College after missing previous 10 games due to injury suffered at end of Clemson game (Dec. 30).
- Scored 6 points, knocking down both three-point attempts and added four rebounds and an assist in 10 minutes at Boston College (Feb. 11).
- Stuffed stat sheet with 14 points, 9 rebounds and a career-high 6 assists in win over Louisville (Dec. 22).
- Posted a double-double with 10 points/10 rebounds and added a career-high 5 steals in win over Campbell (Nov. 11)
- Made NC State debut on Nov. 7 vs. Austin Peay and had 15 points, 7 rebounds, 3 steals and a career-high tying 2 blocks
- Averaged 12.0 points per game last season at La Salle
- Scored career-high 30 points on 13-of-19 shooting at Duquesne on 3/5/22



2023-24 SEASON HIGHS

CAREER HIGHS

6 vs. Winthrop (11/6/23).....PTS.....30 at Duquesne (3/5/22)
2 vs. Winthrop (11/6/23).....FG.....13 at Duquesne (3/5/22)
2 vs. Winthrop (11/6/23).....3FG.....5 at St. Joseph's (1/17/22)
2 vs. UAB (11/10/23).....FT.....10 vs. Bucknell (12/4/18)
1 vs. Winthrop (11/6/23).....OR.....5, 3x, last at Duke (2/28/23)
5 vs. Winthrop (11/6/23).....DR.....9 vs. Creighton (3/17/23)
5 vs. Winthrop (11/6/23).....TOT.....13, twice, last vs. St. Joseph's (3/9/22)
2 vs. Winthrop (11/6/23).....AST.....6 vs. Louisville (12/22/22)
1 vs. Winthrop (11/6/23).....STL.....5 vs. Campbell (11/11/22)
1, 2x, last vs. UAB (11/10/23).....BLK.....2, 3x, vs. last vs. Pittsburgh (12/2/22)
15 vs. Winthrop (11/6/23).....MIN.....42 at Delaware (11/17/21)

Player Facts

Major: Economics
Birthday: February 14, 2000
Instagram: @jack5clark

Full bio, game-by-game stats, career stats and NIL opportunities available:

CLEMSONTIGERS.COM


Career Stats																								
	Field Goals						3-PT						Rebounds											
Year	GP	GS	Min.	FG	FGA	Pct.	FG	FGA	Pct.	FT	FTA	Pct.	OR	DR	TOT	Avg.	PF	DQ	A	TO	Blk	Stl	Pts.	Avg.
2018-19*	9	1	242	28	68	.412	16	39	.410	23	30	.767	13	26	39	4.3	20	0	10	10	2	9	95	10.6
2020-21*	24	19	619	91	231	.394	32	116	.276	23	29	.793	28	96	124	5.2	53	1	28	47	7	22	237	9.9
2021-22*	30	23	912	133	346	.384	48	161	.298	47	59	.797	51	124	175	5.8	48	1	49	57	7	35	361	12.0
2022-23^	23	17	618	79	181	.436	28	97	.289	21	25	.840	46	112	158	6.9	48	2	35	11	9	39	207	9.0
2023-24	2	0	29	3	8	.375	2	6	.333	2	3	.667	1	6	7	3.5	2	0	2	0	2	1	10	5.0
TOTAL	88	60	2423	334	834	.400	126	419	.301	116	146	.795	139	364	503	5.7	181	4	124	125	27	106	910	10.3

* Games played at La Salle; ^ Games played at NC State

LAST FIVE GAMES																					
	Date	Opponent	W/L	Min.	Field Goals			3-PT			FT	FTA	Pct.	OR	DR	TOT	PF	A	TO	Blk	Stl
					FG	FGA	Pct.	FG	FGA	Pct.											
	11/6	Winthrop	W	19	5	10	.500	1	1	1.000	1	2	.500	1	4	5	3	1	0	1	1
	11/10	UAB	W	16	1	2	.500	0	0	.000	4	6	.667	1	1	2	3	0	0	0	-1

Notes

- Appeared in 33 games last season, including one start against NC State (Dec. 30). He averaged 9.4 minutes per contest.
- Averaged 3.2 points, 2.1 rebounds and 0.3 assists per game. He shot 59.7 percent from the floor and 33.3 percent from three.
- Scored a career-high 10 points in a win at Virginia Tech (Jan. 4). Hit two huge 3-pointers and finished 4-for-5 from the floor in the victory. The two made threes were a season high.
- Produced 10 games of 3 or more rebounds, including a career high eight at Boston College (Jan. 31).
- Of his career high eight boards against the Eagles, he totaled three offensive rebounds – also a career best.
- He also had three offensive rebounds earlier in the year against Loyola Chicago (Dec. 10).
- Steady contributor off the Tiger bench all season long, giving great minutes, scoring punches, rebounding and rim protection. He blocked 17 shots last season which was second on the team behind All-ACC center PJ Hall.
- Finished a stretch of games 13-for-16 from the floor from Dec. 17 to Jan. 11.
- The gap of games included his 4-for-5 against Virginia Tech and also a 3-for-3 game at Louisville (Jan. 11).
- Godfrey is a 6-7, 225-pound forward from Suwanee, Ga. and is rated as a three-star prospects by 247Sports (#130) and Rivals (#135).
- Godfrey averaged 16.0 points, 9.0 rebounds, 4.0 assists and 3.0 blocks per game last season. He is the rated the No. 5 player in the state of Georgia.
- His father, Randall Godfrey, is an 11-year NFL veteran who played linebacker for the Dallas Cowboys, Tennessee Titans, Seattle Seahawks, San Diego Chargers and the Washington Football Team.
- Godfrey chose Clemson over Ole Miss, Texas Tech, Georgia Tech, Utah and Georgia.



2023-24 SEASON HIGHS

CAREER HIGHS

12 vs. Winthrop (11/6/23).....PTS.....12 vs. Winthrop (11/6/23)

5 vs. Winthrop (11/6/23).....FG.....5 vs. Winthrop (11/6/23)

1 vs. Winthrop (11/6/23).....3FG.....2 at Virginia Tech (1/4/23)

4 vs. UAB (11/10/23).....FT.....4 at Boston College (1/31/23)

1, 2x, last vs. UAB (11/10/23).....OR.....3, twice, last at Boston College (1/31/23)

5 vs. Winthrop (11/6/23).....DR.....5, 3x, last vs. Winthrop (11/6/23)

5 vs. Winthrop (11/6/23).....TOT.....8 at Boston College (1/31/23)

1 vs. Winthrop (11/6/23).....AST.....2 vs. The Citadel (11/7/22)

1 vs. Winthrop (11/6/23).....STL.....1, 9x, last vs. Winthrop (11/6/23)

1 vs. Winthrop (11/6/23).....BLK.....3 at Florida State (1/28/23)

19 vs. Winthrop (11/6/23).....MIN.....24 at Florida State (1/28/23)

Player Facts

Major: Pre-Business

Birthday: March 1, 2003

Instagram: @ian4schief

Full bio, game-by-game stats, career stats and NIL opportunities available:

CLEMSONTIGERS.COM

Career Stats																					
Year	GP	GS	Min.	FG	FGA	Pct.	FG	FGA	Pct.	FT	FTA	Pct.	OR	DR	TOT	Avg.	PF	DQ	A	TO	Blk
2022-23	33	1	310	43	72	.597	3	9	.333	17	26	.654	22	47	69	2.1	50	1	11	25	17
2023-24	2	0	35	6	12	.500	1	1	1.000	5	8	.625	2	5	7	3.5	6	0	1	0	1
TOTAL	35	1	345	49	84	.583	4	10	.400	22	34	.647	24	52	76	2.2	56	1	12	25	18


LAST FIVE GAMES																					
	Date	Opponent	W/L	Min.	Field Goals			3-PT			FT	FTA	Pct.	OR	DR	TOT	PF	A	TO	Blk	Stl
					FG	FGA	Pct.	FG	FGA	Pct.											
	11/6	Winthrop	W	26	1	5	.200	1	4	.250	0	0	.000	0	0	0	1	4	1	0	1
	11/10	UAB	W	26	1	4	.250	1	3	.333	3	4	.750	1	1	2	2	2	3	0	-4

Notes

- Since appearing in his first game as a freshman at Syracuse, Girard III is one of just three players since 2019-20 to accumulate at least 1,600 points, 400 assists, 300 rebounds and 275 threes. He's joined by Antoine Davis (Detroit) and Max Abmas (Texas).

Last Season

- Girard was one of 20 players named to the Jerry West Award watch list prior to the season. The award recognizes the top shooting guard in college basketball
- He had 21 points, including five 3-pointers, when the Orange defeated Northeastern
- He scored a career-high 31 points in the Empire Classic, overtime victory against Richmond
- Girard dropped 20 points at Notre Dame
- He led the team in scoring with 18 points, thanks in part to four 3-pointers, in a win against Oakland and totaled six assists
- Girard's game-high 24 points lifted the Orange past Boston College at home
- The senior poured in 28 points, four assists and a season-high seven rebounds in a one-point road victory at Louisville
- The guard hauled in a season-high seven rebounds and scored 26 points in a road triumph versus Florida State
- He had a game-high 21 points against Duke



2023-24 SEASON HIGHS

CAREER HIGHS

3, 2x, last vs. UAB (11/10/23).....PTS.....31 vs. Richmond (11/21/22)

1, 2x, vs. UAB (11/10/23).....FG.....12 vs. Richmond (11/21/22)

1, 2x, last vs. UAB (11/10/23).....3FG.....7 at Miami (Fla.) (1/5/22)

3, vs. UAB (11/10/23).....FT.....11 vs. NC State (1/31/21)

1, vs. UAB (11/10/23).....OR.....3 at Notre Dame (1/22/20)

2 vs. Winthrop (11/6/23).....DR.....7, 3x, last at Louisville (1/3/23)

2, 2x, last vs. UAB (11/10/23).....TOT.....9 at Notre Dame (1/22/20)

4 vs. Winthrop (11/6/23).....AST.....10 at NC State (2/2/22)

1, 1x, last vs. UAB (11/10/23).....STL.....6 vs. Northeastern (12/16/20)

.....BLK.....1, 6x, last at Miami (Fla.) (1/5/22)

26, 2x, last vs. UAB (11/10/23).....MIN.....45 at North Carolina (2/28/22)

Player Facts

Major: Athletic Leadership

Birthday: November 27, 2000

Instagram: @jg3

Full bio, game-by-game stats, career stats and NIL opportunities available:

CLEMSONTIGERS.COM

Career Stats																					
Year	GP	GS	Min.	FG	FGA	Pct.	FG	FGA	Pct.	FT	FTA	Pct.	OR	DR	TOT	Avg.	PF	DQ	A	TO	Blk
2019-20*	32	30	1057	122	351	.348	70	216	.324	84	94	.894	5	92	97	3.0	47	0	113	60	3
2020-21*	28	28	776	92	259	.355	50	150	.333	39	50	.780	6	75	81	2.9	34	0	99	59	2
2021-22*	33	33	1126	142	362	.392	89	221	.403	82	93	.882	11	81	92	2.8	42	0	138	92	1
2022-23*	32	32	1109	177	439	.403	88	231	.381	84	98	.857	6	84	90	2.8	31	0	95	78	0
2023-24	2	2	52	2	9	.222	2	7	.286	3	4	.750	1	3	4	2.0	3	0	6	4	0
TOTAL	127	125	4115	535	1421	.376	299	826	.362	292	339	.861	29	336	365	2.9	157	0	450	293	6


* Games played at Syracuse

LAST FIVE GAMES

Date	Opponent	W/L	Min.	Field Goals			3-PT			FT	FTA	Pct.	OR	Rebounds			PF	A	TO	Blk	Stl	+/-	Pts.
				FG	FGA	Pct.	FG	FGA	Pct.					DR	TOT								
11/6	Winthrop	W	21	3	4	.750	3	4	.750	0	0	.000	0	0	0	1	3	1	1	0	19	9	
11/10	UAB	W	18	0	3	.000	0	3	.000	0	0	.000	0	2	2	1	1	0	0	1	-5	0	

Notes

- Announced his return for his fifth season on April 7, 2023.
- Fifth all-time in three-point shooting in Clemson history - 43.1 percent.
- Battled plantar fascia in his foot most of the year, but appeared in 20 games and made 12 starts, averaging 24.0 minutes per contest.
- Averaged 6.9 points, 1.8 rebounds and 1.1 assists, while shooting 50.0 percent from the field and 47.1 percent from three.
- Produced five double-digit scoring games and six in which he made at least three 3-pointers.
- Scored a season-high 18 points against USC Upstate (Nov. 15).
- Finished 7-for-9 from the floor and 4-for-6 from three.
- Totaled three-straight games in double-figures from Nov. 29 to Dec. 7.
- Scored 15 points in an overtime win over Penn State (Nov. 29), hitting five field goals, including four threes.
- Netted 12 points in a comeback win over Wake Forest (Dec. 2) in the ACC opener and finished 4-for-6 from 3-point range.
- Scored 15 points in a victory over Towson (Dec. 7), finishing 4-for-6 from the field and 3-for-4 from three.
- He finished the stretch of games 11-for-16 from 3-point range to propel the Tigers to a 3-0 record in those contests.
- Hurt his foot in a win over Richmond (Dec. 17) and returned for the first time on Jan. 31, playing limited minutes in eight games the rest of the season.



2023-24 SEASON HIGHS

CAREER HIGHS

9 vs. Winthrop (11/6/23).....PTS.....18 vs. USC Upstate (11/15/22)

3 vs. Winthrop (11/6/23).....FG.....7 vs. USC Upstate (11/15/22)

3 vs. Winthrop (11/6/23).....3FG.....5 at Wake Forest (2/24/21)

.....FT.....6 vs. Morehead State (12/21/20)

.....OR.....1, twice, last vs. Florida State (2/29/20)

2 vs. UAB (11/10/23).....DR.....5 vs. California (11/26/22)

2 vs. UAB (11/10/23).....TOT.....6 vs. California (11/26/22)

3 vs. Winthrop (11/6/23).....AST.....3, 3x, last vs. Winthrop (11/6/23)

1 vs. UAB (11/10/23)f.....STL.....2, 3x, last at Boston College (1/31/23)

1 vs. Winthrop (11/6/23).....BLK.....1, 5x, last vs. Winthrop (11/6/23)

21 vs. Winthrop (11/6/23).....MIN.....41 vs. Penn State (11/29/22)

Player Facts

Major: Athletic Leadership

Birthday: June 17, 2001

Instagram: @alexhemenway

Full bio, game-by-game stats, career stats and NIL opportunities available:

CLEMSONTIGERS.COM


Career Stats																								
Year	GP	GS	Min.	FG	FGA	Pct.	FG	FGA	Pct.	FT	FTA	Pct.	OR	DR	TOT	Avg.	PF	DQ	A	TO	Blk	Stl	Pts.	Avg.
2019-20	15	0	183	25	50	.500	20	42	.476	2	2	1.000	3	10	13	0.9	12	0	6	6	0	0	72	4.8
2020-21	24	11	376	36	86	.419	24	62	.387	16	18	.889	0	31	31	1.3	33	0	14	19	2	9	112	4.7
2021-22	31	2	454	50	121	.413	39	96	.406	22	31	.710	6	35	41	1.3	40	0	10	10	0	7	161	5.2
2022-23	20	12	480	46	92	.500	33	70	.471	12	16	.750	3	32	35	1.8	32	0	21	13	2	9	137	6.9
2023-24	2	0	38	3	7	.429	3	7	.429	0	0	.000	0	2	2	1.0	2	0	4	1	1	1	9	4.5
TOTAL	92	25	1531	160	356	.449	118	277	.430	52	67	.776	12	110	122	1.3	119	0	55	49	5	26	491	5.3

LAST FIVE GAMES

Date	Opponent	W/L	Min.	Field Goals			3-PT			FT	FTA	Pct.	OR	Rebounds			PF	A	TO	Blk	Stl	+/-	Pts.
				FG	FGA	Pct.	FG	FGA	Pct.					DR	TOT								

Notes

- First season on the active roster after serving two years as a team manager. Heavy contributor on scout team.
- Attended nearby Daniel High School and served as a team captain. Led team to a 23-6 record – an all-time best for Daniel.
- Selected to play in All Star Tri-County Tip Off Classic
- Mountain Lakes First Team Selection
- All-Region runner-up
- All-Academic team for four years
- Highest 3-point percentage for Daniel High School
- Played AAU for Carolina Pressure



2023-24 SEASON HIGHS

CAREER HIGHS

.....PTS.....

.....FG.....

.....3FG.....

.....FT.....

.....OR.....

.....DR.....

.....TOT.....

.....AST.....

.....STL.....

.....BLK.....

.....MIN.....

Player Facts

Major: Athletic Leadership

Birthday: November 27, 2000

Instagram: @jg3

Full bio, game-by-game stats, career stats and NIL opportunities available:


CLEMSONTIGERS.COM

Career Stats																								
Year				Field Goals			3-PT			Rebounds														
	GP	GS	Min.	FG	FGA	Pct.	FG	FGA	Pct.	FT	FTA	Pct.	OR	DR	TOT	Avg.	PF	DQ	A	TO	Blk	Stl	Pts.	Avg.
2023-24																								
TOTAL																								

LAST FIVE GAMES	Date	Opponent	W/L	Min.	Field Goals			3-PT			FT	FTA	Pct.	Rebounds			PF	A	TO	Blk	Stl	+/-	Pts.
					FG	FGA	Pct.	FG	FGA	Pct.				OR	DR	TOT							

Notes

- Thomas is a 6-7, 185-pound guard from Lake Forest, Ill. and is rated a three-star prospect, according to 247Sports and Rivals.
- Thomas led the Illinois Wolves (AAU) in scoring this past summer on the UAA circuit averaging 15.1 points per game, while shooting 45.0 percent from the field and 38.0 percent from three. He was recognized by Synergy Sports as being the most offensively efficient player on the UAA 17U circuit this past summer. Thomas averaged a circuit-best 1.07 points per possession.
- At Lake Forest High School, Thomas averaged 17.1 points and 6.3 rebounds per game, while shooting 40.3 percent from three and 85.2 percent from the foul line. He made a school-record 98 three-point field goals and scored 1,130 career points.
- Thomas was ranked as the eighth-best player in the 2023 class from the state of Illinois.
- Thomas chose Clemson over Illinois, Iowa, Wisconsin, Virginia Tech, Marquette and DePaul.



- IBCA First Team All-State
- Chicago Sun Times First Team All-State
- North Suburban Conference Player of the Year
- Chicago Sun Times First Team All-Area
- Under Armour Association – No. 1 in Scoring Efficiency

2023-24 SEASON HIGHS
CAREER HIGHS

PTS.....
FG.....
3FG.....
FT.....
OR.....
DR.....
TOT.....
AST.....
STL.....
BLK.....
MIN.....

Player Facts

Major: Sports Communication
Birthday: February 16, 2005
Instagram: @_asathomas_

Full bio, game-by-game stats, career stats and NIL opportunities available:

CLEMSONTIGERS.COM

Career Stats				Field Goals			3-PT			Rebounds														
Year	GP	GS	Min.	FG	FGA	Pct.	FG	FGA	Pct.	FT	FTA	Pct.	OR	DR	TOT	Avg.	PF	DQ	A	TO	Blk	Stl	Pts.	Avg.
2023-24																								
TOTAL																								

LAST FIVE GAMES	Date	Opponent	W/L	Min.	Field Goals			3-PT			FT	FTA	Pct.	Rebounds			PF	A	TO	Blk	Stl	+/-	Pts.
					FG	FGA	Pct.	FG	FGA	Pct.				OR	DR	TOT							

Notes

- Appeared in six games last season and totaled seven minutes last season.
- Scored first career points at North Carolina (Feb. 11).
- Finished the season 2-for-2 from the field, scoring in two games, including a win over Florida State (Feb. 15).
- Attended Porter-Gaud High School and lettered in both football and basketball.



2023-24 SEASON HIGHS
CAREER HIGHS

PTS.....
FG.....
3FG.....
FT.....
OR.....
DR.....
TOT.....
AST.....
STL.....
BLK.....
MIN.....

Player Facts

Major: History
Birthday: August 1, 2002
Instagram: @matt.kelly1

Full bio, game-by-game stats, career stats and NIL opportunities available:

CLEMSONTIGERS.COM

Career Stats				Field Goals			3-PT			Rebounds														
Year	GP	GS	Min.	FG	FGA	Pct.	FG	FGA	Pct.	FT	FTA	Pct.	OR	DR	TOT	Avg.	PF	DQ	A	TO	Blk	Stl	Pts.	Avg.
2022-23	6	0	7	2	2	1.000	0	0	.000	0	0	.000	0	1	1	0.2	0	0	1	0	0	1	4	0.7
2023-24																								
TOTAL	6	0	7	2	2	1.000	0	0	.000	0	0	.000	0	1	1	0.2	0	0	1	0	0	1	4	0.7

LAST FIVE GAMES																							
	Field Goals							3-PT			Rebounds												
	Date	Opponent	W/L	Min.	FG	FGA	Pct.	FG	FGA	Pct.	FT	FTA	Pct.	OR	DR	TOT	PF	A	TO	Blk	Stl	+/-	Pts.
	11/6	Winthrop	W	17	1	5	.250	0	2	.000	0	0	.000	1	5	6	2	1	3	1	0	8	2
	11/10	UAB	W	19	1	3	.333	1	1	1.000	1	4	.250	1	1	2	1	0	1	1	0	1	4

Notes

- Appeared in 27 games last season, all off of the Tiger bench. He averaged 8.9 minutes per game.
 - Averaged 2.4 points, 0.9 rebounds and 0.4 assists per game last season, including two double-digit scoring games.
 - Totaled three blocks and four steals.
 - Finished the season shooting 44.4 percent from the floor, 40.0 percent from three and 66.7 percent at the foul line.
 - Scored in double-figures twice in a three game stretch, including a career-high 12 points in a win over Georgia Tech (Jan. 24).
 - He finished 5-for-7 from the floor and 2-for-3 from three.
 - The 12 points and five made field goals were both season highs.
 - Netted 10 points at Wake Forest (Jan. 17) and made a season high three 3-pointers.
- Also collected a season high four rebounds in the loss to Wake.
- Wiggins is a 6-9, 205-pound forward from Covington, Ga. and is rated a three-star prospect, according to 247Sports and Rivals.
 - Wiggins averaged 12.1 points, 6.6 rebounds, 2.3 assists, 1.2 steals and 1.8 blocks per game last season for Grayson. He was high school teammates with current Tiger Ian Schieffelin (Loganville, Ga./Grayson).
 - Wiggins is ranked as the fourth-best player in the 2022 class from the state of Georgia and is a Top 150 player according to 247Sports.
 - Wiggins chose Clemson over NC State, Georgia, South Florida and Maryland.



2023-24 SEASON HIGHS

		CAREER HIGHS	
4 vs. UAB (11/10/23).....	PTS.....	12 vs. Georgia Tech (1/24/23)	
1 vs. UAB (11/10/23).....	FG.....	5 vs. Georgia Tech (1/24/23)	
1 vs. UAB (11/10/23).....	3FG.....	3 at Wake Forest (1/17/23)	
1 vs. UAB (11/10/23).....	FT.....	1, 3x, last vs. UAB (11/10/23)	
1 vs. UAB (11/10/23).....	OR.....	1, 4x, last vs. UAB (11/10/23)	
5 vs. Winthrop (11/6/23).....	DR.....	5 vs. Winthrop (11/6/23)	
6 vs. Winthrop (11/6/23).....	TOT.....	6 vs. Winthrop (11/6/23)	
	AST.....	3 at Wake Forest (1/17/23)	
	STL.....	2 vs. Virginia Tech (1/21/23)	
1 vs. UAB (11/10/23).....	BLK.....	1, 4x, last vs. UAB (11/10/23)	
19 vs. UAB (11/10/23).....	MIN.....	30 at Wake Forest (1/17/23)	

Player Facts

Major: Parks, Recreation, Tourism Management
 Birthday: February 7, 2004
 Instagram: @chauncey30

Full bio, game-by-game stats, career stats and NIL opportunities available:

CLEMSONTIGERS.COM

Career Stats

Year	GP	GS	Min.	FG	FGA	Pct.	FG	FGA	Pct.	FT	FTA	Pct.	OR	DR	TOT	Avg.	PF	DQ	A	TO	Blk	Stl	Pts.	Avg.
2022-23	27	0	241	24	54	.444	14	35	.400	2	3	.667	2	22	24	0.9	13	0	10	6	3	4	64	2.4
2023-24	2	2	36	2	8	.250	1	3	.333	1	4	.250	2	6	8	4.0	3	0	1	4	2	0	6	3.0
TOTAL	29	2	277	26	62	.419	15	38	.395	3	7	.429	4	28	32	1.1	16	0	11	10	5	4	70	2.4

LAST FIVE GAMES																							
	Field Goals							3-PT			Rebounds												
	Date	Opponent	W/L	Min.	FG	FGA	Pct.	FG	FGA	Pct.	FT	FTA	Pct.	OR	DR	TOT	PF	A	TO	Blk	Stl	+/-	Pts.
	11/6	Winthrop	W	20	8	15	.533	2	6	.333	2	2	1.000	3	2	5	3	2	2	1	1	19	20
	11/10	UAB	W	35	11	18	.611	2	4	.500	3	5	.600	2	7	9	3	2	1	3	2	1	27

Notes

- Totaled a season-high 27 points and nine rebounds in a win over UAB (11/10).
 - 17th 20-point game of his career and 13th-straight double-digit scoring game.
 - Scored a team-high 20 points and totaled five rebounds in a season opening win over Winthrop (11/6).
 - He opened the season with consecutive 20-point games, 20 against Winthrop and 27 against UAB. Hall is the first Clemson player to open the season with consecutive 20-point games since Will Solomon opened the 1999-00 season with consecutive 20-point games against East Tennessee State (21) and Wofford (28).
 - The only other Clemson player to open a season with consecutive 20-point games since 1976-77 is Horace Grant, who opened his senior year, 1986-87, by scoring 30 against Georgia State and 27 against Boston University.
- Last Season
- Averaged 17.6 points in ACC play last season and will be the second leading returning scorer in the ACC this coming season in 2023-24. He is second to new teammate Joseph Girard III.
 - Despite being on a minutes restriction for the first two months of the season, he produced 27 double-digit scoring games, 10 20-point games and four double-doubles en route to an All-ACC Third Team season – his first ACC post-season honor of his career.
 - Produced double-doubles in wins at Georgia Tech (25/10), at Pittsburgh (12/10), at Florida State (17/10) and in a loss to Virginia (13/10) in the ACC Tournament semifinals.
 - Totaled 26 points and four rebounds in a home victory over Duke (Jan. 14).
 - Scored a season-high 28 points to along with eight rebounds at Louisville (Feb. 18).



2023-24 SEASON HIGHS

		CAREER HIGHS	
27 vs. UAB (11/10/23).....	PTS.....	28, twice, last at Louisville (2/18/23)	
11 vs. UAB (11/10/23).....	FG.....	12, twice, last at Louisville (2/18/23)	
2 vs. UAB (11/10/23).....	3FG.....	21, twice, last at Louisville (2/18/23)	
3 vs. UAB (11/10/23).....	FT.....	12 at Florida State (2/15/22)	
3 vs. Winthrop (11/6/23).....	OR.....	5 at Georgia Tech (12/21/22)	
7 vs. UAB (11/10/23).....	DR.....	9 at Syracuse (1/18/22)	
9 vs. UAB (11/10/23).....	TOT.....	13 vs. Drake (12/11/21)	
2 vs. UAB (11/10/23).....	AST.....	4, twice, last vs. NC State (12/30/22)	
2 vs. UAB (11/10/23).....	STL.....	3, twice, last vs. Virginia Tech (1/21/23)	
3 vs. UAB (11/10/23).....	BLK.....	5 vs. Morehead State (3/15/23)	
35 vs. UAB (11/10/23).....	MIN.....	34 at Florida State (1/28/23)	

Player Facts

Major: Sports Communication
 Birthday: February 21, 2002
 Instagram: @pjhall_24

Full bio, game-by-game stats, career stats and NIL opportunities available:

CLEMSONTIGERS.COM

Career Stats

Year	GP	GS	Min.	FG	FGA	Pct.	FG	FGA	Pct.	FT	FTA	Pct.	OR	DR	TOT	Avg.	PF	DQ	A	TO	Blk	Stl	Pts.	Avg.
2020-21	21	0	208	30	61	.492	2	15	.133	12	16	.750	14	28	42	2.0	28	0	2	9	5	4	74	3.5
2021-22	30	29	823	179	363	.493	24	78	.308	82	105	.781	52	122	174	5.8	76	1	48	54	38	16	464	15.5
2022-23	33	27	811	192	359	.535	33	83	.398	88	112	.786	52	135	187	5.7	75	0	33	57	37	22	505	15.3
2023-24	2	2	55	19	33	.576	4	10	.400	5	7	.714	5	9	14	7.0	6	0	4	3	4	3	47	23.5
TOTAL	86	58	1897	420	816	.515	63	186	.339	187	240	.779	123	294	417	4.8	185	1	87	123	84	45	1090	12.7

LAST FIVE GAMES

Date	Opponent	W/L	Min.	Field Goals			3-PT			FT			Rebounds			PF	A	TO	Blk	Stl	+/-	Pts.
				FG	FGA	Pct.	FG	FGA	Pct.	FT	FTA	Pct.	OR	DR	TOT							

Notes

- Appeared in seven games and played 10 minutes last season.
- Scored first career basket in a win over Richmond (Dec. 17). He was assisted by his brother Jack Nauseef on the play.
- Totaled his second basket of the season in home win over Notre Dame (March 4).
- Collected four rebounds in four separate games.
- Tallied first career assist in a win over Georgia Tech (Jan. 24). First career block was against Loyola Maryland (Nov. 21) and first career steal was against Notre Dame.
- Appeared in two games in 2021-22.
- Grabbed first career rebound at Notre Dame (Jan. 12).

2023-24 SEASON HIGHS

CAREER HIGHS

PTS..... 2, twice, last vs. Notre Dame (3/4/23)

FG..... 1, twice, last vs. Notre Dame (3/4/23)

3FG.....

FT.....

OR..... 1, twice, last vs. Notre Dame (3/4/23)

DR..... 1, three times, last vs. Notre Dame (3/4/23)

TOT..... 1, five times, last vs. Notre Dame (3/4/23)

AST..... 1 at Georgia Tech (12/21/22)

STL..... 1 vs. Notre Dame (3/4/23)

BLK..... 1 vs. Loyola Maryland (11/21/22)

MIN..... 2 vs. Notre Dame (3/4/23)

Player Facts

Major: Microbiology

Birthday: September 29, 2002

Instagram: @dnauseef

Full bio, game-by-game stats, career stats and NIL opportunities available:

CLEMSONTIGERS.COM

Career Stats

	Field Goals						3-PT			Rebounds																				
Year	GP	GS	Min.	FG	FGA	Pct.	FG	FGA	Pct.	FT	FTA	Pct.	OR	DR	TOT	Avg.	PF	DQ	A	TO	Blk	Stl	Pts.	Avg.						
2021-22	2	0	2	0	0	.000	0	0	.000	0	0	.000	1	0	1	0.5	0	0	0	0	0	0	0	0.0						
2022-23	7	0	8	2	3	.667	0	0	.000	0	0	.000	1	3	4	0.6	2	0	1	1	1	1	4	0.6						
2023-24																														
TOTAL	9	0	10	2	3	.667	0	0	.000	0	0	.000	2	3	5	0.6	2	0	1	1	1	1	4	0.4						

LAST FIVE GAMES

Date	Opponent	W/L	Min.	Field Goals			3-PT			FT			Rebounds			PF	A	TO	Blk	Stl	+/-	Pts.
				FG	FGA	Pct.	FG	FGA	Pct.	FT	FTA	Pct.	OR	DR	TOT							
11/6	Winthrop	W	14	0	0	.000	0	0	.000	0	0	.000	0	3	3	2	2	0	0	1	11	0
11/10	UAB	W	2	1	1	1.000	0	0	.000	0	0	.000	0	1	1	0	0	0	0	0	2	2

Notes

- Played in all 32 games with 30 starts last season.
- Finished the season with 244 points after averaging 7.6 points per game.
- Posted 139 rebounds on the season and averaged 3.4 per game.
- Finished out the season with 35 total assists.
- Totaled 13 double-figure scoring games.
- Notched a season-high of 16 points against Chattanooga on Feb. 18.
- Recorded a season-high of 10 rebounds against Marshall on Dec. 13.

2023-24 SEASON HIGHS

CAREER HIGHS

2 vs. UAB (11/10/23)..... PTS..... 23 at Chattanooga (2/17/22)

1 vs. UAB (11/10/23)..... FG..... 10 vs. The Citadel (2/10/22)

..... 3FG..... 3 vs. The Citadel (2/5/20)

..... FT..... 12 vs. Elon (11/30/21)

..... OR..... 7 vs. UMass (11/19/21)

3 vs. Winthrop (11/6/23)..... DR..... 6, 3x, last at Western Carolina (2/7/22)

3 vs. Winthrop (11/6/23)..... TOT..... 10, 4x, last vs. Marshall (12/13/22)

2 vs. Winthrop (11/6/23)..... AST..... 3, 6x, last at Chattanooga (2/18/23)

1 vs. Winthrop (11/6/23)..... STL..... 7 vs. Coppin State (11/15/21)

..... BLK..... 3 at Furman (2/5/22)

14 vs. Winthrop (11/6/23)..... MIN..... 34 vs. VMI (2/2/22)

Player Facts

Major: Athletic Leadership

Birthday: April 4, 2001

Instagram: @basleyte

Full bio, game-by-game stats, career stats and NIL opportunities available:

CLEMSONTIGERS.COM

Career Stats

	Field Goals						3-PT			Rebounds																				
Year	GP	GS	Min.	FG	FGA	Pct.	FG	FGA	Pct.	FT	FTA	Pct.	OR	DR	TOT	Avg.	PF	DQ	A	TO	Blk	Stl	Pts.	Avg.						
2019-20*	29	0	243	22	49	.449	8	21	.381	11	19	.579	18	21	39	1.3	22	0	5	4	3	8	63	2.2						
2020-21*	29	0	227	15	31	.484	1	11	.091	6	13	.462	20	30	50	1.7	28	0	11	6	7	2	37	1.3						
2021-22*	31	19	753	108	202	.535	2	18	.111	78	107	.729	82	103	185	6.0	55	1	27	39	13	19	296	9.5						
2022-23*	32	30	756	97	200	.485	3	25	.120	47	72	.653	65	74	139	4.3	65	0	35	29	16	18	244	7.6						
2023-24	2	0	16	1	1	1.000	0	0	.000	0	0	.000	0	4	4	2.0	2	0	2	0	0	1	2	1.0						
TOTAL	123	49	1996	243	483	.503	14	75	.187	142	211	.673	185	232	417	3.4	172	1	80	78	39	48	642	5.2						

* Games played at UNCG



MISCELLANEOUS STATS

THE LAST TIME...

	CLEMSON	OPPONENT
A player had a triple-double	1/26/93 vs. Maryland (Sharone Wright, 12p/14r/10b)	Never Accomplished
A player had a 20-point, 20-rebound game	12/17/90 vs. SC State (Dale Davis, 22p/21r)	1/11/06 vs. Wake Forest (Eric Williams, 22p/20r)
A player had 30+ points	12/30/22 vs. NC State (Hunter Tyson, 31)	11/21/18 vs. Creighton (Ty-Shon Alexander, 36)
A player had 40+ points	1/24/01 vs. Georgia Tech (Will Solomon, 41)	3/12/11 vs. North Carolina (Harrison Barnes, 40)
A player had 50+ points	2/17/1916 (J.W. Stribling, 50)	2/24/55 at Furman (Darrell Floyd, 56)
A player had 15+ field goals	1/14/87 vs. Furman (Horace Grant, 15)	2/24/82 at Duke (Vince Taylor, 16)
A player had 15+ free throws	1/27/13 vs. Virginia Tech (Milton Jennings, 16)	3/9/16 vs. Georgia Tech (Marcus Georges-Hunt, 15)
A player had 20+ rebounds	3/4/99 vs. Florida State (Harold Jamison, 20)	3/6/19 at Notre Dame (John Mooney, 20)
A player had 15+ assists	2/13/02 vs. Wake Forest (Edward Scott, 16)	1/10/87 vs. Wake Forest (Tyrone "Mugsey" Bogues, 17)
A player had 6+ steals	2/13/16 vs. Georgia Tech (Avry Holmes, 6)	2/3/07 at Georgia Tech (Javaris Crittenton, 7)
A player had 8+ blocks	2/6/16 vs. Virginia Tech (Landry Nnoko, 8)	3/11/94 vs. Duke (Cherokee Parks, 10)
A player converted a four-point play	12/14/21 vs. Miami (Oh.) (Alex Hemenway, 8:32 2H)	12/20/19 vs. Jacksonville (Kevin Norman, 15:04 1H)
A player was perfect from the field (min. 10 FGA)	Never Accomplished	3/8/92 at Georgia Tech (Matt Geiger, 10-10)
A player was perfect from the foul line (min. 10 FTA)	2/25/23 at NC State (Brevin Galloway, 10-10)	11/21/18 vs. Creighton (Ty-Son Alexander, 11-11)
A team scored 100+ points	11/29/22 vs. Penn State (101)	2/5/17 vs. Florida State (109)
A team scored less than 40	1/23/18 at Virginia (36)	12/2/20 vs. SC State (38)
A team had 30+ assists	11/21/05 vs. Coppin State (30)	2/1/68 vs. Georgia Tech (35)
A team had 50+ rebounds	12/18/21 vs. South Carolina (51)	11/11/22 at South Carolina (50)
A team shot .650+ from the field	2/22/20 at Boston College (.689)	2/5/17 at Florida State (.661)
A team did not miss a free throw (min. 10 FTA)	1/31/23 at Boston College (16-16)	11/26/21 vs. Charleston Southern (15-15)
A team did not make a three-pointer	1/26/19 at NC State (0-7)	2/1/06 at Florida State (0-9)
A team had two players score 30+ points	2/13/02 vs. Wake Forest (Stockman, 30; Scott, 30)	1/9/80 vs. Duke (Banks, 31; Gminski, 30)
A team had two players score 20+ points	2/25/23 at NC State (Galloway, 28; Hall, 20)	11/29/22 at Georgia Tech (Wynter 26, Pickett 23, Lundy 23)
A team had three players score 20+ points	3/4/06 vs. Georgia Tech (Hamilton, 24; Akingbala 22; Robinson, 22)	11/29/22 at Georgia Tech (Wynter 26, Pickett 23, Lundy 23)
A team had three double-doubles	1/11/14 vs. Duke (McDaniels, Blossomgame, Nnoko)	2/28/90 vs. Duke (Henderson, Hurley, Laettner)
A team had six players score 10+ points	12/14/21 vs. Miami (Oh.) (W, 89-76)	12/2/01 vs. Duke (L, 80-96)
Played an overtime game	11/29/22 vs. Penn State (101-94)	
Played a double-overtime game	11/29/22 vs. Penn State (101-94); 3/2/14 vs. Maryland (77-73)	
Clemson was ranked (AP Poll)	January 30, 2023 (20)	
Clemson played a ranked opponent (AP Poll)	vs. No. 13 Virginia (56-76) on March 10, 2023	
Clemson defeated a ranked opponent (AP Poll)	vs. No. 24 Duke (72-64) on January 14, 2023	
Clemson lost to a ranked opponent (AP Poll)	vs. No. 13 Virginia (56-76) on March 10, 2023	
Clemson faced No. 1 (AP Poll)	vs. Duke (68-87) on January 5, 2019	
Clemson defeated No. 1 (AP Poll)	vs. North Carolina (75-65) on February 18, 2001	

MISCELLANEOUS STATS

Dunks (8): RJ Godfrey (1), PJ Hall (4), Ian Schieffelin (3)
Charges Taken (4): PJ Hall (3), Ian Schieffelin (1)
20-Point Games (2): PJ Hall (2)
30-Point Games (0):
Double-Doubles (0):
Double Figure Scoring (6): RJ Godfrey (1), PJ Hall (2), Chase Hunter (2), Ian Schieffelin (1)
Double Figure Rebounding (0):
Led Clemson in Scoring: PJ Hall (2)
Led Clemson in Rebounding: PJ Hall (1), Ian Schieffelin (1)
Led Clemson in Assists: Joseph Girard III (1), Chase Hunter (1)
Consecutive Field Goals Made: PJ Hall (2) last vs. UAB (11/10/23)
Consecutive Points Scored: 7 by PJ Hall vs. Winthrop (11/6/23)
Consecutive Free Throws Made: 4 by Ian Schieffelin vs. Winthrop (11/6/23); 4 by Chase Hunter vs. Winthrop (11/6/23)
Consecutive Three-Pointers Made: 2 by Alex Hemenway vs. Winthrop (11/6/23)
Largest Lead: 24 vs. Winthrop (11/6/23)
Largest Deficit: 9 vs. UAB (11/10/23)
Largest Halftime Deficit: 3 vs. UAB (11/10/23)
Largest Deficit Overcome for Victory: 9 vs. UAB (7:01 2H, 11/10/23)
Most Consecutive Clemson Points: 14 vs. UAB (11/10/23)
Most Consecutive Opponent Points: 10 vs. UAB (11/10/23)

CLEMSON'S RECORD...

Overall	2-0
At home	1-0
On the road	0-0
At neutral sites	1-0
In overtime	0-0
Vs. ranked opponents	0-0
In games decided by 3 points or less	1-0
In games decided by 5 points or less	0-0
In games decided by 7 or more points	1-0
When leading at halftime	1-0
When trailing at halftime	1-0
When tied at halftime	0-0
When leading with 5:00 left	2-0
When trailing with 5:00 left	0-0
When leading with 1:00 left	1-0
When trailing with 1:00 left	1-0
When shooting 50% or better	0-0
When opponent shoots less than 50%	2-0
When scoring 70 or more points	2-0
When winning the rebound margin	1-0
When winning the turnover margin	2-0
When winning points in the paint	1-0
When winning bench points	1-0
In November	2-0
In December	0-0
In January	0-0
In February	0-0
In March	0-0

2023-24 STARTING LINEUPS (1)

Lineup #	Game #	G	G	G/F	F	C	G	W-L	PCT.
1	1-2	C. Hunter	Girard III	Wiggins	Schieffelin	Hall	2	2-0	1.000

SUPERLATIVE STATS

INDIVIDUAL GAME HIGHS/INDIVIDUAL HIGHS UNDER BROWNELL

italic indicates all-time under Coach Brownell

CLEMSON		OPPONENT	
	HIGHS		HIGHS
Points	27, PJ Hall, 11/10 vs. UAB 33, Jaron Blossomgame, 2/20/16 at NC State	Points	18, Eric Gaines, 11/10 vs. UAB 40, Harrison Barnes, 3/12/11 vs. North Carolina
FG	11, PJ Hall, 11/10 vs. UAB 13, Jaron Blossomgame, last on 2/8/16 vs. Notre Dame	FG	7, Eric Gaines, 11/10 vs. UAB 12, last by Landers Nolley II, 11/5/19 vs. Virginia Tech
FGA	18, PJ Hall, 11/10 vs. UAB 24, KJ McDaniels, 2/11/14 at Notre Dame	FGA	17, Eric Gaines, 11/10 vs. UAB 23, Landers Nolley II, 11/5/19 vs. Virginia Tech
FG Perfection	1, Bas Leyte, 11/10 vs. UAB 7, last by Ian Schieffelin, 3/4/23 vs. Notre Dame	FG Perfection	N/A 8, Mark Williams, 2/10/22 vs. Duke
3FG	3, Alex Hemenway, 11/6 vs. Winthrop 8, Marquise Reed, 2/21/18 at Virginia Tech*	3FG	3, Eric Gaines, 11/10 vs. UAB 8, Lamar Peters, 12/8/18 vs. Mississippi State
3FGA	6, PJ Hall and Chase Hunter, 11/6 vs. Winthrop 20, Marquise Reed, 2/21/18 at Virginia Tech	3FGA	8, Eric Gaines, 11/10 vs. UAB 12, last by Antoine Davis, 11/17/19 vs. Detroit Mercy
3FG Perfection	1, RJ Godfrey, 11/6 vs. Winthrop; 11/10 Chauncey Wiggins vs. UAB 5, Gabe DeVoe, 11/24/17 vs. Texas Southern	3FG Perfection	2, Kasen Harrison, 11/6 vs. Winthrop 5, last by Chris Childs, 11/15/21 vs. Bryant
FT	4, by three guys, last by RJ Godfrey, 11/10 vs. UAB 16, Milton Jennings, 1/27/13 vs. Virginia Tech	FT	4, last by Javian Davis, 11/10 vs. UAB 15, Marcus Georges-Hunt, 3/9/16 at Georgia Tech
FTA	6, RJ Godfrey, 11/10 vs. UAB 18, Milton Jennings, 1/27/13 vs. Virginia Tech	FTA	5, Alex Timmerman, 11/6 vs. Winthrop 16, Marcus Georges-Hunt, 3/9/16 at Georgia Tech
FT Perfection	4, Ian Schieffelin and Chase Hunter, 11/6 vs. Winthrop 10, Brevin Galloway, 2/25/ at NC State	FT Perfection	4, last by Javian Davis, 11/10 vs. UAB 8, last by Theo Pinson, 1/16/18 at North Carolina
Rebounds	9, PJ Hall, 11/10 vs. UAB 16, Elijah Thomas, 11/24/17 vs. Texas Southern	Rebounds	7, Alex Timmerman, 11/6 vs. Winthrop 20, John Mooney, 3/9/19 at Notre Dame
Offensive Reb.	3, Ian Schieffelin and PJ Hall, 11/6 vs. Winthrop 9, Ian Schieffelin, 11/7 vs. The Citadel	Offensive Reb.	2, last by Javian Davis and Yaxel Lendeborg, 11/10 vs. UAB 8, Jordan Murphy, 11/30/15 at Minnesota
Assists	4, by three guys, last by Ian Schieffelin and Chase Hunter, 11/10 vs. UAB 11, last by Chase Hunter, 2/22 vs. Syracuse	Assists	3, Eric Gaines and Efre Johnson, 11/10 vs. UAB 13, Kendall Marshall, 2/18/12 at North Carolina
Blocks	3, PJ Hall, 11/10 vs. UAB 8, last by Landry Nnoko, 2/6/16 at Virginia Tech	Blocks	1, Yaxel Lendeborg and Efre Johnson, 11/10 vs. UAB 7, James Banks III, 2/6/19 at Georgia Tech
Steals	2, PJ Hall, 11/10 vs. UAB 6, Avry Holmes, 2/13/16 vs. Georgia Tech	Steals	4, Eric Gaines, 11/10 vs. UAB 6, Makai Ashton-Langford, 1/31/23 at Boston College
Minutes	35, PJ Hall and Chase Hunter, 11/10 vs. UAB ^^48, KJ McDaniels, 3/2/14 vs. Maryland	Minutes	33, last by Eric Gaines, 11/10 vs. UAB ^^50, Eric Atkins, 2/11/14 at Notre Dame

^ - denotes one overtime period, * - denotes school record

2023-24 TEAM HIGHS & LOWS

CLEMSON		OPPONENT	
	HIGHS		HIGHS
Points	78, 11/6 vs. Winthrop.....	Points	76, 11/10 vs. UAB.....
1st Half Points	39, 11/10 vs. UAB.....	1st Half Points	42, 11/10 vs. UAB.....
2nd Half Points	45, 11/6 vs. Winthrop.....	2nd Half Points	34, 11/10 vs. UAB.....
1st Half FG%	48.3, 11/10 vs. UAB.....	1st Half FG%	50.0, 11/10 vs. UAB.....
2nd Half FG%	50.0, 11/6 vs. Winthrop and 11/10 vs. UAB.....	2nd Half FG%	42.9, 11/10 vs. UAB.....
Scoring Margin	+22, 11/6 vs. Winthrop.....	FG	28, 11/10 vs. UAB.....
FG	27, 11/6 vs. Winthrop and 11/10 vs. UAB.....	FGA	60, 11/10 vs. UAB.....
FGA	62, 11/6 vs. Winthrop.....	FG%	46.7, 11/10 vs. UAB.....
FG%	49.1, 11/10 vs. UAB.....	3FG	9, 11/10 vs. UAB.....
3FG	13, 11/6 vs. Winthrop.....	3FGA	22, 11/10 vs. UAB.....
3FGA	32, 11/6 vs. Winthrop.....	3FG% (Min. 10)	40.9, 11/10 vs. UAB.....
3FG% (Min. 10)	40.6, 11/6 vs. Winthrop.....	FT	15, 11/6 vs. Winthrop.....
FT	17, 11/10 vs. UAB.....	FTA	18, 11/6 vs. Winthrop.....
FTA	27, 11/10 vs. UAB.....	FT% (Min. 10)	83.3, 11/6 vs. Winthrop.....
FT% (Min. 10)	91.7, 11/6 vs. Winthrop.....	Rebounds	39, 11/10 vs. UAB.....
Rebounds	39, 11/6 vs. Winthrop.....	Offensive Reb.	12, 11/10 vs. UAB.....
Offensive Reb.	10, 11/6 vs. Winthrop.....	Assists	14, 11/10 vs. UAB.....
Rebound Margin	+9, 11/6 vs. Winthrop.....	Turnovers	14, 11/6 vs. Winthrop and 11/10 vs. UAB.....
Assists	21, 11/6 vs. Winthrop.....	Blocks	2, 11/10 vs. UAB.....
Turnovers	10, 11/6 vs. Winthrop and 11/10 vs. UAB.....	Steals	5, 11/6 vs. Winthrop and 11/10 vs. UAB.....
Blocks	7, 11/10 vs. UAB.....	Fouls	23, 11/10 vs. UAB.....
Steals	7, 11/6 vs. Winthrop.....		
Fouls	17, 11/6 vs. Winthrop.....		

TEAM HIGHS & LOWS UNDER BROWNELL

CLEMSON		OPPONENT	
	HIGHS		HIGHS
Points	101, 11/29 vs. Penn State.....	Points	109, 2/5/17 at Florida State.....
1st Half Points	54, last on 2/25 at NC State.....	1st Half Points	51, 2/5/17 at Florida State.....
2nd Half Points	56, last on 1/16/18 at North Carolina.....	2nd Half Points	58, 2/5/17 at Florida State.....
1st Half FG%	69.6, 2/22/20 at Boston College.....	1st Half FG%	64.0, 3/4/12 at Florida State.....
2nd Half FG%	85.0, 1/12/11 vs. Georgia Tech.....	2nd Half FG%	72.0, 1/8/13 at Duke.....
Scoring Margin	+45, 11/14/14 vs. Florida A&M.....	FG	41, 2/5/17 at Florida State.....
FG	35, last on 2/15 vs. Florida State.....	FGA	79, 3/2/14 vs. Maryland.....
FGA	73, 3/4/12 at Florida State.....	FG%	66.1, 2/5/17 at Florida State.....
FG%	69.2, 1/12/11 vs. Georgia Tech.....	3FG	19, 12/8/18 vs. Mississippi State.....
3FG	15, 1/30/18 vs. North Carolina.....	3FGA	40, 11/17/16 vs. Davidson.....
3FGA	36, last on 2/21/18 at Virginia Tech.....	3FG% (Min. 10)	72.7, 2/7/12 vs. Maryland.....
3FG% (Min. 10)	78.6, 1/12/11 vs. Georgia Tech.....	FT	25, last on 2/15/22 at Florida State.....
FT	32, 1/10/16 vs. Louisville.....	FTA	35, 1/22/11 at Maryland.....
FTA	46, 11/12/10 vs. Western Carolina.....	FT% (Min. 10)	96.0, 11/26/19 vs. Colorado.....
FT% (Min. 10)	100.0, 1/31/23 at Boston College (16-16).....	Rebounds	63, 3/2/14 vs. Maryland.....
Rebounds	51, last on 12/18/21 vs. South Carolina.....	Offensive Reb.	24, 1/10/16 vs. Louisville.....
Offensive Reb.	23, last on 12/13/16 vs. SC State.....	Assists	26, 2/5/17 at Florida State.....
Rebound Margin	+23, 11/17/17 vs. North Carolina A&T.....	Turnovers	25, 1/13 vs. The Citadel.....
Assists	28, 2/22/23 vs. Syracuse.....	Blocks	11, 12/22/21 at Virginia.....
Turnovers	22, 2/5/17 at Florida State.....	Steals	17, 12/12/20 vs. Alabama.....
Blocks	12, last on 11/17/13 vs. South Carolina.....	Fouls	32, 11/12/10 vs. Western Carolina.....
Steals	16, 1/1/13 vs. The Citadel.....		
Fouls	26, 1/17/23 at Wake Forest.....		

GAME-BY-GAME RESULTS

Opponent	Score	By Periods	FGM-A-Pct.	3FGM-A-Pct	FTM-A-Pct.	Reb (O-D)	PF-DQ	A	TO	BS	S	1H-FG%	2H-FG%	Bench
H-Winthrop	56	24-32	18-52-.346	5-18-.278	15-18-.833	30 (6-24)	13-0	6	14	0	6	.350	.344	17
Clemson	78	33-45	27-62-.435	13-32-.406	11-12-.917	39 (10-29)	17-0	21	10	6	7	.367	.500	27
N-UAB	76	42-34	28-60-.467	9-22-.409	11-16-.688	39 (12-27)	23-2	14	14	2	5	.500	.429	34
Clemson	77	39-38	27-55-.491	6-19-.316	17-27-.630	26 (5-21)	16-0	16	10	7	4	.483	.500	16

SEASON STATISTICS



2023-24 Clemson Men's Basketball Combined Team Statistics All games

Page 1/1
as of Nov 11, 2023

Game Records

Record	Overall	Home	Away	Neutral
ALL GAMES	2-0	1-0	0-0	1-0
CONFERENCE	0-0	0-0	0-0	0-0
NON-CONFERENCE	2-0	1-0	0-0	1-0

Score by Periods

Team	1st	2nd	OT	TOT
Clemson	72	83	0	155
Opponents	66	66	0	132

Team Box Score

No.	Player				Total		3-Point		F-Throw		Rebounds											
		GP-GS	MIN	AVG	FG-FGA	FG%	3FG-3FGA	3FG%	FT-FTA	FT%	OFF	DEF	TOT	AVG	PF	DQ	A	TO	BLK	STL	PTS	AVG
24	HALL, PJ	2-2	55:03	27.5	19-33	.576	4-10	.400	5-7	.714	5	9	14	7.0	6	0	4	3	4	3	47	23.5
1	HUNTER, Chase	2-2	62:57	31.5	8-19	.421	3-8	.375	7-8	.875	0	2	2	1.0	4	0	6	4	0	1	26	13.0
4	SCHIEFFELIN, Ian	2-2	44:45	22.4	8-13	.615	3-5	.600	5-5	1.000	3	6	9	4.5	4	0	4	1	3	1	24	12.0
10	GODFREY, RJ	2-0	34:59	17.5	6-12	.500	1-1	1.000	5-8	.625	2	5	7	3.5	6	0	1	0	1	1	18	9.0
5	CLARK, Jack	2-0	29:04	14.5	3-8	.375	2-6	.333	2-3	.667	1	6	7	3.5	2	0	2	0	2	1	10	5.0
12	HEMENWAY, Alex	2-0	38:12	19.1	3-7	.429	3-7	.429	0-0	.000	0	2	2	1.0	2	0	4	1	1	1	9	4.5
11	GIRARD III, Joseph	2-2	52:03	26.0	2-9	.222	2-7	.286	3-4	.750	1	3	4	2.0	3	0	6	4	0	2	9	4.5
21	WIGGINS, Chauncey	2-2	35:37	17.8	2-8	.250	1-3	.333	1-4	.250	2	6	8	4.0	3	0	1	4	2	0	6	3.0
2	HUNTER, Dillon	2-0	26:38	13.3	2-6	.333	0-3	.000	0-0	.000	0	5	5	2.5	1	0	6	2	0	0	4	2.0
33	LEYTE, Bas	2-0	16:10	8.1	1-1	1.000	0-0	.000	0-0	.000	0	4	4	2.0	2	0	2	0	0	1	2	1.0
0	BEADLE, Josh	1-0	04:31	4.5	0-1	.000	0-1	.000	0-0	.000	0	0	0	0.0	0	0	1	0	0	0	0	0.0
Team											1	2	3				1					
Total		2	400		54-117	.462	19-51	.373	28-39	.718	15	50	65	32.5	33	0	37	20	13	11	155	77.5
Opponents		2	400		46-112	.411	14-40	.350	26-34	.765	18	51	69	34.5	36	2	20	28	2	10	132	66.0

Team Statistics

	CU	OPP
Scoring	155	132
Points per game	77.5	66.0
Scoring margin	+11.5	-
Field goals-att	54-117	46-112
Field goal pct	.462	.411
3 point fg-att	19-51	14-40
3-point FG pct	.373	.350
3-pt FG made per game	9.5	7.0
Free throws-att	28-39	26-34
Free throw pct	.718	.765
F-Throws made per game	14.0	13.0
Rebounds	65	69
Rebounds per game	32.5	34.5
Rebounding margin	-2.0	-
Assists	37	20
Assists per game	18.5	10.0
Turnovers	20	28
Turnovers per game	10.0	14.0
Turnover margin	+4.0	-
Assist/turnover ratio	1.9	0.7
Steals	11	10
Steals per game	5.5	5.0
Blocks	13	2
Blocks per game	6.5	1.0
Winning streak	2	-
Home win streak	1	-
Attendance	6361	0
Home games-Avg/Game	1-6361	0-0
Neutral site-Avg/Game	-	1-3319

Team Results

Date	Opponent		Score	Att.
11/06/2023	Winthrop	W	78-56	6361
11/10/2023	vs UAB	W	77-76	3319

