



2023 SYRACUSE FOOTBALL

1959 NATIONAL CHAMPIONS // 5 CONFERENCE CHAMPIONSHIPS // 18 CONSENSUS ALL-AMERICANS

GAME INFORMATION

Date..... Saturday, Sept. 30
Location..... Syracuse, N.Y.
Stadium..... JMA Wireless Dome (49,057)
Kickoff..... 12 p.m.
Series..... Clemson leads, 9-2
Tickets..... Cuse.com/Tickets
Television..... ABC
Play-by-Play..... Dave Pasch '94
Analyst..... Dusty Dvoracek
Reporter..... Tom Luginbill
Radio..... Syracuse Sports Network from Learfield IMG College
Play-by-Play..... Matt Park '97
Analyst..... Adam Terry '04
Reporter..... Tim Leonard '20
Student Radio..... WAER 88.3 FM (Syracuse)
Satellite Radio..... Sirius 133/XM 93
Live Audio..... Cuse.com/TuneIn App
Live Stats..... Cuse.com
Twitter..... @CuseFootball
Facebook..... Facebook.com/CuseFootball
Instagram..... @CuseFootball

2023 SCHEDULE/RESULTS

Overall Record: 4-0 • **ACC Record:** 0-0

Home: 3-0 • **Away:** 1-0 • **Neutral:** 0-0 • **Streak:** W4

Date	Opponent (TV)	Time/Result
Sept. 2	COLGATE (ACCNX)	W, 65-0
Sept. 9	WESTERN MICHIGAN (ACCNX)	W, 48-7
Sept. 16	at Purdue (NBC)	W, 35-20
Sept. 23	ARMY (ACCN)	W, 29-16
Sept. 30	CLEMSON * (ABC)	12 p.m.
Oct. 7	at North Carolina *	TBA
Oct. 14	at Florida State *	TBA
Oct. 26	at Virginia Tech * (ESPN)	7:30 p.m.
Nov. 3	BOSTON COLLEGE * (ESPN2)	7:30 p.m.
Nov. 11	vs. Pittsburgh *^	3:30 p.m.
Nov. 18	at Georgia Tech *	TBA
Nov. 25	WAKE FOREST *	TBA

* - ACC game

^ - at Yankee Stadium (Bronx, N.Y.)

Home games in **BOLD CAPS**

All times Eastern

WHAT'S INSIDE

Media Information	2	Start Chart	14
Matchup/Series History.....	3	Roster/Pronunciations.....	15
Notes	4-9	Social Media Roster.....	16-17
Team	4	Player Notes	18-21
Offense	5-6	Game Summaries	22-23
Defense.....	7	Stats.....	24-35
Special Teams	8	Starting Lineups.....	31
Miscellaneous.....	9	Long Plays.....	32
Orange in the NFL	8	Scoring Drives.....	33
Dome.....	9	Conversions/TOP	33
On This Date	9	Red-Zone Stats	34
Overtime History	9	Superlatives	35
ACC Standings/Polls.....	10	Last Time That	36-38
HC Dino Babers.....	11-12		
Assistant Coaches.....	13		
Depth Chart.....	14		



SYRACUSE ORANGE (4-0, 0-0)

AP/Coaches Rank: RV/RV

Head Coach: Dino Babers (8th year)

Overall Record: 77-65 (.542)

at Syracuse: 40-49 (.449)

vs. Clemson: 1-6

VS



CLEMSON TIGERS (2-2, 0-2)

AP/Coaches Rank: RV/RV

Head Coach: Dabo Swinney (15th year)

Overall Record: 163-41

at Clemson: 163-41

vs. Syracuse: 9-1

OPENING DRIVE

ORANGE HOST TIGERS IN ACC OPENER

- Syracuse begins conference play when it hosts Clemson in the JMA Wireless Dome.
- The game will air on ABC, with Dave Pasch '94 (PxP), Dusty Dvoracek (analyst) and Tom Luginbill (reporter) on the call. It marks the second time this season that a 'Cuse alum has been part of the broadcast team.
- Syracuse will try to start the campaign with five-straight victories for the second-consecutive year and third time since 1987 when the Orange posted an unbeaten 11-0-1 record. It would mark the sixth time since 1942 that 'Cuse has started a season 5-0.
- The Orange seek their second-straight perfect record in the month of September. Syracuse has won its last 10 games played in September dating back to the 2021 season.
- Saturday is Orange Central/Homecoming for Syracuse and an Orange Out at the JMA Wireless Dome.

RARE COMPANY

- Syracuse is one of only two FBS schools that rank in the top seven nationally in both scoring offense and scoring defense. The other is Oklahoma.
- The Orange rank sixth in the country in scoring offense, scoring 44.2 points per game.
- The 'Cuse defense is giving up 10.8 points per game, which is good for seventh in the nation.
- Additionally, Syracuse is one of three schools that rank in the top 15 in both total offense and total defense, joining Oklahoma and Miami.

SHRADER RUSHING INTO THE RECORD BOOKS

- QB **Garrett Shrader** scored his sixth rushing touchdown of the season in the win against Army. That total ties him for the team lead with RB **LeQuint Allen Jr.** and ranks tied for eighth in the nation.
- Shrader now has 29 rushing touchdowns at Syracuse, which tie for fourth on the school leader list. The only 'Cuse quarterback to score more rushing touchdowns was Eric Dungey (35). Shrader's 29 rushing touchdowns also tie for eighth on the ACC record list for rushing touchdowns by a quarterback.

Syracuse Career Rushing TD Leaders

No.	Player	Years
1. 45	Walter Reyes	2001-04
2. 35	Eric Dungey	2015-18
35	Floyd Little	1964-66
4. 29	James Mungro	1998-01
29	Garrett Shrader	2021-

MOB DOING MOB THINGS

- Syracuse's defense ranks in the top 20 in the nation in several categories after the first four weeks of the season.
- In addition to ranking in the top 15 in total defense and scoring defense, the Orange rank third in defensive touchdowns (3), 11th in fumbles recovered (4), eighth in kickoff return defense (12.00 ypr.), sixth in passes intercepted (6), 12th in team passing efficiency defense (102.12), 18th in team sacks (3.25 per game) and eighth in turnovers gained (10).
- In addition, Syracuse leads the nation in red zone defense. Opponents have had nine opportunities in the red zone and have converted on four of those chances (.444).
- Syracuse is allowing 10.8 points per game, which is its lowest mark through the first four games since 1983. The Orange gave up 10.0 points per game in the first four contests of that season.

NUMBERS TO KNOW

10

Syracuse has won 10-straight games in the month of September, dating back to the 2021 season.

12

QB **Garrett Shrader** and RB **LeQuint Allen Jr.** have the most combined rushing TDs in nation with 12.

11

Syracuse has punted just 11 times this season, which is tied for the fourth-lowest total in the ACC.

14

WR **Damien Alford** has caught at least one pass in his last 14 games played.



MEDIA CONTACTS

SYRACUSE ATHLETIC COMMUNICATIONS

1301 East Colvin Street, Syracuse, NY 13244
Office: 315-443-2608 | Web: Cuse.com



TYLER CADY
Football SID
Assistant Director/
Athletic Communications
(315) 443-2608 (O)
(315) 941-6569 (C)
tpcady@syr.edu



Susie Mehringer
Assistant Director/
Athletic Communications
(315) 443-2608 (O)
(315) 403-0347 (C)
skmehr@syr.edu



SUE EDSON
Executive Sr. Associate AD/
Chief Communications Officer
(Credential Contact)
(315) 443-2608 (O)
(315) 952-4787 (C)
sedson@syr.edu

ACC COMMUNICATIONS

4512 Weybridge Lane, Greensboro, NC 27407
Office: 336-854-8787 | Web: theACC.com

Amy Yakola, Chief of External Affairs
Andy Fledderjohann, Assistant Commissioner

SOCIAL MEDIA

Join the conversation about all things Syracuse across various social media platforms, including Facebook, Twitter, YouTube, Instagram and Snapchat.



/CuseFootball
/Cuse



@CuseFootball
@Cuse



/Syracuse Orange



@CuseFootball
@Cusepics



@Cuse



@Cuse

WEEKLY MEDIA SCHEDULE

MONDAY

25

- Dino Babers News Conference - 11 a.m. in Iocolano-Petty Football Complex Auditorium
- Deadline to request Tuesday student-athlete interviews - 11 a.m.
Submit requests (max. 2) to Tyler Cady (tpcady@syr.edu)

TUESDAY

26

- Student-Athlete Interviews - 10:15 a.m.
- Game notes on Cuse.com

WEDNESDAY

27

- No media availability

THURSDAY

28

- AmeriCU Dino Babers Radio Show
Live from 7 to 8 p.m. on TK99/105

FRIDAY

29

- No media availability

SATURDAY

30

- Game #5 - Syracuse vs. Clemson (12 p.m., ABC)

GENERAL MEDIA INFORMATION

INTERVIEWS

Interviews with all Orange student-athletes and Coach Dino Babers **MUST** be arranged through the Syracuse Athletic Communications Department. Contact Tyler Cady, Football SID, via email at tpcady@syr.edu or by calling (315) 443-2608. Please give as much advance notice as possible when requesting interviews. Personal phone numbers will not be distributed to media and student-athletes should not be contacted directly by phone, email or social media to arrange interviews or answer questions.

CREDENTIAL REQUESTS

Season and individual game requests for working press credentials for media and professional scouts should be made online via the PressPass media credential system. Please visit www.SportsSystems.com/Syracuse to apply for credentials. Requests should be made at least two weeks prior to the game. All media material (notes, media guides, stats) will be available digitally and will not be provided in the press box.

MEDIA PARKING

Parking for media is limited. Passes are issued on a priority basis within the same guidelines as working credentials.

MEDIA GUIDE

The 2023 media guide will be exclusively digital this season. Media can access the publication on Cuse.com under additional links on the football page.

POSTGAME INTERVIEWS

Postgame interviews will take place in the Kuhn Gameday Lounge Presented by Hidden Level. The space is a hospitality area through halftime. Media can not setup their equipment until the third quarter.

ACC MEDIA PORTAL

The ACC and XOS Digital have partnered to provide individual highlight packages from all ACC-controlled regular-season football games to approved TV news affiliates for the 2023 season. Upon the conclusion of each game, highlights will be available to download and use in televised news programming at no cost. Outlets may access the highlights, along with any weekly head coach press conferences, through the ACC Media Portal. This portal replaces the ACC Video Clip Service (AVCS). The use of game highlights provided through the ACC Media Portal are subject to the restrictions outlined in the ACC News Access Guidelines. Interested affiliates should email licensing@xosdigital.com to register for the ACC Media Portal and for additional information. Approved affiliates will receive a confirmation email along with credentials to access the portal.

COLLEGE PRESS BOX.COM

Collegepressbox.com is the official media website for Division I football. Access and download weekly game notes, quotes, statistics, media guides, headshots, logos and more for each conference and its member schools. Register for access at collegepressbox.com/register.

GAME #5 MATCHUP: CLEMSON

SERIES HISTORY

- Syracuse and Clemson will play for the 12th time overall and sixth time in the JMA Wireless Dome.
- The Tigers own a 9-2 advantage in the series.
- The Orange last beat the Tigers in 2017, 27-24 in a thrilling game in the Dome. The squads entered the fourth quarter tied at 24-24. Syracuse gained the lead with 9:41 remaining when kicker Cole Murphy nailed a 30-yard field goal to secure the Orange win.
- Syracuse and Clemson first met in the 1996 Gator Bowl where the Orange posted a 41-0 victory.
- Four of the last six meetings have been decided by one possession.
- The squads have met each year since the Orange joined the ACC in 2013.

LAST TIME VS. CLEMSON

- Syracuse led, 21-7, at halftime, but Clemson scored 20 unanswered points to record a 27-21 win.
- A 12-yard TD reception by RB Sean Tucker, a 90-yard fumble return for a touchdown by Ja'Had Carter and a 7-yard run by QB **Garrett Shrader** put 'Cuse up 21-7 with 1:53 to go in the half.
- K B.T. Potter halted the Clemson scoring drought with a 44-yard field goal to cut the Orange advantage to 21-10 at halftime.
- After a scoreless third quarter, the Tigers scored back-to-back touchdowns and another field goal from Potter gave Clemson a 27-21 lead.
- Syracuse had one last chance to take the lead, but Shrader's pass was intercepted with 15 seconds to go to secure the Tiger victory.
- Shrader was 18-for-26 for 167 yards and one touchdown. He also ran for a team-high 71 yards.
- RB Will Shipley rushed for 172 yards and two touchdowns for Clemson.

SYRACUSE- CLEMSON CONNECTIONS

- Syracuse has five players from South Carolina: WR **Kendall Long** (Lexington), DB **Bralyn Oliver** (Anderson), DB **Quan Peterson** (Rock Hill), DL **Chase Simmons** (Little River) and LB **Josiah Jeffery** (Greenwood).
- Clemson does not have any players from New York State.
- Syracuse DB **Myles Farmer**, Clemson DB Nate Wiggins and DB Avieon Terrell each attended Westlake High School (Georgia).
- Orange DL **Caleb Okechukwu** and Clemson DL David Oijegbe each attended St. John's College (Washington D.C.).
- Syracuse OL **Ted Olsen**, WR **Nick Armentano**, WR **Kyle Acker** and Clemson DL Xavier Thomas and P/K Aidan Swanson all attended IMG Academy (Florida).
- Clemson defensive tackles coach/defensive run game coordinator Nick Eason played under Syracuse special teams coordinator **Bob Ligashesky** with the Pittsburgh Steelers (2007-09).
- Syracuse quality control coach **David Gettis** and Clemson OL coach Thomas Austin each played for the Carolina Panthers in 2012.

SERIES CAPSULE

Series Record: Clemson leads, 9-2
at Syracuse: Clemson leads, 4-1
at Clemson: Clemson leads, 5-0
Neutral: Syracuse leads, 1-0
Last Syracuse Win: 2017 (27-24)
Last Clemson Win: 2022 (27-21)
Largest SU Margin of Victory: 41 (41-0, 1995)
Largest Clemson Margin of Victory: 54 (54-0, 2016)

SERIES HIGHS

Rushing: SU, Sean Tucker 22-157 (2021)
CU, Travis Etienne 27-203 (2018)
Passing: SU, Donovan McNabb 13-23-309 (1995)
CU, Trevor Lawrence 22-39-395 (2019)
Receiving: SU, Marvin Harrison 7-173 (1995)
CU, Tee Higgins 5-51 (2021)

LAST 10 MEETINGS

Year	Result	Score	Location
2013	L	14-49	Home
2014	L	6-16	Away
2015	L	27-37	Home
2016	L	0-54	Away
2017	W	27-24	Home
2018	L	23-27	Away
2019	L	6-41	Home
2020	L	21-47	Away
2021	L	14-17	Home
2022	L	21-27	Away

TALE OF THE TAPE

Syracuse	Clemson
44.2 (6)	Scoring Offense 36.2 (33)
10.8 (7)	Scoring Defense 22.5 (56)
213.2 (16)	Rushing Offense 199.0 (28)
89.0 (21)	Rushing Defense 79.0 (11)
294.5 (22)	Passing Offense 275.2 (37)
185.2 (29)	Passing Defense 183.8 (27)
507.8 (9)	Total Offense 474.2 (21)
274.2 (15)	Total Defense 262.8 (8)
.800 (84)	Red Zone Offense680 (124)
108 (8)	First Downs 111 (3)
3.25 (18)	Sacks/Game 1.50 (101)
28:58 (91)	Time of Possession 32:21 (20)

AGAINST THE ACC

	Gms	W	L	T
Boston College	56	34	22	0
Clemson	11	2	9	0
Duke	5	1	4	0
Florida State	15	2	13	0
Georgia Tech	4	1	3	0
Louisville	21	8	13	0
Miami (Fla.)	23	7	16	0
North Carolina	6	3	3	0
NC State	16	3	13	0
Pittsburgh	78	32	43	3
Virginia	6	3	3	0
Virginia Tech	19	11	8	0
Wake Forest	12	6	6	0
Totals	272	113	156	3

CLEMSON AT A GLANCE

2023 SCHEDULE

Sept. 4	at Duke	L, 7-28
Sept. 9	Charleston Southern	W, 66-17
Sept. 16	Florida Atlantic	W, 48-14
Sept. 23	Florida State	L, 24-31 (OT)
Sept. 30	at Syracuse	12 p.m.
Oct. 7	Wake Forest	TBA
Oct. 21	at Miami	TBA
Oct. 28	at NC State	TBA
Nov. 4	Notre Dame	TBA
Nov. 11	Georgia Tech	TBA
Nov. 18	North Carolina	TBA
Nov. 25	South Carolina	TBA

2023 STATISTICAL LEADERS

Rushing	No.	Yds	Avg.	Lg	TD
W. Shipley	54	292	5.4	19	1
P. Mafah	35	235	6.7	49	3

Passing	C-A-I	Pct.	Yds	TD
C. Klubnik	96-145-2	.662	976	9
H. Helms	9-10-0	.900	83	0

Receiving	No.	Yds	Avg.	Lg	TD
B. Collins	17	226	13.3	69	1
T. Brown	12	163	13.6	30	2

Defense	U-A	Total	Sacks	TFL
J. Trotter Jr.	10-13	23	1-7	5-17
B. Carter	12-6	18	0-0	1.5-3



RECORD: 2-2

Home: 2-1; Away: 0-1; Neutral: 0-0

- Clemson is coming off a 31-24 overtime loss to Florida State. The loss evened the Tigers' record to 2-2, including an 0-2 mark in ACC play.
- Head coach Dabo Swinney is in his 16th season at the helm of the Clemson program. He has guided the Tigers to six appearances in the College Football Playoffs and two national championships.
- RB Will Shipley is Clemson's leading rusher with 292 yards. He also leads the Tigers in all-purpose yards with 469.
- QB Cade Klubnik leads the ACC in pass attempts (145) and is tied with North Carolina's Drake Maye for the league lead in pass completions (96). He has passed for 976 yards and nine touchdowns.
- WR Beaux Collins has been Klubnik's favorite target. He leads the team in receptions (17) and receiving yards (226).
- Clemson ranks eighth in the nation in total defense, allowing 262.8 yards per game. The Tigers have been especially effective against the run, giving up 79.0 yards rushing per contest.
- The Tigers have two players who rank in the top 10 in the ACC in tackles for loss. T.J. Parker leads the way with 5.5, while Jeremiah Trotter Jr. has 5.0.

SYRACUSE STATISTICAL RANKINGS

2023 TEAM

Category (Value)	NCAA	ACC
3rd-Down Pct. (.509)	19	4
Opp. 3rd-Down Pct. (.323)	29	5
4th-Down Pct. (.400)	90	9
Opp. 4th-Down Pct. (.333)	17	6
Blocked Kicks (0)	-	-
Blocked Kicks Allowed (0)	1	1
Blocked Punts (0)	-	-
Blocked Punts Allowed (0)	1	1
Completion Pct. (.669)	35	6
Defensive TDs (2)	3	1
Fewest Penalties (31)	110	12
Fewest Penalties Per Game (7.75)	114	12
Fewest Penalty Yards (302)	117	13
Fewest Penalty Yards/Game (75.50)	120	13
1st Downs Defense (67)	29	6
1st Downs Offense (108)	8	2
Fumbles Lost (2)	43	6
Fumbles Recovered (4)	11	1
Kickoff Return Defense (12.00)	8	1
Kickoff Returns (15.50)	110	12
Net Punting (43.73)	11	2
Passes Had Intercepted (3)	41	6
Interceptions (6)	12	1
Passing Offense (294.5)	22	4
Passing Defense (185.2)	29	5
Yards Per Completion (13.54)	34	5
Punt Return Defense (3.00)	40	6
Punt Returns (8.36)	56	8
Red Zone Defense (.444)	1	1
Red Zone Offense (.800)	84	11
Rushing Defense (89.0)	21	3
Rushing Offense (213.2)	16	3
Sacks Allowed Per Game (2.50)	92	12
Scoring Defense (10.8)	7	2
Scoring Offense (44.2)	6	1
TFLs Allowed Per Game (6.00)	74	12
Passing Efficiency (161.27)	28	4
Passing Efficiency Defense (102.12)	12	3
Sacks Per Game (3.25)	18	3
TFLs Per Game (7.0)	23	3
Time of Possession (28:58)	91	13
Total Defense (274.2)	15	4
Total Offense (507.8)	9	3
Turnover Margin (1.25)	9	1
Turnovers Gained (10)	8	1
Turnovers Lost (5)	50	8
Winning Percentage (1.000)	1	1

2023 INDIVIDUAL (Top 20)

Category (Value)	NCAA	ACC
Justin Barron, DB		
Forced Fumbles (2)	9	1
Marlowe Wax, LB		
Forced Fumbles (2)	9	1
Terry Lockett, DL		
Fumbles Recovered (2)	2	1
Jeremiah Wilson, DB		
Passes Defended (4)	8	1
LeQuint Allen, RB		
Rushing TDs (6)	8	3
Total Touchdowns (6)	8	2
Garrett Shrader, QB		
Passing Efficiency (179.8)	18	3
Rushing TDs (6)	8	3
Brady Denaburg		
Scoring (9.8)	16	5
Total Points Scored (39)	14	5

GAME NOTES: TEAM

A WIN WOULD ...

- Improve **Dino Babers'** record to 41-49 as head coach of the Orange.
- Give Syracuse a 5-0 start in back-to-back seasons for the first time since 1959-60.
- Give the Orange a perfect record in the month of September for the second-straight year.
- Give Syracuse its 753rd all-time victory (includes 11 wins from 2004-06 that were vacated by the NCAA). The Orange currently rank 21st on the FBS ledger of winningest programs. Syracuse is one of 33 FBS schools to have accumulated 700+ wins.

NEXT PHASE OF LALLY ATHLETICS COMPLEX UNDERWAY

- The momentum continues for the renovation of the home of the Orange - the John A. Lally Athletics Complex. Construction has begun on a new Football Operations Center and the "One Team" Olympic Sports Center.
- The Football Operations Center will provide significant upgrades to the student-athlete experience and help them meet their performance goals. The facility will feature increased sports medicine space and student-athlete recovery rooms, a new and expanded team cafeteria and nutrition space, as well as a new locker room, position meeting rooms and coaches' offices, among other amenities.
- The "One Team" Olympic Sports Center will feature an expanded sports medicine center, student-athlete lounge and recovery space, and a cafeteria and dining center.

NON-CONFERENCE SUCCESS

- Syracuse defeated Army last Saturday to complete its first perfect record (4-0) outside league play for the first time since joining The BIG EAST in 1991.
- Last season, Syracuse posted a 3-1 record in its non-conference schedule, matching the previous best mark under head coach Dino Babers. The Orange also posted 3-1 non-conference records in 2018, 2019 and 2021.
- 'Cuse is 12-5 in its 17 home non-league games under Babers.
- Under Babers, Syracuse has outscored its non-conference opponents in the Loud House, 699-363.

BABERS RISING IN THE RANKS

- Saturday's game will be head coach **Dino Babers'** 90th game coached at Syracuse, which rank as the fourth-most games coached at SU (behind Ben Schwartzwalder - 247, Paul Pasqualoni - 167, Dick MacPherson - 116).
- Babers coached the 142nd game of his career in the win against Army. In his 10-plus seasons as a sideline leader at Eastern Illinois, Bowling Green and Syracuse, Babers holds an overall record of 77-65 (.542).

YOUNG ORANGE

- Syracuse has one of the youngest rosters in the nation. The Orange have seven players who will complete their final year of eligibility in 2023.
- That ranks second nationally behind Old Dominion's six.
- Colorado (12) is the only other Power 5 team with less than 15.

ACC SUCCESS

- ACC teams have opened the 2023 campaign strong, posting an 28-12 record in non-conference play through the first four weeks of the season.
- The ACC has six undefeated teams, which is the most for any conference in the nation.
- The league has an 8-7 record against Power 5 teams, making it one of two P5 conferences with a winning record against each other.
- The record includes a 4-2 mark versus the SEC and and 4-3 versus the Big Ten.

HOMECOMING HISTORY

- Dating back to 1949, the Orange are 43-29 (.597) all-time in Orange Central/Homecoming games.
- The record does not include the 1979 season when Syracuse University did not sponsor Homecoming Weekend due to the construction of the Dome or the 2020 campaign when fans were not permitted due to the Covid-19 pandemic.
- The Orange are 4-2 in Homecoming games under head coach **Dino Babers**, losing to USF (45-20) in 2016 and defeating Pittsburgh (27-24) in 2017 and North Carolina (40-37, 2OT) in 2018. Clemson snapped the winning streak in 2019 (41-6). Syracuse started a new streak in 2021, defeating Boston College, 21-6, and shut out Wagner, 59-0, in last year's Homecoming game.
- Syracuse is 12-14 (.462) against conference opponents on Homecoming, including a 3-4 mark against ACC foes since joining the league in 2013.
- Syracuse's longest Homecoming winning streak is 16 games (1951-66).
- Colgate is Syracuse's most frequent Homecoming foe. The Orange have hosted the Raiders 14 times during Homecoming Weekend, including 13 straight seasons from 1949-61.

ORANGE NAME TEAM CAPTAINS

- Senior **Garrett Shrader** (offense), junior **Damien Alford** (offense), redshirt senior **Isaiah Johnson**, (defense), junior **Marlowe Wax** (defense), junior **Justin Barron** (special teams) and sophomore **Brady Denaburg** (special teams) will serve as team captains this season.
- Captains are elected via two team votes. Shrader, Wax and Barron were elected by their teammates in the spring. Johnson, Denaburg and Alford were voted on at the end of fall camp.

INTERNATIONAL FLAVOUR

- The Orange roster features seven players born outside the United States, including two from both Canada and Germany.
- Syracuse ranks third for the most foreign-born players on their FBS roster. Temple leads the way with 10.
- Redshirt senior **Yosuke Sugano** is one of three FBS players from Japan. He joins New Mexico's Ray Iwai and Colorado State's Hidetora Hanada.

Syracuse Foreign-Born Players

Name, Pos.	Country
Damien Alford, WR	Canada
Maximilian Mang, TE	Germany
Lysander Moeolo, OL	American Samoa
Max Perricone, WR	Canada
Mark Petry, OL	Germany
Yosuke Sugano, LB	Japan
Maximilian Von Marburg	Australia

GAME NOTES: OFFENSE

SHRADER POSES DUAL THREAT

- QB **Garrett Shrader** has proven to be a threat through the air and on the ground.
- He is one of two active FBS quarterbacks with more than 6,000 yards passing and 2,000 yards rushing, joining LSU's Jayden Daniels. Additionally, he is of one of seven to have thrown for more than 5,000 yards and rushed for more than 1,500 yards in their careers. The group includes Daniels, Spencer Sanders (Ole Miss), Frank Harris (UTSA), Jordan Travis (Florida State), Darren Grainger (Georgia State) and KJ Jefferson (Arkansas).
- Shrader ranks sixth on Syracuse's record list for touchdowns responsible for with 61. His 32 career touchdown passes at Syracuse tie for sixth in the 'Cuse record book with Tory Nunes (1999-02), while his 29 rushing touchdowns at SU are tied for fourth with James Mungro (1998-01).
- He ranks tied for eighth on the ACC's career list for most rushing touchdowns by a quarterback with Wake Forest's Larry Russell and Georgia Tech's TaQuon Marshall.

Career Rushing/Passing Yards

Player (gms)	Pass	Rush
Jayden Daniels (47)	10,233	2,341
Darren Grainger (29)	5,152	1,657
Frank Harris (46)	9,779	1,882
KJ Jefferson (36)	6,722	1,557
Spencer Sanders (47)	9,695	1,971
Garrett Shrader (42)	6,289	2,128
Jordan Travis (42)	6,987	1,868

ALLEN TAKES THE REINS

- RB **LeQuint Allen** recorded his third career 100-yard rushing game and second of the season with 104 in the win against Army.
- Allen has scored six touchdowns this season, which tie for the team lead and tie for 11th in the nation.
- He showed he can do it all last year while playing behind NFL bound back Sean Tucker.
- In his first collegiate start - the Bad Boy Mowers Pinstripe Bowl - he tallied 154 yards from scrimmage, running for 94 yards on 15 carries.
- He also caught 11 passes in the bowl game, breaking Marvin Harrison's SU record (7) for most receptions in a bowl game.
- Allen also recorded rushing, passing and receiving touchdowns in 2022, making him the first SU player to accomplish that trio in the same season since 1989.

HOT STARTS

- The Orange continued their early success this season, building on a trend that started in 2022.
- Syracuse scored 21 points in the first half against Purdue and have now outscored its opponents by a combined 106-24 in the first half this season.
- Syracuse scored 45 of its 48 points against Western Michigan in the first half, scoring on all six of its first half possessions. Through four games, 'Cuse is averaging 26.5 points in the first half.
- Since the start of the 2022 season, Syracuse has outscored its opponents, 296-163, in the first half.

CONSECUTIVE GAMES PLAYED WITH A RECEPTION

Name	Streak	2023 Rec.	Career Rec.	Started
Damien Alford, WR	14	17	51	9/23/22
Oronde Gadsden II, TE #	5	7	70	11/19/22
Donovan Brown, WR	4	15	15	9/2/23
LeQuint Allen, RB	3	11	28	9/9/23
Umari Hatcher	1	13	16	9/23/23
Dan Villari	1	3	4	9/23/23
D'Marcuse Adams	1	1	10	9/9/23

streak remains intact if player DNP

OFFENSE CLICKING

- Syracuse has had one of the most productive offenses in the nation through the first four games of the year.
- The Orange have gained more than 400 yards of offense in all four games and average 507.8 yards per game, which ranks ninth in the nation.
- Syracuse has 75 plays from scrimmage that have gained 10+ yards, which tie for eighth among FBS schools, while its 28 plays of 20+ yards tie for 13th.
- The Orange rank sixth nationally in scoring offense (44.2 ppg.).
- Syracuse set a single-game school record with 677 yards of total offense in the season opener against Colgate.
- It marked the 11th time Syracuse has scored 50 or more points under the direction of head coach **Dino Babers**.

SHRADER CLIMBING THE CHARTS

- QB **Garrett Shrader** passed for a career-high four touchdowns in the win against Colgate. That total ties for fourth on the school single-game record list.
- His 86-yard touchdown pass to WR **Donovan Brown** against Western Michigan is the longest pass play in the ACC this season.
- Shrader's touchdown pass to WR **Umari Hatcher** in the win against Army was the 32nd of his career.

Career Passing Touchdowns

1. Donovan McNabb	77	1995-98
2. Ryan Nassib	70	2009-12
3. Eric Dungey	58	2015-18
4. Marvin Graves	48	1990-93
5. Don McPherson	46	1983-87
6. Troy Nunes	32	1999-92
Garrett Shrader	32	2021-

DYNAMIC RUSHING DUO

- QB **Garrett Shrader** and RB **LeQuint Allen Jr.** have led the Syracuse ground attack this season that averages 213.2 yards per game.
- Each has scored six rushing touchdowns this season, which rank tied for eighth in the nation.
- The combined 12 rushing touchdowns is the highest total for a pair of teammates among FBS teams.

SHRADER AMONG THE BEST

- QB **Garrett Shrader** ranks second among active players with 35 rushing touchdowns. That is the most for any active FBS quarterback.
- Shrader has 29 rushing TDs as a member of the Orange, which ranks tied for fourth on the Syracuse record list.
- He scored six touchdowns on the ground as a freshman at Mississippi State in 2019.
- Shrader had a career-high 14 touchdowns in 2021. He is tied for the team lead this season with six.

QUICK FACTS

GENERAL INFORMATION

Location	Syracuse, N.Y.
Founded	1870
Enrollment	14,479 (undergrad), 21,322 (total)
Chancellor	Kent Syverud
Director of Athletics	John Wildhack
Faculty Athletics Representative	Mary Graham
Nickname	Orange
Color	Orange
Mascot	Otto the Orange
Fight Song	Down the Field
Affiliation	NCAA Division I (FBS)
Conference	Atlantic Coast (Atlantic Division)

COACHING STAFF

Head Coach	Dino Babers
Alma Mater	Hawaii '84
Career Record	76-65 (11th year)
Record at Syracuse	39-49 (8th year)

Jason Beck	Offensive Coordinator/Quarterbacks
Rocky Long	Defensive Coordinator/Linebackers
Bob Ligashesky	Special Teams Coordinator
Chris Achuff	Defensive Line
Nunzio Campanile	Tight Ends
Steve Farmer	Offensive Line
Travis Fisher	Cornerbacks
Michael Johnson	Wide Receivers
Mike Lynch	Running Backs
Darrell Perkins	Safeties/Rovers

PLAYER INFORMATION

Lettermen Returning/Lost	56/21
Offense	26/11
Defense	26/8
Specialists	4/2

RETURNING STARTERS

Offense (6): WR Damien Alford (R-Jr.), OL Chris Bleich (R-Sr.), OL Kalan Ellis (Jr.), TE Oronde Gadsden II (Jr.), WR Trebor Pena (Jr.), QB Garrett Shrader (Sr.)

Defense (7): ROV Justin Barron (Jr.), FS Alijah Clark (Jr.), NT Kevon Darton (R-Jr.), DE Caleb Okechukwu (R-Sr.), BS Jason Simmons (Sr.), LB Stefan Thompson (R-So.), LB Marlowe Wax (Jr.)

Specialists (1): P Max von Marburg (So.)

TEAM HISTORY

First Year of Football	1889
All-Time Record *	752-570-49
ACC Record	26-56
Bowl Appearances	27
Bowl Record	16-10-1
* - Includes 11 wins from 2004-06 vacated by NCAA	

CHARTING THE OFFENSE

100-YARD RUSHING GAMES

Name	2023	Career
Garrett Shrader	1	5*
Juwaun Price	0	3 ^
LeQuint Allen	2	3

300-YARD PASSING GAMES

Name	2023	Career
Garrett Shrader	0	2

100-YARD RECEIVING GAMES

Name	2023	Career
Oronde Gadsden II	0	4
Umari Hatcher	1	1
Damien Alford	1	1

* Includes Mississippi State | ^ includes NM State

2023 SYRACUSE'S RECORD

September	4-0	1.000
October	0-0000
November.....	0-0000
Thursday games.....	0-0000
Friday games	0-0000
Saturday games	4-0	1.000
ACC home games	0-0000
ACC road games	0-0000
Non-conference home games	3-0	1.000
Non-conference road games	1-0000
Non-conference neutral games.....	0-0000
Ranked home games	0-0000
Ranked road games.....	0-0000
Games decided 1-8 points.....	0-0000
Games decided 9-20 points.....	2-0000
Games decided by 21+ points.....	2-0	1.000
When scoring 0-10 points	0-0000
When scoring 11-19 points	0-0000
When scoring 20-29 points	1-0	1.000
When scoring 30-39 points	1-0000
When scoring 40+ points	2-0	1.000
When allowing 0-10 points	2-0	1.000
When allowing 11-19 points	1-0	1.000
When allowing 20-29 points	1-0000
When allowing 30-39 points	0-0000
When allowing 40+ points	0-0	1.000
Day games (before 6 p.m.).....	3-0	1.000
Night games (6 p.m. or later).....	1-0	1.000
Scoring first.....	2-0	1.000
Opponent scores first.....	2-0	1.000
Leading after 1st quarter	3-0	1.000
Tied after 1st quarter	0-0000
Trailing after 1st quarter	1-0	1.000
Leading at halftime	3-0	1.000
Tied at halftime	0-0000
Trailing at halftime	1-0	1.000
Leading after 3rd quarter	4-0	1.000
Tied after 3rd quarter	0-0000
Trailing after 3rd quarter	0-0000
No turnovers	1-0	1.000
One turnover.....	2-0000
More than one turnover	1-0	1.000
No takeaways	0-0000
One takeaway.....	1-0	1.000
More than one takeaway	3-0	1.000
Time of possession > 30:00.....	1-0	1.000
Time of possession < 30:00.....	3-0	1.000
With 100-yard rusher	3-0	1.000
With 100-yard receiver	2-0	1.000
With 300-yard passer	0-0000

GAME NOTES: OFFENSE

1,000 YARD MAN

- TE **Oronde Gadsden II** surpassed 1,000 yards receiving in his career with his performance against Colgate.
- He caught six passes for 57 yards against the Raiders. He now has 1,060 career receiving yards.
- Gadsden ranks 26th on Syracuse's all-time receiving yards leader list.
- The junior led the Orange in receptions (61) and receiving yards (969) last season.
- Gadsden will miss the remainder of the season after suffering an injury in the Western Michigan game.

SPREADING THE WEALTH

- Ten different players caught a pass in each of the first two games of the year.
- The 10 receivers with a catch in the season opener against Colgate were the most receivers to record a reception since 10 players had a catch in last year's win at UConn.
- Six different players caught a touchdown pass against the Raiders, which is the highest single-game total in program history.
- Syracuse has had eight-plus players with a catch on 18 occasions under head coach **Dino Babers**.
- TE **Oronde Gadsden II** led the way with six receptions against Colgate, while WR **Umar Hatcher** had his first 100-yard receiving game with 105 yards.
- **Isaiah Jones**, had his first career multi-touchdown game against the Raiders..
- **Donovan Brown**, **Kendall Long**, **Ike Daniels** and **Darrell Gill Jr.** all recorded their first career receptions in the win over Colgate. Long and Gill Jr. also posted their first career touchdown receptions.
- Brown caught an 86-yard touchdown pass from QB **Garrett Shrader** against Western Michigan for the longest completion in the ACC this season. Brown finished with a career-best 89 yards receiving and his first career TD.
- Jones and Hatcher led the Orange with five catches each against the Broncos. Both were career highs.

NEW LOOK OFFENSIVE LINE

- Syracuse's starting offensive line against Army had a combined 51 starts.
- **Chris Bleich** led the way with 31 career starts.
- The group also includes **Enrique Cruz** (9) and **Jakob Bradford** (5). **J'Onne Reed** made his fourth career start at the FBS level after transferring from Hutchinson Community College, while **Mark Petry** (2) made his second career start against the Black Knights.
- **David Wohlabough Jr.** (3) started the first two games of the year after transferring from Kentucky. He will miss the remainder of the season due to injury.
- The group helped the Orange record a school-record 677 yards of total offense in the season opener, including 271 yards on the ground. Syracuse allowed just one sack.
- The Orange had 10 players on their roster in 2022 that started a game at offensive line at the FBS level, and its four returning starters on the offensive line ranked sixth for the most at the FBS level last season.
- The Orange's 168 combined total offensive line starts on its roster tied for ninth in total starts at the FBS level last year.

COORDINATORS ABOUND

- Every member of Syracuse's offensive coaching staff this season has previously served as an offensive coordinator in their coaching career.
- OC **Jason Beck** held the same role at Simon Fraser in 2012, in addition to his play calling duties during last year's Pinstripe Bowl.
- RB coach **Mike Lynch** was previously the Orange's offensive coordinator in both 2018 - when the team won 10 games - and 2019, after previously serving as the co-offensive coordinator for the Orange (2016-17) and Bowling Green (2015).
- WR coach **Michael Johnson** has three different offensive coordinator stints under his belt. He was the San Francisco 49ers OC in 2010, UCLA's OC in 2011 and held the same role at Florida Atlantic in 2021.
- OL coach **Steve Farmer** previously held OC duties at Louisiana Monroe (2007-08, 2010-15) with a stop at Illinois State (2009) in between.
- TE coach **Nunzio Campanile** was the OC and interim head coach at Rutgers in 2019. He also was an OC for 10 years at the high school level with Don Bosco (2000-09), before being a high school head coach at Bergen Catholic (2010-17).

ON THE RUN

- QB **Garrett Shrader** scored a career-high four touchdowns in the win at Purdue.
- It's a single-game school record for rushing touchdowns by a quarterback. It marked the 11th time in program history that a player at any position has scored four or more rushing touchdowns in a game.
- Shrader increased his Syracuse rushing TD total to 29 with a 21-yard run against Army, which put him in a tie for fourth place with James Mungron on the 'Cuse record list.
- Shrader is tied for the team lead with six touchdowns this season. He ranks tied for 11th in the nation in total touchdowns and tied for eighth in rushing TDs (6).
- Shrader ranks sixth in career touchdowns responsible for at Syracuse, with 61 despite playing in just 28 games at SU.
- In 2021, Shrader became just the third Syracuse quarterback since 1979 to post back-to-back 100-yard rushing games (Florida State, Wake Forest). Bill Hurley was the first to accomplish the feat in 1979 (Northwestern, Washington State), while Eric Dungey matched Hurley's performance in 2017 (Miami, Florida State).
- Shrader has two of the top 20 ACC quarterback single-game rushing performances of all-time.
- He now ranks tied for eighth on the ACC's career list for most rushing touchdowns by a quarterback.

A MOOSE ON THE OUTSIDE

- WR **Damien Alford** is Syracuse's leader in receptions (17) and receiving yards (247).
- He caught nine passes for 135 yards - both career highs - in the win against Army.
- Alford has now caught a pass in 14-consecutive games, a streak that dates back to September 2022. It is the longest streak for a 'Cuse receiver since Devaughn Cooper caught a pass in 15-straight games in 2021-22.
- "It was a breakout game for (him). We used to call him Bambi, now we call him Moose since he's from Canada," head coach **Dino Babers** said of Alford's performance against the Black Knights.

GAME NOTES: DEFENSE

TRENDING UP

- Syracuse has finished in the top 20 in total defense in each of the past two seasons.
- After four games, 'Cuse ranks fourth in the ACC and 15th in the nation, allowing 274.2 yards per game.
- Since the start of the 2021 season, the Orange have held their opponents to less than 400 yards 22 times. Only Clemson (25) has done it more times among ACC teams, while NC State has also accomplished the feat 22 times.
- Last season, Syracuse allowed 328.6 yards per game, which was its lowest total since the 2010 season (301.5 ypg.).

Defense Comparison

Year	Total Yards Allowed	National Rank	ACC Rank
2023	274.2	15	4
2022	328.6	20	3
2021	330.3	19	2
2020	463.9	112	15
2019	464.1	115	13

WAX ON, WAX OFF

- LB **Marlowe Wax** emerged as a leader on Syracuse's defense last season.
- He forced two fumbles at Purdue, giving him six in his career. That total ties for fifth on Syracuse's career leader list.
- Wax also had an interception that he returned for 14 yards and broke up a pass against the Boilermakers.
- He became the first member of the Orange to force two fumbles and record an interception in a game since Dave Rebar in 1994 against Rutgers.
- Wax leads the team in tackles this season with 31 and is tied for the top spot in sacks with two.
- He entered 2023 on the Bednarik, Butkus and Lombardi Award watch lists.
- Wax made a season-high 11 tackles at Purdue. It marked the seventh time he has reached double figures in tackles in a game.

DEFENSIVE TOUCHDOWNS

- DB **Jeremiah Wilson** made his first career start in the season opener and recorded his first career interception, which he returned 34 yards for a touchdown.
- The Orange forced three Colgate turnovers, which resulted in 16 points.
- DB **Jason Simmons Jr.** had a pick six in the victory against Western Michigan.
- Syracuse had three defensive touchdowns last season, which tied the Orange for 12th in the nation.
- DL **Caleb Okechukwu** had an interception return vs. Purdue. The Orange also had a pick six in the win against Wagner and a fumble return for 90 yards for a touchdown against Clemson.
- Okechukwu was the first Orange defensive lineman to return an interception for a touchdown since Donnie Simmons did so against Wake Forest in 2015.
- The three defensive touchdowns matched Syracuse's total from 2020 for the most under the direction of head coach **Dino Babers**.

THE MOB

- The Syracuse defense adopted the "Mob" as its moniker last season.
- DL **Caleb Okechukwu** and LB **Marlowe Wax** helped launch The Mob podcast, which can be found on Syracuse Athletics' YouTube page in video form and some mainstream podcast networks such as Spotify.

TAKETH AWAY

- Syracuse has forced 10 turnovers this season, including a season-high four against Purdue. The Orange lead the ACC and rank eighth in the nation in turnovers gained.
- 'Cuse has registered at least one takeaway in 54 out of 75 games, dating back to the 2017 season finale against Boston College.
- In all, Syracuse has gained 116 turnovers (52 fumble recoveries, 64 INTs) during that time, an average of 1.5 per contest.
- The Orange had the third-most takeaways in the FBS in 2020, with 24, finishing in the top-12 nationally in the statistic for the third-straight season. Syracuse ended up third in 2018 (31), 12th in 2019 (25) and third in 2020 (24). The team was 58th in 2022.

BREAKING UP IS HARD TO DO

- DB **Jeremiah Wilson** ranks eighth in the nation and leads the ACC in passes defended with six (1.5 per game). He is tied for the league lead in pass breakups with five.
- Wilson recorded a career-high 10 tackles at Purdue, including nine solo stops. He also broke up two passes in the win over the Boilermakers.
- He has helped Syracuse allow just 10.8 points per game this season.

BREAKING UP IS HARD TO DO

- DB **Jeremiah Wilson** ranks eighth in the nation and leads the ACC in passes defended with six (1.5 per game). He is tied for the league lead in pass breakups with five.
- Wilson recorded a career-high 10 tackles at Purdue, including nine solo stops. He also broke up two passes in the win over the Boilermakers.
- He has helped Syracuse allow just 10.8 points per game this season.

BARRON COMING ON

- LB **Justin Barron** is coming off his two best performances of the season.
- He recorded a career-high nine tackles at Purdue to go along with a forced fumble and a pass breakup.
- Barron recorded his first career interception in the win against Army to go along with eight tackles, which tied for the team lead.
- He ranks fourth on the team in tackles with 23 and is tied for the top spot with two forced fumbles this season.

TURNOVER TALE

- 'Cuse has won the takeaway battle in 35 of its last 67 games (12 of the remaining 32 were even).
- Syracuse has ranked in the top-15 in turnover margin in three of the last six seasons.
- Since the start of the 2018 season, Syracuse's 116 takeaways tie for seventh among FBS schools.

Turnovers Gained (Since start of 2018)

Rk.	Team	Takeaways
1.	Clemson	126
2.	Cincinnati	124
	Iowa	124
4.	Middle Tennessee	121
5.	Illinois	117
	Western Kentucky	117
7.	Syracuse	116
	Troy	116
9.	App. State	114
10.	UCF	112
	Alabama	

FUTURE SCHEDULES

2024

Aug. 31 vs. Ohio
Sept. 21 at Army West Point
TBD vs. UConn
TBD vs. Holy Cross

ACC Home Games: Duke, Florida State, Georgia Tech, Miami **ACC Away Games:** Boston College, Louisville, NC State, Pittsburgh

2025

Aug. 30 vs. Tennessee (in Atlanta, GA)
Sept. 6 vs. UConn
Sept. 27 vs. Army West Point
TBD at Notre Dame

ACC Home Games: Boston College, North Carolina, Pittsburgh, Virginia Tech **ACC Away Games:** Clemson, Florida State, Virginia, Wake Forest

2026

Sept. 5 vs. New Hampshire
Sept. 26 at Army West Point
Oct. 3 vs. UConn
TBD at Notre Dame

ACC Home Games: Florida State, Louisville, NC State, Virginia **ACC Away Games:** Boston College, Duke, Miami, Pittsburgh

2027

Sept. 4 at Penn State
Nov. 6 at UConn

2028

Sept. 9 vs. Penn State

2029

TBD vs. Morgan State

CHARTING THE DEFENSE

10+ TACKLES GAMES

Name	2023	Career
Marlowe Wax	1	7
Jeremiah Wilson	1	1
Anwar Sparrow	0	1
Alijah Clark	0	1
Stefon Thompson	0	1
Myles Farmer	0	1 *

MULTIPLE SACK GAMES

Name	2023	Career
Stefon Thompson	0	2
Marlowe Wax	0	2
Caleb Okechukwu	0	2

* includes Nebraska

HONOR ROLL

LeQuint Allen	ACC Running Back of the Week (9/18) Doak Walker Award Watch List
Chris Bleich	ACC Offensive Lineman of the Week (9/18) Senior Bowl Watch List
Ike Daniels	ACC Rookie of the Week (9/4)
Kalan Ellis	Polynesian Player of the Year Watch List
Oronde Gadsden II	AP Preseason All-America Sporting News Preseason All-America Phil Steele Preseason All-America Maxwell Award Watch List Biletnikoff Award Watch List AP Preseason All-ACC Team Preseason All-ACC Team
Josh Ilaoa	Polynesian Player of the Year Watch List
Isaiah Johnson	Senior Bowl Watch List
Terry Lockett	Comeback Player of the Year Watch List
Trebor Pena	Paul Hornung Award Watch List
Garrett Shrader	Davey O'Brien Award Great 8 (9/18) ACC Quarterback of the Week (9/18) Maxwell Award Watch List Davey O'Brien Award Watch List Johnny Unitas Award Watch List Manning Award Watch List Wuerffel Trophy Watch List Senior Bowl Watch List
Stefon Thompson	Comeback Player of the Year Watch List
Marlowe Wax	Bednarik Award Watch List Butkus Award Watch List Lombardi Award Watch List Senior Bowl Watch List

ORANGE IN THE NFL

Name	Pos.	Team
Matthew Bergeron	OL	Atlanta Falcons
Andre Cisco	S	Jacksonville Jaguars
Nolan Cooney	P	Arizona Cardinals
Riley Dixon	P	Denver Broncos
Zaire Franklin	LB	Indianapolis Colts
Trishton Jackson	WR	Minnesota Vikings
Kinglsey Jonathan	DE	Buffalo Bills
Chandler Jones	OLB	Las Vegas Raiders
Ifeatu Melifonwu	CB	Detroit Lions
Chris Slayton (PS)	DT	Green Bay Packers
Sean Tucker	RB	Tampa Bay Buccaneers
Garrett Williams	CB	Arizona Cardinals

GAME NOTES: SPECIAL TEAMS

ADAMS DOING IT ALL

- WR **D'Marcus Adams** has taken care of the majority of the return duties for Syracuse's special teams unit through the first four games of the season.
- He ranks 25th in the nation and third in the ACC in combined kick returns with 201 yards.
- Adams is averaging 15.5 yards per kick return and 9.0 yards per punt return.

DENABURG TAKES OVER KICKING DUTY

- K **Brady Denaburg** has helped Syracuse rank as one of the top scoring teams in the nation through the first two weeks of the season. He is averaging 9.8 points per game.
- He had a successful debut as Syracuse's place kicker, making all eight extra-point attempts, connecting on a 25-yard field goal, and recording 10 touchbacks on 11 kickoffs in the season opener.
- Denaburg's eight extra points against Colgate tied for fifth on Syracuse's single-game record list.
- He has connected on six of his seven field goal attempts and is 21-for-22 on PATs.
- After handling the majority of the kickoff duties last season, the sophomore takes over the place kicking duties from Andre Szmyt, who ended his career as Syracuse's all-time leader in points (454) and field goals made (85).

ONE OF A KIND

- DB **Justin Barron** enters his second year as the holder for Syracuse field goals and PATs.
- Barron is believed to be the only defensive starter to serve as the holder on kick attempts among FBS schools.
- Last season, K Andre Szmyt was a perfect 40-for-40 on PAT attempts.

POINT OF NO RETURN

- Syracuse has not allowed a kickoff return this season when the kickoff has taken place from the 35-yard line.
- The Orange gave up 12 yards on a kickoff in the third quarter against Army that was from the 20-yard line.
- Syracuse allowed its first return yards of any kind of the year when Purdue returned a punt six yards. Western Michigan's fourth quarter punt return was the first official return of any kind against the Orange, but the Broncos did not gain any yards on the return.

SPECIAL TEAMS TACKLES

Name	Total	KO	Punt
Berry Buxton III	1	0	1
Cornell Perry	1	0	1
Alijah Clark	1	0	1
Khalib Gilmore	1	1	0

SPECIAL TEAMS U

- Syracuse has continued its long history of producing punters and kickers who have gone on to success in the NFL.
- Since 2010, Syracuse is one of two schools to have multiple punters selected in the NFL Draft: Riley Dixon (2016) and Sterling Hofrichter (2020). The other is Texas A&M.
- Hofrichter and P **Nolan Cooney** earned All-America honors in back-to-back seasons in 2019 and 2020, respectively.
- K Andre Szmyt concluded his career in 2022 as Syracuse's all-time leader in points with 454. That total ranks 13th in FBS history and fourth in ACC history in scoring.

FINDING THE END ZONE

- Syracuse has 41 special teams touchdown since 1992.
- WR **Trebor Pena** recorded the Orange's last kickoff return for a touchdown when he went 98 yards against NC State on Nov. 28, 2020.

Special Teams TD Breakdown (Since 1992)

- Punt Returns – 16
- Blocked Punt Returns – 12
- Kickoff Returns – 11
- Blocked Field Goal Returns – 1
- Fumbled Punt Returns – 1

GAME-BY-GAME NOTABLES

Opponent	Time	Length	Att.	Half	Final	Coin Toss	Kickoff/Receive	1st SU Poss.	1st Opp. Poss.	Helmet	Jersey	Pants
Colgate	4 p.m.	3:13	32,465	37-0	65-0	Lost	Kickoff	Punt	Punt	Orange	Blue	Orange
Western Michigan	3:30 p.m.	3:28	32,637	45-3	48-7	Lost	Kickoff	FG	TD	White	Orange	White
Purdue	7:30 p.m.	3:34	61,441	21-7	35-20	Won	Receive	Punt	Fumble	Orange	White	Orange
Army	12 p.m.	3:13	37,594	3-10	29-16	Won	Kickoff	Punt	TD	Orange	Blue	Blue
Clemson	12 p.m.											
North Carolina												
Florida State												
Virginia Tech	7:30 p.m.											
Boston College	7:30 p.m.											
Pittsburgh	3:30 p.m.											
Georgia Tech												
Wake Forest												

GAME NOTES: MISCELLANEOUS

EST. 1889

- The Syracuse program is one of the most storied in college football. The Orange are tied for eighth among Division I teams, and tied for No. 5 among FBS schools, in number of games played. Their 1,371 games played lead the ACC.
- The Orange's varsity football history dates back to Nov. 23, 1889 when Syracuse traveled to the University of Rochester for its inaugural contest.

Division I Most Games Played

Rk.	Team	Games
1.	Penn	1,425
2.	Rutgers	1,399
3.	Navy	1,387
4.	Michigan	1,382
5.	Lehigh	1,378
6.	Yale	1,373
7.	Nebraska	1,372
8.	Syracuse	1,371
	Penn State	1,371
10.	Harvard	1,354

MASTER'S CLASS

- Sixteen current members of the Orange have earned their bachelor's degrees.
- The group includes **D'Marcus Adams, Chris Bleich, Tom Callahan, Kevon Darton, Myles Farmer, Khalib Gilmore, Braylen Ingraham, Isaiah Johnson, Isaiah Jones, Luke Macphail, Joe More, Caleb Okechukwu, Mark Petry, Garrett Shrader, Yosuke Sugano and Nate Wellington.**

COACHING TO CURE MD

- The Syracuse coaching staff will show its support for the "Coach to Cure MD" program on Saturday versus Clemson. Orange coaches and other American Football Coaches Association (AFCA) members around the country are wearing "Coach to Cure MD" logo patches this weekend to raise awareness of Duchenne muscular dystrophy.
- The program, now in its 16th year, has raised more than \$2.1 million for Duchenne research.
- Duchenne muscular dystrophy is a progressive muscle disorder that robs primarily young men of their mobility, often in their teens, and then eventually respiratory and cardiac function.

OVERTIME HISTORY

Since the NCAA instituted overtime in 1996, Syracuse owns a 11-9 (.550) overall record in extra-session games.

Date	Opponent	W/L	Score
8/30/97	NC State	L	31-32
11/13/99	at Rutgers	L	21-24
10/7/00	Pittsburgh	W	24-17 (2OT)
9/28/02	at Auburn	L	34-37 (3OT)
11/9/02	Virginia Tech	W	50-42 (3OT)
9/6/03	at North Carolina	W	49-47 (3OT)
11/6/04	Pittsburgh *	W	38-31 (2OT)
9/9/06	Iowa	L	13-20 (2OT)
9/30/06	Wyoming *	W	40-34 (2OT)
9/5/09	Minnesota	L	20-23
9/1/11	Wake Forest	W	36-29
9/24/11	Toledo	W	33-30
10/1/11	Rutgers	L	16-19 (2OT)
8/29/14	Villanova	W	27-26 (2OT)
9/19/15	Central Michigan	W	30-27
10/17/15	at Virginia	L	38-44 (3OT)
10/6/18	at Pittsburgh	L	37-44
10/20/18	North Carolina	W	40-37 (2OT)
11/30/19	Wake Forest	W	39-30
10/9/21	Wake Forest	L	37-40

* - Win vacated by NCAA

OUR HOUSE- THE LOUD HOUSE



- Built between April 1979 and September 1980, the JMA Wireless Dome was the fifth-largest stadium of its kind in the U.S. at the time and the first in the Northeast. The building covers 7.7 acres and has 527,320 square feet of floor space. It is 570 feet long and 497 feet wide, and the top of the Dome is 165 feet above the playing surface.
- In May 2018, the University Board of Trustees authorized a \$118 million investment for new stadium improvements. Renovations began in March of 2020 with the installation of a new fixed roof. Additional upgrades include a center-hung scoreboard, state-of-the-art sound and lighting systems, improved accessibility and added Wi-Fi capabilities. Air conditioning, new accessible restrooms and new concessions space were also added.
- The new roof features over 3,000 tons of steel fixed to the structure and the center-hung scoreboard is the second-largest center-hung indoor system in the United States.
- Construction continues on the installation of upgraded chairback seating and the introduction of new premium offerings throughout the venue.

TOP 10 CROWDS (since 1980)

	Att.	Opponent	Year
1.	50,564	Miami (Ohio)	1980
2.	50,350	Navy	1980
3.	50,248	Clemson	2019
4.	50,243	Pittsburgh	1980
5.	50,037	Penn State	1981
6.	50,021	Penn State	1985
7.	50,0A11	Penn State	1987
8.	50,010	Penn State	1983
9.	49,892	Boston College	1987
10.	49,876	Penn State	1989

QUICK FACTS

First Game: Sept. 20, 1980

Result: Syracuse 36, Miami (Ohio) 24

Syracuse Record: 158-100-2 (.612) *

Field Name: Ernie Davis Legends Field

Surface: FieldTurf

Capacity: 49,057

* - Record includes eight wins from 2004-06 vacated by NCAA

ON THIS DATE - SEPT. 30

Syracuse is 11-2 all-time on this date. Ten of the 11 victories have come on its home field.

Year	Opponent	Result
1905	Rochester	W, 16-0
1911	Hobart	W, 6-0
1916	All-Syracuse	W, 57-0
1922	Muhlenberg	W, 47-0
1938	Clarkson	W, 27-0
1961	West Virginia	W, 29-14
1967	West Virginia	W, 23-6
1972	Maryland	W, 16-12
1978	Illinois	L, 14-28
1995	at Rutgers	W, 27-17
2000	Brigham Young	W, 42-14
2006	Wyoming	W, 40-34 OT
2017	at NC State	L, 25-33

1967

Syracuse held West Virginia to 61 total yards, including -19 rushing yards, and Larry Csonka ran for 117 yards and a touchdown in Syracuse's 23-6 win at West Virginia.

1995

The Orange overcame a 14-point deficit in the first half in a 27-17 come-from-behind win against Rutgers. The Scarlet Knights led, 17-3, at halftime. RB Malcolm Thomas started Syracuse's comeback with a 7-yard TD run to cut the deficit to 17-10. WR Marvin Harrison caught an 8-yard pass from QB Donovan McNabb to tie the score, and Olindo Mare's 32-yard field goal gave Syracuse its first lead of the day. McNabb and Harrison connected again, this time on a 66-yard pass that gave Syracuse a 27-17 victory.

2023 ACC STANDINGS

	ACC Games					Overall						
	W-L	For	Opp	Hm	Rd	W-L	For	Opp	Hm	Rd	Nu	Streak
Florida State	2-0	62	53	0-0	2-0	4-0	173	90	2-0	2-0	0-0	Won 10
Louisville	2-0	90	67	1-0	1-0	4-0	167	81	2-0	1-0	1-0	Won 5
Duke	1-0	28	7	1-0	0-0	4-0	149	35	3-0	1-0	0-0	Won 6
North Carolina	1-0	41	24	0-0	1-0	4-0	143	88	2-0	1-0	1-0	Won 4
NC State	1-0	24	21	0-0	1-0	2-2	117	87	1-1	2-0	0-0	Won 2
Georgia Tech	1-1	64	55	1-1	0-0	2-2	135	116	1-1	1-1	0-0	Won 1
Syracuse	0-0	0	0	0-0	0-0	4-0	177	43	3-0	1-0	0-0	Won 4
Miami	0-0	0	0	0-0	0-0	4-0	175	50	3-0	1-0	0-0	Won 4
Virginia Tech	0-0	0	0	0-0	0-0	1-3	86	100	1-1	0-2	0-0	Lost 3
Wake Forest	0-1	16	30	0-1	0-0	3-1	116	91	2-1	1-0	0-0	Lost 1
Pittsburgh	0-1	24	41	0-1	0-0	1-3	96	92	1-2	0-1	0-0	Lost 3
Virginia	0-1	21	24	0-1	0-0	0-4	83	151	0-3	0-1	0-0	Lost 7
Clemson	0-2	31	59	0-1	0-1	2-2	145	90	2-1	0-1	0-0	Lost 1
Boston College	0-2	57	87	0-1	0-1	1-3	112	142	1-2	0-1	0-0	Lost 2

WEEK 4 SCHEDULE	WEEK 5 SCHEDULE	WEEK 6 SCHEDULE
NC State 24, Virginia 21 Syracuse 29, Army 16 Florida State 31, Clemson 24 (OT) Marshall 24, Virginia Tech 17 Miami 41, Temple 7 Louisville 56, Boston College 28 Duke 41, Connecticut 7 Georgia Tech 30, Wake Forest 16 North Carolina 41, Pittsburgh 24	Friday, Sept. 29 Louisville at NC State 7 p.m. Saturday, Sept. 30 Clemson at Syracuse 12 p.m. Virginia at Boston College 2 p.m. Bowling Green at Georgia Tech 3:30 p.m. Notre Dame at Duke 7:30 p.m. Pitt at Virginia Tech 8 p.m.	Saturday, Oct. 7 Boston College at Army 12 p.m. Wake Forest at Clemson TBA William & Mary at Virginia TBA Georgia Tech at Miami TBA Syracuse at North Carolina TBA Marshall at NC State TBA Notre Dame at Louisville TBA Virginia Tech at Florida State TBA

ASSOCIATED PRESS POLL

	Rec.	Pts.	Prev.
1. Georgia (55)	4-0	1562	1
2. Michigan (1)	4-0	1445	2
3. Texas (2)	4-0	1401	3
4. Ohio State (1)	4-0	1370	6
5. Florida State (1)	4-0	1351	4
6. Penn State	4-0	1244	7
7. Washington	4-0	1228	8
8. USC	4-0	1169	5
9. Oregon	4-0	942	10
10. Utah	4-0	981	11
11. Notre Dame	4-1	904	9
12. Alabama	3-1	862	13
13. LSU	3-1	813	12
14. Oklahoma	4-0	716	16
15. North Carolina	4-0	659	17
16. Washington State	4-0	652	21
17. Duke	4-0	648	18
18. Miami	4-0	523	20
19. Oregon State	3-1	366	14
20. Ole Miss	3-1	349	15
21. Tennessee	3-1	260	23
22. Florida	3-1	235	25
23. Missouri	4-0	197	NR
24. Kansas	4-0	132	NR
25. Fresno State	4-0	64	NR

Opponents Receiving Votes:
Clemson 5

AFCA COACHES POLL

	Rec.	Pts.	Prev.
1. Georgia (61)	4-0	1592	1
2. Michigan	4-0	1495	2
3. Ohio State (2)	4-0	1414	3
4. Florida State	4-0	1390	4
5. Texas	4-0	1336	6
6. USC	4-0	1288	5
7. Penn State	4-0	1225	7
8. Washington (1)	4-0	1194	8
9. Oregon	4-0	1071	11
10. Utah	4-0	1010	10
11. Alabama	3-1	930	12
12. LSU	3-1	844	13
13. Notre Dame	4-1	837	9
14. Oklahoma	4-0	784	14
15. North Carolina	4-0	698	17
16. Duke	4-0	605	18
17. Washington State	4-0	555	24
18. Miami	4-0	485	21
19. Tennessee	3-1	404	20
21. Ole Miss	3-1	305	16
21. Oregon State	3-1	293	15
22. Missouri	4-0	140	NR
23. Florida	3-1	134	NR
24. Kansas	4-0	120	NR
25. Kansas State	3-1	109	NR

Opponents Receiving Votes:
Clemson 35

SYRACUSE WEEK-BY-WEEK RANKING

	AP	CP	CFP
Preseason	NR	NR	-
Sept. 5	NR	NR	-
Sept. 12	NR	RV	-
Sept. 19	RV	RV	-
Sept. 26	RV	RV	-
Oct. 3			
Oct. 10			
Oct. 17			
Oct. 24			
Oct. 31			
Nov. 7			
Nov. 14			
Nov. 21			
Nov. 28			
Dec. 5			
Dec. 11			

DINO BABERS

Head Coach • Eighth Season • Career Record: 77-65 (.542)



- Named the 30th head coach in Syracuse football history on Dec. 5, 2016.
- Voted the AFCA Region 1 Coach of the Year, Associated Press co-ACC Coach of the Year and ECAC Coach of the Year after guiding the Orange to their first bowl berth since 2013, their first national ranking since 2001, and the seventh 10-win season in the history of the program in 2018.
- In 2016, commanded a Syracuse offense that set or tied 44 school records, including the team season records for most passing yards (3,855) and most completions (332).
- Has coached seven All-Americans at Syracuse (PR Brisly Estime, WR Amba Etta-Tawo, WR Steve Ishmael, S Andre Cisco, PK Andre Szmyt, P Sterling Hofrichter, RB Sean Tucker) and 34 All-ACC players.
- Mentored 17 All-MAC performers at Bowling Green, including 2015 MAC Vern Smith Leadership Award winner and former Syracuse quality control assistant Matt Johnson.
- Coached Eastern Illinois quarterback Jimmy Garoppolo, who was named the 2013 Walter Payton Award winner as the nation's top FCS player. Garoppolo was the second-round pick of the New England Patriots in 2014 and signed one the richest contracts in NFL history with the San Francisco 49ers in 2018.
- Babers has coached or recruited more than 60 NFL players, including four All-Pros (Lance Briggs, Matt Slater, Josh Gordon, Az-Zahir Hakim) and three Pro Bowlers (Briggs, Slater, Gordon).

BABERS RECORD WHEN ...

	2023	Career
Scoring first.....	2-0	58-18
Opponent scores first.....	2-0	19-47
Leading at half.....	3-0	65-9
Tied at half.....	0-0	2-1
Trailing at half.....	1-0	10-55
Leading after three quarters.....	4-0	64-6
Tied after three quarters.....	0-0	4-2
Trailing after three quarters.....	0-0	9-57
In overtime.....	0-0	4-3
Less than 400 yds of total offense.....	0-0	12-46
400-499 yds of total offense.....	3-0	17-12
500+ yds of total offense.....	1-0	48-11
Allowing < 400 yds of total offense.....	3-0	49-19
Allowing 400-499 yds of total offense.....	1-0	15-18
Allowing 500+ yds of total offense.....	0-0	13-27
Rushing for less 100 yds.....	0-0	7-24
Rushing for 100-199 yds.....	2-0	38-34
Rushing for 200+ yds.....	2-0	34-11
Allowing less than 100 rushing yds.....	3-0	27-12
Allowing 100-199 rushing yds.....	1-0	34-25
Allowing 200+ rushing yds.....	0-0	13-32
Passing for less than 300 yds.....	2-0	38-47
Passing for 300-399 yds.....	1-0	17-12
Passing for 400+ yds.....	1-0	22-6
Allowing less than 300 passing yds.....	3-0	57-48
Allowing 300-399 passing yds.....	1-0	14-16
Allowing 400+ passing yds.....	0-0	6-5
Scoring less than 20 points.....	0-0	0-26
Scoring 20-29 points.....	1-0	13-23
Scoring 30-39 points.....	1-0	22-12
Scoring 40+ points.....	2-0	42-4
Allowing less than 20 points.....	2-0	34-5
Allowing 20-29 points.....	1-0	29-10
Allowing 30-39 points.....	0-0	8-15
Allowing 40+ points.....	0-0	5-35

	2023	Career
No turnovers.....	1-0	21-11
One turnover.....	2-0	24-26
More than one turnover.....	1-0	32-32
No takeaways.....	0-0	8-20
One takeaway.....	1-0	21-18
More than one takeaway.....	3-0	48-27
Time of Possession > 30:00.....	1-0	38-13
Time of Possession < 30:00.....	3-0	39-52
Tuesday.....	0-0	2-1
Wednesday.....	0-0	3-1
Thursday.....	0-0	2-2
Friday.....	0-0	9-8
Saturday.....	4-0	61-53
August.....	0-0	4-1
September.....	4-0	31-17
October.....	0-0	21-18
November.....	0-0	17-25
December.....	0-0	4-4
Home.....	3-0	45-25
Away.....	1-0	29-34
Neutral.....	0-0	3-5
Day games.....	3-0	50-45
Night games (6 p.m. or later).....	1-0	27-19
Televised games.....	4-0	64-64
ABC.....	0-0	0-6
ACC Network.....	1-0	8-14
ACC Network Extra.....	2-0	7-2
American Sports Network.....	0-0	0-1
Big Ten Network.....	0-0	2-0
CBS Sports Network.....	0-0	4-1
ESPN.....	0-0	6-8
ESPN2.....	0-0	8-9
ESPN3.....	0-0	13-5
ESPNU.....	0-0	2-1
ESPNNews.....	0-0	1-0
ESPN+.....	0-0	1-0
FOX College Sports.....	0-0	2-0
NBC.....	1-0	1-2
Raycom.....	0-0	2-6
RSN.....	0-0	7-6
SEC Network.....	0-0	0-1

THE BABERS FILE

PERSONAL DATA

Experience: 40th season/8th at Syracuse
Hometown: San Diego, Calif.
Alma Mater: Hawaii '84
Family: wife, Susan; daughters, Breeahnah, Tasha, Jazzmin and Paris

PLAYING EXPERIENCE

College: Hawaii (1979-83)
Pro: BC Lions (CFL, 1984 free-agent signee)

COACHING LEDGER

Year	School	W-L-T	Pos.
1984	Hawaii	7-4	GA
1985	Arizona State	8-4	GA
1986	Arizona State	10-1-1	GA
1987	Eastern Illinois	5-6	RB
1988	UNLV	4-7	STC/RB
1989	UNLV	4-7	STC/RB
1990	Northern Arizona	5-6	STC/DB
1991	Purdue	4-7	WR
1992	Purdue	4-7	WR
1993	Purdue	1-10	WR
1994	San Diego State	4-7	WR
1995	Arizona	6-5	WR
1996	Arizona	5-6	WR
1997	Arizona	7-5	RB
1998	Arizona	12-1	OC/QB
1999	Arizona	6-6	OC/QB
2000	Arizona	5-6	OC/QB
2001	Texas A&M	8-4	OC/QB
2002	Texas A&M	6-6	OC/QB
2003	Pittsburgh	8-5	RB
2004	UCLA	6-6	WR
2005	UCLA	10-2	WR
2006	UCLA	7-6	RB
2007	UCLA	6-6	AHC/RB
2008	Baylor	4-8	WR
2009	Baylor	4-8	STC/WR
2010	Baylor	7-6	STC/WR
2011	Baylor	10-3	STC/WR

Totals 28 seasons
Assistant Coach 173-155-1 (.527)

Year	School	W-L-T	Pos.
2012	Eastern Illinois	7-5	HC
2013	Eastern Illinois	12-2	HC
2014	Bowling Green	8-6	HC
2015	Bowling Green	10-3	HC
2016	Syracuse	4-8	HC
2017	Syracuse	4-8	HC
2018	Syracuse	10-3	HC
2019	Syracuse	5-7	HC
2020	Syracuse	1-10	HC
2021	Syracuse	5-7	HC
2022	Syracuse	7-6	HC
2023	Syracuse	3-0	HC

Totals 11 seasons
Head Coach 77-65 (.542)

AWARDS & HONORS

Eastern Illinois

- 2012 AFCA Region 3 Coach of the Year
Ohio Valley Coach of the Year
- 2013 AFCA Region 3 Coach of the Year
Ohio Valley Coach of the Year

Syracuse

- 2017 Dodd Trophy Coach of the Week
(Oct. 13 vs. Clemson)
- 2018 AFCA Region 1 Coach of the Year
Co-ACC Coach of the Year (AP)
ECAC Coach of the Year

BABERS ERA SUPERLATIVES

Most Points in a Game

65 vs. Colgate, Sept. 2, 2023

Most Points in a Half

49 vs. Wagner, Oct. 1, 2022

Most Points in a Quarter

30 vs. Louisville (2nd), Nov. 9, 2018

Largest Deficit Overcome in a Win

13 (6-17) at Boston College, Nov. 26, 2022

Most Touchdowns Scored

9 at Pittsburgh, Nov. 26, 2016

9 vs. Colgate, Sept. 2, 2023

Most Rushing Touchdowns

6 vs. UAlbany, Sept. 18, 2021

Most Passing Touchdowns

7 vs. Colgate, Sept. 2, 2023

Most Field Goals Made

5 vs. Virginia, Sept. 23, 2022

Most First Downs

38 at Pittsburgh, Nov. 26, 2016

Most Yards of Total Offense

677 vs. Colgate, Sept. 2, 2023

Most Plays

106 at Pittsburgh, Nov. 26, 2016

Highest Average Yards Per Play

11.1 vs. Wagner, Oct. 1, 2022

Most Rushing Yards

388 vs. Wagner, Oct. 1, 2022

Most Rushing Attempts

62 at Western Michigan, Aug. 31, 2018

Highest Average Yards Per Rush

9.9 vs. Wagner, Oct. 1, 2022

Most Pass Completions

43 at Pittsburgh, Nov. 26, 2016

Most Pass Attempts

67 vs. Wake Forest, Nov. 11, 2017

Most Passing Yards

480 vs. NC State, Oct. 27, 2018

Highest Completion Percentage

1.000 (18-18) vs. Wagner, Oct. 1, 2022

Most Turnovers

4 at Miami (Fla.), Oct. 21, 2017

4 at Louisville, Nov. 18, 2017

4 vs. Virginia, Sept. 23, 2022

Most Penalties

18 vs. Louisville, Sept. 3, 2022

Fewest Penalties

2 at Florida State, Nov. 4, 2017

2 vs. Boston College, Nov. 25, 2017

Most Penalty Yards

164 vs. UAlbany, Sept. 18, 2021

Fewest Penalty Yards

13 vs. Boston College, Nov. 25, 2017

Most Punts

11 vs. Louisville, Sept. 9, 2016

Fewest Punts

0 vs. Wagner, Oct. 1, 2022

Most Punt Returns

7 vs. Colgate, Sept. 2, 2023

Most Punt Return Yards

128 vs. Notre Dame, Oct. 1, 2016

Most Kickoff Returns

11 vs. Louisville, Sept. 9, 2016

11 at Pittsburgh, Nov. 26, 2016

Most Kickoff Return Yards

242 at Clemson, Nov. 5, 2016

Most Passes Intercepted

4 vs. Georgia Tech, Sept. 26, 2020

Best Third-Down Conversion Percentage

66.7 (8-12) at Ohio, Sept. 4, 2021

66.7 (6-9) vs. Wagner, Oct. 1, 2022

Most Time of Possession

37:48 vs. USF, Sept. 17, 2016

37:48 at Wake Forest, Nov. 3, 2018

Most Tackles for Loss

14.0 at Liberty, Aug. 31, 2019

14.0 vs. UAlbany, Sept. 18, 2021

Most Sacks

8.0 vs. Liberty, Aug. 31, 2019

8.0 vs. UAlbany, Sept. 18, 2021

BABERS YEAR-BY-YEAR

2012 (7-5, 6-1 OVC) • Eastern Illinois

Date	Opponent	Score
Aug. 30	Southern Illinois	W, 49-28
Sept. 8	at Western Michigan	L, 21-52
Sept. 15	at Illinois State	L, 51-54 (2OT)
Sept. 22	Murray State	W, 50-49 (OT)
Sept. 29	Austin Peay	W, 65-15
Oct. 6	at Tennessee-Martin	L, 37-51
Oct. 13	Jacksonville State	W, 31-28
Oct. 27	at Eastern Kentucky	W, 24-7
Nov. 3	at Tennessee Tech	W, 31-24
Nov. 10	Southeast Missouri	W, 39-20
Nov. 17	at Central Arkansas	L, 30-48
Nov. 24	at South Dakota State *	L, 10-58

* - FCS Playoffs

2013 (12-2, 8-0 OVC) • Eastern Illinois

Date	Opponent	Score
Aug. 31	at San Diego State	W, 40-19
Sept. 7	at Southern Illinois	W, 40-37 (2OT)
Sept. 14	Illinois State	W, 57-24
Sept. 21	at Northern Illinois	L, 39-43
Sept. 28	Eastern Kentucky	W, 42-7
Oct. 10	at Austin Peay	W, 63-7
Oct. 19	Southeast Missouri	W, 55-33
Oct. 26	at Tennessee State	W, 34-16
Nov. 2	Tennessee Tech	W, 56-21
Nov. 9	at Murray State	W, 37-17
Nov. 16	Jacksonville State	W, 52-14
Nov. 23	at Tennessee-Martin	W, 70-22
Dec. 7	Tennessee State *	W, 51-10
Dec. 13	Towson *	L, 39-49

* - FCS Playoffs

2014 (8-6, 5-3 MAC) • Bowling Green

Date	Opponent	Score
Aug. 29	at Western Kentucky	L, 31-59
Sept. 6	VMI	W, 48-7
Sept. 13	Indiana	W, 45-42
Sept. 20	at Wisconsin	L, 17-68
Sept. 27	at Massachusetts	W, 47-42
Oct. 4	Buffalo	W, 36-35
Oct. 11	at Ohio	W, 31-13
Oct. 18	Western Michigan	L, 14-26
Nov. 4	at Akron	W, 27-10
Nov. 12	Kent State	W, 30-20
Nov. 19	at Toledo	L, 20-27
Nov. 28	Ball State	L, 24-41
Dec. 5	vs. Northern Illinois *	L, 17-51
Dec. 20	vs. South Alabama ^	W, 33-28

* - MAC Championship Game (Detroit, Mich.)

^ - Camellia Bowl (Montgomery, Ala.)

2015 (10-3, 7-1 MAC) • Bowling Green

Date	Opponent	Score
Sept. 5	vs. Tennessee *	L, 30-59
Sept. 12	at Maryland	W, 48-27
Sept. 19	Memphis	L, 41-44
Sept. 26	at Purdue	W, 35-28
Oct. 3	at Buffalo	W, 28-22
Oct. 10	Massachusetts	W, 62-38
Oct. 17	Akron	W, 59-10
Oct. 24	at Kent State	W, 48-0
Nov. 4	Ohio	W, 62-24
Nov. 11	at Western Michigan	W, 41-27
Nov. 17	Toledo	L, 28-44
Nov. 24	at Ball State	W, 48-10
Dec. 4	vs. Northern Illinois ^	W, 34-14

* - at L.P. Field (Nashville, Tenn.)

^ - MAC Championship Game (Detroit, Mich.)

NOTE: Babers was named Syracuse's head coach on Dec. 5, 2015. He did not coach Bowling Green in the 2015 GoDaddy Bowl.

2016 (4-8, 2-6 ACC) • Syracuse

Date	Opponent	Score
Sept. 2	Colgate	W, 33-7
Sept. 9	Louisville	L, 28-62
Sept. 17	USF	L, 20-45
Sept. 24	at Connecticut	W, 31-24
Oct. 1	vs. Notre Dame *	L, 33-50
Oct. 8	at Wake Forest	L, 9-28
Oct. 15	Virginia Tech	W, 31-17
Oct. 22	at Boston College	W, 28-20
Nov. 5	at Clemson	L, 0-54
Nov. 12	NC State	L, 20-35
Nov. 19	Florida State	L, 14-45
Nov. 26	at Pittsburgh	L, 61-76

* - at MetLife Stadium (East Rutherford, N.J.)

2017 (4-8, 2-6 ACC) • Syracuse

Date	Opponent	Score
Sept. 1	Central Connecticut State	W, 50-7
Sept. 9	Middle Tennessee	L, 23-30
Sept. 16	Central Michigan	W, 41-17
Sept. 23	at LSU	L, 26-35
Sept. 30	at NC State	L, 25-33
Oct. 7	Pittsburgh	W, 27-24
Oct. 13	Clemson	W, 27-24
Oct. 21	at Miami (Fla.)	L, 19-27
Nov. 4	at Florida State	L, 24-27
Nov. 11	Wake Forest	L, 43-64
Nov. 18	at Louisville	L, 10-56
Nov. 25	Boston College	L, 14-42

2018 (10-3, 6-2 ACC) • Syracuse

Date	Opponent	Score
Aug. 31	at Western Michigan	W, 55-42
Sept. 8	Wagner	W, 62-10
Sept. 15	Florida State	W, 30-7
Sept. 22	Connecticut	W, 51-21
Sept. 29	at Clemson	L, 23-27
Oct. 6	at Pittsburgh	L, 37-44 (OT)
Oct. 20	North Carolina	W, 40-37 (2OT)
Oct. 27	NC State	W, 51-41
Nov. 3	at Wake Forest	W, 41-24
Nov. 9	Louisville	W, 54-23
Nov. 17	vs. Notre Dame *	L, 3-36
Nov. 24	at Boston College	W, 42-21
Dec. 28	vs. West Virginia ^	W, 34-18

* - at Yankee Stadium (Bronx, N.Y.)

^ - Camping World Bowl (Orlando, Fla.)

2019 (5-7, 2-6 ACC) • Syracuse

Date	Opponent	Score
Aug. 31	at Liberty	W, 24-0
Sept. 7	at Maryland	L, 20-63
Sept. 14	Clemson	L, 6-41
Sept. 21	Western Michigan	W, 52-37
Sept. 28	Holy Cross	W, 41-3
Oct. 10	at NC State	L, 10-16
Oct. 18	Pittsburgh	L, 20-27
Oct. 26	at Florida State	L, 17-35
Nov. 2	Boston College	L, 27-58
Nov. 16	at Duke	W, 49-6
Nov. 23	at Louisville	L, 34-56
Nov. 30	Wake Forest	W, 39-30 (OT)

2020 (1-10, 1-9 ACC) • Syracuse

Date	Opponent	Time/Score
Sept. 12	at North Carolina	L, 6-31
Sept. 19	at Pittsburgh	L, 10-21
Sept. 26	Georgia Tech	W, 37-20
Oct. 10	Duke	L, 24-38
Oct. 17	Liberty	L, 21-38
Oct. 24	at Clemson	L, 21-47
Oct. 31	Wake Forest	L, 14-38
Nov. 7	Boston College	L, 13-16
Nov. 20	at Louisville	L, 0-30
Nov. 28	NC State	L, 29-36
Dec. 5	at Notre Dame	L, 21-45

2021 (5-7, 2-6 ACC) • Syracuse

Date	Opponent	Time/Score
Sept. 4	at Ohio	W, 29-9
Sept. 11	Rutgers	L, 7-17
Sept. 18	UAlbany	W, 62-24
Sept. 24	Liberty	W, 24-21
Oct. 2	at Florida State	L, 30-33
Oct. 9	Wake Forest	L, 37-40 (OT)
Oct. 15	Clemson	L, 14-17
Oct. 23	at Virginia Tech	W, 41-36
Oct. 30	Boston College	W, 21-6
Nov. 13	at Louisville	L, 3-41
Nov. 20	at NC State	L, 17-41
Nov. 27	Pittsburgh	L, 14-31

2022 (7-6, 4-4 ACC) • Syracuse

Date	Opponent	Time/Score
Sept. 3	Louisville	W, 31-7
Sept. 10	at UConn	W, 48-14
Sept. 17	Purdue	W, 32-29
Sept. 23	Virginia	W, 22-20
Oct. 1	Wagner	W, 59-0
Oct. 15	NC State	W, 24-9
Oct. 22	at Clemson	L, 21-27
Oct. 29	Notre Dame	L, 24-41
Nov. 5	at Pittsburgh	L, 9-19
Nov. 12	Florida State	L, 3-38
Nov. 19	at Wake Forest	L, 35-45
Nov. 26	at Boston College	W, 32-23
Dec. 29	vs. Minnesota ^	L, 20-28

^ - Pinstripe Bowl (Bronx, N.Y.)

2023 (4-0, 0-0 ACC) • Syracuse

Date	Opponent	Time/Score
Sept. 2	Colgate	W, 65-0
Sept. 9	Western Michigan	W, 48-7
Sept. 16	at Purdue	W, 35-20
Sept. 23	Army	W, 29-16
Sept. 30	Clemson	12 p.m.
Oct. 7	at North Carolina	TBA
Oct. 14	at Florida State	TBA
Oct. 26	at Virginia Tech	7:30 p.m.
Nov. 3	Boston College	7:30 p.m.
Nov. 11	vs. Pittsburgh *	3:30 p.m.
Nov. 18	at Georgia Tech	TBA
Nov. 25	Wake Forest	TBA

* - at Yankee Stadium (Bronx, N.Y.)

ASSISTANT COACHES



JASON BECK (Booth)

Offensive Coordinator/Quarterbacks

Experience: 17th season/2nd at Syracuse
Hometown: Oxnard, Calif.
Alma Mater: BYU '06; BYU, 2011, M.A.
Family: wife, Jamie; daughter, Peyton, twin sons Cameron and Jackson



ROCKY LONG (Field)

Defensive Coordinator/Linebackers

Experience: 49th season/1st at Syracuse
Hometown: Provo, Utah
Alma Mater: New Mexico '74
Family: wife, Debbie; daughters, Roxanne and Hannah



BOB LIGASHESKY (Field)

Special Teams Coordinator

Experience: 38th season/2nd at Syracuse
Hometown: Pittsburgh, Pa.
Alma Mater: IUP '85
Family: wife, Shelley; daughter, Sydney



CHRIS ACHUFF (Field)

Defensive Line

Experience: 26th season/5th at Syracuse
Hometown: Bellefonte, Pa.
Alma Mater: Bloomsburg '98
Family: wife, Kim; daughter, Julia; sons, Carter and Tyler



NUNZIO CAMPANILE (Field)

Tight Ends

Experience: 24th season/1st at Syracuse
Hometown: Fair Lawn, N.J.
Alma Mater: Montclair State '99
Family: wife, Heather; sons, Michael and James



STEVE FARMER (Field)

Offensive Line

Experience: 25th season/1st at Syracuse
Hometown: Coweta, Okla.
Alma Mater: Illinois State '99
Family: wife, Amy; daughter, Rebekah; son, Luke



TRAVIS FISHER (Field)

Cornerbacks

Experience: 11th season/1st at Syracuse
Hometown: Tallahassee, Fla.
Alma Mater: UCF '02
Family: wife, Frenchie; children: Taelor, Taliyah, Triston, Aria and Travis Jr.



MICHAEL JOHNSON (Field)

Outside Receivers

Experience: 23rd season/2nd at Syracuse
Hometown: Los Angeles, Calif.
Alma Mater: Akron '08
Family: wife, Louan; son, Michael Jr.; daughter, Taylor



MIKE LYNCH (Field)

Running Backs

Experience: 24th season/8th at Syracuse
Hometown: Roseville, Calif.
Alma Mater: Montana '00
Family: wife, Emily; daughter, Madison; son, Will




DARRELL PERKINS (Booth)

Safeties/Rovers


Experience: 24th season/1st at Syracuse
Hometown: Aurora, Colo.
Alma Mater: Wyoming '90
Family: wife, Elena; sons, Spencer and Jordan

FOOTBALL STAFF

GRADUATE ASSISTANTS/QUALITY CONTROL/ANALYSTS



Kendall Coleman
Analyst (D)



Justin Flood
QC (ST)



Tyshon Fogg
GA (D)



Jon Germano
GA (O)



David Gettis
QC (O)



Travis Greene
Analyst (O)



Phil Guard
QC (O)



Manny Harris
GA (O)



Quinn Smith
GA (D)



Rylan Stamm
QC (D)

KEY SUPPORT STAFF



Sean Edinger
S&C



Roy Wittke
DPP



Brad Wittke
DFO




Brandon Hall
AT



Will Hicks
DPE



Deon Maddox
DPD



Gino Gigliotti
Recruiting



Tori Brown
Dietitian

DEPTH CHART

OFFENSE

QB	6 Garrett Shrader (6-4, 225, Sr.) 16 Carlos Del Rio Wilson (6-2, 222, R-So.)
RB	1 LeQuint Allen Jr. (6-0, 195, So.) 28 Juwaun Price (5-10, 208, R-Jr.)
TE	81 Max Mang (6-7, 265, Jr.) OR 89 Dan Villari (6-4, 235, R-So.)
WR	5 Damien Alford (6-6, 210, Jr.) 82 Darrell Gill Jr. (6-3, 169, Fr.)
WR	87 Donovan Brown (6-1, 178, R-Fr.) 11 Kendall Long (6-2, 208, R-So.)
WR	17 Umari Hatcher (6-3, 183, R-So.) 85 D'Marcus Adams (6-0, 182, R-Sr.)
LT	70 Enrique Cruz (6-6, 311, R-So.) 78 Joe Cruz (6-5, 302, R-Fr.)
LG	63 Chris Bleich (6-6, 323, R-Sr.) 76 Kalan Ellis (6-6, 375, Jr.)
C	50 J'Onre Reed (6-3, 315, Jr.) 55 Josh Ilaoa (6-3, 334, Jr.)
RG	74 Jakob Bradford (6-5, 309, R-Jr.) 77 Joe More (6-5, 306, R-Sr.)
RT	72 Mark Petry (6-4, 292, R-Jr.) 78 Joe Cruz (6-5, 302, R-Fr.)

DEFENSE

DE	4 Caleb Okechukwu (6-4, 276, R-Sr.) 94 Kevin Jobity Jr. (6-4, 263, So.)
DT	0 Kevon Darton (5-11, 271, R-Jr.) 99 Elijah Fuentes-Cundiff (6-4, 279, R-So.)
DE	58 Denis Jaquez Jr. (6-4, 254, So.) OR 90 Terry Lockett (6-4, 283, R-So.)
LB	16 Leon Lowery Jr. (6-4, 239, R-So.) 7 Stefon Thompson (6-1, 248, R-So.)
LB	2 Marlowe Wax Jr. (6-1, 230, Jr.) 12 Anwar Sparrow (6-1, 225, R-So.) OR 42 Austin Roon (6-3, 231, R-So.)
LB	15 Derek McDonald (6-4, 224, R-So.) 45 Kadin Bailey (6-2, 223, So.)
CB	3 Isaiah Johnson (6-3, 205, R-Sr.) 32 Greg Delaine (6-0, 180, R-Fr.)
BS	5 Alijah Clark (6-1, 186, Jr.) 11 Jaeden Gould (6-2, 205, R-Fr.)
ROV	8 Justin Barron (6-4, 231, Jr.) 5 Alijah Clark (6-1, 186, Jr.)
FS	6 Jason Simmons Jr. (6-0, 198, Sr.) 26 Aman Greenwood (5-10, 197, R-Jr.)
CB	14 Jeremiah Wilson (5-10, 179, So.) 23 Jayden Bellamy (5-11, 180, R-Fr.)

SPECIAL TEAMS

PK	15 Brady Denaburg (6-0, 195, So.) 98 Jayden Oh (6-0, 150, Fr.)
P	41 Jack Stonehouse (6-1, 199, R-So.) 36 Max von Marburg (6-0, 195, So.)
LS	46 Tom Callahan (6-3, 236, R-Jr.) 43 Mike Midkiff (6-3, 216, R-Jr.)
Hold	8 Justin Barron (6-4, 231, Jr.) 41 Jack Stonehouse (6-1, 199, R-So.)
KR	85 D'Marcus Adams (6-0, 182, R-Sr.) 87 Donovan Brown (6-1, 178, R-Fr.)
PR	85 D'Marcus Adams (6-0, 182, R-Sr.) 87 Donovan Brown (6-1, 178, R-Fr.)

START CHART

	'19	'20	'21	'22	'23	Strk	Total
Offense							
Joe More, OL ?	10	4	11	12	0	-	37
Chris Bleich, OL >	8	-	7	12	4	6	31
Garrett Shrader, QB ^	4	-	9	12	4	8	29
Damien Alford, WR	-	0	5	10	4	6	19
Oronde Gadsden II, TE	-	-	0	13	2	-	16
Kalan Ellis OL	-	-	5	9	0	-	14
Juwaun Price, RB +	-	0	8	0	0	-	8
Maximilian Mang, TE	-	0	5	2	1	-	8
Enrique Cruz, OL	-	-	0	5	4	9	9
Wes Hoeh, OL %	-	-	0	3	0	-	3
Trebor Pena, WR	-	0	0	3	1	1	4
Dan Villari, TE	-	0	0	3	1	1	4
David Wohlabaugh Jr., OL{-	-	0	1	2	-	-	3
LeQuint Allen, RB	-	-	-	1	4	5	5
Jakob Bradford, OL	-	-	0	1	4	4	5
Josh Ilaoa, OL	-	0	1	1	0	-	2
D'Marcus Adams, WR #	0	0	1	1	0	-	2
J'Onre Reed, OL	-	-	-	-	4	4	4
Carlos Del Rio-Wilson, QB-	-	0	1	0	-	-	1
Isaiah Jones, WR	-	-	-	-	2	-	2
Umari Hatcher, WR	-	-	0	0	3	3	3
Donovan Brown, WR	-	-	-	0	2	-	2
Mark Petry, OL	-	0	0	0	2	2	2

^ - includes starts at Mississippi State
- includes starts at FAU
% - Starts came at fallback in 2022
+ - includes starts at New Mexico State
> - includes starts at Florida
? - includes starts at Richmond
{ - includes starts at Kentucky

	'19	'20	'21	'22	'23	Strk	Total
Defense							
Marlowe Wax, LB	-	1	12	13	4	29	30
Jason Simmons, DB +	8	-	9	5	4	5	26
Justin Barron, DB	-	0	9	11	4	12	25
Stefon Thompson, LB	-	7	12	1	0	-	20
Isaiah Johnson, DB @	2	0	9	6	4	9	21
Caleb Okechukwu DL	0	0	2	13	4	17	19
Myles Farmer, DB -	0	0	4	11	0	-	15
Kevon Darton, DL	0	0	0	11	4	13	15
Alijah Clark, DB	-	-	0	11	4	7	15
Derek McDonald, LB	-	-	0	8	4	4	12
Aman Greenwood, DB	0	7	0	0	0	-	7
Yosuke Sugano, LB !	7	0	0	0	0	-	7
Leon Lowery, LB	-	0	0	2	4	6	6
Anwar Sparrow, LB	-	0	0	3	0	-	3
Terry Lockett, DL	-	-	0	2	1	1	1
Jeremiah Wilson, DB	-	-	-	-	4	4	4
Denis Jaquez Jr., DL	-	-	-	-	3	-	3
Elijah Fuentes-Cundiff, DL-	-	-	0	1	0	-	1
Quan Peterson, DB	-	-	-	1	0	-	1

@ - includes starts at Dartmouth
! - includes starts at St. Francis
+ - includes starts at New Mexico State
- - includes starts at Nebraska

	'19	'20	'21	'22	'23	Strk	Total
Specialists							
Max Von Marburg, P	-	-	-	13	0	-	13
Jack Stonehouse, P =	-	-	0	9	4	13	13
Ian Hawkins, P	-	-	4	0	0	-	4
Brady Denaburg, K	-	-	-	-	4	4	4

= - includes starts at Mizzou

NUMERICAL ROSTER

No.	Name	Pos.	Cl.	Ht.	Wt.	Hometown/High School/Previous School
0	Kevon Darton	DL	R-Jr.	5-11	271	Fitchburg, Mass. / Worcester Academy
1	LeQuint Allen Jr.	RB	So.	6-0	195	Millville, N.J. / Millville
2	Trebor Pena	WR	Jr.	6-0	190	Ocean Township, N.J. / Ocean Township
2	Marlowe Wax	LB	Jr.	6-1	230	Baltimore, Md. / Mount St. Joseph
3	Isaiah Johnson	DB	R-Sr.	6-3	205	South Lyon, Mich. / Detroit Country Day / Dartmouth
4	Caleb Okechukwu	DL	R-Sr.	6-4	276	Washington, D.C. / St. John's College
5	Damien Alford	WR	Jr.	6-6	210	Montreal, Quebec, Canada / McArthur (Fla.)
5	Alijah Clark	DB	Jr.	6-1	186	Camden, N.J. / Camden / Rutgers
6	Garrett Shrader	QB	Sr.	6-4	225	Charlotte, N.C. / Charlotte Christian School / Miss. State
6	Jason Simmons Jr.	DB	Sr.	6-0	198	Lancaster, Texas / Lancaster / NM State
7	Stefon Thompson	LB	R-So.	6-1	248	Charlotte, N.C. / Vance
8	Justin Barron	DB	Jr.	6-4	231	Rocky Hill, Conn. / Suffield Academy
10	Braden Davis	QB	R-Fr.	6-5	200	Middletown, Del. / Middletown / South Carolina
10	Zyian Moultrie-Goddard	LB	Fr.	6-0	240	Bronx, N.Y. / Iona Prep
11	Jaeden Gould	DB	R-Fr.	6-2	205	Somerset, N.J. / Bergen Catholic / Nebraska
11	Kendall Long	WR	R-So.	6-2	208	Lexington, S.C. / River Bluff
12	Anwar Sparrow	LB	R-So.	6-1	225	Virginia Beach, Va. / Salem
13	Mekhi Mason	LB	So.	6-2	228	Hollywood, Fla. / Monsignor Pace
14	Jeremiah Wilson	DB	So.	5-10	179	Kissimmee, Fla. / Osceola
15	Derek McDonald	LB	R-So.	6-4	224	Atlanta, Ga./Marist
15	Brady Denaburg	K	So.	6-0	195	Merritt Island, Fla. / Merritt Island
16	Carlos Del Rio-Wilson	QB	R-So.	6-2	222	Atlanta, Ga. / Cartersville / Florida
16	Leon Lowery Jr.	LB	R-So.	6-4	239	Elizabeth, N.J. / North Brunswick
17	Umari Hatcher	WR	R-So.	6-3	183	Woodbridge, Va. / Freedom
17	Jalil Martin	DB	R-Fr.	6-2	190	Chicago, Ill. / Kenwood Academy
18	Luke MacPhail	QB	R-So.	6-4	212	Boston, Mass. / Dexter Southfield
18	David Omopariola	LB	Fr.	6-3	232	Baltimore, Md. / Woodlawn
19	Cornell Perry	DB	R-Fr.	6-1	192	Woodhaven, Mich. / Woodhaven
19	Oronde Gadsden II	TE	Jr.	6-5	223	Fort Lauderdale, Fla. / American Heritage (Plantation)
20	Myles Farmer	DB	R-Jr.	6-3	200	Atlanta, Ga. / Westlake / Nebraska
21	Bralyn Oliver	DB	R-So.	6-2	199	Anderson, S.C. / Hough / Louisville
21	Muwaffaq Parkman	RB	Fr.	5-11	180	Newark, N.J. / Hillside
22	Deston Hawkins	RB	So.	6-0	200	Menlo Park, Calif. / Menlo Atherton / Foothill College (Calif.)
22	Quan Peterson	DB	So.	6-1	197	Rock Hill, S.C. / South Pointe
23	Jayden Bellamy	DB	R-Fr.	5-11	180	North Haledon, N.J. / Bergen Catholic / Notre Dame
23	Ike Daniels	RB	Fr.	5-11	188	Stafford, Va. / Mountain View
24	Mario Escobar	RB	R-So.	5-9	188	Melville, N.Y. / St. Anthony's
25	Josh Escobar	RB	R-Fr.	5-8	170	Melville, N.Y. / St. Anthony's
25	Khalil Gilmore	LB	R-Jr.	6-4	225	Melbourne, Fla. / Melbourne / West Florida
26	Aman Greenwood	DB	R-Jr.	5-10	197	Washington, D.C./St. John's College
26	Max Perricone	WR	Fr.	6-1	185	Toronto, Ontario, Canada / St. Andrews / Cheshire Academy (CT)
27	Malcolm Folk	DB	R-So.	6-1	192	Pottsgrove, Pa. / Episcopal Academy
28	Juwaun Price	RB	R-Jr.	5-10	208	Peoria, Ariz. / Peoria / NM State
28	Jakobie Seabourn	DB	Jr.	6-1	208	Houston, Texas / Cypress Ranch / Santa Barbara City College
29	Berry Buxton III	DB	R-So.	6-2	205	San Diego, Calif. / Olympian / Santa Barbara City College
30	Chase Simmons	DL	R-So.	6-4	245	Little River, S.C. / North Myrtle Beach
31	Tyler Chandler	RB	Fr.	5-8	170	Plantation, Fla. / St. Thomas Aquinas
31	Yosuke Sugano	LB	R-Sr.	5-10	216	Akashi, Japan / Greenville (PA) / Saint Francis
32	Nick Armentano	WR	Fr.	5-8	171	Westport, Conn. / Staples / IMG Academy
32	Greg Delaine	DB	R-Fr.	6-0	180	Fort Myers, Fla. / Fort Myers
33	Ryan Dolan	LB	R-So.	6-0	219	Novato, Calif. / Marin Catholic
34	JJ Branham	RB	R-Jr.	5-10	205	Columbus, Ohio / Northland / Eastern Michigan / Blinn College
35	Kyle Acker	WR	R-So.	5-11	174	Ballston Lake, N.Y. / Shenendehowa / IMG Academy
36	Max Von Marburg	P	So.	6-0	195	Wagga Wagga, New South Wales, Australia / St. Mary MacKillop Colleges Wagga
37	Cam Reirden	DB	R-So.	6-0	187	Belmont, Mass. / Belmont Hill
38	Josiah Jeffery	LB	Fr.	6-1	220	Greenwood, S.C. / Greenwood
38	Max Runyon	TE	R-So.	6-0	228	Saddle River, N.J. / St. Joseph's
39	Clay Masters	DB	R-So.	5-11	182	West Linn, Ore. / West Linn
40	Tommy Porter	DB	R-So.	5-11	202	Altadena, Calif. / Flintridge Prep
41	Jack Stonehouse	P	R-So.	6-1	199	Camarillo, Calif. / Chaminade / Missouri
42	Austin Roon	LB	R-So.	6-3	231	Byron Center, Mich. / Byron Center
43	Mike Midkiff	LS	R-Jr.	6-3	216	Colorado Springs, Colo. / Air Academy
45	Kadin Bailey	LB	So.	6-2	223	Jefferson, Ga. / Jefferson
46	Tom Callahan	LS	R-Jr.	6-3	236	Roseland, N.J. / Seton Hall Prep / Fordham
47	Carter Clark	TE	R-Fr.	6-5	288	Hilton, N.Y. / Hilton
48	Jack Oberhofer	TE	Fr.	6-1	215	Glen Ellyn, Ill. / Glenbard West
49	Josh Kubala	LB	R-Fr.	6-2	229	Cicero, N.Y. / Cicero North
50	J'Onre Reed	OL	Jr.	6-3	315	Houston, Texas / Eisenhower / Hutchinson CC
52	Braylen Ingraham	DL	R-Jr.	6-4	301	Fort Lauderdale, Fla. / St. Thomas Aquinas / Alabama

53	Ted Olsen	OL	Fr.	6-2	285	Palos Verdes Estates, Calif. / Palos Verdes / IMG Academy
55	Josh Ilaoa	OL	Jr.	6-3	334	Charlotte, N.C. / Mallard Creek
56	Patrick Alberga	OL	R-So.	6-3	287	Saranac Lake, N.Y. / Saranac Lake
57	Trevion Mack	OL	Fr.	6-6	305	Moundsview, Minn. / Irondale
58	Denis Jaquez Jr.	DL	So.	6-4	254	Pennsauken, N.J. / St. Augustine Prep
59	Marcale Billue	LB	Fr.	6-0	225	Syracuse, N.Y. / Corcoran
61	Ethan Stangle	LS	R-Fr.	6-1	214	Bel Air, Md. / John Carroll
63	Chris Bleich	OL	R-Sr.	6-6	323	Hanover Township, Pa. / Wyoming Valley West / Florida
69	Jayden Bass	OL	Fr.	6-6	309	Springfield, Mass. / Springfield Central
70	Enrique Cruz	OL	R-So.	6-6	311	Chicago, Ill. / Willowbrook
71	Lysander Moeolo	OL	Jr.	6-6	360	Vaitogi, American Samoa / Timberline (Wash.) / Navarro College
72	Mark Petry	OL	R-Jr.	6-4	292	Hochheim am Main, Germany / Graf-Stauffenberg-Gymnasium / Ellsworth CC
73	Wes Hoeh	OL	R-So.	6-4	283	Glen Ellyn, Ill. / Glenbard West
74	Jakob Bradford	OL	R-Jr.	6-5	309	Brooklyn Park, Minn. / Iowa Central CC
75	Austyn Kahi	OL	R-So.	6-5	260	Nanakuli, HI / Kamehameha
76	Kalan Ellis	OL	Jr.	6-6	375	Waimanalo, HI / St. Louis School
77	Joe More	OL	R-Sr.	6-5	306	Franklin, Tenn. / Christ Presbyterian Academy / Richmond
78	Joe Cruz	OL	R-Fr.	6-5	302	Holbrook, N.Y. / Sachem North
79	David Wohlabaugh Jr.	OL	R-So.	6-6	315	Stow, Ohio / Walsh Jesuit / Kentucky
80	Isaiah Jones	WR	R-Jr.	6-4	200	Cocoa, Fla. / Cocoa
81	Maximilian Mang	TE	Jr.	6-7	265	Nuthetal, Germany/Leibniz-Gymnasium Potsdam
82	Darrell Gill Jr.	WR	Fr.	6-3	169	Atascocita, Texas / Atascocita
83	Bryce Cohoon	WR	Fr.	6-2	187	Wichita, Kan. / Maize
84	Nate Wellington	WR	R-Jr.	5-10	189	Skaneateles, N.Y./Skaneateles
85	D'Marcus Adams	WR	R-Sr.	6-0	182	Ormond Beach, Fla. / Mainland / Florida State / FAU
86	David Clement	TE	Fr.	6-6	275	Albany, N.Y. / CBA
87	Donovan Brown	WR	R-Fr.	6-1	178	Montgomery Village, Md. / Quince Orchard
88	Steven Mahar Jr.	TE	Jr.	6-5	240	Rochester, N.Y. / Aquinas Institute
89	Dan Villari	TE	R-So.	6-4	235	Massapequa, N.Y. / Plainedge / Michigan
90	Terry Lockett	DL	R-So.	6-4	280	Springfield, Mass. / Springfield Central
91	Jalil Smith	DL	Fr.	6-5	266	Brooklyn, N.Y. / Abraham Lincoln
92	Rashard Perry	DL	Fr.	6-3	278	Buffalo, N.Y. / Bennett
93	Ty Gordon	DL	Fr.	6-1	273	Gainsville, Va. / Battlefield
94	Kevin Jobity Jr.	DL	So.	6-4	263	Buffalo, N.Y. / Maryvale
95	Ian Hawkins	P	R-So.	6-0	210	San Diego, Calif. / Cathedral Catholic
95	Francois Noltan Jr.	DL	R-Fr.	6-4	236	Miami, Fla. / Edison
96	Elijah Wright	DL	R-So.	6-3	281	Syracuse, N.Y. / Solvay
97	Belizarr Bassett II	DL	R-Fr.	6-0	262	Pembroke Pines, Fla. / American Heritage
98	Jayden Oh	K	Fr.	6-0	150	Alexandria, Va. / Chantilly
99	Elijah Fuentes-Cundiff	DL	R-So.	6-4	279	Bronx, N.Y. / Cardinal Hayes

PRONUNCIATION GUIDE

Belizarr Bassette..... bella-zare	Mark Petry..... PEH-tree
Chris Bleich..... BLYSH	Yosuke Sugano..... Yo-soo-key
Alijah Clark uh-lie-juh (like Elijah)	
Kevon Darton..... cuh-von	Coaches
Umari Hatcher you-mari	Chris Achuff A-cuff
Josh Ilaoa..... IL-oh-uh	Dino Babers BAY-burrs
Denis Jaquez Jr..... ja-quez	Bob Ligashesky League-uh-ches-ski
Steven Mahar Jr..... muh-HAR (ches sounds like chef)
Mekhi Mason mec-ky	
Caleb Okechukwu..... oh-kuh-CHEWK-woo	
David Omopariola Omo-par-ee-ola	
Bralyn Oliver..... Bray-lynn	
Muwaffaq Parkman moo-wah-fack	
Trebor Pena TREBBOR	
(rhymes with Trevor)	

SOCIAL MEDIA ROSTER ROSTER

No.Name	Instagram	Tiktok	Twitter
0 Kevon Darton	@kdarton45	@kdarton45	@KCKD45
1 LeQuint Allen	@lequintallenjr	@lequintallenjr	@JrLequint
2 Trebor Pena	@_tpenaa	@treborpena	@PenaTrebor
2 Marlowe Wax	@marlowewax	@marlowewax	@MarloweWax
3 Isaiah Johnson	@backendbaby_z		@Isaiah_2live
4 Caleb Okechukwu	@calebdeckedoff	@tuffcaleb	@IamCaleb_18
5 Damien Alford	@dame_dollar05	@unlike82dame	@DamienAlford5
5 Alijah Clark	@agent.cinco		@cinco_agent
6 Garrett Shrader	@garrett_shrader		@GarrettShrader6
6 Jason Simmons Jr.	@jsimms_2x		@jaysimms11
7 Stefon Thompson	@stefonthompson	@stefonthompson7	@StefonThompson7
8 Justin Barron	@_justinbarron	@_justinbarron	@justinbarron22
10 Braden Davis	@_bradendavis	@bradend5	@BradenDavis_5
10 Zyian Moultrie-Goddard	@humblebeast.zy	@humblebeast_	@GoddardZyian
11 Jaeden Gould	@jadengould		@JaedenGould5
11 Kendall Long	@kendall_11x		@Kendall_Long02f
12 Anwar Sparrow	@asparrow__	@anwarsparrow	@AnwarS12_
13 Mekhi Mason	@mekhimason13		@khi_lyfe
14 Jeremiah Wilson	@jerem14h		@Jerem14hW
15 Derek McDonald	@derek_mcd81		@derekmcd21
92 Brady Denaburg	@brady_denaburg		@bradydenaburg7
16 Carlos Del-Rio Wilson	@d1_carlos		@QBCarlosDelrio
16 Leon Lowery	@leon_lowery_jr		@leonlowery5
17 Umari Hatcher	@umarihatcher17		@HatcherUmari
17 Jalil Martin	@jay7martin		
18 Luke MacPhail	@luke_mac18		@luke_Mac18
18 David Omopariola	@slimey_david	@slimey_david	@slimey_david
19 Oronde Gadsden II	@orondegii	@orondegii	@Orondegii
19 Cornell Perry	@cornellperry_19	@cornell_perry	@CornellPerry8
20 Myles Farmer	@show2xx		
21 Bralyn Oliver	@bralynoliver	@jackgee2027	@bralynoliver8
21 Muwaffaq Parkman	@mu.bandzzz	@mu.mulaaa	@m_parkman8
22 Deston Hawkins	@deston4greatness		@destonHONCHO
22 Quan Peterson	@quanny.p_	@quannyp6	@Quannyp1
23 Jayden Bellamy	@jaydennbellamy		@jaydenknows_
23 Ike Daniels	@ike03_		@ikedaniels03
24 Mario Escobar	@marioescobarjrr		@MARIO_ESCOBARJR
25 Josh Escobar	@joshua.escobar2		@joshuaescobar04
25 Khalib Gilmore	@khalibg_		@khalibg_
26 Aman Greenwood	@smurphsteezy		@SmurphSteezy
26 Max Perricone	@maxperricone		@MaPerricone
27 Malcolm Folk	@malcolmfolk	@malcolmfolk	@malcolmfolk3
28 Juwaun Price	@juwaun_28	@juwaun_32	@JuwaunPrice_28
28 Jakobie Seabourn	@jakobie_5		@jakobie_5
29 Berry Buxton III	@berrybuxton_		@Berry_Buxton
30 Chase Simmons	@chase_simmons30		@Chase_simmons02
31 Tyler Chandler	@tylerdb21		@Tylerdb37
31 Yosuke Sugano	@suganoyosuke		@gasunogaaasuuu
32 Nick Armentano	@nickarmentano		@NicholasArmen10
32 Greg Delaine	@gdelaine_		@delaine_gregory
33 Ryan Dolan	@ryando1an		@Ryan_Dolan44
34 JJ Branham	@iam.branham		@JJBRANHAM06
35 Kyle Acker	@kacker22		@Kacker221
36 Max Von Marburg	@max_von_marburg		@MaximilianvonM1
37 Cam Reirden	@camreirden		@CamReirden17
38 Josiah Jeffery	@getlive8_		@JosiahJeffery8
38 Max Runyon	@max.runyon		@max_runyon
39 Clay Masters	@claymasters9	@claymasters	@claymasters9
40 Tommy Porter	@tommyporter		@Tommyporter21
41 Jack Stonehouse	@jack_stonehouse		@_JackStonehouse
42 Austin Roon	@austinroon	@austinroon	@RoonAustin
43 Mike Midkiff	@michael.midkiff43	@michaelmidkiff43	@MidkiffMichael1

SOCIAL MEDIA ROSTER ROSTER

No.Name	Instagram	Tiktok	Twitter
45 Kadin Bailey	@kabailey_45		@KadinBailey45
46 Tom Callahan	@tomcallahan57		@TomCallahan57
47 Carter Clark	@carterclark3		@Carter_Clark3
48 Jack Oberhofer	@jackoberhofer		@JackOberhofer
49 Josh Kubala	@jkub.03		@joshkuba
50 J'Onre Reed	@gogetta.reed		
52 Braylen Ingraham	@brayingraham	@Bingraham5	@brayhivee
53 Ted Olsen	@tedolsen70		@tedolsen70
55 Josh Ilaoa	@_sauceyj_	@honchojosh55	@honchojosh
56 Patrick Alberga	@patrick45321		
57 Trevion Mack	@612.tremack_75	@d3.tre_mack	@TrevionMack30
58 Denis Jaquez Jr.	@jaquez_denis	@jaquez_denis	@jaquez_denis
59 Marcale Billue	@marcalebillue		
61 Ethan Stangle	@ethanstangle15	@ethanstangle15	@StangleEthan
63 Chris Bleich	@cbleich67	@chrisbleach1	@Bleich67
69 Jayden Bass	@cbg_jayden		@jayden_bass
70 Enrique Cruz Jr.	@kicocruz1	@kicoocruz1	@Enriquecruzz1
71 Lysander Moeolo	@lysander_moeolo		@LMoeolo
72 Mark Petry	@_petry72_		@mark_p42
73 Wes Hoeh	@whoeh212		@HoehWes
74 Jakob Bradford	@jakobbradfordd		@jakobbradford74
75 Austyn Kauhi	@avstyyn		@avstyyn
76 Kalan Ellis	@biggie_ellis		@ellis_95
77 Joe More	@_nolove77		@Joe78More
78 Joe Cruz	@joe_m_cruz		@joe_m_cruz17
79 David Wohlabough Jr.	@david_wohlabough		@WohlaboughDavid
80 Isaiah Jones	@zayjones03		@IsaiahJones84
81 Maximilian Mang	@mang_maximilian	@maximilianmang	@mang_maximilian
82 Darrell Gill Jr.	@1ne.5ive.dj		@Darrell_Gill_jr
83 Bryce Cohoon	@bryce.cphoon	@bryce_cphoon	@Brye_Cphoon9
84 Nate Wellington	@natewelli		@JNatewelli
85 D'Marcus Adams	@zoom.1k		@D3era
86 David Clement	@david.clement1		@DavidClems88
87 Donovan Brown	@heydonoo	@kxngdono	@kxngdono
88 Steven Mahar Jr.	@stevenmaharr		
89 Dan Villari	@danvillari_		@Dan2Villari
90 Terry Lockett	@terrylockett_90	@terrylockett6	@terrylockett7
91 Jalil Smith	@iamfutureja_		@iamfutureja_
92 Rashard Perry	@_elperr0_		@Elshard_o
93 Ty Gordon	@tygordon932		@TyGordon2723
94 Kevin Jobity Jr.	@big.kev44	@kevin_jobity	@JobityKevin
95 Ian Hawkins	@ian_hawkins5		@IanHawk83142864
95 Francois Nolton Jr.	@swachi_nhnf	@swachiboyyy	@99_nolton
96 Elijah Wright	@elijahwright		@_ElijahWright_
97 Belizarr Bassett II	@_belizairebassettell		@Belizaire_B54
98 Jadyn Oh	@jadyn.oh		@jadyn.oh
99 Elijah Fuentes-Cundiff	@e_fuen99		@ElijahFuentes19

INDIVIDUAL NOTES • OFFENSE



#6 • QB • GARRETT SHRADER • 6-4 • 225 • SR

- One of two active FBS quarterbacks with over 6,000 passing and 2,000 rushing yards in their career. One-of-seven with over 5,000/1,500 currently.
- Tied for 8th in ACC history with 29 rushing touchdowns by a QB. Including his time at Mississippi State, he has 35 career rushing touchdowns, which leads active FBS quarterbacks.
- Ranked fourth in the ACC in passing efficiency (146.8) and second in completion percentage (.646) in 2022.
- Set a program record for rushing touchdowns by a QB with four at Purdue.
- Has his pilot's license.



#1 • RB • LEQUINT ALLEN JR • 6-0 • 195 • SO

- Has run for over 100 yards in two of the Orange's first four games and has six rushing TDs.
- Caught 11 passes - the most by an SU player since 2020 - and had over 150 yards of total offense in his first collegiate start at the 2022 Pinstripe Bowl. Broke Marvin Harrison's Syracuse bowl record (7) for receptions in a bowl game.
- Became the first Syracuse player since 1989 (Rob Carpenter) to run, throw and catch a touchdown in the same season when he did so last year.
- Gatorade Player of the Year in New Jersey as a senior in 2021.



#19 • TE • ORONDE GADSDEN II • 6-5 • 223 • JR

- Will miss the remainder of the 2023 season after suffering a Lisfranc injury in the Orange's week two victory over Western Michigan.
- Led all tight ends nationally with 969 receiving yards in 2022. He set the program records for yards by a TE and sophomore, and receptions by a TE (61).
- Tied for sixth in the ACC in receiving TDs (6) and tied for third in 100-yard receiving games (4) in 2022.
- Father, Oronde Gadsden Sr., was a WR for the Dolphins.
- Three-time state champion in HS at American Heritage, practiced against DB teammates Patrick Surtain II (Broncos) and Tyson Campbell (Jaguars).



#2 • WR • TREBOR PENA • 6-0 • 190 • JR

- Enters the season ranked fifth among active FBS players in career kick return average (27.0). Returned to the Orange lineup vs. Army.
- Led the ACC in kick returns (27.2 yards per return) and third in punt returns (8.2 yards per return) in 2022.
- Has 15 of his 25 collegiate receptions in the last seven games of 2022.
- Paul Hornung Award Watch List going into 2023.



#85 • WR • D'MARCUS ADAMS • 6-0 • 182 • R-SR

- 6-of-8 career receptions have gone for 30-or-more yards.
- Transferred to Syracuse in 2022 after previously playing at Florida State and FAU.
- Stepped in as the team's punt returner in Pena's absence, returning 7 punts for 72 yards vs. Colgate.
- Was the fifth-fastest hurdler (110m) in the nation among high schoolers as a track athlete in 2018.



#5 • WR • DAMIEN ALFORD • 6-6 • 210 • SO

- Caught a career high nine passes for 135 yards vs. Army.
- 51 career catches for 928 yards and 5 TDs.
- Holds a team-best 13-straight games with a reception.
- His career mark of 18.2 yards per reception is the most on the team among players who have caught 10-or-more passes.



#80 • WR • ISAIAH JONES • 6-4 • 200 • R-JR

- Has appeared in 19 games at SU, but mostly on ST prior to 2022, when he started at WR before season-ending injury vs. Purdue.
- Had career highs in receptions (5) and yards (86) vs. Western Michigan.
- Transferred from El Camino Community College.



#70 • LT • ENRIQUE CRUZ • 6-6 • 311 • R-SO

- Made five starts last season and appeared in eight games.
- Has an NIL Deal with a Syracuse football tailgate and used the money to send his mother on vacation to Costa Rica.
- Rated as a top-25 offensive tackle by 247Sports Composite out of high school.



#63 • RG • CHRIS BLEICH • 6-6 • 323 • R-SR

- Has appeared in 24 games with 23 starts at Syracuse. Previously played two seasons at Florida.
- Played in nine games, starting eight at right guard for the Gators in 2019, helping UF to an 11-2 record.



#50 • C • J'ONRE REED • 6-3 • 315 • JR

- Transferred to Syracuse in the spring of 2023. July enrollee.
- NJCAA Second Team All-American in 2022, while helping lead Hutchinson to an NJCAA National Championship game appearance.
- Prefers to be called 'Big General' or Reed.



#74 • RG • JAKOB BRADFORD • 6-5 • 309 • R-JR

- Has five collegiate starts, four of which coming this season.
- Played for Iowa Central Community College prior to enrolling at Syracuse.



#72 • RT • MARK PETRY • 6-4 • 292 • R-JR


- Has started his first two collegiate games this season in place of injured David Wohlabaugh.
- One of two German-born players on the Orange roster.
- Also played handball in high school for two years.

KEY RESERVES/SPECIALISTS



#28 • RB • JUWAUN PRICE • 5-10 • 202 • R-JR

- Has 25 carries for 89 yards on the season.
- Transferred to Syracuse from NM State in the spring of 2022.
- Ran for 692 yards on 135 carries and had 10 TDs in 2021 for the Aggies.
- Was also NM State's kick returner.



#81 • TE • MAX MANG • 6-7 • 265 • JR

- Has appeared in every game of the last two years.
- Has seven collegiate receptions for 50 yards.
- 1-of-2 German born players on the roster.



#16 • QB • CARLOS DEL RIO-WILSON • 6-2 • 222 • FR

- Transferred from Florida in the Spring of 2022.
- Has appeared in 10 games and got his first career start at Pittsburgh in 2022 for an injured Shrader.
- Was ranked the No. 16 QB in the nation coming out of high school according to 247Sports Composite.



#17 • WR • UMARI HATCHER • 6-3 • 183 • R-SO

- Appeared in eight games with three catches for 42 yards and a touchdown last season.
- Career high 105 receiving yards with a TD vs. Colgate.
- One of the top-25 HS prospects out of Virginia in 2021 class, according to 247Sports Composite.



#15 • PK • BRADY DENABURG • 6-2 • 232 • SO

- Took over placekicking duties for All-American Andre Szmyt. Was previously the team's kickoff specialist in 2022.
- Also played quarterback in high school, throwing for over 3,000 yards.
- Brother, Mason, was a first round pick by the Nationals, sister, Lexi, plays beach volleyball at UCLA, oldest sister, Karly, also played college soccer.

CAREER HIGHS • OFFENSE/SPECIALISTS

#1 LeQUINT ALLEN, RB

Rushes: 21 at Army, 2023
Rushing Yards: 112 vs. Wagner, 2022
Long Rush: 90 vs. Wagner, 2022
Rushing TDs: 3 vs. Western Michigan, 2023
Completions: 1 at Wake Forest, 2022
Passing Yards: 33 at Wake Forest, 2022
Passing TDs: 1 at Wake Forest, 2022
Receptions: 11 vs. Minnesota, 2022
Receiving Yards: 62 at Purdue, 2023
Long Reception: 41 at Wake Forest, 2022
Receiving TDs: 1 at Wake Forest, 2022
Long Kick Return: 35 at Boston College, 2022
Tackles: 1 at Pittsburgh

#2 TREBOR PENA, WR

Receptions: 4 at Clemson, 2022
Receiving Yards: 62 vs. Clemson, 2021
Long Reception: 62 vs. Clemson, 2021
Kick Returns: 5 vs. Wake Forest, 2021
Kick Return Yards: 119 at Florida State, 2021
Long Kick Return: 98 (TD) vs. NC State, 2020
Kick Return TDs: 1 vs. NC State, 2020
Punt Returns: 5 vs. Clemson, 2021
Punt Return Yards: 43 at Wake Forest, 2022
Long Punt Return: 43 at Wake Forest, 2022
Rushes: 2 vs. Minnesota, 2022
Rushing Yards: 17 at Virginia Tech, 2021
Long Rush: 17 at Virginia Tech, 2021

#5 DAMIEN ALFORD, WR

Receptions: 9 vs. Army, 2023
Receiving Yards: 135 vs. Army, 2023
Long Reception: 73 vs. UAlbany, 2021
Receiving TDs: 1, five times, last vs. Colgate, 2023

#6 GARRETT SHRADER, QB

Completions: 32 vs. Minnesota, 2022
Pass Attempts: 51 vs. Minnesota, 2022
Passing Yards: 330 vs. Minnesota, 2022
Passing TDs: 4 vs. Colgate, 2023
Long Pass: 86 (TD) vs. Western Michigan, 2023
Comp. Pct. (min. 10 att.): 100.0 (17-17) vs. Wagner, 2022
Interceptions: 2, twice, last vs. NC State, 2022
Rushes: 29 vs. Wake Forest, 2021
Rushing Yards: 195 at Purdue, 2023
Rushing TDs: 4 at Purdue, 2023
Long Rush: 55 at Florida State, 2021
Total Offense: 410 at Virginia Tech, 2021
Receptions: 1 vs. Arkansas, 2020 *
Reception Yards: 8 vs. Arkansas, 2020 *
Long Reception: 8 vs. Arkansas, 2020 *
Tackles: 1 at Louisville, 2021
* - at Mississippi State

#10 BRADEN DAVIS, QB

Rushes: 2 vs. Colgate, 2023
Rushing Yards: 5 vs. Colgate, 2023
Long Rush: 4 vs. Colgate, 2023

#11 KENDALL LONG, WR

Receptions: 2 vs. Colgate, 2023
Receiving Yards: 36 vs. Colgate, 2023
Receiving TDs: 1 vs. Colgate, 2023
Long Reception: 25 vs. Colgate, 2023

#15 BRADY DENABURG, PK

Field Goals Made: 3 vs. Army, 2023
Field Goals Attempted: 3 vs. Army, 2023
Field Goal Pct.: 1.000, three times, last vs. Army (3-3), 2023
Long Field Goal Made: 46 vs. Army, 2023
Long Field Goal Attempted: 46 vs. Army, 2023

#16 CARLOS DEL RIO-WILSON, QB

Completions: 11 vs. Notre Dame, 2022
Pass Attempts: 23 at Pittsburgh, 2022
Passing Yards: 190 vs. Notre Dame, 2022
Passing TDs: 3 vs. Colgate, 2023
Long Pass: 48 vs. Colgate, 2023
Comp. Pct. (min. 10 att.): 76.9 (10-13) vs. Colgate, 2023
Interceptions: 1, twice, last vs. Florida State, 2022
Rushes: 14 at Pittsburgh, 2022
Rushing Yards: 13 at UConn, 2022
Long Rush: 15 at Pittsburgh, 2022
Total Offense: 195 vs. Notre Dame, 2022

#17 UMARI HATCHER, WR

Receptions: 5 vs. Western Michigan, 2023
Receiving Yards: 105 vs. Colgate, 2023
Receiving TDs: 1, three times, last vs. Army, 2023
Long Reception: 48, twice, last vs. Western Michigan, 2023
Tackles: 1, twice, last at Army, 2023

#19 ORONDE GADSDEN II, TE

Receptions: 8 vs. NC State, 2022
Receiving Yards: 141 vs. NC State, 2022
Long Reception: 46 vs. Purdue, 2022
Receiving TDs: 2, twice, last vs. NC State, 2022
Tackles: 1 vs. Albany, 2021

#23 IKE DANIELS, RB

Rushes: 11 vs. Colgate, 2023
Rushing Yards: 63 vs. Colgate, 2023
Long Rush: 22 vs. Western Michigan, 2023
Receptions: 2 vs. Colgate, 2023
Receiving Yards: 15 vs. Colgate, 2023
Long Reception: 8 vs. Colgate, 2023

#24 MARIO ESCOBAR JR., RB

Rushes: 4 vs. Colgate, 2023
Rushing Yards: 30 vs. Colgate, 2023
Long Rush: 15 vs. Colgate, 2023

#28 JUWAUN PRICE, RB

Rushes: 24 vs. UMass, 2021 *
Rushing Yards: 165 vs. Dixie State, 2020 *
Rushing TDs: 4 vs. UMass, 2021 *
Long Rush: 67 vs. Dixie State, 2020 *
Receptions: 4, twice, last at Kentucky, 2021 *
Receiving Yards: 53 vs. South Carolina St., 2021 *
Long Reception: 26 vs. South Carolina St., 2021 *
Tackles: 1 vs. Colgate, 2023
* - at New Mexico State

#34 JJ BRANHAM, RB

Rushes: 3 vs. Colgate, 2023
Rushing Yards: 5 vs. Colgate, 2023
Long Rush: 4 vs. Colgate, 2023

#36 MAX VON MARBURG, P

Punts: 8 vs. Florida State, 2022
Longest Punt: 55 yards at Clemson, 2022
Punts Inside 20: 2, twice, last vs. Minnesota, 2022
Punt avg.: 43.3 yards vs. Purdue, 2022 (min 3)

#41 JACK STONEHOUSE, P

Punts: 9 at Tennessee, 2022 *
Punting Yards: 384 at Auburn, 2022 *
Long Punt: 68 at Auburn, 2022 *
Punts Inside 20: 3 at Auburn, 2022 *
Punting Avg.: 51 vs. Army, 2023
* - at Missouri

#46 TOM CALLAHAN, LS

Tackles: 2 vs. Colgate, 2020 *
Fumble Recoveries: 1, twice, last at FAU, 2021 *
* - at Fordham

#50 J'ONRE REED, OL

Fumble Recoveries: 1 vs. Colgate, 2023

#63 CHRIS BLEICH, OL

Tackles: 1 vs. Virginia, 2022

#80 ISAAH JONES, WR

Receptions: 5 vs. Western Michigan, 2023
Receiving Yards: 86 vs. Western Michigan, 2023
Receiving TDs: 2 vs. Colgate, 2023
Long Reception: 48 vs. Colgate, 2023
Tackles: 1 vs. Wake Forest, 2020
Fumble Recoveries: 1 vs. Liberty, 2020

#81 MAXIMILIAN MANG, TE

Receptions: 1, six times, last vs. Western Michigan, 2023
Receiving Yards: 12 vs. UAlbany, 2021
Long Reception: 12 vs. UAlbany, 2021

#82 DARRELL GILL JR., WR

Receptions: 4 vs. Western Michigan, 2023
Receiving Yards: 27 vs. Western Michigan, 2023
Receiving TDs: 1 vs. Colgate, 2023
Long Reception: 18 vs. Colgate, 2023

#85 D'MARCUS ADAMS, WR

Receptions: 2, twice, last vs. Notre Dame, 2022
Receiving Yards: 85 at Florida, 2021 *
Long Reception: 46 at Florida, 2021 *
Receiving TDs: 1, twice, last vs. Notre Dame, 2022
Punt Returns: 7 vs. Colgate, 2023
Punt Return Yards: 72 vs. Colgate, 2023
Long Punt Return: 39 vs. Colgate, 2023
Kick Returns: 3 at Florida, 2021 *
Kick Return Yards: 64 vs. Fordham, 2021 *
Long Kick Return: 47 vs. Fordham, 2021 *
* - at Florida Atlantic

#87 DONOVAN BROWN, WR

Receptions: 5 vs. Colgate, 2023
Receiving Yards: 89 vs. Western Michigan, 2023
Long Reception: 86 vs. Western Michigan, 2023
Receiving TDs: 1 vs. Western Michigan, 2023
Tackles: 1, twice, last vs. Minnesota, 2022

#88 STEVEN MAHAR, TE

Tackles: 1 at Louisville, 2020

#89 DAN VILLARI, WR

Receptions: 1, three times, last vs. Army, 2023
Receiving Yards: 22 at UConn, 2022
Long Reception: 22 at UConn, 2022
Completions: 1 at Maryland, 2021 *
Pass Attempts: 3 at Maryland, 2021 *
Passing Yards: 26 at Maryland, 2021 *
Long Pass: 26 at Maryland, 2021 *
Rushes: 3, twice, last vs. Northern Illinois, 2021 *
Rushing Yards: 14 at Maryland, 2021 *
Long Rush: 12 at Maryland, 2021 *
Total Offense: 40 at Maryland, 2021 *
* - at Michigan

#95 IAN HAWKINS, P

Punts: 7 at NC State, 2021
Longest Punt: 53 yards at NC State, 2021
Punt avg.: 43.0 yards vs. Pitt, 2021

INDIVIDUAL NOTES • DEFENSE



#4 • DE • CALEB OKECHUKWU • 6-4 • 276 • R-SR

- Became the first Syracuse defensive lineman to return an interception for a TD since 2015 when he did so vs. Purdue in 2022.
- Career-high two sacks in the win over Virginia in 2022.
- Has played in 41 games over the last four seasons, with 91 tackles, 15.5 TFLs and 10.5 sacks.
- Missed the entire 2019 season while recovering from illness.
- Host of 'The Mob Podcast.'



#0 • DT • KEVON DARTON • 5-11 • 271 • R-JR

- Has 35 games played, 76 tackles and two sacks in his career.
- Both of his collegiate sacks came in the first three weeks of this season.
- Coming off his most productive season ever in 2022. Played every game with 11 starts, notched 54 tackles and 4.0 tackles for loss.
- Was put on scholarship prior to fall camp in 2022 after starting his career as a walk-on.
- Appeared in all-12 games in 2021, 1-of-2 returning defensive linemen to do so.



#58 • DE • DENIS JAQUEZ JR. • 6-4 • 254 • SO

- Made a career-high three tackles in each of the last two games.
- Appeared in all six games he was healthy for as a true freshman in 2022. Missed final seven regular season games due to injury but returned for bowl.
- Made three tackles and had 0.5 sacks as a rookie in 2022.
- First collegiate start came in the season opener vs. Colgate.
- No. 12 ranked prospect in New Jersey by Rivals out of high school.



#2 • LB • MARLOWE WAX JR. • 6-1 • 230 • JR

- Has played in every game of his college career (40) since arriving on campus in the fall of 2020. Team best 30-straight starts.
- Had two forced fumbles, an interception, a sack, a pass breakup and a team-high 11 tackles in Syracuse's win over Purdue.
- Set a career high in tackles (14) at Pittsburgh in 2022.
- Led the team with 91 tackles in 2022, a mark that ranked 11th in the ACC.
- Co-host of 'The Mob Podcast.' Is on the Bednarik, Butkus and Lombardi Award watch lists to start the season.



#15 • LB • DEREK MCDONALD • 6-4 • 224 • R-SO

- Appeared in 9 games, missing 4 due to injury in 2022.
- Moved into starting lineup vs. UConn last season, following a season-ending injury to Stefon Thompson.
- Had a pick-six vs. Louisville in the 2022 season opener.
- Led his HS team (Marist) to the 2020 Georgia State Championship.



#16 • LB • LEON LOWERY JR. • 6-3 • 200 • R-JR

- Has appeared in 21 games at SU, has 44 tackles, 7.5 tackles for loss, 2.0 sacks and a PBU for the Orange.
- Played defensive end and wide receiver in high school.
- Posted a career-high 3.5 tackles for loss vs. Wagner.



#3 • DB • ISAIAH JOHNSON • 6-3 • 205 • SR

- Joined the Orange after transferring from Dartmouth prior to the 2022 season.
- Played in all 13 games and started seven in place of an injured Garrett Williams last year.
- Led the team in tackles (9) against Western Michigan.
- Is a commissioned artist with work in the Detroit Art Museum.



#8 • ROV • JUSTIN BARRON • 6-4 • 231 • JR

- Switched from wide receiver to defensive back during the 2020 season.
- Had his first career interception in win over Army.
- 11th ranked prospect in Connecticut in the Class of 2020 according to Rivals.com.



#5 • FS • ALIJAH CLARK • 6-1 • 186 • JR

- Started 12 gms and made 55 tackles, 2 PBUs and 2.5 TFLs in 2022.
- Transferred to Syracuse from Rutgers prior to the spring of 2022.
- Appeared in 7 games with 6 tackles and an interception at Rutgers as a true freshman.
- Nicknamed 'Cinco' dating back to his HS days.



#6 • FS • JASON SIMMONS JR. • 6-0 • 198 • SR


- Has appeared in 38 games, including time at NM State and has 147 tackles, 7.5 tackles for loss and three interceptions.
- Returned an interception 84 yards for a touchdown against Western Michigan.
- Father is the DBs coach for the Raiders.



#14 • DB • JEREMIAH WILSON • 5-10 • 179 • SO

- Has appeared in 16 collegiate games with 24 tackles, five pass breakups, 2.5 TFL and 1 interception.
- Had an interception returned for a touchdown in season opener vs. Colgate, both firsts in his career.
- Made a career-high 10 tackles at Purdue.

KEY RESERVES/SPECIALISTS



#94 • DE • KEVIN JOBITY JR. • 6-4 • 263 • SO

- Played in 8 games for the Orange as a true freshman in 2022.
- Recorded his first career sack at Clemson in 2022.
- Made a career-high 6 tackles in opener vs. Colgate.
- Only played one season of high school football before receiving an offer from Syracuse.



#90 • DT • TERRY LOCKETT • 6-4 • 280 • R-SO

- Missed last nine games of 2022 with a season-ending injury.
- Has 18 games played and three starts.
- Has 29 tackles and two sacks in his career.
- Came to Syracuse as the No. 3 prospect in Massachusetts in 2021.



#45 • LB • KADIN BAILEY • 6-2 • 223 • SO

- Appeared in all 13 games as a true freshman, primarily on special teams and as a reserve linebacker.
- Has 22 tackles and a sack in his career.
- Son of former NFL linebacker Boss Bailey, uncle, Champ Bailey is a hall of fame defensive back.



#12 • LB • ANWAR SPARROW • 6-1 • 225 • R-SO

- Started back-to-back games against Virginia and Wagner last season, but missed the bowl game due to injury.
- Has appeared in 16 collegiate games with 48 tackles, two pass breakups, 7.5 TFL, 3.5 sacks and three forced fumbles.
- Set a new career high in tackles (12) against Wake Forest in 2022.



#7 • LB • STEFON THOMPSON • 6-1 • 248 • R-SO

- Phil Steele Preseason All-ACC selection in 2022.
- In 27 collegiate games played, has 132 tackles, 10.0 sacks, 17.0 tackles for loss and three forced fumbles.
- Suffered a season-ending injury in the 2022 opener vs. Louisville.



#41 • P • JACK STONEHOUSE • 6-1 • 199 • R-SO

- Transferred from Mizzou in spring of 2023.
- Punted in 10 games at Mizzou, averaging 42.4 yards per punt, including a season-long 68-yarder.
- Father, John, punted at USC and for the New York Giants. Cousin, Ryan, is the punter for the Titans. Uncle was also a collegiate punter at Stanford.

CAREER HIGHS • DEFENSE/SPECIALISTS

#0 KEVON DARTON, DL

Tackles: 7, twice, last vs. Notre Dame, 2022
TFL: 1.5, three times, last vs. Western Michigan, 2023
Sacks: 1.0, twice, last at Purdue, 2023

#2 MARLOWE WAX, LB

Tackles: 13, twice, last at Wake Forest, 2022
TFL: 2.5, twice, last vs. Louisville, 2022
Sacks: 2.0 vs. NC State, 2020
Forced Fumbles: 2 at Purdue, 2023
Fumble Recoveries: 1, three times, last at Clemson, 2022
Interceptions: 1 at Purdue, 2023
Pass Breakups: 1, four times, last at Purdue, 2023
Blocked Kicks: 1 vs. Purdue, 2022

#3 ISAIAH JOHNSON, DB

Tackles: 11 at Harvard, 2020 *
TFL: 1 vs. Princeton, 2021 *
Interceptions: 1, twice, last at Pittsburgh, 2022
Pass Breakups: 1, ten times, last at Purdue, 2023
Forced Fumbles: 1 at Purdue, 2023
* - at Dartmouth

#4 CALEB OKECHUKWU, DL

Tackles: 8 at Pittsburgh, 2022
TFL: 2.0 vs. Virginia, 2022
Sacks: 2.0 vs. Virginia, 2022
Interceptions: 1 vs. Purdue, 2022
Touchdowns: 1 vs. Purdue, 2022
Forced Fumbles: 1 vs. Florida State, 2022

#5 ALIJAH CLARK, DB

Tackles: 13 at Wake Forest, 2022
TFL: 1.5 vs. Notre Dame, 2022
Interceptions: 1 vs. Michigan State, 2021 *
Pass Breakups: 1, twice, last at Wake Forest, 2022
Fumble Recoveries: 1 vs. Colgate, 2023
* - at Rutgers

#6 JASON SIMMONS, DB

Tackles: 12 vs. Fresno State, 2019 *
TFL: 3 at Central Michigan, 2019 *
Forced Fumbles: at Central Michigan, 2019 *
Fumble Recoveries: 1 at Georgia Southern, 2019 *
Interceptions: 1, three times, last vs. Western Michigan, 2023
Pass Breakups: 3, three times, last at Liberty, 2019 *
Touchdowns: 1 vs. Western Michigan, 2023
* - at New Mexico State

#7 STEFON THOMPSON, LB

Tackles: 10, vs. Pitt, 2021
TFL: 4.0 at Louisville, 2020
Sacks: 2.0 vs. UAlbany, 2021
Forced Fumbles: 2 vs. UAlbany, 2021

#8 JUSTIN BARRON, DB

Tackles: 9 at Purdue, 2023
TFL: 2.0 vs. Minnesota, 2022
Pass Breakups: 2 vs. Wake Forest, 2021
Forced Fumbles: 1, twice, last at Purdue, 2023
Interceptions: 1 vs. Army, 2023

#11 JAEDEN GOULD, DB

Tackles: 2 vs. Colgate, 2023
Interceptions: 1 vs. Army, 2023

#12 ANWAR SPARROW, LB

Tackles: 12 at Wake Forest, 2022
TFLs: 3.0 at Boston College, 2022
Sacks: 3.0 at Boston College, 2022
Pass Breakups: 2 vs. Wagner, 2022
Forced Fumbles: 1, three times, last at Purdue, 2023
Fumble Recoveries: 1 at Boston College, 2022

#14 JEREMIAH WILSON, DB

Tackles: 10 at Purdue, 2023
TFL: 1.5 vs. UConn, 2022
Pass Breakups: 2, twice, last vs. Purdue, 2023
Interceptions: 1 vs. Colgate, 2023
Touchdowns: 1 vs. Colgate, 2023

#15 DEREK MCDONALD, LB

Tackles: 9 at Pittsburgh, 2022
TFL: 1.0, three times, last at Purdue, 2023
Sacks: 1.0 twice, last vs. Western Michigan, 2023
Forced Fumbles: 1 vs. Florida State, 2022
Interceptions: 1 vs. Louisville, 2022

#16 LEON LOWERY, LB

Tackles: 7 vs. Wagner, 2022
TFL: 3.5 vs. Wagner, 2022
Sacks: 1.0 vs. Virginia, 2022
Pass Breakups: 1 at Clemson, 2022
Forced Fumbles: 1 at Purdue, 2023

#17 JALIL MARTIN, DB

Tackles: 1, twice, last vs. Western Michigan, 2023
TFL: 0.5 vs. Western Michigan, 2023

#19 CORNELL PERRY, DB

Tackles: 1, twice, last at Purdue, 2023

#20 MYLES FARMER, DL

Tackles: 14 vs. Minnesota, 2022 *
TFLs: 1 vs. Oklahoma, 2022 *
Pass Breakups: 1, five times, last vs. Wisconsin, 2022 *
Interceptions: 2 vs. Northwestern, 2020 *
Forced Fumbles: 1 vs. Illinois, 2020 *

#21 BRALYN OLIVER, DB

Tackles: 3 vs. Wagner, 2022

#22 QUAN PETERSON, DB

Tackles: 3 vs. Minnesota, 2022

#23 JAYDEN BELLAMY, DB

Tackles: 2 vs. Western Michigan, 2023

#25 KHALIB GILMORE, DB

Tackles: 5 vs. Warner, 2022 *
Sacks: 1.0 vs. Warner, 2022 *
Tackles for Loss: 1.5 vs. Warner, 2022 *
Forced Fumbles: 1, twice, last vs. Warner, 2022 *
Fumble Recoveries: 1 vs. Western Michigan, 2023
* - at West Florida

#26 AMAN GREENWOOD, DB

Tackles: 4 vs. Liberty, 2020
Pass Breakups: 1, five times, last vs. Wake Forest, 2021
TFL: 0.5 vs. Florida State, 2021

#27 MALCOLM FOLK, DB

Tackles: 3 vs. UConn, 2022
TFL: 0.5 vs. Wagner, 2022

#29 BERRY BUXTON III, DB

Tackles: 1, twice, last vs. Western Michigan, 2023

#30 CHASE SIMMONS, DL

Tackles: 4 vs. Colgate, 2023
TFL: 1.0 vs. Colgate, 2023

#31 YOSUKE SUGANO, LB

Tackles: 5 at Duquesne, 2019 *
TFL: 2.0 vs. Wagner, 2019 *
Sacks: 1.0, four times, last vs. LIU, 2021 *
Forced Fumbles: 1 at Morgan State, 2021 *
* - at Saint Francis

#32 GREGORY DELAINE JR., DB

Tackles: 2 vs. Colgate, 2023
Interceptions: 1 vs. Colgate, 2023

#33 RYAN DOLAN, LB

Tackles: 1, twice, last vs. Colgate, 2023

#39 CLAY MASTERS, DB

Tackles: 1 vs. Colgate, 2023

#42 AUSTIN ROON, LB

Tackles: 6 vs. Colgate, 2023
TFL: 1.0 vs. Colgate, 2023

#45 KADIN BAILEY, LB

Tackles: 6 vs. Minnesota, 2022
TFL: 1.0 vs. Minnesota, 2022
Sacks: 1.0 vs. Minnesota, 2022

#52 BRAYLEN INGRAHAM, DL

Tackles: 3, twice, last vs. Colgate, 2023
TFL: 0.5, twice, last vs. Army, 2023
Pass Breakups: 1 vs. Western Michigan, 2023

#58 DENIS JAQUEZ JR., DL

Tackles: 3 at Purdue, 2023
TFL: 0.5, twice, last vs. Colgate, 2023
Sacks: 1.0 vs. Army, 2023
Forced Fumbles: 1 vs. Army, 2023

#80 TERRY LOCKETT, DL

Tackles: 3, twice, last vs. Colgate, 2023
TFL: 1.0, three times, last at Army, 2023
Sacks: 1.0, twice, last at Florida State, 2021
Fumble Recoveries: 2 at Purdue, 2023
Pass Breakups: 1 at Army, 2023

#15 BRADY DENABURG, K

Tackles: 1, twice, last vs. Minnesota, 2022

#94 KEVIN JOBITY JR., DL

Tackles: 5 vs. Colgate, 2023
TFL: 1.0, four times, last vs. Minnesota, 2022
Sacks: 1.0, twice, last vs. Minnesota, 2022

#95 FRANCOIS NOLTON JR., DL


Tackles: 1, twice, last at Boston College, 2022
TFL: 0.5 vs. Wagner, 2022

#97 BELIZAIRE BASSETT II, DL

Tackles: 1, twice, vs. Minnesota, 2022

#99 ELIJAH FUENTES-CUNDIFF, DL

Tackles: 4 vs. Minnesota, 2022
Pass Breakups: 1 at Purdue, 2023

	GAME #1	
	Sept. 2, 2023 // JMA Wireless Dome	
	Attendance: 32,465	
SYRACUSE	65	
COLGATE	0	

SYRACUSE, N.Y. – The Syracuse football team started the 2023 campaign with a dominating 65-0 win over Colgate on Saturday afternoon at the JMA Wireless Dome, tallying a program record 677 total yards and most points in a game since tallying 66 in a game against Miami on Nov. 28, 1998.

Seven different Orange players scored a touchdown in the win with Isaiah Jones catching two scores from quarterback Garrett Shrader. Shrader competed 75 percent of his passes (18-for-24) for 257 yards and threw for four touchdowns, before being relieved of duty in the third quarter, in the win.

On the defensive side of the ball, Colgate crossed the 50 once, didn't reach the red zone and was limited to just 106 total yards of offense. Syracuse came away with 16 points from three Colgate turnovers in the win, including a pick-six from sophomore cornerback Jeremiah Wilson.

Score by Quarters

	1st	2nd	3rd	4th	Final
Syracuse	23	14	28	0	65
Colgate	0	0	0	0	0

Scoring Summary:

1st	7:18	SU	Allen 3 yd run (Denaburg kick)
			4-38 1:13, SU 7 - Gate 0
	5:00	SU	Alford 13 yd pass from Shrader (Denaburg kick)
			3-42 0:48, SU 14 - Gate 0
	3:41	SU	Wilson 34 yd interception (conversion failed)
			SU 20-Gate 0
	0:54	SU	Denaburg 25 yd field goal
			7-35 0:54, SU 23-Gate 0
2nd	11:36	SU	Jones 44 yd pass from Shrader (Denaburg kick)
			8-85 2:42, SU 30 - Gate 0
	7:13	SU	Gadsden 14 yd pass from Shrader (Denaburg kick)
			2-20 0:26, SU 37-Gate 0
3rd	11:55	SU	Hatcher 4 yd pass from Shrader (Denaburg kick)
			8-92 3:04, SU 44 - Gate 0
	7:48	SU	Jones 5 yd pass from Del Rio Wilson (Denaburg kick)
			7-77 2:07, SU 51 - Gate 0
	7:13	SU	Long 25 yd pass from Del Rio Wilson (Denaburg kick)
			1-25 0:08, SU 58-Gate 0
	1:34	SU	Gill 18 yd pass from Del Rio Wilson (Denaburg kick)
			10-60 3:26, SU 65-Gate 0

	SU	GATE
FIRST DOWNS	34	7
RUSHES-YARDS (NET)	52-271	38-54
PASSING YDS (NET)	406	52
Passes Comp-Att-Int	28-37-1	11-20-2
TOTAL OFFENSE PLAYS-YARDS	89-677	58-106
Fumble Returns-Yards	1-0	2-0
Punt Returns-Yards	7-72	0-0
Kickoff Returns-Yards	1-0	0-0
Interception Returns-Yards	2-66	1-16
Punts (Number-Avg)	1-49	9-428
Fumbles-Lost	4-2	4-1
Penalties-Yards	7-60	6-40
Possession Time	30:40	29:20
Third-Down Conversions	9-16	3-17
Fourth-Down Conversions	1 of 2	0 of 2
Red-Zone Scores-Chances	6-7	0-0
Sacks By: Number-Yards	3-15	1-5

RUSHING: Syracuse - Allen 16-107; Daniels 11-63; Shrader 8-40
Colgate - Henry 10-34; Gee 9-25; Brescia 8-7

PASSING: Syracuse - Shrader 18-24-257; Del Rio-Wilson 10-13-149.

Colgate - Brescia 7-14-29; Osborne 3-5-16; Stearney 1-1-7

RECEIVING: Syracuse - Hatcher 4-105; Jones 3-71
Colgate - Moore 3-19, Swanson 1-9, Hurleman 2-9

	GAME #2	
	Sept. 9, 2023 // JMA Wireless Dome	
	Attendance: 32,465	
SYRACUSE	48	
WESTERN MICHIGAN	7	

SYRACUSE, N.Y. – The Syracuse Orange moved to 2-0 on the 2023 season, handling the Western Michigan Broncos by a score of 48-7 and racking up 496 yards of offense to the Broncos' 318.

Garrett Shrader looked sharp once again, completing 19/30 passes for 286 yards and 1 TD - an 86 yarder to Donovan Brown. He also added 31 yards and a touchdown on the ground before being replaced by Carlos Del Rio-Wilson for the second half. LeQuint Allen Jr. also found the end-zone three times in another offensive outpouring from the Orange.

Western Michigan came flying out of the gate with a 75-yard rushing touchdown by Jalen Buckley on just the second play from scrimmage. The Orange defense then quickly came alive and did not surrender another point. An 84 yard pick-six by Jason Simmons Jr. capped off another stellar performance by Rocky Long's unit.

Score by Quarters

	1st	2nd	3rd	4th	Final
Syracuse	17	28	3	0	48
Western Michigan	7	0	0	0	7

Scoring Summary:


1st	14:30	WM	Buckley 75 yd run (Domschke kick)
			2-75 0:13, WM 7 - SU 0
	10:55	SU	Denaburg 36 yd field goal
			13-54 3:28, SU 3 - WM 7
	3:41	SU	Allen 1 yd run (Denaburg kick)
			5-50 1:18, SU 10- WM 7
	5:03	SU	Brown 86 yd pass from Shrader (Denaburg kick)
			1-86 0:18, SU 17-WM 7
2nd	14:52	SU	Shrader 18 yd run (Denaburg kick)
			9-65 2:53, SU 24- WM 7
	10:28	SU	Allen 1 yd run (Denaburg kick)
			5-73 2:17, SU 31-WM 7
	1:19	SU	Allen 2 yd run (Denaburg kick)
			14-99 3:38, SU 38- WM 7
	0:00	SU	Simmons 84 yd interception (Denaburg kick)
			SU 45 - WM 7
3rd	7:13	SU	Denaburg 33 yd field goal
			9-33 3:49, SU 48-WM 7

	SU	WM
FIRST DOWNS	27	15
RUSHES-YARDS (NET)	37-153	26-97
PASSING YDS (NET)	343	221
Passes Comp-Att-Int	24-39-0	28-47-1
TOTAL OFFENSE PLAYS-YARDS	76-496	73-318
Fumble Returns-Yards	0-0	0-0
Punt Returns-Yards	4-28	1-0
Kickoff Returns-Yards	2-41	0-0
Interception Returns-Yards	1-84	0-0
Punts (Number-Avg)	4-184	7-297
Fumbles-Lost	1-0	0-0
Penalties-Yards	9-72	9-99
Possession Time	29:03	30:57
Third-Down Conversions	8-15	5-17
Fourth-Down Conversions	0 of 0	1 of 5
Red-Zone Scores-Chances	6-6	0-1
Sacks By: Number-Yards	4-33	2-4

RUSHING: Syracuse - Price 16-71; Daniels 6-36; Shrader 3-31
W. Michigan - Buckley 8-87; Salaam-Abdus 5-11; Hailey 3-10
PASSING: Syracuse - Shrader 19-30-286; Del Ro-Wilson 5-9-57
W. Michigan - Salopek 15-22-110; Bourguet 10-16-64; Wolff 3-9-47

RECEIVING: Syracuse - Brown 3-89; Jones 5-86; Hatcher 5-81

W. Michigan - Womack 4-67; Hence 5-59; Dieudonne 4-34

	GAME #3	
	Sept. 16, 2023 // Ross-Ade Stadium	
	Attendance: 61,441	
PURDUE	20	
SYRACUSE	35	

SYRACUSE, N.Y. – Syracuse football picked up a 35-20 win on the road at Purdue as the Orange improved to 3-0 to start the season for a second-straight year, the first time in 60 years the Orange have started 3-0 in back-to-back years.

Garrett Shrader had a career night on the ground, running for 195 yards and four touchdowns, both career highs. He also threw for 184 yards on 14 completions at Ross-Ade Stadium.

On the defensive side of the ball, Syracuse (3-0) limited Purdue to just 80 yards on the ground while forcing seven fumbles, recovering three. Syracuse scored 14 of its 35 points directly from Purdue miscues. Marlowe Wax forced two of those fumbles, including a strip sack and added an interception.

Syracuse piled up 455 yards of total offense, including 271 yards on the ground. LeQuint Allen gathered 81 rushing yards while adding a touchdown. Damien Alford was the top receiving target in the win, reeling in four catches for 70 yards. Allen caught six balls for 62 yards to balance his evening.

Score by Quarters

	1st	2nd	3rd	4th	Final
Syracuse	7	14	0	14	35
Purdue	0	7	7	6	20

Scoring Summary:

1st	3:47	SU	Shrader 3 yd run (Denaburg kick)
			11-94 3:50, SU 7 - PU 0
2nd	13:44	SU	Shrader 35 yd run (Denaburg kick)
			6-64 1:47, SU 14 - PU 0
	11:14	PU	Burks 2 yd pass (Freehill kick)
			7-75 2:30, PU 7 - SU 14
	2:34	SU	Allen 2 yd run (Denaburg kick)
			8-81 3:16, SU 21 - PU 7
3rd	4:28	PU	Card 5 yd run (Freehill kick)
			10-66 5:02, PU 14 - SU 21
4th	14:53	SU	Shrader 1 yd run (Denaburg kick)
			10-75 4:35, SU 28 - PU 14
	8:38	PU	Tracy 1 yd run (conversion failed)
			14-75 6:15, PU 20 - SU 28
	3:19	SU	Shrader 28 yd run (Denaburg kick)
			3-39 1:37, SU 35 - PU 20


	SU	PU
FIRST DOWNS	28	29
RUSHES-YARDS (NET)	44-271	32-80
PASSING YDS (NET)	184	323
Passes Comp-Att-Int	14-28-1	32-46-1
TOTAL OFFENSE PLAYS-YARDS	72-455	78-403
Fumble Returns-Yards	3-0	0-0
Punt Returns-Yards	0-0	1-6
Kickoff Returns-Yards	3-52	0-0
Interception Returns-Yards	1-14	1-0
Punts (Number-Avg)	3-103	2-88
Fumbles-Lost	1-0	7-3
Penalties-Yards	9-105	11-127
Possession Time	29:28	30:32
Third-Down Conversions	7-12	7-14
Fourth-Down Conversions	0 of 1	1 of 4
Red-Zone Scores-Chances	3-5	3-6
Sacks By: Number-Yards	2-17	4-18

RUSHING: Syracuse - Shrader 25-195; Allen 17-80
Purdue - Tracy 10-38; Mockobee 12-31; Burks 1-10

PASSING: Syracuse - Shrader 14-28-184

Purdue - Card 32-46-323

RECEIVING: Syracuse - Alford 4-70; Allen 6-62; Brown 4-52
Purdue - Yaseen 10-114; Klare 5-65; Burks 4-51

	GAME #4 Sept. 23, 2023 // JMA Wireless Dome Attendance: 37,594	
	SYRACUSE	29
	ARMY WEST POINT	16

SYRACUSE, N.Y. – Syracuse football kept its clean start to the season alive - going perfect through its nonconference schedule behind a 29-16 win over Army West Point on Saturday. It's the first time since the Orange first joined the BIG EAST in 1991 that the team swept its non-conference slate with four wins.

Garrett Shrader continued to move up the charts in the Orange victory, rushing for the 29th touchdown of his 'Cuse career. He threw for another 216 yards and a touchdown, completing 20 of his 25 passes (80-percent). Shrader is now tied for eighth all-time on the ACC quarterback rushing touchdown list and is tied for the sixth-most by a Syracuse player.

Damien Alford had a breakout game with 135 yards on nine catches, setting his career best. Alford accounted for 27 yards after the catch as well.

On the ground, Syracuse (4-0) covered 158 yards, led by LeQuint Allen's 104, his second 100-yard game of the season. Shrader accounted for 50 yards rushing as the pair each scored rushing touchdowns.

The Mob forced another two turnovers, coming on interceptions by Justin Barron and Jaeden Gould.

Score by Quarters

	1st	2nd	3rd	4th	Final
Syracuse	7	14	0	14	35
Purdue	0	7	7	6	20

Scoring Summary:

1st	5:35	ARMY	Buchanan 1 yd run (Talley kick)
			17-75 9:25, ARM 7-SU 0
2nd	13:29	SU	Denaburg 46 yd field goal
			9-42 3:47, SU 3 - ARM 7
	0:29	ARMY	Maretski 38 yd field goal
			7-75 2:30, ARM 10 - SU 3
3rd	7:59	SU	Allen 13 yd run (Denaburg kick)
			4-66 1:44, SU 10- ARM 10
	2:01	SU	Hatcher 13 yd pass from Shrader (Conv. failed)
			10-91 3:41, SU 16-ARM 10
4th	11:36	SU	Denaburg 30 yd field goal
			9-47: 4:13, SU 19-ARM 10
	9:46	SU	Shrader 21 yd run (Denaburg kick)
			2-27, 0:31, SU 26-ARM 10
	6:05	SU	Denaburg 31 yd field goal
			6-13, 3:05, SU 29-ARM 10
	2:32	ARMY	Short 80 yd pass (Conv. failed)
			1-80 0:11, ARM 16-SU 29

	SU	ARMY
FIRST DOWNS	20	16
RUSHES-YARDS (NET)	37-158	46-125
PASSING YDS (NET)	245	145
Passes Comp-Att-Int	21-26-1	9-21-2
TOTAL OFFENSE PLAYS-YARDS	63-403	67-270
Fumble Returns-Yards	0-0	0-0
Punt Returns-Yards	3-17	1-2
Kickoff Returns-Yards	0-0	1-12
Interception Returns-Yards	2-22	1-37
Punts (Number-Avg)	3-51	5-40.6
Fumbles-Lost	0-0	1-0
Penalties-Yards	6-65	2-15
Possession Time	26:40	33:20
Third-Down Conversions	3-11	6-17
Fourth-Down Conversions	1 of 2	3 of 4
Red-Zone Scores-Chances	4-5	1-2
Sacks By: Number-Yards	4-24	2-10

RUSHING: Syracuse - Allen 20-104; Shrader 10-50
Army - Daily 20-47; Buchanan 6-22; Udoh 5-16

PASSING: Syracuse - Shrader 21-26-245
Army - Daily 9-21-145

RECEIVING: Syracuse - Alford 9-135, Hatcher 4-37
Army - Short 6-105, Ligenfelter 1-21, Alston 1-16

TEAM STATS

Team Statistics

	SU	OPP
Scoring	177	43
Points per game	44.3	10.8
Points Off Turnovers	40	7
First Downs	108	67
Rushing	42	22
Passing	53	33
Penalty	13	12
Rushing Yardage	853	356
Yards gained rushing	916	503
Yards lost rushing	63	147
Rushing attempts	170	142
Average per rush	5.0	2.5
Average per game	213.3	89.0
TDs Rushing	12	4
Passing Yardage	1178	741
Comp-Att-Int	87-130-3	80-134-6
Average per pass	9.1	5.5
Average per catch	13.5	9.3
Average per game	294.5	185.3
TDs Passing	9	2
Total offense	2031	1097
Total plays	300	276
Average per play	6.8	4.0
Average per game	507.8	274.3
Kick returns: #-Yards	6-93	1-12
Punt returns: #-Yards	14-117	3-8
Int returns: #-Yards	6-186	3-53
Kick return average	15.5	12.0
Punt return average	8.4	2.7
Int return average	31.0	17.7
Fumbles-Lost	6-2	12-4
Penalties-Yards	31-302	28-281
Average per game	75.5	70.3
Punts-Yards	11-489	23-1016
Average per punt	44.5	44.2
Net punt average	43.7	39.5
Kickoffs-Yards	32-2073	11-634
Average per kick	64.8	57.6
Net kick average	40.3	39.2
Time of possession / game	28:58	31:02
3rd-down conversion	27/53	21/65
3rd-down pct	51%	32%
4rd-down conversion	2/5	5/15

INDIVIDUAL STATS

Rushing

Player	gp	att	gain	loss	net	avg	td	lg	avg/g
Garrett Shrader	4	46	351	35	316	6.9	6	39	79.0
LeQuint Allen	4	62	320	9	311	5.0	6	35	77.8
Ike Daniels	2	17	99	0	99	5.8	0	22	49.5
Juwaun Price	4	25	95	5	90	3.6	0	22	22.5
Mario Escobar Jr.	2	4	30	0	30	7.5	0	15	15.0
Carlos Del Rio-Wilson	3	5	9	4	5	1.0	0	4	1.7
Braden Davis	1	2	5	0	5	2.5	0	4	5.0
JJ Branham	1	3	6	1	5	1.7	0	3	5.0
Luke MacPhail	2	1	1	0	1	1.0	0	1	0.5
Donovan Brown	4	1	0	3	-3	-3.0	0	0	-0.8
Team	4	4	0	6	-6	-1.5	0	0	-1.5
Total	4	170	916	63	853	5.0	12	39	213.3
Opponents	4	142	503	147	356	2.5	4	75	89.0

Passing

Player	gp	effc	comp-att-int	pct	yds	td	lg	avg/g
Garrett Shrader	4	155.0	72-108-3	66.7	972	6	86	243.0
Carlos Del Rio-Wilson	3	191.8	15-22-0	68.2	206	3	48	68.7
Total	4	161.3	87-130-3	66.9	1178	9	86	294.5
Opponents	4	102.1	80-134-6	59.7	741	2	80	185.3

Receiving

Player	gp	no.	yds	avg	td	lg	avg/g
Damien Alford	4	17	247	14.5	1	34	61.8
Donovan Brown	4	15	239	15.9	1	86	59.8
Umari Hatcher	4	13	225	17.3	2	48	56.3
LeQuint Allen	4	11	95	8.6	0	26	23.8
Isaiah Jones	3	8	157	19.6	2	44	52.3
Oronde Gadsden II	2	7	67	9.6	1	17	33.5
Darrell Gill Jr.	4	5	45	9.0	1	18	11.3
Dan Villari	4	3	22	7.3	0	11	5.5
Juwaun Price	4	2	17	8.5	0	9	4.3
Kendall Long	4	2	36	18.0	1	25	9.0
Ike Daniels	2	2	15	7.5	0	8	7.5
Maximilian Mang	4	1	7	7.0	0	7	1.8
D'Marcus Adams	4	1	6	6.0	0	6	1.5
Total	4	87	1178	13.5	9	86	294.5
Opponents	4	80	741	9.3	2	80	185.3

Punt Returns

Player	no.	yds	avg	td	lg
D'Marcus Adams	12	108	9.0	0	39
Trebor Pena	2	9	4.5	0	7
Total	14	117	8.4	0	39
Opponents	3	8	2.7	0	6

Interceptions

Player	no.	yds	avg	td	lg
Justin Barron	1	5	5.0	0	5
Marlowe Wax	1	14	14.0	0	14
Jason Simmons Jr.	1	84	84.0	1	84
Jaeden Gould	1	17	17.0	0	17
Jeremiah Wilson	1	66	66.0	1	66
Greg Delaine	1	0	0.0	0	0
Total	6	186	31.0	2	84
Opponents	3	53	17.7	0	37

Kick Returns

Player	no.	yds	avg	td	lg
D'Marcus Adams	6	93	15.5	0	23
Total	6	93	15.5	0	23
Opponents	1	12	12.0	0	12

Fumble Returns

Player	no.	yds	avg	td	lg
Terry Lockett	2	0	0.0	0	0
Leon Lowery	1	0	0.0	0	0
Alijah Clark	1	0	0.0	0	0
Total	4	0	0.0	0	0
Opponents	2	0	0.0	0	0

SYRACUSE GAME-BY-GAME

		Rushing				Receiving				Passing				Kick Returns				Punt Returns				tot		
Date	Opponent	no.	yds	td	lg	no.	yds	td	lg	cmp	att	int	yds	td	lg	no.	yds	td	lg	no.	yds	td	lg	off
09/02/2023	Colgate	52	271	1	35	28	406	7	48	28	37	1	406	7	48	1	0	0	0	7	72	0	39	677
09/09/2023	Western Mich.	37	153	4	22	24	343	1	86	24	39	0	343	1	86	2	41	0	23	4	28	0	14	496
09/16/2023	at Purdue	44	271	5	39	14	184	0	34	14	28	1	184	0	34	3	52	0	21	0	0	0	0	455
09/23/2023	Army West Point	37	158	2	26	21	245	1	31	21	26	1	245	1	31	0	0	0	0	3	17	0	8	403
Syracuse		170	853	12	39	87	1178	9	86	87	130	3	1178	9	86	6	93	0	23	14	117	0	39	2031
Opponents		142	356	4	75	80	741	2	80	80	134	6	741	2	80	1	12	0	12	3	8	0	6	1097

Syracuse Averages

Games	Avg/ rush	Avg/ catch	Pass effc	KR avg	PR avg	All purpose avg/game	Total offense avg/game
4	5.0	13.5	161.3	15.5	8.4	606.8	507.8

Date	Opponent	ua	Tackles			Sacks no-yds	Fumble		Pass Defense			blkd kick	PAT attempts			off		
			a	total	tfl-yds		ff	fr-yds	int-yds	qbh	brup		kick	rush	rcv	saf	t/o	pts
09/02/2023	Colgate	12	74	86	9.0-51	3-16	1	1-0	2-66	4	1	0	8-8	0	0	0	16	65
09/09/2023	Western Mich.	45	12	57	6.0-37	4-33	0	0-0	1-84	2	5	0	6-6	0	0	0	7	48
09/16/2023	at Purdue	46	20	66	5.0-22	2-17	6	3-0	1-14	1	6	0	5-5	0	0	0	14	35
09/23/2023	Army West Point	41	26	67	8.0-33	4-24	1	0-0	2-22	3	2	0	2-3	0	0	0	3	29
Syracuse		144	132	276	28.0-143	13-90	8	4-0	6-186	10	14	0	21-22	0	0	0	40	177
Opponents		158	172	330	24.0-59	10-38	3	2-0	3-53	3	11	0	4-5	0	0	0	7	43

Date	Opponent	Punting										Field Goals			Kickoffs			
		no.	yds	avg	long	blkd	tb	fc	50+	i20	md-att	long	blkd	no.	yds	avg	tb	ob
09/02/2023	Colgate	1	49	49.0	49	0	0	1	0	1	1-1	25	0	11	713	64.8	10	0
09/09/2023	Western Mich.	4	184	46.0	55	0	0	3	1	1	2-2	36	0	8	520	65.0	8	0
09/16/2023	at Purdue	3	103	34.3	43	0	0	1	0	0	0-1	0	0	6	390	65.0	6	0
09/23/2023	Army West Point	3	153	51.0	55	0	0	0	2	2	3-3	46	0	7	450	64.3	6	0
Syracuse		11	489	44.5	55	0	0	5	3	4	6-7	46	0	32	2073	64.8	30	0
Opponents		23	1016	44.2	56	0	0	5	6	6	1-1	38	0	11	634	57.6	3	1

OPPONENT GAME-BY-GAME

Date	Opponent	Rushing				Receiving				Passing				Kick Returns				Punt Returns				tot		
		no.	yds	td	lg	no.	yds	td	lg	cmp	att	int	yds	td	lg	no.	yds	td	lg	no.	yds	td	lg	off
09/02/2023	Colgate	38	54	0	17	11	52	0	9	11	20	2	52	0	9	0	0	0	0	0	0	0	0	106
09/09/2023	Western Mich.	26	97	1	75	28	221	0	34	28	47	1	221	0	34	0	0	0	0	1	0	0	0	318
09/16/2023	at Purdue	32	80	2	14	32	323	1	25	32	46	1	323	1	25	0	0	0	0	1	6	0	6	403
09/23/2023	Army West Point	46	125	1	15	9	145	1	80	9	21	2	145	1	80	1	12	0	12	1	2	0	2	270
Opponents		142	356	4	75	80	741	2	80	80	134	6	741	2	80	1	12	0	12	3	8	0	6	1097
Syracuse		170	853	12	39	87	1178	9	86	87	130	3	1178	9	86	6	93	0	23	14	117	0	39	2031

Opponents Averages

Games	Avg/ rush	Avg/ catch	Pass effic	KR avg	PR avg	All purpose avg/game	Total offense avg/game
4	2.5	9.3	102.1	12.0	2.7	292.5	274.3

Date	Opponent	Tackles				Sacks	Fumble		Pass Defense			blkd kick	PAT attempts			off		
		ua	a	total	tfl-yds		ff	fr-yds	int-yds	qbh	brup		kick	rush	rcv	saf	t/o	pts
09/02/2023	Colgate	31	96	127	7.0-15	1-5	3	2-0	1-16	1	2	0	0-0	0	0	0	0	0
09/09/2023	Western Mich.	40	36	76	6.0-9	2-4	0	0-0	0-0	1	2	0	1-1	0	0	0	0	7
09/16/2023	at Purdue	41	18	59	8.0-24	5-19	0	0-0	1-0	1	5	0	2-3	0	0	0	7	20
09/23/2023	Army West Point	46	22	68	3.0-11	2-10	0	0-0	1-37	0	2	0	1-1	0	0	0	0	16
Opponents		158	172	330	24.0-59	10-38	3	2-0	3-53	3	11	0	4-5	0	0	0	7	43
Syracuse		144	132	276	28.0-143	13-90	8	4-0	6-186	10	14	0	21-22	0	0	0	40	177

Date	Opponent	Punting										Field Goals			Kickoffs			
		no.	yds	avg	long	blkd	tb	fc	50+	i20	md-att	long	blkd	no.	yds	avg	tb	ob
09/02/2023	Colgate	9	428	47.6	56	0	0	1	5	1	0-0	0	0	1	57	57.0	0	0
09/09/2023	Western Mich.	7	297	42.4	51	0	0	1	1	3	0-0	0	0	2	117	58.5	0	0
09/16/2023	at Purdue	2	88	44.0	45	0	0	2	0	1	0-0	0	0	4	255	63.8	0	0
09/23/2023	Army West Point	5	203	40.6	47	0	0	1	0	1	1-1	38	0	4	205	51.3	3	1
Opponents		23	1016	44.2	56	0	0	5	6	6	1-1	38	0	11	634	57.6	3	1
Syracuse		11	489	44.5	55	0	0	5	3	4	6-7	46	0	32	2073	64.8	30	0

PASSING GAME-BY-GAME

#6 Garrett Shrader	Comp	Att	Int	Pct	Yards	TD	Long	Sacked	Effic.
Colgate	18	24	1	75.0	257	4	44	1-5	211.6
Western Mich.	19	30	0	63.3	286	1	86	0-0	154.4
Purdue	14	28	1	50.0	184	0	34	5-19	98.1
Army West Point	21	26	1	80.8	245	1	31	2-10	164.9
Totals	72	108	3	66.7	972	6	86	8-34	155.0

#16 Carlos Del Rio-Wilson	Comp	Att	Int	Pct	Yards	TD	Long	Sacked	Effic.
Colgate	10	13	0	76.9	149	3	48	0-0	249.4
Western Mich.	5	9	0	55.6	57	0	20	2-4	108.8
Totals	15	22	0	68.2	206	3	48	2-4	191.8

RUSHING GAME-BY-GAME

Player	No-Yds/TD	Colg	WMU	Purdue	ARM
LeQuint Allen	62-311/6	16-107/1	8-20/3	17-80/1	21-104/1
Garrett Shrader	46-316/6	8-40/0	3-31/1	25-195/4	10-50/1
Juwaun Price	25-90/0	6-18/0	16-68/0	-	3-4/0
Ike Daniels	17-99/0	11-63/0	6-36/0	DNP	DNP
Carlos Del Rio-Wilson	5-5/0	1-2/0	3--1/0	DNP	1-4/0
Mario Escobar Jr.	4-30/0	4-30/0	-	DNP	DNP
JJ Branham	3-5/0	3-5/0	DNP	DNP	DNP
Braden Davis	2-5/0	2-5/0	DNP	DNP	DNP
Luke MacPhail	1-1/0	1-1/0	-	DNP	DNP
Donovan Brown	1--3/0	-	-	1--3/0	-

RECEIVING GAME-BY-GAME

Receiving

Player	No-Yds/TD	Colg	WMU	Purdue	ARM
Damien Alford	17-247/1	3-27/1	1-15/0	4-70/0	9-135/0
Donovan Brown	15-239/1	5-65/0	3-89/1	4-52/0	3-33/0
Umari Hatcher	13-225/2	4-105/1	5-83/0	-	4-37/1
LeQuint Allen	11-95/0	-	2-10/0	6-62/0	3-23/0
Isaiah Jones	8-157/2	3-71/2	5-86/0	-	DNP
Oronde Gadsden II	7-67/1	6-57/1	1-10/0	DNP	DNP
Darrell Gill Jr.	5-45/1	1-18/1	4-27/0	-	-
Dan Villari	3-22/0	1-3/0	1-8/0	-	1-11/0
Kendall Long	2-36/1	2-36/1	-	-	-
Juwaun Price	2-17/0	1-9/0	1-8/0	-	-
Ike Daniels	2-15/0	2-15/0	-	DNP	DNP
Maximilian Mang	1-7/0	-	1-7/0	-	-
D'Marcus Adams	1-6/0	-	-	-	1-6/0

RETURNS GAME-BY-GAME

Punt Returns

Player	No-Yds	Colg	WMU	Purdue	ARM
D'Marcus Adams	12-108	7-72	4-28	-	1-8
Trebor Pena	2-9	DNP	DNP	DNP	2-9

Kick Returns

Player	No-Yds	Colg	WMU	Purdue	ARM
D'Marcus Adams	6-93	1-0	2-41	3-52	-

Interceptions Returns

Player	No-Yds	Colg	WMU	Purdue	ARM
Jason Simmons Jr.	1-84	-	1-84	-	-
Jeremiah Wilson	1-66	1-66	-	-	-
Jaeden Gould	1-17	-	-	-	1-17
Marlowe Wax	1-14	-	-	1-14	-
Justin Barron	1-5	-	-	-	1-5
Greg Delaine	1-0	1-0	-	-	-

Fumble Returns

Player	No-Yds	Colg	WMU	Purdue	ARM
Terry Lockett	2-0	-	-	2-0	-
Alijah Clark	1-0	1-0	-	-	-
Leon Lowery	1-0	-	-	1-0	-

TACKLES GAME-BY-GAME

Player	S-A	Total	Colg	WMU	Purdue	ARM
Marlowe Wax	20-11	31	1-5	6-1	8-3	5-2
Alijah Clark	13-12	25	2-5	2-2	3-3	6-2
Justin Barron	15-8	23	1-2	3-0	6-3	5-3
Isaiah Johnson	14-5	19	3-2	3-1	4-1	4-1
Derek McDonald	7-11	18	0-7	2-0	4-3	1-1
Jeremiah Wilson	12-1	13	-	2-0	9-1	1-0
Stefon Thompson	6-7	13	0-4	2-1	3-1	1-1
Leon Lowery	7-5	12	0-2	1-0	4-1	2-2
Austin Roon	2-9	11	0-7	1-1	-	1-1
Jason Simmons Jr.	6-4	10	1-1	3-0	0-1	2-2
Kevin Jobity Jr.	1-8	9	0-6	1-0	-	0-2
Kevon Darton	5-3	8	0-1	1-1	1-0	3-1
Denis Jaquez Jr.	4-4	8	0-2	-	2-1	2-1
Terry Lockett	4-4	8	0-3	3-0	-	1-1
Myles Farmer	5-2	7	0-1	5-1	-	-
Caleb Okechukwu	2-5	7	0-3	1-0	-	1-2
Kadin Bailey	2-5	7	1-4	1-1	-	-
Anwar Sparrow	6-0	6	1-0	1-0	1-0	3-0
Braylen Ingraham	0-6	6	0-3	-	0-1	0-2
Aman Greenwood	4-1	5	1-1	2-0	DNP	1-0
Chase Simmons	0-5	5	0-4	-	-	0-1
Jaeden Gould	1-3	4	0-2	1-0	-	0-1
Greg Delaine	1-3	4	0-2	1-1	-	-
Jayden Bellamy	2-0	2	-	2-0	-	-
Umari Hatcher	1-1	2	0-1	-	-	1-0
Cornell Perry	1-1	2	0-1	-	1-0	-
Berry Buxton III	1-1	2	0-1	1-0	DNP	-
Jalil Martin	0-2	2	0-1	0-1	-	DNP
Elijah Fuentes-Cundiff	0-2	2	0-1	-	0-1	-
Khalib Gilmore	1-0	1	-	-	-	1-0
Clay Masters	1-0	1	1-0	DNP	DNP	DNP
Quan Peterson	0-1	1	-	0-1	DNP	DNP
Juwaun Price	0-1	1	0-1	-	-	-
Ryan Dolan	0-1	1	0-1	-	-	-

TACKLES FOR LOSS GAME-BY-GAME

Player	UA-A	Total	Colg	WMU	Purdue	ARM
Marlowe Wax	3-0	3.0	1.0-9	-	1.0-8	1.0-1
Kevon Darton	2-1	2.5	-	1.5-7	1.0-9	-
Justin Barron	2-1	2.5	0.5-1	-	1.0-1	1.0-5
Derek McDonald	2-1	2.5	0.5-1	1.0-9	1.0-3	-
Anwar Sparrow	2-0	2.0	-	1.0-5	-	1.0-10
Alijah Clark	1-1	1.5	-	0.5-2	-	1.0-1
Stefon Thompson	1-1	1.5	0.5-2	1.0-13	-	-
Denis Jaquez Jr.	1-1	1.5	0.5-1	-	-	1.0-6
Kevin Jobity Jr.	0-3	1.5	1.0-3	-	-	0.5-2
Isaiah Johnson	1-0	1.0	1.0-24	-	-	-
Jeremiah Wilson	1-0	1.0	-	-	1.0-1	-
Terry Lockett	1-0	1.0	-	-	-	1.0-2
Caleb Okechukwu	0-2	1.0	0.5-3	-	-	0.5-2
Leon Lowery	0-2	1.0	0.5-1	-	-	0.5-2
Myles Farmer	0-2	1.0	0.5-0	0.5-1	-	-
Chase Simmons	0-2	1.0	1.0-2	-	-	-
Braylen Ingraham	0-2	1.0	0.5-1	-	-	0.5-2
Jalil Martin	0-1	0.5	-	0.5-0	-	DNP
Ryan Dolan	0-1	0.5	0.5-2	-	-	-
Austin Roon	0-1	0.5	0.5-1	-	-	-

SACKS GAME-BY-GAME

Player	UA-A	Total	Colg	WMU	Purdue	ARM
Kevon Darton	2-0	2	-	1-6	1-9	-
Marlowe Wax	2-0	2	1-9	-	1-8	-
Anwar Sparrow	2-0	2	-	1-5	-	1-10
Stefon Thompson	1-1	1.5	0.5-2	1-13	-	-
Derek McDonald	1-1	1.5	0.5-1	1-9	-	-
Denis Jaquez Jr.	1-1	1.5	0.5-1	-	-	1-6
Caleb Okechukwu	0-2	1	0.5-3	-	-	0.5-2
Leon Lowery	0-1	0.5	-	-	-	0.5-2
Braylen Ingraham	0-1	0.5	-	-	-	0.5-2
Kevin Jobity Jr.	0-1	0.5	-	-	-	0.5-2

KICKING GAME-BY-GAME

Opponent	Brady Denaburg FG-FGA/Yds (Miss)	PATs
Colgate	1-1/25	8-8
Western Michigan	2-2/36, 33	6-6
Purdue	0-1/(44)	5-5
Army	3-3/46, 30, 31	2-3
Clemson		
North Carolina		
Florida State		
Virginia Tech		
Boston College		
Pittsburgh		
Georgia Tech		
Wake Forest		

PUNTING GAME-BY-GAME

Opponent	Jack Stonehouse No. - Yds - Avg. - I20
Colgate	1 - 49 - 49.0 - 1
Western Michigan	4 - 184 - 46.0 - 1
Purdue	3 - 103 - 34.3 - 0
Army	3-153-55.0-2
Clemson	
North Carolina	
Florida State	
Virginia Tech	
Boston College	
Pittsburgh	
Georgia Tech	
Wake Forest	

2023 STARTING LINEUPS

OFFENSE

Opponent	QB	RB	TE/WR	TE/WR	WR	WR	LT	LG	C	RG	RT
Colgate	Shrader	Allen	Gadsden	Mang	Alford	Jones	E. Cruz	Bleich	Reed	Bradford	Wohlabaugh
Western Michigan	Shrader	Allen	Gadsden	Brown	Alford	Hatcher	E. Cruz	Bleich	Reed	Bradford	Wohlabaugh
Purdue	Shrader	Allen	Brown	Alford	Jones	Hatcher	E. Cruz	Bleich	Reed	Bradford	Petry
Army	Shrader	Allen	Villari	Alford	Pena	Hatcher	E.. Cruz	Bleich	Reed	Bradford	Petry
Clemson											
North Carolina											
Florida State											
Virginia Tech											
Boston College											
Pittsburgh											
Georgia Tech											
Wake Forest											

DEFENSE

Opponent	DE	NT	DT	LB	LB	LB	CB	CB	BS	FS	ROV
Colgate	Okechukuwu	Darton	Jaquez	Lowery	Wax	McDonald	Johnson	Wilson	Clark	Simmons	Barron
Western Michigan	Okechukuwu	Darton	Jaquez	Lowery	Wax	McDonald	Johnson	Wilson	Clark	Simmons	Barron
Purdue	Okechukwu	Darton	Jaquez	Lowery	Wax	McDonald	Johnson	Wilson	Clark	Simmons	Barron
Army	Okechukwu	Darton	Lockett	Lowery	Wax	McDonald	Johnson	Wilson	Clark	Simmons	Barron
Clemson											
North Carolina											
Florida State											
Virginia Tech											
Boston College											
Pittsburgh											
Georgia Tech											
Wake Forest											

TAKEAWAYS/GIVEAWAYS

Opponent	Fum	Int	Tot	Fum	Int	Tot	Dif
Colgate	0	2	2	2	0	2	0
W. Michigan	0	1	1	0	0	0	+1
Purdue	3	1	4	0	1	1	+3
Army	0	2	2	0	1	1	+1
Clemson							
North Carolina							
Florida State							
Virginia Tech							
Boston College							
Pittsburgh							
Georgia Tech							
Wake Forest							
TOTALS	3	6	9	2	2	4	+5

COIN FLIPS

Opponent	Flip	Result
Colgate	Won (O)	W, 65-0
W. Michigan	Lost (O)	W, 48-7
Purdue	Won (O)	W, 35-20
Army	Won (O)	W, 29-16
Clemson		
North Carolina		
Florida State		
Virginia Tech		
Boston College		
Pittsburgh		
Georgia Tech		
Wake Forest		

Totals: 3 won, 1 lost

OPENING DRIVES

Opponent	1st Half	2nd Half
Colgate	Punt	TD
W. Michigan	FG	Punt
Purdue	Punt	INT
Army	Punt	Punt
Clemson		
North Carolina		
Florida State		
Virginia Tech		
Boston College		
Pittsburgh		
Georgia Tech		
Wake Forest		

1st Half Totals

Punts: 3
Touchdowns: 0
Turnovers: 0
Turnover on Downs: 0
Field Goals: 1

2nd Half Totals

Punts: 2
Touchdowns: 1
Turnovers: 1
Turnover on Downs: 0
Field Goals: 0

OPENING DEFENSE DRIVES

Opponent	1st Half	2nd Half
Colgate	Punt	Punt
W. Michigan	TD	Punt
Purdue	Fumble	Punt
Army	TD	Punt
Clemson		
North Carolina		
Florida State		
Virginia Tech		
Boston College		
Pittsburgh		
Georgia Tech		
Wake Forest		

1st Half Totals

Punts: 1
Touchdowns: 2
Turnovers: 1
Turnover on Downs: 0
Field Goals: 0
Missed Field Goals: 0

2nd Half Totals

Punts: 4
Touchdowns: 0
Turnovers: 0
Turnover on Downs: 0
Field Goals: 0

OFFENSIVE SCORING DRIVES

Syracuse

Game	Qtr	Pts	Plays	Yds	TOP	How
Colgate	1	7	4	38	1:13	Allen 3 run
Colgate	1	7	3	42	0:42	Alford 13 pass
Colgate	1	3	7	35	2:40	Denaburg 25 field goal
Colgate	2	7	8	85	2:42	Jones 44 pass
Colgate	2	7	2	20	0:26	Gadsden 14 pass
Colgate	3	7	8	92	3:04	Hatcher 4 pass
Colgate	3	7	7	77	2:07	Jones 5 pass
Colgate	3	7	1	25	0:08	Long 25 pass
Colgate	3	7	10	70	3:27	Gill 18 pass
W. Michigan	1	3	13	54	3:28	Denaburg 36 field goal
W. Michigan	1	7	5	50	1:18	Allen 1 run
W. Michigan	1	7	1	86	0:18	Brown 84 pass
W. Michigan	2	7	9	65	2:53	Shrader 18 run
W. Michigan	2	7	5	73	2:17	Allen 1 run
W. Michigan	2	7	14	99	3:38	Allen 2 run
W. Michigan	3	3	9	33	3:49	Denaburg 33 field goal
Purdue	1	7	11	94	3:50	Shrader 3 run
Purdue	2	7	6	64	1:47	Shrader 35 run
Purdue	2	7	8	81	3:16	Allen 2 run
Purdue	4	7	10	75	4:35	Shrader 1 run
Purdue	4	7	3	39	1:37	Shrader 28 run
Army	2	3	9	42	3:47	Denaburg 46 field goal
Army	3	7	4	66	1:44	Allen 13 run
Army	3	6	10	91	3:41	Hatcher 13 yd pass
Army	4	3	9	47	4:13	Denaburg 30 field goal
Army	4	7	2	27	0:31	Shrader 21 run
Army	4	3	6	13	3:05	Denaburg 31 field goal

Opponents

Game	Qtr	Pts	Plays	Yds	TOP	How
W. Michigan	1	7	2	75	0:30	Buckley 75 run
Purdue	2	7	7	75	2:30	Burks 2 pass
Purdue	3	7	10	66	5:02	Card 5 run
Purdue	4	6	14	75	6:15	Tracy 1 run
Army	1	7	17	75	9:25	Buchanan 1 run
Army	2	3	19	64	9:20	Maretski 38 field goal
Army	4	6	1	80	0:11	Short 80 yd pass

Longest

By Plays: 14 vs. Western Michigan (TD)

By Yards: 99 vs. Western Michigan (TD)

By Time: 4:35 at Purdue (TD)

Shortest

By Plays: 1, twice, last vs. WMU (TD)

By Yards: 13 vs. Army (FG)

By Time: 0:08 vs. Colgate (TD)

Longest

By Plays: 19 (Army, FG)

By Yards: 80 (Army, TD)

By Time: 9:25 (Army, TD)

Shortest

By Plays: 1 (Army, TD)

By Yards: 64 (Army, FG)

By Time: 0:11 (Army, TD)

CONVERSIONS & TIME OF POSSESSION

3rd-Down Conversions

Date	Opponent	Score	Overall	1st Qtr	2nd Qtr	3rd Qtr	4th Qtr	Overtime
09/02/2023	Colgate	W 65-0	9-15 60.0	1-3 33.3	3-3 100.0	5-5 100.0	0-4 0.0	0-0 0.0
09/09/2023	Western Mich.	W 48-7	8-15 53.3	2-4 50.0	3-3 100.0	2-5 40.0	1-3 33.3	0-0 0.0
09/16/2023	at Purdue	W 35-20	7-12 58.3	1-3 33.3	2-4 50.0	4-4 100.0	0-1 0.0	0-0 0.0
09/23/2023	Army West Point	W 29-16	3-11 27.3	0-1 0.0	0-2 0.0	2-3 66.7	1-5 20.0	0-0 0.0
Syracuse			27-53 50.9	4-11 36.4	8-12 66.7	13-17 76.5	2-13 15.4	0-0 0.0
Opponents			21-65 32.3	5-17 29.4	7-18 38.9	3-13 23.1	6-17 35.3	0-0 0.0

4th-Down Conversions

Date	Opponent	Score	Overall	1st Qtr	2nd Qtr	3rd Qtr	4th Qtr	Overtime
09/02/2023	Colgate	W 65-0	1-2 50.0	0-0 0.0	0-0 0.0	0-0 0.0	1-2 50.0	0-0 0.0
09/09/2023	Western Mich.	W 48-7	0-0 0.0	0-0 0.0	0-0 0.0	0-0 0.0	0-0 0.0	0-0 0.0
09/16/2023	at Purdue	W 35-20	0-1 0.0	0-0 0.0	0-1 0.0	0-0 0.0	0-0 0.0	0-0 0.0
09/23/2023	Army West Point	W 29-16	1-2 50.0	0-0 0.0	0-0 0.0	0-1 0.0	1-1 100.0	0-0 0.0
Syracuse			2-5 40.0	0-0 0.0	0-1 0.0	0-1 0.0	2-3 66.7	0-0 0.0
Opponents			5-15 33.3	1-2 50.0	3-5 60.0	0-1 0.0	1-7 14.3	0-0 0.0

Time of Possession

Date	Opponent	Score	Overall	1st Qtr	2nd Qtr	3rd Qtr	4th Qtr	Overtime
09/02/2023	Colgate	W 65-0	30:40	07:01	06:43	08:47	08:09	00:00
09/09/2023	Western Mich.	W 48-7	29:03	05:11	08:48	08:39	06:25	00:00
09/16/2023	at Purdue	W 35-20	29:28	07:21	09:08	03:00	09:59	00:00
09/23/2023	Army West Point	W 29-16	26:40	01:00	05:36	08:34	11:30	00:00
Syracuse			Total 115:51	20:33	30:15	29:00	36:03	00:00
			Avg. 28:58	05:08	07:34	07:15	09:01	00:00
Opponents			Total 124:09	33:01	36:11	25:23	29:34	00:00
			Avg. 31:02	08:15	09:03	06:21	07:23	00:00

RED ZONE REPORT

Syracuse Inside Opponent Red-Zone

Date	Opponent	Score	Times	Times	Total	Rush	Pass	FGs	Failed to score inside RZ						
			In RZ	Scored	Pts				FGA	Down	Int	Fumb	Half	Game	
09/02/2023	Colgate	W 65-0	9	7	45	6	1	5	1	1	0	1	1	0	0
09/09/2023	Western Mich.	W 48-7	6	6	34	4	4	0	2	2	0	0	0	0	0
09/16/2023	at Purdue	W 35-20	5	3	21	3	3	0	0	1	0	0	0	0	1
09/23/2023	Army West Point	W 29-16	5	4	19	2	1	1	2	2	0	0	0	0	1
Totals 20 of 25 (80.0%)			25	20	119	15	9	6	5	6	0	1	1	0	2

Opponents Inside Syracuse Red-Zone

Date	Opponent	Score	Times	Times	Total	Rush	Pass	FGs	Failed to score inside RZ						
			In RZ	Scored	Pts				FGA	Down	Int	Fumb	Half	Game	
09/02/2023	Colgate	W 65-0	0	0	0	0	0	0	0	0	0	0	0	0	0
09/09/2023	Western Mich.	W 48-7	1	0	0	0	0	0	0	0	1	0	0	0	0
09/16/2023	Purdue	W 35-20	6	3	20	3	2	1	0	0	1	0	2	0	0
09/23/2023	Army West Point	W 29-16	2	1	7	1	1	0	0	0	0	1	0	0	0
Totals 4 of 9 (44.4%)			9	4	27	4	3	1	0	0	2	1	2	0	0

SUPERLATIVES

Syracuse Team Highs

RUSHES	52	Colgate (09/02/2023)
YARDS RUSHING	271	at Purdue (09/16/2023)
	271	Colgate (09/02/2023)
YARDS PER RUSH	6.2	at Purdue (09/16/2023)
TD RUSHES	5	at Purdue (09/16/2023)
PASS ATTEMPTS	39	Western Mich. (09/09/2023)
PASS COMPLETIONS	28	Colgate (09/02/2023)
YARDS PASSING	406	Colgate (09/02/2023)
YARDS PER PASS	11.0	Colgate (09/02/2023)
TD PASSES	7	Colgate (09/02/2023)
TOTAL PLAYS	89	Colgate (09/02/2023)
TOTAL OFFENSE	677	Colgate (09/02/2023)
YARDS PER PLAY	7.6	Colgate (09/02/2023)
POINTS	65	Colgate (09/02/2023)
SACKS BY	4	Army West Point (09/23/2023)
	4	Western Mich. (09/09/2023)
FIRST DOWNS	34	Colgate (09/02/2023)
PENALTIES	9	at Purdue (09/16/2023)
	9	Western Mich. (09/09/2023)
PENALTY YARDS	105	at Purdue (09/16/2023)
TURNOVERS	3	Colgate (09/02/2023)
PUNTS	4	Western Mich. (09/09/2023)
PUNTING AVG	51.0	Army West Point (09/23/2023)
LONG PUNT	55	Army West Point (09/23/2023)
	55	Western Mich. (09/09/2023)
PUNTS INSIDE 20	2	Army West Point (09/23/2023)
LONG PUNT RETURN	39	Colgate (09/02/2023)

Syracuse Individual Highs

RUSHES	25	Garrett Shrader at Purdue (09/16/2023)
YARDS RUSHING	195	Garrett Shrader at Purdue (09/16/2023)
TD RUSHES	4	Garrett Shrader at Purdue (09/16/2023)
LONG RUSH	39	Garrett Shrader at Purdue (09/16/2023)
PASS ATTEMPTS	30	Garrett Shrader vs Western Mich. (09/09/2023)
PASS COMPLETIONS	21	Garrett Shrader vs Army West Point (09/23/2023)
YARDS PASSING	286	Garrett Shrader vs Western Mich. (09/09/2023)
TD PASSES	4	Garrett Shrader vs Colgate (09/02/2023)
LONG PASS	86	Garrett Shrader vs Western Mich. (09/09/2023)
RECEPTIONS	9	Damien Alford vs Army West Point (09/23/2023)
YARDS RECEIVING	135	Damien Alford vs Army West Point (09/23/2023)
TD RECEPTIONS	2	Isaiah Jones vs Colgate (09/02/2023)
LONG RECEPTION	86	Donovan Brown vs Western Mich. (09/09/2023)
PUNTS	4	Jack Stonehouse vs Western Mich. (09/09/2023)
PUNTING AVG	51.0	Jack Stonehouse vs Army West Point (09/23/2023)
LONG PUNT	55	Jack Stonehouse vs Army West Point (09/23/2023)
	55	Jack Stonehouse vs Western Mich. (09/09/2023)
PUNTS INSIDE 20	2	Jack Stonehouse vs Army West Point (09/23/2023)
LONG PUNT RETURN	39	D'Marcus Adams vs Colgate (09/02/2023)
LONG KICKOFF RETURN	23	D'Marcus Adams vs Western Mich. (09/09/2023)
TACKLES	11	Marlowe Wax at Purdue (09/16/2023)
SACKS	1	Anwar Sparrow vs Army West Point (09/23/2023)
	1	Denis Jaquez Jr. vs Army West Point (09/23/2023)
	1	Kevon Darton at Purdue (09/16/2023)
	1	Marlowe Wax at Purdue (09/16/2023)
	1	Anwar Sparrow vs Western Mich. (09/09/2023)
	1	Kevon Darton vs Western Mich. (09/09/2023)
	1	Derek McDonald vs Western Mich. (09/09/2023)
	1	Stefon Thompson vs Western Mich. (09/09/2023)
	1	Marlowe Wax vs Colgate (09/02/2023)
TACKLES FOR LOSS	1.5	Kevon Darton vs Western Mich. (09/09/2023)

Opponent Team Highs

RUSHES	46	Army West Point (09/23/2023)
YARDS RUSHING	125	Army West Point (09/23/2023)
YARDS PER RUSH	3.7	Western Mich. (09/09/2023)
TD RUSHES	2	at Purdue (09/16/2023)
PASS ATTEMPTS	47	Western Mich. (09/09/2023)
PASS COMPLETIONS	32	at Purdue (09/16/2023)
YARDS PASSING	323	at Purdue (09/16/2023)
YARDS PER PASS	7.0	at Purdue (09/16/2023)
TD PASSES	1	Army West Point (09/23/2023)
	1	at Purdue (09/16/2023)
TOTAL PLAYS	78	at Purdue (09/16/2023)
TOTAL OFFENSE	403	at Purdue (09/16/2023)
YARDS PER PLAY	5.2	at Purdue (09/16/2023)
POINTS	20	at Purdue (09/16/2023)
SACKS BY	5	at Purdue (09/16/2023)
FIRST DOWNS	29	at Purdue (09/16/2023)
PENALTIES	11	at Purdue (09/16/2023)
PENALTY YARDS	127	at Purdue (09/16/2023)
TURNOVERS	4	at Purdue (09/16/2023)
PUNTS	9	Colgate (09/02/2023)
PUNTING AVG	47.6	Colgate (09/02/2023)
LONG PUNT	56	Colgate (09/02/2023)
PUNTS INSIDE 20	3	Western Mich. (09/09/2023)
LONG PUNT RETURN	6	at Purdue (09/16/2023)

Opponent Individual Highs

RUSHES	20	Bryson Daily vs Army West Point (09/23/2023)
YARDS RUSHING	87	Jalen Buckley vs Western Mich. (09/09/2023)
TD RUSHES	1	Jakobi Buchanan vs Army West Point (09/23/2023)
	1	Hudson Card at Purdue (09/16/2023)
	1	Tyrone Tracy Jr. at Purdue (09/16/2023)
	1	Jalen Buckley vs Western Mich. (09/09/2023)
LONG RUSH	75	Jalen Buckley vs Western Mich. (09/09/2023)
PASS ATTEMPTS	46	Hudson Card at Purdue (09/16/2023)
PASS COMPLETIONS	32	Hudson Card at Purdue (09/16/2023)
YARDS PASSING	323	Hudson Card at Purdue (09/16/2023)
TD PASSES	1	Bryson Daily vs Army West Point (09/23/2023)
	1	Hudson Card at Purdue (09/16/2023)
LONG PASS	80	Bryson Daily vs Army West Point (09/23/2023)
RECEPTIONS	10	Abdur-Rahmaan Yaseen at Purdue (09/16/2023)
YARDS RECEIVING	114	Abdur-Rahmaan Yaseen at Purdue (09/16/2023)
TD RECEPTIONS	1	Noah Short vs Army West Point (09/23/2023)
	1	Deion Burks at Purdue (09/16/2023)
LONG RECEPTION	80	Noah Short vs Army West Point (09/23/2023)
FIELD GOALS	1	Quinn Maretzki vs Army West Point (09/23/2023)
LONG FIELD GOALS	38	Quinn Maretzki vs Army West Point (09/23/2023)
PUNTS	9	Shelby Pruett vs Colgate (09/02/2023)
PUNTING AVG	47.6	Shelby Pruett vs Colgate (09/02/2023)
LONG PUNT	56	Shelby Pruett vs Colgate (09/02/2023)
PUNTS INSIDE 20	1	Cooper Allan vs Army West Point (09/23/2023)
	1	Jack Ansell at Purdue (09/16/2023)
	1	Jack Salopek vs Western Mich. (09/09/2023)
	1	Carson Voss vs Western Mich. (09/09/2023)
	1	Cameron Peasley vs Western Mich. (09/09/2023)
	1	Shelby Pruett vs Colgate (09/02/2023)
LONG PUNT RETURN	6	TJ Sheffield at Purdue (09/16/2023)
LONG KICKOFF RETURN	12	Bo Nicolas-Paul vs Army West Point (09/23/2023)
TACKLES	14	Dillon Thieneman at Purdue (09/16/2023)
	14	Tyler Flick vs Colgate (09/02/2023)
SACKS	1	Jimmy Ciarlo vs Army West Point (09/23/2023)
	1	Kalib Fortner vs Army West Point (09/23/2023)
	1	Malik Langham at Purdue (09/16/2023)
	1	Nic Scourton at Purdue (09/16/2023)
	1	Kydran Jenkins at Purdue (09/16/2023)
	1	Scotty Humpich at Purdue (09/16/2023)
	1	Sulaiman Kpaka at Purdue (09/16/2023)
	1	Nate Norris vs Western Mich. (09/09/2023)
	1	Mason Nelson vs Western Mich. (09/09/2023)

THE LAST TIME

Syracuse ...

Scoring

Scored 70+ points:	70 vs. Rutgers (70-14), 1998
Scored 60-69 points:	65 vs. Colgate (65-0), 2023
Scored 50-59 points:	59 vs. Wagner (59-0), 2022
Allowed 70+ points:	76, at Pittsburgh (61-76), 2016
Allowed 60-69 points:	63, at Maryland (20-63), 2019
Allowed 50-59 points:	56, Louisville (56-34), 2019
Was held scoreless:	at Louisville (0-30), 2020
Was held scoreless through halftime:	vs. Boston College (0-6), 2021
Was held scoreless through three quarters:	at Louisville (0-27), 2020
Held opponent scoreless:	vs. Colgate (65-0), 2023
Held opponent scoreless through halftime:	vs. Colgate (65-0), 2023
Held opponent scoreless through three quarters:	vs. Colgate (65-0), 2023
Did not score a touchdown:	vs. Florida State, 2022
Did not score an offensive touchdown:	vs. Florida State, 2022
Held opponent without a touchdown:	vs. Colgate (65-0), 2023
Held opponent without an offensive touchdown:	vs. Colgate (65-0), 2023
Scored TD on first play from scrimmage:	Andrew Robinson 79 yd. pass to Taj Smith at Louisville, 2007
Allowed TD on first play from scrimmage:	DeShone Kizer 79 yd. pass to Equanimeous St. Brown, Notre Dame, 2016
Scored TD in final two minutes to win:	vs. Virginia (22-20), 2022
Allowed TD in final two minutes to lose:	at Clemson (23-27), 2018
Won by going for two points:	vs. North Carolina (49-47 3OT), 2003
Lost when opponent went for two points:	vs. NC State (31-32, OT), 1997
Tied the game in the last two minutes:	vs. Wake Forest (34-34), 2021 (TD)
Allowed opponent to tie the game in the last two minutes:	vs. Wake Forest (30-30), 2019 (FG)
Scored a two-point conversion:	vs. Purdue, 2022
Missed a two-point conversion:	vs. Wake Forest, 2021

Rushing

Had 60+ rushing attempts:	60 at Wake Forest, 2018
Had 50-59 rushing attempts:	52 vs. Colgate, 2023
Rushed for 400+ yards:	415 vs. Pittsburgh, 1994
Rushed for 300-399 yards:	388 vs. Wagner, 2022
Rushed for 200-299 yards:	271 at Purdue, 2023
Rushed for less than 100 yards:	vs. Florida State, 2022
Rushed for negative yards:	-15 vs. Cincinnati, 2007
Scored six rushing TDs:	vs. Albany, 2021
Scored seven rushing TDs:	vs. Rutgers, 2000
Scored eight rushing TDs:	vs. Rutgers, 1998
Two players rushed for 100+ yards:	Sean Tucker (232) and LeQuint Allen (112) vs. Wagner, 2022
Three players rushed for 100+ yards:	Kyle McIntosh (136), Dee Brown (117), Donovan McNabb (100) vs. Miami (Fla.), 1997
Two players had multiple rushing TDs:	Sean Tucker (4), Garrett Shrader (2) vs. Albany, 2021

Passing

Passed for 400+ yards:	406 vs. Colgate, 2023
Passed for 300-399 yards:	330 vs. Minnesota, 2022
Passed for less than 100 yards:	65 vs. Florida State, 2022
Attempted less than 10 passes:	9 vs. Buffalo, 2000

Receiving

Two players with 10 catches:	Steve Ishmael (12), Ervin Philips (12) at Florida State, 2017
Two players with 100 receiving yards:	Sean Riley (164), Nykeim Johnson (136) vs. NC State, 2018
Two players with multiple receiving TDs:	Triston Jackson (2), Aaron Hackett (2) vs. Western Michigan, 2019

Total Offense

Gained 600+ yards:	677 vs. Colgate 2023
Gained 500-599 yards:	550 at Virginia Tech, 2021
Gained 400-499 yards:	403 vs. Army, 2023
Gained 100-199 yards:	160 vs. Florida State, 2022
Gained less than 100 yards:	93 vs. Iowa, 1976
Had 100 or more total offense plays:	106 at Pittsburgh, 2016
Had 90 or more total offense plays:	93 at Boston College, 2018

Turnovers

Did not commit a turnover:	vs. Western Michigan, 2023
Neither team committed a turnover:	Syracuse at Virginia Tech, 2021
Committed four turnovers:	vs. Virginia (3 fumble/1 INT), 2022
Committed five turnovers:	vs. Rutgers (2 fumbles/3 INT), 2011
Committed six turnovers:	at Pittsburgh (4 fumbles/2 INT), 2011
Committed seven turnovers:	vs. USF (2 fumbles/5 INT), 2009
Committed eight turnovers:	vs. Wisconsin (7 fumbles/1 INT), 1972
Committed nine turnovers:	vs. West Virginia (5 fumbles/4 INT), 1973

Defense

Intercepted three passes:	vs. Georgia Tech, 2020
Intercepted four passes:	vs. Georgia Tech, 2020
Intercepted five passes:	vs. Tulane, 1999
Recovered four fumbles:	vs. West Virginia, 2005
Had 10+ tackles for loss:	14.0/51 vs. Albany, 2021
Had five or more sacks:	5.0/34 vs Boston College, 2021
Had six or more sacks:	6.0/31 vs. Liberty, 2021
Had seven or more sacks:	8.0/41 vs Albany, 2021
Had eight sacks:	8.0/41 vs Albany, 2021
Had nine sacks:	9.0/88 vs. Rutgers, 2009
Had no sacks:	at Ohio, 2021
Neither team had a sack:	vs. Central Michigan, 2017
Scored a safety:	Caleb Okechukwu, Marlowe Wax at Ohio, 2021
Scored a defensive two-point conversion:	Scoop Bradshaw vs. Wake Forest, 2017

Special Teams

Missed a PAT by kick:	Brady Denaburg vs. Army, 2023
Blocked a PAT by kick:	Caleb Okechukwu vs. Virginia, 2022
Did not punt:	vs. Wagner, 2022
Kicked a game-winning field goal with less than 1:00 left:	Andre Szmyt vs. Liberty, 2021, 35 yards with :01 left (24-21)
Kicked a game-winning field goal in OT:	Andre Szmyt vs. Wake Forest, 2019
Neither team kicked a field goal:	at Purdue, 2023

Overtime

Was involved in an overtime game:	vs. Wake Forest (L, 40-37), 2021
Won in single overtime:	vs. Wake Forest (39-30), 2019
Lost in single overtime:	vs. Wake Forest (40-37), 2021
Won in double overtime:	vs. North Carolina (40-37), 2018
Lost in double overtime:	vs. Rutgers (16-19), 2011
Won in triple overtime:	at North Carolina (49-47), 2003
Lost in triple overtime:	at Virginia (38-44), 2015

Miscellaneous

Had 30+ first downs:	34 vs. Colgate, 2023
Had less than 10 first downs:	9 vs. Florida State, 2022
Was not penalized:	at West Virginia, 1957
Had 10 or more penalties:	10 vs. Florida State, 2022
Had 120+ yards in penalties:	164 vs. Albany, 2021
Had more than 40 minutes of possession time:	40:14 vs. Rhode Island, 2015
Had 35-40 minutes of possession time:	37:19 at Boston College, 2018

An Opposing Team ...

Rushing

Had 60+ rushing attempts:	60, Clemson, 2022
Had 50-59 rushing attempts:	52, Wake Forest, 2022
Rushed for 400+ yards:	496, Boston College, 2019
Rushed for 300-399 yards:	305, Notre Dame, 2020
Rushed for 200-299 yards:	212, Wake Forest, 2022
Rushed for less than 100 yards:	80, Purdue, 2023
Rushed for zero yards:	Akron, 2009
Rushed for negative yards:	-4, Liberty, 2019
Scored six rushing TDs:	Maryland, 2019
Scored seven rushing TDs:	Louisville, 2016
Scored eight rushing TDs:	Nebraska, 1983
Two players rushed for 100+ yards:	Kyren Williams and Chris Tyree (109), Notre Dame, 2020
Two players had multiple rushing TDs:	AJ Dillon (3), David Bailey (2), Boston College, 2019

THE LAST TIME

Passing

Passed for 400+ yards:	424, Purdue, 2022
Passed for 300-399 yards:	323, Purdue, 2023
Passed for less than 100 yards:	52, Colgate, 2023
Attempted less than 10 passes:	6, Wagner, 2022

Receiving

Two players with 10+ catches:	Ben McCord (10), Devon Spalding (10), Central Michigan, 2015
Two players with 100+ receiving yards:	A.T. Perry (137), Jaquari Roberson (135), Wake Forest, 2021
Three players with 100+ receiving yards:	Tabari Hines (124), Cam Serigne (119), Scotty Washington (113), Wake Forest, 2017

Total Offense

Gained 600+ yards:	645, Duke, 2020
Gained 500-599 yards:	543, Wake Forest, 2022
Gained 400-499 yards:	403, Purdue, 2023
Gained 100-199 yards:	106, Colgate, 2023
Gained less than 100 yards:	50, Wagner, 2022

Turnovers

Did not commit a turnover:	Minnesota, 2022
Had four or more turnovers:	Purdue (3 fumbles/1 INT), 2023
Had five or more turnovers:	Georgia Tech (1 fumble/4 INT), 2020
Had six or more turnovers:	Cincinnati (2 fumbles/4 INT), 2004
Had seven or more turnovers:	Pittsburgh (3 fumbles/4 INT), 1981
Had eight or more turnovers:	Indiana (3 fumbles/5 INT), 1971
Had nine turnovers:	Lafayette (8 fumbles/1 INT), 1951

Defense

Intercepted three passes:	Clemson, 2020
Intercepted four passes:	Louisville, 2017
Intercepted five passes:	USF, 2009
Recovered four fumbles:	Pittsburgh, 2011
Recovered five fumbles:	Rutgers, 2005
Had 12+ tackles for loss:	14.0/46, NC State, 2021
Had five or more sacks:	5.0/25, Clemson, 2022
Had six or more sacks:	6.0/34, Rutgers, 2021
Had seven or more sacks:	7.0/33, Boston College, 2020
Had eight or more sacks:	9.0/60, Pittsburgh, 2019
Had nine or more sacks:	9.0/60, Pittsburgh, 2019
Had 10 or more sacks:	11.0/89, Cincinnati, 2007
Had no sacks:	NC State, 2022
Scored a safety:	Pittsburgh, 2022
Scored a defensive two-point conversion:	Virginia Tech, 2021

Special Teams

Missed a PAT by kick:	Ben Freehill, Purdue, 2023
Blocked a PAT by kick:	Chamarri Conner, Virginia Tech, 2021
Scored a two-point conversion:	Joseph Ngata, Clemson, 2022
Missed a two-point conversion:	Army, 2023
Missed multiple two-point conversions:	NC State (2), 2020
Did not punt:	West Virginia, 1993
Kicked a game-winning field goal with less than 1:00 left:	Ryan Fitzgerald, Florida State, 2021, 34 yards with :00 left (30-33)
Kicked a game-winning field goal in OT:	San San Te, Rutgers, 2011

Miscellaneous

Had 30+ first downs:	36, Wake Forest, 2022
Had less than 10 first downs:	7, Colgate, 2023
Was not penalized:	Georgia Tech, 2013
Had 10 or more penalties:	11, Purdue, 2023
Had 120+ yards in penalties:	127, Purdue, 2023
Had more than 40 minutes of possession time:	41:46, Louisville, 2020
Had 35-40 minutes of possession time:	34:53, Wake Forest, 2022

A Syracuse Player ...

Rushing

Had 30 carries:	32, Sean Tucker vs. Liberty, 2021
Rushed for 200+ yards:	232, Sean Tucker vs. Wagner, 2022
Rushed for 150-199 yards:	195, Garrett Shrader at Purdue, 2023
Rushed for 100-149 yards:	104, LeQuint Allen vs. Army, 2023
Quarterback rushed for 200+ yards:	200, Eric Dungey at Western Michigan, 2018
Quarterback rushed for 100+ yards:	195, Garrett Shrader at Purdue, 2023
Rushed for three TDs:	LeQuint Allen vs. Western Michigan, 2023
Rushed for four TDs:	Garrett Shrader at Purdue, 2023
Rushed for five TDs:	Walter Reyes vs. Notre Dame, 2003
Rushed for six TDs:	Jim Brown vs. Colgate, 1956
Had a 60 to 69-yard run:	61, Nykeim Johnson, 2020
Had a 70 to 79-yard run:	74, Eric Dungey vs. Central Michigan, 2017
Had a 80 to 89-yard run:	80, Cooper Lutz at Notre Dame, 2020
Had a 90 to 99-yard run:	90, LeQuint Allen vs. Wagner, 2022

Passing

Passed for 400+ yards:	411, Eric Dungey vs. NC State, 2018
Passed for 300-399 yards:	330, Garret Shrader vs. Minnesota, 2022
Attempted 60+ passes:	60, Zack Mahoney vs. Wake Forest, 2017
Attempted 50-59 passes:	51, Garrett Shrader vs. Minnesota, 2022
Attempted 40-49 passes:	45, Rex Culpepper vs. NC State, 2020
Completed 40+ passes:	43, Zack Mahoney at Pittsburgh, 2016
Completed 30-39 passes:	32, Garrett Shrader vs. Minnesota, 2022
Threw three or more TD passes:	4, Garret Shrader vs. Colgate, 2023
Threw four or more TD passes:	4, Garret Shrader vs. Colgate, 2023
Threw five TD passes:	5, Eric Dungey vs. Wagner, 2018
Completed a 60 to 69-yard pass:	62 (TD), Garrett Shrader to Trebor Pena vs. Clemson, 2021
Completed a 70 to 79-yard pass:	72 (TD), Garrett Shrader to Sean Tucker vs. Albany, 2021
Completed an 80 to 89-yard pass:	86 (TD), Garrett Shrader to Donovan Brown vs. Western Michigan, 2023
Completed a 90 to 100-yard pass:	94 (TD), Clayton Welch to Taj Harris vs. Pittsburgh, 2019

Receiving

Had 10+ catches:	11, LeQuint Allen, vs. Minnesota, 2022
Had 100 receiving yards:	135, Damien Alford vs. Army, 2023
Had consecutive 100-yard receiving games:	Oronde Gadsden II vs. Purdue, vs. Virginia, 2022
Had three straight 100-yard receiving games:	Steve Ishmael vs. Central Michigan, at LSU, at NC State, 2017
Had four straight 100-yard receiving games:	Steve Ishmael vs. Middle Tennessee, vs. Central Michigan, at LSU, at NC State, 2017
Had five straight 100-yard receiving games:	Steve Ishmael vs. Central Connecticut State, vs. Middle Tennessee, vs. Central Michigan, at LSU, at NC State, 2017
Had consecutive 150-yard receiving games:	Alec Lemon vs. Louisville, at Missouri, 2012
Had 200+ receiving yards:	270, Amba Etta-Tawo at Connecticut, 2016
Caught two TDs:	Isaiah Jones vs. Colgate, 2023
Caught three or more TDs:	5, Amba Etta-Tawo at Pittsburgh, 2016
Caught four or more TDs:	5, Amba Etta-Tawo at Pittsburgh, 2016
Caught five TDs:	Amba Etta-Tawo at Pittsburgh, 2016

THE LAST TIME

Defense

Had two or more interceptions:	2, Andre Cisco vs. Wagner, 2018
Returned an interception for a TD:	Jason Simmons (84 yds) vs. Western Michigan, 2023
Had two or more fumble recoveries:	2, Terry Lockett at Purdue, 2023
Returned a fumble for a TD:	Ja'Had Carter (90 yds) at Clemson, 2022
Forced two or more fumbles:	2, Marlowe Wax at Purdue, 2023
Had 15+ tackles:	15, Mikel Jones vs. Notre Dame, 2022
Had four tackles for loss:	Stefon Thompson at Louisville, 2020
Had five tackles for loss:	Christian Ferrara vs. Notre Dame, 2003
Had six tackles for loss:	Brandon Sharpe vs. Pittsburgh, 2012
Had three sacks:	Kingsley Jonathan vs. Boston College, 2021
Had four sacks:	Brandon Sharpe vs. Pittsburgh, 2012
Had more than four sacks:	4.5, Dwight Freeney vs. Virginia Tech, 2000

Special Teams

Made a 50-yard field goal:	54, Andre Szmyt vs. Notre Dame, 2022
Made four field goals:	Andre Szmyt vs. Wake Forest, 2019
Made five field goals:	Andre Szmyt vs. Virginia, 2022
Blocked a field goal:	Josh Black vs. Louisville, 2018
Recovered a blocked field goal for a TD:	Mike Holmes (57 yd. return) vs. Akron, 2010
Had a punt return TD:	Courtney Jackson (64 yds) vs. Boston College, 2021
Had a 50 to 59-yard punt return:	59 (TD) Brisly Eetime at Florida State, 2015
Had a 60 to 69-yard punt return:	64 (TD), Courtney Jackson vs. Boston College, 2021
Had a 70 to 79-yard punt return:	74, Brisly Eetime vs. Notre Dame, 2016
Had an 80 to 89-yard punt return:	85 (TD), Jamel Riddle vs. Auburn, 2002
Had a 90 to 100-yard punt return:	94 (TD), Marvin Harrison vs. Minnesota, 1995
Had a 60 to 69-yard punt:	60, James Williams vs. Rutgers, 2021
Had a 70 to 79-yard punt:	75, Riley Dixon vs. Clemson, 2013
Blocked a punt:	Drew Tuazama at Clemson, 2020
Blocked two punts:	Anthony Smith vs. Buffalo, 2004
Returned a blocked punt for a TD:	Sean Riley blocked, Trill Williams recovered (2 yd ret.) vs. Wagner, 2018
Blocked a punt and returned it for a TD:	Anthony Smith (0 yds) vs. Buffalo, 2004
Had a kickoff return TD:	Trebor Pena (98 yds) vs. NC State, 2020
Returned the opening kickoff for a TD:	Kevin Johnson (100 yds) vs. Wisconsin, 1997
Had a 50 to 59-yard kickoff return:	57, Trebor Pena vs. Virginia, 2022
Had a 60 to 69-yard kickoff return:	64, Sean Riley vs. Central Michigan, 2017
Had a 70 to 79-yard kickoff return:	76, Kyle McIntosh vs. Tennessee, 1998
Had an 80 to 89-yard kickoff return:	89 (TD), Kevin Johnson vs. Wisconsin, 1997
Had an 90 to 100-yard kickoff return:	98 (TD), Trebor Pena vs. NC State, 2020

An Opposing Player ...

Rushing

Had 30 carries:	30, Deon Jackson, Duke, 2020
Rushed for 200+ yards:	233, Javian Hawkins, Louisville, 2019
Rushed for 150-199 yards:	163, Trey Benson, Florida State, 2022
Rushed for 100-149 yards:	124, Rodney Hammond Jr., Pittsburgh
Quarterback rushed for 100+ yards:	124, Jordan Travis, Florida State, 2021
Rushed for three or more TDs:	3, Malachi Thomas, Virginia Tech, 2021
Rushed for four TDs:	Cam Akers, Florida State, 2019
Had a 60 to 69-yard run:	65, Treshaun Ward, Florida State, 2021
Had a 70 to 79-yard run:	75 (TD), Jalen Buckley, Western Michigan, 2023
Had a 80 to 89-yard run:	87 (TD), Kain Colter, Northwestern, 2013
Had a 90 to 99-yard run:	94 (TD), Chris Tyree, Notre Dame, 2020

Passing

Passed for 400+ yards:	424, Aidan O'Connell, Purdue, 2022
Passed for 300-399 yards:	323, Hudson Card, Purdue, 2023
Attempted 60+ passes:	65, Brian Brohm, Louisville, 2007
Attempted 50-59 passes:	56, Aidan O'Connell, Purdue, 2022
Attempted 40-49 passes:	46, Hudson Card, Purdue, 2023
Completed 40+ passes:	45, Brian Brohm, Louisville, 2007
Completed 30-39 passes:	32, Hudson Card, Purdue, 2023
Threw three or more TD passes:	3, Jordan Travis, Florida State, 2022
Threw four or more TD passes:	4, Sam Hartman, Wake Forest, 2022
Threw five TD passes:	Malik Cunningham, Louisville, 2019
Threw six TD passes:	Matt Barkley, USC, 2012
Completed a 60 to 69-yard pass:	69 (TD), Sam Hartman to A.T. Perry, Wake Forest, 2021
Completed a 70 to 79-yard pass:	75 (TD), Sam Hartman to Donavon Greene, Wake Forest, 2019
Completed an 80 to 89-yard pass:	80 (TD), Bryson Daily to Noah Short, Army, 2023
Completed a 90 to 100-yard pass:	90 (TD), Malik Cunningham to Tutu Atwell, Louisville, 2019

Receiving

Had 10+ catches:	10, Rahmaan-Abdur Yaseen, Purdue, 2023
Had 100-199 receiving yards:	105, Noah Short, Army, 2023
Had 200+ receiving yards:	247, Kelvin Harmon, NC State, 2018
Caught two TDs:	Daniel Jackson, Minnesota, 2022
Caught three TDs:	A.T. Perry, Wake Forest, 2022
Caught four TDs:	Ernest Wilford, Virginia Tech, 2002

Defense

Had two or more interceptions:	2, Alohi Gilman, Notre Dame, 2018
Returned an interception for a TD:	Coleman Bryson, Minnesota, 2022
Had two or more fumble recoveries:	2, Will Harris, Boston College, 2017
Returned a fumble for a TD:	Andrew Booth, Jr. (21 yds), Clemson, 2020
Forced two or more fumbles:	2, Ray Vinopal, Pittsburgh, 2014
Had 15+ tackles:	17, Hamsah Nasirildeen, Florida State, 2019
Had four or more tackles for loss:	5.5, Clelin Ferrell, Clemson, 2017
Had five or more tackles for loss:	5.5, Clelin Ferrell, Clemson, 2017
Had three sacks:	3.0, Louis Acceus, NC State, 2019
Had more than three sacks:	3.5 Clelin Ferrell, Clemson, 2017

Special Teams

Made a 50-yard field goal:	James Turner (50 yds), Louisville, 2020
Made four field goals:	Evan Staley, West Virginia, 2018
Made five field goals:	Maikon Bonani, USF, 2012
Blocked a field goal:	Matthew Thomas, Derwin James, Florida State, 2017
Blocked two field goals:	Kenny Iwebema, Iowa, 2007
Recovered a blocked field goal for a TD:	Duron Harmon (75 yd ret.) Rutgers, 2012
Had a punt return TD:	Dazz Newsome (75 yds), North Carolina, 2018
Had two punt return TDs:	DeAngelo Hall (58 yds, 60 yds), Virginia Tech, 2003
Had a 50 to 59-yard punt return:	53, Aaron Berry, Pittsburgh, 2007
Had a 60 to 69-yard punt return:	69 (TD) Tre'Davious White, LSU, 2015
Had a 70 to 79-yard punt return:	75 (TD), Dazz Newsome, North Carolina, 2018
Had an 80 to 89-yard punt return:	83 (TD), D'Ernest Johnson, USF, 2016
Had a 60 to 69-yard punt:	61, Ryan Harwell, Louisville, 2020
Had a 70 to 79-yard punt:	72, Austin Parker, Duke, 2019
Blocked a punt:	Clarence Lewis, Notre Dame, 2022
Blocked two punts:	Chase Anastasio, Notre Dame, 2005
Returned a blocked punt for a TD:	Manny Collins blocked, Corey Barnes recovered (16 yd ret.), Rutgers, 2005
Had a kickoff return TD:	Zonovan Knight (97 yds), NC State, 2021
Returned the opening kickoff for a TD:	Myles Willis (97 yds), Boston College, 2014
Had a 50 to 59-yard kickoff return:	53, Michael Walker, Boston College, 2018
Had a 60 to 69-yard kickoff return:	64, Shane Tucker, Middle Tennessee, 2017
Had a 70 to 79-yard kickoff return:	72, Quentin Redding, Minnesota, 2022
Had an 80 to 89-yard kickoff return:	89 (TD), Myles Willis, Boston College, 2016
Had an 90 to 100-yard kickoff return:	97 (TD), Zonovan Knight, NC State, 2021