

## THE MATCHUP

### 2023 NCAA CLEMSON REGIONAL

JUNE 2-5 | DOUG KINGSMORE STADIUM (6,636) | CLEMSON, S.C. | ESPN NETWORKS / ESPN+ | VOL NETWORK

TENNESSEE VOLUNTEERS (38-19, 16-14 SEC)



**Head Coach:**  
Tony Vitello  
**Career Record:**  
229-96 (6th year)  
**Record at UT:**  
Same  
**Rankings:**  
D1B: 21 | USAT: 16 | BA: 20  
NCBWA: 18 | CBN: 26 | PG: 9

CHARLOTTE 49ERS (34-26, 17-12 C-USA)



**Head Coach:**  
Robert Woodard  
**Career Record:**  
120-77 (4th year)  
**Record at CLT:**  
Same  
**Rankings:**  
D1B: -- | USAT: -- | BA: --  
NCBWA: RV | CBN: -- | PG: --

#4 CLEMSON TIGERS (43-17, 20-10 ACC)



**Head Coach:**  
Erik Bakich  
**Career Record:**  
441-331-1 (14th year)  
**Record at CU:**  
43-17 (1st year)  
**Rankings:**  
D1B: 3 | USAT: 5 | BA: 4  
NCBWA: 6 | CBN: 3 | PG: 5

LIPSCOMB BISONS (36-24, 23-7 ASUN)



**Head Coach:**  
Jeff Forehand  
**Career Record:**  
669-609-1 (23rd year)  
**Record at LU:**  
458-467 (17th year)  
**Rankings:**  
D1B: -- | USAT: -- | BA: --  
NCBWA: RV | CBN: -- | PG: --

### TENNESSEE TEAM STATS

	No.	NCAA	SEC
<b>Batting Average:</b>	.290	91	6
<b>Runs/Game:</b>	7.7	48	3
<b>Hits:</b>	541	118	6
<b>Home Runs:</b>	114	6	3
<b>Slugging Pct:</b>	.544	9	3
<b>On-Base Pct:</b>	.407	29	3
<b>Stolen Bases:</b>	55	160	7
<b>ERA:</b>	3.69	4	1
<b>WHIP:</b>	1.16	2	1
<b>K-to-BB Ratio:</b>	4.03	2	1
<b>Walks Allowed/9:</b>	2.94	4	1
<b>Fielding Pct:</b>	.974	88	11

\*Rankings as of May 29

### POSSIBLE STARTING PITCHERS (LISTED ALPHABETICALLY)

**#32 Drew Beam (RHP | So.) :**  
Stats: 7-4, 4.18 ERA, 14 GS, 66.2 IP, 20 BB, 62 K, .272 Opp AVG  
**#23 Chase Burns (RHP | So.) :**  
Stats: 4-3, 5.30 ERA, 8 GS, 56 IP, 17 BB, 92 K, .240 Opp AVG  
**#11 Chase Dollander (RHP | Jr.) :**  
Stats: 6-6, 4.28 ERA, 14 GS, 73.2 IP, 25 BB, 107 K, .232 Opp AVG  
**#19 Seth Halvorsen (RHP | R-Jr.) :**  
Stats: 2-3, 4.01 ERA, 1 GS, 42.2 IP, 13 BB, 44 K, .220 Opp AVG  
**#29 Andrew Lindsey (RHP | Jr.) :**  
Stats: 2-2, 2.54 ERA, 6 GS, 56.2 IP, 16 BB, 54 K, .211 Opp AVG  
**#48 Zander Sechrist (LHP | Jr.) :**  
Stats: 0-1, 2.08 ERA, 12 GS, 30.1 IP, 4 BB, 32 K, .239 Opp AVG

### SERIES HISTORY

**vs. Charlotte:** Vols lead, 4-2  
**Last Meeting:** 3/9/21 in Charlotte (L, 9-0)  
**vs. Clemson:** Tigers lead, 23-11  
**Last Meeting:** 4/15/97 in Clemson (L, 5-13)  
**vs. Lipscomb:** Vols lead, 13-2  
**Last Meeting:** 3/14/23 in Knoxville (W, 10-0)

## LEADING OFF

### TOURNEY TIME

Tennessee will be making its 13th overall appearance and fourth consecutive trip to the NCAA Tournament after earning the No. 2 seed in the NCAA Clemson Regional this weekend. The Vols will look to continue their recent run of postseason success after advancing to the NCAA Super Regionals in each of the last two seasons. UT is 11-6 in its three prior NCAA Tournament appearances under **Tony Vitello** (2019, 2021, 2022) and made it all the way to the College World Series in 2021.

### NCAA TOURNAMENT HISTORY

The Big Orange are 42-25 all-time in the NCAA Tournament (12 appearances), including a 27-13 record in the NCAA Regionals with five regional titles to their name, including each of the past two seasons. UT has never won an NCAA Regional outside of Knoxville and will look to buck that trend this weekend. The Vols finished as the runner-up in the 1996 NCAA Clemson Regional, falling to the Tigers in the final.

### VOLS CONFIDENT ENTERING REGIONAL PLAY

The Vols enter the NCAA Tournament playing some of their best baseball after a strong finish to the season. Tennessee won 15 of its last 19 regular-season games and went 11-4 over its final 15 conference games with four series wins in that stretch, including their first road series win of the year at No. 9/13 South Carolina to cap the regular season.

### LAST TIME OUT

Tennessee fell to Texas A&M, 3-0, in the first round of the SEC Tournament.

## BROADCAST INFO

### TELEVISION:

ESPN Networks / ESPN+

### Talent:

Tom Hart (PxP)  
Kyle Peterson (analyst)

### RADIO:

Vol Network (FM 99.1 | AM 990)  
UTSports.com // UT Athletics App  
Varsity App

### Talent:

John Wilkerson



## 2023 SCHEDULE

### RECORD

38-19

SEC	16-14
NON-CONFERENCE	22-5
HOME	33-5
AWAY	4-12
NEUTRAL	1-2
STREAK	L1

DATE	OPPONENT (TV)	TIME/RESULT
2/17	vs. Arizona <sup>1</sup> (MLBN)	L, 3-1
2/18	@ Grand Canyon <sup>1</sup> (MLBN)	L, 4-3
2/19	vs. UC San Diego <sup>1</sup>	W, 7-0
2/21	Alabama A&M	W, 10-0 (8)
2/22	Alabama A&M	W, 23-1 (7)
2/24	Dayton	W, 12-2
2/25	Dayton	W, 4-1
2/26	Dayton	W, 6-0
2/28	Charleston Southern	W, 6-1
3/1	Charleston Southern	W, 8-2
3/3	Gonzaga	W, 8-2
3/4	Gonzaga	W, 7-2
3/5	Gonzaga	W, 17-9
3/7	Boston College	L, 7-6 (10)
3/10	Morehead State	W, 23-4
3/11	Morehead State	W, 6-0
3/11	Morehead State	W, 6-3
3/14	Lipscomb	W, 10-0
3/17	@ Missouri*	L, 9-1
3/19	@ Missouri* - DH	L, 7-4 (7)
3/19	@ Missouri* - DH	L, 7-1 (7)
3/21	Western Carolina	W, 7-0
3/24	#12 Texas A&M*	W, 10-4
3/25	#12 Texas A&M* (ESPN2)	W, 8-7
3/26	#12 Texas A&M* (ESPN)	W, 9-6
3/28	UNC Asheville	W, 5-0
3/30	@ #1 LSU* (ESPNU)	L, 2-5
3/31	@ #1 LSU* (SECN)	L, 4-6
4/1	@ #1 LSU*	W, 14-7
4/6	#2 Florida* (ESPNU)	L, 6-1
4/7	#2 Florida* (SECN)	L, 9-3
4/8	#2 Florida* (ESPN2)	W, 14-2 (8)
4/11	Eastern Kentucky	W, 14-2 (7)
4/14	@ #5 Arkansas* (SECN)	L, 5-2
4/15	@ #5 Arkansas*	L, 6-3
4/16	@ #5 Arkansas*	L, 7-2
4/18	Tennessee Tech	L, 5-12
4/21	#2 Vanderbilt* (SECN)	W, 4-3 (12)
4/22	#2 Vanderbilt* (ESPN2)	W, 17-1 (7)
4/23	#2 Vanderbilt* (ESPN2)	W, 10-5
4/25	Bellarmine	W, 19-1
4/27	Miss. State* (SECN)	W, 8-7
4/28	Miss. State*	W, 12-8
4/29	Miss. State* (ESPNU)	W, 13-2 (7)
5/2	Wofford	W, 13-3 (7)
5/5	@ Georgia*	W, 12-3
5/6	@ Georgia*	L, 1-3
5/7	@ Georgia*	L, 4-9
5/9	Austin Peay	W, 9-4
5/12	#15 Kentucky*	W, 10-6
5/13	#15 Kentucky* (SECN)	W, 10-7
5/14	#15 Kentucky*	L, 0-10
5/16	Belmont	W, 9-5 (8)
5/18	@ #9 South Carolina*	W, 5-0
5/19	@ #9 South Carolina*	L, 1-6(7)
5/20	@ #9 South Carolina* (SECN)	W, 12-1 (7)
5/23	vs. Texas A&M <sup>2</sup> (SECN)	L, 0-3
6/2	vs. Charlotte <sup>3</sup> (ESPNU)	6 p.m.
6/3	#4 Clemson/Lipscomb <sup>3</sup>	TBD
6/9-12	NCAA Super Regionals <sup>4</sup>	TBA
6/16-26	College World Series <sup>5</sup>	TBA

\* Southeastern Conference game

1 - MLB Desert Invitational (Phoenix, Ariz.)

2 - Hoover Met (Hoover, Ala.)

3 - NCAA Clemson Regional (Clemson, S.C.)

4 - Campus Sites

5 - Charles Schwab Field Omaha (Omaha, Neb.)

All times Eastern & Subject to Change

[ FOLLOW THE VOLS:



@VOL\_BASEBALL



TENNESSEE BASEBALL

# MEDIA INFORMATION

## CREDENTIALS

Media credentials will be issued to members of the working media only. Children and other non-workers will be prohibited. Requests for credentials should be made by calling or emailing **Sean Barows** by noon ET on Monday of each week. All credentials not picked up at the Tennessee Media Relations office will be left at the ticket will call window at the entrance of the stadium.

## INTERVIEW POLICY

**Tennessee Head Coach Tony Vitello** and select student-athletes will be available to meet working members of the media inside the batting cages located down the right-field line following each game at Lindsey Nelson Stadium. Media members are not permitted in the locker room or clubhouse area at anytime.

Interviews with visiting team members may be done on the field, subject to the policy of the visiting team's media relations representative.

## PHOTOGRAPHERS/TV

Media credentials are required for all photographers and television media.

Photo decks are located atop the stairwells behind the first- and third-base lines. There is also a field-level photo area between the third-base dugout and the bleachers. Both still and television photographers are welcome to shoot from these locations. Television crews are welcome to film from the mezzanine level underneath the press box.

Photographers **will not** be permitted in or between the dugouts.

## PRESS BOX

The Lindsey Nelson Stadium press box is for working members of the media only. The press box includes space for working members of the press, team representatives, public address announcer and scoreboard operator. Also located on the press level are two radio booths and a television/VIP booth. Admission to the press box is by credential only.

Updated cumulative statistics, game notes and team rosters will be available in the press box at each home game. A final box score will be distributed at the completion of each game. Stat Broadcast live stats links for each game are available at **UTStats.com**.

An official scorer is assigned to all home games, and **Sean Barows** will keep media informed of all scoring decisions, notable facts and records.

## INTERNET/WIFI

High-speed wireless Internet is available throughout Lindsey Nelson Stadium. There also are a limited number of DSL connections available in the press box and phone lines for dial-up access are available as well inside each radio booth.

## MEDIA RELATIONS INFORMATION

**Overnight Mail Address**  
1551 Lake Loudoun Blvd.  
Anderson Training Center, Ground Floor  
Knoxville, TN 37996

**Sean Barows**  
Assistant Director of Media Relations

**Office Phone:** 865-974-7478

**Cell Phone:** 561-312-9432

**Email:** sbarows@tennessee.edu

## FOLLOW ONLINE

**Website**  
UTSports.com/sports/baseball  
**Twitter, Instagram & TikTok**  
@Vol\_Baseball  
**Facebook**  
Facebook.com/VolBaseball

# TENNESSEE NUMERICAL ROSTER

No.	Name	Pos.	Cl.	B/T	Ht.	Wt.	Hometown/Previous School
1	Christian Moore	INF	So.	R/R	6-1	210	Brooklyn, N.Y./Suffield Academy
2	Maui Ahuna	INF	Jr.	L/R	6-1	175	Hilo, Hawaii/Kansas
4	Jake Kendro	INF	Fr.	R/R	6-1	187	North Huntingdon, Pa./Norwin HS
5	Austen Jaslove	INF	R-So.	R/R	6-2	180	Knoxville, Tenn./Christian Academy of Knoxville
6	Kyle Booker	OF	Jr.	L/R	5-11	177	Southaven, Miss./DeSoto Central HS
7	Logan Chambers	UTL	Jr.	L/R	5-10	182	Bryant, Ark./Crowder College (MO)
8	Christian Scott	OF	*Sr.	L/L	5-10	175	Clarksville, Tenn./Rossvie HS
9	Hunter Ensley	OF	R-So.	R/R	6-1	200	Huntingdon, Tenn./Huntingdon HS
10	Griffin Merritt	OF	*Gr.	R/R	6-2	223	Cincinnati, Ohio/Cincinnati
11	Chase Dollander	RHP	Jr.	R/R	6-2	200	Evans, Ga./Georgia Southern
12	Ethan Payne	UTL	Jr.	L/R	6-4	205	Memphis, Tenn./Germantown HS
13	Reese Chapman	OF	Fr.	L/R	6-1	195	Parker, Colo./Grandview HS
14	Charlie Taylor	C	R-So.	R/R	5-11	190	Dunwoody, Ga./Wesleyan School
16	Camden Sewell	RHP	*Gr.	L/R	6-4	175	Cleveland, Tenn./Cleveland HS
17	Jared Dickey	OF/C	R-So.	L/R	6-2	204	Mount Juliet, Tenn./Friendship Christian School
18	Ryan Miller	C	R-So.	L/R	6-3	203	Dublin, Ohio/Dublin Jerome HS
19	Seth Halvorsen	RHP	R-Jr.	R/R	6-2	225	Plymouth, Minn./Missouri
20	Bryce Jenkins	RHP	Jr.	R/R	5-11	175	Knoxville, Tenn./Cleveland State CC (TN)
21	Kavares Tears	OF/1B	R-Fr.	L/L	6-0	205	Lewisburg, Tenn./Columbia Academy
23	Chase Burns	RHP	So.	R/R	6-4	195	Gallatin, Tenn./Beech Senior HS
25	Blake Burke	1B	So.	L/L	6-3	240	Brentwood, Calif./De La Salle HS
26	Wyatt Evans	LHP	So.	L/L	6-6	245	Greenville, S.C./J.L. Mann HS
28	Aaron Combs	RHP	R-So.	R/R	6-3	190	Sarasota, Fla./College of Central Florida
29	Andrew Lindsey	RHP	Jr.	R/R	6-3	216	New Johnsonville, Tenn./Charlotte
30	Cal Stark	C	Jr.	R/R	6-1	204	Knoxville, Tenn./Weatherford College (TX)
32	Drew Beam	RHP	So.	R/R	6-4	208	Murfreesboro, Tenn./Blackman HS
33	A.J. Russell	RHP	Fr.	R/R	6-6	195	Franklin, Tenn./Franklin HS
34	Hollis Fanning	RHP	Jr.	R/R	6-8	230	Tulahoma, Tenn./Tulahoma HS
35	Kirby Connell	LHP	Sr.	L/L	5-11	210	Johnson City, Tenn./Blacksburg HS (SC)
36	Andrew Behnke	LHP	Fr.	L/L	5-10	183	Nashville, Tenn./Donelson Christian Academy
40	Zach Joyce	RHP	Jr.	R/R	6-4	225	Knoxville, Tenn./Walters State CC (TN)
42	Jake Fitzgibbons	LHP	R-So.	L/L	5-11	175	Mount Juliet, Tenn./Mount Juliet HS
43	JJ Garcia	RHP	Fr.	R/R	6-6	190	Statesville, N.C./Combine Academy
44	Zane Denton	INF	Sr.	S/R	6-1	200	Brentwood, Tenn./Alabama
45	Tommy Wilcox	RHP	R-Jr.	R/R	6-4	230	Newport Beach, Calif./Corona del Mar HS
46	Dylan Dreiling	OF	Fr.	L/L	5-11	197	Hays, Kan./Hays HS
48	Zander Sechrist	LHP	Jr.	R/L	6-2	192	Buford, Ga./Flowery Branch HS

\* Using Additional Year of Eligibility from 2020 COVID-Shortened Season

## COACHING & SUPPORT STAFF

**Head Coach:** Tony Vitello (Missouri, '02)

**Record at Tennessee (Year):** 229-96 (6th season)

**Overall Record (Year):** Same

**Associate Head Coach:** Josh Elander (6th season)

**Assistant Coach:** Frank Anderson (6th season)

**Assistant Coach:** Richard Jackson (4th season, 2nd as AC)

**Student Assistant Coach:** Ricky Martinez (2nd season)

**Dir. of Sports Performance:** Quentin Eberhardt (5th season)

**Dir. of Player Development:** Luke Bonfield (4th season)

**Video Coordinator:** Sean McCann (6th season)

**Director of Operations:** Chad Zurcher (8th season)

**Athletic Trainer:** Jeff Wood (23rd season)

## PRONUNCIATION GUIDE

Maui Ahuna	(ah-WHO-nah)
Andrew Behnke	(BAIN-key)
Kirby Connell	(con-NELL)
Chase Dollander	(DOE-land-er)
Dylan Dreiling	(DRY-ling)
Zander Sechrist	(SEE-crist)
Camden Sewell	(sue-uhl)
Kavares Tears	(kuh-VAHR-es TIERS)

## QUICK FACTS

### GENERAL UNIVERSITY INFO

Location:	Knoxville, Tenn.
Founded:	1794
Enrollment:	33,805
Conference:	Southeastern (SEC)
Nickname:	Volunteers (Vols)
Colors:	Orange (PMS 151) and White
Mascot:	Smokey (a Bluetick Coonhound)
System President:	Randy Boyd
Chancellor:	Donde Plowman
Director of Athletics:	Danny White
Faculty Athletics Rep:	Dr. Matt Harris

### BASEBALL HISTORY

First Year of Baseball:	1897
All-Time Overall Record:	2,223-1,667-13
All-Time Collegiate Record:	2,217-1,664-13
All-Time SEC Record:	807-935-1
SEC Regular-Season Championships (Last):	4 (2022)
Eastern Division Championships (Last):	8 (2022)
SEC Tournament Championships (Last):	4 (2022)
SEC Tournament Appearances (Last):	19 (2023)

NCAA Tournament Appearances (Last):	12 (2022)
NCAA Super Regional Appearances (Last):	4 (2022)
CWS Appearances (Last):	5 (2021)

### TEAM INFO

2022 Record:	57-9
Home/Away/Neutral:	38-5/13-2/6-2
2022 SEC Record (Finish):	25-5 (1st East, 1st Overall)
Home/Away:	12-3/13-2
Final National Rankings:	
RPI:	1
Baseball America:	8
Collegiate Baseball Newspaper:	9
D1Baseball:	9
NCBWA:	9
Perfect Game:	9
USA Today Coaches:	9
Positional Starters Returning/Lost:	1/8
Pitchers Returning/Lost:	9/10
Letterwinners Returning/Lost:	18/19
Newcomers:	18

## NUMBERS TO KNOW

6-0

The Vols are a perfect **6-0** in their last two NCAA Regional appearances (2021 & 2022). Both of those were played in Knoxville. UT went 2-2 in its last road regional in 2019.

11

UT has won **11** NCAA Tournament games over the past four seasons (2019-2022), after winning just 13 from 2001-2018. Only two of those 11 wins have come away from home.

370

Over the last three seasons, the Vols have hit **370** home runs. In the previous decade before that (2010-2020), the UT hit just 376 homers combined.

## ROUNDING THE BASES

### TENNESSEE POSIED FOR ANOTHER DEEP TOURNAMENT RUN

- The Vols enter this weekend's NCAA Regional rested and ready to make another deep postseason run after advancing to two straight NCAA Super Regionals over the past two years.
- UT will have had nine days between games when it opens regional play against Charlotte on Friday evening, giving the team plenty of time to rest and get healthy for a postseason run.
- The Vols finished the season strong, going 15-5 over their last 20 games entering the NCAA Tournament, including an 11-4 record over their final five SEC series.
- Tennessee has won six straight NCAA Regional games, the longest streak in program history. However, in order to advance to their third consecutive Super Regional, the Big Orange will have to win a regional away from Knoxville for the first time in program history.
- In its four prior regionals away from home, the Vols are 7-8 overall with a pair of runner-up finishes, including their only prior regional at Clemson in 1996.
- UT boasts one of the nation's deepest and most talented pitching staffs, which should be a major advantage throughout the postseason. The Vols rank in the top five nationally in a handful of pitching categories this season (more on Pg. 5).

### VOLS ARE BATTLE TESTED

- Tennessee has had no shortage of games against top-end competition this season after playing seven series (21 games) against ranked foes this year.
- UT won four of those seven series, including taking two of three on the road against No. 9 South Carolina to close out the regular season.
- The Big Orange went 12-9 overall against ranked teams in the regular season, including a 9-3 mark home after their series win over No. 15 Kentucky (May 12-14). UT is 61-52 overall against ranked teams under head coach **Tony Vitello**.
- Earlier this season, the Vols completed a grueling stretch of five straight weekend series against top-15 teams with a sweep of No. 2 Vanderbilt (April 21-23).
- The Vols played four consecutive series against top-five foes and faced No. 2 Vandy, No. 5 Arkansas, No. 2 Florida, No. 1 LSU and No. 12 Texas A&M in five straight weekend series, posting an 8-7 record during that stretch.
- Since Vitello became UT's head coach in 2018, the Vols have posted 28 victories over teams ranked in the top 10 and seven wins over top-ranked teams - LSU in 2023, Ole Miss (x3) in 2022, Arkansas in 2021, Texas Tech in 2020 and Florida in 2018.
- UT has won 16 series over ranked teams since 2018, including nine since the start of last season.
- Tennessee went 16-6 against ranked foes last year with series wins over No. 22 Georgia, No. 17 Auburn, No. 24 Alabama and sweeps at No. 3 Vanderbilt and No. 1 Ole Miss, plus three ranked wins in the SEC Tournament.

### BRINGING THE BOOM

- Tennessee enters the NCAA Tournament ranked sixth nationally and third in the SEC with 114 home runs, averaging two long balls per game.
- The 2023 squad now sits second in program history for single-season home runs, passing the 107 big flies hit by the 1998 team.
- In the last three seasons, the Vols have hit 370 home runs, which is the most of any team in Division I over that span. For the previous decade before that (2010-2020), the Volunteers totaled 376 home runs.
- After hitting four homers in a midweek win vs. Austin Peat (5/9), the Vols eclipsed the 100-home run mark for the second season in a row after blasting a program-record 158 last year. UT also hit 98 long balls in 2021 after hitting more than 87 just once in program history prior to that season (107 in 1998).
- So far this season, 17 different players have gone deep for the Big Orange. Fourteen of those 17 players have hit multiple homers, led by **Griffin Merritt** (17), **Blake Burke** (15), **Christian Moore** (13), **Jared Dickey** (12) and **Zane Denton** (12), who all have double-digit bombs.
- UT has homered in 42 of its last 50 games and has gone deep multiple times on 32 occasions this season.
- For the fourth time since 2019, the Big Orange tied the program's single-season home run record, blasting seven long balls in the series opener vs. Morehead State on March 10.
- Tennessee's 158 home runs in 2022 shattered the previous program record of 107 while ranking fourth in NCAA Division I history, including the most by any team in the BBCOR bat era (since 2011).

### OFFENSIVE FIREWORKS

- Tennessee made major improvements at the plate down the stretch, batting .307 as a team with 89 extra-base hits and 45 home runs over its last 20 games, posting an 15-5 record in that stretch.
- Over that stretch, UT is outscoring its opponents 169-87, averaging 8.45 runs per game with 206 hits and a .579 slugging percentage as a team.
- Over the last 20 games, the Vols have eight players with 11 or more RBIs and six players batting .300 or higher.
- The Vols have scored double-digit runs in 10 of their last 19 games overall entering the NCAA Tournament.
- UT has recorded double-digit hits in 15 of its last 19 games entering the NCAA Tournament.
- Two-out hitting has been a staple for the Big Orange as of late. In its last 12 wins, Tennessee has scored 71 of its 163 runs with two outs while batting .326 (62-for-190) with two outs during that stretch.

## RECORD BREAKDOWN

	Overall	SEC
Overall	38-19	16-14
Home	33-5	12-3
Away	4-12	4-11
Neutral	1-2	--
Non-Conference	22-5	--
vs. Ranked Opponent	12-9	12-9
Day Games	24-9	10-8
Night Games	14-10	6-6
vs. Left-Handed Starter	15-6	7-4
vs. Right-Handed Starter	23-13	9-10
1-Run Games	3-2	3-0
2-Run Games	0-3	0-2
5+ Run Games	28-9	9-8
Extra Innings	1-1	1-0
Shutouts	8-2	1-1
Scoring 0-2 Runs	0-11	0-9
Scoring 3-5 Runs	4-7	2-5
Scoring 6-9 Runs	14-1	4-0
Scoring 10+ Runs	20-0	11-0
Opp. 0-2 Runs	21-0	5-0
Opp. 3-5 Runs	9-6	4-3
Opp. 6-9 Runs	8-11	7-10
Opp. 10+ Runs	0-2	0-1
Score in 1st Inning	17-4	7-3
Opp. Score in 1st Inning	9-13	7-10
Score First	27-5	9-4
Opp. Score First	11-14	7-10
After 6 Innings:		
Leading	35-0	14-0
Trailing	2-18	2-14
Tied	1-1	--
After 7 Innings:		
Leading	30-0	11-0
Trailing	1-15	1-11
Tied	1-1	1-0
After 8 Innings:		
Leading	27-0	10-0
Trailing	1-15	1-11
Tied	1-1	1-0
Hit 0 Home Runs	2-8	1-6
Hit 1 Home Run	7-8	5-5
Hit 2+ Home Runs	29-3	10-3
Opp. 0 Home Runs	18-3	4-2
Opp. 1 Home Run	12-8	7-5
Opp. 2+ Home Runs	8-8	5-7
Made 0 Errors	20-3	4-1
Made 1 Error	14-9	9-7
Made 2+ Errors	4-7	3-6
Opp. 0 Errors	13-11	5-8
Opp. 1 Error	17-7	8-5
Opp. 2+ Errors	8-1	3-1
Out-Hit Opp.	36-3	15-2
Out-Hit by Opp.	1-16	1-12
Hits are tied	1-0	--
<b>BY MONTH</b>		
February	7-2	--
March	13-6	3-5
April	10-6	8-5
May	8-5	5-4
June	--	--
<b>BY UNIFORM</b>		
All Whites	9-2	4-1
Orange Top	9-8	5-7
Cream	6-1	4-1
Pinstripes	10-1	--
Smokey Grey	3-6	3-5
Black	1-1	--



## ROUNDING THE BASES

### DICKEY DOING IT ALL, NAMED TO ALL-SEC SECOND TEAM

- Redshirt sophomore **Jared Dickey** was UT's top hitter throughout SEC play and was rewarded by being named to the All-SEC second team. He was the lone representative for Tennessee on the All-SEC postseason teams.
- Dickey enters the weekend having reached base safely in 29 of his last 32 games played with hits in 22 of his last 25 contests, including 17 of his last 18 SEC games.
- The Mount Juliet, Tennessee, native leads the team with 21 multi-hit games, a .343 batting average, 70 hits, three triples and 118 total bases.
- Dickey was even better in SEC play, leading the team in batting average (.369), hits (41), triples (1), total bases (64), on-base percentage (.432) and stolen bases (4-4) in league play. In conference only games, he ranked third in the SEC in batting average and was tied for fifth in hits.
- Dickey returned to the lineup in the final regular-season weekend at South Carolina after missing three games with a shoulder injury suffered late in a win over Kentucky on May 13. He pinch hit in game one of Saturday's doubleheader against the Gamecocks before being inserted back into the starting lineup in the series finale, going 1-for-4 with a double and a run scored.
- Dickey has also been extremely valuable for the Vols defensively with his ability to play all three outfield spots, as well as catcher. He has started at five different positions this season: left field (30), catcher (8), center field (6), right field (6) and designated hitter (4).
- Entering NCAA Tournament play, Dickey ranks among the team leaders in the following categories:

Category	Stat	Team Rank
At-Bats	204	2
Batting Avg	.343	1
Hits	70	1
Runs Scored	52	2
RBI	46	2
Doubles	6	t-5
Triples	3	t-1
Home Runs	12	t-4
Slugging Pct	.578	3
Total Bases	118	1
Hit By Pitch	6	5
Stolen Bases	7	3
Sac Flies	2	t-4

### SUPER PRODUCTION FROM C. SCOTT

- One of Tennessee's hottest hitters and a key figure in the team's turnaround over the last month has been super senior OF **Christian Scott**.
- Since April 1, the Clarksville, Tennessee, native leads the team with a .367 batting average and a .500 on-base percentage in 29 games played. He's also scored 23 runs, posted 11 extra-base hits and driven in 24 runs in that stretch.
- Scott slashed .395/.549/.658, drew 13 walks and drove in 15 runs during the month of April. His .549 on-base percentage led the team and ranked fourth in the entire SEC for the month.
- Scott has reached base in 12 straight games, record a hit in seven straight contests and has a hit in 15 of his last 17 games overall entering this weekend.
- Scott tied a career high with four RBIs in UT's regular-season and series finale at No. 9 South Carolina (5/20), belting a three-run homer in the seventh inning. The senior led the Vols with five runs scored and five RBIs in their series win over the Gamecocks.
- Scott has also been one of UT's top base runners, ranking second on the team with 10 stolen bases, and has proven extremely reliable defensively with the ability to play all three outfield spots.

### MERRITT MAGIC

- Graduate transfer OF **Griffin Merritt** hit his second walk-off home run in the span of six days in UT's series-opening victory over Mississippi State (4/27), hitting a solo homer in the bottom of the ninth to lift the Vols to an 8-7 win.
- Merritt also hit a walk-off homer in the 12th inning to beat Vanderbilt on April 21, kick starting a nine-game win streak for the Vols.
- After a tough start to SEC play, Merritt was one of the Vols' hottest hitters in the back half of league play. In the last 15 SEC games, Merritt led the team with six home runs, 14 RBIs and a .851 slugging percentage while batting at a .362 clip.
- During the month of April (16 games), the Cincinnati native led the team in batting average (.417), home runs (6), RBIs (15) and slugging percentage (1.000).
- Merritt added to his team leading home run total with his 17th in the finale at No. 9 South Carolina (5/20).
- The Cincinnati native has recorded a hit in 16 of his last 20 games and has a team-leading four homers and nine RBIs over the last 10 games.

### GIVE ME MOORE

- Sophomore second baseman **Christian Moore** has been one of Tennessee's hottest hitters down the stretch, batting .300 while leading the team with seven homers and 21 runs scored over the last 20 games.
- Moore belted seven homers in an eight-game stretch from April 28-May 12 and had a pair of two-homer games in that stretch after going deep twice in wins over Mississippi State (4/29) and Georgia (5/5).
- Moore has recorded a hit in 13 of his last 14 games while batting 17-for-52 (.327) with 12 RBIs in that span. Seven of his 17 hits in that stretch have gone for extra-bases and the second baseman has swiped three bags in that time, as well.
- The Brooklyn, New York, native has reached base in 17 of his last 18 games and is tied for second on the team with 12 multi-RBI games.
- For the season, Moore leads the Vols in runs scored (57), stolen bases (15) and walks (46).

## '23 AWARDS & HONORS

### MAUI AHUNA • INF • JR

- Golden Spikes Award Preseason Watch List
- Preseason All-American - 2nd Team (NCBWA)
- Preseason All-American - 3rd Team (DIB, CBN, PG)
- Preseason All-SEC - 2nd Team (SS)

### DREW BEAM • RHP • SO

- CSC Academic All-District Team
- SEC Co-Pitcher of the Week - May 1
- College Baseball Foundation Pitcher of the Year Watch List
- Golden Spikes Award Preseason Watch List
- Preseason All-American - 1st Team (NCBWA)
- Preseason All-American - 2nd Team (CBN, PG)
- Preseason All-American - 3rd Team (DIB)

### BLAKE BURKE • 1B • SO

- TSWA Player of the Week - March 7

### CHASE BURNS • RHP • SO

- CSC Academic All-District Team
- SEC Co-Pitcher of the Week - April 24
- Golden Spikes Award Midseason Watch List
- Collegiate Baseball National Players of the Week - Feb. 27
- TSWA Pitcher of the Week - Feb. 28
- Preseason All-American - 1st Team (DIB, BA, NCBWA, CBN, PG)
- Preseason All-SEC - 1st Team (SP)

### KIRBY CONNELL • LHP • SR

- NCBWA Stopper of the Year Preseason Watch List
- Preseason All-American - 2nd Team (NCBWA)

### JARED DICKEY • OF/C • R-SO

- All-SEC - 2nd Team (OF)
- CSC Academic All-District Team
- TSWA Player of the Week - Feb. 28
- Preseason All-American - 3rd Team (BA)

### CHASE DOLLANDER • RHP • JR

- CSC Academic All-District Team
- Golden Spikes Award Midseason Watch List
- TSWA Pitcher of the Week - March 7
- Perfect Game Preseason Pitcher of the Year
- Preseason All-American - 1st Team (DIB, BA, NCBWA, CBN, PG)
- Preseason All-SEC - 1st Team (SP)

### ZACH JOYCE • RHP • JR

- SEC Baseball Community Service Team

### ANDREW LINDSEY • RHP • JR

- Dick Howser Trophy Player of the Week - May 23
- SEC Pitcher of the Week - May 22

### CAMDEN SEWELL • RHP • GR

- NCBWA Stopper of the Year Preseason Watch List
- Preseason All-American - 2nd Team (CBN)
- Preseason All-American - 3rd Team (NCBWA)
- Preseason All-SEC - 2nd Team (RP)

### CHARLIE TAYLOR • C • R-SO

- CSC Academic All-District Team

## ROUNDING THE BASES

### ANDERSON'S ARM FACTORY

- Under the guidance of **Frank Anderson**, one of the nation's top pitching coaches and developers of talent throughout his highly-successful career, Tennessee once again has one of the nation's premier pitching staffs.
- The Vols' staff enters the NCAA Tournament among the national and SEC leaders in numerous categories.

Category	Stat	NCAA Rank	SEC Rank
ERA	3.69	4	1
Hits Allowed/9 Inn.	7.51	5	2
Shutouts	8	3	2
Strikeout-to-Walk Ratio	4.03	2	1
Strikeouts	636	2	1
Strikeouts/9 Inn.	11.9	1	1
WHIP	1.16	2	1
Walks Allowed/9 Inn.	2.94	4	1

- UT has held its opponents to three or fewer earned runs in 33 of its 57 games so far this season.
- UT has recorded double-digit strikeouts in 37 of its 57 games this season, with a high of 20 vs. Dayton (2/24). The Vols struck out 19 batters in their series-opening win over Vanderbilt on April 21.
- Tennessee's 636 strikeouts entering this week rank second in program history while its 11.9 strikeouts per nine innings would set a new program record if it were to hold, breaking the previous mark of 10.53 in 2022.
- In their series sweep of Morehead State (3/10-11), the Vols totaled 43 punchouts over the three games (15 in Game 1, 16 in Game 2 and 12 in Game 3). The 43 strikeouts were the most by UT in a single series since racking up 46 in three games vs. Indiana (Feb. 22-24, 2019).
- The Vols' bullpen has also been impressive this year with a 3.38 ERA and 331 strikeouts compared to just 835 walks in 234.1 innings pitched. **Andrew Behnke** (0.00), **Hollis Fanning** (0.69), **AJ Russell** (0.98), **Aaron Combs** (2.75) and **Chase Burns** (3.07) (as a reliever only) all enter the weekend with ERA's of 3.07 or lower.
- Fanning has emerged as a legitimate bullpen option in recent weeks and is coming off a career outing vs. Belmont (5/16), where he set career highs in innings pitched (3.0) and strikeouts (7). After allowing a single to the first batter he faced, Fanning set down seven straight batters via strikeout and eight consecutive overall.

### NOTING THE WEEKEND STARTERS

- After starting SEC play 5-7, Tennessee opted to revamp its weekend rotation and posted an 11-7 record in league play after slotting **Andrew Lindsey** in as the Game 1 starter and making **Chase Dollander** the Game 2 starter.
- UT's weekend rotation of Lindsey, Dollander and **Drew Beam** had its best combined performance of the year in the team's final regular-season series at No. 9 South Carolina, posting a 1.37 ERA and 22 strikeouts while allowing just three runs and two walks in 19.2 innings pitched to lead the Vols to an important series win.
- More info on each of UT's usual weekend starters can be found below.

#### Andrew Lindsey - RHP - Jr. (2-2, 2.54 ERA, 1.06 WHIP, 9.0 Ks per 9)

- Former weekend starter at Charlotte in 2021 who made his first start at UT in the series opener at No. 5 Arkansas on April 14, pitching into the fourth inning, allowing four runs (two earned) on four hits with five strikeouts.
- Was dominant during his last start in a win over No. 9 South Carolina (5/19) with a career high 8.1 shutout innings, allowing just three hits while striking out five to earn SEC Pitcher of the Week honors.
- Logged his second quality start of the year and picked up his first win as a Vol against No. 15 Kentucky (5/12), allowing just two earned runs on six hits while posting four strikeouts in 6.2 innings.
- Was impressive on Friday night vs. No. 2 Vanderbilt, logging a quality start while setting a career high with 10 strikeouts over 6.2 innings on April 21.
- Tennessee is 5-1 in series openers since Lindsey moved into the Game 1 starter role.
- Helped lead Charlotte to an NCAA Regional in 2021, posting a 6-2 record with a 4.89 ERA and 76 strikeouts over 20 appearances (12 starts).

#### Chase Dollander - RHP - Jr. (6-6, 4.28 ERA, 1.22 WHIP, 13.1 Ks per 9)

- Widely regarded as one of the top college pitching prospects this season and is projected as an early first-round pick in the 2023 MLB Draft after earning unanimous All-America honors and being named the SEC Pitcher of the Year in 2022.
- Had one of his best starts of the season at No. 9 South Carolina (5/20) despite picking up a loss. Tied a career high with 13 strikeouts and did not issue a walk while allowing just two runs on two hits in 5.1 innings of work.
- Got the win vs. No. 15 Kentucky (5/13) to improve to 6-5 on the year after striking out six batters and allowing three runs on five hits in five innings.
- Earned his fifth win of the year and tossed his first-career complete game in 17-1 seven-inning win over No. 2 Vanderbilt on April 22 to help UT clinch the series. He gave up just one run one six hits and finished the day with nine strikeouts.
- Ranks 10th among active players in Division I with 279 career strikeouts and tied for 19th with 20 career wins.
- Entered this weekend ranked ninth nationally and fourth in the SEC with 13.07 strikeouts per nine innings.

#### Drew Beam - RHP - So. (7-4, 4.18 ERA, 1.37 WHIP, 8.4 Ks per 9)

- Beam was one of the top freshman arms in 2022, earning unanimous Freshman All-America honors while being recognized as the SEC Freshman of the Year.
- Rebounded from back-to-back disappointing outings with a stellar performance in the rubber game at No. 9 South Carolina (5/20), allowing just one run on five hits in six innings to earn the win.
- Was named to the SEC Co-Pitcher of the Week on May 1 after tossing his second career complete game to finish of the series sweep of Mississippi State, allowing just one earned run on three hits while striking out seven batters over seven innings of work.
- Logged a quality start in Sunday win over No. 2 Vanderbilt (4/23) to help UT complete the series sweep. He did not allow a run until the seventh inning and scattered six hits over 6.2 innings, allowing just one earned run.
- Enters the NCAA Tournament with a team-leading seven victories.

## PITCHER SPOTLIGHT

### #11 Chase Dollander | RHP | Jr.

Dollander was absolutely electric in his final start of the regular season. The junior fired 5.1 innings in a truncated 7-inning game, tying a career high with 13 strikeouts and allowing just two hits and no walks at No. 9 South Carolina on May 20.

Dollander upped his season total to 107 strikeouts, the third-most in the league at 21st-most nationally.

#### SEASON STATS:

14 APP | 14 GS | 6-6 | 4.28 ERA | 73.2 IP | 65 H | 37 R | 35 ER | 25 BB | 107 K | 1.22 WHIP | .232 B/AVG



## PLAYER SPOTLIGHT

### #2 Maui Ahuna | SS | Jr.

Ahuna was fantastic in the final week of the regular season, going 6-for-14 with four doubles.

The Vols shortstop has been a doubles machine this season, leading the team and hitting the eighth-most two-baggers in the conference with 18.

#### SEASON STATS:

.313 AVG | 35 R | 52 H | 18 2B | 1 3B | 7 HR | 38 RBI | 93 TB | .993 OPS | .560 SLG | .433 OBP



## ROUNDING THE BASES

### BURNS FLOURISHING IN RELIEF ROLE

- After struggling in his first four starts of SEC play, **Chase Burns** has thrived since moving to the bullpen during Tennessee's series at Arkansas.
- In five appearances out of the pen, Burns is 2-0 with a save and a 3.07 ERA, racking up 23 strikeouts compared to just three walks in 14.2 innings of work.
- The Gallatin, Tennessee, native recorded his first-career save in a 10-7 win over No. 15 Kentucky (5/13), striking out five batters and allowing just two hits over 2.2 scoreless innings.
- Burns earned the win in UT's series opener vs. Mississippi State (4/27) after allowing one run on one hit with four strikeouts in 2.1 innings.
- Burns was named the SEC Co-Pitcher of the Week on April 24 after two dominant relief appearances in Tennessee's series sweep over No. 2 Vanderbilt.
- The sophomore right hander picked up the win in Friday night's series opener and pitched a 1-2-3 inning to finish off the sweep in Sunday's series finale. In total, Burns retired 11 of the 12 batters he faced over his two scoreless outings, striking out eight batters in that span.
- In his first relief appearance of the year at No. 5 Arkansas, Burns tossed 5.1 strong innings in Sunday's series finale to keep the Vols in the game after falling behind early. The talented right hander allowed just one run on three hits while striking out five Razorbacks' hitters.
- Burns was one of the top freshmen in the country in 2022, earning freshman of the year or freshman pitcher of the year recognition from the NCBWA, D1Baseball.com and Collegiate Baseball News.

### SEC SUCCESS UNDER VITELLO

- During the four-plus seasons in which Tennessee has played SEC games under head coach **Tony Vitello**, the Vols are 87-63 in league play. In the six years prior to Vitello taking over (2012-17), UT was 81-120 in SEC play.
- Tennessee is 61-29 in SEC regular-season play since 2021, which is the best record in the league in that span. Arkansas is the next closest program with a 59-31 record. Including postseason games, the Vols are 70-32 against SEC foes since 2021.
- With a 16-14 mark in SEC play this season, the Big Orange posted their third straight season with winning record in conference play (2021, 2022, 2023). The last time UT had three consecutive seasons with a record above .500 in SEC play was during a five-year stretch from 1993-1997.
- Last season, the Vols took home the SEC regular season and SEC Tournament titles for the first time 1995. The Vols posted their best record in league play in program history, going 25-5 en route to winning the SEC regular season title by six games, and the eastern division crown by 10 games, both of which are the largest margins in conference history.
- Tennessee was the first team to start SEC play 12-0 in the history of the conference, surpassing the previous record of 11-0 held by LSU (1991), Ole Miss (1964) and Alabama (1940).

### SEC SWEEPS

- Tennessee recorded its sixth weekend series sweep of the season (third in SEC play) after taking all three games from Mississippi State (April 27-29) at Lindsey Stadium.
- In just the four-plus seasons under head coach **Tony Vitello** that have featured SEC games (no SEC games in 2020 due to COVID-19), Tennessee has recorded 13 series sweeps in league play.
- Prior to Vitello taking over as head coach in 2018, the Vols recorded just 12 series sweeps in conference play from 2003-2017, a span of 15 seasons.

#### SEC Series Sweeps Under Vitello (13)

Mississippi State -- April 27-29, 2023  
 #2 Vanderbilt -- April 21-23, 2023  
 #12 Texas A&M -- March 24-26, 2023  
 at Mississippi State -- May 19-21, 2022  
 at Florida -- April 22-24, 2022  
 Missouri -- April 8-10, 2022  
 at #3 Vanderbilt -- April 1-3, 2022

at #1 Ole Miss -- March 25-27, 2022  
 South Carolina -- March 18-20, 2022  
 at Missouri -- May 7-9, 2021  
 #14 LSU -- March 26-28, 2021  
 at Kentucky -- April 18-20, 2019  
 Alabama -- March 23-25, 2018

### DREILING'S PINCH HITTING PROWESS

- True freshman OF **Dylan Dreiling** has been a major weapon as a pinch hitter this season. The Kansas native recorded his seventh pinch hit with a game-tying solo homer in the bottom of the ninth during UT's win over No. 2 Vanderbilt (4/21).
- For the year, Dreiling is 8-for-15 with four extra-base hits, six walks and five RBIs when pinch hitting this season.

### DENTON HITS FOR THE CYCLE

- Senior third baseman **Zane Denton** became the fifth player in program history and the second in as many years to hit for the cycle after accomplishing the feat in the series opener vs. Morehead State on March 10.
- Denton led UT's offensive explosion in the 23-4 victory, finishing with a career high four hits and six RBIs.
- The Brentwood, Tennessee, native got UT on the board with an RBI double to open the scoring in the first inning before homering in his second at-bat with a solo blast in the bottom of the third. He drove in two more runs with a single in the fifth before completing the cycle with a two-run triple in the bottom of the sixth.
- Of the five cycles in Tennessee baseball history, four have come from third basemen (full list below).

Player (Pos.)	Opponent	Date	AB1	AB2	AB3	AB4	AB5	AB6	Totals
Zane Denton (3B)	Morehead State	3/10/23	2B	HR	K	1B	3B	--	4-5, 3 R, 6 RBI
Trey Lipscomb (3B)	Iona	2/25/22	HR	2B	1B	2B	3B	--	5-5, 3 R, 9 RBI
Jordan Rodgers (3B)	Kentucky	4/1/16	1B	2B	3B	F8	HR	--	4-5, 2 R, 8 RBI
Matt Duffy (3B)	New Orleans	3/9/11	2B	F9	3B	HR	L9	1B	4-6, 3 R, 4 RBI
Chris Burke (SS)	Vanderbilt	5/11/01	3B	HR	K	2B	1B	--	4-5, 3 R, 3 RBI

## STAT LEADERS

### BATTING (min. 2 Plate App/Game)

Category	Player	Value
Batting Avg.	Jared Dickey	.343
OPS	Dylan Dreiling	1.081
Slugging Pct.	Griffin Merritt	.682
On-Base Pct.	Christian Scott	.450
At-Bats	Blake Burke	209
Runs	Christian Moore	57
Hits	Jared Dickey	70
Doubles	Maui Ahuna	18
Triples	Burke/Denton/Dickey	3
Home Runs	Griffin Merritt	17
RBI	Zane Denton	50
Total Bases	Jared Dickey	118
Stolen Bases	Christian Moore	15
Walks	Christian Moore	46
Hit by Pitch	Burke / Stark	9
Sac Flies	Zane Denton	5
Sac Bunts	Christian Scott	5

### PITCHING (min. 25 IP)

Category	Player	Value
Appearances	Kirby Connell	30
Games Started	Beam / Dollander	14
Innings Pitched	Chase Dollander	73.2
Wins	Drew Beam	7
Saves	Seth Halvorsen	2
ERA	AJ Russell	0.98
WHIP	AJ Russell	0.58
Strikeouts	Chase Dollander	107
Opp. Avg.	AJ Russell	.103

### FIELDING

Category	Player	Value
Chances	Blake Burke	386
Putouts	Blake Burke	351
Assists	Christian Moore	104
Fielding Pct.*	Hunter Ensley	1.000

\* Among position players (min. 40 chances)

## VOLS ON TELEVISION

Tennessee will play in its 19th televised game this season on Friday when it faces Charlotte at 6 p.m. ET on ESPNU.

The Vols have a 52-30 overall record in TV games under Tony Vitello (2018-pres.).

### Record Breakdown by Year

2023: 10-9  
 2022: 18-5  
 2021: 14-5  
 2020: 0-0  
 2019: 6-6  
 2018: 4-5

### Record Breakdown by Network

SEC Network: 38-18  
 ESPN2: 8-3  
 ESPNU: 4-5  
 ESPN: 2-1  
 MLB Network: 2-3

## ROUNDING THE BASES

### 2022 MLB DRAFT PAINTED BIG ORANGE

- The 2022 MLB First-Year Player Draft was one for the history books at Tennessee as a program-record 10 Volunteers heard their names called to fulfill lifelong dreams.
- Tennessee's 10 selections ranked as the second most of any school, just one behind Oklahoma's 11, and the most of any SEC program.
- RHP **Ben Joyce** became the first Vol from the 2022 draft class to make his Major League debut, doing so with one scoreless inning of relief for the Los Angeles Angels against the Chicago White Sox on Monday, May 29.
- Previously, the record for players drafted in a single season out of Tennessee was eight in 1992 when the draft had 50 rounds, compared to the modern draft which is only 20 rounds.
- Since 2019, 26 Vols have been selected in the MLB Draft, the third-highest total among SEC teams in that span.

### 2022 MLB First-Year Player Draftees

Round 1 (28) - Drew Gilbert, OF - Houston Astros  
 Round 1, Comp. A (38) - Jordan Beck, OF - Colorado Rockies  
 Round 2 (52) - Blade Tidwell, RHP - New York Mets  
 Round 3 (84) - Trey Lipscomb, INF - Washington Nationals  
 Round 3 (89) - Ben Joyce, RHP - Los Angeles Angels  
 Round 6 (168) - Will Mabrey, LHP - Arizona Diamondbacks  
 Round 6 (174) - Jorel Ortega, INF - Minnesota Twins  
 Round 7 (207) - Seth Stephenson, OF - Detroit Tigers  
 Round 7 (221) - Mark McLaughlin, RHP - Chicago White Sox  
 Round 14 (411) - Cortland Lawson, INF - Washington Nationals

### IMPACT TRANSFERS

- Despite losing all eight position starters and five key arms from last season's team, Tennessee was able to bolster its core of returners with impact transfers from other four-year schools.
- The Vols added veteran position players via the transfer portal with the likes of **Maui Ahuna**, **Zane Denton** and **Griffin Merritt**, who have combined for 539 games played at the Division I level.
- On the mound, UT added Charlotte transfer **Andrew Lindsey**, who has taken over as the Friday-night starter after starting the year in the bullpen.
- More info on the Vols' transfers can be found below.

#### Maui Ahuna (SS - Kansas)

- Has recorded at least one hit in 35 of his 44 games played this season.
- Is batting .333 with a team-high 13 hits and seven doubles to go along with six runs, six RBIs and seven walks over the last 10 games.
- Recorded a hit in nine of his last 12 SEC contests.
- Leads the team with 18 doubles, including 11 in SEC play, which was tied for second in the league.
- Was a first-team All-Big 12 selection as a sophomore in 2022 after slashing .396/.479/.634 with 42 runs scored, 16 doubles, eight home runs, 48 RBIs and 13 stolen bases for the Jayhawks.
- Starred for the USA Baseball Collegiate National Team over the summer.
- Tabbed a preseason All-American by multiple outlets as well as a preseason All-SEC selection and is considered a potential first round draft pick in the upcoming 2023 MLB Draft.

#### Zane Denton (3B - Alabama)

- Leads the team with 50 RBIs and three triples while also ranking third on the team in extra-base hits (24) and second in walks (41).
- His nine home runs in SEC play were tied for the most on the team while his 30 RBIs in league play were seven more than the next closest on the team (Dickey - 23).
- Hit for the cycle on March 10 vs. Morehead State, finishing with a career-high six RBIs.
- A three-year starter for the Crimson Tide who was named to the 2021 SEC All-Newcomer Team and SEC All-Defensive Team.
- Led Alabama with 13 homers and 48 RBI last season after leading the team with a .308 batting average in 2021.

#### Griffin Merritt (OF - Cincinnati)

- Leads the team with 17 home runs, including a team-high tying nine long balls in SEC play. Also leads the team with a .682 slugging percentage.
- Has hit walk-off homers to beat Mississippi State (4/27) & Vanderbilt (4/21).
- Has recorded a hit in 16 of his last 20 games and has four homers with nine RBIs over the last 10 games.
- Led the team with a .417 batting average, six homers, 15 RBIs and a 1.000 slugging percentage in April.
- One of the top players for the Bearcats over the past three seasons, boasting a .528 career slugging percentage with 29 home runs and 102 RBIs during his career at Cincinnati.
- Named the 2022 American Athletic Conference Player of the Year after leading the league with 19 homers. Was also tabbed a CoSIDA First Team Academic All-American.

#### Andrew Lindsey (RHP - Charlotte)

- Led all UT relief pitchers in strikeouts before moving into the weekend rotation and getting the starting nod in each of the last six series openers against No. 9 South Carolina, No. 15 Kentucky, Georgia, Mississippi State, No. 2 Vanderbilt and No. 5 Arkansas. UT is 5-1 in his six series-opening starts.
- Has not allowed more than three earned runs in any appearance this season and has a 28-to-8 strikeout-to-walk ratio since moving into the starting rotation on April 14.
- Named the SEC Pitcher of the Week on May 22 after tossing a career-high 8.1 shutout innings in win at No. 9 South Carolina on May 19. Retired the final 17 batters he faced in the win.
- Earned his first win at Tennessee and logged his second quality start in win over No. 15 Kentucky on May 12, allowing just two earned runs in 6.2 innings of work.
- Logged his first quality start of the year and tallied a career high 10 strikeouts in series opener vs. No. 2 Vanderbilt on April 21.
- Was one of the 49ers top pitchers as a sophomore in 2021, helping lead them to the NCAA Greenville Regional.
- Made 12 starts over 20 appearances, finishing 6-2 on the year to go along with a 4.89 ERA. Led the team with 81.0 innings pitched and finished second on the staff with 76 strikeouts.

## VOLS IN THE PROS

### VOLS IN THE MLB

Player	Pos.	Team
Garrett Crochet	P	Chicago White Sox
Yan Gomes	C	Chicago Cubs
Ben Joyce	P	Los Angeles Angels
Nick Senzel	UTL	Cincinnati Reds

### VOLS IN THE MiLB

Player	Pos.	Team
Jordan Beck	OF	Spokane Indians
Chad Dallas	P	New Hampshire Fisher Cats
Zach Daniels	OF	Fayetteville Woodpeckers
Max Ferguson	INF	Greenville Drive
Drew Gilbert	OF	Corpus Christi Hooks
Sean Hunley	P	Durham Bulls
Cortland Lawson	INF	Fredericksburg Nationals
Jackson Leath	P	Down East Wood Ducks
Zach Linginfelter	P	Reading Fightin Phils
Trey Lipscomb	INF	Wilmington Blue Rocks
Andre Lipcius	INF	Toledo Mud Hens
Will Mabrey	P	Hillsboro Hops
Mark McLaughlin	P	ACL White Sox
Jorel Ortega	INF	Ft. Myers Mighty Mussels
Connor Pavolony	C	Bowie Baysox
Jake Rucker	INF	Wichita Wind Surge
Andrew Schultz	P	Reading Fightin Phils
Alerick Soularie	OF	Wichita Wind Surge
Liam Spence	INF	South Bend Cubs
Garrett Stallings	P	Bowie Baysox
Drew Steckenrider	RHP	Las Vegas Aviators
Seth Stephenson	OF	Lakeland Flying Tigers
Blade Tidwell	P	Brooklyn Cyclones
Chase Wallace	P	Columbia Fireflies





VOLS NCAA TOURNAMENT RECORDS

INDIVIDUAL

Category	Record	Player & Opponent	Date
At-Bats	6	19x, last by Jorel Ortega vs. Notre Dame	6/11/22
Runs	5	Jeff Christensen vs. Georgia	6/11/01
Hits	6	Kris Bennett vs. Georgia (6-for-6)	6/11/01
RBI	7	Kris Bennett vs. Georgia	6/11/01
Doubles	2	10x, last by Jake Rucker vs. LSU	6/12/21
Triples	1	By several, last by Pete Derkay vs. Liberty	6/2/19
Home Runs	2	6x, last by Luc Lipcius vs. Notre Dame	6/11/22
Grand Slam	1	4x, last by Drew Gilbert vs. Wright State	6/4/21
Total Bases	10	Kris Bennett vs. Georgia	6/11/01
Walks	3	3x, last by Alerick Soularie vs. UNC Wilmington	6/1/19
Hit-by-Pitch	2	4x, last by Max Ferguson vs. Liberty	6/6/21
Strikeouts	4	Luc Lipcius vs. Virginia	6/20/21
Sacrifice Hits	2	3x, last by Josh Alley vs. Austin Peay	6/3/05
Sac Flies	1	By several, last by Cortland Lawson vs. Notre Dame	6/2/19
Stolen Bases	3	Chris Burke vs. Georgia	6/11/01
Steal Attempts	3	Chris Burke vs. Georgia	6/11/01
Innings Pitched	11.0	R.A. Dickey vs. Oklahoma State	5/28/95
Hits Allowed	15	R.A. Dickey vs. Cal State Fullerton	6/5/95
Low-Hit CG	4	2x, James Adkins vs. Winthrop	6/4/05
Runs Allowed	11	2x, last by Patrick Hicklen vs. Georgia	6/11/01
Earned Runs Allowed	11	Patrick Hicklen vs. Georgia	6/11/01
Walks Issued	9	Luke Hudson vs. Oklahoma State	5/23/97
Batters Struck Out	15	James Adkins vs. Winthrop	6/4/05
Wild Pitches	3	R.A. Dickey vs. Northeastern	5/27/94
Hit Batters	3	Bronson Heflin vs. Western Carolina	5/28/94
Balks	2	2x, last by Patrick Hicklen vs. UNC Wilmington	6/5/04
Putouts	16	Connor Pavolony vs. LSU	6/12/21
Assists	8	Watson Bell vs. Princeton	6/14/51
Errors	2	7x, last by Cortland Lawson vs. Georgia Tech	6/5/22
Passed Balls	1	11x, last by Charlie Taylor vs. Notre Dame	6/11/22

TEAM

Category	Record	Opponent	Date
At-Bats	49	Miami (CWS)	6/9/01
Runs	19	Georgia (CWS)	6/11/01
Hits	21	2x, last vs. Georgia (CWS)	6/11/01
RBI	19	Georgia (CWS)	6/11/01
Singles	18	Miami (CWS)	6/9/01
Doubles	6	Wichita State	6/5/05
Triples	2	3x, last vs. Austin Peay	6/3/05
Home Runs	6	LSU	6/13/21
Extra-Base Hits	9	Georgia (CWS)	6/11/01
Total Bases	37	Georgia (CWS)	6/11/01
Walks	8	2x, last vs. UNC Wilmington	6/1/19
Hit-by-Pitch	5	LSU	6/13/21
Strikeouts	13	Virginia (CWS)	6/20/21
Sacrifice Hits	3	3x, last vs. Georgia Tech	6/11/05
Sac Flies	2	2x, last vs. Wichita State	6/5/05
Stolen Bases	6	Georgia (CWS)	6/11/01
Steal Attempts	7	UNC Charlotte	5/28/93
Left on Base	14	2x, last vs. Miami (CWS)	6/9/01
Innings Pitched	11.0	Oklahoma State	5/28/95
Most Hits Allowed	21	Miami (CWS)	6/9/01
Fewest Hits Allowed	4	3x, last vs. Alabama State	6/3/22
Runs Allowed	21	Miami (CWS)	6/9/01
Earned Runs Allowed	21	Miami (CWS)	6/9/01
Walks Issued	12	Oklahoma State	5/23/95
Batters Struck Out	16	LSU	6/12/21
Wild Pitches	5	Miami (CWS)	6/9/01
Hit Batters	3	3x, last vs. Georgia Tech	6/10/05
Balks	2	2x, last vs. UNC Wilmington	6/5/04
Home Runs Allowed	5	Wright State	6/4/21
Putouts	33	Oklahoma State	5/28/95
Assists	15	4x, last vs. Virginia (CWS)	6/20/21
Errors	4	Western Carolina	5/28/94
Passed Balls	1	11x, last vs. Notre Dame	6/11/22
Double Plays	4	West Virginia	5/23/96
Longest Game	4:21	Miami (CWS)	6/9/01
Extra-Innings	3:41	Oklahoma State (11 innings)	5/27/95
Shortest Game	1:41	Utah (CWS)	6/13/51





# HOME RUN TRACKER

Player (Total)	Opponent	Date	Inn.	Type	Exit Velo	Est. Dist.
Cal Stark (1)	@ Grand Canyon	2/18	T4	2-Run	--	--
Blake Burke (1)	vs. UC San Diego	2/19	B6	Solo	--	--
Christian Moore (1)	vs. UC San Diego	2/19	B7	Solo	--	--
Blake Burke (2)	Alabama A&M	2/21	B3	3-Run	107 mph	422 ft.
Jared Dickey (1)	Alabama A&M	2/21	B6	2-Run	99 mph	345 ft.
Ryan Miller (1)	Alabama A&M	2/21	B8	2-Run	103 mph	345 ft.
Charlie Taylor (1)	Alabama A&M	2/22	B5	3-Run	100 mph	376 ft.
Charlie Taylor (2)	Alabama A&M	2/22	B6	Solo	96 mph	386 ft.
Jared Dickey (2)	Dayton	2/24	B3	2-Run	104 mph	431 ft.
Griffin Merritt (1)	Dayton	2/24	B4	Solo	104 mph	424 ft.
Jake Kendro (1)	Dayton	2/24	B8	Solo	106 mph	365 ft.
Blake Burke (3)	Dayton	2/26	B1	Solo	108 mph	428 ft.
Blake Burke (4)	Dayton	2/26	B5	Solo	101 mph	375 ft.
Jared Dickey (3)	Charleston So.	2/28	B6	Solo	98 mph	384 ft.
Blake Burke (5)	Charleston So.	2/28	B6	2-Run	104 mph	380 ft.
Blake Burke (6)	Charleston So.	3/1	B6	2-Run	98 mph	365 ft.
Christian Moore (2)	Gonzaga	3/3	B5	Solo	109 mph	<b>452 ft.</b>
Zane Denton (1)	Gonzaga	3/3	B6	Solo	97 mph	395 ft.
Kyle Booker (1)	Gonzaga	3/4	B6	Solo	104 mph	419 ft.
Blake Burke (7)	Gonzaga	3/4	B7	3-Run	112 mph	423 ft.
Griffin Merritt (2)	Gonzaga	3/4	B7	2-Run	105 mph	406 ft.
Jared Dickey (4)	Gonzaga	3/5	B3	<b>GS</b>	105 mph	395 ft.
Christian Moore (3)	Gonzaga	3/5	B3	2-Run	100 mph	432 ft.
Griffin Merritt (3)	Gonzaga	3/5	B4	2-Run	96 mph	351 ft.
Christian Moore (4)	Boston College	3/7	B9	Solo	95 mph	340 ft.
Maui Ahuna (1)	Morehead State	3/10	B2	3-Run	106 mph	414 ft.
Zane Denton (2)	Morehead State	3/10	B3	Solo	108 mph	418 ft.
Jared Dickey (5)	Morehead State	3/10	B3	Solo	98 mph	392 ft.
Dylan Dreiling (1)	Morehead State	3/10	B3	2-Run	99 mph	392 ft.
Kavares Tears (1)	Morehead State	3/10	B3	Solo	106 mph	420 ft.
Christian Scott (1)	Morehead State	3/10	B6	2-Run	106 mph	415 ft.
Maui Ahuna (2)	Morehead State	3/10	B7	2-Run	99 mph	340 ft.
Blake Burke (8)	Morehead State	3/11 (1)	B1	Solo	109 mph	449 ft.
Griffin Merritt (4)	Morehead State	3/11 (1)	B2	Solo	101 mph	389 ft.
Dylan Dreiling (2)	Morehead State	3/11 (1)	B6	Solo	99 mph	391 ft.
Griffin Merritt (5)	Morehead State	3/11 (2)	B2	2-Run	106 mph	404 ft.
Maui Ahuna (3)	Morehead State	3/11 (2)	B5	2-Run	107 mph	353 ft.
Griffin Merritt (6)	Morehead State	3/11 (2)	B6	2-Run	101 mph	361 ft.
Hunter Ensley (1)	Lipscomb	3/14	B2	2-Run	103 mph	397 ft.
Maui Ahuna (4)	Lipscomb	3/14	B2	3-Run	101 mph	393 ft.
Dylan Dreiling (3)	Lipscomb	3/14	B5	2-Run	102 mph	381 ft.
Christian Moore (5)	@ Missouri	3/17	T6	Solo	--	--
Griffin Merritt (7)	@ Missouri	3/19 (1)	T6	Solo	--	--
Zane Denton (3)	@ Missouri	3/19 (1)	T7	2-Run	--	--
Christian Scott (2)	Western Carolina	3/21	B2	Solo	103 mph	405 ft.
Cal Stark (2)	Western Carolina	3/21	B4	Solo	102 mph	336 ft.
Blake Burke (9)	Texas A&M	3/24	B7	Solo	113 mph	444 ft.
Zane Denton (4)	Texas A&M	3/26	B3	2-Run	104 mph	410 ft.
Zane Denton (5)	Texas A&M	3/26	B5	Solo	103 mph	396 ft.
Christian Scott (3)	UNC Asheville	3/28	B5	Solo	103 mph	370 ft.
Blake Burke (10)	UNC Asheville	3/28	B6	Solo	112 mph	384 ft.
Maui Ahuna (5)	@ LSU	3/31	T1	Solo	109 mph	440 ft.
Hunter Ensley (2)	@ LSU	3/31	T2	Solo	98 mph	376 ft.
Zane Denton (6)	@ LSU	3/31	T4	2-Run	104 mph	412 ft.
Zane Denton (7)	@ LSU	4/1	T6	2-Run	100 mph	382 ft.
Blake Burke (11)	Florida	4/6	B2	Solo	107 mph	415 ft.
Zane Denton (8)	Florida	4/7	B2	2-Run	100 mph	347 ft.
Cal Stark (3)	Florida	4/8	B3	2-Run	106 mph	442 ft.
Griffin Merritt (8)	Florida	4/8	B4	2-Run	110 mph	435 ft.
Griffin Merritt (9)	Florida	4/8	B8	3-Run	101 mph	406 ft.
Blake Burke (12)	Eastern Kentucky	4/11	B1	2-Run	112 mph	429 ft.
Christian Moore (6)	Eastern Kentucky	4/11	B4	3-Run	102 mph	371 ft.
Griffin Merritt (10)	Eastern Kentucky	4/11	B5	Solo	111 mph	424 ft.
Logan Chambers (1)	Eastern Kentucky	4/11	B5	Solo	97 mph	350 ft.
Reese Chapman (1)	Eastern Kentucky	4/11	B7	3-Run	108 mph	414 ft.
Jared Dickey (6)	@ Arkansas	4/14	T1	Solo	98 mph	339 ft.
Jared Dickey (7)	@ Arkansas	4/15	T1	Solo	94 mph	332 ft.
Blake Burke (13)	@ Arkansas	4/15	T6	Solo	99 mph	385 ft.
Hunter Ensley (3)	Tennessee Tech	4/18	B3	3-Run	103 mph	391 ft.
Zane Denton (9)	Vanderbilt	4/21	B2	Solo	106 mph	408 ft.
Kavares Tears (2)	Vanderbilt	4/21	B9	Solo	111 mph	414 ft.
Dylan Dreiling (4)	Vanderbilt	4/21	B9	Solo	98 mph	380 ft.
Griffin Merritt (11)	Vanderbilt	4/21	B12	Solo	98 mph	361 ft.
Maui Ahuna (6)	Vanderbilt	4/22	B1	3-Run	102 mph	394 ft.
Blake Burke (14)	Vanderbilt	4/22	B3	Solo	96 mph	379 ft.
Hunter Ensley (4)	Vanderbilt	4/23	B2	2-Run	98 mph	373 ft.

Player (Total)	Opponent	Date	Inn.	Type	Exit Velo	Est. Dist.
Hunter Ensley (5)	Vanderbilt	4/23	B5	Solo	99 mph	379 ft.
Griffin Merritt (12)	Vanderbilt	4/23	B7	Solo	102 mph	373 ft.
Dylan Dreiling (5)	Bellarmine	4/25	B2	Solo	108 mph	434 ft.
Jared Dickey (8)	Bellarmine	4/25	B4	Solo	89 mph	346 ft.
Christian Scott (4)	Bellarmine	4/25	B5	3-Run	91 mph	363 ft.
Reese Chapman (2)	Bellarmine	4/25	B6	Solo	101 mph	400 ft.
Ryan Miller (2)	Bellarmine	4/25	B6	3-Run	107 mph	422 ft.
Ryan Miller (3)	Bellarmine	4/25	B7	3-Run	99 mph	396 ft.
Griffin Merritt (13)	Mississippi State	4/27	B9	Solo	107 mph	411 ft.
Christian Moore (7)	Mississippi State	4/28	B4	2-Run	106 mph	411 ft.
Jared Dickey (9)	Mississippi State	4/28	B5	2-Run	93 mph	354 ft.
Blake Burke (15)	Mississippi State	4/28	B6	3-Run	<b>115 mph</b>	437 ft.
Zane Denton (10)	Mississippi State	4/28	B7	Solo	105 mph	385 ft.
Jared Dickey (10)	Mississippi State	4/29	B1	3-Run	101 mph	403 ft.
Christian Scott (5)	Mississippi State	4/29	B1	3-Run	95 mph	350 ft.
Christian Moore (8)	Mississippi State	4/29	B2	3-Run	98 mph	344 ft.
Christian Moore (9)	Mississippi State	4/29	B4	Solo	95 mph	354 ft.
Christian Moore (10)	Wofford	5/2	B5	2-Run	106 mph	411 ft.
Dylan Dreiling (6)	Wofford	5/2	B6	3-Run	99 mph	378 ft.
Christian Moore (11)	@ Georgia	5/5	T7	2-Run	110 mph	406 ft.
Christian Moore (12)	@ Georgia	5/5	T9	Solo	108 mph	421 ft.
Zane Denton (11)	@ Georgia	5/5	T9	2-Run	96 mph	354 ft.
Cal Stark (4)	@ Georgia	5/7	T4	2-Run	105 mph	406 ft.
Christian Scott (6)	Austin Peay	5/9	B2	Solo	104 mph	428 ft.
Charlie Taylor (3)	Austin Peay	5/9	B3	<b>GS</b>	100 mph	410 ft.
Griffin Merritt (14)	Austin Peay	5/9	B7	Solo	111 mph	391 ft.
Maui Ahuna (7)	Austin Peay	5/9	B8	Solo	105 mph	391 ft.
Christian Moore (13)	Kentucky	5/12	B2	Solo	112 mph	440 ft.
Hunter Ensley (6)	Kentucky	5/12	B3	2-Run	107 mph	439 ft.
Jared Dickey (11)	Kentucky	5/12	B3	Solo	99 mph	362 ft.
Griffin Merritt (15)	Kentucky	5/12	B3	3-Run	108 mph	377 ft.
Griffin Merritt (16)	Kentucky	5/12	B6	2-Run	103 mph	364 ft.
Jared Dickey (12)	Kentucky	5/13	B4	<b>GS</b>	100 mph	374 ft.
Zane Denton (12)	Belmont	5/16	B3	2-Run	99 mph	398 ft.
Dylan Dreiling (7)	@ South Carolina	5/19	T4	2-Run	100 mph	367 ft.
Griffin Merritt (17)	@ South Carolina	5/20 (2)	T5	Solo	104 mph	352 ft.
Cal Stark (5)	@ South Carolina	5/20 (2)	T6	Solo	99 mph	387 ft.
Christian Scott (7)	@ South Carolina	5/20 (2)	T7	3-Run	101 mph	407 ft.

**TOTAL & HIGHS**      **114 HRs**      **3 GS**      **115 mph**      **452 ft.**

*All data provided by Trackman*

Average Exit Velo. on HRs      100.83 mph

Total Distance of HRs      42,188 ft.

Average Distance of HRs      390.63 ft.

## INDIVIDUAL

No-Hitter:	Jeffery Terrell vs. Bowling Green State (2/15/02) [W, 5-0]
One-Hitter:	Luke Hochevar at Auburn (3/18/05) [W, 2-1]
<b>Complete Game:</b>	<b>Drew Beam vs. Mississippi State, (4/29/23) [W, 13-2 (7 inn.)]</b>
Complete Game Shutout:	Drew Beam at Vanderbilt, (4/3/22) [W, 5-0]
Back-to-Back Complete Games:	Garrett Stallings & Will Neely doubleheader vs. Alabama (3/25/18)
Three Straight Complete Games:	Ryan Meyers, Mike Lincoln & Scott Schroeffer 1996 Atlantic Regional vs. Charleston Southern, Georgia Southern & West Virginia
<b>10+ Strikeouts (Individual):</b>	<b>Chase Dollander (13) at South Carolina (5/20/23)</b>
10+ Innings Pitched:	Jamie Bennett (10.0) vs. Auburn (4/14/00)
<b>Hit for the Cycle:</b>	<b>Zane Denton vs. Morehead State (3/10/23)</b>
<b>Walk-Off Play:</b>	<b>Griffin Merritt vs. Mississippi State (4/27/23) [Solo HR in 9 Inn.]</b>
<b>Hit a Walk-Off HR:</b>	<b>Griffin Merritt vs. Mississippi State (4/27/23) [Solo HR in 9 Inn.]</b>
Inside the Park Home Run:	Christian Moore vs. Oklahoma (3/6/22)
Inside the Park Grand Slam:	Joe Randa vs. Louisville (4/23/91)
<b>Pinch-Hit Home Run:</b>	<b>Griffin Merritt vs. Austin Peay (5/9/23)</b>
Pinch-Hit Grand Slam:	Trey Lipscomb vs. George Washington (2/28/20)
<b>Leadoff HR (Game):</b>	<b>Jared Dickey at Arkansas (4/15/23)</b>
<b>Leadoff HR (Inning):</b>	<b>Cal Stark (6th Inn.) at South Carolina (5/20/23)</b>
<b>Two-Home Run Game:</b>	<b>Griffin Merritt vs. Kentucky (5/12/23)</b>
Three-Home Run Game:	Evan Russell vs. Vanderbilt (4/17/21)
<b>Three-Run Home Run:</b>	<b>Christian Scott at South Carolina (5/20/23)</b>
<b>Grand Slam:</b>	<b>Jared Dickey vs. Kentucky (5/12/23)</b>
Grand Slam in Back-to-Back Games:	Andre Lipcius & Zach Daniels vs. Maryland (2/18/18 DH-2) and vs. Lipscomb (2/20/18)
<b>Back-to-Back HR:</b>	<b>Hunter Ensley &amp; Jared Dickey vs. Kentucky (3rd Inn.) (5/12/23)</b>
Back-to-Back-to-Back HR:	Luc Lipcius, Jordan Beck & Drew Gilbert vs. Mississippi State (1st inning) (5/19/22)
<b>HR in Three Straight Games:</b>	<b>Christian Moore, April 28 - May 5 (Four Straight)</b>
<b>HR in Four Straight Games:</b>	<b>Christian Moore, April 28 - May 5</b>
Three-Double Game:	Evan Russell at Mississippi State (5/19/22)
Four-Double Game:	Drew Steckenrider vs. Vanderbilt (5/4/12)
Two-Triple Game:	Hunter Rigsby vs. ETSU (4/17/02)
<b>Four-Hit Game:</b>	<b>Hunter Ensley at South Carolina (5/19/23)</b>
Five-Hit Game:	Jorel Ortega at Mississippi State (5/19/22)
Six-Hit Game:	Kris Bennett vs. Georgia (6/11/01)
<b>Four-Run Game:</b>	<b>Maui Ahuna vs. Morehead State (3/10/23)</b>
Five-Run Game:	Maui Ahuna vs. Morehead State (3/10/23)
<b>Four-RBI Game:</b>	<b>Christian Scott at South Carolina (5/20/23)</b>
<b>Five-RBI Game:</b>	<b>Griffin Merritt vs. Kentucky (5/12/23)</b>
<b>Six-RBI Game:</b>	<b>Ryan Miller vs. Bellarmine (4/25/23)</b>
Seven-RBI Game:	Jorel Ortega (8) at Mississippi State (5/19/22)
Eight-RBI Game:	Jorel Ortega at Mississippi State (5/19/22)
Nine-RBI Game:	Trey Lipscomb vs. Iona (2/25/22)
10-RBI Game:	Joe Randa vs. Louisville (4/23/91)
Four Steals:	Jay Charleston vs. Tennessee Tech (5/14/19)
Five Steals:	Jay Charleston vs. Tennessee Tech (5/14/19)
Six Steals:	Clay Greene vs. Middle Tennessee (4/9/97)
Straight Steal of Home:	Will Maddox vs. MTSU (4/30/13)
No-Hitter vs. UT:	LHP Brian Dodd of Arizona State, (3/19/88)
<b>Opposing Player Hit Three HR:</b>	<b>Brian Kalmer of Gonzaga, (3/5/23)</b>

## TEAM

No-Hitter:	Jeffery Terrell vs. Bowling Green State (2/15/02) [W, 5-0]
<b>One-Hitter:</b>	<b>9 pitchers vs. UNC Asheville (3/28/23) [W, 5-0]</b>
<b>Shutout (Team):</b>	<b>at South Carolina (5/19/23) [W, 5-0]</b>
<b>Tennessee Was Shutout:</b>	<b>vs. Texas A&amp;M (5/23/23) [L, 3-0]</b>
Tennessee Was No-Hit:	at Arizona State (3/19/88) [LHP Brian Dodd]
<b>Back-to-Back Shutouts:</b>	<b>vs. UC San Diego &amp; vs. Alabama A&amp;M (2/19/23 &amp; 2/21/23)</b> <b>[Wins of 7-0 &amp; 10-0 (8)]</b>
Three Straight Shutouts:	App State (2/16 & 2/17/19) and Northern Kentucky (2/19/19) [Wins of 2-0, 3-0 & 18-0]
Four Straight Shutouts:	Appalachian State (3x) and Northern Kentucky (2/15/19 - 2/19/19) [Wins of 6-0, 2-0, 3-0 & 18-0]
<b>Walk-Off Win:</b>	<b>Mississippi State (4/27/23) [Griffin Merritt HR in 9th Inn.]</b>
Turned a Triple Play:	Eastern Kentucky (2/22/97) [SS-1B]
Hit into a Triple Play:	vs. Florida (4/6/08) [Jeff Lockwood lined into 2B-SS-1B]
<b>10+ Runs:</b>	<b>12 at South Carolina (5/20/23) [W, 12-1]</b>
<b>15+ Runs:</b>	<b>19 vs. Bellarmine (4/25/23) [W, 19-1]</b>
<b>20+ Runs:</b>	<b>23 vs. Morehead State (3/10/23) [W, 23-4]</b>
<b>10+ Hits:</b>	<b>10 at South Carolina (5/20/23) [W, 12-1]</b>
<b>15+ Hits:</b>	<b>19 vs. Bellarmine (4/25/23) [W, 19-1]</b>
20+ Hits:	25 at Mississippi State (5/21/22) [W, 27-2]
1-0 Win:	at Alabama [DH-2] (4/16/11)
1-0 Loss:	at Vanderbilt (4/28/17)
<b>Extra Innings Win:</b>	<b>Vanderbilt (4/21/23) [4-3 in 12 inn.]</b>
<b>Extra Innings Loss:</b>	<b>Boston College (3/7/23) [7-6 in 10 inn.]</b>
<b>Home Series Won:</b>	<b>Kentucky (5/12/23 - 5/14/23)</b>
<b>Home Series Lost:</b>	<b>Florida (4/6/23 - 4/8/23)</b>
<b>Home Series Sweep:</b>	<b>Mississippi State (4/27/23 - 4/29/23)</b>
Home Series Swept:	Missouri (5/18/17 - 5/20/17)
<b>Away Series Won:</b>	<b>at South Carolina (5/19/23 - 5/20/23)</b>
<b>Away Series Lost:</b>	<b>at Georgia (5/5/23 - 5/7/23)</b>
Away Series Sweep:	at Mississippi State (5/19/22 - 5/21/22)
<b>Away Series Swept:</b>	<b>at #5 Arkansas (4/14/23 - 4/16/23)</b>
Away Tournament Won:	SEC Tournament (4-0), 2022
<b>Beat a Top 25 Team:</b>	<b>at #9 South Carolina (5/20/23) [12-1]</b>
<b>Beat a Top 10 Team:</b>	<b>at #9 South Carolina (5/20/23) [12-1]</b>
<b>Beat a Top 5 Team:</b>	<b>#2 Vanderbilt (4/23/23) [10-5]</b>
<b>Beat a No. 1 Team:</b>	<b>at #1 LSU (4/1/23) [14-7]</b>
<b>Series Win Over a Top 25 Team:</b>	<b>at #9 South Carolina (5/19/23 - 5/20/23)</b>
<b>Series Win Over a Top 10 Team:</b>	<b>at #9 South Carolina (5/19/23 - 5/20/23)</b>
<b>Series Win Over a Top 5 Team:</b>	<b>#2 Vanderbilt (4/21/23 - 4/23/23)</b>
Series Win Over a No. 1 Team:	at #1 Ole Miss (3/25/22 - 3/27/22)
<b>UT Player Ejection:</b>	<b>Christian Moore (Top 7) vs. Vanderbilt (4/22/23)</b>
<b>UT Head Coach Ejection:</b>	<b>Tony Vitello (Top 3) at Missouri (3/19/23) [DH-1]</b>
UT Assistant Coach Ejection:	Frank Anderson (Bot. 5) vs. Notre Dame (6/10/22)

**Bold - Occurred in 2023**

KEY CONTRIBUTORS - POSITION PLAYERS

(Sorted Numerically)



1

**CHRISTIAN MOORE**

So. • INF (2B) • R/R • 6-1 • 210 • Brooklyn, N.Y./Suffield Academy

	GP/GS	AB	R	H	2B	3B	HR	RBI	BB	SO	SB	AVG	OBP	SLG
2023	54/52	180	57	54	9	0	13	40	46	58	15-17	.300	.449	.567
Career	105/81	298	87	90	12	2	23	76	73	96	16-18	.302	.446	.587

Career Highs: AB: 6 R: 4 H: 3 2B: 1 3B: 1 HR: 2 RBI: 5 SB: 3 BB: 3

**Notable**

- Leads team in runs scored, walks and stolen bases
- Leads team with seven HRs and 21 runs scored over the last 20 games
- Has a hit in 13 of his last 14 games with 12 RBIs in that span
- Homered 10 times in just 118 at-bats as a freshman in 2022
- Brother, C.J., was taken in 13th round of 2014 MLB Draft by Arizona



2

**MAUI AHUNA**

*ah-WHO-nah*

Jr. • INF (SS) • L/R • 6-1 • 175 • Hilo, Hawaii/Hilo HS/Kansas

	GP/GS	AB	R	H	2B	3B	HR	RBI	BB	SO	SB	AVG	OBP	SLG
2023	44/43	166	35	52	18	1	7	38	32	60	4-6	.313	.433	.560
Career	147/146	553	110	190	45	8	16	111	88	147	25-32	.344	.443	.541

Career Highs: AB: 6 R: 5 H: 4 2B: 2 3B: 2 HR: 2 RBI: 5 SB: 2 BB: 3

**Notable**

- Recorded a hit in 54 of his last 63 games played dating back to last year
- Has a hit in 15 of last 19 games with 10 multi-hit games in that span
- Batting .333 with 6 runs, 7 doubles, 6 RBIs & 7 walks over last 10 games
- Named a 2022 All-Big 12 First Team selection at Kansas
- Father, Walter, played college baseball at the University of Hawaii at Hilo



8

**CHRISTIAN SCOTT**

Sr. • OF • L/L • 5-10 • 175 • Clarksville, Tenn./Rossvie HS

	GP/GS	AB	R	H	2B	3B	HR	RBI	BB	SO	SB	AVG	OBP	SLG
2023	55/37	119	33	37	6	1	7	31	28	38	10-10	.311	.450	.555
Career	171/65	273	81	76	15	1	11	54	64	76	22-24	.278	.424	.462

Career Highs: AB: 5 R: 3 H: 3 2B: 2 3B: 1 HR: 1 RBI: 4 SB: 2 BB: 2

**Notable**

- Reached base in 12 consecutive games and has a hit in seven straight
- Since April 1, leads team with a .500 OBP and a .367 batting avg
- Tied a career high with 4 RBIs in regular-season finale at S. Carolina (5/20)
- Has played more games in a Tennessee uniform than any player on the team
- Is using his free year of eligibility from 2020 COVID-shortened season



9

**HUNTER ENSLEY**

R-So. • OF • R/R • 6-1 • 200 • Huntingdon, Tenn./Huntingdon HS

	GP/GS	AB	R	H	2B	3B	HR	RBI	BB	SO	SB	AVG	OBP	SLG
2023	55/37	119	33	37	6	1	7	31	28	38	10-10	.311	.450	.555
Career	64/41	175	39	49	8	0	6	26	27	42	6-7	.280	.397	.429

Career Highs: AB: 5 R: 3 H: 4 2B: 1 3B: -- HR: 2 RBI: 4 SB: 2 BB: 2

**Notable**

- Was second on the team with a .318 batting avg and .421 OBP in SEC play
- Set a career high with 4 hits & drove in 3 runs vs. #9 S. Carolina (5/19)
- Hit a 2-run homer in series opener vs. #15 Kentucky (5/12)
- Was a finalist for Tennessee Mr. Football and Mr. Baseball in high school
- Was born in Alaska



10

**GRIFFIN MERRITT**


Gr. • OF • R/R • 6-2 • 223 • Cincinnati, Ohio/La Salle HS/Cincinnati

	GP/GS	AB	R	H	2B	3B	HR	RBI	BB	SO	SB	AVG	OBP	SLG
2023	52/42	157	34	46	10	0	17	43	16	42	2-2	.293	.379	.682
Career	206/182	689	145	196	44	4	51	157	76	206	15-19	.284	.366	.582

Career Highs: AB: 6 R: 3 H: 4 2B: 2 3B: 1 HR: 2 RBI: 6 SB: 1 BB: 4

**Notable**

- Led team with 6 HRs, 14 RBIs & .851 slugging pct over last 15 SEC games
- Tied for eighth nationally among active players in career home runs (51)
- Hit walk-off HRs to beat #2 Vanderbilt (4/21) and Miss. St. (4/27)
- 2022 AAC Player of the Year and CoSIDA Academic All-American
- Brother, Nathan, is a freshman outfielder at Cincinnati this season



17

**JARED DICKEY**

R-So. • OF/C • L/R • 6-2 • 204 • Mount Juliet, Tenn./Friendship Christian School

	GP/GS	AB	R	H	2B	3B	HR	RBI	BB	SO	SB	AVG	OBP	SLG
2023	54/52	204	52	70	6	3	12	46	19	28	7-10	.343	.411	.578
Career	94/77	304	81	108	14	4	19	65	39	40	10-14	.355	.437	.615

Career Highs: AB: 6 R: 4 H: 3 2B: 2 3B: 1 HR: 2 RBI: 4 SB: 2 BB: 2

**Notable**

- All-SEC Second Team selection as an outfielder
- Ranked third in the SEC with a .369 batting avg & 41 hits during league play
- Leads team with 21 multi-hit games this season
- Has recorded multiple hits in 10 of his last 16 games played
- Has lost over 60 pounds since joining the program in 2021



21

**KAVARES TEARS**

*kuh-VAHR-es TIERS*


R-Fr. • OF • L/L • 6-0 • 205 • Lewisburg, Tenn./Columbia Academy

	GP/GS	AB	R	H	2B	3B	HR	RBI	BB	SO	SB	AVG	OBP	SLG
2023	27/14	54	12	17	6	0	2	11	7	17	0-1	.315	.391	.537
Career	27/14	54	12	17	6	0	2	11	7	17	0-1	.315	.391	.537

Career Highs: AB: 5 R: 2 H: 3 2B: 1 3B: -- HR: 1 RBI: 3 SB: -- BB: 1

**Notable**

- Returned from injury vs. Austin Peay (5/9) after missing nine games
- Recorded a hit in five of his last seven SEC games
- Two-time Tennessee Mr. Baseball finalist (2019 & 2021)
- Related to three-time Super Bowl Champion linebacker Dont'a Hightower and former Minnesota Twins and Chicago Cubs INF Jason Maxwell



25

**BLAKE BURKE**

So. • INF (1B) • R/R • 6-3 • 240 • Brentwood, Calif./De La Salle HS

	GP/GS	AB	R	H	2B	3B	HR	RBI	BB	SO	SB	AVG	OBP	SLG
2023	56/56	209	45	60	4	3	15	40	25	41	4-5	.287	.384	.550
Career	101/78	304	75	91	7	4	29	72	44	78	6-8	.299	.411	.635

Career Highs: AB: 6 R: 3 H: 3 2B: 1 3B: 1 HR: 2 RBI: 5 SB: 1 BB: 3

**Notable**

- Ranks second on the team with 18 multi-hit games
- Ranks second on the team with 15 home runs
- Hit a 3-run HR & tied career highs with 3 hits & 3 runs vs. Miss. St. (4/28)
- Named to SEC All-Freshman Team and a Freshman All-American in 2022
- High school All-American out of prep power De La Salle High School



30

**CAL STARK**


Jr. • C • R/R • 6-1 • 204 • Knoxville, Tenn./Farragut HS/Weatherford College (TX)

	GP/GS	AB	R	H	2B	3B	HR	RBI	BB	SO	SB	AVG	OBP	SLG
2023	44/34	89	15	18	4	0	5	17	18	38	0-0	.202	.378	.416
Career	44/34	89	15	18	4	0	5	17	18	38	0-0	.202	.378	.416

Career Highs: AB: 4 R: 2 H: 2 2B: 1 3B: -- HR: 1 RBI: 2 SB: -- BB: 2

**Notable**

- UT's starting catcher in each of the last 18 SEC games
- Hit fifth home run of the year in series finale at #9 S. Carolina (5/20)
- Named to NJCAA All-Region 5 first team & All-Conference first team in 2022
- Played at state power Farragut High School & was on the 2019 State Championship team that finished the season ranked No. 5 in the nation



44

**ZANE DENTON**

Sr. • INF (3B) • S/R • 6-1 • 200 • Brentwood, Tenn./Ravenwood HS/Alabama

	GP/GS	AB	R	H	2B	3B	HR	RBI	BB	SO	SB	AVG	OBP	SLG
2023	57/56	179	38	50	9	3	12	50	41	52	1-2	.279	.415	.564
Career	186/183	673	118	188	34	4	35	147	101	182	3-6	.279	.378	.498

Career Highs: AB: 5 R: 3 H: 4 2B: 1 3B: 1 HR: 2 RBI: 6 SB: 1 BB: 5

**Notable**

- Nine of his 26 hits in SEC play were home runs
- His 30 RBIs in SEC play were seven more than the next closest on the team
- Recorded a hit in 12 of his last 15 SEC games
- Led Alabama with 13 home runs and 48 RBIs in 2022
- Hit a grand slam in the 2013 Little League World Series



46

**DYLAN DREILING**

*DRY-ling*

Fr. • OF • L/L • 5-11 • 197 • Hays, Kan./Hays HS

	GP/GS	AB	R	H	2B	3B	HR	RBI	BB	SO	SB	AVG	OBP	SLG
2023	46/24	92	20	28	6	2	7	20	23	19	1-1	.304	.440	.641
Career	46/24	92	20	28	6	2	7	20	23	19	1-1	.304	.440	.641

Career Highs: AB: 6 R: 2 H: 2 2B: 2 3B: 1 HR: 1 RBI: 3 SB: 1 BB: 2

**Notable**

- Is 8-for-15 as a pinch hitter with two doubles, a triple, a HR and 5 RBIs
- Leads the team with a 1.081 OPS
- Hit seventh HR of the year in series-opening win at #9 S. Carolina (5/19)
- Hit game-tying HR with two outs in bot. of the 9th vs. #2 Vanderbilt (4/21)
- The oldest of four children (two brothers & one sister)

**OTHER POTENTIAL CONTRIBUTORS**

4 Jake Kendro - Fr. • INF

GP/GS: 24/7, AB: 32, R: 6, H: 7, 2B: 4, HR: 1, RBI: 6, BB: 4, SO: 14, SB: 0-0, Avg: .219, OBP: .306, SLG: .438

5 Austen Jaslove - R-So. • INF

GP/GS: 23/12, AB: 37, R: 8, H: 7, 2B: 2, RBI: 8, BB: 4, SO: 6, SB: 1-1, Avg: .189, OBP: .268, SLG: .243

6 Kyle Booker - Jr. • OF

GP/GS: 28/12, AB: 55, R: 9, H: 13, 2B: 3, HR: 1, RBI: 4, BB: 6, SO: 23, SB: 2-2, Avg: .236, OBP: .323, SLG: .345

**OTHER POTENTIAL CONTRIBUTORS**

7 Logan Chambers - Jr. • UTIL

GP/GS: 19/6, AB: 25, R: 9, H: 6, 3B: 1, HR: 1, RBI: 3, BB: 9, SO: 5, SB: 0-0, Avg: .240, OBP: .441, SLG: .440

13 Reese Chapman - Fr. • OF

GP/GS: 15/2, AB: 19, R: 7, H: 5, HR: 2, RBI: 7, BB: 3, SO: 3, SB: 1-1, Avg: .263, OBP: .417, SLG: .579

14 Charlie Taylor - R-So. • C

GP/GS: 40/21, AB: 68, R: 16, H: 16, 2B: 5, 3B: 1, HR: 3, RBI: 13, BB: 12, SO: 14, SB: 1-2, Avg: .235, OBP: .350, SLG: .471



KEY CONTRIBUTORS - RELIEF PITCHERS

(Sorted Numerically | RHP noted in orange numbers | LHP noted in black numbers)



16

CAMDEN SEWELL

sue-uhl

Gr. • RHP • 6-4 • 175 • Cleveland, Tenn./Cleveland HS

	APP/GS	W-L	ERA	WHIP	SV	IP	H	R	ER	BB	SO	HBP	WP	B/AVG
2023	11/0	4-0	4.50	1.25	0	20.0	15	10	10	10	23	8	0	.214
Career	81/10	19-3	2.76	1.03	4	169.1	118	57	52	56	159	23	8	.198

Career Bests: IP: 6.0 R: 0 ER: 0 H: 0 SO: 7 BB: 0

Notable

- Has not allowed a run in six of his 11 appearances
- Struck out three and allowed just one hit in 3.0 IP vs. Texas A&M (5/23)
- Ranks 20th nationally among active pitchers with a 2.76 career ERA
- Tabbed a 2023 second team preseason All-SEC & All-America selection
- SEC graduate with a bachelor's degree in Recreation & Sport Management



19

SETH HALVORSEN

R-Jr. • RHP • 6-2 • 225 • Plymouth, Minn./Heritage Christian Academy/Missouri

	APP/GS	W-L	ERA	WHIP	SV	IP	H	R	ER	BB	SO	HBP	WP	B/AVG
2023	21/1	2-3	4.01	1.15	2	42.2	36	27	19	13	44	4	1	.220
Career	39/15	6-5	5.18	1.51	2	120.0	105	83	69	76	116	20	9	.235

Career Bests: IP: 8.0 R: 0 ER: 0 H: 0 SO: 10 BB: 0

Notable

- Made first start of the season in SECT vs. Texas A&M (5/23), allowing just three hits while tying a season high with six strikeouts in 4.0 innings
- Set season highs in innings pitched (4.1) & strikeouts (6) vs. UK (5/14)
- Former Friday night starter at Missouri in 2021
- Two-time MLB Draft selection ('21-Rd 19 by Phillies | '18-Rd 30 by Twins)



20

BRYCE JENKINS

Jr. • RHP • 5-11 • 175 • Knoxville, Tenn./Hardin Valley Academy/Cleveland State CC (TN)

	APP/GS	W-L	ERA	WHIP	SV	IP	H	R	ER	BB	SO	HBP	WP	B/AVG
2023	18/0	1-0	5.51	1.22	0	16.1	13	11	10	7	24	0	0	.213
Career	18/0	1-0	5.51	1.22	0	16.1	13	11	10	7	24	0	0	.213

Career Bests: IP: 2.0 R: 0 ER: 0 H: 0 SO: 5 BB: 0

Notable

- Has held opponent scoreless in 14 of his 18 appearances this season
- Had a career high five strikeouts (all in a row) in 2.0 IP vs. #2 Florida (4/7)
- Spent three seasons at Cleveland State CC, compiling a 11-9 record over 27 appearances (26 starts)
- Local product who grew up in Knoxville cheering for Tennessee



23

CHASE BURNS


So. • RHP • 6-4 • 195 • Gallatin, Tenn./Beech Senior HS

	APP/GS	W-L	ERA	WHIP	SV	IP	H	R	ER	BB	SO	HBP	WP	B/AVG
2022*	14/8	4-3	5.30	1.23	1	56.0	52	36	33	17	92	3	6	.240
Career	31/22	12-5	3.89	1.17	1	136.1	117	67	59	42	195	6	11	.226

Career Bests: IP: 7.0 R: 0 ER: 0 H: 0 SO: 13 BB: 0

Notable

- Struck out five over 2.2 shutout innings to earn first-career save vs. UK (5/13)
- Is 2-0 with a save and a 3.07 ERA and 23 Ks in 14.2 innings as a reliever
- Ranks second nationally in strikeouts per nine innings (14.8)
- Earned National Freshman of the Year honors from multiple outlets in 2022
- His father, David, played college football at D-II North Greenville College



28

AARON COMBS

R-So. • RHP • 6-3 • 190 • Sarasota, Fla./IMG Academy/College of Central Florida

	APP/GS	W-L	ERA	WHIP	SV	IP	H	R	ER	BB	SO	HBP	WP	B/AVG
2023	22/0	4-0	2.75	1.07	0	19.2	14	6	6	7	36	5	2	.197
Career	22/0	4-0	2.75	1.07	0	19.2	14	6	6	7	36	5	2	.197

Career Bests: IP: 1.2 R: 0 ER: 0 H: 0 SO: 4 BB: 0

Notable

- Has not allowed a run in 18 of his 22 appearances this season
- Allowed just 10 hits over last 13.0 innings with 23 strikeouts in that span
- Struck out the final two batters of the game to preserve the shutout in series-opening win over #9 South Carolina (5/19)
- Tabbed a 2022 All-Mid-Florida Conference First Team Selection



33

AJ RUSSELL

Fr. • RHP • 6-6 • 195 • Franklin, Tenn./Franklin HS

	APP/GS	W-L	ERA	WHIP	SV	IP	H	R	ER	BB	SO	HBP	WP	B/AVG
2023	21/1	2-0	0.98	0.58	0	27.2	9	4	3	7	45	0	0	.103
Career	21/1	2-0	0.98	0.58	0	27.2	9	4	3	7	45	0	0	.103

Career Bests: IP: 3.1 R: 0 ER: 0 H: 0 SO: 5 BB: 0

Notable

- Has recorded multiple strikeouts in 15 of 21 appearances this season
- Allowed just five hits and one run in 10.0 innings during SEC play
- Leads team in ERA (0.98), WHIP (0.58) and BAA (.103) \*min. 25 IP
- Set or tied career highs in innings pitched (3.1) & Ks (5) at Georgia (5/7)
- Played three sports and was also a member of the band in high school



34

HOLLIS FANNING

Jr. • RHP • 6-8 • 230 • Tullahoma, Tenn./Tullahoma HS

	APP/GS	W-L	ERA	WHIP	SV	IP	H	R	ER	BB	SO	HBP	WP	B/AVG
2023	13/1	0-0	0.69	1.00	0	13.0	10	1	1	3	24	1	2	.217
Career	22/1	0-0	1.89	1.37	0	19.0	22	6	4	4	29	2	2	.297

Career Bests: IP: 3.0 R: 0 ER: 0 H: 0 SO: 7 BB: 0

Notable

- Emerged as a viable bullpen arm in recent weeks
- Set career highs in innings pitched (3.0) and strikeouts (7) in midweek win vs. Belmont (5/16), retiring eighth straight batters at one point
- Has not allowed a run in 12 of his 13 appearances this season
- Is blind in his left eye



35

KIRBY CONNELL

con-NELL

Sr. • LHP • 5-11 • 210 • Johnson City, Tenn./Blacksburg HS (SC)

	APP/GS	W-L	ERA	WHIP	SV	IP	H	R	ER	BB	SO	HBP	WP	B/AVG
2023	30/0	1-0	3.86	0.87	0	14.0	10	7	6	3	17	0	0	.192
Career	90/0	6-1	2.80	0.99	2	99.2	86	41	31	13	99	5	1	.229

Career Bests: IP: 4.2 R: 0 ER: 0 H: 0 SO: 5 BB: 0

Notable

- Leads team and is tied for 22nd nationally 30 appearances this season
- Has not allowed a run in 15 of last 18 appearances while giving up just 5 hits
- Has not thrown more than one inning in any appearance this season
- Was 4-0 with a 1.66 ERA in 30 relief appearances in 2022
- Nicknames: "The Stache" and "Vollie Fingers"



40

ZACH JOYCE


Jr. • RHP • 6-4 • 225 • Knoxville, Tenn./Farragut HS/Walters State CC (TN)

	APP/GS	W-L	ERA	WHIP	SV	IP	H	R	ER	BB	SO	HBP	WP	B/AVG
2023	13/0	1-0	4.35	1.06	0	10.1	9	5	5	2	17	1	3	.231
Career	13/0	1-0	4.35	1.06	0	10.1	9	5	5	2	17	1	3	.231

Career Bests: IP: 1.1 R: 0 ER: 0 H: 0 SO: 3 BB: 0

Notable

- Returned from injury to make his first appearance since April 18 in midweek win vs. Belmont (5/16), earning his first career win in the game
- Stepped away from baseball the past two years to focus on his mental health
- Twin brother of VFL Ben Joyce, who recorded the fastest pitch in college baseball history last season (105.5 mph) before being drafted by LA Angels



42

JAKE FITZGIBBONS


R-So. • LHP • 5-11 • 175 • Mount Juliet, Tenn./Mount Juliet HS

	APP/GS	W-L	ERA	WHIP	SV	IP	H	R	ER	BB	SO	HBP	WP	B/AVG
2023	17/0	2-0	3.75	1.17	0	12.0	4	5	5	10	20	0	2	.105
Career	30/4	3-0	5.20	1.59	0	27.2	19	21	16	25	36	0	6	.190

Career Bests: IP: 3.1 R: 0 ER: 0 H: 0 SO: 4 BB: 0

Notable

- Has not allowed a hit or run in 13 of his last 15 appearances
- Struck out the side in the ninth inning vs. #2 Florida (4/7)
- Has yet to allow a hit this season to a left-handed hitter (0-for-14)
- Has held opponents to a .105 batting average this season
- Enjoys duck hunting in his spare time



48

ZANDER SECHRIST

SEE-crist

Jr. • LHP • 6-2 • 192 • Buford, Ga./Flowerly Branch HS

	APP/GS	W-L	ERA	WHIP	SV	IP	H	R	ER	BB	SO	HBP	WP	B/AVG
2023	22/12	0-1	2.08	1.02	0	30.1	27	7	7	4	32	1	0	.239
Career	47/23	6-1	1.96	0.90	0	82.2	62	19	18	12	89	3	0	.210

Career Bests: IP: 5.1 R: 0 ER: 0 H: 0 SO: 7 BB: 0

Notable

- Was Vols' primary midweek starter but serves as a reliever on the weekends
- Ranks fifth nationally among active pitchers with a 1.96 career ERA
- Retired both batters he faced in SEC Tournament vs. Texas A&M (5/23)
- Went 4-0 with a 1.67 ERA in 17 appearances (11 starts) last season
- Chews multiple pieces of bubble gum during every game

OTHER POTENTIAL CONTRIBUTORS

26 Wyatt Evans - So. • LHP

Redshirting this season due to injury

36 Andrew Behnke - Fr. • LHP

APP/GS: 6/0, W-L: 0-0, ERA: 0.00, WHIP: 1.06, SV: 0, IP: 5.2, H: 2, R: 0, ER: 0, BB: 4, SO: 10, HBP: 0, B/AVG: .100

OTHER POTENTIAL CONTRIBUTORS

43 JJ Garcia - Fr. • RHP

APP/GS: 4/0, W-L: 0-0, ERA: 5.79, WHIP: 1.93, SV: 0, IP: 4.2, H: 8, R: 4, ER: 3, BB: 1, SO: 7, HBP: 0, B/AVG: .381



POTENTIAL STARTER



29

ANDREW LINDSEY

Jr. | RHP | 6-3 | 216 | New Johnsonville, Tenn. (Charlotte)

CAREER STATS

Season	W-L	GP-GS	CG	SHO	IP	H	R	ER	HR	BB	K	SV	WHIP	BAA	ERA
2021*	6-2	20-12	0	0-0	81.0	90	47	44	5	29	76	0	1.47	.284	4.89
2023	2-2	18-6	0	0-4	56.2	44	22	16	5	16	54	0	1.06	.211	2.54
<b>TOTALS</b>	<b>8-4</b>	<b>38-18</b>	<b>0</b>	<b>0-4</b>	<b>137.2</b>	<b>134</b>	<b>69</b>	<b>60</b>	<b>10</b>	<b>45</b>	<b>130</b>	<b>0</b>	<b>1.30</b>	<b>.255</b>	<b>3.92</b>

\* at Charlotte

SEASON BESTS

**Innings (Starter)** ..... 8.1 at South Carolina (5/19)  
**Innings (Reliever)** ..... 4.2 at LSU (3/31)  
**Runs Allowed** ..... 0 (8x), last at South Carolina (5/19)  
**ER Allowed** ..... 0 (9x), last at South Carolina (5/19)  
**Strikeouts** ..... 10 vs. Vanderbilt (4/21)  
**Walks** ..... 0 (8x), last at South Carolina (5/19)  
**Hits Allowed** ..... 0 (6x), last vs. Florida (4/7)

CAREER BESTS

**Innings (Starter)** ..... 8.1 at South Carolina (5/19/23)  
**Innings (Reliever)** ..... 4.2 at LSU (3/31/23)  
**Runs Allowed** ... 0 (12x), last at South Carolina (5/19/23)  
**ER Allowed** ..... 0 (13x), last at South Carolina (5/19/23)  
**Strikeouts** ..... 10 vs. Vanderbilt (4/21/23)  
**Walks** ..... 0 (19x), last at South Carolina (5/19/23)  
**Hits Allowed** ..... 0 (6x), last vs. Florida (4/7/23)

2023 GAME-BY-GAME STATS

Date	Opponent	GS	IP	H	R	ER	BB	SO	2B	3B	HR	WP	BK	HBP	IBB	Score	W-L	Sv	ERA	NP
Feb 18	at Grand Canyon		3.0	3	2	0	3	1	1	0	0	1	0	0	1	3-4	0-1	0	0.00	43
Feb 26	DAYTON		1.0	0	0	0	0	0	0	0	0	0	0	0	0	6-0	0-1	0	0.00	7
Mar 01	CHARLESTON SOUT		1.0	0	0	0	0	3	0	0	0	0	0	0	0	8-2	0-1	0	0.00	17
Mar 05	GONZAGA		1.1	1	1	1	0	1	0	0	1	0	0	0	0	17-9	0-1	0	1.42	12
Mar 07	BOSTON COLLEGE		2.0	1	0	0	1	3	0	0	0	0	0	0	0	6-7	0-1	0	1.08	35
Mar 11	MOREHEAD STATE-1		1.2	0	0	0	0	1	0	0	0	0	0	0	0	6-0	0-1	0	0.90	19
Mar 17	at Missouri		1.2	1	3	2	0	2	0	0	0	0	0	2	0	1-9	0-1	0	2.31	20
Mar 21	WESTERN CAROLINA		1.0	0	0	0	1	3	0	0	0	0	0	0	0	7-0	0-1	0	2.13	22
Mar 25	TEXAS A&M		2.1	0	0	0	1	4	0	0	0	0	0	1	0	8-7	0-1	0	1.80	35
Mar 26	TEXAS A&M		1.0	1	1	1	1	3	0	0	0	0	0	0	0	9-6	0-1	0	2.25	22
Mar 31	at LSU		4.2	5	1	1	1	3	2	0	0	0	0	1	0	4-6	0-1	0	2.18	64
Apr 07	FLORIDA		1.2	0	0	0	0	2	0	0	0	0	0	0	0	3-9	0-1	0	2.01	20
Apr 14	at Arkansas	*	3.0	4	4	2	0	5	0	0	1	0	0	0	0	2-5	0-2	0	2.49	58
Apr 21	VANDERBILT	*	6.2	6	3	3	2	10	1	0	0	0	0	1	1	4-3	0-2	0	2.81	77
Apr 27	MISSISSIPPI STATE	*	5.2	7	3	3	2	3	1	0	1	1	0	0	0	8-7	0-2	0	3.11	92
May 05	at Georgia	*	4.0	6	1	1	2	1	0	0	1	0	0	0	0	12-3	0-2	0	3.02	62
May 12	KENTUCKY	*	6.2	6	3	2	2	4	2	0	1	0	0	0	0	10-6	1-2	0	2.98	103
May 19	at South Carolina	*	8.1	3	0	0	0	5	0	0	0	0	0	0	0	5-0	2-2	0	2.54	103
<b>Totals</b>		<b>6</b>	<b>56.2</b>	<b>44</b>	<b>22</b>	<b>16</b>	<b>16</b>	<b>54</b>	<b>7</b>	<b>0</b>	<b>5</b>	<b>2</b>	<b>0</b>	<b>5</b>	<b>2</b>	<b>119-83</b>	<b>2-2</b>	<b>0</b>	<b>2.54</b>	<b>-</b>

BIO INFORMATION

CAREER HONORS

- SEC Pitcher of the Week -- 5/22/23
- NCBWA Dick Howser Trophy Player of the Week -- 5/23/23

2023 - JUNIOR

- Magnificent at #9 South Carolina (5/19) on Friday night, going 8.1 innings on just 103 pitches, striking out five, allowing just three hits and no walks while retiring the last 17 batters he faced in the road start
- Earned his first win at Tennessee against #15 Kentucky (5/12), firing 6.2 innings, conceding just two earned runs and striking out four Friday night
- Gave the Vols four innings in a 12-3 rout of Georgia (5/5) on the road, allowing just one hit and one run for the Bulldogs
- Turned in another solid outing of 5.2 innings on Thursday night against Mississippi State (4/27), allowing three runs and leaving with no decision
- Superb in his first home start as a Vol, tossing 6.2 innings on just 77 pitches and striking out 10 against #2 Vanderbilt (4/21) while allowing just three runs
- Made his first start at Tennessee on the road at #5 Arkansas (4/14), throwing three innings and striking out five
- Tossed five perfect outs against #2 Florida (4/7), striking out a pair of Gators
- Came out of the bullpen and gave the Vols 4.2 solid innings at #1 LSU (3/31), allowing only one run and posting three strikeouts
- Tossed 2.1 shutout innings striking out four batters and allowing no hits against #12 Texas A&M (3/25)
- Closed out a shutout, 7-0, victory for the Vols over Western Carolina (3/21)
- Contributed to Tennessee's shutout of Morehead State (3/11), supplying 1.2 innings and allowing no base runners while striking out one
- Came out of the bullpen and gave the Vols two solid high-leverage innings against Boston College (3/7)
- Struck out the side against Charleston Southern (3/1) in one inning of work

NOTABLE

- Joined the Vols after taking a year off from baseball in 2022
- Started his collegiate career in the Junior College ranks, playing at Walters State before spending the 2021 season at Charlotte
- Was the high school Pitcher of the Year in 2017 and 2018

PERSONAL

- Born on Nov. 15, 1999 and is majoring in communication studies

POTENTIAL STARTER



11

CHASE DOLLANDER

Jr. | RHP | 6-2 | 200 | Evans, Ga. (Georgia Southern)

CAREER STATS

Season	W-L	GP-GS	CG	SHO	IP	H	R	ER	HR	BB	K	SV	WHIP	BAA	ERA
2021	4-3	12-11	0	0-0	49.0	49	32	22	3	28	64	0	1.57	.262	4.04
2022	10-0	16-14	0	0-1	79.0	50	25	21	7	13	108	0	0.80	.175	2.39
2023	6-6	14-14	1	0-0	73.2	65	37	35	12	25	107	0	1.22	.232	4.28
at UT	16-6	30-28	1	0-1	152.2	115	62	56	19	38	215	0	1.00	.203	3.30
TOTALS	20-9	42-39	1	0-1	201.2	164	94	78	22	66	279	0	1.14	.219	3.48

SEASON BESTS

Innings (Starter) ..... 7.0 vs. Vanderbilt (4/21)  
 Innings (Reliever) .....  
 Runs Allowed ..... 0 vs. Gonzaga (3/3)  
 ER Allowed ..... 0 vs. Gonzaga (3/3)  
 Strikeouts ..... 13 at South Carolina (5/20)  
 Walks ..... 0 (2x), last at South Carolina (5/20)  
 Hits Allowed ..... 2 (2x), last at South Carolina (5/20)

CAREER BESTS

Innings (Starter) ..... 8.0 at Vanderbilt (4/2/22)  
 Innings (Reliever) ..... 4.0 at Kentucky (5/6/22)  
 Runs Allowed ..... 0 (6x), last vs. Gonzaga (3/3/23)  
 ER Allowed ..... 0 (5x), last vs. Gonzaga (3/3/23)  
 Strikeouts ..... 13 (2x), last at South Carolina (5/20/23)  
 Walks ..... 0 (7x), last at South Carolina (5/20/23)  
 Hits Allowed ..... 0 at Mississippi State (5/19/22)

2023 GAME-BY-GAME STATS

Date	Opponent	GS	IP	H	R	ER	BB	SO	2B	3B	HR	WP	BK	HBP	IBB	Score	W-L	Sv	ERA	NP
Feb 17	vs Arizona	*	4.2	3	2	2	1	7	0	0	1	0	0	1	0	1-3	0-1	0	3.86	81
Feb 24	DAYTON	*	5.2	5	2	2	1	12	1	0	1	0	0	1	0	12-2	1-1	0	3.48	95
Mar 03	GONZAGA	*	6.0	6	0	0	0	11	0	0	0	0	0	1	0	8-2	2-1	0	2.20	95
Mar 10	MOREHEAD STATE	*	5.2	3	2	2	3	11	0	0	1	0	0	0	0	23-4	3-1	0	2.45	94
Mar 17	at Missouri	*	5.2	9	6	6	1	4	5	1	0	0	0	0	0	1-9	3-2	0	3.90	77
Mar 24	TEXAS A&M	*	6.2	3	3	3	2	8	0	1	0	0	1	1	0	10-4	4-2	0	3.93	103
Mar 30	at LSU	*	4.2	4	2	2	3	3	2	0	1	0	0	1	0	2-5	4-2	0	3.92	89
Apr 06	FLORIDA	*	4.0	4	4	3	3	7	1	0	1	0	0	0	0	1-6	4-3	0	4.19	93
Apr 15	at Arkansas	*	4.1	2	3	2	2	8	0	0	1	0	0	0	0	3-6	4-4	0	4.18	93
Apr 22	VANDERBILT	*	7.0	6	1	1	3	9	3	0	1	0	0	0	0	17-1	5-4	0	3.81	105
Apr 28	MISSISSIPPI STATE	*	3.0	5	4	4	2	2	0	0	2	0	0	0	0	12-8	5-4	0	4.24	63
May 06	at Georgia	*	6.0	8	3	3	2	6	1	0	1	1	0	0	0	1-3	5-5	0	4.26	105
May 13	KENTUCKY	*	5.0	5	3	3	2	6	2	0	1	0	0	0	0	10-7	6-5	0	4.35	103
May 20	at South Carolina-1	*	5.1	2	2	2	0	13	0	0	1	0	0	1	0	1-6	6-6	0	4.28	82
Totals		14	73.2	65	37	35	25	107	15	2	12	1	1	6	0	102-66	6-6	0	4.28	-

BIO INFORMATION

CAREER HONORS

- 2023 CSC Academic All-District Team
- 2023 Golden Spikes Award Midseason Watch List
- 2023 Perfect Game Preseason Pitcher of the Year
- 2023 Preseason All-America 1st Team -- DIB, BA, NCBWA, CBN, PG
- 2022 All-America 1st Team -- DIB, ABCA, NCBWA, CBN, PG
- 2022 All-America 2nd Team -- BA

- 2022 SEC Pitcher of the Year
- 2022 All-SEC -- 1st Team
- 2022 SEC Tournament All-Tournament Team
- 2022 USA Baseball Collegiate National Team Invitee
- 2022 NCBWA Dick Howser Trophy Semifinalist
- SEC Pitcher of the Week -- May 23, 2022, March 28, 2022
- 2021 Perfect Game Freshman All-American -- 1st Team

2023 - JUNIOR

- Season Strikeouts: 107 (3rd in SEC) | Season K/9: 13.1 (4th in SEC)
- Racked up massive strikeout numbers at #9 South Carolina (5/20), tying a career high with 13 Ks in 5.1 innings of work and allowing just two hits and no walks
- Earned a win against #15 Kentucky (5/13), striking out six Wildcats across five innings and allowing three runs
- Logged a quality start at Georgia (5/6), allowing three runs in six innings of work and striking out six batters
- Tossed a complete game for the first time in his career, firing seven innings vs. #2 Vanderbilt (4/22) while striking out nine and allowing just one run
- Tallied eight strikeouts and allowed just two hits in 4.2 innings at #5 Arkansas (4/15), retiring 11 straight batters at one point
- Battled toe-to-toe with LSU ace Paul Skenes but didn't factor into the decision at #1 LSU (3/30) as he allowed two runs in 4.2 innings and gave up just four hits while striking out three batters.
- Turned in a quality start in the SEC home opener, going 6.2 innings, striking out eight and allowing three runs in a win over #12 Texas A&M (3/24).
- Gave Tennessee 5.2 innings and struck out 11 against Morehead State (3/10), his third-consecutive game with double-digit punchouts.
- Continued to deal against Gonzaga (3/3), allowing no runs and striking out 11 hitters across six innings in the victory.
- Mowed down the Flyers in his 2023 home debut, striking out 12 in 5.2 innings against Dayton (2/24) and earning his first victory of the year.
- Tossed 4.2 strong innings on Opening Day against Arizona (2/17) in Scottsdale at the MLB Desert Invitational, allowing just three hits. He struck out seven, but was charged with the loss, his first in a Tennessee uniform.

NOTABLE

- Projected to be taken No. 6 overall by Oakland, according to Jim Callis, and No. 9 overall by Colorado, according to Jonathan Mayo
- MLB.com Scouting Grades: Fastball: 70 | Curveball: 50 | Slider: 60 | Changeup: 55 | Control: 55 | Overall: 60

PERSONAL

- Full Name is Tyler Chase Dollander. Born on Oct. 26, 2001
- Son of Sandra Wall and Brian Dollander. Stepson of David Wall
- Has two older brothers, Hunter Dollander and Drew Wall, and one younger brother, Trevor Dollander
- His brother Hunter played baseball for Georgia Gwinnett College

POTENTIAL STARTER



32

DREW BEAM

So. | RHP | 6-4 | 208 | Murfreesboro, Tenn. (Blackman HS)

CAREER STATS

Season	W-L	GP-GS	CG	SHO	IP	H	R	ER	HR	BB	K	SV	WHIP	BAA	ERA
2022	8-1	16-15	1	1-3	76.0	50	26	23	8	21	62	0	0.93	.186	2.72
2023	7-4	14-14	1	0-2	66.2	71	45	31	11	20	62	0	1.37	.272	4.18
<b>TOTALS</b>	<b>15-5</b>	<b>30-29</b>	<b>2</b>	<b>1-5</b>	<b>142.2</b>	<b>121</b>	<b>71</b>	<b>54</b>	<b>19</b>	<b>41</b>	<b>124</b>	<b>0</b>	<b>1.14</b>	<b>.228</b>	<b>3.41</b>

SEASON BESTS

**Innings (Starter)** .... 7.0 (2x), last vs. Mississippi St. (4/29)  
**Innings (Reliever)** .....  
**Runs Allowed** ..... 0 (2x), last vs. Dayton (2/26)  
**ER Allowed** ..... 0 (2x), last vs. Dayton (2/26)  
**Strikeouts** ..... 10 vs. Florida (4/8)  
**Walks** ..... 0 (3x), last at LSU (4/1)  
**Hits Allowed** ..... 1 vs. Dayton (2/26)

CAREER BESTS

**Innings (Starter)** ..... 9.0 at Vanderbilt (4/3/22)  
**Innings (Reliever)** ..... 0.1 vs. Georgia (5/14/22)  
**Runs Allowed** ..... 0 (8x), last vs. Dayton (2/26/23)  
**ER Allowed** ..... 0 (8x), last vs. Dayton (2/26/23)  
**Strikeouts** ..... 10 (2x), last vs. Florida (4/1/23)  
**Walks** ..... 0 (9x), last at LSU (4/1)  
**Hits Allowed** ..... 1 (4x), last vs. Dayton (2/26/23)

2023 GAME-BY-GAME STATS

Date	Opponent	GS	IP	H	R	ER	BB	SO	2B	3B	HR	WP	BK	HBP	IBB	Score	W-L	Sv	ERA	NP
Feb 19	vs UC San Diego	*	6.0	3	0	0	0	6	0	0	0	0	0	0	0	7-0	1-0	0	0.00	86
Feb 26	DAYTON	*	5.1	1	0	0	3	4	0	0	0	0	0	0	0	6-0	2-0	0	0.00	75
Mar 05	GONZAGA	*	4.0	7	4	3	1	3	2	0	0	0	0	0	0	17-9	2-0	0	1.76	85
Mar 11	MOREHEAD STATE-2	*	5.2	6	3	3	1	9	1	0	1	0	0	0	0	6-3	3-0	0	2.57	75
Mar 19	at Missouri-2	*	3.0	3	4	0	3	3	1	0	0	0	0	0	0	1-7	3-1	0	2.25	64
Mar 26	TEXAS A&M	*	4.1	6	3	2	0	2	1	0	1	2	0	0	0	9-6	3-1	0	2.54	66
Apr 01	at LSU	*	4.0	8	6	1	0	4	2	0	0	0	0	1	0	14-7	3-1	0	2.51	80
Apr 08	FLORIDA	*	7.0	4	2	2	1	10	1	0	1	1	0	0	0	14-2	4-1	0	2.52	99
Apr 16	at Arkansas	*	1.2	4	6	6	4	2	0	1	0	0	0	1	0	2-7	4-2	0	3.73	62
Apr 23	VANDERBILT	*	6.2	6	2	1	2	3	0	0	0	0	0	0	0	10-5	5-2	0	3.40	101
Apr 29	MISSISSIPPI STATE	*	7.0	3	2	1	1	7	0	1	1	0	0	0	0	13-2	6-2	0	3.13	98
May 07	at Georgia	*	4.1	10	8	7	1	5	1	0	4	0	0	0	0	4-9	6-3	0	3.97	81
May 14	KENTUCKY	*	1.2	5	4	4	1	0	1	0	2	0	0	0	0	0-10	6-4	0	4.45	43
May 20	at South Carolina-2	*	6.0	5	1	1	2	4	1	0	1	0	0	0	0	12-1	7-4	0	4.18	75
Totals		14	66.2	71	45	31	20	62	11	2	11	3	0	2	0	115-68	7-4	0	4.18	

BIO INFORMATION

CAREER HONORS

- SEC Co-Pitcher of the Week -- May 1, 2023
- 2023 Golden Spikes Award Preseason Watch List
- 2023 Preseason All-America 1st Team -- NCBWA
- 2023 Preseason All-America 2nd Team -- CBN, PG
- 2023 Preseason All-America 3rd Team -- D1B
- 2023 Preseason All-SEC - 1st Team (SP)
- 2022 D1Baseball.com National Freshman of the Year
- 2022 NCBWA Freshman Pitcher of the Year
- 2022 Collegiate Baseball Co-Freshman National Player of the Year
- 2022 All-America 1st Team -- NCBWA
- 2022 All-America 3rd Team -- D1Baseball.com, ABCA/Rawlings, Collegiate Baseball
- 2022 Freshman All-America 1st Team -- D1B, NCBWA
- 2022 Freshman All-America -- CBN, PG
- 2022 ABCA/Rawlings Southeast All-Region -- 1st Team
- 2022 Golden Spikes Award Semifinalist
- 2022 NCBWA Dick Howser Trophy Semifinalist
- 2022 All-SEC -- 2nd Team
- 2022 SEC All-Freshman Team
- 2022 USA Baseball Collegiate National Team Invitee
- SEC Freshman of the Week -- March 28, 2022

2023 - SOPHOMORE

- Strong in his final performance of the regular season, allowing just one run in six innings at #9 South Carolina (5/20) and earning his seventh win
- Named SEC Pitcher of the Week after a seven-inning complete game against Mississippi State (4/29) during which he allowed just three hits and one earned run
- Concluded the series sweep of #2 Vanderbilt (4/23) with 6.2 strong innins where he gave up just one earned run and tallied his fifth win of the season
- Had a fantastic afternoon against #2 Florida (4/8), tossing seven innings and tying a career-high with 10 strikeouts in his second quality start of the year
- Allowed just one earned run and did not walk a batter as he pitched four innings in Tennessee's 14-7 series finale win at LSU (4/1)
- Did not factor into the decision but gave the Vols 4.1 innings and allowed just two earned runs on Sunday against Texas A&M (3/26)
- Struck out a season-high nine batters in 5.2 innings against Morehead State (3/11), earning his third victory of the season
- Turned in another fantastic outing against Dayton (2/26), allowing just one hit in 5.1 innings and contributing to his second combined shutout of the season
- Emphatic in his first start of 2023 against UC San Diego (2/19) at the MLB Desert Invitational, throwing six scoreless innings, punching out six and allowing just three hits in a shutout, 7-0, victory

NOTABLE

- Two-sport standout from Blackman High School in Murfreesboro, playing quarterback for the Blaze, hence his nickname "QB1"
- Father, Jason, played golf at UT-Martin
- Has a younger sister, Carlee, who has Spinal Muscular Atrophy (SMA). Drew wears a purple glove to raise awareness for people with the genetic disorder.
- Currently ranks tied for ninth on the D1Baseball Heat Sheet, having been clocked at 98 mph at LSU (4/1).

PERSONAL

- Full name is Drew Sanders Beam
- Son of Kelli and Jason Beam and has one younger sister, Carlee Beam
- Born on Feb. 14, 2003

POTENTIAL STARTER



23

CHASE BURNS

So. | RHP | 6-4 | 195 | Gallatin, Tenn. (Beech Senior HS)

CAREER STATS

Season	W-L	GP-GS	CG	SHO	IP	H	R	ER	HR	BB	K	SV	WHIP	BAA	ERA
2022	8-2	17-14	0	0-1	80.1	65	31	26	13	25	103	0	1.12	.216	2.91
2023	4-3	14-8	0	0-1	56.0	52	36	33	10	17	92	1	1.23	.240	5.30
TOTALS	12-5	31-22	0	0-2	136.1	117	67	59	23	42	195	1	1.17	.226	3.89

SEASON BESTS

**Innings (Starter)** .....6.2 vs. Morehead State (3/11)  
**Innings (Reliever)** .....5.1 at Arkansas (4/16)  
**Runs Allowed** .....0 (4x), last vs. Kentucky (5/13)  
**ER Allowed** .....0 (4x), last vs. Kentucky (5/13)  
**Strikeouts** .....13 vs. Morehead State (3/11)  
**Walks** .....0 (4x), last at South Carolina (5/20)  
**Hits Allowed** .....0 vs. Vanderbilt (4/23)

CAREER BESTS

**Innings (Starter)** .....7.0 at Ole Miss (3/25/22)  
**Innings (Reliever)** .....5.1 at Arkansas (4/16/23)  
**Runs Allowed** .....0 (5x), last vs. Kentucky (5/13/23)  
**ER Allowed** .....0 (7x), last vs. Kentucky (5/13/23)  
**Strikeouts** .....13 vs. Morehead State (3/11)  
**Walks** .....0 (5x), last at South Carolina (5/20/23)  
**Hits Allowed** .....0 vs. Vanderbilt (4/23/23)

2023 GAME-BY-GAME STATS

Date	Opponent	GS	IP	H	R	ER	BB	SO	2B	3B	HR	WP	BK	HBP	IBB	Score	W-L	Sv	ERA	NP
Feb 18	at Grand Canyon	*	4.2	3	2	2	1	6	1	1	0	1	0	1	0	3-4	0-0	0	3.86	73
Feb 25	DAYTON	*	6.1	2	1	1	3	12	0	0	0	1	0	0	0	4-1	1-0	0	2.45	83
Mar 04	GONZAGA	*	6.1	5	2	2	1	8	3	0	0	0	0	0	0	7-2	1-0	0	2.60	86
Mar 11	MOREHEAD STATE-1	*	6.2	3	0	0	1	13	1	0	0	1	0	0	0	6-0	2-0	0	1.88	94
Mar 19	at Missouri-1	*	5.0	8	7	6	1	12	2	0	2	0	1	0	0	4-7	2-1	0	3.41	92
Mar 25	TEXAS A&M	*	5.2	6	6	5	2	8	2	0	1	0	0	0	0	8-7	2-1	0	4.15	99
Mar 31	at LSU	*	3.1	7	5	5	1	7	5	0	2	1	0	1	0	4-6	2-2	0	4.97	78
Apr 07	FLORIDA	*	3.1	6	7	7	4	3	1	0	3	0	0	1	0	3-9	2-3	0	6.10	76
Apr 16	at Arkansas	*	5.1	3	1	1	2	5	0	1	1	1	0	0	0	2-7	2-3	0	5.59	79
Apr 21	VANDERBILT	*	3.0	1	0	0	0	7	0	0	0	0	0	0	0	4-3	3-3	0	5.26	42
Apr 23	VANDERBILT	*	1.0	0	0	0	0	1	0	0	0	0	0	0	0	10-5	3-3	0	5.15	9
Apr 27	MISSISSIPPI STATE	*	2.1	1	1	1	0	4	0	0	1	0	0	0	0	8-7	4-3	0	5.09	30
May 13	KENTUCKY	*	2.2	2	0	0	1	5	0	0	0	1	0	0	0	10-7	4-3	1	4.85	50
May 20	at South Carolina-1	*	0.1	5	4	3	0	1	1	0	0	0	0	0	0	1-6	4-3	1	5.30	26
Totals		8	56.0	52	36	33	17	92	16	2	10	6	1	3	0	74-71	4-3	1	5.30	

BIO INFORMATION

CAREER HONORS

- SEC Pitcher of the Week -- April 24, 2023
- 2023 Golden Spikes Award Midseason Watch List
- 2023 Preseason All-America 1st Team -- D1B, BA, NCBWA, CBN, PG
- 2023 Preseason All-SEC - 1st Team (SP)
- 2022 D1Baseball.com National Freshman of the Year
- 2022 NCBWA Freshman Pitcher of the Year
- 2022 Collegiate Baseball Co-Freshman National Player of the Year
- 2022 All-America 1st Team -- NCBWA

- 2022 All-America 3rd Team -- D1B, ABCA, CBN
- 2022 Freshman All-America 1st Team -- D1B, NCBWA
- 2022 Freshman All-America -- CBN, PG
- 2022 ABCA/Rawlings Southeast All-Region -- 1st Team
- 2022 Golden Spikes Award Semifinalist
- 2022 NCBWA Dick Howser Trophy Semifinalist
- 2022 All-SEC -- 2nd Team
- 2022 SEC All-Freshman Team
- 2022 USA Baseball Collegiate National Team Invitee
- SEC Freshman of the Week -- March 28, 2022

2023 - SOPHOMORE

- Season K/9: 14.8
- Picked up his first career save in a dominant outing against #15 Kentucky (5/13), fanning five batters across 2.2 scoreless innings to secure a series win.
- Earned the victory in the series opener against Mississippi State (4/27), pitching 2.1 innings out of the bullpen, striking out four, and allowing just one hit.
- Nailed down the series finale against the #2 Commodores (4/23) pitching a clean ninth inning and tallying one strikeout.
- Came out of the bullpen for the first time this season and was incredible in the series opener vs. #2 Vanderbilt (4/21), going three innings, striking out seven and allowing just one baserunner in an extra-innings thriller where he earned the victory.
- Gave up just 1 run across 5.1 innings at #5 Arkansas (4/16), allowing only three hits and striking out five on the day.
- Masterful against Morehead State (3/11), throwing 6.2 scoreless innings and striking out a career-high 13 batters in a 6-0 shutout win.
- Turned in 6.1 innings against Gonzaga (3/3), allowing two runs on five hits and striking out eight in Tennessee's 7-2 victory.
- Logged 12 strikeouts in a quality start against Dayton (2/25) where he went 6.1 innings and allowed just two hits, also earning the win.
- Made his 2023 debut on the road at Grand Canyon (2/18) during the MLB Desert Invitational, throwing 4.2 innings and striking out six while conceding just three hits. Did not factor in the decision after allowing a pair of runners to score.

NOTABLE

- Born on Jan. 16, 2003, in Naples, Italy
- Father, David, played college football at Division II North Greenville College
- Fastball has been clocked up to 101 mph



POTENTIAL STARTER



19

SETH HALVORSEN

R-Jr. | RHP | 6-2 | 225 | Plymouth, Minn. (Missouri)

CAREER STATS

Season	W-L	GP-GS	CG	SHO	IP	H	R	ER	HR	BB	K	SV	WHIP	BAA	ERA
2019*	0-0	4-0	0	0-0	5.1	1	2	2	0	6	2	0	1.31	.059	3.38
2021*	4-2	14-14	0	0-0	72.0	68	54	48	10	57	70	0	1.74	.258	6.00
2023	2-3	21-1	0	0-0	42.2	36	27	19	9	13	44	2	1.15	.220	4.01
<b>TOTALS</b>	<b>6-5</b>	<b>39-15</b>	<b>0</b>	<b>0-0</b>	<b>120.0</b>	<b>105</b>	<b>83</b>	<b>69</b>	<b>19</b>	<b>76</b>	<b>116</b>	<b>2</b>	<b>1.51</b>	<b>.236</b>	<b>5.18</b>

\* at Missouri

SEASON BESTS

**Innings (Starter)** .....4.0 vs. Texas A&M (5/23)  
**Innings (Reliever)** .....4.1 vs. Kentucky (5/12)  
**Runs Allowed** .....0 (8x), last vs. Austin Peay (5/9)  
**ER Allowed** .....0 (11x), last vs. Austin Peay (5/9)  
**Strikeouts** .....6 (2x), last vs. Texas A&M (5/23)  
**Walks** .....0 (11x), last at Georgia (5/7)  
**Hits Allowed** .....0 (6x), last at Georgia (5/6)

CAREER BESTS

**Innings (Starter)** .....8.0 vs. Auburn (5/21/21)  
**Innings (Reliever)** .....4.1 vs. Kentucky (5/12/23)  
**Runs Allowed** .....0 (11x), last vs. Austin Peay (5/9/23)  
**ER Allowed** .....0 (15x), last vs. Austin Peay (5/9/23)  
**Strikeouts** .....10 vs. Texas A&M (4/2/21)  
**Walks** .....0 (12x), last at Georgia (5/7/23)  
**Hits Allowed** .....0 (9x), last at Georgia (5/6/23)

2023 GAME-BY-GAME STATS

Date	Opponent	GS	IP	H	R	ER	BB	SO	2B	3B	HR	WP	BK	HBP	IBB	Score	W-L	Sv	ERA	NP
Feb 17	vs Arizona		3.0	4	1	1	1	3	1	0	0	0	0	0	0	1-3	0-0	0	3.00	49
Feb 25	DAYTON		2.2	0	0	0	0	3	0	0	0	0	0	0	0	4-1	0-0	1	1.59	22
Feb 28	CHARLESTON SOUT		2.2	1	1	1	0	4	0	0	1	0	0	2	0	6-1	1-0	1	2.16	36
Mar 04	GONZAGA		2.0	1	0	0	0	2	1	0	0	0	0	0	0	7-2	1-0	1	1.74	22
Mar 07	BOSTON COLLEGE		2.0	3	2	2	2	2	0	0	1	0	0	0	0	6-7	1-1	1	2.92	40
Mar 11	MOREHEAD STATE-2		2.2	0	0	0	0	3	0	0	0	0	0	0	0	6-3	1-1	2	2.40	31
Mar 19	at Missouri-2		1.2	2	2	1	0	2	1	0	0	0	0	0	0	1-7	1-1	2	2.70	32
Mar 24	TEXAS A&M		2.1	0	1	0	1	1	0	0	0	0	0	0	0	10-4	1-1	2	2.37	40
Mar 26	TEXAS A&M		0.2	0	0	0	1	0	0	0	0	0	0	0	1	9-6	2-1	2	2.29	3
Mar 30	at LSU		3.1	3	3	0	0	1	1	0	0	1	0	1	0	2-5	2-2	2	1.96	52
Apr 06	FLORIDA		2.1	3	2	2	1	1	0	0	2	0	0	0	0	1-6	2-2	2	2.49	45
Apr 11	EASTERN KENTUCKY		0.2	0	0	0	0	1	0	0	0	0	0	0	0	14-2	2-2	2	2.42	9
Apr 14	at Arkansas		3.0	2	1	1	1	3	0	0	1	0	0	0	0	2-5	2-2	2	2.48	43
Apr 18	TENNESSEE TECH		1.1	4	5	3	0	2	1	0	0	0	0	0	0	5-12	2-2	2	3.26	23
Apr 23	VANDERBILT		1.0	3	3	3	0	0	1	0	2	0	0	0	0	10-5	2-2	2	4.02	25
Apr 28	MISSISSIPPI STATE		0.2	2	1	0	1	0	1	0	0	0	0	0	1	12-8	2-2	2	3.94	13
May 06	at Georgia		0.2	0	0	0	0	1	0	0	0	0	0	0	0	1-3	2-2	2	3.86	10
May 07	at Georgia		0.1	1	0	0	0	0	0	0	0	0	0	0	0	4-9	2-2	2	3.82	7
May 09	AUSTIN PEAY		1.1	1	0	0	1	3	0	0	0	0	0	0	0	9-4	2-2	2	3.67	22
May 14	KENTUCKY		4.1	3	3	3	1	6	1	0	2	0	0	1	0	0-10	2-2	2	3.96	72
May 23	vs Texas A&M	*	4.0	3	2	2	3	6	0	0	0	0	1	0	0	0-3	2-3	2	4.01	83
<b>Totals</b>		<b>1</b>	<b>42.2</b>	<b>36</b>	<b>27</b>	<b>19</b>	<b>13</b>	<b>44</b>	<b>8</b>	<b>0</b>	<b>9</b>	<b>1</b>	<b>1</b>	<b>4</b>	<b>2</b>	<b>110-106</b>	<b>2-3</b>	<b>2</b>	<b>4.01</b>	<b>-</b>

BIO INFORMATION

CAREER HONORS

- Two-time MLB Draft selection (2021 – 19th Rd by Philadelphia) and 2018 (30th Rd by Minnesota)
- 2021-22 First-Year SEC Academic Honor Roll
- 2021 Spring SEC Academic Honor Roll
- 2020 Spring SEC Academic Honor Roll

2023 - JUNIOR

- Made his first career start as a Vol in the SEC Tournament against Texas A&M (5/23), tossing four innings and striking out six while allowing just three hits.
- Tossed a season-high in innings (4.1) and strikeouts (6) while scattering just three hits against Kentucky (5/14)
- Struck out three batters and scattered two hits while only giving up one earned run in three innings of work during the series opener at #5 Arkansas (4/14)
- Posted 3.1 innings in relief during the series opener at #1 LSU (3/30), scattering three hits without giving up an earned run
- Registered his second win of the season after throwing 0.2 scoreless innings of relief in series finale against Texas A&M (3/26)
- Tossed 2.1 hitless innings with a strikeout and no earned runs allowed in series-opening win over #12 Texas A&M (3/25)
- Earned his second save of the year after pitching 2.2 flawless innings of relief during the series finale against Morehead State (3/11)
- Notched his first Tennessee win against Charleston Southern (3/1) after tallying four strikeouts in 2.2 innings of relief
- Threw 2.2 scoreless innings with three strikeouts and zero hits allowed to record his first career save in win over Dayton (2/25)
- Pitched three innings in relief and recorded three strikeouts in his first appearance as a Vol vs. Arizona (2/17) at the MLB Desert Invitational

NOTABLE

- Playing his first season at Tennessee after suffering a season-ending injury last year
- Spent his first three years at Missouri where he was the Friday-night starter in 2021 and the starting center-fielder in 2020
- Rated as No. 40 overall recruit in the country according to Perfect Game and No. 32 recruit according to Prep Baseball Report coming out of high school

PERSONAL

- Full name is Seth Halvorsen
- Born on Feb. 18, 2000 in Chicago, Illinois, before being raised in Plymouth, Minnesota

# THE VITELLO FILE

## 2021 & 2022 National Coach of the Year

**Record:** 229-96 (6th Year)

**at UT:** Same

**Alma Mater:** Missouri ('02)

**Hometown:** St. Louis, Mo.

**Born:** Oct. 9, 1978



## COACHING STOPS

- 2018-Present:**  
Tennessee, Head Coach
- 2014-17:**  
Arkansas, Assistant Coach/Recruiting Coord.
- 2011-13:**  
TCU, Assistant Coach/Recruiting Coord.
- 2004-10:**  
Missouri, Assistant Coach/Recruiting Coord.
- 2003:**  
Missouri, Volunteer Assistant Coach
- 2002:**  
Salinas Packers, Associate Head Coach

## BY THE NUMBERS

**50+**

Vitello guided the Vols to back-to-back 50-win seasons in 2021 and 2022 for the first time since 1994-95. Of UT's four 50-plus win seasons, Vitello has been the coach for two of them.

**27**

Since taking over prior to the 2018 season, Vitello has coached 27 players at Tennessee that have gone on to be selected in the MLB Draft, including a program record 10 in 2022.

**16**

Vitello's teams have been consistent postseason contenders, advancing to 16 NCAA Regionals and five NCAA Super Regionals as well as two trips to the CWS (Tennessee - 2021 // Arkansas - 2015).

**12**

During his 19-year collegiate coaching career, Vitello has helped assemble 12 top-15 signing classes, including two top-10 classes since coming to UT and the top-rated class in the nation in 2014.

# TENNESSEE HEAD BASEBALL COACH: TONY VITELLO

## Full Bio on UTSports.com

Tony Vitello (pronounced: VIE-tell-oh) accepted the position of head coach for the Tennessee Volunteers baseball program on June 7, 2017.

Since taking over on Rocky Top, Vitello has led the Big Orange back to national prominence and has helped establish Tennessee baseball as an SEC and national power, leading the program to four NCAA regionals (2019, 2021, 2022, 2023), back-to-back NCAA super regionals (2021 & 2022) and a College World Series (2021), its first since 2005.

A native of St. Louis, Missouri, Vitello arrived at UT following four seasons as assistant coach/recruiting coordinator at Arkansas. His rise to the head coaching ranks also included stops at Missouri (his alma mater) and TCU. He has earned a reputation as one of the elite recruiters on the college baseball landscape, having assembled 12 top-15 signing classes—including America's top-rated crop of talent in 2014. In November 2016, D1Baseball.com ranked Vitello No. 2, and tops in the SEC, on its list of the top 30 recruiting coordinators in America.

During a full-time, Division I coaching career spanning 19 years, Vitello has signed and developed nine first-round MLB Draft picks and a handful of players who gone on to play in Major League Baseball. That list includes VFL Garrett Crochet, Andrew Benintendi, Brandon Finnegan, Kyle Gibson, All-Star Aaron Crow, Gold Glove Award winner and four-time All-Star Ian Kinsler and five-time All-Star and three-time Cy Young Award winner Max Scherzer.

Vitello, a two-time National Coach of the Year during his time at Tennessee, has recruited and developed three first-round picks during his tenure with the Vols, including Crochet, who was selected with the 11th overall pick in the 2020 MLB Draft and became the first player to go from the draft to the big leagues without playing in the minors since Mike Leake did so with the Reds in 2010. Crochet made six appearances for the Chicago White Sox during the 2020 season, including one postseason outing. Vitello also developed Ben Joyce who made his MLB debut on Monday night and spent less than a year in the minor leagues before making his Big League debut.

Tennessee has had 27 players drafted since 2018 when Vitello took over as head coach, averaging just over five picks per year. Since 2019, the Vols' 26 selections rank third amongst SEC teams in that span.

Tennessee cemented its reemergence as an SEC and national power in 2022, setting a new program record with 57 victories en route to winning SEC Regular Season and SEC Tournament titles. With Vitello in charge, the Vols have increased their win total during every full season since his arrival (29 - 2018, 40 - 2019, 50 - 2021, 57 - 2022).

The Volunteers achieved the program's first No. 1 national ranking in any poll in week six of the 2022 season before settling in as the unanimous top-ranked team in week seven. UT was ranked No. 1 in at least one poll during 12 weeks of the season and spent 10 weeks as the nation's unanimous top-ranked team.

The Vols led the nation in numerous statistical categories while setting a handful of program records along the way, including new marks for home runs (158), runs scored (613), RBIs (574), slugging percentage (.604), ERA (2.51), WHIP (1.00), opponent batting average (.199), strikeouts (695), strikeouts/nine innings (10.5) and walks allowed/nine innings (2.48), among others.

UT was one win away from making its second consecutive College World Series appearance but fell to Notre Dame in the Knoxville Super Regional. However, the Big Orange won both the SEC Regular Season and SEC Tournament championships for the first time since 1995. The Vols won the SEC Regular Season title by six games, and the eastern division crown by 10 games, both of which are the largest margins in conference history.

Tennessee became the first NCAA Division I team since at least 1972 to lead the country in both home runs and ERA. The Vols' 158 long balls shattered the previous program record of 107 while ranking fourth in NCAA Division I history, including the most by any team in the BBCOR bat era (since 2011). UT also led the country in runs scored (613), slugging percentage (.604), strikeout-to-walk ratio (4.24), WHIP (1.00), walks allowed/nine innings (2.48) and winning percentage (.864).

Vitello was named the Perfect Game National Coach of the Year for the second season in a row and was also tabbed as the

Southeast Region Coach of the Year by the American Baseball Coaches Association (ABCA). The Vols set a program record with nine players earning postseason All-America honors, including four first-team selections, which was also a school record. Tennessee had four players earn Freshmen All-America honors, as well.

Sophomore pitcher Chase Dollander racked up the postseason honors following a dominant year on the mound, becoming the first UT player to be named SEC Pitcher of the Year and earn consensus first-team All-America honors since Luke Hochevar in 2005. Freshman right hander Chase Burns also brought home some national awards after being named the D1Baseball.com National Freshman of the Year, the NCBWA Freshman National Pitcher of the Year and the Collegiate Baseball Co-Freshman National Player of the Year.

UT's 2022 record-breaking season was followed by an equally impressive showing in the 2022 MLB Draft, as a program-record 10 Vols were selected, ranking second among all schools nationally and first in the SEC. Outfielders Drew Gilbert and Jordan Beck were both taken in the first round, giving Tennessee multiple first rounders for the first time since 2007 when three Tennessee players were selected in the opening round. The Vols became just the fourth SEC team to have 10 or more players chosen in the first 20 rounds of any MLB Draft, joining the likes of Mississippi State, Texas A&M and Vanderbilt.

Tennessee continued its ascension through the college baseball ranks during an historic 2021 season. Vitello's Vols won 50 games for just the third time in program history, finishing with a 50-18 record while advancing to the College World Series for the first time since 2005. UT also hosted an NCAA regional for the first time since 2005 and hosted its first-ever super regional, sweeping LSU to punch its ticket to Omaha for the fifth time in program history. Tennessee's 50 wins were tied for the most in the country in 2021.

Under Vitello's guidance, Tennessee won its first SEC Eastern division title since 1997 after posting a 20-10 record in league play and winning eight of its 10 conference series, including all five series on the road for the first time ever. The Vols also made their first appearance in the SEC Tournament Championship game since 1995 and advanced to back-to-back NCAA regionals for the first time since 2004 and 2005.

Vitello was named the 2021 National Coach of the Year by the National Collegiate Baseball Writers Association and Perfect Game, becoming just the second head coach in program history to earn that honor, joining legendary Vols' skipper Rod Delmonico, who was named National Coach of the Year by Baseball America in 1995. Delmonico led Tennessee to three of its previous four trips to the College World Series (1995, 2001, 2005) and is the program's career leader in wins with 699 during his time on Rocky Top. With an 11-6 win over Georgia on March 19, Vitello became the fastest head coach in program history to win 100 games with the Vols, overtaking Delmonico's mark of 163 games. Vitello needed just 153 contests to accomplish the feat. The St. Louis native has compiled a 191-77 record during his five seasons with the Big Orange despite having the majority of the 2020 season canceled due to the COVID-19 pandemic.

Tennessee was ranked for the entire 2021 season and checked in as high as No. 2 in the polls on multiple occasions—the program's highest ranking ever at the time. The Vols set a program record with 16 road victories and hit 98 home runs—second most in school history at the time. Tennessee also had five players earn All-America honors in 2021, another program record until it was broken in the 2022 season.

For the third year in a row, Tennessee was also well-represented in the MLB Draft. UT's seven total picks were tied for the sixth most among Division I programs, and at the time, were tied for the second most in a single draft in program history and marked the most Vols ever selected through the first 20 rounds of any draft.

A three-year letterwinner at Missouri (2000-02), Vitello earned Academic All-Big 12 Conference honors as a senior and was named to the Big 12 Commissioner's Honor Roll twice. Following his playing career and the completion of his management degree at MU, Vitello joined the Missouri coaching staff as a volunteer assistant in 2003 and completed his course work for his master's degree in business. In 2004, he was elevated to full-time assistant coach.

## VITELLO'S YEAR-BY-YEAR HEAD COACHING RECORD

Year	Overall	SEC	Notable
2018	29-27	12-18	Posted best SEC home record (9-6) since 2005
2019	40-21	14-16	First NCAA Regional berth since 2005
2020	15-2	0-0	Started season 13-0 ( <i>COVID-19 shortened season</i> )
2021	50-18	20-10	First College World Series appearance since 2005
2022	57-9	25-5	Program record 57 wins and SEC Champions (x2)
2023	38-19	16-14	No. 2 preseason ranking is highest in program history
<b>Overall</b>	<b>229-96 (.705)</b>	<b>87-63 (.580)</b>	<b>4 NCAA Regionals, 1 CWS Appearance, 2022 SEC Champs</b>

## VITELLO'S NCAA APPEARANCES

Year	Team	Round
2023	Tennessee	Clemson Regional
2022	Tennessee	Knoxville Super Regional
<b>2021</b>	<b>Tennessee</b>	<b>College World Series</b>
2019	Tennessee	Chapel Hill Regional
2017	Arkansas*	Fayetteville Regional
<b>2015</b>	<b>Arkansas*</b>	<b>College World Series</b>
2014	Arkansas*	Charlottesville Regional
2012	TCU*	Los Angeles Super Regional
2011	TCU*	Fort Worth Super Regional
2009	Missouri*	Oxford Regional
2008	Missouri*	Coral Gables Regional
2007	Missouri*	Columbia (Mo.) Regional
2006	Missouri*	Fullerton Super Regional
2005	Missouri*	Fullerton Regional
2004	Missouri*	Fayetteville Regional
2003	Missouri*	Starkville Regional

\*Assistant Coach **BOLD** = CWS

# COACHING & SUPPORT STAFF



**ASSOC. HEAD COACH/RECRUITING COORD.**  
**JOSH ELANDER** 6th year • 3B Coach

Promoted to Associate Head Coach in the offseason after helping lead the Vols to three consecutive NCAA Tournaments

Heads up Tennessee's recruiting efforts, and has helped put together five top-15 signing classes for the Vols

Works primarily with UT's hitters and catchers and played a major part in team's record-breaking offensive season in 2022 (NCAA-best 158 HRs)



**DIRECTOR OF PLAYER DEVELOPMENT**  
**LUKE BONFIELD** 4th year • 2nd as DoPD

Promoted to a full-time role as UT's Director of Player Development in 2021 following two years as a graduate student manager (2019-20)

Played for Tony Vitello at Arkansas and was a starting outfielder on the Razorbacks' 2018 College World Series team

Played two years of pro ball before getting into coaching and works primarily with Tennessee's outfielders



**ASSOC. DIRECTOR OF SPORTS MEDICINE**  
**JEFF WOOD** 23rd year

The longest tenured member of UT's baseball staff, serving as the program's athletic trainer since 2001

Spent 10 years as a certified trainer in the Baltimore Orioles organization (including a four-year stint as head trainer for the AAA Rochester Red Wings)

Native of Winfield, West Virginia with a bachelor's degree in Education from Marshall (1984) and a master's in Exercise Science from UT (2002)



**ASSISTANT COACH/PITCHING**  
**FRANK ANDERSON** 6th year

In his 34th season coaching at the DI level and is regarded as one of the nation's premier pitching coaches

Named the 2022 Rawlings Pitching Coach of the Year

Has guided Vols to top-20 finishes nationally in ERA, WHIP, K-to-BB ratio and walks allowed in each of the past four seasons

Coached 89 pitchers that have been selected in MLB Draft



**DIRECTOR OF SPORTS PERFORMANCE**  
**QUENTIN EBERHARDT** 5th year

Was head strength coach for the Vols from 2018-21 prior to accepting the same role for the Chicago Cubs in 2022 before returning to Tennessee this offseason

Under Eberhardt's guidance, the Big Orange saw drastic increases in their power and strikeout numbers each season

Has nine years of experience as a strength coach in the pro ball ranks



**VOLUNTEER QUALITY CONTROL**  
**REDMOND WALSH** 1st year

Five-year letterwinner as a pitcher for the Vols from 2018-22

Tied with Tennessee legend Todd Helton for the program's career saves record with 23

Earned second-team All-America honors from the NCBWA during his final season in 2022

Went 5-1 with a 2.52 ERA and five saves in 2021 to help lead UT to its first CWS appearance since 2005



**ASSISTANT COACH/CAMP COORDINATOR**  
**RICHARD JACKSON** 4th year • 2nd as AC

Pitched for UT from 2015-19 and helped lead Vols to their first NCAA Regional in 13 years in 2019

Was promoted to volunteer assistant coach prior to 2022 season after two years as a student assistant coach

Helped guide Tennessee's pitching staff that ranked No. 1 nationally in ERA (2.51), strikeout-to-walk ratio (4.24), WHIP (1.00) and walks allowed (2.48) in 2022



**VIDEO COORDINATOR**  
**SEAN McCANN** 6th year

Has built the program's video, scouting and analytics department from scratch since arriving in 2018

Served as Prep Baseball Report's National Scouting Crosschecker for two years (2016-17)

Spent 18 years coaching at various levels of college baseball, including nine years as an assistant coach and recruiting coordinator at Missouri and Kansas State



**STUDENT ASSISTANT COACH**  
**RICKY MARTINEZ** 2nd year • 1B Coach

Starting shortstop on Tennessee's 2019 NCAA Regional team that snapped 13-year postseason drought

Was one of the top defensive shortstops in the SEC in 2019 and works primarily with UT's infielders

Selected by the Arizona Diamondbacks in the 18th round of the 2019 MLB Draft and spent two seasons playing pro ball before joining Vols' coaching staff in 2021



**DIRECTOR OF BASEBALL OPERATIONS**  
**CHAD ZURCHER** 8th year

Knoxville native who serves as a primary liaison between the University and the UT baseball program while assisting the coaching staff in the day-to-day operations

Was an All-American infielder at Memphis from 2008-11 before being selected by the New York Mets in 2011 MLB Draft

Had his jersey retired by Memphis in 2022 and is in Memphis' M Club HoF

## TENNESSEE COACHING STAFF

### BY THE NUMBERS:

- **9** College World Series Appearances
- **23** Conference Championships\*
- **23** Seasons of SEC Coaching Experience
- **63** Seasons of NCAA Division I Coaching Experience
- **250+** MLB Draft Picks Coached

**NOTE:** Totals include Tony Vitello and three primary assistant coaches  
\* Conference Regular Season and Tournament Titles counted separately



SEC STANDINGS

EASTERN DIVISION

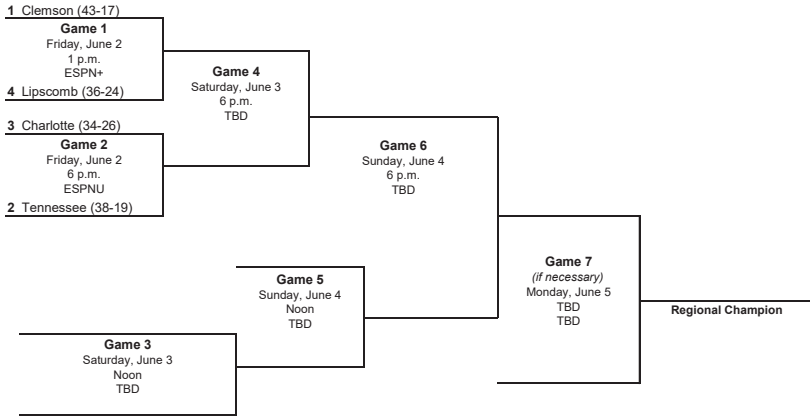
SCHOOL	CONF	OVERALL	PCT	HOME	ROAD	NEUTRAL	T25	STRK
Florida	20-10	44-14	.759	30-6	11-7	3-1	16-8	L1
Vanderbilt	19-11	41-18	.695	25-6	8-9	8-3	18-11	W3
South Carolina	16-13	39-19	.672	26-7	10-10	3-2	11-11	L2
Tennessee	16-14	38-19	.667	33-5	4-12	1-2	12-9	L1
Kentucky	16-14	36-18	.667	25-6	11-11	0-1	11-12	L2
Georgia	11-19	29-27	.518	20-13	7-12	2-2	11-14	L1
Missouri	10-20	30-24	.556	19-7	7-15	4-2	6-12	L4

WESTERN DIVISION

SCHOOL	CONF	OVERALL	PCT	HOME	ROAD	NEUTRAL	T25	STRK
Arkansas	20-10	41-16	.719	30-4	7-9	4-3	13-6	L1
LSU	19-10	43-15	.741	28-7	12-5	3-3	10-6	L2
Auburn	17-13	34-21-1	.616	23-9-1	8-10	3-2	5-9	L2
Alabama	16-14	40-19	.678	27-8	9-9	4-2	7-12	L1
Texas A&M	14-16	36-25	.590	22-13	8-9	6-3	13-17	L1
Mississippi State	9-21	27-26	.509	16-14	6-10	5-2	4-12	L2
Ole Miss	6-24	25-29	.463	17-15	6-13	2-1	5-18	L6

As of May 29

CLEMSON REGIONAL BRACKET



NATIONAL POLLS

D1Baseball.com (5/30)		USA Today Coaches (5/29)		Baseball America (5/29)		NCBWA (5/29)		Collegiate Baseball (5/29)		Perfect Game (5/22)	
School	Record	School	Record	School	Record	School	Record	School	Record	School	Record
1. Wake Forest	47-10	1. Wake Forest	47-10	1. Wake Forest	47-10	1. Wake Forest	47-10	1. Wake Forest	47-10	1. Wake Forest	45-9
2. Florida	44-14	2. Florida	44-14	2. Florida	44-14	2. Florida	44-14	2. Florida	44-14	2. Florida	42-13
3. Clemson	43-17	3. Arkansas	41-16	3. Vanderbilt	41-18	3. Vanderbilt	41-18	3. Clemson	43-17	3. Stanford	37-14
4. Vanderbilt	41-18	4. Vanderbilt	41-18	4. Clemson	43-17	4. Arkansas	41-16	4. Arkansas	41-16	4. Arkansas	39-15
5. Arkansas	41-16	5. Clemson	43-17	5. Arkansas	41-16	5. LSU	43-15	5. LSU	43-15	5. Clemson	39-17
6. Stanford	38-16	6. Stanford	38-16	6. Stanford	38-16	6. Clemson	43-17	6. Stanford	38-16	6. LSU	42-13
7. LSU	43-15	7. LSU	43-15	7. LSU	43-15	7. Stanford	38-16	7. Miami	40-19	7. Miami	37-18
8. Miami	40-19	8. Coastal Carolina	39-19	8. Coastal Carolina	39-19	8. Miami	40-19	8. Virginia	45-12	8. Coastal Carolina	37-17
9. Coastal Carolina	39-19	9. Virginia	45-12	9. Miami	40-19	9. Coastal Carolina	39-19	9. Indiana State	42-15	9. Tennessee	38-18
10. UConn	43-15	10. Miami	40-19	10. Virginia	45-12	10. Campbell	44-13	10. Oral Roberts	46-11	10. Vanderbilt	37-17
11. Virginia	45-12	11. Campbell	44-13	11. Campbell	44-13	11. Virginia	45-12	11. Vanderbilt	41-18	11. Dallas Baptist	42-13
12. Campbell	44-13	12. East Carolina	45-17	12. Oklahoma State	41-18	12. East Carolina	45-17	12. Coastal Carolina	39-19	12. Virginia	44-11
13. Southern Miss	41-17	13. Oklahoma State	41-18	13. East Carolina	45-17	13. UConn	43-15	13. Southern Miss	41-17	13. Auburn	33-19-1
14. Oregon State	39-18	14. UConn	43-15	14. Dallas Baptist	45-14	14. Dallas Baptist	45-14	14. Oklahoma State	41-18	14. Connecticut	40-13
15. East Carolina	45-17	15. Dallas Baptist	45-14	15. Texas	38-19	15. Oklahoma State	41-18	15. Texas	38-20	15. East Carolina	41-15
16. Oklahoma State	41-18	16. Tennessee	38-19	16. West Virginia	39-18	16. South Carolina	39-19	16. Auburn	34-21-1	16. Alabama	38-17
17. TCU	37-22	17. Oregon State	39-18	17. Southern Miss	41-17	17. Southern Miss	41-17	17. Maryland	41-19	17. Duke	35-19
18. Dallas Baptist	45-14	18. South Carolina	39-19	18. Alabama	40-19	18. Tennessee	38-19	18. Oregon State	39-18	18. Indiana State	38-14
19. Maryland	41-19	19. Southern Miss	41-17	19. Oregon State	39-18	19. Maryland	41-19	19. Alabama	40-19	19. Boston College	34-17
20. Auburn	34-21-1	20. Indiana State	42-15	20. Tennessee	38-19	20. Alabama	40-19	20. UConn	43-15	20. West Virginia	39-16
21. Tennessee	38-19	21. Kentucky	36-18	21. Duke	35-21	21. Oregon State	39-18	21. Dallas Baptist	45-14	21. Campbell	41-13
22. Alabama	40-19	22. West Virginia	39-18	22. Auburn	34-21-1	22. Kentucky	36-18	22. Iowa	42-14	22. South Carolina	38-17
23. Indiana State	42-15	23. Alabama	40-19	23. Maryland	41-19	23. Indiana State	42-15	23. TCU	37-22	23. Oklahoma State	37-16
24. Oregon	37-20	24. Boston College	35-18	24. TCU	37-22	24. Duke	35-21	24. Oregon	37-20	24. Southern Miss	37-16
25. Texas A&M	36-25	25. Maryland	41-19	25. Indiana State	42-15	25. West Virginia	39-18	25. Campbell	44-13	25. Kentucky	37-16

\* Records displayed are from date poll was released

SEC POSTSEASON PLACES

TEAM (Seed)	Location
Florida (2)	Gainesville Regional
Arkansas (3)	Fayetteville Regional
LSU (5)	Baton Rouge Regional
Vanderbilt (6)	Nashville Regional
Kentucky (12)	Lexington Regional
Auburn (13)	Auburn Regional
South Carolina (15)	Columbia Regional
Alabama (16)	Tuscaloosa Regional
Tennessee	Clemson Regional
Texas A&M	Palo Alto Regional

UT IN THE POLLS

	USA TODAY	D1B	BA	CBN	NCBWA	PG
PRE/W1	2	2	2	5	2	2
WK2	--	3	6	11	11	5
WK3	2	3	6	6	6	5
WK4	2	3	5	3	4	5
WK5	2	2	4	3	4	4
WK6	12	12	11	22	12	13
WK7	9	10	11	16	11	9
WK8	8	11	12	17	11	10
WK9	12	16	17	20	12	12
WK10	20	NR	NR	NR	21	19
WK11	16	24	NR	26	18	8
WK12	16	18	21	19	16	6
WK13	20	23	NR	28	19	11
WK14	19	18	19	29	19	9
WK15	13	13	18	25	15	9
WK16	16	21	20	26	18	--

-- denotes no poll released that week





**2023 Tennessee Baseball**  
**Overall Statistics for Tennessee (as of May 30, 2023)**  
**(All games Sorted by Batting avg)**



Record: 38-19 Home: 33-5 Away: 4-12 Neutral: 1-2 SEC: 16-14

Player	avg	gp-gs	ab	r	h	2b	3b	hr	rbi	tb	slg%	bb	hp	so	gdp	ob%	sf	sh	sb-att	po	a	e	fld%
17 Jared Dickey	.343	54-52	204	52	70	6	3	12	46	118	.578	19	6	28	3	.411	2	0	7-10	130	5	1	.993
2 Maui Ahuna	.313	44-43	166	35	52	18	1	7	38	93	.560	32	4	60	0	.433	1	0	4-6	38	93	6	.956
8 Christian Scott	.311	55-37	119	33	37	6	1	7	31	66	.555	28	2	38	1	.450	0	5	10-10	70	0	1	.986
1 Christian Moore	.300	54-52	180	57	54	9	0	13	40	102	.567	46	5	58	1	.449	3	0	15-17	61	104	8	.954
10 Griffin Merritt	.293	52-42	157	34	46	10	0	17	43	107	.682	16	7	42	2	.379	2	0	2-2	24	1	0	1.000
9 Hunter Ensley	.291	50-41	158	34	46	6	0	6	26	70	.443	23	7	34	4	.404	0	1	6-7	90	1	0	1.000
25 Blake Burke	.287	56-56	209	45	60	4	3	15	40	115	.550	25	9	41	3	.384	2	0	4-5	351	24	11	.972
44 Zane Denton	.279	57-56	179	38	50	9	3	12	50	101	.564	41	4	52	1	.415	5	0	1-2	18	44	3	.954
-----																							
18 Ryan Miller	.455	11-0	11	8	5	1	0	3	9	15	1.364	5	1	2	0	.647	0	0	0-0	8	0	0	1.000
12 Ethan Payne	.364	13-2	11	3	4	2	0	0	3	6	.545	2	1	6	0	.500	0	0	0-0	7	1	0	1.000
21 Kavares Tears	.315	27-14	54	12	17	6	0	2	11	29	.537	7	1	17	2	.391	2	0	0-1	14	2	0	1.000
46 Dylan Dreiling	.304	46-24	92	20	28	6	2	7	20	59	.641	23	0	19	0	.440	1	0	1-1	10	1	1	.917
13 Reese Chapman	.263	15-2	19	7	5	0	0	2	7	11	.579	3	2	3	1	.417	0	0	1-1	4	0	0	1.000
7 Logan Chambers	.240	19-6	25	9	6	0	1	1	3	11	.440	9	0	5	0	.441	0	0	0-0	3	3	0	1.000
6 Kyle Booker	.236	28-12	55	9	13	3	0	1	4	19	.345	6	1	23	1	.323	0	1	2-2	27	2	1	.967
14 Charlie Taylor	.235	40-21	68	16	16	5	1	3	13	32	.471	12	0	14	3	.350	0	2	1-2	291	7	2	.993
4 Jake Kendro	.219	24-7	32	6	7	4	0	1	6	14	.438	4	0	14	1	.306	0	1	0-0	12	27	1	.975
30 Cal Stark	.202	44-34	89	15	18	4	0	5	17	37	.416	18	9	38	0	.378	3	1	0-0	253	13	3	.989
5 Austen Jaslove	.189	23-12	37	8	7	2	0	0	8	9	.243	4	0	6	1	.268	0	1	1-1	10	14	1	.960
19 Seth Halvorsen	.000	1-0	0	0	0	0	0	0	0	0	.000	0	0	0	0	.000	0	0	0-0	6	9	1	.938
40 Zach Joyce	.000	1-0	0	0	0	0	0	0	0	0	.000	0	0	0	0	.000	0	0	0-0	2	1	0	1.000
Totals	.290	57	1865	441	541	101	15	114	415	1014	.544	323	59	500	24	.407	21	12	55-67	1449	392	49	.974
Opponents	.224	57	1799	235	403	88	7	66	217	703	.391	158	37	636	23	.298	15	14	78-90	1393	445	52	.972

LOB - Team (447), Opp (340). DPs turned - Team (25), Opp (36). CI - Team (1), TAYLOR, C. 1, Opp (1). IBB - Team (6), BURKE, B. 4, DENTON, Z. 1, ENSLEY, H. 1, Opp (8). Picked off - AHUNA, M. 2, DREILING, D. 1, DICKEY, J. 1.

**(All games Sorted by Earned run avg)**

Player	era	w-l	app	gs	cg	sho	sv	ip	h	r	er	bb	so	2b	3b	hr	b/avg	wp	hp	bk	sfa	sha
32 Drew Beam	4.18	7-4	14	14	1	0/2	0	66.2	71	45	31	20	62	11	2	11	.272	3	2	0	4	3
11 Chase Dollander	4.28	6-6	14	14	1	0/0	0	73.2	65	37	35	25	107	15	2	12	.232	1	6	1	2	1
-----																						
36 Andrew Behnke	0.00	0-0	6	0	0	0/0	0	5.2	2	0	0	4	10	0	0	0	.100	0	0	0	0	0
34 Hollis Fanning	0.69	0-0	13	1	0	0/4	0	13.0	10	1	1	3	24	2	0	1	.217	2	1	0	0	0
33 AJ Russell	0.98	2-0	21	1	0	0/4	0	27.2	9	4	3	7	45	3	0	1	.103	0	0	0	1	1
48 Zander Sechrist	2.08	0-1	22	12	0	0/4	0	30.1	27	7	7	4	32	7	0	3	.239	0	1	0	1	0
29 Andrew Lindsey	2.54	2-2	18	6	0	0/4	0	56.2	44	22	16	16	54	7	0	5	.211	2	5	0	2	3
28 Aaron Combs	2.75	4-0	22	0	0	0/5	0	19.2	14	6	6	7	36	4	0	3	.197	2	5	0	1	0
42 Jake Fitzgibbons	3.75	2-0	17	0	0	0/4	0	12.0	4	5	5	10	20	0	0	2	.105	2	0	0	1	0
35 Kirby Connell	3.86	1-0	30	0	0	0/3	0	14.0	10	7	6	3	17	2	0	2	.192	0	0	0	0	1
19 Seth Halvorsen	4.01	2-3	21	1	0	0/0	2	42.2	36	27	19	13	44	8	0	9	.220	1	4	1	1	1
40 Zach Joyce	4.35	1-0	13	0	0	0/4	0	10.1	9	5	5	2	17	2	0	2	.231	3	1	0	0	1
16 Camden Sewell	4.50	4-0	11	0	0	0/1	0	20.0	15	10	10	10	23	4	0	1	.214	0	8	0	1	1
27 Jacob Bimbi	5.27	2-0	15	0	0	0/6	0	13.2	14	8	8	9	22	3	0	1	.280	1	1	0	0	2
23 Chase Burns	5.30	4-3	14	8	0	0/1	1	56.0	52	36	33	17	92	16	2	10	.240	6	3	1	1	0
20 Bryce Jenkins	5.51	1-0	18	0	0	0/3	0	16.1	13	11	10	7	24	2	0	2	.213	0	0	0	0	0
43 JJ Garcia	5.79	0-0	4	0	0	0/0	0	4.2	8	4	3	1	7	2	1	1	.381	0	0	0	0	0
Totals	3.69	38-19	57	57	2	8/8	3	483.0	403	235	198	158	636	88	7	66	.224	23	37	3	15	14
Opponents	7.87	19-38	57	57	0	2/2	7	464.1	541	441	406	323	500	101	15	114	.290	60	59	11	21	12

PB - Team (11), DICKEY, J. 5, TAYLOR, C. 3, STARK, C. 3, Opp (13). Pickoffs - Team (15), STARK, C. 4, FANNING, H. 2, LINDSEY, A. 1, DOLLANDER 1, SEWELL, C. 1, RUSSELL, A. 1, JENKINS, B. 1, COMBS, A. 1, HALVORSEN 1, BEAM, D. 1, SECHRIST, Z. 1, Opp (4). SBA/ATT - STARK, C. (43-48), TAYLOR, C. (24-28), DOLLANDER (14-15), LINDSEY, A. (11-14), HALVORSEN (12-13), BURNS, C. (9-12), DICKEY, J. (11-12), SEWELL, C. (7-7), RUSSELL, A. (4-6), BIMBI, J. (5-5), BEAM, D. (4-4), SECHRIST, Z. (1-3), JENKINS, B. (3-3), FITZGIBBONS (2-2), JOYCE, Z. (2-2), BEHNKE, A. (2-2), COMBS, A. (2-2).



**2023 Tennessee Baseball**  
**Conference statistics for Tennessee (as of May 22, 2023)**  
**(SEC games only Sorted by Batting avg)**



Record: 16-14 Home: 12-3 Away: 4-11 SEC: 16-14

Player	avg	gp-gs	ab	r	h	2b	3b	hr	rbi	tb	slg%	bb	hp	so	gdp	ob%	sf	sh	sb-att	po	a	e	fld%
17 Jared Dickey	.369	28-27	111	22	41	3	1	6	23	64	.577	10	3	14	2	.432	1	0	4-4	78	1	1	.988
9 Hunter Ensley	.318	29-27	107	22	34	4	0	4	16	50	.467	14	5	23	4	.421	0	1	1-2	63	0	0	1.000
8 Christian Scott	.299	28-25	77	14	23	6	0	2	19	35	.455	15	1	24	1	.419	0	4	2-2	48	0	1	.980
2 Maui Ahuna	.291	26-26	103	17	30	11	1	2	17	49	.476	18	2	41	0	.407	0	0	1-3	28	62	5	.947
10 Griffin Merritt	.280	27-20	82	18	23	6	0	9	22	56	.683	7	3	23	0	.359	0	0	0-0	6	1	0	1.000
1 Christian Moore	.271	29-29	107	27	29	3	0	7	19	53	.495	21	2	35	1	.394	2	0	2-4	37	61	6	.942
44 Zane Denton	.260	30-30	100	23	26	5	0	9	30	58	.580	20	3	32	1	.395	1	0	0-1	10	25	3	.921
25 Blake Burke	.211	30-30	114	24	24	1	0	5	11	40	.351	18	4	29	1	.336	1	0	1-1	202	13	8	.964
-----																							
21 Kavares Tears	.286	14-8	28	6	8	2	0	1	7	13	.464	5	1	8	0	.400	1	0	0-1	7	2	0	1.000
6 Kyle Booker	.231	9-2	13	1	3	1	0	0	2	4	.308	0	0	6	0	.231	0	0	0-0	8	1	0	1.000
46 Dylan Dreiling	.226	25-14	53	9	12	4	0	2	8	22	.415	14	0	12	0	.388	0	0	1-1	2	0	1	.667
5 Austen Jaslove	.200	6-2	5	2	1	0	0	0	1	1	.200	2	0	2	0	.429	0	0	0-0	0	1	0	1.000
30 Cal Stark	.182	26-22	55	10	10	2	0	3	10	21	.382	11	9	27	0	.400	0	0	0-0	167	12	3	.984
4 Jake Kendro	.083	9-3	12	1	1	1	0	0	1	2	.167	1	0	8	0	.154	0	0	0-0	7	14	1	.955
14 Charlie Taylor	.071	14-5	14	1	1	1	0	0	0	2	.143	2	0	2	2	.188	0	0	0-0	70	3	0	1.000
18 Ryan Miller	.000	1-0	1	0	0	0	0	0	0	0	.000	0	0	0	0	.000	0	0	0-0	0	0	0	.000
Totals	.271	30	982	197	266	50	2	50	186	470	.479	158	33	286	12	.388	6	5	12-19	747	215	37	.963
Opponents	.255	30	969	164	247	55	5	46	150	450	.464	88	26	290	16	.330	10	7	52-58	747	214	22	.978

LOB - Team (241), Opp (189). DPs turned - Team (18), Opp (18). CI - Team (0), Opp (1). IBB - Team (4), BURKE, B. 2, DENTON, Z. 1, ENSLEY, H. 1, Opp (5). Picked off - AHUNA, M. 1, DREILING, D. 1, DICKEY, J. 1.

**(SEC games only Sorted by Earned run avg)**

Player	era	w-l	app	gs	cg	sho	sv	ip	h	r	er	bb	so	2b	3b	hr	b/avg	wp	hp	bk	sfa	sha
29 Andrew Lindsey	2.96	2-1	11	6	0	0/1	0	45.2	39	19	15	11	42	6	0	4	.227	1	5	0	2	1
32 Drew Beam	4.93	4-4	10	10	1	0/0	0	45.2	54	38	25	15	40	8	2	10	.292	3	2	0	2	3
11 Chase Dollander	5.05	3-5	10	10	1	0/0	0	51.2	48	31	29	20	66	14	2	9	.240	1	3	1	1	1
23 Chase Burns	7.88	2-3	10	4	0	0/0	1	32.0	39	31	28	11	53	11	1	10	.289	3	2	1	0	0
-----																						
34 Hollis Fanning	0.00	0-0	3	0	0	0/0	0	1.2	2	0	0	0	4	0	0	0	.286	0	0	0	0	0
33 AJ Russell	0.90	0-0	9	0	0	0/0	0	10.0	5	1	1	1	15	2	0	0	.167	0	0	0	1	1
20 Bryce Jenkins	3.38	0-0	7	0	0	0/0	0	5.1	5	3	2	1	9	1	0	1	.238	0	0	0	0	0
19 Seth Halvorsen	4.43	1-1	11	0	0	0/0	0	20.1	19	16	10	6	15	5	0	7	.238	1	2	0	1	0
16 Camden Sewell	4.96	4-0	9	0	0	0/0	0	16.1	14	9	9	9	18	4	0	0	.237	0	8	0	1	1
28 Aaron Combs	5.40	0-0	10	0	0	0/1	0	6.2	5	4	4	5	11	1	0	2	.200	1	3	0	0	0
35 Kirby Connell	6.75	0-0	14	0	0	0/0	0	5.1	7	5	4	3	8	0	0	2	.292	0	0	0	0	0
42 Jake Fitzgibbons	6.75	0-0	6	0	0	0/0	0	2.2	0	2	2	4	5	0	0	0	.000	1	0	0	1	0
48 Zander Sechrist	7.71	0-0	8	0	0	0/0	0	4.2	8	4	4	2	3	2	0	1	.421	0	1	0	1	0
40 Zach Joyce	9.00	0-0	2	0	0	0/0	0	1.0	2	1	1	0	1	1	0	0	.400	1	0	0	0	0
Totals	4.84	16-14	30	30	2	1/1	1	249.0	247	164	134	88	290	55	5	46	.255	12	26	2	10	7
Opponents	6.43	14-16	30	30	0	1/1	5	249.0	266	197	178	158	286	50	2	50	.271	34	33	2	6	5

PB - Team (7), DICKEY, J. 4, STARK, C. 2, TAYLOR, C. 1, Opp (4). Pickoffs - Team (6), STARK, C. 3, HALVORSEN 1, LINDSEY, A. 1, DOLLANDER 1, Opp (3). SBA/ATT - STARK, C. (32-37), DOLLANDER (13-14), TAYLOR, C. (12-12), LINDSEY, A. (9-11), DICKEY, J. (8-9), HALVORSEN (7-8), BURNS, C. (7-8), SEWELL, C. (7-7), BEAM, D. (3-3), RUSSELL, A. (1-2), JENKINS, B. (2-2), COMBS, A. (2-2), FITZGIBBONS (1-1).



**2023 Tennessee Baseball**  
**Overall Statistics for Tennessee (as of May 30, 2023)**  
**(Non-SEC games only Sorted by Batting avg)**



Record: 22-5 Home: 21-2 Away: 0-1 Neutral: 1-2 SEC: 0-0

Player	avg	gp-gs	ab	r	h	2b	3b	hr	rbi	tb	slg%	bb	hp	so	gdp	ob%	sf	sh	sb-att	po	a	e	fld%
25 Blake Burke	.379	26-26	95	21	36	3	3	10	29	75	.789	7	5	12	2	.444	1	0	3-4	149	11	3	.982
2 Maui Ahuna	.349	18-17	63	18	22	7	0	5	21	44	.698	14	2	19	0	.475	1	0	3-3	10	31	1	.976
1 Christian Moore	.342	25-23	73	30	25	6	0	6	21	49	.671	25	3	23	0	.520	1	0	13-13	24	43	2	.971
17 Jared Dickey	.312	26-25	93	30	29	3	2	6	23	54	.581	9	3	14	1	.387	1	0	3-6	52	4	0	1.000
10 Griffin Merritt	.307	25-22	75	16	23	4	0	8	21	51	.680	9	4	19	2	.400	2	0	2-2	18	0	0	1.000
44 Zane Denton	.304	27-26	79	15	24	4	3	3	20	43	.544	21	1	20	0	.438	4	0	1-1	8	19	0	1.000
14 Charlie Taylor	.278	26-16	54	15	15	4	1	3	13	30	.556	10	0	12	1	.391	0	2	1-2	221	4	2	.991
-----																							
18 Ryan Miller	.500	10-0	10	8	5	1	0	3	9	15	1.500	5	1	2	0	.688	0	0	0-0	8	0	0	1.000
46 Dylan Dreiling	.410	21-10	39	11	16	2	2	5	12	37	.949	9	0	7	0	.510	1	0	0-0	8	1	0	1.000
12 Ethan Payne	.364	13-2	11	3	4	2	0	0	3	6	.545	2	1	6	0	.500	0	0	0-0	7	1	0	1.000
21 Kavares Tears	.346	13-6	26	6	9	4	0	1	4	16	.615	2	0	9	2	.379	1	0	0-0	7	0	0	1.000
8 Christian Scott	.333	27-12	42	19	14	0	1	5	12	31	.738	13	1	14	0	.500	0	1	8-8	22	0	0	1.000
4 Jake Kendro	.300	15-4	20	5	6	3	0	1	5	12	.600	3	0	6	1	.391	0	1	0-0	5	13	0	1.000
13 Reese Chapman	.263	15-2	19	7	5	0	0	2	7	11	.579	3	2	3	1	.417	0	0	1-1	4	0	0	1.000
7 Logan Chambers	.240	19-6	25	9	6	0	1	1	3	11	.440	9	0	5	0	.441	0	0	0-0	3	3	0	1.000
6 Kyle Booker	.238	19-10	42	8	10	2	0	1	2	15	.357	6	1	17	1	.347	0	1	2-2	19	1	1	.952
9 Hunter Ensley	.235	21-14	51	12	12	2	0	2	10	20	.392	9	2	11	0	.371	0	0	5-5	27	1	0	1.000
30 Cal Stark	.235	18-12	34	5	8	2	0	2	7	16	.471	7	0	11	0	.341	3	1	0-0	86	1	0	1.000
5 Austen Jaslove	.188	17-10	32	6	6	2	0	0	7	8	.250	2	0	4	1	.235	0	1	1-1	10	13	1	.958
40 Zach Joyce	.000	1-0	0	0	0	0	0	0	0	0	.000	0	0	0	0	.000	0	0	0-0	2	1	0	1.000
19 Seth Halvorsen	.000	1-0	0	0	0	0	0	0	0	0	.000	0	0	0	0	.000	0	0	0-0	3	3	0	1.000
Totals	.311	27	883	244	275	51	13	64	229	544	.616	165	26	214	12	.428	15	7	43-48	702	177	12	.987
Opponents	.188	27	830	71	156	33	2	20	67	253	.305	70	11	346	7	.259	5	7	26-32	646	231	30	.967

LOB - Team (206), Opp (151). DPs turned - Team (7), Opp (18). CI - Team (1), TAYLOR, C. 1. IBB - Team (2), BURKE, B. 2, Opp (3). Picked off - AHUNA, M. 1.

**(Non-SEC games only Sorted by Earned run avg)**

Player	era	w-l	app	gs	cg	sho	sv	ip	h	r	er	bb	so	2b	3b	hr	b/avg	wp	hp	bk	sfa	sha
36 Andrew Behnke	0.00	0-0	6	0	0	0/0	0	5.2	2	0	0	4	10	0	0	0	.100	0	0	0	0	0
34 Hollis Fanning	0.79	0-0	10	1	0	0/4	0	11.1	8	1	1	3	20	2	0	1	.205	2	1	0	0	0
29 Andrew Lindsey	0.82	0-1	7	0	0	0/3	0	11.0	5	3	1	5	12	1	0	1	.135	1	0	0	0	2
33 AJ Russell	1.02	2-0	12	1	0	0/4	0	17.2	4	3	2	6	30	1	0	1	.070	0	0	0	0	0
48 Zander Sechrist	1.05	0-1	14	12	0	0/4	0	25.2	19	3	3	2	29	5	0	2	.202	0	0	0	0	0
28 Aaron Combs	1.38	4-0	12	0	0	0/4	0	13.0	9	2	2	2	25	3	0	1	.196	1	2	0	1	0
23 Chase Burns	1.88	2-0	4	4	0	0/1	0	24.0	13	5	5	6	39	5	1	0	.159	3	1	0	1	0
35 Kirby Connell	2.08	1-0	16	0	0	0/3	0	8.2	3	2	2	0	9	2	0	0	.107	0	0	0	0	1
11 Chase Dollander	2.45	3-1	4	4	0	0/0	0	22.0	17	6	6	5	41	1	0	3	.213	0	3	0	1	0
16 Camden Sewell	2.45	0-0	2	0	0	0/1	0	3.2	1	1	1	1	5	0	0	1	.091	0	0	0	0	0
32 Drew Beam	2.57	3-0	4	4	0	0/2	0	21.0	17	7	6	5	22	3	0	1	.224	0	0	0	2	0
42 Jake Fitzgibbons	2.89	2-0	11	0	0	0/4	0	9.1	4	3	3	6	15	0	0	2	.129	1	0	0	0	0
19 Seth Halvorsen	3.63	1-2	10	1	0	0/0	2	22.1	17	11	9	7	29	3	0	2	.202	0	2	1	0	1
40 Zach Joyce	3.86	1-0	11	0	0	0/4	0	9.1	7	4	4	2	16	1	0	2	.206	2	1	0	0	1
27 Jacob Bimbi	5.27	2-0	15	0	0	0/6	0	13.2	14	8	8	9	22	3	0	1	.280	1	1	0	0	2
43 JJ Garcia	5.79	0-0	4	0	0	0/0	0	4.2	8	4	3	1	7	2	1	1	.381	0	0	0	0	0
20 Bryce Jenkins	6.55	1-0	11	0	0	0/3	0	11.0	8	8	8	6	15	1	0	1	.200	0	0	0	0	0
Totals	2.46	22-5	27	27	0	7/7	2	234.0	156	71	64	70	346	33	2	20	.188	11	11	1	5	7
Opponents	9.53	5-22	27	27	0	1/1	2	215.1	275	244	228	165	214	51	13	64	.311	26	26	9	15	7

PB - Team (4), TAYLOR, C. 2, DICKEY, J. 1, STARK, C. 1, Opp (9). Pickoffs - Team (9), FANNING, H. 2, BEAM, D. 1, STARK, C. 1, SEWELL, C. 1, SECHRIST, Z. 1, JENKINS, B. 1, RUSSELL, A. 1, COMBS, A. 1, Opp (1). SBA/ATT - TAYLOR, C. (12-16), STARK, C. (11-11), HALVORSEN (5-5), BIMBI, J. (5-5), RUSSELL, A. (3-4), BURNS, C. (2-4), LINDSEY, A. (2-3), SECHRIST, Z. (1-3), DICKEY, J. (3-3), BEHNKE, A. (2-2), JOYCE, Z. (2-2), DOLLANDER (1-1), JENKINS, B. (1-1), FITZGIBBONS (1-1), BEAM, D. (1-1).



**2023 Tennessee Baseball**  
**Game Results for Tennessee (as of May 30, 2023)**  
**(All games)**



Date	Opponent	Score	Inns	Overall	SEC	Pitcher of record	Attend	Time
& Feb 17, 2023	vs Arizona	L 1-3	9	0-1-0	0-0-0	DOLLANDER (L 0-1)	0	2:48
Feb 18, 2023	at Grand Canyon	L 3-4	9	0-2-0	0-0-0	LINDSEY, A. (L 0-1)	4457	2:49
Feb 19, 2023	vs UC San Diego	w 7-0	9	1-2-0	0-0-0	BEAM, D. (W 1-0)	0	2:39
Feb 21, 2023	ALABAMA A&M	w 10-0	8	2-2-0	0-0-0	FITZGIBBONS (W 1-0)	4550	2:39
Feb 22, 2023	ALABAMA A&M	w 23-1	7	3-2-0	0-0-0	COMBS, A. (W 1-0)	4382	2:40
Feb 24, 2023	DAYTON	w 12-2	9	4-2-0	0-0-0	DOLLANDER (W 1-1)	4264	3:00
Feb 25, 2023	DAYTON	w 4-1	9	5-2-0	0-0-0	BURNS, C. (W 1-0)	4024	2:38
Feb 26, 2023	DAYTON	w 6-0	9	6-2-0	0-0-0	BEAM, D. (W 2-0)	4305	2:44
Feb 28, 2023	CHARLESTON SOUTHERN	w 6-1	9	7-2-0	0-0-0	HALVORSEN (W 1-0)	4088	3:00
Mar 01, 2023	CHARLESTON SOUTHERN	w 8-2	9	8-2-0	0-0-0	FITZGIBBONS (W 2-0)	4115	2:53
Mar 03, 2023	GONZAGA	w 8-2	9	9-2-0	0-0-0	DOLLANDER (W 2-1)	4335	2:42
Mar 04, 2023	GONZAGA	w 7-2	9	10-2-0	0-0-0	CONNELL, K. (W 1-0)	5037	2:26
Mar 05, 2023	GONZAGA	w 17-9	9	11-2-0	0-0-0	JENKINS, B. (W 1-0)	4558	3:21
Mar 07, 2023	BOSTON COLLEGE	L 6-7	(10)	11-3-0	0-0-0	HALVORSEN (L 1-1)	4749	3:32
Mar 10, 2023	MOREHEAD STATE	w 23-4	9	12-3-0	0-0-0	DOLLANDER (W 3-1)	4171	3:05
Mar 11, 2023	MOREHEAD STATE-1	w 6-0	9	13-3-0	0-0-0	BURNS, C. (W 2-0)	4205	2:20
Mar 11, 2023	MOREHEAD STATE-2	w 6-3	9	14-3-0	0-0-0	BEAM, D. (W 3-0)	4162	2:27
Mar 14, 2023	LIPSCOMB	w 10-0	9	15-3-0	0-0-0	COMBS, A. (W 2-0)	4174	2:54
* Mar 17, 2023	at Missouri	L 1-9	9	15-4-0	0-1-0	DOLLANDER (L 3-2)	1761	2:08
* Mar 19, 2023	at Missouri-1	L 4-7	7	15-5-0	0-2-0	BURNS, C. (L 2-1)	2764	2:10
* Mar 19, 2023	at Missouri-2	L 1-7	7	15-6-0	0-3-0	BEAM, D. (L 3-1)	2764	2:19
Mar 21, 2023	WESTERN CAROLINA	w 7-0	9	16-6-0	0-3-0	COMBS, A. (W 3-0)	4132	2:55
* Mar 24, 2023	#21 TEXAS A&M	w 10-4	9	17-6-0	1-3-0	DOLLANDER (W 4-2)	4700	2:27
* Mar 25, 2023	#21 TEXAS A&M	w 8-7	9	18-6-0	2-3-0	SEWELL, C. (W 1-0)	4472	3:14
* Mar 26, 2023	#21 TEXAS A&M	w 9-6	9	19-6-0	3-3-0	HALVORSEN (W 2-1)	4521	3:12
Mar 28, 2023	UNC ASHEVILLE	w 5-0	9	20-6-0	3-3-0	BIMBI, J. (W 1-0)	4228	2:47
* Mar 30, 2023	at #1 LSU	L 2-5	9	20-7-0	3-4-0	HALVORSEN (L 2-2)	13068	2:54
* Mar 31, 2023	at #1 LSU	L 4-6	9	20-8-0	3-5-0	BURNS, C. (L 2-2)	12551	2:24
* Apr 01, 2023	at #1 LSU	w 14-7	9	21-8-0	4-5-0	SEWELL, C. (W 2-0)	11805	3:16
* Apr 06, 2023	#3 FLORIDA	L 1-6	9	21-9-0	4-6-0	DOLLANDER (L 4-3)	4727	3:05
* Apr 07, 2023	#3 FLORIDA	L 3-9	9	21-10-0	4-7-0	BURNS, C. (L 2-3)	4202	2:29
* Apr 08, 2023	#3 FLORIDA	w 14-2	8	22-10-0	5-7-0	BEAM, D. (W 4-1)	4020	2:40
Apr 11, 2023	EASTERN KENTUCKY	w 14-2	7	23-10-0	5-7-0	RUSSELL, A. (W 1-0)	4293	2:13
* Apr 14, 2023	at #5 Arkansas	L 2-5	9	23-11-0	5-8-0	LINDSEY, A. (L 0-2)	11043	2:42
* Apr 15, 2023	at #5 Arkansas	L 3-6	9	23-12-0	5-9-0	DOLLANDER (L 4-4)	11076	2:50
* Apr 16, 2023	at #5 Arkansas	L 2-7	9	23-13-0	5-10-0	BEAM, D. (L 4-2)	10625	2:44
Apr 18, 2023	TENNESSEE TECH	L 5-12	9	23-14-0	5-10-0	SECHRIST, Z. (L 0-1)	4190	3:34
* Apr 21, 2023	#2 VANDERBILT	w 4-3	(12)	24-14-0	6-10-0	BURNS, C. (W 3-3)	4607	3:12
* Apr 22, 2023	#2 VANDERBILT	w 17-1	7	25-14-0	7-10-0	DOLLANDER (W 5-4)	4619	2:25
* Apr 23, 2023	#2 VANDERBILT	w 10-5	9	26-14-0	8-10-0	BEAM, D. (W 5-2)	4518	2:47
Apr 25, 2023	BELLARMINE	w 19-1	9	27-14-0	8-10-0	BIMBI, J. (W 2-0)	3991	2:59
* Apr 27, 2023	MISSISSIPPI STATE	w 8-7	9	28-14-0	9-10-0	BURNS, C. (W 4-3)	4011	2:58
* Apr 28, 2023	MISSISSIPPI STATE	w 12-8	9	29-14-0	10-10-0	SEWELL, C. (W 3-0)	4471	3:08
* Apr 29, 2023	MISSISSIPPI STATE	w 13-2	7	30-14-0	11-10-0	BEAM, D. (W 6-2)	4790	2:13
May 02, 2023	WOFFORD	w 13-3	7	31-14-0	11-10-0	RUSSELL, A. (W 2-0)	4442	2:43
* May 05, 2023	at Georgia	w 12-3	9	32-14-0	12-10-0	SEWELL, C. (W 4-0)	3465	3:21
* May 06, 2023	at Georgia	L 1-3	9	32-15-0	12-11-0	DOLLANDER (L 5-5)	3852	2:50
* May 07, 2023	at Georgia	L 4-9	9	32-16-0	12-12-0	BEAM, D. (L 6-3)	3506	2:42
May 09, 2023	AUSTIN PEAY	w 9-4	9	33-16-0	12-12-0	COMBS, A. (W 4-0)	4364	3:34
* May 12, 2023	#15 KENTUCKY	w 10-6	9	34-16-0	13-12-0	LINDSEY, A. (W 1-2)	4502	3:11
* May 13, 2023	#15 KENTUCKY	w 10-7	9	35-16-0	14-12-0	DOLLANDER (W 6-5)	4457	2:59
* May 14, 2023	#15 KENTUCKY	L 0-10	9	35-17-0	14-13-0	BEAM, D. (L 6-4)	4478	3:06
May 16, 2023	BELMONT	w 9-5	8	36-17-0	14-13-0	JOYCE, C. (W 1-0)	4191	2:49
* May 19, 2023	at #13 South Carolina	w 5-0	9	37-17-0	15-13-0	LINDSEY, A. (W 2-2)	7815	2:40
* May 20, 2023	at #13 South Carolina-1	L 1-6	7	37-18-0	15-14-0	DOLLANDER (L 6-6)	8242	2:06
* May 20, 2023	at #13 South Carolina-2	w 12-1	7	38-18-0	16-14-0	BEAM, D. (W 7-4)	6784	2:15
May 23, 2023	vs Texas A&M	L 0-3	9	38-19-0	16-14-0	HALVORSEN (L 2-3)	5510	2:20

() extra inning game



**2023 Tennessee Baseball**  
**Team Game-by-Game for Tennessee (as of May 30, 2023)**  
**Batting (All games)**

Date	Opponent	ab	r	h	rbi	2b	3b	hr	tb	bb	ibb	sb	cs	hbp	sac	sf	gdp	k	po	a	e	lob	avg
Feb 17	vs Arizona	33	1	6	1	0	0	0	6	1	0	1	0	2	0	1	0	10	24	6	0	9	.182
Feb 18	at Grand Canyon	32	3	9	3	0	1	1	14	6	0	0	1	0	0	0	1	6	24	7	3	8	.231
Feb 19	vs UC San Diego	32	7	10	6	0	1	2	18	2	0	3	1	1	0	0	1	8	27	11	0	4	.258
Feb 21	ALABAMA A&M	29	10	10	9	4	1	3	25	7	0	0	0	1	0	0	1	3	24	4	0	6	.278
Feb 22	ALABAMA A&M	36	23	17	17	4	2	2	31	12	0	5	0	1	1	1	0	6	21	6	0	10	.321
Feb 24	DAYTON	37	12	12	11	2	1	3	25	6	0	1	1	1	0	1	0	11	27	2	1	9	.322
Feb 25	DAYTON	30	4	5	4	2	0	0	7	7	0	0	0	0	0	1	0	7	27	7	0	10	.301
Feb 26	DAYTON	31	6	8	6	2	0	2	16	5	0	0	0	0	0	0	0	7	27	9	0	6	.296
Feb 28	CHARLESTON SO	34	6	11	6	0	0	2	17	4	0	0	0	2	1	0	0	8	27	8	0	11	.299
Mar 01	CHARLESTON SO	33	8	13	8	3	0	1	19	6	1	4	0	1	0	1	0	6	27	8	1	9	.309
Mar 03	GONZAGA	34	8	9	7	3	0	2	18	7	0	3	0	1	0	0	0	15	27	7	0	10	.305
Mar 04	GONZAGA	31	7	9	7	1	0	3	19	6	0	2	1	1	0	1	1	11	27	11	0	8	.304
Mar 05	GONZAGA	34	17	13	16	3	1	3	27	13	0	3	0	1	1	2	0	5	27	9	1	10	.310
Mar 07	BOSTON COLLEG	38	6	9	6	0	1	1	14	3	0	3	0	1	1	1	0	12	30	10	1	8	.304
Mar 10	MOREHEAD STAT	41	23	18	23	2	1	7	43	9	0	0	0	3	0	1	1	4	27	4	1	7	.315
Mar 11	MOREHEAD STAT	31	6	10	6	2	0	3	21	6	0	2	0	1	0	1	0	7	27	3	0	9	.315
Mar 11	MOREHEAD STAT	30	6	9	6	2	0	3	20	4	1	3	0	0	1	0	1	8	27	7	0	5	.314
Mar 14	LIPSCOMB	34	10	11	10	5	0	3	25	6	0	1	0	0	0	0	0	9	27	7	0	6	.315
*Mar 17	at Missouri	28	1	3	1	0	0	1	6	2	0	0	0	1	0	0	0	10	24	6	1	3	.306
*Mar 19	at Missouri	26	4	6	4	0	0	2	12	4	0	1	1	1	0	0	1	10	18	0	2	7	.303
*Mar 19	at Missouri	22	1	1	1	0	0	0	1	2	0	1	0	2	0	0	0	12	18	7	3	4	.294
Mar 21	WESTERN CAROLI	30	7	7	6	2	0	2	15	5	0	2	0	2	0	0	1	10	27	4	0	6	.292
*Mar 24	TEXAS A&M	30	10	10	9	3	1	1	18	4	0	0	2	2	0	1	1	3	27	8	2	3	.293
*Mar 25	TEXAS A&M	30	8	9	7	1	1	0	12	8	1	0	0	1	0	2	2	8	27	6	1	7	.294
*Mar 26	TEXAS A&M	32	9	12	9	2	0	2	20	6	0	0	0	1	2	0	1	11	27	6	1	8	.297
Mar 28	UNC ASHEVILLE	29	5	6	3	2	0	2	14	5	0	1	0	2	1	0	1	8	27	6	0	8	.294
*Mar 30	at LSU	35	2	8	2	0	0	0	8	1	0	1	0	0	0	0	0	14	24	10	1	7	.291
*Mar 31	at LSU	35	4	8	4	0	0	3	17	1	0	0	0	0	0	0	0	11	24	6	2	5	.289
*Apr 01	at LSU	43	14	17	14	4	0	1	24	5	0	1	0	0	1	1	0	9	27	6	3	9	.294
*Apr 06	FLORIDA	34	1	7	1	1	0	1	11	6	0	0	0	1	0	0	0	18	27	5	1	13	.291
*Apr 07	FLORIDA	33	3	6	3	2	0	1	11	2	0	0	0	0	0	0	0	14	27	8	1	5	.287
*Apr 08	FLORIDA	30	14	7	12	1	0	3	17	18	0	0	0	1	0	0	0	6	24	5	0	13	.285
Apr 11	EASTERN KENTUC	25	14	11	14	3	0	5	29	9	0	0	1	1	0	2	1	5	21	4	0	4	.289
*Apr 14	at Arkansas	33	2	6	1	1	0	1	10	1	0	0	0	1	0	0	0	13	24	6	3	6	.286
*Apr 15	at Arkansas	32	3	7	2	2	0	2	15	5	0	1	1	0	0	0	0	11	24	5	2	7	.284
*Apr 16	at Arkansas	32	2	7	2	2	0	0	9	5	0	0	0	1	0	0	2	7	24	8	0	9	.282
Apr 18	TENNESSEE TECH	34	5	8	5	0	0	1	11	5	0	0	0	1	0	0	1	9	27	6	1	8	.281
*Apr 21	VANDERBILT	40	4	6	4	1	0	4	19	4	1	0	0	1	0	0	0	15	36	13	1	8	.277
*Apr 22	VANDERBILT	29	17	11	15	2	0	2	19	10	0	0	0	2	0	0	0	6	21	1	0	6	.279
*Apr 23	VANDERBILT	36	10	12	10	3	0	3	24	5	0	2	0	0	0	0	1	7	27	13	2	7	.280
Apr 25	BELLARMINE	42	19	19	19	2	1	6	41	11	0	1	0	0	1	1	0	7	27	7	0	12	.286
*Apr 27	MISSISSIPPI STAT	35	8	11	7	2	0	1	16	7	0	1	0	0	0	0	0	8	27	8	1	10	.287
*Apr 28	MISSISSIPPI STAT	35	12	12	10	2	0	4	26	6	0	0	0	2	0	0	0	6	27	5	1	7	.288
*Apr 29	MISSISSIPPI STAT	30	13	13	13	3	0	4	28	9	1	1	1	0	0	0	0	9	21	5	1	8	.291
May 02	WOFFORD	29	13	12	12	1	1	2	21	6	0	2	0	1	0	0	0	10	21	6	2	5	.293
*May 05	at Georgia	38	12	14	12	3	0	3	26	6	1	0	0	5	0	1	1	5	27	13	0	11	.295
*May 06	at Georgia	33	1	8	1	2	0	0	10	3	0	1	0	1	1	0	0	13	24	5	1	10	.294
*May 07	at Georgia	37	4	10	4	1	0	1	14	3	0	0	0	2	0	0	1	11	24	11	1	11	.294
May 09	AUSTIN PEAY	33	9	10	9	2	0	4	24	9	0	4	0	1	0	0	0	7	27	9	1	10	.294
*May 12	KENTUCKY	34	10	11	10	1	0	5	27	10	0	1	0	2	1	0	0	8	27	10	1	13	.294
*May 13	KENTUCKY	36	10	13	10	1	0	1	17	2	0	0	0	1	0	0	1	5	27	8	1	5	.296
*May 14	KENTUCKY	34	0	8	0	3	0	0	11	7	0	0	0	2	0	0	1	7	27	10	1	16	.295
May 16	BELMONT	33	9	12	9	4	2	1	23	5	0	2	0	1	0	1	2	7	24	0	0	7	.296
*May 19	at South Carolina	35	5	10	5	2	0	1	15	7	0	1	2	2	0	0	0	11	27	10	1	12	.296
*May 20	at South Carolina	23	1	3	1	2	0	0	5	1	0	0	0	1	0	0	0	12	18	2	2	3	.294
*May 20	at South Carolina	32	12	10	12	3	0	3	22	8	0	0	0	0	0	1	0	6	21	9	0	8	.294
May 23	vs Texas A&M	28	0	1	0	0	0	0	1	0	0	0	0	0	0	0	0	8	27	9	0	1	.290
Totals		1865	441	541	415	101	15	114	1014	323	6	55	12	59	12	21	24	500	1449	392	49	447	.290

2023 Tennessee Baseball  
Team Game-by-Game for Tennessee (as of May 30, 2023)  
Pitching (All games)

Date	Opponent	ip	h	r	er	bb	so	2b	3b	hr	wp	bk	hbp	dp	ibb	score	w-l	sv	era
Feb 17	vs Arizona	8.0	7	3	3	2	10	1	0	1	0	0	1	0	0	1-3	0-1	0	3.38
Feb 18	at Grand Canyon	8.0	6	4	2	4	8	2	1	0	2	0	1	1	1	3-4	0-2	0	2.81
Feb 19	vs UC San Diego	9.0	6	0	0	2	10	1	0	0	0	0	1	0	0	7-0	1-2	0	1.80
Feb 21	ALABAMA A&M	8.0	3	0	0	4	13	0	0	0	1	0	2	0	0	10-0	2-2	0	1.36
Feb 22	ALABAMA A&M	7.0	2	1	1	1	10	0	1	0	0	0	0	0	0	23-1	3-2	0	1.35
Feb 24	DAYTON	9.0	5	2	2	1	20	1	0	1	0	0	1	1	0	12-2	4-2	0	1.47
Feb 25	DAYTON	9.0	2	1	1	3	15	0	0	0	1	0	0	0	0	4-1	5-2	1	1.40
Feb 26	DAYTON	9.0	2	0	0	3	6	1	0	0	0	0	0	1	0	6-0	6-2	1	1.21
Feb 28	CHARLESTON SO	9.0	4	1	1	0	12	2	0	1	0	0	2	0	0	6-1	7-2	1	1.18
Mar 01	CHARLESTON SO	9.0	5	2	2	1	13	1	0	0	0	0	0	0	0	8-2	8-2	1	1.27
Mar 03	GONZAGA	9.0	9	2	2	0	15	2	0	1	0	0	1	1	0	8-2	9-2	1	1.34
Mar 04	GONZAGA	9.0	6	2	2	1	11	4	0	0	0	0	0	0	0	7-2	10-2	1	1.40
Mar 05	GONZAGA	9.0	11	9	8	2	7	2	0	4	1	0	0	0	0	17-9	11-2	1	1.93
Mar 07	BOSTON COLLEG	10.0	10	7	6	4	12	1	0	4	0	0	0	0	0	6-7	11-3	1	2.21
Mar 10	MOREHEAD STAT	9.0	8	4	3	4	15	1	0	2	0	0	0	1	0	23-4	12-3	1	2.27
Mar 11	MOREHEAD STAT	9.0	3	0	0	1	16	1	0	0	1	0	0	0	0	6-0	13-3	1	2.12
Mar 11	MOREHEAD STAT	9.0	6	3	3	1	12	1	0	1	0	0	0	1	0	6-3	14-3	2	2.17
Mar 14	LIPSCOMB	9.0	6	0	0	5	14	1	0	0	1	0	0	1	0	10-0	15-3	2	2.05
*Mar 17	at Missouri	8.0	11	9	8	1	6	5	1	0	0	0	2	1	0	1-9	15-4	2	2.39
*Mar 19	at Missouri	6.0	8	7	6	1	13	2	0	2	0	1	0	0	0	4-7	15-5	2	2.62
*Mar 19	at Missouri	6.0	6	7	2	5	6	2	0	0	0	0	2	1	0	1-7	15-6	2	2.63
Mar 21	WESTERN CAROLI	9.0	4	0	0	2	14	1	0	0	0	0	1	0	0	7-0	16-6	2	2.50
*Mar 24	TEXAS A&M	9.0	3	4	3	3	9	0	1	0	0	1	1	2	0	10-4	17-6	2	2.53
*Mar 25	TEXAS A&M	9.0	8	7	6	4	12	3	0	1	1	0	1	1	0	8-7	18-6	2	2.68
*Mar 26	TEXAS A&M	9.0	10	6	4	4	8	1	0	1	2	0	0	0	1	9-6	19-6	2	2.73
Mar 28	UNC ASHEVILLE	9.0	1	0	0	3	15	0	0	0	0	0	0	0	0	5-0	20-6	2	2.62
*Mar 30	at LSU	8.0	7	5	2	3	4	3	0	1	1	0	2	1	0	2-5	20-7	2	2.61
*Mar 31	at LSU	8.0	12	6	6	2	10	7	0	2	1	0	2	1	0	4-6	20-8	2	2.75
*Apr 01	at LSU	9.0	15	7	2	2	8	3	0	0	0	0	3	0	0	14-7	21-8	2	2.72
*Apr 06	FLORIDA	9.0	8	6	5	4	12	2	0	3	0	0	0	0	0	1-6	21-9	2	2.80
*Apr 07	FLORIDA	9.0	8	9	9	4	13	1	0	4	0	0	1	1	0	3-9	21-10	2	3.01
*Apr 08	FLORIDA	8.0	4	2	2	1	13	1	0	1	1	0	0	0	0	14-2	22-10	2	2.99
Apr 11	EASTERN KENTUC	7.0	4	2	2	0	13	1	0	2	0	0	0	0	0	14-2	23-10	2	2.98
*Apr 14	at Arkansas	8.0	7	5	3	2	9	0	0	2	0	0	1	1	0	2-5	23-11	2	2.99
*Apr 15	at Arkansas	8.0	4	6	5	4	14	0	0	1	0	0	4	0	0	3-6	23-12	2	3.06
*Apr 16	at Arkansas	8.0	8	7	7	6	8	0	2	1	1	0	1	2	0	2-7	23-13	2	3.19
Apr 18	TENNESSEE TECH	9.0	18	12	10	6	18	3	0	1	0	0	1	0	0	5-12	23-14	2	3.38
*Apr 21	VANDERBILT	12.0	8	3	3	4	19	2	0	0	0	0	1	0	1	4-3	24-14	2	3.34
*Apr 22	VANDERBILT	7.0	6	1	1	3	9	3	0	1	0	0	0	0	0	17-1	25-14	2	3.30
*Apr 23	VANDERBILT	9.0	10	5	4	3	5	1	0	2	0	0	0	0	0	10-5	26-14	2	3.32
Apr 25	BELLARMINE	9.0	3	1	1	0	12	0	0	1	0	0	0	0	0	19-1	27-14	2	3.26
*Apr 27	MISSISSIPPI STAT	9.0	10	7	7	3	9	2	0	3	1	0	1	0	0	8-7	28-14	2	3.35
*Apr 28	MISSISSIPPI STAT	9.0	10	8	6	5	12	2	0	3	0	0	0	0	1	12-8	29-14	2	3.41
*Apr 29	MISSISSIPPI STAT	7.0	3	2	1	1	7	0	1	1	0	0	0	2	0	13-2	30-14	2	3.38
May 02	WOFFORD	7.0	4	3	3	3	11	0	0	0	0	0	0	0	1	13-3	31-14	2	3.38
*May 05	at Georgia	9.0	10	3	3	4	6	0	0	2	1	0	0	2	0	12-3	32-14	2	3.38
*May 06	at Georgia	8.0	10	3	3	4	8	2	0	1	1	0	0	0	1	1-3	32-15	2	3.38
*May 07	at Georgia	8.0	14	9	8	2	10	2	0	4	0	0	0	1	1	4-9	32-16	2	3.49
May 09	AUSTIN PEAY	9.0	7	4	4	10	15	2	0	0	0	0	0	0	0	9-4	33-16	2	3.50
*May 12	KENTUCKY	9.0	8	6	5	3	9	3	0	2	0	0	2	0	0	10-6	34-16	2	3.53
*May 13	KENTUCKY	9.0	12	7	7	4	12	4	0	1	1	0	0	0	0	10-7	35-16	3	3.60
*May 14	KENTUCKY	9.0	12	10	10	4	10	2	0	5	1	0	1	0	0	0-10	35-17	3	3.73
May 16	BELMONT	8.0	9	5	5	2	18	3	0	0	4	0	0	0	0	9-5	36-17	3	3.76
*May 19	at South Carolina	9.0	3	0	0	0	7	0	0	0	0	0	0	1	0	5-0	37-17	3	3.69
*May 20	at South Carolina	6.0	7	6	5	0	15	1	0	1	0	0	1	0	0	1-6	37-18	3	3.74
*May 20	at South Carolina	7.0	5	1	1	2	7	1	0	1	0	0	0	1	0	12-1	38-18	3	3.70
May 23	vs Texas A&M	9.0	5	3	3	5	11	1	0	1	0	1	0	0	1	0-3	38-19	3	3.69
Totals		483.0	403	235	198	158	636	88	7	66	23	3	37	25	8	441-235	38-19	3	3.69



**2023 Tennessee Baseball**  
**Games Summary for Tennessee (as of May 30, 2023)**  
**(All games)**



<b>Score by innings</b>	<b>1</b>	<b>2</b>	<b>3</b>	<b>4</b>	<b>5</b>	<b>6</b>	<b>7</b>	<b>8</b>	<b>9</b>	<b>EX</b>	<b>Total</b>
Tennessee	55	60	61	49	70	62	56	16	11	1	441
Opponents	42	14	32	20	31	33	20	23	19	1	235

**Record when ...**

Overall	38-19	After 6 leading	35-0
Conference	16-14	..... trailing	2-18
Non-Conference	22-5	..... tied	1-1
Home games	33-5	After 7 leading	30-0
Away games	4-12	..... trailing	1-15
Neutral site	1-2	..... tied	1-1
Day games	24-9	After 8 leading	27-0
Night games	14-10	..... trailing	1-15
vs Left starter	15-6	..... tied	1-1
vs Right starter	23-13		
1-Run games	3-2	Hit 0 home runs	2-8
2-Run games	0-3	... 1 home run	7-8
5+Run games	28-9	... 2+ home runs	29-3
Extra innings	1-1		
Shutouts	8-2	Opponent 0 home runs	18-3
		..... 1 home run	12-8
Scoring 0-2 runs	0-11	..... 2+ HRs	8-8
..... 3-5 runs	4-7		
..... 6-9 runs	14-1	Made 0 errors	20-3
..... 10+ runs	20-0	.... 1 error	14-9
		.... 2+ errors	4-7
Opponent 0-2 runs	21-0		
..... 3-5 runs	9-6	Opp. made 0 errors	13-11
..... 6-9 runs	8-11	..... 1 error	17-7
..... 10+ runs	0-2	..... 2+ errors	8-1
Scored in 1st inning	17-4	Out-hit opponent	36-3
Opp. scored in 1st	9-13	Out-hit by opponent	1-16
Scores first	27-5	Hits are tied	1-0
Opp. scores first	11-14		

**Record when team scores:**

Runs	0	1	2	3	4	5	6	7	8	9	10+
W-L	0-2	0-6	0-3	0-3	2-3	2-1	4-1	3-0	4-0	3-0	20-0

**Record when opponent scores:**

Runs	0	1	2	3	4	5	6	7	8	9	10+
W-L	8-0	6-0	7-0	4-3	3-1	2-2	2-4	4-4	1-0	1-3	0-2

**Record when leading after:**

Inn.	1	2	3	4	5	6	7	8
W-L	15-1	26-1	31-1	33-2	35-1	35-0	30-0	27-0

**Record when trailing after:**

Inn.	1	2	3	4	5	6	7	8
W-L	3-12	3-13	3-16	3-15	3-16	2-18	1-15	1-15

**Record when tied after:**

Inn.	1	2	3	4	5	6	7	8
W-L	20-6	9-5	4-2	2-2	0-2	1-1	1-1	1-1

Current losing streak: 1  
Longest winning streak: 11  
Longest losing streak: 4

Home attendance : 166045 ( 38 dates avg = 4369 )  
Away attendance : 121088 ( 19 dates avg = 6373 )  
Total attendance: 287133 ( 57 dates avg = 5037 )



**2023 Tennessee Baseball**  
**Season Game Highs for Tennessee (as of May 30, 2023)**  
**(All games)**



**TEAM GAME HIGHS**

**Batting**

At bats:	43	-	at LSU (Apr 01, 2023)
Runs scored:	23	-	vs Alabama A&M (Feb 22, 2023)
	23	-	vs Morehead State (Mar 10, 2023)
Hits:	19	-	vs Bellarmine (Apr 25, 2023)
RBIs:	23	-	vs Morehead State (Mar 10, 2023)
Doubles:	5	-	vs Lipscomb (Mar 14, 2023)
Triples:	2	-	vs Alabama A&M (Feb 22, 2023)
	2	-	vs Belmont (May 16, 2023)
Home runs:	7	-	vs Morehead State (Mar 10, 2023)
Total bases:	43	-	vs Morehead State (Mar 10, 2023)
Walks:	18	-	vs Florida (Apr 08, 2023)
Strikeouts:	18	-	vs Florida (Apr 06, 2023)
Sac hits:	2	-	vs Texas A&M (Mar 26, 2023)
Sac flies:	2	-	vs Gonzaga (Mar 05, 2023)
	2	-	vs Texas A&M (Mar 25, 2023)
	2	-	vs Eastern Kentucky (Apr 11, 2023)
Stolen bases:	5	-	vs Alabama A&M (Feb 22, 2023)
Hit by pitch:	5	-	at Georgia (May 05, 2023)
Caught stealing:	2	-	vs Texas A&M (Mar 24, 2023)
	2	-	at South Carolina (May 19, 2023)
Runners LOB:	16	-	vs Kentucky (May 14, 2023)
Hit into DP:	2	-	(8 times )

**Fielding**

Putouts:	36	-	vs Vanderbilt (Apr 21, 2023)
Assists:	13	-	vs Vanderbilt (Apr 21, 2023)
	13	-	vs Vanderbilt (Apr 23, 2023)
	13	-	at Georgia (May 05, 2023)
Errors:	3	-	(4 times )
Passed balls:	2	-	vs Florida (Apr 07, 2023)
DPs turned:	2	-	(4 times )

**Pitching**

Innings pitched:	12.0	-	vs Vanderbilt (Apr 21, 2023)
Runs allowed:	12	-	vs Tennessee Tech (Apr 18, 2023)
Earned runs:	10	-	vs Tennessee Tech (Apr 18, 2023)
	10	-	vs Kentucky (May 14, 2023)
Walks allowed:	10	-	vs Austin Peay (May 09, 2023)
Strikeouts:	20	-	vs Dayton (Feb 24, 2023)
Hits allowed:	18	-	vs Tennessee Tech (Apr 18, 2023)
Doubles allowed:	7	-	at LSU (Mar 31, 2023)
Triples allowed:	2	-	at Arkansas (Apr 16, 2023)
Homers allowed:	5	-	vs Kentucky (May 14, 2023)
Wild pitches:	4	-	vs Belmont (May 16, 2023)
Hit batters:	4	-	at Arkansas (Apr 15, 2023)





**2023 Tennessee Baseball**  
**Season Game Highs for Tennessee (as of May 30, 2023)**  
**(All games)**



INDIVIDUAL GAME HIGHS

Batting

At bats:	6	- (4 times )
Runs scored:	5	- Maui Ahuna vs Morehead State (Mar 10, 2023)
Hits:	4	- Charlie Taylor vs Alabama A&M (Feb 22, 2023)
	4	- Zane Denton vs Morehead State (Mar 10, 2023)
	4	- Hunter Ensley at South Carolina (May 19, 2023)
RBI's:	6	- Zane Denton vs Morehead State (Mar 10, 2023)
	6	- Griffin Merritt vs Florida (Apr 08, 2023)
	6	- Ryan Miller vs Bellarmine (Apr 25, 2023)
Doubles:	2	- Dylan Dreiling at Arkansas (Apr 15, 2023)
	2	- Maui Ahuna vs Belmont (May 16, 2023)
	2	- Maui Ahuna at South Carolina (May 20, 2023)
Triples:	1	- (15 times )
Home runs:	2	- (11 times )
Total bases:	12	- Charlie Taylor vs Alabama A&M (Feb 22, 2023)
Walks:	3	- (8 times )
Strikeouts:	4	- Kyle Booker vs Boston College (Mar 07, 2023)
	4	- Christian Moore vs Florida (Apr 06, 2023)
	4	- Maui Ahuna vs Vanderbilt (Apr 21, 2023)
Sac hits:	1	- (12 times )
Sac flies:	2	- Cal Stark vs Eastern Kentucky (Apr 11, 2023)
Stolen bases:	3	- Christian Moore vs Gonzaga (Mar 05, 2023)
Hit by pitch:	3	- Hunter Ensley at Georgia (May 05, 2023)
Caught stealing:	1	- (12 times )
Runners LOB:	5	- Charlie Taylor vs Bellarmine (Apr 25, 2023)
	5	- Jared Dickey vs Mississippi State (Apr 29, 2023)

Fielding

Putouts:	18	- Jared Dickey vs Tennessee Tech (Apr 18, 2023)
Assists:	9	- Maui Ahuna vs Vanderbilt (Apr 23, 2023)
Errors:	2	- Blake Burke at Missouri (Mar 19, 2023)
Passed balls:	2	- Jared Dickey vs Florida (Apr 07, 2023)

Pitching

Innings pitched:	8.1	- Andrew Lindsey at South Carolina (May 19, 2023)
Runs allowed:	8	- Drew Beam at Georgia (May 07, 2023)
Earned runs:	7	- Chase Burns vs Florida (Apr 07, 2023)
	7	- Drew Beam at Georgia (May 07, 2023)
Walks allowed:	4	- Chase Burns vs Florida (Apr 07, 2023)
	4	- Drew Beam at Arkansas (Apr 16, 2023)
	4	- Bryce Jenkins vs Austin Peay (May 09, 2023)
Strikeouts:	13	- Chase Burns vs Morehead State (Mar 11, 2023)
	13	- Chase Dollander at South Carolina (May 20, 2023)
Hits allowed:	10	- Drew Beam at Georgia (May 07, 2023)
Doubles allowed:	5	- Chase Dollander at Missouri (Mar 17, 2023)
	5	- Chase Burns at LSU (Mar 31, 2023)
Triples allowed:	1	- (7 times )
Homers allowed:	4	- Drew Beam at Georgia (May 07, 2023)
Wild pitches:	2	- Drew Beam vs Texas A&M (Mar 26, 2023)

Hit batters: 2 - Zach Joyce vs Belmont (May 16, 2023)  
2 - Hollis Fanning vs Belmont (May 16, 2023)  
4 - Camden Sewell at Arkansas (Apr 15, 2023)



**2023 Tennessee Baseball  
Batting Leaders for Tennessee (as of May 30, 2023)  
(All games)**



Hitting minimums - 1 Games 1 AB 2.0 AB/Game 1 TPA  
Pitching minimums - 1 Games 5 IP 1 BF 1.0 IP/Game

<b>Batting avg</b>		<b>Slugging pct</b>		<b>On base pct</b>	
1. 17 Jared Dickey	.343	1. 10 Griffin Merritt	.682	1. 8 Christian Scott	.450
2. 2 Maui Ahuna	.313	2. 17 Jared Dickey	.578	2. 1 Christian Moore	.449
3. 8 Christian Scott	.311	3. 1 Christian Moore	.567	3. 2 Maui Ahuna	.433
4. 1 Christian Moore	.300	4. 44 Zane Denton	.564	4. 44 Zane Denton	.415
5. 10 Griffin Merritt	.293	5. 2 Maui Ahuna	.560	5. 17 Jared Dickey	.411
<b>Runs scored</b>		<b>Hits</b>		<b>Runs batted in</b>	
1. 1 Christian Moore	57	1. 17 Jared Dickey	70	1. 44 Zane Denton	50
2. 17 Jared Dickey	52	2. 25 Blake Burke	60	2. 17 Jared Dickey	46
3. 25 Blake Burke	45	3. 1 Christian Moore	54	3. 10 Griffin Merritt	43
4. 44 Zane Denton	38	4. 2 Maui Ahuna	52	4. 1 Christian Moore	40
5. 2 Maui Ahuna	35	5. 44 Zane Denton	50	25 Blake Burke	40
<b>Doubles</b>		<b>Triples</b>		<b>Home runs</b>	
1. 2 Maui Ahuna	18	1. 25 Blake Burke	3	1. 10 Griffin Merritt	17
2. 10 Griffin Merritt	10	44 Zane Denton	3	2. 25 Blake Burke	15
3. 1 Christian Moore	9	17 Jared Dickey	3	3. 1 Christian Moore	13
44 Zane Denton	9	4. 46 Dylan Dreiling	2	4. 44 Zane Denton	12
5. 5 tied at.....	6	5. 4 tied at.....	1	17 Jared Dickey	12
<b>Total bases</b>		<b>Walks</b>		<b>Hit by pitch</b>	
1. 17 Jared Dickey	118	1. 1 Christian Moore	46	1. 25 Blake Burke	9
2. 25 Blake Burke	115	2. 44 Zane Denton	41	30 Cal Stark	9
3. 10 Griffin Merritt	107	3. 2 Maui Ahuna	32	3. 9 Hunter Ensley	7
4. 1 Christian Moore	102	4. 8 Christian Scott	28	10 Griffin Merritt	7
5. 44 Zane Denton	101	5. 25 Blake Burke	25	5. 17 Jared Dickey	6
<b>Sac bunts</b>		<b>Sac flies</b>		<b>Stolen bases</b>	
1. 8 Christian Scott	5	1. 44 Zane Denton	5	1. 1 Christian Moore	15
2. 14 Charlie Taylor	2	2. 30 Cal Stark	3	2. 8 Christian Scott	10
3. 5 tied at...	1	1 Christian Moore	3	3. 17 Jared Dickey	7
		4. 4 tied at.....	2	4. 9 Hunter Ensley	6
				5. 2 tied at....	4
<b>Caught stealing</b>		<b>Steal attempts</b>		<b>Stolen base pct</b>	
1. 17 Jared Dickey	3	1. 1 Christian Moore	17	1. 10 Griffin Merritt	1.000
2. 1 Christian Moore	2	2. 8 Christian Scott	10	8 Christian Scott	1.000
2 Maui Ahuna	2	17 Jared Dickey	10	3. 1 Christian Moore	.882
4. 5 tied at.....	1	4. 9 Hunter Ensley	7	4. 9 Hunter Ensley	.857
		5. 2 Maui Ahuna	6	5. 25 Blake Burke	.800
<b>Strikeouts</b>		<b>Grounded into DP</b>		<b>Total plate appearances</b>	
1. 2 Maui Ahuna	60	1. 9 Hunter Ensley	4	1. 25 Blake Burke	245
2. 1 Christian Moore	58	2. 14 Charlie Taylor	3	2. 1 Christian Moore	234
3. 44 Zane Denton	52	17 Jared Dickey	3	3. 17 Jared Dickey	231
4. 10 Griffin Merritt	42	25 Blake Burke	3	4. 44 Zane Denton	229
5. 25 Blake Burke	41	5. 2 tied at.....	2	5. 2 Maui Ahuna	203
<b>At bats</b>		<b>Games played</b>		<b>Game starts</b>	
1. 25 Blake Burke	209	1. 44 Zane Denton	57	1. 25 Blake Burke	56
2. 17 Jared Dickey	204	2. 25 Blake Burke	56	44 Zane Denton	56
3. 1 Christian Moore	180	3. 8 Christian Scott	55	3. 17 Jared Dickey	52
4. 44 Zane Denton	179	4. 1 Christian Moore	54	1 Christian Moore	52
5. 2 Maui Ahuna	166	17 Jared Dickey	54	5. 2 Maui Ahuna	43
<b>Games as sub</b>					
1. 46 Dylan Dreiling	22				
2. 14 Charlie Taylor	19				
3. 8 Christian Scott	18				
4. 4 Jake Kendro	17				
5. 6 Kyle Booker	16				



**2023 Tennessee Baseball  
Pitching Leaders for Tennessee (as of May 30, 2023)  
(All games)**



Hitting minimums - 1 Games 1 AB 2.0 AB/Game 1 TPA  
Pitching minimums - 1 Games 5 IP 1 BF 1.0 IP/Game

<b>Earned run avg</b>		<b>Opposing bat avg</b>		<b>Won-loss pct</b>	
1. 32 Drew Beam	4.18	1. 11 Chase Dollander	.232	1. 32 Drew Beam	.636
2. 11 Chase Dollander	4.28	2. 32 Drew Beam	.272	2. 11 Chase Dollander	.500
<b>Wins</b>		<b>Losses</b>		<b>Saves</b>	
1. 32 Drew Beam	7	1. 11 Chase Dollander	6	1. 19 Seth Halvorsen	2
2. 11 Chase Dollander	6	2. 32 Drew Beam	4	2. 23 Chase Burns	1
3. 16 Camden Sewell	4	3. 19 Seth Halvorsen	3		
28 Aaron Combs	4	23 Chase Burns	3		
23 Chase Burns	4	5. 29 Andrew Lindsey	2		
<b>Innings pitched</b>		<b>Batters struck out</b>		<b>Appearances</b>	
1. 11 Chase Dollander	73.2	1. 11 Chase Dollander	107	1. 35 Kirby Connell	30
2. 32 Drew Beam	66.2	2. 23 Chase Burns	92	2. 48 Zander Sechrist	22
		3. 32 Drew Beam	62	28 Aaron Combs	22
		4. 29 Andrew Lindsey	54	4. 33 AJ Russell	21
		5. 33 AJ Russell	45	19 Seth Halvorsen	21
<b>Games started</b>		<b>Games finished</b>		<b>Games in relief</b>	
1. 32 Drew Beam	14	1. 19 Seth Halvorsen	8	1. 35 Kirby Connell	30
11 Chase Dollander	14	28 Aaron Combs	8	2. 28 Aaron Combs	22
3. 48 Zander Sechrist	12	3. 34 Hollis Fanning	7	3. 33 AJ Russell	20
4. 23 Chase Burns	8	4. 16 Camden Sewell	5	19 Seth Halvorsen	20
5. 29 Andrew Lindsey	6	5. 4 tied at.....	4	5. 20 Bryce Jenkins	18
<b>Wild pitches</b>		<b>Balks</b>		<b>Hit batters</b>	
1. 23 Chase Burns	6	1. 19 Seth Halvorsen	1	1. 16 Camden Sewell	8
2. 32 Drew Beam	3	11 Chase Dollander	1	2. 11 Chase Dollander	6
40 Zach Joyce	3	23 Chase Burns	1	3. 28 Aaron Combs	5
4. 4 tied at.....	2			29 Andrew Lindsey	5
				5. 19 Seth Halvorsen	4
<b>Intentional BB allowed</b>		<b>Runners picked off</b>		<b>Batters SO out looking</b>	
1. 33 AJ Russell	3	1. 30 Cal Stark	4	1. 11 Chase Dollander	31
2. 19 Seth Halvorsen	2	2. 34 Hollis Fanning	2	2. 29 Andrew Lindsey	19
29 Andrew Lindsey	2	3. 9 tied at.....	1	3. 32 Drew Beam	18
4. 48 Zander Sechrist	1			4. 23 Chase Burns	17
				5. 33 AJ Russell	12
<b>Sac bunts allowed</b>		<b>Sac flies allowed</b>		<b>Hits allowed</b>	
1. 29 Andrew Lindsey	3	1. 32 Drew Beam	4	1. 11 Chase Dollander	65
32 Drew Beam	3	2. 11 Chase Dollander	2	2. 32 Drew Beam	71
3. 27 Jacob Bimbi	2	29 Andrew Lindsey	2		
4. 6 tied at.....	1	4. 7 tied at.....	1		
<b>Runs allowed</b>		<b>Earned runs allowed</b>		<b>Walks allowed</b>	
1. 11 Chase Dollander	37	1. 32 Drew Beam	31	1. 32 Drew Beam	20
2. 32 Drew Beam	45	2. 11 Chase Dollander	35	2. 11 Chase Dollander	25
<b>Doubles allowed</b>		<b>Triples allowed</b>		<b>Home runs allowed</b>	
1. 32 Drew Beam	11	1. 32 Drew Beam	2	1. 32 Drew Beam	11
2. 11 Chase Dollander	15	11 Chase Dollander	2	2. 11 Chase Dollander	12





2023 Tennessee Baseball  
Fielding Leaders for Tennessee (as of May 30, 2023)  
(All games)



Hitting minimums - 1 Games  
Pitching minimums - 1 Games 5 IP 1 BF 1.0 IP/Game

Fielding pct		Chances		Putouts	
1. 9 Hunter Ensley	1.000	1. 25 Blake Burke	386	1. 25 Blake Burke	351
10 Griffin Merritt	1.000	2. 14 Charlie Taylor	300	2. 14 Charlie Taylor	291
21 Kavares Tears	1.000	3. 30 Cal Stark	269	3. 30 Cal Stark	253
12 Ethan Payne	1.000	4. 1 Christian Moore	173	4. 17 Jared Dickey	130
18 Ryan Miller	1.000	5. 2 Maui Ahuna	137	5. 9 Hunter Ensley	90
Assists		Errors		Fielding double plays	
1. 1 Christian Moore	104	1. 25 Blake Burke	11	1. 25 Blake Burke	21
2. 2 Maui Ahuna	93	2. 1 Christian Moore	8	2. 1 Christian Moore	15
3. 44 Zane Denton	44	3. 2 Maui Ahuna	6	3. 2 Maui Ahuna	13
4. 4 Jake Kendro	27	4. 3 tied at...	3	4. 4 Jake Kendro	5
5. 25 Blake Burke	24			5. 5 Austen Jaslove	4
Stolen bases against		Caught stealing by		Steal attempts against	
1. 30 Cal Stark	43	1. 30 Cal Stark	5	1. 30 Cal Stark	48
2. 14 Charlie Taylor	24	2. 14 Charlie Taylor	4	2. 14 Charlie Taylor	28
3. 11 Chase Dollander	14	3. 29 Andrew Lindsey	3	3. 11 Chase Dollander	15
4. 19 Seth Halvorsen	12	23 Chase Burns	3	4. 29 Andrew Lindsey	14
5. 2 tied at.....	11	5. 2 tied at.....	2	5. 19 Seth Halvorsen	13
Passed balls		Catchers interference			
1. 17 Jared Dickey	5	1. 14 Charlie Taylor	1		
2. 14 Charlie Taylor	3				
30 Cal Stark	3				



**2023 Tennessee Baseball**  
**Miscellaneous Stats for Tennessee (as of May 30, 2023)**  
**(All games)**



<b>Multiple Hit Games</b>	<b>2</b>	<b>3</b>	<b>4</b>	<b>5+</b>	<b>Total</b>
17 Jared Dickey	13	8	-	-	21
25 Blake Burke	12	6	-	-	18
2 Maui Ahuna	15	1	-	-	16
1 Christian Moore	13	1	-	-	14
44 Zane Denton	11	1	1	-	13
10 Griffin Merritt	10	1	-	-	11
9 Hunter Ensley	6	1	1	-	8
8 Christian Scott	6	1	-	-	7
46 Dylan Dreiling	6	-	-	-	6
21 Kavares Tears	3	1	-	-	4
6 Kyle Booker	1	2	-	-	3
14 Charlie Taylor	1	-	1	-	2
13 Reese Chapman	1	-	-	-	1
18 Ryan Miller	1	-	-	-	1
7 Logan Chambers	1	-	-	-	1
30 Cal Stark	1	-	-	-	1
TEAM	101	23	3	0	127

<b>Multiple RBI Games</b>	<b>2</b>	<b>3</b>	<b>4</b>	<b>5+</b>	<b>Total</b>
44 Zane Denton	8	3	-	2	13
17 Jared Dickey	6	4	2	-	12
1 Christian Moore	7	4	1	-	12
25 Blake Burke	6	3	1	1	11
2 Maui Ahuna	5	-	2	2	9
8 Christian Scott	5	1	2	-	8
10 Griffin Merritt	2	2	1	2	7
9 Hunter Ensley	4	2	1	-	7
46 Dylan Dreiling	4	2	-	-	6
30 Cal Stark	5	-	-	-	5
21 Kavares Tears	2	2	-	-	4
14 Charlie Taylor	1	-	1	1	3
13 Reese Chapman	1	1	-	-	2
18 Ryan Miller	1	-	-	1	2
6 Kyle Booker	1	-	-	-	1
5 Austen Jaslove	1	-	-	-	1
7 Logan Chambers	1	-	-	-	1
12 Ethan Payne	1	-	-	-	1
TEAM	61	24	11	9	105

<b>Hitting Streaks</b>	<b>Longest</b>	<b>Current</b>
17 Jared Dickey	14	-
1 Christian Moore	13	-
10 Griffin Merritt	10	-
9 Hunter Ensley	10	-
2 Maui Ahuna	8	-
8 Christian Scott	7	7
46 Dylan Dreiling	7	-
25 Blake Burke	7	-
44 Zane Denton	5	-
6 Kyle Booker	4	-
14 Charlie Taylor	4	4
4 Jake Kendro	3	-
30 Cal Stark	3	-
21 Kavares Tears	3	-
5 Austen Jaslove	3	-
7 Logan Chambers	2	1
12 Ethan Payne	2	-
18 Ryan Miller	2	-
13 Reese Chapman	2	-

<b>Reached Base Streaks</b>	<b>Longest</b>	<b>Current</b>
1 Christian Moore	20	-
25 Blake Burke	19	-
9 Hunter Ensley	16	-
10 Griffin Merritt	16	-
17 Jared Dickey	16	-
2 Maui Ahuna	15	-
30 Cal Stark	13	-
8 Christian Scott	12	12
44 Zane Denton	11	-
46 Dylan Dreiling	7	1
6 Kyle Booker	5	1
18 Ryan Miller	5	-
5 Austen Jaslove	4	1
14 Charlie Taylor	4	4
7 Logan Chambers	4	4
21 Kavares Tears	3	1
4 Jake Kendro	3	1
13 Reese Chapman	3	-
12 Ethan Payne	2	2



**2023 Tennessee Baseball**  
**Miscellaneous Stats for Tennessee (as of May 30, 2023)**  
**(All games)**



**Starting Lineup By Position**  
**(Team W-L record when starter)**

<b>PITCHER:</b>		
32 Drew Beam	14	(10-4)
11 Chase Dollander	14	(7-7)
48 Zander Sechrist	12	(10-2)
23 Chase Burns	8	(4-4)
29 Andrew Lindsey	6	(5-1)
34 Hollis Fanning	1	(1-0)
33 AJ Russell	1	(1-0)
19 Seth Halvorsen	1	(0-1)
<b>CATCHER:</b>		
30 Cal Stark	28	(20-8)
14 Charlie Taylor	21	(14-7)
17 Jared Dickey	8	(4-4)
<b>FIRST BASE:</b>		
25 Blake Burke	56	(37-19)
9 Hunter Ensley	1	(1-0)
<b>SECOND BASE:</b>		
1 Christian Moore	52	(34-18)
4 Jake Kendro	4	(4-0)
7 Logan Chambers	1	(0-1)
<b>THIRD BASE:</b>		
44 Zane Denton	56	(37-19)
12 Ethan Payne	1	(1-0)
<b>SHORTSTOP:</b>		
2 Maui Ahuna	43	(30-13)
5 Austen Jaslove	11	(8-3)
4 Jake Kendro	3	(0-3)
<b>LEFT FIELD:</b>		
17 Jared Dickey	28	(20-8)
10 Griffin Merritt	11	(8-3)
6 Kyle Booker	8	(4-4)
46 Dylan Dreiling	6	(3-3)
9 Hunter Ensley	4	(3-1)
<b>CENTER FIELD:</b>		
9 Hunter Ensley	36	(23-13)
8 Christian Scott	10	(6-4)
17 Jared Dickey	6	(4-2)
6 Kyle Booker	4	(4-0)
46 Dylan Dreiling	1	(1-0)
<b>RIGHT FIELD:</b>		
8 Christian Scott	27	(16-11)
10 Griffin Merritt	10	(9-1)
21 Kavares Tears	10	(7-3)
17 Jared Dickey	6	(4-2)
46 Dylan Dreiling	3	(1-2)
13 Reese Chapman	1	(1-0)
<b>DESIGNATED HITTER:</b>		
10 Griffin Merritt	21	(13-8)
46 Dylan Dreiling	14	(9-5)
30 Cal Stark	6	(4-2)
7 Logan Chambers	5	(4-1)
21 Kavares Tears	4	(3-1)
17 Jared Dickey	4	(3-1)
12 Ethan Payne	1	(1-0)
5 Austen Jaslove	1	(1-0)
13 Reese Chapman	1	(0-1)

**Starting Lineup By Lineup Spot**  
**(Team W-L record when starter)**

<b>LEADOFF:</b>		
2 Maui Ahuna	35	(23-12)
17 Jared Dickey	17	(12-5)
9 Hunter Ensley	2	(0-2)
7 Logan Chambers	1	(1-0)
46 Dylan Dreiling	1	(1-0)
25 Blake Burke	1	(1-0)
<b>2ND SPOT:</b>		
1 Christian Moore	28	(20-8)
9 Hunter Ensley	22	(16-6)
46 Dylan Dreiling	6	(2-4)
25 Blake Burke	1	(0-1)
<b>3RD SPOT:</b>		
25 Blake Burke	34	(24-10)
17 Jared Dickey	18	(13-5)
1 Christian Moore	5	(1-4)
<b>CLEANUP:</b>		
44 Zane Denton	23	(16-7)
25 Blake Burke	16	(11-5)
10 Griffin Merritt	10	(7-3)
1 Christian Moore	3	(1-2)
17 Jared Dickey	3	(1-2)
9 Hunter Ensley	1	(1-0)
30 Cal Stark	1	(1-0)
<b>5TH SPOT:</b>		
1 Christian Moore	16	(12-4)
17 Jared Dickey	14	(9-5)
10 Griffin Merritt	11	(11-0)
44 Zane Denton	6	(3-3)
46 Dylan Dreiling	3	(0-3)
25 Blake Burke	3	(1-2)
21 Kavares Tears	2	(2-0)
6 Kyle Booker	1	(0-1)
9 Hunter Ensley	1	(0-1)
<b>6TH SPOT:</b>		
10 Griffin Merritt	19	(11-8)
44 Zane Denton	10	(7-3)
9 Hunter Ensley	7	(3-4)
30 Cal Stark	7	(6-1)
46 Dylan Dreiling	4	(4-0)
2 Maui Ahuna	4	(4-0)
21 Kavares Tears	2	(1-1)
4 Jake Kendro	1	(1-0)
7 Logan Chambers	1	(0-1)
13 Reese Chapman	1	(0-1)
6 Kyle Booker	1	(1-0)
<b>7TH SPOT:</b>		
44 Zane Denton	16	(10-6)
46 Dylan Dreiling	9	(6-3)
6 Kyle Booker	6	(4-2)
21 Kavares Tears	6	(4-2)
9 Hunter Ensley	5	(4-1)
2 Maui Ahuna	3	(2-1)
30 Cal Stark	3	(2-1)
8 Christian Scott	3	(3-0)
5 Austen Jaslove	2	(1-1)
7 Logan Chambers	1	(1-0)
13 Reese Chapman	1	(1-0)
25 Blake Burke	1	(0-1)
4 Jake Kendro	1	(0-1)
<b>8TH SPOT:</b>		
8 Christian Scott	22	(12-10)
30 Cal Stark	9	(6-3)
5 Austen Jaslove	6	(5-1)
21 Kavares Tears	4	(3-1)



## STARTERS SUMMARY

[illegible]





## 2023 Tennessee Baseball Individual Career History



### Mauí Ahuna

Year	avg	gp-gs	ab	r	h	2b	3b	hr	rbi	tb	slg%	bb	hbp	so	gdp	ob%	sf	sh	sb-att	po	a	e	fld%
2021*	.314	50-50	185	33	58	11	3	1	25	78	.422	28	4	38	2	.413	1	2	8-9	56	129	14	.930
2022*	.396	53-53	202	42	80	16	4	8	48	128	.634	28	5	49	3	.479	1	0	13-17	74	158	14	.943
2023	.313	44-43	166	35	52	18	1	7	38	93	.560	32	4	60	0	.433	1	0	4-6	38	93	6	.956
TOTAL	.313	44-43	166	35	52	18	1	7	38	93	.560	32	4	60	0	.433	1	0	4-6	38	93	6	.956
All*	.344	147-146	553	110	190	45	8	16	111	299	.541	88	13	147	5	.443	3	2	25-32	168	380	34	.942

\* Statistics from prior team/school

#### SINGLE-GAME HIGHS [all-time ranking]:

Hits: 3, Belmont, May 16, 2023

Doubles: 2 [t-2nd], Belmont, May 16, 2023; at South Carolina, May 20, 2023

Triples: 1 [t-1st], Texas A&M, Mar 24, 2023

Home runs: 2 [t-3rd], Morehead State, Mar 10, 2023

Total bases: 8, Morehead State, Mar 10, 2023

RBI: 5, Vanderbilt, Apr 22, 2023; Morehead State, Mar 10, 2023

Runs scored: 5 [1st], Morehead State, Mar 10, 2023

Walks: 3 [t-4th], Morehead State, Mar 10, 2023

Hit by pitch: 1, 4 times

Struck out: 4 [t-1st], Vanderbilt, Apr 21, 2023

Sac flies: 1 [t-5th], Gonzaga, Mar 05, 2023

At bats: 5, 9 times

Stolen bases: 2 [t-9th], Gonzaga, Mar 03, 2023

Caught stealing: 1 [t-1st], Mississippi State, Apr 29, 2023; at Missouri, Mar 19, 2023

Field chances: 10, Vanderbilt, Apr 23, 2023

Putouts: 4, Texas A&M, Mar 24, 2023

Assists: 9 [t-1st], Vanderbilt, Apr 23, 2023

### Drew Beam

Year	avg	gp-gs	ab	r	h	2b	3b	hr	rbi	tb	slg%	bb	hbp	so	gdp	ob%	sf	sh	sb-att	po	a	e	fld%
2022	.000	0-0	0	0	0	0	0	0	0	0	.000	0	0	0	0	.000	0	0	0-0	2	6	1	.889
2023	.000	0-0	0	0	0	0	0	0	0	0	.000	0	0	0	0	.000	0	0	0-0	6	9	3	.833
TOTAL	.000	0-0	0	0	0	0	0	0	0	0	.000	0	0	0	0	.000	0	0	0-0	8	15	4	.852

Year	era	w-l	app	gs	cq	sho	sv	ip	h	r	er	bb	so	2b	3b	hr	bf	bavg	wp	hbp	bk	sfa	sha
2022	2.72	8-1	16	15	1	1/3	0	76.0	50	26	23	21	62	12	1	8	298	.186	2	5	0	2	1
2023	4.18	7-4	14	14	1	0/2	0	66.2	71	45	31	20	62	11	2	11	290	.272	3	2	0	4	3
TOTAL	3.41	15-5	30	29	2	1/5	0	142.2	121	71	54	41	124	23	3	19	588	.228	5	7	0	6	4

#### SINGLE-GAME HIGHS [all-time ranking]:

Innings pitched: 9.0 [t-1st], at Vanderbilt, Apr 03, 2022

Walks allowed: 4 [t-2nd], at Arkansas, Apr 16, 2023; at Georgia Tech, Jun 05, 2022; vs Kentucky, May 28, 2022

Strikeouts: 10, Florida, Apr 08, 2023; Alabama, Apr 17, 2022

Batters faced: 28, at Vanderbilt, Apr 03, 2022; Vanderbilt, Apr 23, 2023

Field chances: 3, vs UC San Diego, Feb 19, 2023; Kentucky, May 14, 2023

Putouts: 1, 8 times

Assists: 2, 4 times

Runners CS: 1 [t-10th], vs Oklahoma, Mar 06, 2022; at Mississippi State, May 21, 2022; vs Kentucky, May 28, 2022



## 2023 Tennessee Baseball Individual Career History



### Andrew Behnke

Year	avg	gp-gs	ab	r	h	2b	3b	hr	rbi	tb	slg%	bb	hbp	so	gdp	ob%	sf	sh	sb-att	po	a	e	fld%
2023	.000	0-0	0	0	0	0	0	0	0	0	.000	0	0	0	0	.000	0	0	0-0	0	2	0	1.000
TOTAL	.000	0-0	0	0	0	0	0	0	0	0	.000	0	0	0	0	.000	0	0	0-0	0	2	0	1.000

Year	era	w-l	app	gs	cg	sho	sv	ip	h	r	er	bb	so	2b	3b	hr	bf	bavg	wp	hbp	bk	sfa	sha
2023	0.00	0-0	6	0	0	0/0	0	5.2	2	0	0	4	10	0	0	0	24	.100	0	0	0	0	0
TOTAL	0.00	0-0	6	0	0	0/0	0	5.2	2	0	0	4	10	0	0	0	24	.100	0	0	0	0	0

#### SINGLE-GAME HIGHS [all-time ranking]:

Innings pitched: 1.2, Austin Peay, May 09, 2023

Walks allowed: 2, Tennessee Tech, Apr 18, 2023; Austin Peay, May 09, 2023

Strikeouts: 4, Austin Peay, May 09, 2023

Batters faced: 8, Austin Peay, May 09, 2023

Field chances: 2, Austin Peay, May 09, 2023

Assists: 2, Austin Peay, May 09, 2023

### Kyle Booker

Year	avg	gp-gs	ab	r	h	2b	3b	hr	rbi	tb	slg%	bb	hbp	so	gdp	ob%	sf	sh	sb-att	po	a	e	fld%
2021	.310	27-12	58	16	18	5	0	1	10	26	.448	7	1	18	1	.382	2	0	1-1	21	0	1	.955
2022	.222	29-6	45	12	10	3	0	1	10	16	.356	7	3	12	0	.364	0	0	1-1	12	3	0	1.000
2023	.236	28-12	55	9	13	3	0	1	4	19	.345	6	1	23	1	.323	0	1	2-2	27	2	1	.967
TOTAL	.259	84-30	158	37	41	11	0	3	24	61	.386	20	5	53	2	.357	2	1	4-4	60	5	2	.970

#### SINGLE-GAME HIGHS [all-time ranking]:

Hits: 3, at LSU, Apr 01, 2023; at Western Carolina, Apr 13, 2021; Gonzaga, Mar 05, 2023

Doubles: 1, 11 times

Home runs: 1, Gonzaga, Mar 04, 2023; Western Carolina, Mar 30, 2021; Alabama A&M, May 03, 2022

Total bases: 5, Gonzaga, Mar 04, 2023; Western Carolina, Mar 30, 2021; Alabama A&M, May 03, 2022

RBI: 3, Bellarmine, Apr 19, 2022; Arkansas-Pine Bluff, Feb 23, 2021; Western Carolina, Mar 30, 2021

Runs scored: 3, 4 times

Walks: 3 [t-4th], at Kentucky, May 05, 2022

Hit by pitch: 1, 5 times

Struck out: 4 [t-1st], Boston College, Mar 07, 2023

Sac flies: 1 [t-5th], at Western Carolina, Apr 13, 2021; Arkansas-Pine Bluff, Feb 24, 2021

Sac bunts: 1 [t-7th], Gonzaga, Mar 05, 2023

At bats: 5, 4 times

Stolen bases: 1, 4 times

Field chances: 7, at LSU, Apr 01, 2023

Putouts: 6, at LSU, Apr 01, 2023

Assists: 1, 5 times



## 2023 Tennessee Baseball Individual Career History



### Blake Burke

Year	avg	gp-gs	ab	r	h	2b	3b	hr	rbi	tb	slg%	bb	hbp	so	gdp	ob%	sf	sh	sb-att	po	a	e	fld%
2022	.326	45-22	95	30	31	3	1	14	32	78	.821	19	6	37	0	.467	0	0	2-3	24	1	0	1.000
2023	.287	56-56	209	45	60	4	3	15	40	115	.550	25	9	41	3	.384	2	0	4-5	351	24	11	.972
TOTAL	.299	101-78	304	75	91	7	4	29	72	193	.635	44	15	78	3	.411	2	0	6-8	375	25	11	.973

#### SINGLE-GAME HIGHS [all-time ranking]:

Hits: 3, 7 times

Doubles: 1, 7 times

Triples: 1 [t-1st], 4 times

Home runs: 2 [t-3rd], Dayton, Feb 26, 2023; Georgia, May 12, 2022

Total bases: 9, Georgia, May 12, 2022

RBI: 5, Charleston Southern, Feb 28, 2023

Runs scored: 3, 5 times

Walks: 3 [t-4th], Florida, Apr 08, 2023

Hit by pitch: 2 [t-2nd], UNC Asheville, Mar 28, 2023; Bellarmine, May 10, 2022

Struck out: 3, Bellarmine, Apr 19, 2022; at Georgia Tech, Jun 05, 2022

Sac flies: 1 [t-5th], Boston College, Mar 07, 2023; at Georgia, May 05, 2023

At bats: 6 [t-4th], at LSU, Apr 01, 2023

Stolen bases: 1, 6 times

Caught stealing: 1 [t-1st], Gonzaga, Mar 04, 2023; at Ole Miss, Mar 26, 2022

Field chances: 14, Vanderbilt, Apr 21, 2023

Putouts: 13, Vanderbilt, Apr 21, 2023; Kentucky, May 14, 2023

Assists: 2, at Arkansas, Apr 14, 2023; at Arkansas, Apr 15, 2023; Texas A&M, Mar 24, 2023

### Chase Burns

Year	avg	gp-gs	ab	r	h	2b	3b	hr	rbi	tb	slg%	bb	hbp	so	gdp	ob%	sf	sh	sb-att	po	a	e	fld%
2022	.000	0-0	0	0	0	0	0	0	0	0	.000	0	0	0	0	.000	0	0	0-0	2	7	2	.818
2023	.000	0-0	0	0	0	0	0	0	0	0	.000	0	0	0	0	.000	0	0	0-0	3	1	0	1.000
TOTAL	.000	0-0	0	0	0	0	0	0	0	0	.000	0	0	0	0	.000	0	0	0-0	5	8	2	.867

Year	era	w-l	app	gs	cg	sho	sv	ip	h	r	er	bb	so	2b	3b	hr	bf	bavg	wp	hbp	bk	sfa	sha
2022	2.91	8-2	17	14	0	0/1	0	80.1	65	31	26	25	103	12	0	13	330	.216	5	3	2	0	1
2023	5.30	4-3	14	8	0	0/1	1	56.0	52	36	33	17	92	16	2	10	238	.240	6	3	1	1	0
TOTAL	3.89	12-5	31	22	0	0/2	1	136.1	117	67	59	42	195	28	2	23	568	.226	11	6	3	1	1

#### SINGLE-GAME HIGHS [all-time ranking]:

Innings pitched: 7.0, at Ole Miss, Mar 25, 2022

Walks allowed: 4 [t-2nd], Florida, Apr 07, 2023; Missouri, Apr 08, 2022; Rhode Island, Mar 11, 2022

Strikeouts: 13 [t-1st], Morehead State, Mar 11, 2023

Batters faced: 26, at Missouri, Mar 19, 2023

Field chances: 2, 5 times

Putouts: 1, 5 times

Assists: 2, at Vanderbilt, Apr 01, 2022; at Florida Gators, Apr 22, 2022

Runners CS: 2 [t-1st], Dayton, Feb 25, 2023; Notre Dame, Jun 12, 2022



## 2023 Tennessee Baseball Individual Career History



### Logan Chambers

Year	avg	gp-gs	ab	r	h	2b	3b	hr	rbi	tb	slg%	bb	hbp	so	gdp	ob%	sf	sh	sb-att	po	a	e	fld%
2022	.200	18-6	25	6	5	0	0	0	4	5	.200	8	0	5	1	.371	2	0	0-0	3	5	0	1.000
2023	.240	19-6	25	9	6	0	1	1	3	11	.440	9	0	5	0	.441	0	0	0-0	3	3	0	1.000
TOTAL	.220	37-12	50	15	11	0	1	1	7	16	.320	17	0	10	1	.406	2	0	0-0	6	8	0	1.000

#### SINGLE-GAME HIGHS [all-time ranking]:

Hits: 2, Alabama A&M, Feb 22, 2023; Belmont, May 17, 2022

Triples: 1 [t-1st], Alabama A&M, Feb 22, 2023

Home runs: 1, Eastern Kentucky, Apr 11, 2023

Total bases: 4, Eastern Kentucky, Apr 11, 2023; Alabama A&M, Feb 22, 2023

RBI: 2, Alabama A&M, Feb 22, 2023

Runs scored: 2, Eastern Kentucky, Apr 11, 2023; Alabama A&M, Feb 22, 2023

Walks: 2, Iona, Feb 25, 2022

Struck out: 1, 10 times

Sac flies: 1 [t-5th], Georgia Southern, Feb 20, 2022; UNC Asheville, Feb 23, 2022

At bats: 4, Alabama A&M, May 03, 2022

Field chances: 3, UNC Asheville, Feb 23, 2022

Putouts: 1, 6 times

Assists: 3, UNC Asheville, Feb 23, 2022

### Reese Chapman

Year	avg	gp-gs	ab	r	h	2b	3b	hr	rbi	tb	slg%	bb	hbp	so	gdp	ob%	sf	sh	sb-att	po	a	e	fld%
2023	.263	15-2	19	7	5	0	0	2	7	11	.579	3	2	3	1	.417	0	0	1-1	4	0	0	1.000
TOTAL	.263	15-2	19	7	5	0	0	2	7	11	.579	3	2	3	1	.417	0	0	1-1	4	0	0	1.000

#### SINGLE-GAME HIGHS [all-time ranking]:

Hits: 2, Bellarmine, Apr 25, 2023

Home runs: 1, Eastern Kentucky, Apr 11, 2023; Bellarmine, Apr 25, 2023

Total bases: 5, Bellarmine, Apr 25, 2023

RBI: 3, Eastern Kentucky, Apr 11, 2023

Runs scored: 3, Bellarmine, Apr 25, 2023

Walks: 1, Bellarmine, Apr 25, 2023; Alabama A&M, Feb 21, 2023; Western Carolina, Mar 21, 2023

Hit by pitch: 1, Tennessee Tech, Apr 18, 2023; Gonzaga, Mar 04, 2023

Struck out: 1, Lipscomb, Mar 14, 2023; Wofford, May 02, 2023; Belmont, May 16, 2023

At bats: 4, Alabama A&M, Feb 22, 2023

Stolen bases: 1, Gonzaga, Mar 04, 2023

Field chances: 1, 4 times

Putouts: 1, 4 times





## 2023 Tennessee Baseball Individual Career History



### Aaron Combs

Year	avg	gp-gs	ab	r	h	2b	3b	hr	rbi	tb	slg%	bb	hbp	so	gdp	ob%	sf	sh	sb-att	po	a	e	fld%
2023	.000	0-0	0	0	0	0	0	0	0	0	.000	0	0	0	0	.000	0	0	0-0	0	2	0	1.000
TOTAL	.000	0-0	0	0	0	0	0	0	0	0	.000	0	0	0	0	.000	0	0	0-0	0	2	0	1.000

Year	era	w-l	app	gs	cg	sho	sv	ip	h	r	er	bb	so	2b	3b	hr	bf	bavg	wp	hbp	bk	sfa	sha
2023	2.75	4-0	22	0	0	0/5	0	19.2	14	6	6	7	36	4	0	3	84	.197	2	5	0	1	0
TOTAL	2.75	4-0	22	0	0	0/5	0	19.2	14	6	6	7	36	4	0	3	84	.197	2	5	0	1	0

#### SINGLE-GAME HIGHS [all-time ranking]:

Innings pitched: 1.2, Tennessee Tech, Apr 18, 2023; Lipscomb, Mar 14, 2023

Walks allowed: 1, 7 times

Strikeouts: 4, Tennessee Tech, Apr 18, 2023

Batters faced: 8, Tennessee Tech, Apr 18, 2023

Field chances: 1, Western Carolina, Mar 21, 2023; Wofford, May 02, 2023

Assists: 1, Western Carolina, Mar 21, 2023; Wofford, May 02, 2023

### Kirby Connell

Year	avg	gp-gs	ab	r	h	2b	3b	hr	rbi	tb	slg%	bb	hbp	so	gdp	ob%	sf	sh	sb-att	po	a	e	fld%
2020	.000	0-0	0	0	0	0	0	0	0	0	.000	0	0	0	0	.000	0	0	0-0	0	1	0	1.000
2021	.000	0-0	0	0	0	0	0	0	0	0	.000	0	0	0	0	.000	0	0	0-0	3	4	0	1.000
2022	.000	0-0	0	0	0	0	0	0	0	0	.000	0	0	0	0	.000	0	0	0-0	5	9	0	1.000
2023	.000	0-0	0	0	0	0	0	0	0	0	.000	0	0	0	0	.000	0	0	0-0	1	3	0	1.000
TOTAL	.000	0-0	0	0	0	0	0	0	0	0	.000	0	0	0	0	.000	0	0	0-0	9	17	0	1.000

Year	era	w-l	app	gs	cg	sho	sv	ip	h	r	er	bb	so	2b	3b	hr	bf	bavg	wp	hbp	bk	sfa	sha
2020	6.35	0-0	4	0	0	0/0	0	5.2	5	4	4	1	7	1	0	1	23	.238	1	1	0	0	0
2021	3.00	1-1	26	0	0	0/1	2	42.0	44	19	14	3	39	8	0	5	175	.265	0	2	0	2	2
2022	1.66	4-0	30	0	0	0/2	0	38.0	27	11	7	6	36	2	0	2	146	.199	0	2	0	0	1
2023	3.86	1-0	30	0	0	0/3	0	14.0	10	7	6	3	17	2	0	2	56	.192	0	0	0	0	1
TOTAL	2.80	6-1	90	0	0	0/6	2	99.2	86	41	31	13	99	13	0	10	400	.229	1	5	0	2	4

#### SINGLE-GAME HIGHS [all-time ranking]:

Innings pitched: 4.2, vs Baylor, Mar 05, 2022

Walks allowed: 2, at Campbell, Jun 04, 2022

Strikeouts: 5, Florida, Apr 10, 2021; at Alabama, Apr 4, 2021; Georgia, May 14, 2022

Batters faced: 18, vs Baylor, Mar 05, 2022

Field chances: 2, 4 times

Putouts: 2, at Kentucky, May 06, 2022

Assists: 2, at Campbell, Jun 04, 2022; vs Baylor, Mar 05, 2022

Runners CS: 1 [t-10th], at Alabama, Apr 2, 2021; at Campbell, Jun 04, 2022; vs Baylor, Mar 05, 2022



## 2023 Tennessee Baseball Individual Career History



### Zane Denton

Year	avg	gp-gs	ab	r	h	2b	3b	hr	rbi	tb	slg%	bb	hbp	so	gdp	ob%	sf	sh	sb-att	po	a	e	fld%
2020*	.220	13-11	41	5	9	3	1	0	9	14	.341	3	1	11	0	.277	2	0	0-0	10	15	1	.962
2021*	.308	58-58	221	40	68	10	0	10	40	108	.489	35	3	52	5	.405	3	0	2-2	86	88	8	.956
2022*	.263	58-58	232	35	61	12	0	13	48	112	.483	22	6	67	6	.337	4	0	0-2	32	101	4	.971
2023	.279	57-56	179	38	50	9	3	12	50	101	.564	41	4	52	1	.415	5	0	1-2	18	44	3	.954
TOTAL	.279	57-56	179	38	50	9	3	12	50	101	.564	41	4	52	1	.415	5	0	1-2	18	44	3	.954
All*	.279	186-183	673	118	188	34	4	35	147	335	.498	101	14	182	12	.378	14	0	3-6	146	248	16	.961

\* Statistics from prior team/school

#### SINGLE-GAME HIGHS [all-time ranking]:

Hits: 4 [t-4th], Morehead State, Mar 10, 2023

Doubles: 1, 9 times

Triples: 1 [t-1st], Dayton, Feb 24, 2023; Gonzaga, Mar 05, 2023; Morehead State, Mar 10, 2023

Home runs: 2 [t-3rd], Texas A&M, Mar 26, 2023

Total bases: 10 [t-6th], Morehead State, Mar 10, 2023

RBI: 6 [t-3rd], Morehead State, Mar 10, 2023

Runs scored: 3, Morehead State, Mar 10, 2023

Walks: 3 [t-4th], at Grand Canyon, Feb 18, 2023; Morehead State, Mar 11, 2023; Texas A&M, Mar 24, 2023

Hit by pitch: 1, 4 times

Struck out: 3, at Georgia, May 06, 2023

Sac flies: 1 [t-5th], 5 times

At bats: 5, 4 times

Stolen bases: 1, Alabama A&M, Feb 22, 2023

Caught stealing: 1 [t-1st], Texas A&M, Mar 24, 2023

Field chances: 5, vs Texas A&M, May 23, 2023

Putouts: 2, Mississippi State, Apr 27, 2023; UNC Asheville, Mar 28, 2023

Assists: 4, vs Texas A&M, May 23, 2023

### Jared Dickey

Year	avg	gp-gs	ab	r	h	2b	3b	hr	rbi	tb	slg%	bb	hbp	so	gdp	ob%	sf	sh	sb-att	po	a	e	fld%
2022	.380	40-25	100	29	38	8	1	7	19	69	.690	20	2	12	1	.484	2	2	3-4	52	1	2	.964
2023	.343	54-52	204	52	70	6	3	12	46	118	.578	19	6	28	3	.411	2	0	7-10	130	5	1	.993
TOTAL	.355	94-77	304	81	108	14	4	19	65	187	.615	39	8	40	4	.437	4	2	10-14	182	6	3	.984

#### SINGLE-GAME HIGHS [all-time ranking]:

Hits: 3, 12 times

Doubles: 2 [t-2nd], vs Baylor, Mar 05, 2022; Rhode Island, Mar 13, 2022

Triples: 1 [t-1st], 4 times

Home runs: 2 [t-3rd], James Madison, Mar 09, 2022; at Ole Miss, Mar 25, 2022

Total bases: 8, James Madison, Mar 09, 2022; at Ole Miss, Mar 25, 2022

RBI: 4, Gonzaga, Mar 05, 2023; Kentucky, May 13, 2023

Runs scored: 4 [t-2nd], Iona, Feb 27, 2022

Walks: 2, Iona, Feb 26, 2022; Iona, Feb 27, 2022; at Notre Dame, Jun 11, 2022

Hit by pitch: 1, 8 times

Struck out: 3, Florida, Apr 06, 2023

Sac flies: 1 [t-5th], 4 times

Sac bunts: 1 [t-7th], South Carolina, Mar 19, 2022; South Carolina, Mar 20, 2022

At bats: 6 [t-4th], at LSU, Apr 01, 2023; James Madison, Mar 08, 2022

Stolen bases: 2 [t-9th], Iona, Feb 27, 2022

Caught stealing: 1 [t-1st], 4 times

Field chances: 19 [2nd], Tennessee Tech, Apr 18, 2023

Putouts: 18 [t-1st], Tennessee Tech, Apr 18, 2023

Assists: 2, UNC Asheville, Mar 28, 2023

Runners CS: 1 [t-10th], at Arkansas, Apr 16, 2023



## 2023 Tennessee Baseball Individual Career History



### Chase Dollander

Year	avg	gp-gs	ab	r	h	2b	3b	hr	rbi	tb	slg%	bb	hbp	so	gdp	ob%	sf	sh	sb-att	po	a	e	fld%
2021*	.000	0-0	0	0	0	0	0	0	0	0	.000	0	0	0	0	.000	0	0	0-0	0	8	2	.800
2022	.000	0-0	0	0	0	0	0	0	0	0	.000	0	0	0	0	.000	0	0	0-0	6	6	2	.857
2023	.000	0-0	0	0	0	0	0	0	0	0	.000	0	0	0	0	.000	0	0	0-0	4	2	2	.750
TOTAL	.000	0-0	0	0	0	0	0	0	0	0	.000	0	0	0	0	.000	0	0	0-0	10	8	4	.818
All*	.000	0-0	0	0	0	0	0	0	0	0	.000	0	0	0	0	.000	0	0	0-0	10	16	6	.813

Year	era	w-l	app	gs	cg	sho	sv	ip	h	r	er	bb	so	2b	3b	hr	bf	bavg	wp	hbp	bk	sfa	sha
2021*	4.04	4-3	12	11	0	0/0	0	49.0	49	32	22	28	64	11	1	3	222	.262	2	2	1	0	5
2022	2.39	10-0	16	14	0	0/1	0	79.0	50	25	21	13	108	10	0	7	306	.175	1	2	0	3	1
2023	4.28	6-6	14	14	1	0/0	0	73.2	65	37	35	25	107	15	2	12	314	.232	1	6	1	2	1
TOTAL	3.30	16-6	30	28	1	0/1	0	152.2	115	62	56	38	215	25	2	19	620	.203	2	8	1	5	2
All*	3.48	20-9	42	39	1	0/1	0	201.2	164	94	78	66	279	36	3	22	842	.218	4	10	2	5	7

\* Statistics from prior team/school

#### SINGLE-GAME HIGHS [all-time ranking]:

Innings pitched: 8.0 [5th], at Vanderbilt, Apr 02, 2022

Walks allowed: 3, 4 times

Strikeouts: 13 [t-1st], at South Carolina, May 20, 2023

Batters faced: 30 [t-5th], Vanderbilt, Apr 22, 2023

Field chances: 3, at Vanderbilt, Apr 02, 2022; Rhode Island, Mar 11, 2022

Putouts: 2, Rhode Island, Mar 11, 2022; Texas A&M, Mar 24, 2023

Assists: 2, at Vanderbilt, Apr 02, 2022

Runners CS: 1 [t-10th], Iona, Feb 26, 2022; at Kentucky, May 06, 2022; at Georgia, May 06, 2023

### Dylan Dreiling

Year	avg	gp-gs	ab	r	h	2b	3b	hr	rbi	tb	slg%	bb	hbp	so	gdp	ob%	sf	sh	sb-att	po	a	e	fld%
2023	.304	46-24	92	20	28	6	2	7	20	59	.641	23	0	19	0	.440	1	0	1-1	10	1	1	.917
TOTAL	.304	46-24	92	20	28	6	2	7	20	59	.641	23	0	19	0	.440	1	0	1-1	10	1	1	.917

#### SINGLE-GAME HIGHS [all-time ranking]:

Hits: 2, 6 times

Doubles: 2 [t-2nd], at Arkansas, Apr 15, 2023

Triples: 1 [t-1st], Bellarmine, Apr 25, 2023; Alabama A&M, Feb 21, 2023

Home runs: 1, 7 times

Total bases: 7, Bellarmine, Apr 25, 2023

RBI: 3, Bellarmine, Apr 25, 2023; Wofford, May 02, 2023

Runs scored: 2, at LSU, Apr 01, 2023; Bellarmine, Apr 25, 2023; Lipscomb, Mar 14, 2023

Walks: 2, Tennessee Tech, Apr 18, 2023; Charleston Southern, Mar 01, 2023

Struck out: 2, at LSU, Apr 01, 2023; Lipscomb, Mar 14, 2023; at South Carolina, May 20, 2023

Sac flies: 1 [t-5th], Bellarmine, Apr 25, 2023

At bats: 6 [t-4th], at LSU, Apr 01, 2023

Stolen bases: 1, Mississippi State, Apr 29, 2023

Field chances: 3, Tennessee Tech, Apr 18, 2023

Putouts: 2, Tennessee Tech, Apr 18, 2023; Dayton, Feb 25, 2023

Assists: 1, Tennessee Tech, Apr 18, 2023



## 2023 Tennessee Baseball Individual Career History



### Hunter Ensley

Year	avg	gp-gs	ab	r	h	2b	3b	hr	rbi	tb	slg%	bb	hbp	so	gdp	ob%	sf	sh	sb-att	po	a	e	fld%
2021	.000	1-0	1	0	0	0	0	0	0	0	.000	0	0	0	0	.000	0	0	0-0	0	0	0	.000
2022	.188	13-0	16	5	3	2	0	0	0	5	.313	4	0	8	1	.350	0	0	0-0	0	0	0	.000
2023	.291	50-41	158	34	46	6	0	6	26	70	.443	23	7	34	4	.404	0	1	6-7	90	1	0	1.000
TOTAL	.280	64-41	175	39	49	8	0	6	26	75	.429	27	7	42	5	.397	0	1	6-7	90	1	0	1.000

#### SINGLE-GAME HIGHS [all-time ranking]:

Hits: 4 [t-4th], at South Carolina, May 19, 2023

Doubles: 1, 8 times

Home runs: 2 [t-3rd], Vanderbilt, Apr 23, 2023

Total bases: 9, Vanderbilt, Apr 23, 2023

RBI: 4, Tennessee Tech, Apr 18, 2023

Runs scored: 3, at LSU, Apr 01, 2023

Walks: 2, 4 times

Hit by pitch: 3 [1st], at Georgia, May 05, 2023

Struck out: 2, 10 times

Sac bunts: 1 [t-7th], Texas A&M, Mar 26, 2023

At bats: 5, 9 times

Stolen bases: 2 [t-9th], Charleston Southern, Mar 01, 2023; Austin Peay, May 09, 2023

Caught stealing: 1 [t-1st], at South Carolina, May 19, 2023

Field chances: 6, at Georgia, May 06, 2023

Putouts: 6, at Georgia, May 06, 2023

Assists: 1, Lipscomb, Mar 14, 2023

### Hollis Fanning

Year	avg	gp-gs	ab	r	h	2b	3b	hr	rbi	tb	slg%	bb	hbp	so	gdp	ob%	sf	sh	sb-att	po	a	e	fld%
2021	.000	0-0	0	0	0	0	0	0	0	0	.000	0	0	0	0	.000	0	0	0-0	1	0	0	1.000
2022	.000	0-0	0	0	0	0	0	0	0	0	.000	0	0	0	0	.000	0	0	0-0	2	1	0	1.000
2023	.000	0-0	0	0	0	0	0	0	0	0	.000	0	0	0	0	.000	0	0	0-0	0	2	0	1.000
TOTAL	.000	0-0	0	0	0	0	0	0	0	0	.000	0	0	0	0	.000	0	0	0-0	3	3	0	1.000

Year	era	w-l	app	gs	cq	sho	sv	ip	h	r	er	bb	so	2b	3b	hr	bf	bavg	wp	hbp	bk	sfa	sha
2021	6.75	0-0	4	0	0	0/0	0	2.2	5	2	2	0	2	3	0	0	13	.385	0	0	0	0	0
2022	2.70	0-0	5	0	0	0/0	0	3.1	7	3	1	1	3	0	0	0	19	.467	0	1	0	1	1
2023	0.69	0-0	13	1	0	0/4	0	13.0	10	1	1	3	24	2	0	1	50	.217	2	1	0	0	0
TOTAL	1.89	0-0	22	1	0	0/4	0	19.0	22	6	4	4	29	5	0	1	82	.297	2	2	0	1	1

#### SINGLE-GAME HIGHS [all-time ranking]:

Innings pitched: 3.0, Belmont, May 16, 2023

Walks allowed: 1, 4 times

Strikeouts: 7, Belmont, May 16, 2023

Batters faced: 11, Belmont, May 16, 2023

Field chances: 2, Bellarmine, Apr 19, 2022

Putouts: 1, Bellarmine, Apr 19, 2022; Iona, Feb 27, 2022; Tennessee Tech, May 11, 2021

Assists: 1, Bellarmine, Apr 19, 2022; Alabama A&M, Feb 21, 2023; Austin Peay, May 09, 2023





## 2023 Tennessee Baseball Individual Career History



### Jake Fitzgibbons

Year	avg	gp-gs	ab	r	h	2b	3b	hr	rbi	tb	slg%	bb	hbp	so	gdp	ob%	sf	sh	sb-att	po	a	e	fld%
2021	.000	0-0	0	0	0	0	0	0	0	0	.000	0	0	0	0	.000	0	0	0-0	0	2	0	1.000
2023	.000	0-0	0	0	0	0	0	0	0	0	.000	0	0	0	0	.000	0	0	0-0	0	1	0	1.000
TOTAL	.000	0-0	0	0	0	0	0	0	0	0	.000	0	0	0	0	.000	0	0	0-0	0	3	0	1.000

Year	era	w-l	app	gs	cq	sho	sv	ip	h	r	er	bb	so	2b	3b	hr	bf	bavg	wp	hbp	bk	sfa	sha
2021	8.31	1-0	7	3	0	0/0	0	8.2	13	13	8	6	6	2	0	2	45	.333	3	0	0	0	0
2022	3.86	0-0	6	1	0	0/1	0	7.0	2	3	3	9	10	0	0	1	32	.087	1	0	0	0	0
2023	3.75	2-0	17	0	0	0/4	0	12.0	4	5	5	10	20	0	0	2	49	.105	2	0	0	1	0
TOTAL	5.20	3-0	30	4	0	0/5	0	27.2	19	21	16	25	36	2	0	5	126	.190	6	0	0	1	0

#### SINGLE-GAME HIGHS [all-time ranking]:

Innings pitched: 3.1, Western Carolina, Mar 30, 2021

Walks allowed: 4 [t-2nd], James Madison, Mar 09, 2022

Strikeouts: 4, Alabama A&M, Feb 21, 2023; James Madison, Mar 09, 2022; Western Carolina, Mar 30, 2021

Batters faced: 13, James Madison, Mar 09, 2022

Field chances: 1, Eastern Kentucky, Apr 06, 2021; Eastern Kentucky, Mar 23, 2021; Wofford, May 02, 2023

Assists: 1, Eastern Kentucky, Apr 06, 2021; Eastern Kentucky, Mar 23, 2021; Wofford, May 02, 2023

Runners CS: 1 [t-10th], Eastern Kentucky, Mar 23, 2021

### JJ Garcia

Year	avg	gp-gs	ab	r	h	2b	3b	hr	rbi	tb	slg%	bb	hbp	so	gdp	ob%	sf	sh	sb-att	po	a	e	fld%
2023	.000	0-0	0	0	0	0	0	0	0	0	.000	0	0	0	0	.000	0	0	0-0	0	1	1	.500
TOTAL	.000	0-0	0	0	0	0	0	0	0	0	.000	0	0	0	0	.000	0	0	0-0	0	1	1	.500

Year	era	w-l	app	gs	cq	sho	sv	ip	h	r	er	bb	so	2b	3b	hr	bf	bavg	wp	hbp	bk	sfa	sha
2023	5.79	0-0	4	0	0	0/0	0	4.2	8	4	3	1	7	2	1	1	22	.381	0	0	0	0	0
TOTAL	5.79	0-0	4	0	0	0/0	0	4.2	8	4	3	1	7	2	1	1	22	.381	0	0	0	0	0

#### SINGLE-GAME HIGHS [all-time ranking]:

Innings pitched: 2.0, Alabama A&M, Feb 22, 2023

Walks allowed: 1, Morehead State, Mar 10, 2023

Strikeouts: 3, Alabama A&M, Feb 22, 2023

Batters faced: 7, Alabama A&M, Feb 22, 2023

Field chances: 1, Alabama A&M, Feb 22, 2023; Morehead State, Mar 10, 2023

Assists: 1, Alabama A&M, Feb 22, 2023



## 2023 Tennessee Baseball Individual Career History



### Seth Halvorsen

Year	avg	gp-gs	ab	r	h	2b	3b	hr	rbi	tb	slg%	bb	hbp	so	gdp	ob%	sf	sh	sb-att	po	a	e	fld%
2019*	.000	4-0	0	0	0	0	0	0	0	0	.000	0	0	0	0	.000	0	0	0-0	0	1	0	1.000
2020*	.172	14-10	29	6	5	2	0	1	3	10	.345	4	3	12	0	.324	1	0	5-6	21	1	0	1.000
2021*	.200	16-15	5	1	1	0	0	0	0	1	.200	0	0	4	0	.200	0	0	0-0	16	12	0	1.000
2023	.000	1-0	0	0	0	0	0	0	0	0	.000	0	0	0	0	.000	0	0	0-0	6	9	1	.938
TOTAL	.000	1-0	0	0	0	0	0	0	0	0	.000	0	0	0	0	.000	0	0	0-0	6	9	1	.938
All*	.176	35-25	34	7	6	2	0	1	3	11	.324	4	3	16	0	.310	1	0	5-6	43	23	1	.985

Year	era	w-l	app	gs	cq	sho	sv	ip	h	r	er	bb	so	2b	3b	hr	bf	bavg	wp	hbp	bk	sfa	sha
2019*	3.38	0-0	4	0	0	0/0	0	5.1	1	2	2	6	2	0	0	0	26	.059	1	3	0	0	0
2021*	6.00	4-2	14	14	0	0/0	0	72.0	68	54	48	57	70	16	3	10	338	.257	7	13	0	2	2
2023	4.01	2-3	21	1	0	0/0	2	42.2	36	27	19	13	44	8	0	9	183	.220	1	4	1	1	1
TOTAL	4.01	2-3	21	1	0	0/0	2	42.2	36	27	19	13	44	8	0	9	183	.220	1	4	1	1	1
All*	5.18	6-5	39	15	0	0/0	2	120.0	105	83	69	76	116	24	3	19	547	.235	9	20	1	3	3

\* Statistics from prior team/school

#### SINGLE-GAME HIGHS [all-time ranking]:

Innings pitched: 4.1, Kentucky, May 14, 2023

Walks allowed: 3, vs Texas A&M, May 23, 2023

Strikeouts: 6, Kentucky, May 14, 2023; vs Texas A&M, May 23, 2023

Batters faced: 18, vs Texas A&M, May 23, 2023

Field chances: 3, at Arkansas, Apr 14, 2023

Putouts: 2, at Arkansas, Apr 14, 2023; Morehead State, Mar 11, 2023

Assists: 2, Florida, Apr 06, 2023

Runners CS: 1 [t-10th], Kentucky, May 14, 2023

### Austen Jaslove

Year	avg	gp-gs	ab	r	h	2b	3b	hr	rbi	tb	slg%	bb	hbp	so	gdp	ob%	sf	sh	sb-att	po	a	e	fld%
2023	.189	23-12	37	8	7	2	0	0	8	9	.243	4	0	6	1	.268	0	1	1-1	10	14	1	.960
TOTAL	.189	23-12	37	8	7	2	0	0	8	9	.243	4	0	6	1	.268	0	1	1-1	10	14	1	.960

#### SINGLE-GAME HIGHS [all-time ranking]:

Hits: 1, 7 times

Doubles: 1, Dayton, Feb 25, 2023; Western Carolina, Mar 21, 2023

Total bases: 2, Dayton, Feb 25, 2023; Western Carolina, Mar 21, 2023

RBI: 2, Dayton, Feb 24, 2023

Runs scored: 2, Dayton, Feb 24, 2023

Walks: 1, 4 times

Struck out: 1, 6 times

Sac bunts: 1 [t-7th], Alabama A&M, Feb 22, 2023

At bats: 4, vs Arizona, Feb 17, 2023; Dayton, Feb 25, 2023

Stolen bases: 1, vs UC San Diego, Feb 19, 2023

Field chances: 4, at Grand Canyon, Feb 18, 2023

Putouts: 2, vs Arizona, Feb 17, 2023; at Grand Canyon, Feb 18, 2023; Dayton, Feb 24, 2023

Assists: 2, vs UC San Diego, Feb 19, 2023; Dayton, Feb 25, 2023



## 2023 Tennessee Baseball Individual Career History



### Bryce Jenkins

Year	avg	gp-gs	ab	r	h	2b	3b	hr	rbi	tb	slg%	bb	hbp	so	gdp	ob%	sf	sh	sb-att	po	a	e	fld%
2023	.000	0-0	0	0	0	0	0	0	0	0	.000	0	0	0	0	.000	0	0	0-0	1	2	1	.750
TOTAL	.000	0-0	0	0	0	0	0	0	0	0	.000	0	0	0	0	.000	0	0	0-0	1	2	1	.750

Year	era	w-l	app	gs	cg	sho	sv	ip	h	r	er	bb	so	2b	3b	hr	bf	bavg	wp	hbp	bk	sfa	sha
2023	5.51	1-0	18	0	0	0/3	0	16.1	13	11	10	7	24	2	0	2	68	.213	0	0	0	0	0
TOTAL	5.51	1-0	18	0	0	0/3	0	16.1	13	11	10	7	24	2	0	2	68	.213	0	0	0	0	0

#### SINGLE-GAME HIGHS [all-time ranking]:

Innings pitched: 2.0, Florida, Apr 07, 2023; UNC Asheville, Mar 28, 2023; Austin Peay, May 09, 2023

Walks allowed: 4 [t-2nd], Austin Peay, May 09, 2023

Strikeouts: 5, Florida, Apr 07, 2023

Batters faced: 12, Austin Peay, May 09, 2023

Field chances: 1, 4 times

Putouts: 1, at Arkansas, Apr 15, 2023

Assists: 1, Gonzaga, Mar 05, 2023; UNC Asheville, Mar 28, 2023

### Zach Joyce

Year	avg	gp-gs	ab	r	h	2b	3b	hr	rbi	tb	slg%	bb	hbp	so	gdp	ob%	sf	sh	sb-att	po	a	e	fld%
2023	.000	1-0	0	0	0	0	0	0	0	0	.000	0	0	0	0	.000	0	0	0-0	2	1	0	1.000
TOTAL	.000	1-0	0	0	0	0	0	0	0	0	.000	0	0	0	0	.000	0	0	0-0	2	1	0	1.000

Year	era	w-l	app	gs	cg	sho	sv	ip	h	r	er	bb	so	2b	3b	hr	bf	bavg	wp	hbp	bk	sfa	sha
2023	4.35	1-0	13	0	0	0/4	0	10.1	9	5	5	2	17	2	0	2	43	.231	3	1	0	0	1
TOTAL	4.35	1-0	13	0	0	0/4	0	10.1	9	5	5	2	17	2	0	2	43	.231	3	1	0	0	1

#### SINGLE-GAME HIGHS [all-time ranking]:

Innings pitched: 1.1, Lipscomb, Mar 14, 2023; Belmont, May 16, 2023

Walks allowed: 2, Lipscomb, Mar 14, 2023

Strikeouts: 3, Alabama A&M, Feb 22, 2023

Batters faced: 8, Lipscomb, Mar 14, 2023

Field chances: 1, Charleston Southern, Mar 01, 2023; Gonzaga, Mar 03, 2023; Lipscomb, Mar 14, 2023

Putouts: 1, Gonzaga, Mar 03, 2023; Lipscomb, Mar 14, 2023

Assists: 1, Charleston Southern, Mar 01, 2023



## 2023 Tennessee Baseball Individual Career History



### Jake Kendro

Year	avg	gp-gs	ab	r	h	2b	3b	hr	rbi	tb	slg%	bb	hbp	so	gdp	ob%	sf	sh	sb-att	po	a	e	fld%
2023	.219	24-7	32	6	7	4	0	1	6	14	.438	4	0	14	1	.306	0	1	0-0	12	27	1	.975
TOTAL	.219	24-7	32	6	7	4	0	1	6	14	.438	4	0	14	1	.306	0	1	0-0	12	27	1	.975

#### SINGLE-GAME HIGHS [all-time ranking]:

Hits: 1, 7 times

Doubles: 1, 4 times

Home runs: 1, Dayton, Feb 24, 2023

Total bases: 4, Dayton, Feb 24, 2023

RBI: 1, 6 times

Runs scored: 1, 6 times

Walks: 1, 4 times

Struck out: 2, Florida, Apr 07, 2023; Vanderbilt, Apr 23, 2023

Sac bunts: 1 [t-7th], Bellarmine, Apr 25, 2023

At bats: 4, Vanderbilt, Apr 23, 2023; UNC Asheville, Mar 28, 2023

Field chances: 6, Florida, Apr 07, 2023; at Arkansas, Apr 16, 2023; Vanderbilt, Apr 23, 2023

Putouts: 3, at Arkansas, Apr 16, 2023

Assists: 4, Florida, Apr 07, 2023; Vanderbilt, Apr 23, 2023

### Andrew Lindsey

Year	avg	gp-gs	ab	r	h	2b	3b	hr	rbi	tb	slg%	bb	hbp	so	gdp	ob%	sf	sh	sb-att	po	a	e	fld%
2021*	.000	0-0	0	0	0	0	0	0	0	0	.000	0	0	0	0	.000	0	0	0-0	5	12	3	.850
2023	.000	0-0	0	0	0	0	0	0	0	0	.000	0	0	0	0	.000	0	0	0-0	3	4	1	.875
TOTAL	.000	0-0	0	0	0	0	0	0	0	0	.000	0	0	0	0	.000	0	0	0-0	3	4	1	.875
All*	.000	0-0	0	0	0	0	0	0	0	0	.000	0	0	0	0	.000	0	0	0-0	8	16	4	.857

Year	era	w-l	app	gs	cq	sho	sv	ip	h	r	er	bb	so	2b	3b	hr	bf	bavg	wp	hbp	bk	sfa	sha
2021*	4.89	6-2	20	12	0	0/0	0	81.0	90	47	44	29	76	11	1	5	371	.284	11	10	1	3	2
2023	2.54	2-2	18	6	0	0/4	0	56.2	44	22	16	16	54	7	0	5	235	.211	2	5	0	2	3
TOTAL	2.54	2-2	18	6	0	0/4	0	56.2	44	22	16	16	54	7	0	5	235	.211	2	5	0	2	3
All*	3.92	8-4	38	18	0	0/4	0	137.2	134	69	60	45	130	18	1	10	606	.255	13	15	1	5	5

\* Statistics from prior team/school

#### SINGLE-GAME HIGHS [all-time ranking]:

Innings pitched: 8.1, at South Carolina, May 19, 2023

Walks allowed: 3, at Grand Canyon, Feb 18, 2023

Strikeouts: 10, Vanderbilt, Apr 21, 2023

Batters faced: 29 [t-10th], Vanderbilt, Apr 21, 2023

Field chances: 2, at Georgia, May 05, 2023

Putouts: 1, Gonzaga, Mar 05, 2023; Morehead State, Mar 11, 2023; at Georgia, May 05, 2023

Assists: 1, 4 times

Runners CS: 1 [t-10th], at Grand Canyon, Feb 18, 2023; Kentucky, May 12, 2023; at South Carolina, May 19, 2023



## 2023 Tennessee Baseball Individual Career History



### Griffin Merritt

Year	avg	gp-gs	ab	r	h	2b	3b	hr	rbi	tb	slg%	bb	hbp	so	gdp	ob%	sf	sh	sb-att	po	a	e	fld%
2019*	.210	37-26	100	11	21	3	0	2	12	30	.300	9	2	33	2	.278	4	1	1-1	186	11	0	1.000
2020*	.333	13-12	42	14	14	3	1	3	11	28	.667	8	2	12	1	.462	0	0	0-0	85	3	1	.989
2021*	.274	52-51	190	40	52	11	2	10	38	97	.511	22	6	59	4	.362	3	0	5-7	109	4	1	.991
2022*	.315	52-51	200	46	63	17	1	19	53	139	.695	21	2	60	3	.382	2	0	7-9	91	3	1	.989
2023	.293	52-42	157	34	46	10	0	17	43	107	.682	16	7	42	2	.379	2	0	2-2	24	1	0	1.000
TOTAL	.293	52-42	157	34	46	10	0	17	43	107	.682	16	7	42	2	.379	2	0	2-2	24	1	0	1.000
All*	.284	206-182	689	145	196	44	4	51	157	401	.582	76	19	206	12	.366	11	1	15-19	495	22	3	.994

\* Statistics from prior team/school

#### SINGLE-GAME HIGHS [all-time ranking]:

Hits: 3, Florida, Apr 08, 2023

Doubles: 1, 10 times

Home runs: 2 [t-3rd], Florida, Apr 08, 2023; Morehead State, Mar 11, 2023; Kentucky, May 12, 2023

Total bases: 10 [t-6th], Florida, Apr 08, 2023

RBI: 6 [t-3rd], Florida, Apr 08, 2023

Runs scored: 3, 4 times

Walks: 2, 4 times

Hit by pitch: 1, 7 times

Struck out: 3, at LSU, Mar 30, 2023

Sac flies: 1 [t-5th], Charleston Southern, Mar 01, 2023; Gonzaga, Mar 04, 2023

At bats: 5, 4 times

Stolen bases: 1, Alabama A&M, Feb 22, 2023; Boston College, Mar 07, 2023

Field chances: 3, Dayton, Feb 26, 2023; Gonzaga, Mar 05, 2023; Texas A&M, Mar 26, 2023

Putouts: 3, Dayton, Feb 26, 2023; Gonzaga, Mar 05, 2023; Texas A&M, Mar 26, 2023

Assists: 1, Vanderbilt, Apr 21, 2023

### Ryan Miller

Year	avg	gp-gs	ab	r	h	2b	3b	hr	rbi	tb	slg%	bb	hbp	so	gdp	ob%	sf	sh	sb-att	po	a	e	fld%
2023	.455	11-0	11	8	5	1	0	3	9	15	1.364	5	1	2	0	.647	0	0	0-0	8	0	0	1.000
TOTAL	.455	11-0	11	8	5	1	0	3	9	15	1.364	5	1	2	0	.647	0	0	0-0	8	0	0	1.000

#### SINGLE-GAME HIGHS [all-time ranking]:

Hits: 2, Bellarmine, Apr 25, 2023

Doubles: 1, Alabama A&M, Feb 22, 2023

Home runs: 2 [t-3rd], Bellarmine, Apr 25, 2023

Total bases: 8, Bellarmine, Apr 25, 2023

RBI: 6 [t-3rd], Bellarmine, Apr 25, 2023

Runs scored: 3, Alabama A&M, Feb 22, 2023

Walks: 2, Alabama A&M, Feb 22, 2023

Hit by pitch: 1, Charleston Southern, Mar 01, 2023

Struck out: 1, Western Carolina, Mar 21, 2023; Belmont, May 16, 2023

At bats: 2, Bellarmine, Apr 25, 2023; Western Carolina, Mar 21, 2023

Field chances: 3, Dayton, Feb 24, 2023; Morehead State, Mar 10, 2023

Putouts: 3, Dayton, Feb 24, 2023; Morehead State, Mar 10, 2023





## 2023 Tennessee Baseball Individual Career History



### Christian Moore

Year	avg	gp-gs	ab	r	h	2b	3b	hr	rbi	tb	slg%	bb	hbp	so	gdp	ob%	sf	sh	sb-att	po	a	e	fld%
2022	.305	51-29	118	30	36	3	2	10	36	73	.619	27	3	38	1	.443	1	0	1-1	7	12	0	1.000
2023	.300	54-52	180	57	54	9	0	13	40	102	.567	46	5	58	1	.449	3	0	15-17	61	104	8	.954
TOTAL	.302	105-81	298	87	90	12	2	23	76	175	.587	73	8	96	2	.446	4	0	16-18	68	116	8	.958

#### SINGLE-GAME HIGHS [all-time ranking]:

Hits: 3, vs Oklahoma, Mar 06, 2022; Boston College, Mar 07, 2023; Belmont, May 17, 2022

Doubles: 1, 12 times

Triples: 1 [t-1st], Rhode Island, Mar 11, 2022; Western Carolina, Mar 30, 2022

Home runs: 2 [t-3rd], Mississippi State, Apr 29, 2023; at Georgia, May 05, 2023

Total bases: 8, Mississippi State, Apr 29, 2023; at Georgia, May 05, 2023

RBI: 5, Iona, Feb 26, 2022

Runs scored: 4 [t-2nd], Gonzaga, Mar 05, 2023

Walks: 3 [t-4th], 5 times

Hit by pitch: 1, 8 times

Struck out: 4 [t-1st], Florida, Apr 06, 2023

Sac flies: 1 [t-5th], 4 times

At bats: 6 [t-4th], at Georgia, May 05, 2023

Stolen bases: 3 [t-2nd], Gonzaga, Mar 05, 2023

Caught stealing: 1 [t-1st], Texas A&M, Mar 24, 2023; at South Carolina, May 19, 2023

Field chances: 8, at LSU, Mar 30, 2023; at Georgia, May 05, 2023

Putouts: 4, at Georgia, May 07, 2023

Assists: 5, 5 times

### Ethan Payne

Year	avg	gp-gs	ab	r	h	2b	3b	hr	rbi	tb	slg%	bb	hbp	so	gdp	ob%	sf	sh	sb-att	po	a	e	fld%
2021	.182	13-0	11	5	2	0	0	0	0	2	.182	2	0	5	0	.308	0	0	0-0	7	2	0	1.000
2022	.286	18-0	14	7	4	2	0	1	3	9	.643	4	2	8	0	.500	0	0	0-0	11	2	0	1.000
2023	.364	13-2	11	3	4	2	0	0	3	6	.545	2	1	6	0	.500	0	0	0-0	7	1	0	1.000
TOTAL	.278	44-2	36	15	10	4	0	1	6	17	.472	8	3	19	0	.447	0	0	0-0	25	5	0	1.000

#### SINGLE-GAME HIGHS [all-time ranking]:

Hits: 1, 10 times

Doubles: 1, 4 times

Home runs: 1, Alabama A&M, May 03, 2022

Total bases: 4, Alabama A&M, May 03, 2022

RBI: 2, Alabama A&M, Feb 22, 2023; Alabama A&M, May 03, 2022

Runs scored: 1, 15 times

Walks: 1, 8 times

Hit by pitch: 1, Eastern Kentucky, Apr 11, 2023; Iona, Feb 25, 2022; at Mississippi State, May 19, 2022

Struck out: 2, Arkansas-Pine Bluff, Feb 23, 2021; Western Carolina, Mar 21, 2023; Butler, Mar 22, 2022

At bats: 3, Bellarmine, Apr 25, 2023; Arkansas-Pine Bluff, Feb 23, 2021; UNC Asheville, Feb 23, 2022

Field chances: 5, Arkansas-Pine Bluff, Feb 24, 2021; Belmont, May 17, 2022

Putouts: 4, Arkansas-Pine Bluff, Feb 24, 2021; Belmont, May 17, 2022

Assists: 1, 5 times



## 2023 Tennessee Baseball Individual Career History



### AJ Russell

Year	avg	gp-gs	ab	r	h	2b	3b	hr	rbi	tb	slg%	bb	hbp	so	gdp	ob%	sf	sh	sb-att	po	a	e	fld%
2023	.000	0-0	0	0	0	0	0	0	0	0	.000	0	0	0	0	.000	0	0	0-0	0	2	0	1.000
TOTAL	.000	0-0	0	0	0	0	0	0	0	0	.000	0	0	0	0	.000	0	0	0-0	0	2	0	1.000

Year	era	w-l	app	gs	cg	sho	sv	ip	h	r	er	bb	so	2b	3b	hr	bf	bavg	wp	hbp	bk	sfa	sha
2023	0.98	2-0	21	1	0	0/4	0	27.2	9	4	3	7	45	3	0	1	97	.103	0	0	0	1	1
TOTAL	0.98	2-0	21	1	0	0/4	0	27.2	9	4	3	7	45	3	0	1	97	.103	0	0	0	1	1

#### SINGLE-GAME HIGHS [all-time ranking]:

Innings pitched: 3.1, at Georgia, May 07, 2023

Walks allowed: 2, Wofford, May 02, 2023

Strikeouts: 5, Dayton, Feb 24, 2023; Wofford, May 02, 2023; at Georgia, May 07, 2023

Batters faced: 13, at Georgia, May 07, 2023

Field chances: 1, Wofford, May 02, 2023; vs Texas A&M, May 23, 2023

Assists: 1, Wofford, May 02, 2023; vs Texas A&M, May 23, 2023

Runners CS: 1 [t-10th], at Georgia, May 07, 2023; vs Texas A&M, May 23, 2023

### Christian Scott

Year	avg	gp-gs	ab	r	h	2b	3b	hr	rbi	tb	slg%	bb	hbp	so	gdp	ob%	sf	sh	sb-att	po	a	e	fld%
2019	.321	21-7	28	5	9	3	0	0	1	12	.429	9	0	8	0	.486	0	0	1-1	11	0	0	1.000
2020	.286	13-1	14	5	4	0	0	0	3	4	.286	1	0	6	0	.313	1	0	1-1	7	1	0	1.000
2021	.286	31-9	42	14	12	4	0	0	5	16	.381	10	0	7	2	.415	1	1	2-2	21	1	0	1.000
2022	.200	51-11	70	24	14	2	0	4	14	28	.400	16	5	17	0	.380	1	0	8-10	46	0	0	1.000
2023	.311	55-37	119	33	37	6	1	7	31	66	.555	28	2	38	1	.450	0	5	10-10	70	0	1	.986
TOTAL	.278	171-65	273	81	76	15	1	11	54	126	.462	64	7	76	3	.424	3	6	22-24	155	2	1	.994

#### SINGLE-GAME HIGHS [all-time ranking]:

Hits: 3, Missouri, Apr 08, 2022; Northern Kentucky, Feb 19, 2019; at Georgia, May 05, 2023

Doubles: 2 [t-2nd], Arkansas-Pine Bluff, Feb 23, 2021

Triples: 1 [t-1st], Belmont, May 16, 2023

Home runs: 1, 11 times

Total bases: 6, Mississippi State, Apr 29, 2023

RBI: 4, Bellarmine, Apr 25, 2023; Iona, Feb 26, 2022; at South Carolina, May 20, 2023

Runs scored: 3, Bellarmine, Apr 25, 2023; Western Carolina, Mar 21, 2023; at South Carolina, May 19, 2023

Walks: 2, 11 times

Hit by pitch: 1, 7 times

Struck out: 3, vs Oklahoma, Mar 06, 2022; Wofford, May 02, 2023

Sac flies: 1 [t-5th], Arkansas-Pine Bluff, Feb 24, 2021; Iona, Feb 25, 2022; Longwood, Mar 03, 2020

Sac bunts: 1 [t-7th], 6 times

At bats: 5, at Florida Gators, Apr 24, 2022; at Georgia, May 05, 2023

Stolen bases: 2 [t-9th], Western Carolina, Mar 21, 2023

Caught stealing: 1 [t-1st], Rhode Island, Mar 11, 2022; Georgia, May 13, 2022

Field chances: 7, at Florida Gators, Apr 24, 2022

Putouts: 7, at Florida Gators, Apr 24, 2022

Assists: 1, vs Stanford, Feb 23, 2020; Georgia State, Mar 06, 2021



## 2023 Tennessee Baseball Individual Career History



### Zander Sechrist

Year	avg	gp-gs	ab	r	h	2b	3b	hr	rbi	tb	slg%	bb	hbp	so	gdp	ob%	sf	sh	sb-att	po	a	e	fld%
2021	.000	0-0	0	0	0	0	0	0	0	0	.000	0	0	0	0	.000	0	0	0-0	0	1	0	1.000
2022	.000	0-0	0	0	0	0	0	0	0	0	.000	0	0	0	0	.000	0	0	0-0	0	3	0	1.000
2023	.000	0-0	0	0	0	0	0	0	0	0	.000	0	0	0	0	.000	0	0	0-0	1	1	0	1.000
TOTAL	.000	0-0	0	0	0	0	0	0	0	0	.000	0	0	0	0	.000	0	0	0-0	1	5	0	1.000

Year	era	w-l	app	gs	cq	sho	sv	ip	h	r	er	bb	so	2b	3b	hr	bf	bavg	wp	hbp	bk	sfa	sha
2021	2.89	2-0	8	0	0	0/1	0	9.1	8	4	3	1	11	0	0	1	35	.242	0	0	0	1	0
2022	1.67	4-0	17	11	0	0/1	0	43.0	27	8	8	7	46	8	0	4	159	.181	0	2	0	0	1
2023	2.08	0-1	22	12	0	0/4	0	30.1	27	7	7	4	32	7	0	3	119	.239	0	1	0	1	0
TOTAL	1.96	6-1	47	23	0	0/6	0	82.2	62	19	18	12	89	15	0	8	313	.210	0	3	0	2	1

#### SINGLE-GAME HIGHS [all-time ranking]:

Innings pitched: 5.1, Xavier, Apr 26, 2022

Walks allowed: 2, James Madison, Mar 08, 2022

Strikeouts: 7, UNC Asheville, Feb 23, 2022; Eastern Kentucky, Mar 15, 2022

Batters faced: 19, Xavier, Apr 26, 2022

Field chances: 1, 6 times

Putouts: 1, Boston College, Mar 07, 2023

Assists: 1, 5 times

Runners CS: 1 [t-10th], 6 times

### Camden Sewell

Year	avg	gp-gs	ab	r	h	2b	3b	hr	rbi	tb	slg%	bb	hbp	so	gdp	ob%	sf	sh	sb-att	po	a	e	fld%
2019	.000	0-0	0	0	0	0	0	0	0	0	.000	0	0	0	0	.000	0	0	0-0	6	5	0	1.000
2021	.000	0-0	0	0	0	0	0	0	0	0	.000	0	0	0	0	.000	0	0	0-0	4	8	0	1.000
2022	.000	0-0	0	0	0	0	0	0	0	0	.000	0	0	0	0	.000	0	0	0-0	5	10	0	1.000
2023	.000	0-0	0	0	0	0	0	0	0	0	.000	0	0	0	0	.000	0	0	0-0	0	4	1	.800
TOTAL	.000	0-0	0	0	0	0	0	0	0	0	.000	0	0	0	0	.000	0	0	0-0	15	27	1	.977

Year	era	w-l	app	gs	cq	sho	sv	ip	h	r	er	bb	so	2b	3b	hr	bf	bavg	wp	hbp	bk	sfa	sha
2019	2.18	4-1	20	5	0	0/4	1	45.1	29	12	11	22	43	4	0	6	182	.185	2	1	0	0	2
2020	3.00	0-0	1	1	0	0/0	0	3.0	1	1	1	1	5	0	0	1	11	.100	0	0	0	0	0
2021	2.82	4-1	23	3	0	0/2	2	51.0	33	17	16	15	46	6	0	2	204	.185	6	7	0	2	2
2022	2.52	7-1	26	1	0	0/3	1	50.0	40	17	14	8	42	5	0	3	197	.221	0	7	0	0	1
2023	4.50	4-0	11	0	0	0/1	0	20.0	15	10	10	10	23	4	0	1	90	.214	0	8	0	1	1
TOTAL	2.76	19-3	81	10	0	0/10	4	169.1	118	57	52	56	159	19	0	13	684	.198	8	23	0	3	6

#### SINGLE-GAME HIGHS [all-time ranking]:

Innings pitched: 6.0, Middle Tennessee, Feb 27, 2019; vs Florida, May 29, 2021

Walks allowed: 3, Morehead State, Apr 16, 2019; Missouri, May 05, 2019; Ole Miss, May 17, 2019

Strikeouts: 7, Mississippi State, Apr 28, 2023; ETSU, Mar 01, 2022

Batters faced: 22, Morehead State, Apr 16, 2019

Field chances: 4, Auburn, Apr 30, 2022

Putouts: 2, Auburn, Apr 30, 2022; Middle Tennessee, Feb 27, 2019; vs UNCW, Jun 01, 2019

Assists: 2, 4 times

Runners CS: 2 [t-1st], Missouri, May 05, 2019



## 2023 Tennessee Baseball Individual Career History



### Cal Stark

Year	avg	gp-gs	ab	r	h	2b	3b	hr	rbi	tb	slg%	bb	hbp	so	gdp	ob%	sf	sh	sb-att	po	a	e	fld%
2023	.202	44-34	89	15	18	4	0	5	17	37	.416	18	9	38	0	.378	3	1	0-0	253	13	3	.989
TOTAL	.202	44-34	89	15	18	4	0	5	17	37	.416	18	9	38	0	.378	3	1	0-0	253	13	3	.989

#### SINGLE-GAME HIGHS [all-time ranking]:

Hits: 2, vs Arizona, Feb 17, 2023

Doubles: 1, 4 times

Home runs: 1, 5 times

Total bases: 4, 5 times

RBI: 2, 5 times

Runs scored: 2, at South Carolina, May 20, 2023

Walks: 2, 4 times

Hit by pitch: 1, 8 times

Struck out: 2, 8 times

Sac flies: 2 [t-1st], Eastern Kentucky, Apr 11, 2023

Sac bunts: 1 [t-7th], Boston College, Mar 07, 2023

At bats: 4, 5 times

Field chances: 13, at Georgia, May 07, 2023; Kentucky, May 13, 2023

Putouts: 12, at Arkansas, Apr 15, 2023; Mississippi State, Apr 28, 2023; Kentucky, May 13, 2023

Assists: 3, Kentucky, May 14, 2023

Runners CS: 1 [t-10th], 5 times

### Charlie Taylor

Year	avg	gp-gs	ab	r	h	2b	3b	hr	rbi	tb	slg%	bb	hbp	so	gdp	ob%	sf	sh	sb-att	po	a	e	fld%
2022	.056	22-12	36	6	2	1	0	0	3	3	.083	8	5	15	0	.306	0	1	3-3	140	6	0	1.000
2023	.235	40-21	68	16	16	5	1	3	13	32	.471	12	0	14	3	.350	0	2	1-2	291	7	2	.993
TOTAL	.173	62-33	104	22	18	6	1	3	16	35	.337	20	5	29	3	.333	0	3	4-5	431	13	2	.996

#### SINGLE-GAME HIGHS [all-time ranking]:

Hits: 4 [t-4th], Alabama A&M, Feb 22, 2023

Doubles: 1, 6 times

Triples: 1 [t-1st], Alabama A&M, Feb 22, 2023

Home runs: 2 [t-3rd], Alabama A&M, Feb 22, 2023

Total bases: 12 [t-2nd], Alabama A&M, Feb 22, 2023

RBI: 5, Alabama A&M, Feb 22, 2023

Runs scored: 3, Alabama A&M, Feb 22, 2023

Walks: 2, 4 times

Hit by pitch: 1, 5 times

Struck out: 2, 8 times

Sac bunts: 1 [t-7th], Charleston Southern, Feb 28, 2023; Alabama State, Jun 03, 2022; Morehead State, Mar 11, 2023

At bats: 5, Bellarmine, Apr 25, 2023; Alabama A&M, Feb 22, 2023; Belmont, May 17, 2022

Stolen bases: 1, 4 times

Caught stealing: 1 [t-1st], at Grand Canyon, Feb 18, 2023

Field chances: 18 [t-3rd], UNC Asheville, Feb 23, 2022

Putouts: 18 [t-1st], UNC Asheville, Feb 23, 2022

Assists: 2, Dayton, Feb 25, 2023; Western Carolina, Mar 30, 2022

Runners CS: 2 [t-1st], Dayton, Feb 25, 2023



## 2023 Tennessee Baseball Individual Career History



### Kavares Tears

Year	avg	gp-gs	ab	r	h	2b	3b	hr	rbi	tb	slg%	bb	hbp	so	gdp	ob%	sf	sh	sb-att	po	a	e	fld%
2023	.315	27-14	54	12	17	6	0	2	11	29	.537	7	1	17	2	.391	2	0	0-1	14	2	0	1.000
TOTAL	.315	27-14	54	12	17	6	0	2	11	29	.537	7	1	17	2	.391	2	0	0-1	14	2	0	1.000

#### SINGLE-GAME HIGHS [all-time ranking]:

Hits: 3, Morehead State, Mar 10, 2023

Doubles: 1, 6 times

Home runs: 1, Vanderbilt, Apr 21, 2023; Morehead State, Mar 10, 2023

Total bases: 6, Morehead State, Mar 10, 2023

RBI: 3, Vanderbilt, Apr 22, 2023; Texas A&M, Mar 24, 2023

Runs scored: 2, Vanderbilt, Apr 22, 2023; Alabama A&M, Feb 22, 2023; Morehead State, Mar 10, 2023

Walks: 1, 7 times

Hit by pitch: 1, Vanderbilt, Apr 22, 2023

Struck out: 3, Vanderbilt, Apr 21, 2023; Morehead State, Mar 11, 2023

Sac flies: 1 [t-5th], Alabama A&M, Feb 22, 2023; Texas A&M, Mar 24, 2023

At bats: 5, Vanderbilt, Apr 21, 2023

Caught stealing: 1 [t-1st], at Arkansas, Apr 15, 2023

Field chances: 3, Texas A&M, Mar 24, 2023

Putouts: 2, 6 times


Assists: 1, at Missouri, Mar 19, 2023; Texas A&M, Mar 24, 2023



TV / RADIO SPOTTING CHART



**1 • Christian Moore**  
So. • INF



**2 • Maui Ahuna**  
Jr. • INF



**4 • Jake Kendro**  
Fr. • INF



**5 • Austen Jaslove**  
R-So. • INF



**6 • Kyle Booker**  
Jr. • OF



**7 • Logan Chambers**  
Jr. • UTL



**8 • Christian Scott**  
Sr. • OF



**9 • Hunter Ensley**  
R-So. • OF



**10 • Griffin Merritt**  
Gr. • OF



**11 • Chase Dollander**  
Jr. • RHP



**12 • Ethan Payne**  
Jr. • UTL




**13 • Reese Chapman**  
Fr. • OF



**14 • Charlie Taylor**  
R-So. • C



**16 • Camden Sewell**  
Gr. • RHP



**17 • Jared Dickey**  
R-So. • OF/C



**18 • Ryan Miller**  
R-So. • C



**19 • Seth Halvorsen**  
R-Jr. • RHP




**20 • Bryce Jenkins**  
Jr. • RHP



**21 • Kavares Tears**  
R-Fr. • OF/1B




**23 • Chase Burns**  
So. • RHP



**25 • Blake Burke**  
So. • 1B



**28 • Aaron Combs**  
R-So. • RHP



**29 • Andrew Lindsey**  
Jr. • RHP



**30 • Cal Stark**  
Jr. • C



**32 • Drew Beam**  
So. • RHP



**33 • AJ Russell**  
Fr. • RHP



**34 • Hollis Fanning**  
Jr. • RHP




**35 • Kirby Connell**  
Sr. • LHP




**36 • Andrew Behnke**  
Fr. • LHP



**40 • Zach Joyce**  
Jr. • RHP




**42 • Jake Fitzgibbons**  
R-So. • LHP



**44 • Zane Denton**  
Sr. • INF



**46 • Dylan Dreiling**  
Fr. • OF



**48 • Zander Sechrist**  
So. • LHP




**22 • Tony Vitello**  
Head Coach




**24 • Josh Elander**  
Assoc. Head Coach



**3 • Frank Anderson**  
Assistant Coach



**37 • Richard Jackson**  
Assistant Coach



**15 • Ricky Martinez**  
Student Assistant Coach




**Luke Bonfield**  
Director of Player Development

COACHING STAFF



**Quentin Eberhardt**  
Director of Baseball Sports Performance



**Chad Zurcher**  
Director of Operations



**Jeff Wood**  
Associate Director of Sports Medicine

SUPPORT STAFF