






- Austin Tac on INT  
- check Laird's yards punting

# Final Game Statistics



# DUKE BLUE DEVILS

VS.

# Clemson Tigers

Saturday, October 24, 1998  
Wallace Wade Stadium  
Durham, NC • 1:30 pm



# NCAA FINAL TEAM STATISTICS

	DUKE	CLEMSON
	Home	Visitor
<b>First Downs</b> .....	13	19
Rushing .....	4	5
Passing .....	8	11
Penalty .....	1	3
Rushing Attempts .....	42	30
Yards Gained Rushing .....	135	138
Yards Lost Rushing .....	22	7
<b>Net Yards Rushing</b> .....	113	131
<b>Net Yards Passing</b> .....	155	231
Passes Attempted .....	23	40
Passes Completed .....	13	19
Had Intercepted .....	0	2
<b>Total Offensive Plays</b> .....	65	70
<b>Total Net Yards</b> .....	268	362
Average Gain Per Play .....	<del>4.1</del> 4.1	<del>5.2</del> 5.2
Fumbles: Number—Lost .....	2—0	1—0
Penalties: Number—Yards .....	11 <del>12</del> — <del>95</del> 105	9 <del>11</del> — <del>80</del> 80
Number of Punts—Yards .....	10—404	6—253
Average Per Punt .....	40.4	<del>42.2</del> 42.2
Punt Returns: Number—Yards .....	2— <del>19</del> 19	6—55
Kickoff Returns: Number—Yards .....	2—31	4—71
Interception Returns: Number—Yards .....	2—40	0—0
Fumble Returns: Number—Yards .....	0—0	0—0
Possession Time .....	31:40	28:20
Third-Down Conversions .....	5 of 16	7 of 17
Fourth-Down Conversions .....	1 of 1	0 of 1
Sacks By: Number—Yards .....	1—5	2—16

# NCAA FINAL INDIVIDUAL STATISTICS

**DUKE**

Home

Rushing                      Att.    Gain    Lost    Net    TD    Long

B. HILL	18	86	0	86	1	21
WILKS	18	43	4	39	2	6
RASHEED	1	1	0	1	0	1
CAMPBELL	5	5	18	(13)	1	2
Totals	42	135	22	113	4	21

Passing                      Att.-Comp.-Int.    Yards    TD    Long    Sacks

CAMPBELL	23-13-0	155	0	33	2
	- -				
	- -				
Totals	23-13-0	155	0	33	2

Pass Receiving                      No.    Yards    TD    Long

MONTGOMERY	7	102	0	33
HART	2	37	0	31
B. HILL	2	4	0	11
AMENT	1	7	0	7
WILKS	1	5	0	5
Totals	13	155	0	33

Punting                      No.    Yds.    Avg.    Long

MORTON	10	409	40.9	64
Totals	10	409	40.9	64

Field Goals

NONE	
------	--

(After player's name list distances of each attempt and circle FGs Made, e.g., 46- (23) -35)

All Returns\*                      Punts                      Kickoffs                      Int. Passes  
 No.    Yds.    LP    No.    Yds.    LP    No.    Yds.    LP

HAMILTON	2 - (19)	14	1 - 15	15	-	-	-
EPPERSON	-	-	1 - 16	16	-	-	-
HOLLEY	-	-	-	-	2 - 40	40	-
Totals	2 - (19)	14	2 - 31	16	2 - 40	40	-

\*Fumble Returns listed on Defensive Statistics Chart.  
 Copyright 1995 National Collegiate Athletic Association

**CLEMSON**

Visitor

Rushing                      Att.    Gain    Lost    Net    TD    Long

ZACHERY	14	82	2	80	1	39
AUSTIN	7	30	0	30	0	15
WITHERSPOON	4	12	0	12	0	5
STREETER	3	11	5	6	0	11
ADAMS	2	3	0	3	0	2
Totals	30	138	7	131	1	39

Passing                      Att.-Comp.-Int.    Yards    TD    Long    Sacks

STREETER	40-19-2	231	2	43	1
	- -				
	- -				
Totals	40-19-2	231	2	43	1

Pass Receiving                      No.    Yards    TD    Long

WOLFORD	7	101	-	43
GARDNER	4	39	-	16
MARTIN	3	46	1	25
ZACHERY	2	7	-	5
LAWYER	1	22	1	22
AUSTIN	1	8	-	8
BAILEY	1	8	-	8
Totals	19	231	2	43

Punting                      No.    Yds.    Avg.    Long

LAIRD	6	253	42.2	56
Totals	6	253	42.2	56

Field Goals

RICHARDSON	(25) - 45
------------	-----------

(After player's name list distances of each attempt and circle FGs Made, e.g., 46- (23) -35)

All Returns\*                      Punts                      Kickoffs                      Int. Passes  
 No.    Yds.    LP    No.    Yds.    LP    No.    Yds.    LP

ZACHERY	6 - 55	15	-	-	-	-
EDWARDS	-	-	2 - 37	22	-	-
LAWYER	-	-	2 - 34	18	-	-
Totals	6 - 55	15	4 - 71	22	-	-





# NCAA DEFENSIVE STATISTICS

Team DUIZ

## Tackles

Sample: 55	Jones, R.	LB	UT 4	AT 3	Tot. 7	TFL- Yds. 1-6	FR- Yds. 1-15	Pass Int. 0	Pass BrUp 1	QB Sacks 1	O t h e r
(No.)	(Player)	(Pos.)									
11	HAMILTON	CB	III	I	6				I		
13	CLARK	SS	II	III	5				III		
20	HOLLEY K	PS	II	IIII	12			I-0 I-40	I		
27	LEWIS K	OLB		III	4				I		
37	GRAVE	CB	III	II	6				I		
44	STALLMANS	ILB		IIII	8						
45	DEHAMILLERS	ILB		IIII	10						
58	KNIGHT	OLB	I	II	3						
91	SCANLON	NG	I		1						
93	COMBS	DT									
98	SHEPHERD	-DT	I	I	3					I-5	
94	STEINBAUGH			III	4	I-1					
16	HARRIS		I		1						
83	KRILL		I	II	3						
99	MCCORMICK			I	1						
56	SMITHWICK						I				
15	VERILLE			III	3						
25	ROUSH		II	I	3						
30	DENHAM		I		1						
50	JEWKINS			II	2						
59	UMBREL			I	1						
26	HOLLEY Q			I	1						
16	HARRIS		I		1						
35	BURDINE		I		1						
84	HIFERIDGE			I	1						

Legend: UT—Unassisted Tackles    AT—Assisted Tackles    Tot.—Total Tackles    TFL-Yds.—Tackles For Loss-Yards    FR-Yds.—Fumble Recoveries Yds. Ret.    Pass Int.—Pass Interceptions    Pass BrUp—Passes Broken Up    QB Sacks—Quarterback Sacks    Other—FF = Forced fumble    BP = Blocked punt    BF = Blocked field goal    BX = Blocked extra point

**DUKE VS. CLEMSON, OCTOBER 24, 1998, DURHAM, NC - FIRST QUARTER**

TIME	YD	DOWN	PLAY / RESULT
15:00	D35		Lenhardt kicks off to Edwards at 2, 22 yd return (Harris)
<b>CLEMSON</b>			
14:51	C24	1-10	<b>PENALTY DUKE, OFFSIDES, 5 YDS</b>
14:51	C29	1-5	Streeter pass incomplete to Gardner
14:46	C29	2-5	Zachery carries for gain of 4 (Lewis)
14:19	C33	3-1	Streeter pass incomplete to Wofford
14:08	C33	4-1	Richardson punts to Hamilton at the 26, 41 yd punt
13:56	C		<b>PENALTY DUKE, HOLDING, 8 YDS</b>
<b>DUKE</b>			
13:56	D21	1-10	Hill carries for gain of 6 (Abdullah)
13:24	D27	2-4	Campbell pass complete to Montgomery (Edwards) <b>FIRST DOWN</b>
13:00	D36	1-10	Hill carries for gain of 11 (Jones) <b>FIRST DOWN</b>
12:41	D47	1-10	Hill carries for gain of 3 (Jones)
12:08	D50	2-7	<b>PENALTY CLEMSON, OFFSIDES, 5 YDS</b>
12:07	C45	2-2	Hill carries for gain of 6 (Means) <b>FIRST DOWN</b>
11:49	C39	1-10	Campbell pass incomplete to Montgomery
11:29	C39	2-10	Hill carries for gain of 5 (Allen)
10:52	C34	3-5	Hill carries for gain of 21 (Allen) <b>FIRST DOWN</b>
10:38	C13	1-10	Wilks carries for gain of 3 (Carswell)
10:02	C10	2-7	Wilks carries for gain of 5 (Hafley)
9:29	C5	3-2	Wilks carries for gain of 4 (Jones) <b>FIRST DOWN</b>
9:04	C1	1-G	Wilks carries for no gain, fumble recovered by Campbell <b>TOUCHDOWN</b>
8:59	C3		Lenhardt PAT good

**SCORING DRIVE: 12 plays, 79 yds, 4:57**

**DUKE 7, CLEMSON 0**

8:59	D35		Lenhardt kicks off into the endzone, touchback
<b>CLEMSON</b>			
8:54	C20	1-10	Zachery carries for 5
8:18	C26	2-5	Streeter pass complete to Wofford for gain of 5 (Grant) <b>First Down</b>
7:45	C31	2-10	Witherspoon carries for gain of 4 (Krill)
7:08	C35	2-6	Zachery carries for gain of 2 (DeLamielleure)
6:31	C37	3-4	Streeter pass complete to Wofford for gain of 43 (Grant) <b>FIRST DOWN</b>
6:10	D20	1-10	<b>PENALTY DUKE, ROUGHING THE PASSER, 8 YDS</b>
6:00	D11	1-10	Zachery carries for no gain (Stallmeyer)
5:42	D11	2-10	Zachery carries for gain of 3 (Krill)
5:27	D8	3-7	Streeter pass incomplete to
5:00	D8	4-7	Richardson 25 yd field goal good

**SCORING DRIVE: 10 plays, 73 yds, 4:33**

**DUKE 7, CLEMSON 3**

4:29	C35		Richardson kicks off to Epperson at the goal, 16 yd return
<b>DUKE</b>			
4:10	D8	1-10	<b>PENALTY DUKE, BLOCKING BELOW WAIST, 8 YDS</b>
3:31	D9	2-9	Rasheed carries for gain of 1 (Means)
2:52	D1	3-17	Campbell sacked for loss of 8 (Broomfield), fumble recovered by Smithwick
2:18	D3	4-15	Campbell carries for gain of 2 (Carswell, Childress)
2:01	D13	4-5	<b>PENALTY CLEMSON, HOLDING, 10 YDS</b>
			Morton punts to Zachery at the 33 (Roush), 53 yd punt, 8 yd return
<b>CLEMSON</b>			
1:59	C41	1-10	Austin carries for gain of 3 (Shepherd, DeLamielleure)
1:11	C44	2-7	Streeter pass incomplete to Lawyer
1:05	C44	3-7	Streeter pass complete to Austin for gain of 8 (Stallmeyer) <b>FIRST DOWN</b>
0:41	D48	1-10	Austin carries for no gain (Shepherd)
0:08	D48	2-10	Adams carries for gain of 2 (Stallmeyer)

**END OF THE FIRST QUARTER:**

**DUKE 7, CLEMSON 3**

DUKE VS. CLEMSON, OCTOBER 24, 1998, DURHAM, NC - SECOND QUARTER

TIME	YD	DOWN	PLAY / RESULT
<b>CLEMSON</b>			
15:00	D46	3-8	<b>PENALTY CLEMSON, FALSE START, 5 YDS</b>
15:00	C49	3-13	Streeter pass incomplete to Austin
14:56	C49	4-13	Laird punts to the 24, kick downed <i>27 yd punt</i>
<b>DUKE</b>			
14:47	D25	1-10	Wilks carries for gain of 2 (Jones)
14:10	D27	2-8	Campbell pass complete to Montgomery for gain of 5 (Edwards)
14:02	D32	3-3	Campbell pass complete to Ament for gain of 7 <b>FIRST DOWN</b>
13:57	D39	1-10	Campbell pass complete to Hart for gain of 6 (Ardley)
13:25	D45	2-4	<b>PENALTY CLEMSON, OFFSIDES, 5 YDS FIRST DOWN</b>
13:15	D50	1-10	Campbell pass complete to Montgomery for gain of 33 (Edwards) <b>FIRST DOWN</b>
<del>12:54</del>	<del>D17</del>	<del>1-10</del>	<del><b>PENALTY CLEMSON, FACE MASK, 5 YDS</b></del>
12:39	D12	1-10	Wilks carries for gain of 2 (Ardley)
12:00	D10	2-8	<b>PENALTY CLEMSON, OFFSIDES, 5 YDS</b>
11:54	D5	2-3	Wilks carries for no gain (Means, Jones)
11:08	D5	3-3	Campbell carries for gain of 2 (D-Line)
10:41	D3	4-1	Wilks carries for gain of 3 <b>TOUCHDOWN</b> <i>First Down</i>
10:28	D3		Lenhardt PAT good
<b>SCORING DRIVE: 9 plays, 75 yds, 4:19</b>			
<b>DUKE 14, CLEMSON 3</b>			
10:28	D35		Lenhardt kicks off to Edwards at the 5, 15 yd return (Pierce)
<b>CLEMSON</b>			
10:18	C20	1-10	Streeter carries for no gain (Knight)
9:41	C20	2-10	Zachery carries for no gain (Grant)
9:03	C20	3-10	Streeter pass complete to Gardner for gain of 15 (Clark) <b>FIRST DOWN</b>
8:41	C35	1-10	Streeter pass incomplete to Lawyer
8:28	C35	2-10	Zachery carries for gain of 4 (Clark)
7:54	C39	3-6	Streeter pass intercepted by K. Holley, return of 40 (Austin)
<b>DUKE</b>			
7:37	C5	1-G	Hill carries for gain of 4 (Carswell)
7:02	C1	2-G	Wilks carries for gain of 1 <b>TOUCHDOWN</b>
7:01	C3		Lenhardt PAT good
<b>SCORING DRIVE: 2 plays, 5 yds, 0:36</b>			
<b>DUKE 21, CLEMSON 3</b>			
7:01	D35		Lenhardt kicks off to Lawyer at the 7, 18 yd return (Stallmeyer)
<b>CLEMSON</b>			
6:49	C25	1-10	<b>PENALTY DUKE, PASS INTERFERENCE, 15 YDS FIRST DOWN</b>
6:44	C40	1-10	Streeter pass incomplete to Lawyer
6:38	C40	2-10	Streeter pass incomplete to Wofford
6:32	C40	3-10	Streeter pass incomplete to Wofford
6:26	C40	4-10	Laird punts to the <del>20</del> <i>19</i> , downed, 41 yd punt
<b>DUKE</b>			
6:16	D20	1-10	Hill carries for gain of 1 (Broomfield)
5:41	D21	2-9	Campbell pass complete to Hill for loss of 7 (Jones)
4:48	D14	3-16	Hill carries for gain of 1 (Dingle)
4:31	D15	4-15	Morton punts to Zachery at the 45, 15 yd return (Verille) 40 yd punt
<b>CLEMSON</b>			
4:15	D40	1-10	Adams carries for gain of 1 (Lewis)
3:39	D39	2-9	Streeter pass incomplete to Wofford
3:32	D39	3-9	Streeter pass incomplete to Watts
3:25	D39	4-9	Streeter pass complete to Zachery for gain of 5 (K. Holley)
<b>DUKE</b>			
3:15	D34	1-10	Wilks carries for gain of 4 (Means)
2:42	D38	2-6	Campbell pass incomplete to Moore
2:31	D38	3-6	Campbell pass complete to Wilks for gain of 5 (Means)
2:00	D43	4-1	<b>PENALTY DUKE, DELAY OF GAME, 5 YDS</b>
1:50	D38	4-6	Morton punts to the 30, downed, 32 yd punt
<b>CLEMSON</b>			
1:39	C30	1-10	Streeter pass complete to <del>Gardner</del> <i>Gardner</i> for gain of 2 (Hamilton)
1:14	C32	2-8	<b>PENALTY CLEMSON, HOLDING, 16 YDS</b>
1:06	C16	2-24	Streeter pass complete to Wofford for gain of 9 (K. Holley)
0:42	C25	3-15	<b>TIMEOUT DUKE #1</b>
0:42	C25	3-15	Streeter pass incomplete to Gardner
0:36	C25	4-15	Laird punts to Hamilton at the 30, 14 yd return (Crutchfield) 45 yd punt
<b>DUKE</b>			
0:24	D44	1-10	Campbell pass incomplete to Ament
0:20	D44	2-10	Campbell pass incomplete to Ament
0:15	D44	3-10	Campbell pass incomplete to Montgomery
0:09	D44	4-10	Morton punts to the 20, downed, 36 yd punt
<b>END OF THE SECOND QUARTER:</b>			
<b>DUKE 21, CLEMSON 3</b>			

# NCAA QUICKIE STATISTICS

First Quarter

Half

Third Quarter

Final

(Circle One)

Score .....

First Downs .....

Rushes—Yardage (Net) .....

Passing Yardage (Net) .....

Passes—Att.-Comp.-Int. ....

Total Offense Plays—Yards .....

Fumble Returns—Yards .....

Punt Returns—Yards .....

Kickoff Returns—Yards .....

Interception Returns—Yards .....

Punts (Number-Average) .....

Fumbles—Lost .....

Penalties—Yards .....

Possession Time .....

<b>DUKE</b>	
Home	
21	
9	
21 - 69	
69	
13 - 8 - 0	
34 - 128	
0 - 0	
2 - 20	
1 - 16	
1 - 40	
4 - 40	
2 - 0	
65 - 52	
16:29	

<b>CLEMSON</b>	
Visitor	
3	
5	
14 - 30	
87	
20 - 7 - 1	
348 - 117	
0 - 0	
2 - 23	
3 - 55	
0 - 0	
4 - 38.5	
1 - 0	
70 - 151	
13:31	

16/54

## INDIVIDUAL LEADERS

**DUKE**

Home

**CLEMSON**

Visitor

362  
117  
245

268  
128  
140

Rushing	Att.	Net Yards	TD	Long
B. HILL	8	47	-	21
WILKS	9	24	2	5
RASHEED	1	1	0	1
CAMPBELL	30	-3	1	2

Rushing	Att.	Net Yards	TD	Long
ZACHARY	8	21	-	6
AUSTIN	2	3	-	3
ADAMS	2	3	-	2
WITHERSPOON	1	3	-	3

Passing	Att.-Comp.-Int.	Yards	TD	Long
CAMPBELL	13-8-0	69	0	33

Passing	Att.-Comp.-Int.	Yards	TD	Long
STREETER	20-7-1	87	-	43

Pass Receiving	No.	Yards	TD	Long
MONTGOMERY	3	47	-	33
B. HILL	2	4	-	11
AMENT	1	7	-	7

Pass Receiving	No.	Yards	TD	Long
WOLFORD	3	57	-	43
GARDNER	2	17	-	15
AUSTIN	1	8	-	8

Punting	No.	Avg.	Long
MORTON	4	40.0	53

Punting	No.	Avg.	Long
LAIRD	4	38.5	45



# NCAA FOOTBALL DRIVE CHART

Team	Quarter	Drive Started			Drive Ended			Drive Consumed		
		Yd. Line	Time	How Obtained	Yd. Line	Time	How lost	Yards	Plays	Time
C <sup>①</sup>	1st	C-24	15:00	Kick-off 22 yd. Ret	C-32	13:56	<del>Punt</del> Punt	9	3	1:04
D	1st	D-21	13:56	Punt-35 yd	C-0	8:59	T.D. 1 yd R	79	11	4:57
C <sup>②</sup>	1st	C-20	8:59	K.O.	D-7	4:26	<del>25 yd FG</del> FG	25	10	4:33
D	1st	D-8	4:26	Penalty K.O. 16 yd. Ret	D-14	1:50	53 yd Punt	6	11	2:36
C <sup>③</sup>	1st	C-41	1:50	53 yd. Punt	C-49	14:47	<del>27 yd Punt</del> Punt	8	6	2:03
D	2nd	D-25	14:47	27 yd. Punt	C-0	10:28	T.D. 3 yd R	75	11	4:19
C <sup>④</sup>	2nd	C-20	10:28	K.O. -15 yd Ret	C-5	7:37	<del>Intercepted</del> Intercepted	19	6	2:51
D	2nd	C-5	7:37	40 yd. Int. Ret	C-0	7:01	1 yd T.D.	5	11	1:36
C <sup>⑤</sup>	2nd	C-25	7:01	K.O. 18 yd. Ret	C-40	6:16	<del>4 yd Int</del> Punt	15	3	0:45
D	2nd	D-20	6:16	41 yd. Punt	D-15	4:15	40 yd. Punt	(-4)	11	2:01
C <sup>⑥</sup>	2nd	D-40	4:15	40 yd. Punt	D-34	3:15	<del>Downs</del> Downs	6	4	1:00
D	2nd	D-34	3:15	Held	D-39	1:39	31 yd. Punt	5	11	1:36
C <sup>⑦</sup>	2nd	C-30	1:39	31 yd. Punt	C-25	1:24	<del>45 yd. Punt</del> Punt	(-5)	3	1:15
D	2nd	D-44	1:24	45 yd. Punt	D-44	-0-	36 yd. Punt	0	11	:24

TEAM: Duke	First Quarter	Second Quarter	Third Quarter	Fourth Quarter	First Half	Totals Second Half	Final
Time of Possession	7:33	8:56			16:29		
Third-Down Conversions	2-3	1- <del>2</del> 5			3- <del>2</del> 8		
Average Field Position	14.5	43.0			29		
Fourth-Down Conversions	-	1-1			1-1		

TEAM: Clemson	First Quarter	Second Quarter	Third Quarter	Fourth Quarter	First Half	Totals Second Half	Final
Time of Possession	7:27	6:04			13:31		
Third-Down Conversions	3-5	1-6			4-11		
Average Field Position	28	34			31		
Fourth-Down Conversions	-	0-1			0-1		

**DUKE VS. CLEMSON, OCTOBER 24, 1998, DURHAM, NC - THIRD QUARTER**

<b>TIME</b>	<b>YD</b>	<b>DOWN</b>	<b>PLAY / RESULT</b>
15:00	C35		Smith kicks off to Montgomery in the endzone, touchback
<b>DUKE</b>			
14:53	D20	1-10	Hill carries for gain of 6 (Allen)
14:47	D26	2-4	Campbell sacked for loss of 8 (Abdullah)
14:11	D18	3-12	Hill carries for gain of 1 (McKenzie)
13:43	D19	4-11	Morton punts to Zachery at the 48, no return, 33 yd punt
<b>CLEMSON</b>			
13:35	C48	1-10	Streeter sacked for loss of 5 (Shepherd)
13:03	C43	2-15	Zachery carries for loss of 2 (Steinbaugh, DeLamielleure)
12:14	C41	3-17	Streeter pass complete to Wofford for gain of 20 (Grant) <b>FIRST DOWN</b>
11:43	D39	1-10	Zachery carries for gain of 39 <b>TOUCHDOWN</b> <i>First Down</i>
11:37	D3		Richardson PAT good
<b>SCORING DRIVE: 4 plays, 52 yds, 1:58</b>			
<b>DUKE 21, CLEMSON 10</b>			
11:37	C35		Smith kicks off out of the endzone, touchback
<b>DUKE</b>			
11:32	D20	1-10	Wilks carries for no gain (McKenzie)
11:04	D20	2-10	Campbell pass incomplete to Hart
10:54	D20	3-10	Campbell pass incomplete to backfield
10:48	D20	4-10	Morton punts to Zachery at the 40, 10 yd return (Q. Holley, Roush) 40 yd punt
<b>CLEMSON</b>			
10:39	D50	1-10	Austin carries for gain of 15 (K. Holley) <b>FIRST DOWN</b>
10:15	D35	1-10	Witherspoon carries for gain of 5 (K. Holley)
9:31	D30	2-5	Austin carries for gain of 1 (Scanlan)
9:05	D29	3-4	<b>TIMEOUT CLEMSON #1</b>
9:05	D29	3-4	Zachery carries for gain of 1 (Stallmeyer)
8:32	D28	4-3	Richardson 45 yd field goal attempt no good
<b>DUKE</b>			
8:19	D29	1-10	Hill carries for gain of 3 (Means, Allen)
7:34	D32	2-7	<b>PENALTY DUKE, ILLEGAL PROCEDURE, 5 YDS</b>
7:34	D27	2-12	Campbell pass incomplete to Ament
7:14	D27	3-12	Hill carries for gain of 5 (Carswell)
6:41	D32	4-7	Morton punts to Zachery at the 25, return of 7 (Roush) 43 yd punt
<b>CLEMSON</b>			
6:27	C32	1-10	Streeter pass incomplete to Wofford
6:21	C32	2-10	Austin carries for gain of 5 (DeLamielleure, Hamilton)
5:43	C37	3-5	Streeter pass complete to Martin for gain of 6 (Stallmeyer, K. Holley) <b>FIRST DOWN</b>
5:10	C43	1-10	Streeter pass complete to Bailey for gain of 8 (Clark)
4:34	D49	2-2	Witherspoon carries for gain of 2 (DeLamielleure, Lewis) <b>FIRST DOWN</b>
3:59	D47	1-10	Streeter pass incomplete to Lawyer
3:52	D47	2-10	Zachery carries for gain of 18 (Grant)
<b>PENALTY CLEMSON, HOLDING, 10 YDS</b>			
3:23	D39	2-2	Zachery carries for gain of 1 (Hamilton) <i>16</i>
2:46	D38	3-1	<b>PENALTY DUKE, ILLEGAL PARTICIPATION, 15 YDS FIRST DOWN</b>
2:32	D22	1-10	Streeter pass complete to Lawyer for gain of 22 <b>TOUCHDOWN</b>
2:22	D3		Richardson PAT good
<b>SCORING DRIVE: 9 plays, 68 yds, 4:05</b>			
<b>DUKE 21, CLEMSON 17</b>			
2:22	C35		Smith kicks off to Montgomery in the endzone, touchback
<b>DUKE</b>			
2:16	D20	1-10	Wilks carries for gain of 5 (Abdullah)
1:51	D25	2-5	Campbell pass complete to Montgomery for gain of 30 (Allen) <b>FIRST DOWN</b>
1:21	C45	1-10	Wilks carries for gain of 1 (Jolly)
0:41	C44	2-9	Campbell pass complete to Montgomery for gain of 9 <b>FIRST DOWN</b>
0:38	C35	1-10	Hill carries for gain of 1 (Means)

**END OF THE THIRD QUARTER:**

**DUKE 21, CLEMSON 17**

**DUKE VS. CLEMSON, OCTOBER 24, 1998, DURHAM, NC - FOURTH QUARTER**

TIME	YD	DOWN	PLAY / RESULT
<b>DUKE</b>			
15:00	C34	2-9	Hill carries for gain of 8 (Carswell) <b>PENALTY DUKE, HOLDING, 10 YDS</b>
14:41	C36	2-11	<b>PENALTY DUKE, ILLEGAL PROCEDURE, 5 YDS</b>
14:20	C41	2-16	Hill carries for gain of 2 (Dingle, Carson)
13:52	C39	3-14	Campbell pass complete to Hart for gain of 31 (Carswell) <b>FIRST DOWN</b>
13:38	C8	1-G	Hill carries for gain of 8 <b>TOUCHDOWN</b>
13:34	C3		Lenhardt PAT good
<b>SCORING DRIVE: 9 plays, 80 yds, 3:48</b>			
<b>DUKE 28, CLEMSON 17</b>			
13:34	D35		Lenhardt kicks off to Lawyer at the 2, 16 yd return (Harris)
<b>CLEMSON</b>			
13:26	C18	1-10	Streeter pass complete to <sup>Wofford</sup> Lawyer for gain of 15 (Clark)
12:52	C33	1-10	Zachery carries for gain of 2 (DeLamielleure)
12:28	C35	2-8	Streeter pass complete to Lawyer for gain of 7 (Hamilton)
11:49	C42	3-1	Witherspoon carries for gain of 2 (Stallmeyer) <b>FIRST DOWN</b>
11:23	C44	1-10	Streeter pass incomplete to Lawyer
11:16	C44	2-10	Austin carries for no gain (Burdine)
10:43	C44	3-10	Streeter pass incomplete to Martin
10:28	C44	4-10	Laird punts into the endzone, touchback - <i>56 yd punt</i>
<b>DUKE</b>			
10:21	D20	1-10	Hill carries for gain of 1 (Carswell)
9:45	D21	2-9	Hill carries for gain of 3 (Carswell)
9:04	D24	3-6	Campbell pass complete to Montgomery for gain of 4 (Edwards)
8:21	D28	4-2	Morton punts to Zachery at the 36, 7 yd return (Verille, Jenkins) 36 yd punt
<b>CLEMSON</b>			
8:09	C43	1-10	Streeter pass incomplete to Watts
8:04	C43	2-10	<b>PENALTY CLEMSON, HOLDING, 19 YDS</b>
7:50	C24	2-29	Streeter pass incomplete to Lawyer
7:35	C24	3-29	Streeter pass incomplete to Gardner
7:27	C24	4-29	Laird punts to the 33, downed, no return, 43 yd punt
<b>DUKE</b>			
7:16	D33	1-10	Campbell pass incomplete to Montgomery
7:07	D33	2-10	Campbell pass incomplete to Montgomery
7:03	D33	3-10	Wilks carries for gain of 2 (Abdullah, Allen)
6:32	D35	4-8	Morton punts to the 1, downed, <i>64</i> yd punt
<b>CLEMSON</b>			
6:08	C1	1-10	Austin carries for gain of 6 (Clark, K. Holley)
5:41	C7	2-4	Streeter carries for gain of 11 (Hamilton) <b>FIRST DOWN</b>
5:16	C18	1-10	Streeter pass complete to Gardner for gain of 6
5:12	C24	2-4	Streeter pass complete to Gardner for gain of 16 (Hamilton) <b>FIRST DOWN</b>
4:52	C40	1-10	<b>PENALTY DUKE, PASS INTERFERENCE, 16 YDS, FIRST DOWN</b>
4:48	D44	1-10	Streeter pass complete to Zachery for gain of 2 (Grant)
4:41	D42	2-8	Streeter pass complete to Martin for gain of 15 (K. Holley) <b>FIRST DOWN</b>
4:20	D27	1-10	Streeter pass complete to Wofford for gain of 2 (DeLamielleure)
4:03	D25	2-8	Streeter pass complete to Martin for gain of 25 <b>TOUCHDOWN</b>
3:54	D3		<b>TIMEOUT DUKE #1</b>
3:54	D3		Streeter pass incomplete to Wofford, 2 pt conversion attempt no good
<b>SCORING DRIVE: 8 plays, 99 yds, 2:14</b>			
<b>DUKE 28, CLEMSON 23</b>			
3:54	C35		Smith kicks off to Hamilton at the 15, 15 yd return (Hafley)
<b>DUKE</b>			
3:43	D30	1-10	Wilks carries for gain of 4 (McKenzie)
3:02	D34	2-6	Wilks carries for gain of 1 (Jones)
2:32	D35	3-5	Campbell pass complete to Montgomery for gain of 12 (Edwards) <b>FIRST DOWN</b>
2:00	D47	1-10	Wilks carries for loss of 1 (Jones)
1:46	D46	2-11	<b>TIMEOUT CLEMSON #2</b>
1:46	D46	2-11	Wilks carries for gain of 6 (Broomfield)
1:37	C48	3-5	<b>TIMEOUT CLEMSON #3</b>
1:37	C48	3-5	Wilks carries for loss of 3 (Abdullah)
0:52	D49	4-8	Morton punts to Zachery at the 19, 8 yd return (Verille, Jenkins), 32 yd punt
<b>CLEMSON</b>			
0:42	C27	1-10	Streeter pass intercepted by K. Holley at the 49, no return
<b>DUKE</b>			
0:35	D49	1-10	Campbell kneels for loss of 2
<b>FINAL SCORE:</b>			
<b>DUKE 28, CLEMSON 23</b>			

# NCAA FOOTBALL DRIVE CHART

Team	Quarter	Drive Started			Drive Ended			Drive Consumed		
		Yd. Line	Time	How Obtained	Yd. Line	Time	How lost	Yards	Plays	Time
D	3rd	D-20	15:00	K.O.	D-19	13:35	33 yd. Punt	(-1)		1:25
C	3rd	C-48	13:35	33 yd. Punt	D-0	11:37	TD Run 34 yd. T.D.	(52)	(4)	(1:58)
D	3rd	D-20	11:37	K.O.	D-20	10:37	40 yd. Punt	0		1:00
C	3rd	50	10:37	40 yd. Punt	D-28	8:19	45 yd. FG F.G. Right	(22)	(5)	(2:18)
D	3rd	D-29	8:19	45 yd. FG <sup>wide</sup> Right	D-32	6:27	43 yd. Punt	3		1:52
C	3rd	C-32	6:27	43 yd. Punt <sup>7 yd.</sup> Ret	D-0	2:22	TP 22 yd. T.D. Pass	(68)	(9)	(4:05)
D	3rd	D-20	2:22	K.O.	C-0	13:34	8 yd. T.D. Run	80		3:48
C	4th	C-18	13:34	K.O. - 16 yd Ret.	C-44	10:21	Punt 56 yd. Punt	(26)	(7)	(3:13)
D	4th	D-20	10:21	56 yd. Punt	D-28	8:09	36 yd. Punt	8		2:12
C	4th	C-43	8:09	36 yd. Punt <sup>7 yd.</sup> Ret	D-24	7:16	Punt 43 yd. Punt	(-19)	(3)	(0:53)
D	4th	D-33	7:16	43 yd. Punt	D-35	6:08	65 yd. Punt	2		1:08
C	4th	C-1	6:08	65 yd. Punt	D-0	3:54	TP Pass 25 yd. T.D.	(99)	(8)	(2:14)
D	4th	D-30	3:54	K.O. 15 yd. Ret	D-49	1:43	32 yd. Punt	19		3:11
C	4th	C-27	1:43	32 yd. Punt	D-49	1:35	Interception Ret	0	' (1)	(0:08)
D	4th	D-49	1:35	Int.	D-47	0	End of Game	(-2)	'	1:35

MISSE FG

TEAM: Duke	First Quarter	Second Quarter	Third Quarter	Fourth Quarter	First Half	Totals Second Half	Final
Time of Possession	7:33	8:56	6:39	8:32	16:29	15:11	31:40
Third-Down Conversions	2-3	1-5	0-3	2-5	3-8	2-8	5-16
Average Field Position	14.5	43.0	22	33	29	27.5	28
Fourth-Down Conversions	-	1-1	-	-	1-1	-	1-1

TEAM: Clemson	First Quarter	Second Quarter	Third Quarter	Fourth Quarter	First Half	Totals Second Half	Final
Time of Possession	7:27	6:04	8:21	6:28	13:31	14:49	28:20
Third-Down Conversions	3-5	1-6	2-3	1-3	4-11	3-6	7-17
Average Field Position	28	34	43	22	31	32.5	32
Fourth-Down Conversions	-	0-1	-	-	0-1	-	0-1

PARTICIPATION  
CLEMSON AT DUKE  
OCTOBER 24, 1998

ALL CAPS== STARTERS

CLEMSON OFFENSE

LT: 77 BUTLER, 61 Smith  
LG: 71 HULSEY, 62 Page  
C: 73 GAMBLE  
RG: 59 YOUNG, 74 Banasiewicz  
RT: 70 POSTELL  
TE: 88 Watkins, 85 Ellis  
SE: 17 MARTINDALE, 23 GARDNER, 80 Bailey,  
81 Seth  
QB: 14 STREETER  
TB: 8 ZACHERY, 5 Austin, 2 Adams  
FB: 26 Witherspoon, 36 Ciurciu  
FLK: 84 LAWYER, 25 WOFFORD, 7 Watts

CLEMSON DEFENSE

RUSH: 52 DINGLE, 76 Holloman  
DT: 94 BROOMFIELD, 92 Jolly  
MG: 99 CHILDRESS, 90 James  
DT: 93 BRYANT, 35 McKenzie  
BAN: 53 ABDULBAH, 47 Bartley  
ILB: 57 JONES, 27 Adams  
ILB: 45 MEANS, 46 Carson  
CB: 28 ARDLEY, 30 Crutcherfield  
SS: 9 CARSWELL  
FS: 10 ALLEN, 40 Hafley  
CB: 1 EDWARDS

CLEMSON SPECIALISTS

PK: 29 RICHARDSON  
P: 37 LAIRD  
KO: 6 Smith  
LS(PK): 59 Young  
LS(P): 63 Owen  
HO: 37 Laird  
PR: 8 Zachery  
KOR: 1 Edwards, 5 Austin, 84 Lawyer  
ST Only: 3 Williams, 6 Smith, 29 Richardson, 31 Speck, 33 Evans, 34 Polite, 37 Laird,  
42 Bodrick, 54 Ross, 55 Rapley, 63 Owen

Offense - 23  
Defense - 20  
ST Only - 11

Total.....54



1998 vs. D.K.

#### Quotes from Duke head coach Fred Goldsmith

"It was a team effort. Everybody rose up. Kenan Holley filled in again for Jones — two huge interceptions today. Those were big plays. Some other guys rushed the passer pretty well at times. Scottie (Montgomery), he rose up. Clemson would not quit. People have been writing them off, this and that. I thought Tommy did a great job, just bringing them back. Especially when we had them down by 11 on their one-yard line. It was a hard-earned victory. I was proud of our players. Bobby Campbell hit some key passes, because Clemson didn't make it easy. Up there on that front line, they were tough, tough, tough. We are a better football team than we've been, but nothing comes easy."

"I thought our line blocked so well. We're a football team who for two years has turned Sims Lenhardt into the leading field goal kicker in America. Being able to get down there against a good defense, our guys blocked and carried hard-nosed plays up in there for touchdowns. It's been a long, long time around here since we've been able to do that."

"I think the first drive really surprised them. We went about 80 yards and ran it a lot and I think that surprised them. We were tougher than what we expected. Coach Koenning has brought a toughness to our offense that we have not had. He demands the most of them. We were making mistakes but the one thing we're doing, we're getting a lot tougher."

#### Quotes from Clemson head coach Tommy West

"Duke had huge touchdown in the third quarter that really hurt us, but we dug ourselves a hole early. We're down 21-3 at the half and we challenged them as about as hard as you can challenge anyone. They responded to the challenge, but it wasn't enough in the end."

"We used a little more play action at the start of the second half than we did in the first. We thought we could get a quick touchdown coming out and be okay. And that's exactly what happened. We scored pretty quick."

"Duke going to move people around to get the matchups they want and the support they want on the outside. They hurt us with the option early, but we made a couple of adjustments and got it solved. But we gave up too much early."

"You come out and you think you're ready to play and all of the sudden you're down 21-3. Then we come out and play the way we did in second half and that frustrating."

#### Duke Notes

Duke kicker Sims Lenhardt has made 42 straight point after attempts and is 18-of-18 this season.

Running back Letavious Wilks' two rushing touchdowns against Clemson marked the second

time in his career that he has scored two touchdowns in a game. The last time was in 1996 when he scored two touchdowns against Maryland.

Duke's 28 points on Saturday are the most points the Blue Devils have scored vs. Clemson since 1983. It is also the most points in a win vs the Tigers since a 34-17 win in 1980.

Duke win on Saturday broke a four-game losing skid to the Tigers and only the third win against Clemson since 1975.

It was Duke first home ACC win since Oct. 28, 1995 when they defeated Wake Forest 42-26.

Punter Brian Morton's 65-yard punt was a career long.

Defensive back Kenan Holley's two interceptions were the first of his career.

1998 vs Duke

## Clemson Notes

- \*Terry Bryant suffered a severe sprain of a knee in the second quarter and did not return. He was on crutches after the game and will be examined on Sunday.
- \*Harold Means received a head injury in the second period and did not return.
- \*Mal Lawyer received a black eye that was nearly swollen shut on a kickoff return and did not return.
- \*Brian Wofford had a career high seven receptions for a career high 101 yards receiving. It was the highest reception total and the highest reception yardage total of the season for a Clemson player. It was also the first 100-yard game receiving or rushing by a Clemson player this year.
- \*Travis Zachery had 142 all-purpose running yards this afternoon, his career high and high for a Clemson player this year. He had 14-80 rushing today, including a 39-yard touchdown run in the third period. That was his longest run of the year and the longest run by a Clemson player this year. Zachery now has 37 carries for 222 yards rushing over the last three games, a 6.0 rushing average.
- \*Clemson suffered its sixth loss of the season and thus can not go to a bowl. It is just the third time in 14 years that Clemson has not been to a bowl game. The others since 1984 are 1992 and 1994.
- \*Brandon Streeter completed 19 of 40 passes for 230 yards this afternoon. The completion total and pass attempt total were career highs and it was his second highest yardage total of the season and his career.
- \*Clemson had a 99-yard touchdown drive in the fourth period, the first time Clemson has had a 99-yard drive since the 1988 game against Florida State in Death Valley. It was the first time in history that Clemson had a 99-yard drive away from home. Brandon Streeter was 6-6 for 66 yards and a 25-yard scoring pass to Marcus Martin in the drive.
- \*Clemson's 28-23 loss today was the third this season by a touchdown or less and the seventh over the last two seasons.
- \*Clemson had 245 yards in total offense in the second half, its most productive half of the season. Clemson outgained Duke 245-134 in the second half.
- \*Matt Bailey had his first career reception this afternoon.
- \*Rod Gardner had a career high four receptions this afternoon.
- \*Clemson's +96 total offense margin was its second highest of the year.
- \*Today was Clemson's last road game of the season, the earliest road finale in Clemson history (in terms of calendar date).
- \*Antwan Edwards had one PBU according to the defensive stat sheet today and now has 13 for the year. He needs two to tie the Clemson single season record.
- \*Chris Jones had 10 tackles, including two tackles for loss. He has at least 98 tackles for the year (official stats off film on Sunday) and now has had double figures in tackles in six of the eight games.
- \*Clemson plays for the ninth straight weekend next Saturday against NC State (game time to be determined Saturday). Clemson has its first open date weekend on Nov. 7.