

# SYRACUSE (16-11, 9-7) AT CLEMSON (19-8, 11-5)

Wednesday, February 22, 2023 • Littlejohn Coliseum • Clemson, S.C. • 7:00 p.m. • ACC Network

## 2022-23 SCHEDULE

November		
	7 LEHIGH	W, 90-72
	15 COLGATE	L, 68-80
	19 NORTHEASTERN	W, 76-48
<b>Vividseats Empire Classic, Brooklyn, N.Y.</b>		
	21 vs. Richmond	W, 74-71 OT
	22 vs. St. John's	L, 69-76 OT
	26 BRYANT	L, 72-73
<b>ACC/Big 10 Challenge</b>		
	29 #16/17 at Illinois	L, 44-73
December		
	3 at Notre Dame	W, 62-61
	6 OAKLAND	W, 95-66
	10 GEORGETOWN	W, 83-64
	12 MONMOUTH	W, 86-71
	17 CORNELL	W, 78-63
	20 PITTSBURGH	L, 82-84
	31 BOSTON COLLEGE	W, 79-65
January		
	3 at Louisville	W, 70-69
	7 at #11/11 Virginia	L, 66-73
	11 VIRGINIA TECH	W, 82-72
	14 NOTRE DAME	W, 78-73
	16 at #17/16 Miami	L, 78-82
	21 at Georgia Tech	W, 80-63
	24 rv/rv NORTH CAROLINA	L, 68-72
	28 at Virginia Tech	L, 70-85
	30 #6/4 VIRGINIA	L, 62-67
February		
	4 at Boston College	W, 77-68
	8 at Florida State	W, 76-67
	14 #23/22 NC STATE	W, 75-72
	18 --/rv DUKE	L, 55-77
	22 at Clemson	7:00 p.m.
	25 at rv/rv Pittsburgh	5:00 p.m.
	28 GEORGIA TECH	7:00 p.m.
March		
	4 WAKE FOREST	5:00 p.m.
<b>ACC Tournament, Greensboro, N.C.</b>		
	7-11 ACC Tournament	TBA

## SYRACUSE STORYLINES

1. Syracuse has started three freshmen multiple times this season. The last campaign in which the Orange had three freshmen with the first string was 2007-08.

**ACCN TK99** **WAER** 88.3  
**Wes Durham** **Matt Park** **John Eads**  
**Dan Bonner** **Jim Satalin** **Zach Letson**

## Orange Head To Clemson

Syracuse heads to one of the toughest home courts in college basketball when it plays at Clemson on Feb. 22. The Tigers are 13-1 at Littlejohn Coliseum this year.

Syracuse has won three of its last four games while the Tigers have been beaten in four of their most recent five contests.

### The Syracuse-Clemson Series

- ✓ Clemson has a 7-6 edge in the all-time series with Syracuse.
  - ✓ The Orange have claimed the last two pairings with the Tigers, including last season's 91-78 triumph in the Dome.
  - ✓ Clemson has won five of six encounters in the Littlejohn Coliseum.
- ### Syracuse Notes
- ✓ Syracuse was beaten by Duke on Saturday, 77-55.
  - ✓ Senior **Joseph Girard III** and freshman **Judah Mintz** are the third highest scoring backcourt in the ACC (32.7 ppg.). They combined for 39 points versus Duke.
  - ✓ Senior center **Jesse Edwards** is averaging 17.0 points, 10.0 rebounds and 3.0 blocks per game in four February contests.

### Clemson Notes

- ✓ The Tigers were beaten at Louisville on Saturday, 83-73.
- ✓ Clemson's top two scorers are its two big men -- graduate forward **Hunter Tyson** (15.3 ppg., 9.4 rpg.) and junior center **PJ Hall** (15.2 ppg., 5.5 rpg.).
- ✓ Junior guard **Chase Hunter** is producing 14.3 points per game for Clemson.

		VS.	
2022-23	<b>Season</b>		2022-23
16-11	<b>W-L</b>		19-8
5-5	<b>Last 10</b>		5-5
3-2	<b>Last 5</b>		1-4
73.9	<b>PPG</b>		74.4
70.6	<b>OPP PPG</b>		68.1
.465	<b>Margin</b>		+6.3
.420	<b>FG %</b>		.465
.357	<b>FG % DEF</b>		.405
.339	<b>3PT %</b>		.360
.747	<b>3PT % DEF</b>		.334
.682	<b>FT %</b>		.800
35.0	<b>RPG</b>		34.4
36.1	<b>OPP RPG</b>		33.1
-1.1	<b>Margin</b>		+1.3
14.5	<b>Assists PG</b>		14.2
11.7	<b>Turnovers PG</b>		11.3
1.2	<b>A/TO Ratio</b>		1.3
5.3	<b>Blocks PG</b>		3.0
7.6	<b>Steals PG</b>		5.3

## SYRACUSE STORYLINES

- The announced crowd of 31,063 at the Duke game represented the largest in college basketball this year.
- Senior center **Jesse Edwards** ranks seventh in Div. I blocked shot average (2.8).
- Judah Mintz** tops the ACC in steals (51) and steals average (1.96).

## SYRACUSE TOP EIGHT based on minutes played

2022-23					2022-23				
No.	Player	Pos.	Class	PPG RPG	No.	Player	Pos.	Class	PPG RPG
	1 Maliq Brown	F	Fr.	6.1 5.0		3 Judah Mintz	G	Fr.	15.7 2.3
	<i>Season-high 18 points at Georgia Tech</i>					<i>24 points, 5 steals vs. Pittsburgh</i>			
	<i>11 points, 12 rebounds versus Virginia Tech</i>					<i>16 points, 10 assists against Georgetown</i>			
	0 Chris Bell	F	Fr.	6.6 1.7		5 Justin Taylor	G	Fr.	4.5 1.8
	<i>Posted a season-high 17 points vs. Notre Dame</i>					<i>Career-high 25 points versus Bryant</i>			
	<i>Tallied 15 points against North Carolina</i>					<i>10 points at Virginia Tech</i>			
	14 Jesse Edwards	C	Sr.	14.0 10.2		10 Symir Torrence	G	Sr.	2.7 1.5
	<i>11 double-doubles this season</i>					<i>Collegiate-best 12 points against Oakland</i>			
	<i>Career-high 27 points at Boston College</i>					<i>Eight points, five rebounds at Virginia Tech</i>			
	11 Joseph Girard III	G	Sr.	17.0 2.9		13 Benny Williams	F	So.	6.1 3.7
	<i>Ten 20+ point games in 2022-23</i>					<i>First double-double (11 pts.-11 rebs.) vs. St. John's</i>			
	<i>Third in SU career 3-pointers (287)</i>					<i>16 points, 11 rebounds against Boston College</i>			

## 2022-23 SYRACUSE BASKETBALL ROSTER

## Alphabetical

No.	Name	Pos.	Ht.	Wt.	Yr.	Hometown (H.S./Prep/College)
2	Ajak, John Bol	F	6-10	216	RJr.	Natinga, South Sudan (Westtown School, Pa.)
0	Bell, Chris	F	6-7	180	Fr.	Concord, Calif. (De La Salle/Wasatch Academy)
1	Brown, Maliq	F	6-8	213	Fr.	Culpeper, Va. (Blue Ridge)
23	Carey, Peter	C	6-11	200	Fr.	Sunderland, Mass. (Northfield Mt. Herman/ Frontier Regional)
12	Clayton, Anthony	G	6-0	180	So.	Albany, N.Y. (Avon Old Farms, Conn./Clark)
24	Copeland, Quadir	G	6-6	203	Fr.	Philadelphia, Pa. (Gettysburg/Life Center Academy, N.J./IMG Academy, Fla.)
14	Edwards, Jesse	C	6-11	230	Sr.	Amsterdam, Netherlands (IMG Academy, Fla.)
25	Feldman, Shane	G	6-2	165	Jr.	Agoura Hills, Calif. (Agoura)
11	Girard III, Joseph	G	6-1	190	Sr.	Glens Falls, N.Y. (Glens Falls)
55	Hima, Mounir	C	6-11	230	So.	Niamey, Niger (St. Mary's Assumption, N.J./St. Benedict's, N.J./Duquesne)
34	Keating, Stephen	F	6-6	210	Fr.	Fairfield, Conn. (Ludlowe)
3	Mintz, Judah	G	6-3	172	Fr.	Fort Washington, Md. (Gonzaga College H.S./Oak Hill Academy)
21	Ruffin, Niko	G	5-10	170	So.	Cresskill, N.J. (Paramus Catholic)
5	Taylor, Justin	G	6-6	205	Fr.	Charlottesville, Va. (St. Anne's Bellfield/IMG Academy, Fla.)
10	Torrence, Symir	G	6-3	195	Sr.	Syracuse, N.Y. (Syracuse Science Academy/ Vermont Academy/Marquette)
13	Williams, Benny	F	6-9	208	So.	Bowie, Md./St. Andrew's Episcopal, Md./IMG Academy, Fla.)

Head Coach: Jim Boeheim

Associate Head Coach: Adrian Autry

Assistant Coaches: Allen Griffin, Gerry McNamara

## Pronunciation Guide

John Bol Ajak	bowl ahhh-JAQUE	Judah Mintz	jou-DAH
Maliq Brown	mah-LEEK	Niko Ruffin	NEE-ko
Quadir Copeland	kwa-DEER	Symir Torrence	sigh-MERE
Mounir Hima	mo-NEER HEE-muh		

## SYRACUSE KEY RESERVES

No.	Player	Pos.	Class	2022-23		No.	Player	Pos.	Class	2022-23	
				PPG	RPG					PPG	RPG
2	John Bol Ajak	F	RJr.	1.1	1.9	24	Quadir Copeland	G	Fr.	1.8	1.5
	<i>Career-high six rebounds, four assists vs. Bryant</i>						<i>10 points, 5 boards against Pittsburgh</i>				
	<i>Six rebounds, three assists against Oakland</i>						<i>Season-high six rebounds at Georgia Tech</i>				
23	Peter Carey	C	Fr.	0.0	1.0	55	Mounir Hima	C	So.	1.1	1.9
	<i>Two rebounds against Bryant</i>						<i>Four points, eight boards, seven blocks vs. St. John's</i>				
	<i>Out with lower-body injury</i>						<i>Six rebounds, four blocks at Virginia</i>				

## ORANGE IN THE NBA

Player	at SU	Team	Notes	includes games of 2/20/2023
 Oshae Brissett	2018-19	Indiana	49 games, 5.5 ppg., 3.4 rpg.	
 Jerami Grant	2012-14	Portland	54 games, 20.8 ppg., 4.3 rpg.	

## ORANGE IN THE G-LEAGUE

Player	at SU	Team	Notes	includes games of 2/20/2023
 Buddy Boeheim	2018-22	Motor City	9 games, 10.4 ppg., 1.4 rpg.	
 Elijah Hughes	2011-13	Wisconsin	15 games, 16.1 ppg., 4.6 rpg.	
 James Southerland	2012-14	G League	4 games, 0.0 ppg., 1.7 rpg.	
 Cole Swider	2017-20	South Bay	12 games, 15.1 ppg., 4.1 rpg.	

## ORANGE CAREER TOTALS

includes Duke game

## Double-Digit Scoring Games

Name	2022-23	Total
Judah Mintz	23	23
Jesse Edwards	21	37
Joseph Girard III	21	78
Chris Bell	8	8
Maliq Brown	8	8
Benny Williams	7	8
Justin Taylor	3	3
Symir Torrence	2	2
Quadir Copeland	1	1

## 20 + Point Games (does not include 30+)

Name	2022-23	Total
Joseph Girard III	9	23
Judah Mintz	7	7
Jesse Edwards	4	6
Justin Taylor	1	1

## 30 + Point Games

Name	2022-23	Total
Joseph Girard III	1	2

## 10 + Rebound Games

Name	2022-23	Total
Jesse Edwards	13	15
Benny Williams	2	2
Maliq Brown	1	1

## Double-Double

Name	2022-23	Total
Jesse Edwards	11	11
Benny Williams	2	2
Maliq Brown	1	1
Judah Mintz	1	1
Joseph Girard III	1	1

## 10+ Assist Games

Name	2022-23	Total
Judah Mintz	1	1
Joseph Girard III	1	1
Symir Torrence	1	1

## 3+ Block Games

Name	2022-23	Total
Jesse Edwards	15	29
Mounir Hima	3	3
Benny Williams	1	1

## 3+ Steal Games

Name	2022-23	Total
Joseph Girard III	1	17
Judah Mintz	8	8
Jesse Edwards	3	7
Benny Williams	2	3
Maliq Brown	1	1
Justin Taylor	1	1

## Starts

Name	2022-23	Total	Consec.
Joseph Girard III	27	118	118
Jesse Edwards	27	51	27
Chris Bell	27	27	27
Judah Mintz	27	27	27
Maliq Brown	6	6	6
Benny Williams	20	20	
John Bol Ajak	1	1	
Symir Torrence	1	1	

## SYRACUSE-CLEMSON SERIES



## ALL-TIME SERIES

<b>Overall</b>	<b>Clemson leads, 7-6</b>
Home Total (Dome)	Syracuse leads, 5-1
Away Total (Littlejohn Coliseum)	Clemson leads, 5-1
Neutral Site	Clemson leads, 1-0
<b>Current SYR Streak</b>	<b>W2</b>
Longest SYR Winning Streak	3 (2017-2019)
Longest SYR Losing Streak	3 (2019-present)
Largest SYR Margin of Victory	13 (91-78, 1/18/2022)
	13 (57-44, 2/9/2014)
Largest SYR Margin of Defeat	17 (78-61, 2/6/2021)

## ALL-TIME RESULTS

Date	Site	W-L	SU-OPP
12/2/1960	Memorial Athletic Center	L	67-78
<i>Tigers' Patterson scores 23 at Kent State Tournament.</i>			
3/21/2007	Littlejohn Coliseum (NIT)	L	70-74
<i>Devendorf's 23 not enough in NIT Quarterfinal defeat.</i>			
2/9/2014	Carrier Dome	W	57-44
<i>Top-ranked 'Cuse win streak reaches 23 after Fair scores 19.</i>			
1/17/2015	Littlejohn Coliseum	L	53-66
<i>Blossomgame tallies 15 points, 12 boards in Tiger triumph.</i>			
1/5/2016	Carrier Dome	L	73-74 OT
<i>A 3-pointer from Clemson's DeVoe put the game into OT.</i>			
2/7/2017	Littlejohn Coliseum	W	82-81
<i>Battle sinks a last-second 3-pointer for the win.</i>			
3/3/2018	Carrier Dome	W	55-52
<i>Battle and Brissett each contribute 17 points.</i>			
1/9/2019	Carrier Dome	W	61-53
<i>Hughes leads four double-digit scorers with 14.</i>			
3/9/2019	Littlejohn Coliseum	L	55-67
<i>Reed notches 24 points, 10 boards in Clemson's win.</i>			
1/28/2020	Littlejohn Coliseum	L	70-71
<i>Trapp's layup with two seconds left seals win for Tigers.</i>			
2/6/2021	Littlejohn Coliseum	L	61-78
<i>Simms records double-double (18 pts., 11 reb.).</i>			
3/3/2021	Carrier Dome	W	64-61
<i>Alan Griffin posts 22 points and 10 rebounds.</i>			
1/18/2022	Carrier Dome	W	91-78
<i>Buddy Boeheim has 25, Joseph Girard 23 in triumph.</i>			

## TEAM HIGHS

<b>Points:</b> 91 (at SU, 1/18/2022)
<b>Rebounds:</b> 39 (at SU, 1/18/2022)
<b>Assists:</b> 18 (at SU, 1/5/2016) OT
<b>Steals:</b> 13 (at CU, 2/6/2021)
<b>Blocks:</b> 7 (at SU, 1/9/19); (at SU, 3/3/2018)
<b>Fewest Turnovers:</b> 5 (at SU, 2/9/2014)
<b>Field Goals Made:</b> 31 (at SU, 1/18/2022)
<b>Field Goal Attempts:</b> 62 (at SU, 1/5/2016)
<b>Best FG Percentage:</b> .534, 31-58 (at SU, 1/18/2022)
<b>Free Throws Made:</b> 20 (at CU, 2/6/2021); (at SU, 1/18/2022)
<b>Free Throw Attempts:</b> 28 (at CU, 3/21/2007)
<b>Best FT Percentage:</b> .933, 14-15 (at CU, 1/28/20)
<b>3-Point FGs Made:</b> 13 (at SU, 1/5/2016) OT
<b>3-Point FGs Attempted:</b> 34 (at SU, 1/5/2016)
<b>Best 3-Point FG Percentage (min. 5 made):</b> .409, 9-22 (at SU, 1/18/2022)

## INDIVIDUAL HIGHS

<b>Points:</b> 25, Buddy Boeheim (at SU, 1/18/2022)
<b>Rebounds:</b> 13, Tyler Roberson (at CU, 1/17/2015)
<b>Assists:</b> 8, John Gillon (at CU, 2/7/2017)
<b>Steals:</b> 6, Kadary Richmond (at CU, 2/6/2021)
<b>Blocks:</b> 4, Jesse Edwards (at SU, 1/18/2022); Alan Griffin (at SU, 3/3/2021); Paschal Chukwu (at SU, 3/3/2018)
<b>Turnovers:</b> 7, Demetris Nichols (at CU, 3/21/2007)
<b>Field Goals Made:</b> 10, Rakeem Christmas (at CU, 1/17/15)
<b>Field Goal Attempts:</b> 21, Buddy Boeheim (at CU, 1/28/20)
<b>Best FG Percentage (min. 7 made):</b> .769, 10-13, Rakeem Christmas (at CU, 1/17/15)
<b>Free Throws Made:</b> 8, Elijah Hughes (at CU, 1/28/20); Oshae Brissett (at SU, 3/3/2018)
<b>Free Throw Attempts:</b> 10, Jesse Edwards (at SU, 1/18/22)
<b>Best FT Percentage:</b> 1.000, 7-7, Alan Griffin (at CU, 2/6/2021); John Gillon (at CU, 2/7/2017)
<b>3-Point FGs Made:</b> 6, Alan Griffin (at SU, 3/3/2021); Malachi Richardson (at SU, 1/5/2016) OT
<b>3-Point FGs Attempted:</b> 13, Michael Gbinije (at SU, 1/5/2016) OT
<b>Best 3-Point FG Percentage (min. 3 made):</b> .800, 4-5, Joseph Girard (at SU, 1/18/2022)

## SU DOUBLE-DOUBLES

2013-present*	
Player	D-D
1. Oshae Brissett (2018-19)	13
2. Rakeem Christmas (2014-15)	12
<b>3. Jesse Edwards (2022-23)</b>	<b>11</b>
4. Tyler Lydon (2016-17)	9
5. Quincy Guerrier (2020-21)	8
6. Oshae Brissett (2018-19)	7
Jerami Grant (2013-14)	7
Tyler Roberson (2015-16)	7
Tyler Roberson (2014-15)	7
10. Cole Swider (2021-22)	6

\* last 10 seasons

school record: 29, Derrick Coleman (1988-89), Rudy Hackett (1974-75)



Jesse Edwards

February Best  
Jesse Edwards

**4 games**  
**17.0 ppg.**  
**10.0 rpg.**  
**1.5 apg.**  
**3.0 bpg.**  
**1.8 spg.**  
**38.2 mpg.**

## February Notes

- ✓ **Feb. 18:** Duke used a 21-2, first-half run, to build an insurmountable advantage and went on to defeat Syracuse, 77-55. The game featured the largest crowd of the year -- 31,063.
- ✓ **Joseph Girard III** had 21 points and **Judah Mintz** 18 to pace the Orange.
- ✓ **Feb. 14:** **Judah Mintz** scored 16 of his 20 points in the second half, including two free throws with 24 seconds left, to lead the Orange past #23/22 NC State, 75-72.
- ✓ **Jesse Edwards** posted 18 points and 16 rebounds and **Joseph Girard III** contributed 14 points.
- ✓ **Feb. 13:** **Judah Mintz** was named ACC Co-Rookie of the Week. Mintz scored 16 points against Florida State in his one outing during the week.
- ✓ **Feb. 8:** **Joseph Girard III** evenly split 26 points between two halves and the Orange rallied from a six-point, halftime deficit to win at Florida State, 76-67.
- ✓ **Jesse Edwards** contributed 18 points and 12 rebounds and **Judah Mintz** had 14 of his 16 points after the intermission to lead Syracuse.
- ✓ **Feb. 4:** **Jesse Edwards** had a career-high 27 points and added seven rebounds and four block shots to a 77-68 victory at Boston College. It was Syracuse's 10th-straight win against the Eagles.
- ✓ The Orange trailed by three, 59-56, with 8:33 remaining., but scored 14 of the next 16 points to gain control of the contest. **Joseph Girard III** had 18 points and **Judah Mintz** contributed 15 points, five assists and four steals.

2022-23 'CUSE FT AT CRUNCH TIME

includes Duke game									
No.	Player	5:00-2:00	1:59-1:00	:59-0:00	Total	Pct.	OT	2022-23	Pct.
3	Mintz	6-11	8-9	13-14	27-34	.794		114-152	.750
14	Edwards	11-14	3-3		14-17	.824	2-2	84-115	.730
11	Girard III	2-2	3-6	10-10	15-18	.833	3-6	70-82	.854
13	Williams	2-2			2-2	1.000		21-31	.677
1	Brown	1-2	0-2		1-4	.250		13-24	.542
5	Taylor	2-2		4-6	6-8	.750		16-21	.762
0	Bell	4-4	1-1		5-5	1.000		14-17	.824
10	Torrence	2-2	2-2		4-4	1.000		10-12	.833
24	Copeland	3-3	2-2		5-5	1.000		6-7	.857
2	Ajak	1-2	0-1		1-3	.333		4-7	.571
55	Hima	0-1			0-1	.000		3-5	.600
12	Clayton							0-2	.000
<b>Totals</b>		<b>34-45</b>	<b>19-26</b>	<b>25-28</b>	<b>80-101</b>	<b>.792</b>	<b>5-8</b>	<b>355-475</b>	<b>.747</b>



**January Best**  
**Joseph Girard III**  
**9 games**  
**17.7 ppg.**  
**2.9 rpg.**  
**3.9 apg.**  
**0.0 bpg.**  
**1.1 spg.**  
**35.5 mpg.**

Joseph Girard III

January Notes

- ✓ **Jan. 30:** Syracuse battled #6/4 Virginia down to the wire before the Cavaliers pulled out a 67-62 triumph. Virginia broke open a 57-57 tie by scoring 10 of the last 15 points.
- ✓ **Judah Mintz** had a game-high 20 points and **Jesse Edwards** contributed 14 points and seven rebounds.
- ✓ **Jan. 28:** Virginia Tech hit 11 of its 13 3-pointers in the first half and went on to defeat Syracuse, 85-70.
- ✓ **Judah Mintz** led the Orange with 21 points, **Justin Taylor** had 12 and **Malik Brown** contributed 11 points and six rebounds in his first career start.
- ✓ **Jan. 24:** North Carolina scored the last six points of the game to secure a 72-68 victory against Syracuse.
- ✓ **Joseph Girard III** had 18 points, **Judah Mintz** 17 and **Chris Bell** 15 for the Orange.
- ✓ **Jan. 21:** Syracuse used a 17-0, first-half run to build an unsurmountable margin and the result was an 80-63 win at Georgia Tech.
- ✓ **Joseph Girard III** had a game-high 28 points and seven assists. **Malik Brown** added a season-best 18 points.
- ✓ **Jan. 17:** The Orange battled #17/16 Miami to the wire before losing, 82-78. SU led by 11 in the second half but could not hold on.
- ✓ **Jesse Edwards** had a career-high 25 points and added 11 rebounds. **Joseph Girard III** contributed 21 points.

- ✓ **Jan. 14:** Syracuse rallied from a 12-point, second-half deficit to defeat Notre Dame, 78-73. **Judah Mintz** scored seven of his 14 points in the last seven minutes.
- ✓ **Chris Bell** had a career-best 17 points and **Jesse Edwards** totaled 13 points and 15 rebounds. **Maliq Brown** added a season-high 15 points and seven rebounds.
- ✓ **Jan. 11:** **Joseph Girard III** (24 points) led five players in double digits and the Orange defeated Virginia Tech, 82-72.
- ✓ **Malik Brown** posted his first collegiate double-double (11 points, career-high 12 rebounds) and **Jesse Edwards** totaled 13 points, nine rebounds and six assists.
- ✓ **Jan. 7:** #11 Virginia constructed a 23-point advantage and held off a late Syracuse rally to defeat the Orange, 73-66.
- ✓ **Joseph Girard III** tallied 14 of his 19 points in the second half, **Judah Mintz** had 18 points and **Malik Brown** contributed 10 points and eight rebounds. **Jesse Edwards** grabbed a game-high 10 rebounds.
- ✓ **Jan. 3:** **Joseph Girard III** scored 28 points, including two free throws with 17 seconds left, to help Syracuse win at Louisville, 70-69. Girard added a season-high seven rebounds, four assists and two steals in 40 minutes of work.
- ✓ **Jesse Edwards** produced his seventh double-double (12 points-11 rebounds) of the season and **Judah Mintz** had 16 points.
- ✓ **Jan. 1:** **Judah Mintz** was named the ACC Rookie of the Week for the third time. Mintz was recognized after contributing 18 points and seven assists in Syracuse's victory against Boston College.

2022-23 BY CLASS

includes Duke game		
<b>Scoring</b>		
<b>Class</b>	<b>PPG</b>	<b>Pct.</b>
Senior	33.6	.455
Junior	0.5	.007
Sophomore	6.7	.090
Freshman	33.1	.448
<b>Rebounding</b>		
<b>Class</b>	<b>RPG</b>	<b>Pct.</b>
Senior	14.5	.458
Junior	0.9	.029
Sophomore	5.1	.160
Freshman	11.1	.352
<b>Assists</b>		
<b>Class</b>	<b>APG</b>	<b>Pct.</b>
Senior	6.2	.426
Junior	0.7	.048
Sophomore	0.9	.061
Freshmen	6.7	.464
<b>Blocks</b>		
<b>Class</b>	<b>BPG</b>	<b>Pct.</b>
Senior	2.9	.538
Junior	0.1	.014
Sophomore	1.3	.238
Freshmen	1.1	.210
<b>Steals</b>		
<b>Class</b>	<b>SPG</b>	<b>Pct.</b>
Senior	2.7	.351
Junior	0.1	.020
Sophomore	0.9	.122
Freshmen	3.9	.507
<b>Field Goal Percentage</b>		
<b>Class</b>		<b>Pct.</b>
Senior.....		.481
Junior.....		.455
Sophomore.....		.417
Freshman.....		.461
<b>3PT Field Goal Percentage</b>		
<b>Class</b>		<b>Pct.</b>
Senior.....		.394
Junior.....		.000
Sophomore.....		.313
Freshman.....		.327
<b>Free Throw Percentage</b>		
<b>Class</b>		<b>Pct.</b>
Senior.....		.785
Junior.....		.571
Sophomore.....		.632
Freshman.....		.738

SU DUNK BOARD

Includes Duke Game			
Player	Games	Dunks	Career
Jesse Edwards	27	38	83
Judah Mintz	27	13	13
Maliq Brown	24	25	25
Benny Williams	25	7	12
Mounir Hima	24	5	5
Chris Bell	27	3	3
Symir Torrence	26	1	1
<b>Total</b>	<b>27</b>	<b>92</b>	



**December Best  
Jesse Edwards**  
7 games  
14.4 ppg.  
10.4 rpg.  
1.3 apg.  
3.1 bpg.  
1.1 spg.  
31.2 mpg.

Jesse Edwards

**December Notes**

- ✓ **Dec. 31:** Joseph Girard III had a game-high 24 points and Syracuse defeated Boston College for the ninth straight time, 79-65.
- ✓ **Benny Williams** had his second career double-double (16 points-11 rebounds) and **Judah Mintz** contributed 18 points and six assists against the Eagles.
- ✓ **Dec. 20:** Syracuse rallied from a 20-point, second-half deficit to pull within one but could not convert the game winner in an 84-82 loss to Pittsburgh.
- ✓ **Judah Mintz** tied his career-best with 24 points and had five boards and five steals.
- ✓ **Dec. 19:** Judah Mintz was named the ACC Rookie of the Week. Mintz averaged 19.0 points, 4.5 assists and 3.5 steals in wins against Monmouth and Cornell.
- ✓ **Dec. 17:** The Orange broke open a 45-43 contest with 12 unanswered points and went on to defeat Cornell, 78-63.
- ✓ **Joseph Girard III** had 19 points and **Jesse Edwards** contributed his sixth double-double (11 points-12 rebounds) of the campaign.
- ✓ **Dec. 12:** Syracuse had five players score in double digits and the Orange defeated Monmouth, 86-71. **Judah Mintz** led the way with a career-high 24 points.
- ✓ **Jesse Edwards** contributed 12 points and 10 rebounds for his fifth double-double. Joseph Girard III (16 points), Benny Williams (13) and Maliq Brown (11) rounded out the double-digit point-getters.
































- ✓ **Dec. 12:** Judah Mintz was named the ACC Rookie of the Week for the first time. He averaged 13.0 points, 7.5 assists and 3.0 steals per game in Syracuse victories against Oakland and Georgetown.
- ✓ **Dec. 10:** **Jesse Edwards** (20 points-11 rebounds) and **Judah Mintz** (16 points-10 assists) posted double-doubles and the Orange defeated Georgetown, 83-64.
- ✓ It was the 98th Syracuse vs. Hoya contest.
- ✓ **Dec. 6:** **Jesse Edwards** (18) and **Joseph Girard III** (18) led five players in double digits and SU defeated Oakland, 95-66.
- ✓ Syracuse led by as many as 42 in the game and benefitted from 58 points in the paint.
- ✓ **Dec. 3:** **Jesse Edwards** tied his career-best effort with 22 points and added 14 rebounds in a 62-61 victory at Notre Dame.
- ✓ **Joseph Girard III** added 20 points versus the Irish.

**ORANGE OVERSEAS**

	Player	at SU	Team	Notes
	Jimmy Boeheim	2021-22	Nymburk (Czech Republic)	5 games, 7.2 ppg., 3.6 rps.
	Paschal Chukwu	2016-19	Les Sables (France)	21 games, 5.9 ppg., 6.2 rpg.
	Marek Dolezaj	2017-21	WWU-Baskets-Muenster (Germany)	signed 2/14/23
	Tyler Ennis	2013-14	Tofas Bursa (Turkey)	14 games, 15.3 ppg., 5.1 apg.
	Malachi Richardson	2015-16	GTK Gliwice (Poland)	7 games, 10.7 ppg., 4.9 rpg.
	Tyler Roberson	2013-17	Szedeak (Hungary)	16 games, 15.4 ppg., 9.4 rpg.
	Bourama Sidibe	2017-22	Zunder Palencia (Spain)	injured
	Brandon Triche	2009-13	Shabab Al Ahli (UAE)	4 games, 13.8 ppg., 5.3 rpg.
	Andrew White	2016-17	Brisbane (Australia)	15 games, 7.7 ppg., 3.1 rpg.

Includes games of Feb. 20			
Team	Stat	NCAA	ACC
W-L %	.593	125th	8th
Scoring	73.9	123rd	8th
Scoring Defense	70.6	203rd	7th
Scoring Margin	+3.3	159th	10th
Rebounds	35.0	176th	6th
Off. Rebounds	10.1	186th	7th
Def. Rebounds	24.9	180th	8th
Rebound Margin	-1.1	255th	12th
Assists	14.5	86th	5th
Assist:TO Ratio	1.24	67th	7th
Turnovers	11.7	79th	9th
Turnovers Forced	13.4	128th	2nd
Turnover Margin	+1.7	80th	3rd
Steals	7.6	71st	3rd
Blocks	5.3	11th	1st
FG %	.465	74th	5th
FG % Defense	.420	85th	5th
3FG	6.1	294th	14th
3FG %	.357	97th	6th
3FG % Defense	.339	185th	8th
FT %	.747	61st	7th
<b>Individual Points</b>			
Joseph Girard III	460	109th	6th
<b>Points Per Game</b>			
Joseph Girard III	17.0	105th	6th
<b>Field Goal Percentage</b>			
Jesse Edwards	.585	32nd	2nd
<b>3-pt Field Goal Made</b>			
Joseph Girard III	78	33rd	4th
<b>3-pt Field Goal Average</b>			
Joseph Girard III	2.89	30th	3rd
<b>3-pt Field Goal Percentage</b>			
Joseph Girard III	38.8	65th	5th
<b>Rebounds</b>			
Jesse Edwards	275	12th	2nd
<b>Rebounds Per Game</b>			
Jesse Edwards	10.2	11th	2nd
<b>Defensive Rebounds Per Game</b>			
Jesse Edwards	7.2	14th	2nd
<b>Offensive Rebounds Per Game</b>			
Jesse Edwards	3.0	43rd	3rd
<b>Assists</b>			
Judah Mintz	122	83rd	7th
<b>Assists Per Game</b>			
Judah Mintz	4.5	83rd	7th
<b>Blocks</b>			
Jesse Edwards	76	5th	1st
Mounir Hima	26	210th	10th
<b>Blocked Shots Per Game</b>			
Jesse Edwards	2.8	7th	1st
Mounir Hima	1.1	178th	9th
<b>Steals</b>			
Judah Mintz	54	40th	1st
<b>Steals Average</b>			
Judah Mintz	2.0	40th	1st
<b>Double Doubles</b>			
Jesse Edwards	11	19th	3rd

2022-23 OPPONENTS

Date	Opponent	includes games of Feb. 20			Post	TV
		W-L	Rank	Series		
11/7	LEHIGH	15-12		5-0	 ACCN	
11/15	COLGATE	21-8		127-47	 RSN	
11/19	NORTHEASTERN	10-17		9-0	 ACCN	
11/21	vs. RICHMOND	13-14		4-1	 ESPN 2	
11/22	vs. ST. JOHN'S	16-12		51-41	 ESPN 2	
11/26	BRYANT	16-10		1-1	 ACCN	
11/29	at Illinois	18-9	rv/--	1-3	 ESPN	
12/3	at Notre Dame				 ESPN 2	
12/6	OAKLAND	12-17		4-0	 ACCN	
12/10	GEORGETOWN	7-21		53-45	 abc	
12/12	MONMOUTH	6-23		2-0	 ACCN	
12/17	CORNELL	16-9		96-31	 ACCN	
12/20	PITTSBURGH				 RSN	
12/31	BOSTON COLLEGE				 ACCN	
1/3	at Louisville	4-24		12-19	 ESPN	
1/7	at Virginia				 ACCN	
1/11	VIRGINIA TECH				 RSN	
1/14	NOTRE DAME	10-17		33-23	 ACCN	
1/16	at Miami	22-5	13/11	20-12	 ACCN	
1/21	at Georgia Tech				 RSN	
1/24	NORTH CAROLINA	16-11		6-16	 ESPN	
1/28	at Virginia Tech	16-11		12-7	 ACCN	
1/30	VIRGINIA	21-4	6/6	6-13	 ESPN	
2/4	at Boston College	13-15		57-26	 ACCN	
2/8	at Florida State	8-20		10-6	 ACCN	
2/14	NC STATE	21-7	--/24	12-6	 ACCN	
2/18	DUKE	20-8	rv/rv	6-15	 ESPN	
2/22	at Clemson	19-8		6-7	 ACCN	
2/25	at Pittsburgh	19-8	rv/rv	74-49	 ACCN	
2/28	GEORGIA TECH	11-16		9-7	 ACCN	
3/4	WAKE FOREST	17-10		10-2	 RSN	
<b>TOTAL</b>		<b>367-316, .537</b>				

SU OPPONENT RECORDS

Season	Won-Lost	Pct.
2022-23	367-316	.537
2021-22	471-361	.566
2020-21	301-221	.577
2019-20	439-350	.556
2018-19	576-381	.602
2017-18	624-384	.619
2016-17	565-417	.575
2015-16	594-413	.590
2014-15	527-337	.583
2013-14	547-430	.560
2012-13	613-415	.596



Suits And Sneakers Week

The American Cancer Society's Coaches vs. Cancer "Suits And Sneakers Week" is scheduled for January 23-29. The nationwide, annual event helps bring attention to the ongoing fight against cancer.

Basketball coaches and players at the collegiate and scholastic level joined in supporting the initiative.

The Syracuse coaching staff is participating again this season. Coach Jim Boeheim and his staff will wear specially designed Suits and Sneakers apparel at the North Carolina game on January 24 and at Virginia Tech on January 28.

Additional information is available at [coachesvscancer.org](http://coachesvscancer.org).



**November Best  
Jesse Edwards**  
**7 games**  
**13.7 ppg.**  
**11.4 rpg.**  
**1.1 apg.**  
**2.9 bpg.**  
**1.0 spg.**  
**29.5 mpg.**

**Jesse Edwards**

**November Regular Season Notes**

- ✓ **Nov. 29:** Syracuse had its lowest scoring output of the season and lost at Illinois, 73-44, in the ACC/Big Ten Challenge.
- ✓ **Jesse Edwards** contributed nine points and 17 rebounds. The Orange did not have a player score in double digits.
- ✓ **Nov. 26:** Bryant scored in the lane with 0.8 seconds left and emerged, 73-72.
- ✓ **Jesse Edwards** had a career-high 21 rebounds and 12 points for the Orange. **Justin Taylor** scored a collegiate-best 26 points in 26 minutes of work.
- ✓ **Nov. 21: Joseph Girard III** had a career-high 31 points to lead the Orange by Richmond, 74-71, in overtime.
- ✓ **Judah Mintz** had 16 points and **Jesse Edwards** contributed 10 points, eight rebounds and six blocked shots.
- ✓ **Nov. 19:** Syracuse remained unbeaten in nine meetings with Northeastern by defeating the Huskies, 76-48. The Orange scored the game's first nine points and never trailed.
- ✓ **Joseph Girard** (21), **Jesse Edwards** (19), and **Judah Mintz** (18) each contributed double-digit point efforts for the Orange.
- ✓ **Nov. 15:** Colgate tied the Syracuse opponent record with 19 3-pointers and the Raiders beat the Orange for the second straight year, 80-68.
- ✓ **Judah Mints** tallied a career-high 20 points and **Benny Williams** had a personal-best 17 points and eight rebounds.
- ✓ **Nov. 7:** Syracuse had four players in double digits and outscored Lehigh from the line, 24-10, in a 90-72 Orange triumph.
- ✓ **Joseph Girard** had a squad-best 19 points, **Jesse Edwards** tallied 18 points and 11 boards, and **Judah Mintz** tallied 16 points.

**LEAD/DEFICIT COMPARISON**

Opponent	Lead	Deficit	Run	Changes	Ties	Result
LEHIGH	24 (16:39-2nd)	5 (16:47-1st)	10-0 (1st)	1	5	W, 90-72
COLGATE	3 (17:11-1st)	18 (14:18-2nd)	7-0 (1st)	1	2	L, 80-68
NORTHEASTERN	31 (2:09-2nd)	--	10-0 (2nd)	0	0	W, 76-48
vs. Richmond	12 (15:05-1st)	5 (5:54-2nd)	12-0 (1st)	16	8	W, 74-71 OT
vs. St. John's	11 (11:19-1st)	7 (0:44-1OT)	9-0 (1st)	5	2	L, 69-76 OT
BRYANT	2 (0:50-2nd)	13 (4:27-1st)	8-0 (2nd)	8	5	L, 72-73
at Illinois	3 (9:30-1st)	29 (0:11-2nd)	8-0 (1st)	4	2	L, 44-73
at Notre Dame	5 (2:28-2nd)	5 (16:04-1st)	7-0 (1st)	12	12	W, 62-61
OAKLAND	42 (4:51-2nd)	2 (13:06-1st)	20-0 (1-2)	8	1	W, 95-66
GEORGETOWN	19 (0:30-2nd)	11 (14:15-1st)	12-0 (1st)	9	2	W, 83-64
MONMOUTH	16 (7:23-2nd)	6 (17:10-1st)	8-0 (2nd)	8	3	W, 86-71
CORNELL	20 (8:14-2nd)	11 (8:47-1st)	12-0 (2nd)	1	1	W, 78-63
PITTSBURGH	3 (15:27-1st)	20 (10:45-2nd)	6-0 (2nd)	4	0	L, 82-84
BOSTON COLLEGE	16 (0:21-2nd)	7 (13:15-1st)	8-0 (1st)	7	1	W, 79-65
at Louisville	6 (17:16-1st)	9 (12:33-1st)	12-0 (1st)	10	6	W, 70-69
at Virginia	--	23 (15:24-2nd)	13-0 (2nd)	0	0	L, 66-73
VIRGINIA TECH	22 (12:37-2nd)	5 (16:08-1st)	8-0 (2nd)	5	2	W, 82-72
NOTRE DAME	5 (0:20-2nd)	12 (12:54-2nd)	7-0 (2nd)	11	8	W, 78-73
at Miami	11 (14:44-2nd)	9 (16:04-1st)	9-0 (1st)	4	2	L, 78-82
at Georgia Tech	17 (1:10-2nd)	11 (12:56-1st)	17-0 (1st)	1	1	W, 80-63
NORTH CAROLINA	2 (1:23-2nd)	10 (12:43-2nd)	6-0 (2nd)	6	3	L, 68-72
at Virginia Tech	1 (15:42-1st)	22 (16:16-2nd)	5-0 (2nd)	4	2	L, 70-85
VIRGINIA	5 (12:04-2nd)	8 (16:48-1st)	12-0 (2nd)	4	7	L, 62-67
at Boston College	9 (3:06-2nd)	3 (8:33-2nd)	10-0 (2nd)	10	11	W, 77-68
at Florida State	12 (0:19-2nd)	8 (4:05-1st)	10-0 (2nd)	6	0	W, 76-67
NC STATE	7 (13:15-2nd)	9 (9:27-1st)	8-0 (1st)	4	10	W, 75-72
DUKE	4 (13:07-1st)	24 (1:34-2nd)	9-0 (2nd)	4	2	L, 55-77
at Clemson						
at Pittsburgh						
GEORGIA TECH						
WAKE FOREST						

**2022 ACC/Big Ten Challenge  
ACC 8 - Big Ten 6**

Virginia Tech 67, Minnesota 57  
 Pitt 87, Northwestern 58  
 #22/22 Maryland 79, Louisville 54  
 Clemson 101, Penn State 94 2 OT  
 16/17 Illinois 73, Syracuse 44  
 Iowa 81, Georgia Tech 65  
 Wake Forest 78, Wisconsin 75  
 #3/3 Virginia 70, Michigan 68  
 #17/16 Duke 81, #25/25 Ohio State 72  
 Miami 68, Rutgers 61  
 Purdue 79, Florida State 70  
 Notre Dame 70, #20/20 Michigan State 52  
 Nebraska 88, Boston College 67  
 #10/8 Indiana, 77, #18/15 North Carolina 65





Jesse Edwards

**Exhibition Best  
Jesse Edwards**

- 2 games
- 14.5 ppg.
- 7.0 rpg.
- 0.0 apg.
- 2.0 bpg.
- 0.5 spg.
- 23.0 mpg.

**Exhibition Orange Notes**

- ✓ **Nov. 1: Joseph Girard** had a game-high 15 points and **Jesse Edwards** added 13 points and seven rebounds to lead Syracuse past Southern New Hampshire, 72-58.
- ✓ **Girard** was nine-of-nine and Syracuse 18-of-21 (.857) from the free-throw line.
- ✓ **Oct. 25: Benny Williams** tallied 15 points and 12 rebounds and the Orange defeated Indiana (Pa.), 86-98.
- ✓ Syracuse had three others in double-digit points -- **Joseph Girard** (17), **Jesse Edwards** (16) and **Judah Mintz** (14).



FEBRUARY 21 - 28, 2023

**SU Staff Part Of Autism Speaks  
Coaches Powering Forward Week**

The Syracuse men's basketball staff will once again participate in the Autism Speaks Coaches Powering Forward Week. This year's event is scheduled for Feb. 21-28. Staff members will wear the Autism Speaks puzzle piece pin during games that week.

The Autism Speaks Coaches Powering Forward Week is an annual effort to bring the NCAA community together in support of the Autism Speaks mission. The program began nine years ago.

**SPECIALTY STATISTICS**

	PP	PTO	SCP	FBP	BP
Opponent	SU-OPP	SU-OPP	SU-OPP	SU-OPP	SU-OPP
LEHIGH	42-30	15-19	9-11	18-14	30-24
COLGATE	26-14	16-16	17-15	5-4	7-24
NORTHEASTERN	44-20	18-10	4-8	13-0	11-28
vs. Richmond	40-26	27-8	13-9	13-10	2-17
vs. St. John's	32-34	12-7	8-15	6-2	4-4
BRYANT	24-34	11-17	20-8	10-15	34-11
at Illinois	18-26	5-18	8-4	5-5	10-10
at Notre Dame	34-18	13-6	8-17	4-0	7-16
OAKLAND	58-38	15-10	14-11	14-14	33-2
GEORGETOWN	46-22	24-9	15-20	14-6	11-2
MONMOUTH	36-36	18-7	16-8	12-10	15-10
CORNELL	38-22	19-10	8-19	8-11	9-19
PITTSBURGH	40-28	26-10	15-4	27-17	27-9
BOSTON COLLEGE	34-36	21-12	8-13	6-11	9-18
at Louisville	24-26	25-17	7-19	8-9	3-12
at Virginia	20-18	17-23	5-6	4-19	17-18
VIRGINIA TECH	36-46	9-15	13-8	11-12	26-12
NOTRE DAME	36-20	7-5	16-8	4-5	22-23
at Miami	30-34	11-10	14-15	8-18	14-24
at Georgia Tech	44-24	24-7	5-7	14-13	22-9
NORTH CAROLINA	38-34	14-20	4-2	10-7	6-5
at Virginia Tech	26-34	14-24	3-9	4-6	22-12
VIRGINIA	36-20	11-20	12-10	7-13	7-12
at Boston College	28-30	18-7	11-9	2-4	13-13
at Florida State	40-34	19-16	19-12	9-6	2-19
NC STATE	34-30	8-12	11-16	21-13	2-19
DUKE	22-34	15-6	7-11	12-12	5-24
at Clemson					
at Pittsburgh					
GEORGIA TECH					
WAKE FOREST					
	926-768	432-341	290-292	279-256	370-396
<b>2022-23 Avg.</b>	<b>34.3-28.4</b>	<b>16.0-12.6</b>	<b>10.7-10.8</b>	<b>10.3-9.5</b>	<b>13.7-14.7</b>
2021-22 Avg.	29.9-28.8	12.9-13.9	11.3-12.1	11.9-9.8	9.0-19.3
2020-21 Avg.	28.9-28.4	14.8-11.3	10.3-10.4	14.0-11.6	12.0-17.9
2019-20 Avg.	29.3-24.1	15.0-12.9	10.3-11.6	12.3-9.5	11.6-17.3
2018-19 Avg.	27.6-21.2	19.2-19.9	10.0-8.8	7.8-5.1	11.2-15.5
2017-18 Avg.	26.0-23.6	12.7-12.2	11.1-10.6	4.8-6.6	6.9-14.9
2016-17 Avg.	26.2-27.2	15.6-13.5	11.7-12.1	8.0-7.6	14.7-16.7
2015-16 Avg.	26.3-28.8	14.7-12.5	11.5-11.7	7.0-6.3	12.8-19.2
2014-15 Avg.	33.1-26.1	15.5-11.3	12.5-10.9	8.9-6.7	10.2-14.6
2013-14 Avg.	29.9-22.0	16.2-8.7	13.1-9.8	7.3-5.1	11.8-13.4
2012-13 Avg.	32.7-22.3	16.2-12.5	12.8-10.4	10.1-6.7	18.3-15.2
2011-12 Avg.	34.1-23.9	19.9-10.0	12.8-11.7	13.2-6.5	31.6-14.3
2010-11 Avg.	34.3-23.8	17.6-12.3	11.9-9.5	13.0-6.4	19.0-15.2
2009-10 Avg.	40.1-27.7	18.4-15.4	13.1-12.3	14.3-6.6	24.4-15.7
2008-09 Avg.	40.4-30.2	16.0-15.9	11.7-13.2	16.3-10.2	17.9-15.7
2007-08 Avg.	38.6-28.1	17.4-16.6	13.6-12.5	14.0-8.6	9.0-18.5
2006-07 Avg.	30.1-25.1	17.2-15.1	12.2-13.4	12.3-8.4	22.9-17.0
2005-06 Avg.	30.1-24.5	16.8-16.9	13.3-11.1	11.6-8.2	13.5-14.7
2004-05 Avg.	39.9-23.5	17.9-13.6	13.9-13.0	9.5-5.3	16.0-13.9

PP=points in the paint      PTO=points off turnovers      SCP=second chance points  
 FBP=fast break points      BP=bench points



JMA WIRELESS DOME



2022-23 ATTENDANCE AVG.

Rank	School	G	Attendance	Avg.
1.	Kentucky	16	317,030	19,814
2.	North Carolina	13	254,844	19,603
3.	Arkansas	15	285,475	19,200
4.	<b>SYRACUSE</b>	<b>16</b>	<b>300,716</b>	<b>18,795</b>
5.	Tennessee	14	261,899	18,707
6.	Creighton	13	222,404	17,108
7.	Kansas	14	228,200	16,300
8.	Indiana	15	239,277	15,952
9.	Illinois	15	225,451	15,030
10.	Purdue	14	208,264	14,876

2022-23 ON-CAMPUS CROWD

Date	Game	Arena	Att.
Feb. 18	Duke at SYRACUSE	JMA Dome	31,063
Feb. 11	Clemson at UNC	Smith Center	21,750
Jan. 21	NC State at UNC	Smith Center	21,750
Jan. 7	Notre Dame at UNC	Smith Center	21,750
Feb. 15	Alabama at Tennessee	Thompson-Boling Arena	21,678
Feb. 11	Missouri at Tennessee	Thompson-Boling Arena	21,678
Feb. 4	Auburn at Tennessee	Thompson-Boling Arena	21,678
Jan. 28	Texas at Tennessee	Thompson-Boling Arena	21,678
Jan. 14	Kentucky at Tennessee	Thompson-Boling Arena	21,678
Dec. 31	Louisville at Kentucky	Rupp Arena	20,934

Boeheim, Pearl First Two Men's Basketball Stars on Ring Of Honor

**Jim Boeheim** and **Dwayne "Pearl" Washington** -- two of the most prominent names in Syracuse history -- were formally recognized as members of the Syracuse University Athletics Ring of Honor in the JMA Wireless Dome on Dec. 10. The ceremony was held at halftime of the Georgetown game..

Boeheim has been associated with the Syracuse program since enrolling at the school in 1962. He began as a walk-on player and by his senior season he was a captain on an NCAA Tournament team.

Boeheim's coaching career started at his alma mater, as a graduate assistant coach for Roy Danforth in 1969. Boeheim was promoted to an assistant coach and in 1976 was hired to be the head coach.

Boeheim is in his 47th season at the Orange helm. He is the winningest active coach in Division I. Boeheim also ranks second in NCAA Tournament appearances (35 seasons) and 20-win seasons (34) and is fourth in NCAA Tournament victories (57).

He has guided the Orange into the NCAA Final Four five times and led Syracuse to the 2003 NCAA Championship.

In 2005, Boeheim was inducted into the Naismith Memorial Basketball Hall of Fame and received the John R. Wooden "Legends of Coaching" Award the following April.

**2003 NCAA CHAMPIONS**

A standout point guard on Coach Jim Boeheim's teams of the mid-1980s, Washington established a lasting legacy during a career in which he tallied 1,490 career points, a total that ranks 27th on the school's list. He led the Orange in assists and steals in all three of his years and ranks fourth in career assists and fifth in career steals.

He helped the Orange earn NCAA Tournament berths each year. Washington received All-America recognition in all three seasons. He was a consensus All-America following his third year, which included second team United Press International and third team Association Press laurels. He was named first team All-BIG EAST Conference three times and was the 1984 BIG EAST Freshman of the Year. He earned 1986 BIG EAST Tournament Most Valuable Player.

After foregoing his final collegiate year of eligibility to enter the NBA Draft, Washington was the 13th overall selection by the New Jersey Nets. Following two campaigns with the Nets, he was selected by Miami in the 1988 Expansion Draft and spent one season with the Heat.

On March 2, 1996, Washington's jersey was retired in a ceremony at the Dome. He was the third Syracuse player to receive the honor, following Dave Bing and Vic Hanson. Washington passed away in April 2016.

DOME-INATING

Syracuse In The Dome

Season	W-L	Pct.	Unbeaten Start
2022-23	10-6	.625	1-0
2021-22	11-5	.688	2-0
2020-21	13-1	.929	5-0
2019-20	11-7	.611	0-1
2018-19	13-6	.684	6-0
2017-18	14-5	.737	8-0
2016-17	17-4	.810	6-0
2015-16	13-4	.765	3-0
2014-15	13-5	.722	4-0
2013-14	16-2	.889	16-0
2012-13	17-2	.895	16-0
2011-12	19-0	1.000	19-0
2010-11	16-3	.842	13-0
2009-10	17-2	.895	9-0
2008-09	16-3	.842	7-0
2007-08	16-6	.727	3-0
2006-07	18-4	.818	6-0
2005-06	14-5	.909	2-0
2004-05	16-2	.889	14-0
2003-04	14-3	.824	0-1
2002-03	17-0	1.000	17-0
2001-02	15-4	.789	6-0
2000-01	15-2	.882	6-0
1999-00	17-1	.944	13-0
1998-99	9-7	.563	3-0
1997-98	12-4	.750	8-0
1996-97	9-7	.563	1-0
1995-96	15-1	.938	10-0
1994-95	14-2	.875	12-0
1993-94	16-1	.941	4-0
1992-93	12-4	.750	7-0
1991-92	14-3	.824	13-0
1990-91	16-1	.941	8-0
1989-90	13-3	.813	7-0
1988-89	18-1	.947	10-0
1987-88	13-3	.813	8-0
1986-87	17-2	.895	11-0
1985-86	17-2	.895	14-0
1984-85	13-2	.867	6-0
1983-84	14-3	.824	4-0
1982-83	14-2	.875	8-0
1981-82	11-6	.647	2-0
1980-81	17-3	.850	2-0
<b>Overall</b>	<b>622-139</b>	<b>.817</b>	

Syracuse Ring Of Honor

**Jim Boeheim - MBB**

**Jim Brown - FB, LAX, TR**

**Ernie Davis - FB**


**Floyd Little - FB**

**Roy Simmons Jr. - LAX**

**Pearl Washington - MBB**



Gerry McNamara



Hakim Warrick

**McNamara, Warrick To Have Jerseys Retired**

Gerry McNamara and Hakim Warrick, two of the key players on Syracuse's 2003 NCAA Championship squad, are scheduled to have their jerseys retired at the JMA Wireless Dome on Saturday, March 4, 2023. A ceremony will be conducted at the Syracuse vs. Wake Forest game that closes out the Orange basketball regular season.

McNamara and Warrick currently sit next to each other on the Syracuse career points list, at fourth (2,099) and fifth (2,073). They represent two of the six Syracuse players who accumulated 2,000 points in their collegiate careers.

Warrick arrive at Syracuse one year before McNamara, in 2001. By the time his four seasons were up, Warrick had taken over the fourth spot in career rebounds (1,025) with the Orange. Some of his Warrick's other career highlights included:

- ✓ 2003-04 All-American
- ✓ 2003-04, 2004-05 First Team All-BIG EAST Conference
- ✓ 2004-05 BIG EAST Conference Player of the Year
- ✓ 2004-05 BIG EAST Conference Tournament Champion
- ✓ 2004-05 BIG EAST Conference Dave Gavitt Award (tournament MVP)
- ✓ 2004-05 consensus All-American

McNamara joined the program in Warrick's sophomore season, 2002-03. He was an immediate starter on the team that won the 2003 NCAA Championship. McNamara played on four NCAA Tournament clubs at Syracuse. He is the all-time leader in season (107) and career (400) 3-point field goals, and career minutes played (4,799).

**Syracuse Retired MBB Jerseys**

- Carmelo Anthony - 15
- Dave Bing - 22
- Roosevelt Bouie - 50
- Derrick Coleman - 44
- Sherman Douglas - 20
- Dennis DuVal - 22
- Billy Gabor - 17
- Vic Hanson - 8
- Lawrence Moten - 23
- Louis Orr - 55
- Billy Owens - 30
- Rony Seikaly - 4
- Wilmeth Sidat-Singh - 19
- John Wallace - 44
- Pearl Washington - 31

Among his other accomplishments were:

- ✓ Started all 135 games he played in
- ✓ School-record for season (.909) and career (.888) free-throw percentage.
- ✓ Led the Orange in assists for four straight years.
- ✓ Ranks second in career steals, third in career assists at Syracuse.
- ✓ 2004-05, 2005-06 First Team All-BIG EAST Conference
- ✓ 2005-06 BIG EAST Conference Tournament Champion
- ✓ 2005-06 BIG EAST Conference Dave Gavitt Award (tournament MVP)
- ✓ 2005-06 All-American

Warrick was selected 19th overall in the 2005 NBA Draft by Memphis. He spent four years with The Grizzlies before NBA stops with Milwaukee, Chicago, Phoenix, New Orleans and Charlotte.

McNamara played professionally in what is now the NBA G-League and overseas. He went to training camp with the Utah Jazz in 2008 but was the final player released. He opted to pursue a coaching career and was reunited with the Syracuse program.

The former teammates are now colleagues in the coaching ranks. McNamara is a long-time assistant coach on Jim Boeheim's Syracuse staff, while Warrick is a first-year assist to former Orange standout Jason Hart with the NBA G-League Ignite.

**GETTING STARTED AT SU**

**Season Starting Lineups  
1976-to-2023**

By Season		By Lineups	
Year	Lineups	Year	Lineups
<b>2022-23</b> .....	<b>3</b>	1989-90 .....	7
2021-22 .....	4	2006-07 .....	6
2020-21 .....	3	1991-92 .....	6
2019-20 .....	2	1980-81 .....	6
2018-19 .....	4	2016-17 .....	5
2017-18 .....	2	2014-15 .....	5
2016-17 .....	5	2008-09 .....	5
2015-16 .....	1	1996-97 .....	5
2014-15 .....	4	1992-93 .....	5
2013-14 .....	4	1990-91 .....	5
2012-13 .....	3	1976-77 .....	5
2011-12 .....	3	2021-22 .....	4
2010-11 .....	4	2018-19 .....	4
2009-10 .....	2	2013-14 .....	4
2008-09 .....	5	2010-11 .....	4
2007-08 .....	3	2004-05 .....	4
2006-07 .....	6	2001-02 .....	4
2005-06 .....	2	1987-88 .....	4
2004-05 .....	4	1982-83 .....	4
2003-04 .....	2	1981-82 .....	4
2002-03 .....	1	1979-80 .....	4
2001-02 .....	4	<b>2022-23.....</b>	<b>3</b>
2000-01 .....	2	2020-21 .....	3
1999-00 .....	2	2012-13 .....	3
1998-99 .....	2	1978-79 .....	3
1997-98 .....	1	2011-12 .....	3
1996-97 .....	5	2007-08 .....	3
1995-96 .....	3	1995-96 .....	3
1994-95 .....	2	2019-20 .....	2
1993-94 .....	1	2017-18 .....	2
1992-93 .....	5	2009-10 .....	2
1991-92 .....	6	2005-06 .....	2
1990-91 .....	5	2003-04 .....	2
<b>1989-90 .....</b>	<b>7</b>	2000-01 .....	2
1988-89 .....	2	1999-00 .....	2
1987-88 .....	4	1998-99 .....	2
1986-87 .....	2	1994-95 .....	2
1985-86 .....	1	1988-89 .....	2
1984-85 .....	2	1986-87 .....	2
1983-84 .....	1	1984-85 .....	2
1982-83 .....	4	2015-16 .....	1
1981-82 .....	4	2002-03 .....	1
1980-81 .....	6	1997-98 .....	1
1979-80 .....	4	1993-94 .....	1
1978-79 .....	4	1985-86 .....	1
1977-78 .....	1	1983-84 .....	1
1976-77 .....	5	1977-78 .....	1



## Syracuse Celebrates 20th Anniversary of NCAA Title Team

Syracuse University Athletics will celebrate the 20th Anniversary of the men's basketball program's 2003 NCAA Championship throughout the 2022-23 season, culminating with a reunion at the March 4 contest with Wake Forest.

Members of the 2002-03 national title team have been invited to return to Syracuse for planned activities the weekend of March 3-5, 2023. The Orange are scheduled to host Wake Forest on Saturday, March 4, in the final regular-season contest of the campaign.

Those from the 2002-03 squad who are able to return, will be recognized at the game. A number of elements will be implemented to the JMA Wireless Dome game experience as part of the celebration, including:

- 2003 throwback merchandise available on [shop.cuse.com](http://shop.cuse.com)
- In-game trivia related to the 2003 championship season
- Guess that 2003 player
- Upcoming contests to win a piece of the 2003 championship court
- Ultimate Quiz conducting during the season on [cuse.com](http://cuse.com)
- Promotional videos that highlight current SU opponents who were also on the schedule in 2002-03
  - Boston College
  - Colgate
  - Cornell
  - Georgetown
  - Georgia Tech
  - Notre Dame
  - Pittsburgh
- March 4 Jersey Retirement Ceremony for **Gerry McNamara and Hakim Warrick**

Syracuse's national championship team had a remarkable run. Unranked in the preseason, the Orange ended the campaign with a 30-5 overall record and an 81-78 victory in the title matchup with Kansas. The roster featured an interesting blend of players, including senior captain Kueth Duany, sophomore frontcourt standouts Craig Forth and Hakim Warrick, and dynamic freshmen Carmelo Anthony and Gerry McNamara. Junior center Jeremy McNeil and sophomore swingman Josh Pace emerged as key contributors off the bench.

**2003 NCAA CHAMPIONS**

## 51st Annual Hardwood Club Banquet Honors Hakim Warrick

The 51st annual Syracuse University Men's Basketball Hardwood Banquet, presented by Printing & Promotional Solutions, is scheduled for Sunday, March 5 at the OnCenter in Syracuse.

The Vic Hanson Medal of Excellence will be awarded to Hakim Warrick '05, who played on Syracuse's 2003 NCAA Championship team and went on to play in the NBA. The honor is bestowed on an individual or individuals who have ties to the men's basketball program and have made outstanding contributions to college basketball.

Warrick was a four-year starter at Syracuse. He is one of just six players who surpassed 2,000 career points and he still ranks fifth at Syracuse with 2,073 to his credit. Warrick led the Orange in scoring and rebounding average in 2003-04 (19.8 ppg., 8.6 rpg.) and 2004-05 (21.4 ppg., 8.6 rpg.).

He earned several BIG EAST Conference honors, starting with the 2002-03 Most Improved Player Award. He was a first-team, All-BIG EAST honoree as a junior and senior and was the conference's 2004-05 Player of the Year. Warrick received the 2004-05 Dave Gavitt Award (tournament MVP) after helping the Orange to the BIG EAST Tournament title.

Warrick was a 2005 NBA first-round pick by the Memphis Grizzlies. He played eight years in the NBA with stops at Memphis, Milwaukee, Chicago, Phoenix, New Orleans and Charlotte.

Tickets are \$100 per person and \$1,000 per table of 10. Proceeds benefit the Conrad McRae Endowed Men's Basketball Scholarship and the men's basketball program.

Doors open for the Hardwood Banquet at 5:00 p.m. with a reception that includes a silent auction featuring unique sports memorabilia, a player autograph session, and an opportunity to bid on having players sit at your table. Dinner will begin at 6:00 p.m.


To reserve seats for the Hardwood Banquet, register online at [cc.syr.edu/hardwoodclub](http://cc.syr.edu/hardwoodclub) or contact the 'Cuse Athletic Fund by phone (315-443-1419). The registration deadline is Feb. 26.

## Vic Hanson Medal of Excellence

Vic Hanson enjoyed a standout career as a college basketball performer at Syracuse. He was a member of the 1925-26 team that went 19-1 and was named the Helms Foundation Champions.

Hanson also played and coached football at his alma mater. He is the only individual who has been enshrined in the Naismith Memorial Basketball Hall of Fame and the College Football Hall of Fame.


Former Syracuse standout Hakim Warrick is scheduled to receive the 2022-23 Vic Hanson Medal of Excellence at the program's annual Hardwood Banquet on March 5.



**Vic Hanson**

## VIC HANSON MEDAL OF EXCELLENCE

2022-23	Hakim Warrick	1997-98	Rafael Addison
2021-22	banquet not held		Doug Logan, broadcaster
2020-21	banquet not held	1996-97	George Hicker
2019-20	Matt Park and Jim Satalin	1995-96	Pearl Washington
2018-19	Gerry McNamara	1994-95	Leo Rautins
2017-18	Rudy Hackett	1993-94	Roosevelt Bouie
2016-17	Adrian Autry	1992-93	Marty Byrnes
2015-16	Craig Forth	1991-92	John Wooden, former UCLA coach
2014-15	Mike Hopkins	1990-91	Ray Meyer, former DePaul coach
2013-14	Rob Edson, SU athletics administrator	1989-90	Louis Orr
2012-13	Etan Thomas	1988-89	Dave Gavitt, BIG EAST Commissioner
2011-12	Sean Kerins	1987-88	Bob Costas, broadcaster
2010-11	Jason Hart	1986-87	Roy Danforth, former SU coach
2009-10	John Wallace	1985-86	Mark Wadach
2008-09	Lawrence Moten	1984-85	Dennis DuVal
2007-08	Billy Owens	1983-84	Jim Lee
2006-07	Stephen Thompson		Mike Lee
2005-06	Derrick Coleman	1982-83	Danny Biasone, Syracuse Nats
2004-05	Rony Seikaly	1981-82	Tom Niland, Le Moyne coach
2003-04	Greg Monroe	1980-81	Dick Stockton, broadcaster
	Howard Triche	1979-80	Fred Lewis, former SU coach
2002-03	Sherman Douglas	1978-79	Jon Cincebox
2001-02	Danny Schayes	1977-78	Red Holtzman, NY Knicks coach
	Terry MacDonald, administrator	1976-77	Bob Felasco
2000-01	Conrad McRae	1975-76	Lew Andreas, former SU coach
1999-2000	Joe Szombathy, administrator	1974-75	Vince Cohen
	Larry Kimball, administrator	1973-74	Billy Gabor
1998-99	Mike Tirico, broadcaster	1972-73	Dave Bing
		1971-72	Vic Hanson



Jim Boeheim is in his 47th year as head coach at his alma mater.



**Boeheim Second All-Time In Division I Wins**

Jim Boeheim, the winningest active Division I coach, is in his 47th season as head coach at his alma mater, Syracuse.

He earned the 1,014th win of his coaching tenure when the Orange defeated #23/22 NC State, 75-72, on February 14.

Boeheim tops active Division I coaches in wins (1,014) and games coached (1,451).

Boeheim's 46 seasons completed put him first on the list of Division I coaches at their current schools.

1,014\*

**The Book On Boeheim**

Boeheim owns a career record of \*1,014-437 (.699).

His 1,449 games (total reflects 101 games vacated between 2004-07 and 2010-12 by the NCAA) ranks first for coaches who have served at only one institution in the Division I ranks.

The 2021 NCAA berth gave SU 41 post-season appearances under Boeheim, including 35 NCAA Tournaments. He has guided his alma mater to the NCAA title game three times, winning it for the first time in 2003.

\*record reflects 101 wins vacated between 2004-07 and 2010-12 by the NCAA

**Division I Coaches by Wins**

Coach	Schools	Wins
1. Mike Krzyzewski	Army, Duke	1,202
2. <b>JIM BOEHEIM</b>	<b>Syracuse</b>	<b>*1,014</b>
3. BOB HUGGINS	Walsh, Akron, Cincinnati, Kansas State, West Virginia	932
4. Jim Calhoun	Northwestern, UConn St. Joseph (Conn.)	920
5. Roy Williams	Kansas, North Carolina	903

\*record reflects 101 wins vacated between 2004-07 and 2010-12 by the NCAA

**Active Division I Coaches by Wins**

Coach	Schools	Wins
1. <b>Jim Boeheim</b>	<b>Syracuse</b>	<b>*1,014</b>
2. Bob Huggins	Walsh, Akron, Cincinnati, Kansas State, West Virginia	932
3. Cliff Ellis	S. Alabama, Clemson, Auburn, Coastal Carolina	828
4. John Calipari	Massachusetts, Memphis, Kentucky	786
Bill Self	Oral Roberts, Tulsa, Illinois, Kansas	786

\*record reflects 101 wins vacated between 2004-07 and 2010-12 by the NCAA

**Division I Coaches Wins At Alma Mater**

Coach	Schools	Wins
1. <b>JIM BOEHEIM</b>	<b>Syracuse</b>	<b>*1,014</b>
2. Norm Stewart	Missouri	634
3. Slat's Gill	Oregon State	599
4. Guy Lewis	Houston	592
5. Phog Allen	Kansas	588

\*record reflects 101 wins vacated between 2004-07 and 2010-12 by the NCAA

**Division I Coaches by Games**

Coach	Schools	Games
1. Mike Krzyzewski	Army, Duke	1,570
2. <b>JIM BOEHEIM</b>	<b>Syracuse</b>	<b>*1,451</b>
3. CLIFF ELLIS	S. Alabama, Clemson, Auburn, Coastal Carolina	1,385
4. Jim Phelan	Mt. St. Mary's	1,354
5. BOB HUGGINS	Walsh, Akron, Cincinnati, Kansas State, West Virginia	1,343

**Active Division I Coaches by Games**

Coach	Schools	Games
1. <b>JIM BOEHEIM</b>	<b>Syracuse</b>	<b>*1,451</b>
2. Cliff Ellis	S. Alabama, Clemson, Auburn, Coastal Carolina	1,385
3. Bob Huggins	Walsh, Akron, Cincinnati, Kansas State, West Virginia	1,343
4. Jim Laranaga	AIC, Bowling Green, George Mason, Miami	1,198
5. Greg Kampe	Oakland	1,197

\*total reflects 101 games vacated between 2004-07 and 2010-12 by the NCAA.

**Division I Seasons At One School\***

Coach	School (1st year)	Seasons
1. Jim Phalen	Mt. St. Mary's (1955-56)	49
2. <b>JIM BOEHEIM</b>	<b>Syracuse (1976-77)</b>	<b>46</b>
3. Ed Diddle	W. Kentucky (1923-24)	42
Ray Meyer	DePaul (1943-44)	42
Mike Krzyzewski	Duke (1981-82)	42

represents seasons completed

**Active Division I Seasons At One School\***

Coach	School (1st year)	Seasons
1. <b>JIM BOEHEIM</b>	<b>Syracuse (1976-77)</b>	<b>46</b>
2. Greg Kampe	Oakland (1984-85)	38
3. Ron Cottrell	Houston Baptist (1991-92)	31
4. Tom Izzo	Michigan State (1995-96)	27
5. Mark Few	Gonzaga (1999-00)	23

represents seasons completed

**Division I Coaches 20-Win Seasons**

Coach	Schools	No.
1. Mike Krzyzewski	Army, Duke	37
2. <b>JIM BOEHEIM</b>	<b>Syracuse</b>	<b>*34</b>
3. Dean Smith	North Carolina	30
4. Roy Williams	Kansas, North Carolina	29
Bob Knight	Army, Indiana, Texas Tech	29
6. BOB HUGGINS	Akron, Cincinnati, Kansas State, West Virginia	28
Lute Olson	Iowa, Arizona	28

\*total reflects five 20-win seasons vacated between 2004-07 and 2010-12 by the NCAA

**Division I NCAA Tournament Wins**

Coach	Schools	Wins
1. Mike Krzyzewski	Duke	101
2. Roy Williams	N. Carolina, Kansas	79
3. Dean Smith	North Carolina	65
4. <b>JIM BOEHEIM</b>	<b>Syracuse</b>	<b>*58</b>
5. BILL SELF	Tulsa, Illinois, Kansas	55
5. TOM IZZO	Michigan State	53

\*record reflects four tournament wins vacated between 2004-07 and 2010-12 by the NCAA

**Division I NCAA Tournament Appearances**

Coach	Schools	Wins
1. M. KRZYZEWSKI	Duke	36
2. <b>JIM BOEHEIM</b>	<b>Syracuse</b>	<b>35</b>
3. Roy Williams	Kansas, N. Carolina	30
4. Bob Knight	Indiana, Texas Tech	28
5. Lute Olson	Iowa, Arizona	27
Dean Smith	N. Carolina	27
7. RICK BARNES	Providence, Clemson, Texas, Tennessee	26
8. BOB HUGGINS	Akron, Cincinnati, West Virginia	25
Eddie Sutton	Creighton, Arkansas, Kentucky, Oklahoma State	25

Active Coaches in CAPS

includes games of Feb. 20

**JIM BOEHEIM RECORDS**

**1976-present (47th season)**

At Syracuse: 1,014-437 (.699)\*

\*record reflects 101 wins vacated between 2004-07 and 2010-12 by the NCAA

As an SU Player: 52-24 (.684)

As an SU Assistant: 139-65 (.681)

NCAA Tournament: 58-34 (.637)#

#record reflects 4 NCAA Tournament wins vacated between 2004-07 and 2010-12 by the NCAA

NIT: 11-8 (.579)\$

\$record reflects 2 NIT wins vacated between 2004-07 and 2010-12 by the NCAA

ACC Tournament: 5-7 (.417)

BIG EAST Tournament: 50-29 (.633)

In Overtime: 48-30 (.615)

Season Openers 42-5 (.894)

**WINNINGEST DIV. I PROGRAMS**

includes games of Feb. 20

No.	School	Wins	Losses	Pct.
1.	Kansas	2,398	881	.731
2.	Kentucky*	2,371	745	.761
3.	North Carolina	2,339	850	.733
4.	Duke	2,266	919	.711
5.	UCLA	1,978	886	.691
6.	Temple	1,976	1,134	.635
7.	<b>SYRACUSE</b>	<b>1,972</b>	<b>960</b>	<b>.673</b>
8.	Notre Dame	1,949	1,085	.642
9.	St. John's	1,920	1,082	.640
10.	Indiana	1,909	1,098	.635

\*includes one tie



## 2022-23 AP POLL

Feb. 20, 2023		
No. Team	W-L	Points
1. Houston (48)	25-2	1,534
2. Alabama (7)	23-4	1,448
3. Kansas (7)	22-5	1,409
4. UCLA	23-4	1,363
5. Purdue	24-4	1,294
6. Virginia	21-4	1,228
7. Arizona	24-4	1,213
8. Texas	21-6	1,083
9. Baylor	20-7	1,013
10. Marquette	21-6	968
11. Tennessee	20-7	887
12. Gonzaga	23-5	856
13. Miami	22-5	833
14. Kansas State	20-7	666
15. Saint Mary's	24-5	650
16. Xavier	20-7	563
17. Indiana	19-8	539
18. Connecticut	20-7	440
19. Creighton	18-9	361
20. Providence	20-7	350
21. Northwestern	20-7	349
22. San Diego State	21-5	336
23. Iowa State	17-9	309
24. TCU	18-9	162
25. Texas A&M	20-7	125

**Others receiving votes:** NC State 54, Pittsburgh 34, Oral Roberts 14, Maryland 14, Kentucky 12, Boise State 12, Florida Atlantic 6, Arkansas 6, Charleston 4, Southern Miss 3, Duke 3, Missouri 3, Kent State 2, Illinois 2, Nevada 1, Oklahoma State 1.

## 2022-23 COACHES POLL

Feb. 20, 2023		
No. Team	W-L	Points
1. Houston (24)	25-2	791
2. Alabama (6)	23-4	753
3. UCLA	23-4	716
4. Kansas (1)	24-4	693
5. Purdue	24-4	669
6. Virginia (1)	21-4	638
7. Arizona	24-4	607
8. Texas	21-6	588
9. Marquette	21-6	515
10. Baylor	20-7	512
11. Miami	22-5	437
12. Gonzaga	23-5	431
13. Tennessee	20-7	398
14. Saint Mary's	24-5	349
15. Xavier	20-7	309
16. Kansas State	20-7	299
17. Indiana	19-8	288
18. Providence	20-7	226
19. Creighton	18-9	225
20. San Diego State	21-5	180
21. Iowa State	17-9	174
22. Northwestern	20-7	148
23. Connecticut	20-7	128
24. NC State	21-7	93
25. Texas A&M	20-7	87

**Others receiving votes:** TCU 64, Florida Atlantic 14, Pittsburgh 13, Duke 13, Maryland 10, Kentucky 8, Oral Roberts 6, Boise State 6, Texas Tech 4, Iowa 4, Auburn 2, Oklahoma State 1, Rutgers 1

## SYRACUSE POLL POINTS

### The last time . . .

SU vs.	2/14/23	SU 75, #23 NC State 72
ranked team		
SU win vs.	2/14/23	SU 75, #23 NC State 72
ranked team		
Both ranked	11/16/18	#13 Oregon 80, #15 SU 65
Both top 10	2/22/14	#5 Duke 66, #1 SU 60
Both top 5	2/22/14	#5 Duke 66, #1 SU 60
SU vs. ranked	3/27/21	#6 Houston 62, SU 46
back-to-back	3/21/21	SU 75, #13 West Virginia 72
SU played #1	2/23/19	#1 Duke 75, SU 65
SU beat #1	1/14/19	SU 95, #1 Duke 91 OT
SU played #2	3/4/19	#2 Virginia 79, SU 53
SU beat #2	2/3/03	SU 67, #2 Pittsburgh 65
SU played #3	1/9/18	#3 Virginia 68, SU 60
SU beat #3	3/12/09	#18 SU 127, #3 UConn 117 6 OT
SU played #4	3/27/16	SU 68, #4 Virginia 62 (NCAA)
SU beat #4	3/27/16	SU 68, #4 Virginia 62 (NCAA)
SU played #5	3/14/19	#5 Duke 84, SU 72 (ACCT)
SU beat #5	3/18/18	SU 55, #5 Mich. State (NCAA) 53
<b>SU played #6</b>	<b>1/30/23</b>	<b>#6 Virginia 67, SU 62</b>
SU beat #6	1/28/17	SU 82, #6 Florida State 72
SU played #7	3/10/22	#7 Duke 88, SU 79
SU beat #7	12/7/10	#8 SU 72, #7 Michigan State 58
SU played #8	1/25/21	#8 Virginia 81, SU 58
SU beat #8	12/28/13	#2 SU 78, #8 Villanova 62
SU played #9	2/1/20	#9 Duke 97, SU 88
SU beat #9	2/4/17	SU 66, #9 Virginia 62
SU played #10	1/26/19	#10 Virginia Tech 78, SU 56
SU beat #10	2/22/17	SU 78, #10 Duke 75
<b>SU played #11</b>	<b>1/7/23</b>	<b>#11 Virginia 73, SU 66</b>
SU beat #11	2/26/11	#17 SU 58, #11 Georgetown 51
SU played #12	3/7/18	#12 N. Carolina 78, SU 59 (ACCT)
SU beat #12	2/18/15	SU 69, #12 Louisville 59
SU played #13	3/21/21	SU 75, #13 West Virginia 72
SU beat #13	3/21/21	SU 75, #13 West Virginia 72
SU played #14	12/18/18	#14 Buffalo 71, SU 59
SU beat #14	3/22/12*	#2 SU 64, #14 Wisconsin 63 (NCAA)
SU played #15	3/11/21	#15 Virginia 72, SU 69 (ACCT)
SU beat #15	3/30/13	#16 SU 55, #15 Marquette 39 (NCAA)
<b>SU played #16</b>	<b>3/19/21</b>	<b>#16 Illinois 73, SU 44</b>
SU beat #16	3/19/21	SU 78, #16 San Diego St. 62
<b>SU played #17</b>	<b>1/16/23</b>	<b>#17 Miami 82, SU 78</b>
SU beat #17	2/1/14	#2 SU 91, #17 Duke 89 OT
SU played #18	1/11/20	SU 63, #18/18 Virginia 55 OT
SU beat #18	1/11/20	SU 63, #18/18 Virginia 55 OT
SU played #19	11/26/21	#19 Auburn 89, Syracuse 68
SU beat #19	3/3/12	#2 SU 58, #19 Louisville 49
SU played #20	1/18/16	SU 64, #20 Duke 62
SU beat #20	1/18/16	SU 64, #20 Duke 62
SU played #21	12/9/20	#21 Rutgers 79, Syracuse 69
SU beat #21	1/21/13	#t3 SU 57, #21 Cincinnati 55
SU played #22	2/5/19	#22 Florida State 80, SU 62
SU beat #22	1/18/14	#2 SU 59, #22 Pittsburgh 54
<b>SU played #23</b>	<b>2/14/23</b>	<b>SU 75, #23 NC State 72</b>
<b>SU beat #23</b>	<b>2/14/23</b>	<b>SU 75, #23 NC State 72</b>
SU played #24	11/19/04	SU 71, #24 Memphis 62
SU beat #24	11/19/04	SU 71, #24 Memphis 62
SU played #25	1/28/16	SU 81, #25 Notre Dame 66
SU beat #25	1/28/16	SU 81, #25 Notre Dame 66
Ranked opponents		
in a season	15	2008-09

\*wins vacated by NCAA sanctions

## SU IN THE 2022-23 POLLS

Date	AP	Coaches
Preseason	--	--
November 14	--	--
November 21	--	--
November 28	--	--
December 5	--	--
December 12	--	--
December 19	--	--
December 26	--	--
January 2	--	--
January 9	--	--
January 16	--	--
January 23	--	--
January 30	--	--
February 6	--	--
February 13	--	--
February 20	--	--
February 27	--	--
March 6	--	--

## SU'S MOST FAMILIAR FOES

Opponents	Games
<b>1. Colgate (Nov. 15)</b>	<b>174</b>
<b>2. Cornell (Dec. 17)</b>	<b>127</b>
<b>3. Pittsburgh (Dec. 20, Feb. 25)</b>	<b>123</b>
4. Penn State	106
<b>5. Georgetown (Dec. 10)</b>	<b>98</b>
6. Connecticut	95
<b>7. St. John's (Nov. 22)</b>	<b>92</b>
<b>8. Boston College (Dec. 31, Feb. 4)</b>	<b>83</b>
Niagara	83
10. Villanova	74

**bold indicates 2022-23 opponent**



# JOHN BOL AJAK

Forward • 6-10 • 216 • Redshirt Junior

Natinga, South Sudan • The School At Church Farm  
Westtown School (Pa.)

# 2

- He earned his first career start in an ACC contest at Virginia.
- Ajak has totaled 19 assists over the 13 games (1.5 apg.) he has appeared in.
- He had a career-high five-point outing against Georgetown.
- Ajak matched his personal best of four assists in the win at Notre Dame.
- He grabbed a collegiate-best six boards versus Oakland and Bryant.
- He played a career-high 27 minutes against Bryant.
- Ajak logged three points in the 2022-23 campaign opener against Lehigh.

## AJAK'S SEASON HIGHS

**Points:** 5, Georgetown, 2022-23  
**FG Made:** 1, Georgetown, Oakland, at Notre Dame, Bryant, Lehigh, 2022-23  
**FG Attempted:** 3, at Notre Dame, Bryant, 2022-23  
**3-Point FGM:** 0  
**3-Point FGA:** 0  
**FT Made:** 3, Georgetown, 2022-23  
**FT Attempted:** 3, Georgetown, Lehigh, 2022-23  
**Rebounds:** 6, Oakland, Bryant, 2022-23  
**Off. Rebounds:** 4, Bryant, 2022-23  
**Def. Rebounds:** 5, Oakland, 2022-23  
**Assists:** 4, at Notre Dame, Bryant, 2022-23  
**Steals:** 2, Georgetown, 2022-23  
**Blocks:** 1, Monmouth, at Illinois. 2022-23  
**Minutes:** 27, Bryant, 2022-23

## AJAK'S CAREER HIGHS

**Points:** 5, Georgetown, 2022-23  
**FG Made:** 1, Georgetown, Oakland, at Notre Dame, Bryant, Lehigh, 2022-23; Lafayette, Duke, 2021-22; Rider, 2020-21  
**FG Attempted:** 3, at Notre Dame, Bryant, 2022-23; Lafayette, 2021-22  
**3-Point FGM:** 0  
**3-Point FGA:** 1, Lafayette, 2021-22  
**FT Made:** 3, Georgetown, 2022-23  
**FT Attempted:** 3, Georgetown, Lehigh, 2022-23  
**Rebounds:** 6, Oakland, Bryant, 2022-23  
**Off. Rebounds:** 4, Bryant, 2022-23  
**Def. Rebounds:** 5, Oakland, 2022-23  
**Assists:** 4, at Notre Dame, Bryant, 2022-23  
**Steals:** 2, Georgetown, 2022-23  
**Blocks:** 1, Monmouth, at Illinois. 2022-23; Boston College, 2021-22; Notre Dame, at Georgia Tech, 2020-21  
**Minutes:** 27, Bryant, 2022-23

## 2022-23 AJAK'S GAME-BY-GAME

Opponent	MP	FG	3PT	FT	REB	PF	A	T	B	S	TP
LEHIGH	4	1-1	0-0	1-3	0	0	1	0	0	0	3
COLGATE	DNP										
NORTHEASTERN	DNP										
vs. Richmond	DNP										
vs. St. John's	DNP										
BRYANT	27	1-3	0-0	0-0	6	4	4	2	0	1	2
at Illinois	9	0-1	0-0	0-1	2	0	0	0	1	0	0
at Notre Dame	18	1-3	0-0	0-0	0	0	4	0	0	0	2
OAKLAND	8	1-1	0-0	0-0	6	0	3	0	0	1	2
GEORGETOWN	20	1-1	0-0	3-3	5	4	2	2	0	2	5
MONMOUTH	15	0-0	0-0	0-0	2	1	2	2	1	0	0
CORNELL	2	0-0	0-0	0-0	0	0	0	0	0	0	0
PITTSBURGH	DNP										
BOSTON COLLEGE	10	0-0	0-0	0-0	1	1	2	1	0	0	0
at Louisville	1	0-0	0-0	0-0	1	0	1	1	0	0	0
at Virginia*	4	0-0	0-0	0-0	0	1	0	1	0	0	0
VIRGINIA TECH	DNP										
NOTRE DAME	DNP										
at Miami	DNP										
at Georgia Tech	DNP										
NORTH CAROLINA	DNP										
at Virginia Tech	2	0-0	0-0	0-0	1	1	0	0	0	0	0
VIRGINIA	DNP										
at Boston College	DNP										
at Florida State	DNP										
NC STATE	DNP										
DUKE	1	0-1	0-0	0-0	1	0	0	0	0	0	0
at Clemson											
at Pittsburgh											
GEORGIA TECH											
WAKE FOREST											

\*started

## AJAK'S CAREER STATISTICS

Year	TOTAL				3-PTS			FT			REBOUNDS				PF		A		TO		Blk		Stl		Pts		Avg	
	G	GS	FG	FGA	Pct	3FG	3FGA	Pct	FT	FTA	Pct	O	D	Tot	Avg	PF	FO	A	TO	Blk	Stl	Pts	Avg					
2020-21	10	0	1	4	.250	0	0	.000	0	0	.000	2	2	4	0.4	7	0	2	1	2	1	2	0.2					
2021-22	12	0	2	7	.286	0	1	.000	1	2	.500	2	12	14	1.2	8	0	5	3	1	0	5	0.4					
2022-23	13	1	5	11	.455	0	0	.000	4	7	.571	11	14	25	1.9	12	0	19	9	2	4	14	1.1					
<b>Total</b>	<b>35</b>	<b>1</b>	<b>8</b>	<b>22</b>	<b>.364</b>	<b>0</b>	<b>1</b>	<b>.000</b>	<b>5</b>	<b>9</b>	<b>.556</b>	<b>15</b>	<b>28</b>	<b>43</b>	<b>1.2</b>	<b>27</b>	<b>0</b>	<b>26</b>	<b>13</b>	<b>5</b>	<b>5</b>	<b>21</b>	<b>0.6</b>					



# CHRIS BELL

Forward • 6-7 • 180 • Freshman  
 Concord, Calif. • De La Salle H.S. (Cal.)  
 Wasatch Academy (Utah)



- Bell has started 27 consecutive games this season.
- Bell has scored in double digits eight times.
- He has contributed points in 21 of the 27 contests.
- He hauled in a personal-best six boards when the Orange defeated Florida State.
- Bell recorded 15 points and four rebounds against North Carolina.
- Bell totaled a career-best 17 points and a season-best five 3-pointers in the Dome win versus Notre Dame.
- He collared five boards in a Dome victory against Cornell.

## BELL'S SEASON AND CAREER HIGHS

**Points:** 17, Notre Dame, 2022-23  
**FG Made:** 6, North Carolina, Notre Dame, Bryant, 2022-23  
**FG Attempted:** 14, at Florida St., 2022-23  
**3-Point FGM:** 5, Notre Dame, 2022-23  
**3-Point FGA:** 9, at Florida St., 2022-23  
**FT Made:** 3, Virginia, Cornell, Georgetown, 2022-23  
**FT Attempted:** 4, Cornell, 2022-23  
**Rebounds:** 6, at Florida St., 2022-23  
**Off. Rebounds:** 1, at Florida St., North Carolina, at Louisville, Pitt, Cornell, Georgetown, 2022-23  
**Def. Rebounds:** 5, at Florida St., 2022-23  
**Assists:** 2, North Carolina, 2022-23  
**Steals:** 1, at Miami, Pitt, Cornell, Bryant, Lehigh, 2022-23  
**Blocks:** 1, at Florida St., Virginia, at Louisville, Boston College, Cornell, 2022-23  
**Minutes:** 36, North Carolina, 2022-23

## 2022-23 BELL'S GAME-BY-GAME

Opponent	MP	FG	3PT	FT	REB	PF	A	T	B	S	TP
LEHIGH*	16	2-4	1-2	0-0	0	0	0	0	0	1	5
COLGATE*	8	0-1	0-1	0-0	0	0	0	0	0	0	0
NORTHEASTERN*	12	0-2	0-2	0-0	3	0	1	1	0	0	0
vs. Richmond*	34	4-8	3-5	0-0	1	1	1	1	0	0	11
vs. St. John's*	34	5-12	2-7	0-0	0	3	1	1	0	0	12
BRYANT*	28	6-13	2-7	0-0	1	2	0	1	0	1	14
at Illinois*	27	3-9	2-8	0-0	1	3	0	2	0	0	8
at Notre Dame*	10	1-2	0-1	0-0	2	0	0	1	0	0	2
OAKLAND*	12	3-7	1-4	0-1	1	1	0	2	0	0	7
GEORGETOWN*	21	2-7	1-3	3-3	3	1	0	2	0	0	8
MONMOUTH*	12	2-2	2-2	0-0	0	0	0	0	0	0	6
CORNELL*	28	4-9	2-4	3-4	5	4	1	1	1	1	13
PITTSBURGH*	13	2-7	0-4	0-0	1	0	1	0	0	1	4
BOSTON COLLEGE*	13	1-2	0-1	0-0	2	2	1	0	1	0	2
at Louisville*	19	3-4	2-3	0-0	3	0	1	1	1	0	8
at Virginia*	16	3-3	2-2	0-0	0	5	0	0	0	0	8
VIRGINIA TECH*	9	2-4	2-3	0-0	2	2	0	2	0	0	6
NOTRE DAME*	34	6-9	5-8	0-0	3	1	0	0	0	0	17
at Miami*	19	1-6	1-5	0-0	1	3	0	1	0	1	3
at Georgia Tech*	18	0-1	0-1	2-3	0	0	1	1	0	0	2
NORTH CAROLINA*	36	6-9	3-5	0-0	4	1	2	0	0	0	15
at Virginia Tech*	10	0-2	0-2	0-0	0	0	0	1	0	0	0
VIRGINIA*	9	1-3	1-3	3-3	1	0	0	1	1	0	6
at Boston College*	11	0-3	0-3	0-0	2	2	1	0	0	0	0
at Florida State*	34	4-14	1-9	1-1	6	5	0	0	1	0	10
NC STATE*	34	4-12	1-6	2-2	3	3	1	0	0	0	11
DUKE*	11	0-3	0-1	0-0	0	1	0	1	0	0	0
at Clemson											
at Pittsburgh											
GEORGIA TECH											
WAKE FOREST											

\*started

## BELL'S CAREER STATISTICS

Year	TOTAL				3-PTS			REBOUNDS			PF		A		Blk	Stl	Pts	Avg					
	G	GS	FG	FGA	Pct	3FG	3FGA	Pct	FT	FTA	Pct	O	D	Tot					Avg	FO			
2022-23	27	27	65	158	.411	34	102	.333	14	17	.824	6	39	45	1.7	40	2	12	20	5	5	178	6.6
<b>Total</b>	<b>27</b>	<b>27</b>	<b>65</b>	<b>158</b>	<b>.411</b>	<b>34</b>	<b>102</b>	<b>.333</b>	<b>14</b>	<b>17</b>	<b>.824</b>	<b>6</b>	<b>39</b>	<b>45</b>	<b>1.7</b>	<b>40</b>	<b>2</b>	<b>12</b>	<b>20</b>	<b>5</b>	<b>5</b>	<b>178</b>	<b>6.6</b>



# MALIQ BROWN

Forward • 6-8 • 213 • Freshman  
Culpeper, Va. • Blue Ridge H.S.

# 1

- Across Brown's six consecutive starts, he has averaged 7.2 ppg. and 6.5 rpg.
- Brown earned his first career start at Virginia Tech and totaled 11 points, six rebounds and two blocked shots.
- Brown contributed personal bests of 18 points and four steals at Georgia Tech.
- He totaled 10 points and eight boards in 36 minutes at Virginia.
- Brown logged his first career double-double against Virginia Tech (11 points, career-best 12 rebounds).

## BROWN'S SEASON AND CAREER HIGHS

**Points:** 18, at Georgia Tech, 2022-23  
**FG Made:** 8, at Georgia Tech, 2022-23  
**FG Attempted:** 9, at Georgia Tech, 2022-23  
**3-Point FGM:** 0  
**3-Point FGA:** 0  
**FT Made:** 4, at Virginia, 2022-23  
**FT Attempted:** 6, at Virginia, 2022-23  
**Rebounds:** 12, Virginia Tech, 2022-23  
**Off. Rebounds:** 5, Duke, Virginia Tech, Pitt, 2022-23  
**Def. Rebounds:** 7, Virginia Tech, 2022-23  
**Assists:** 3, Pitt, 2022-23  
**Steals:** 4, at Georgia Tech, 2022-23  
**Blocks:** 2, at Virginia Tech, Notre Dame, 2022-23  
**Minutes:** 40, Virginia, 2022-23

## 2022-23 BROWN'S GAME-BY-GAME

Opponent	MP	FG	3PT	FT	REB	PF	A	T	B	S	TP
LEHIGH	13	3-5	0-0	1-2	3	1	0	0	0	1	7
COLGATE	2	0-0	0-0	0-0	1	0	0	0	0	0	0
NORTHEASTERN	22	2-3	0-0	0-0	4	0	2	0	1	1	4
vs. Richmond	5	1-1	0-0	0-0	2	1	0	0	0	0	2
vs. St. John's	DNP										
BRYANT	4	0-0	0-0	0-0	2	0	1	0	0	0	0
at Illinois	4	0-1	0-0	0-0	1	0	0	0	0	1	0
at Notre Dame	DNP										
OAKLAND	16	6-7	0-0	0-0	7	2	1	0	0	1	12
GEORGETOWN	DNP										
MONMOUTH	24	5-7	0-0	1-3	7	2	1	2	0	0	11
CORNELL	13	2-2	0-0	0-0	4	1	0	0	1	1	4
PITTSBURGH	27	3-6	0-0	0-2	9	1	3	0	1	1	6
BOSTON COLLEGE	5	0-1	0-0	0-0	2	0	0	1	0	0	0
at Louisville	11	0-1	0-0	0-0	0	0	0	1	0	0	0
at Virginia	36	3-6	0-0	4-6	8	4	0	3	1	2	10
VIRGINIA TECH	34	5-7	0-0	1-1	12	1	2	1	1	2	11
NOTRE DAME	29	7-8	0-0	1-2	7	2	2	0	2	1	15
at Miami	12	1-2	0-0	0-0	2	0	1	0	0	2	2
at Georgia Tech	32	8-9	0-0	2-2	4	3	0	1	0	4	18
NORTH CAROLINA	21	1-2	0-0	0-0	7	0	0	1	1	0	2
at Virginia Tech*	32	5-6	0-0	1-2	6	2	1	1	2	1	11
VIRGINIA*	40	4-5	0-0	0-2	7	2	2	2	1	2	8
at Boston College*	37	1-2	0-0	2-2	7	1	2	0	0	0	4
at Florida State*	22	2-2	0-0	0-0	5	0	2	0	0	0	4
NC STATE*	37	5-6	0-0	0-0	6	2	0	3	1	1	10
DUKE*	30	3-7	0-0	0-0	8	3	2	3	1	1	6
at Clemson											
at Pittsburgh											
GEORGIA TECH											
WAKE FOREST											

\*started

## BROWN'S CAREER STATISTICS

Year	TOTAL					3-PTS			REBOUNDS			PF		A		TO		Blk	Stl	Pts	Avg		
	G	GS	FG	FGA	Pct	3FG	3FGA	Pct	FT	FTA	Pct	O	D	Tot	Avg	PF	FO						
2022-23	24	6	67	96	.698	0	0	.000	13	24	.542	50	71	121	5.0	28	0	22	19	13	22	147	6.1
<b>Total</b>	<b>24</b>	<b>6</b>	<b>67</b>	<b>96</b>	<b>.698</b>	<b>0</b>	<b>0</b>	<b>.000</b>	<b>13</b>	<b>24</b>	<b>.542</b>	<b>50</b>	<b>71</b>	<b>121</b>	<b>5.0</b>	<b>28</b>	<b>0</b>	<b>22</b>	<b>19</b>	<b>13</b>	<b>22</b>	<b>147</b>	<b>6.1</b>





# PETER CAREY

Center • 6-11 • 200 • Freshman

Sunderland, Mass. • Frontier Regional School  
Northfield Mt. Hermon High School

# 23

- He is rehabilitating a lower-body injury and not suiting up for games.
- Carey grabbed two rebounds in nine minutes of work versus Bryant.
- Carey made his Orange debut in the 2022-23 campaign opener against Lehigh.
- He recorded one block and one rebound in four minutes against Lehigh.
- He played AAU Basketball with the New York Lightning Select.
- Carey was a four-sport athlete in high school, in addition to basketball, he ran cross country and track, along with baseball.

## CAREY'S SEASON AND CAREER HIGHS

Points: 0  
 FG Made: 0  
 FG Attempted: 0  
 3-Point FGM: 0  
 3-Point FGA: 0  
 FT Made: 0  
 FT Attempted: 0  
 Rebounds: 2, Bryant, 2022-23  
 Off. Rebounds: 0  
 Def. Rebounds: 2, Bryant, 2022-23  
 Assists: 1, Northeastern, 2022-23  
 Steals: 0  
 Blocks: 1, Lehigh, 2022-23  
 Minutes: 9, Bryant, 2022-23

## 2022-23 CAREY'S GAME-BY-GAME

Opponent	MP	FG	3PT	FT	REB	PF	A	T	B	S	TP
LEHIGH	4	0-0	0-0	0-0	1	1	0	0	1	0	0
COLGATE	DNP										
NORTHEASTERN	7	0-0	0-0	0-0	0	3	1	0	0	0	0
vs. Richmond	DNP										
vs. St. John's	DNP										
BRYANT	9	0-0	0-0	0-0	2	3	0	0	0	0	0
at Illinois	DNP										
at Notre Dame	DNP										
OAKLAND	DNP										
GEORGETOWN	DNP										
MONMOUTH	DNP										
CORNELL	DNP										
PITTSBURGH	DNP										
BOSTON COLLEGE	DNP										
at Louisville	DNP										
at Virginia	DNP										
VIRGINIA TECH	DNP										
NOTRE DAME	DNP										
at Miami	DNP										
at Georgia Tech	DNP										
NORTH CAROLINA	DNP										
at Virginia Tech	DNP										
VIRGINIA	DNP										
at Boston College	DNP										
at Florida State	DNP										
NC STATE	DNP										
DUKE	DNP										
at Clemson											
at Pittsburgh											
GEORGIA TECH											
WAKE FOREST											

\*started

## CAREY'S CAREER STATISTICS

Year	G	GS	TOTAL			3-PTS			FT	FTA	Pct	REBOUNDS				PF	FO	A	TO	Blk	Stl	Pts	Avg
			FG	FGA	Pct	3FG	3FGA	Pct				O	D	Tot	Avg								
2022-23	3	0	0	0	.000	0	0	.000	0	0	.000	0	3	3	1.0	7	0	1	0	1	0	0	0.0
<b>Total</b>	<b>3</b>	<b>0</b>	<b>0</b>	<b>0</b>	<b>.000</b>	<b>0</b>	<b>0</b>	<b>.000</b>	<b>0</b>	<b>0</b>	<b>.000</b>	<b>0</b>	<b>3</b>	<b>3</b>	<b>1.0</b>	<b>7</b>	<b>0</b>	<b>1</b>	<b>0</b>	<b>1</b>	<b>0</b>	<b>0</b>	<b>0.0</b>



# QUADIR COPELAND

Guard • 6-6 • 203 • Freshman

Philadelphia, Pa. • Gettysburg High School  
Life Center Academy, N.J. • IMG Academy (Fla.)

# 24

- Copeland has seen court time in 15-of-27 contests.
- In a season-high 17 minutes on the hardwood, Copeland collared personal bests of six boards and two assists in a road win at Georgia Tech.
- He logged a season-best 10 points and five boards in 12 minutes of action against Pitt.
- Copeland had a personal-high two steals versus Oakland.
- He contributed six points in his first collegiate appearance against Lehigh.
- At IMG Academy, he was teammates with fellow SU guard Justin Taylor.

## COPELAND'S SEASON AND CAREER HIGHS

**Points:** 10, Pitt, 2022-23  
**FG Made:** 4, Pitt, 2022-23  
**FG Attempted:** 6, Oakland, 2022-23  
**3-Point FGM:** 1, Pitt, 2022-23  
**3-Point FGA:** 2, Pitt, 2022-23  
**FT Made:** 2, at Virginia Tech, Lehigh, 2022-23  
**FT Attempted:** 2, at Virginia Tech, Boston College, Lehigh, 2022-23  
**Rebounds:** 6, at Georgia Tech, 2022-23  
**Off. Rebounds:** 4, Pitt, 2022-23  
**Def. Rebounds:** 4, at Georgia Tech, Northeastern, 2022-23  
**Assists:** 2, at Georgia Tech, 2022-23  
**Steals:** 2, Boston College, Oakland, 2022-23  
**Blocks:** 2, Pitt, 2022-23  
**Minutes:** 17, at Georgia Tech, 2022-23

## 2022-23 COPELAND'S GAME-BY-GAME

Opponent	MP	FG	3PT	FT	REB	PF	A	T	B	S	TP
LEHIGH	11	2-2	0-0	2-2	2	2	1	3	0	0	6
COLGATE	12	0-1	0-0	0-0	1	0	0	0	0	1	0
NORTHEASTERN	13	1-1	0-0	0-0	5	3	0	2	0	0	2
vs. Richmond	DNP										
vs. St. John's	8	0-1	0-1	0-0	1	1	1	0	0	0	0
BRYANT	1	0-0	0-0	0-0	0	0	0	0	0	0	0
at Illinois	3	0-0	0-0	0-0	0	0	1	1	0	0	0
at Notre Dame	DNP										
OAKLAND	11	1-6	0-1	0-0	0	1	0	2	0	2	2
GEORGETOWN	DNP										
MONMOUTH	3	0-1	0-0	0-0	1	1	0	0	0	0	0
CORNELL	4	1-1	0-0	0-0	1	0	0	1	0	0	2
PITTSBURGH	12	4-5	1-2	1-1	5	2	0	0	2	1	10
BOSTON COLLEGE	7	0-1	0-0	1-2	1	1	1	1	0	2	1
at Louisville	DNP										
at Virginia	1	0-0	0-0	0-0	0	0	0	1	0	0	0
VIRGINIA TECH	DNP										
NOTRE DAME	DNP										
at Miami	DNP										
at Georgia Tech	17	1-4	0-1	0-0	6	1	2	0	0	0	2
NORTH CAROLINA	DNP										
at Virginia Tech	5	0-1	0-0	2-2	0	1	0	0	0	0	2
VIRGINIA	DNP										
at Boston College	DNP										
at Florida State	DNP										
NC STATE	DNP										
DUKE	5	0-2	0-1	0-0	0	1	0	0	0	0	0
at Clemson											
at Pittsburgh											
GEORGIA TECH											
WAKE FOREST											

\*started

## COPELAND'S CAREER STATISTICS

Year	TOTAL					3-PTS			REBOUNDS			PF		A		Blk		Stl		Pts		Avg
	G	GS	FG	FGA	Pct	3FG	3FGA	Pct	FT	FTA	Pct	O	D	Tot	PF	FO	A	TO	Blk	Stl	Pts	
2022-23	15	0	10	26	.385	1	6	.167	6	7	.857	9	14	23	14	0	6	11	2	6	27	1.8
<b>Total</b>	<b>15</b>	<b>0</b>	<b>10</b>	<b>26</b>	<b>.385</b>	<b>1</b>	<b>6</b>	<b>.167</b>	<b>6</b>	<b>7</b>	<b>.857</b>	<b>9</b>	<b>14</b>	<b>23</b>	<b>14</b>	<b>0</b>	<b>6</b>	<b>11</b>	<b>2</b>	<b>6</b>	<b>27</b>	<b>1.8</b>

2003 NCAA CHAMPIONS

@CUSE\_MBB



# JESSE EDWARDS

Center • 6-11 • 230 • Senior

Amsterdam, Netherlands • IMG Academy (Fla.)

- Edwards is averaging a double-double this season (14.0 ppg.-10.2 rpg.).
- Edwards recorded his 11th double-double of the campaign by producing 18 points and 16 boards in a Dome victory against #23/22 NC State.
- Edwards' 27-point career outburst coupled with a personal-best 12 field-goals helped secure a road win at Boston College.
- He matched a season-high of six blocks against Richmond and Pitt.
- He has posted double-digit points in six out of the most recent eight matchups.
- He leads the ACC in blocks per game (2.8) and is second in rebound average (10.2).

## EDWARDS' SEASON HIGHS

**Points:** 27, at Boston College, 2022-23  
**FG Made:** 12, at Boston College, 2022-23  
**FG Attempted:** 16, at Miami, 2022-23  
**3-Point FGM:** 1, NC State, 2022-23  
**3-Point FGA:** 1, NC State, 2022-23  
**FT Made:** 8, Lehigh, 2022-23  
**FT Attempted:** 10, Lehigh, 2022-23  
**Rebounds:** 21, Bryant, 2022-23  
**Off. Rebounds:** 8, Bryant, 2022-23  
**Def. Rebounds:** 13, at Illinois, Bryant, 2022-23  
**Assists:** 6, Virginia Tech, 2022-23  
**Steals:** 4, Monmouth, 2022-23  
**Blocks:** 6, Pitt, vs Richmond, 2022-23  
**Minutes:** 40, NC State, at Notre Dame, 2022-23

## EDWARDS' CAREER HIGHS

**Points:** 27, at Boston College, 2022-23  
**FG Made:** 12, at Boston College, 2022-23  
**FG Attempted:** 16, at Miami, 2022-23  
**3-Point FGM:** 1, NC State, 2022-23  
**3-Point FGA:** 1, NC State, 2022-23  
**FT Made:** 8, Lehigh, 2022-23; vs Villanova, 2021-22  
**FT Attempted:** 15, vs Villanova, 2021-22  
**Rebounds:** 21, Bryant, 2022-23  
**Off. Rebounds:** 8, Bryant, 2022-23  
**Def. Rebounds:** 13, at Illinois, Bryant, 2022-23  
**Assists:** 6, Virginia Tech, 2022-23  
**Steals:** 5, Indiana, 2021-22  
**Blocks:** 7, at Miami, 2021-22  
**Minutes:** 40, NC State, at Notre Dame, 2022-23

## 2022-23 EDWARDS' GAME-BY-GAME

Opponent	MP	FG	3PT	FT	REB	PF	A	T	B	S	TP
LEHIGH*	28	5-8	0-0	8-10	11	1	1	0	4	2	18
COLGATE*	34	3-6	0-0	4-6	8	1	1	3	5	0	10
NORTHEASTERN*	24	8-10	0-0	3-3	7	1	0	2	0	1	19
vs. Richmond*	31	4-6	0-0	2-4	8	3	1	1	6	2	10
vs. St. John's*	26	6-8	0-0	6-6	8	4	0	0	0	1	18
BRYANT*	31	5-9	0-0	2-5	21	5	2	2	2	0	12
at Illinois*	32	3-9	0-0	3-6	17	5	3	4	3	2	9
at Notre Dame*	40	10-15	0-0	2-2	16	0	1	3	0	1	22
OAKLAND*	23	9-9	0-0	0-0	7	1	0	2	2	1	18
GEORGETOWN*	32	10-14	0-0	0-0	11	3	3	1	5	0	20
MONMOUTH*	39	3-7	0-0	6-9	10	2	1	2	4	4	12
CORNELL*	27	5-6	0-0	1-2	12	1	1	2	5	1	11
PITTSBURGH*	33	4-8	0-0	0-1	9	5	2	4	6	0	8
BOSTON COLLEGE*	25	3-8	0-0	4-4	8	4	1	0	0	1	10
at Louisville*	32	4-10	0-0	4-8	11	3	0	0	4	2	12
at Virginia*	26	2-5	0-0	0-0	10	1	3	4	1	2	4
VIRGINIA TECH*	35	4-10	0-0	5-7	9	4	6	3	2	1	13
NOTRE DAME*	36	5-10	0-0	3-4	15	3	3	2	4	0	13
at Miami*	35	9-16	0-0	7-8	11	4	2	1	0	0	25
at Georgia Tech*	27	6-9	0-0	2-2	7	4	1	1	3	0	14
NORTH CAROLINA*	32	4-7	0-0	0-0	7	5	0	4	5	0	8
at Virginia Tech*	24	4-6	0-0	1-2	5	4	0	3	1	3	9
VIRGINIA*	39	5-8	0-0	4-6	7	5	3	4	2	2	14
at Boston College*	39	12-15	0-0	3-4	7	3	2	3	4	1	27
at Florida State*	37	6-14	0-0	6-6	12	3	2	2	3	1	18
NC STATE*	40	5-14	1-1	7-8	16	3	2	1	4	2	18
DUKE*	37	2-3	0-0	1-2	5	0	0	2	1	3	5
at Clemson											
at Pittsburgh											
GEORGIA TECH											
WAKE FOREST											

\*started

## EDWARDS' CAREER vs CLEMSON

Date	G	GS	TOTAL			3-PTS			FT	FTA	Pct	REBOUNDS				PF	FO	A	TO	Blk	Stl	Pts	Avg
			FG	FGA	Pct	3FG	3FGA	Pct				O	D	Tot	Avg								
1/28/2020	1	0	0	0	.000	0	0	.000	0	0	.000	0	1	1	1.0	2	0	0	1	0	0	0	0.0
3/3/2021	1	0	0	0	.000	0	0	.000	0	0	.000	0	0	0	0.0	2	0	0	0	0	0	0	0.0
1/18/2022	1	1	4	6	.667	0	0	.000	7	10	.700	4	7	11	11.0	5	1	1	0	5	0	15	15.0
<b>Total</b>	<b>3</b>	<b>1</b>	<b>4</b>	<b>6</b>	<b>.667</b>	<b>0</b>	<b>0</b>	<b>.000</b>	<b>7</b>	<b>10</b>	<b>.700</b>	<b>4</b>	<b>8</b>	<b>12</b>	<b>4.0</b>	<b>9</b>	<b>1</b>	<b>1</b>	<b>1</b>	<b>5</b>	<b>0</b>	<b>15</b>	<b>5.0</b>

## NCAA BLOCKS AVERAGE

Includes games of Feb 20

Player, School	GP	BPG
1. Jamarion Sharp, Western Ky.	26	4.31
2. Connor Vanover, Oral Roberts	28	3.39
3. Trayce Jackson-Davis, Indiana	24	3.04
4. Colin Castleton, Florida	26	3.00
5. Liam Robbins, Vanderbilt	23	2.96
6. Aziz Bandaogo, Utah Valley	27	2.89
<b>7. Jesse Edwards, Syracuse</b>	<b>27</b>	<b>2.81</b>
8. Kevin Samuel, South Alabama	28	2.46
9. Isaiah Cozart, Eastern Ky.	29	2.38
10. Zach Edey, Purdue	27	2.37

## ACC REBOUND AVERAGE

Includes games of Feb 20

Player, School	GP	RPG
1. Armando Bacot, North Carolina	26	11.12
<b>2. Jesse Edwards, Syracuse</b>	<b>27</b>	<b>10.19</b>
3. Norchad Omier, Miami	27	9.81
4. Hunter Tyson, Clemson	27	9.37
5. Kyle Filipowski, Duke	28	9.07
6. Matthew Cleveland, Florida St.	26	7.77
7. Justyn Mutts, Virginia Tech	26	7.31
8. Nate Laszewski, Notre Dame	27	7.11
9. Ja'von Franklin, Georgia Tech	26	6.69
10. Leaky Black, North Carolina	27	6.30

## ACC DOUBLE-DOUBLES

Includes games of Feb 20

Player, School	GP	DD
1. Armando Bacot, North Carolina	26	17
2. Kyle Filipowski, Duke	28	12
Hunter Tyson, Clemson	27	12
<b>4. Jesse Edwards, Syracuse</b>	<b>27</b>	<b>11</b>
Norchad Omier, Miami	27	11
Matthew Cleveland, Florida St.	26	11
7. Justyn Mutts, Virginia Tech	26	7
8. Ja'von Franklin, Georgia Tech	26	6
9. Blake Hinson, Pittsburgh	27	4
Nate Laszewski, Notre Dame	27	4

## AVERAGING SEASON DOUBLE-DOUBLE

by season

Player	GP	PPG	RPG	Year
<b>Jesse Edwards</b>	<b>27</b>	<b>14.0</b>	<b>10.2</b>	<b>2022-23</b>
Rick Jackson	35	14.3	10.3	2010-11
Carmelo Anthony	35	22.2	10.0	2002-03
Billy Owens	32	23.3	11.6	1990-91
Derrick Coleman	33	18.2	12.1	1989-90
Derrick Coleman	37	16.9	11.4	1988-89
Derrick Coleman	35	13.5	11.0	1987-88
Rudy Hackett	32	22.2	12.7	1974-75
Rudy Hackett	26	16.8	11.6	1973-74
Bill Smith	26	22.7	14.5	1970-71
Bill Smith	19	20.2	12.4	1969-70
Bob McDaniel	23	17.8	10.6	1969-70
Bill Smith	25	19.0	11.6	1968-69
Vaughn Harper	25	15.8	10.9	1967-68
Vaughn Harper	26	16.3	14.3	1966-67
Dave Bing	28	28.4	10.6	1965-66
Dave Bing	23	23.2	12.0	1964-65
Jon Cincebox	23	19.0	15.7	1958-59
Jon Cincebox	21	19.1	16.4	1957-58
Gary Clark	25	17.8	10.8	1956-57


## SYRACUSE SEASON D REB AVERAGE

Includes Duke Game

Player	GP	DRebs	Avg	Year
1. Derrick Coleman	37	286	7.73	1988-89
2. Derrick Coleman	33	252	7.64	1989-90
3. Billy Owens	32	237	7.41	1990-91
<b>4. Jesse Edwards</b>	<b>27</b>	<b>194</b>	<b>7.19</b>	<b>2022-23</b>
5. Carmelo Anthony	35	248	7.09	2002-03
6. Derrick Coleman	35	246	7.03	1987-88
7. Rick Jackson	35	240	6.86	2010-11
8. Oshae Brissett	37	245	6.62	2017-18
9. John Wallace	30	193	6.43	1993-94
10. Derrick Coleman	38	214	5.63	1986-87

## EDWARDS' CAREER STATISTICS

Year	TOTAL					3-PTS			REBOUNDS					PF	FO	A	TO	Blk	Stl	Pts	Avg		
	G	GS	FG	FGA	Pct	3FG	3FGA	Pct	FT	FTA	Pct	O	D									Tot	Avg
2019-20	21	0	19	24	.792	0	0	.000	12	19	.632	11	24	35	1.7	21	0	0	6	10	4	50	2.4
2020-21	18	0	12	26	.462	0	0	.000	10	14	.714	16	31	47	2.6	30	1	0	6	8	6	34	1.9
2021-22	24	24	114	164	.695	0	0	.000	61	102	.598	60	97	157	6.5	90	11	25	30	67	27	289	12.0
2022-23	27	27	146	250	.584	1	1	1.000	84	115	.730	81	194	275	10.2	78	5	41	56	76	33	377	14.0
<b>Total</b>	<b>90</b>	<b>51</b>	<b>291</b>	<b>464</b>	<b>.627</b>	<b>1</b>	<b>1</b>	<b>1.000</b>	<b>167</b>	<b>250</b>	<b>.668</b>	<b>168</b>	<b>346</b>	<b>514</b>	<b>5.7</b>	<b>219</b>	<b>17</b>	<b>66</b>	<b>98</b>	<b>161</b>	<b>70</b>	<b>750</b>	<b>8.3</b>



# JOSEPH GIRARD III

Guard • 6-1 • 190 • Senior  
Glens Falls, N.Y. • Glens Falls

11

- Girard has averaged 19.8 points per game over his last four contests.
- Girard is 19th on the Syracuse career scoring index with 1,586 points.
- He was named to the 2023 Jerry West Award Preseason Watch List.
- Girard connected a campaign-best six 3-pointers in the victory at Georgia Tech.
- He grabbed a season-high seven boards in the road wins at Florida State and Louisville.
- He swiped a season-best of three steals against Virginia.
- Girard made his 100th straight start in the outing with Oakland.
- His career-high 31-point spree versus Richmond led the Orange to victory.

## GIRARD III'S SEASON HIGHS

**Points:** 31, vs Richmond, 2022-23  
**FG Made:** 12, vs Richmond, 2022-23  
**FG Attempted:** 24, vs Richmond, 2022-23  
**3-Point FGM:** 6, at Georgia Tech, 2022-23  
**3-Point FGA:** 12, Colgate, 2022-23  
**FT Made:** 10, at Louisville, 2022-23  
**FT Attempted:** 11, at Louisville, 2022-23  
**Rebounds:** 7, at Florida St., at Louisville, 2022-23  
**Off. Rebounds:** 2, at Florida St., 2022-23  
**Def. Rebounds:** 7, at Louisville, 2022-23  
**Assists:** 7, at Georgia Tech, 2022-23  
**Steals:** 3, Virginia, 2022-23  
**Blocks:** 0  
**Minutes:** 42, vs Richmond, 2022-23

## 2022-23 GIRARD III'S GAME-BY-GAME

Opponent	MP	FG	3PT	FT	REB	PF	A	T	B	S	TP
LEHIGH*	25	5-10	4-6	5-5	2	1	4	3	0	0	19
COLGATE*	33	4-15	4-12	2-2	3	1	1	3	0	2	14
NORTHEASTERN*	27	8-18	5-9	0-1	1	1	3	3	0	1	21
vs. Richmond*	42	12-24	4-11	3-5	4	1	2	2	0	0	31
vs. St. John's*	38	1-10	0-4	2-3	3	0	4	3	0	1	4
BRYANT*	36	1-12	1-8	2-2	4	1	2	1	0	1	5
at Illinois*	20	0-3	0-1	0-0	2	0	0	1	0	0	0
at Notre Dame*	37	9-18	2-10	0-0	2	4	2	0	0	2	20
OAKLAND*	23	7-10	4-7	0-0	1	2	6	2	0	1	18
GEORGETOWN*	37	5-13	2-8	3-3	4	1	1	1	0	0	15
MONMOUTH*	38	6-15	4-10	0-0	2	0	3	2	0	1	16
CORNELL*	36	5-12	3-7	6-6	3	0	4	3	0	1	19
PITTSBURGH*	33	5-11	3-7	3-3	2	4	5	3	0	1	16
BOSTON COLLEGE*	39	8-19	4-10	4-5	3	1	4	3	0	1	24
at Louisville*	40	7-18	4-8	10-11	7	3	4	5	0	2	28
at Virginia*	32	6-17	5-9	2-2	3	1	2	1	0	2	19
VIRGINIA TECH*	38	10-20	3-7	1-4	1	3	3	2	0	2	24
NOTRE DAME*	31	2-9	1-5	2-2	2	0	3	2	0	0	7
at Miami*	38	9-21	1-8	2-2	2	1	5	1	0	0	21
at Georgia Tech*	40	11-21	6-10	0-0	5	0	7	2	0	1	28
NORTH CAROLINA*	37	7-13	4-9	0-0	4	1	5	6	0	0	18
at Virginia Tech*	27	2-8	1-4	2-3	0	0	3	2	0	0	7
VIRGINIA*	36	3-12	1-4	0-0	2	0	3	1	0	3	7
at Boston College*	35	4-13	1-6	9-9	5	0	3	3	0	1	18
at Florida State*	38	9-16	5-8	3-4	7	0	2	3	0	0	26
NC STATE*	37	5-14	2-6	2-2	4	1	1	2	0	2	14
DUKE*	35	5-9	4-7	7-8	1	0	1	2	0	0	21
at Clemson											
at Pittsburgh											
GEORGIA TECH											
WAKE FOREST											

\*started

## GIRARD III'S CAREER HIGHS

**Points:** 31, vs Richmond, 2022-23  
**FG Made:** 12, vs Richmond, 2022-23  
**FG Attempted:** 24, vs Richmond, 2022-23  
**3-Point FGM:** 7, at Miami, 2021-22  
**3-Point FGA:** 12, Colgate, 2022-23; at Miami, 2021-22; Rider, 2020-21; at Florida State, 2019-20  
**FT Made:** 11, NC State, 2019-20  
**FT Attempted:** 12, NC State, 2019-20  
**Rebounds:** 9, at Notre Dame, 2019-20  
**Off. Rebounds:** 3, at Notre Dame, 2019-20  
**Def. Rebounds:** 7, at Louisville, 2022-23; at Florida State, 2019-20  
**Assists:** 10, at NC State, 2021-22  
**Steals:** 6, Northeastern, 2020-21  
**Blocks:** 1, at Miami, 2021-22, Rider, NC State, 2020-21; Bucknell, Notre Dame, at Louisville, 2019-20  
**Minutes:** 45, at North Carolina, 2021-22

## GIRARD III'S CAREER vs CLEMSON

Date	G	GS	TOTAL			3-PTS			FT	FTA	Pct	REBOUNDS				PF	FO	A	TO	Blk	Stl	Pts	Avg
			FG	FGA	Pct	3FG	3FGA	Pct				O	D	Tot	Avg								
1/28/2020	1	1	4	11	.364	2	7	.286	0	0	.000	0	3	3	3.0	1	0	1	0	0	2	10	10.0
2/6/2021	1	1	7	13	.538	2	6	.333	3	5	.600	0	0	0	0.0	1	0	2	2	0	3	19	19.0
3/3/2021	1	1	3	8	.375	1	3	.333	0	0	.000	0	2	2	2.0	0	0	7	1	0	0	7	7.0
1/18/2022	1	1	6	9	.667	4	5	.800	7	7	1.000	0	1	1	1.0	1	0	5	2	0	4	23	23.0
<b>Total</b>	<b>4</b>	<b>4</b>	<b>20</b>	<b>41</b>	<b>.488</b>	<b>9</b>	<b>21</b>	<b>.429</b>	<b>10</b>	<b>12</b>	<b>.833</b>	<b>0</b>	<b>6</b>	<b>6</b>	<b>1.5</b>	<b>3</b>	<b>0</b>	<b>15</b>	<b>5</b>	<b>0</b>	<b>9</b>	<b>59</b>	<b>14.8</b>





# MOUNIR HIMA

Center • 6-11 • 230 • Sophomore

Tillaberi, Niger • St. Benedict's (N.J.)

St. Mary-Assumption High School (N.J.) • Duquesne

# 55

- Hima leads the ACC with 5.6 blocks per 40-minute average.
- He logged six rebounds and four blocks in 14 minutes of action at Virginia.
- Hima grabbed a personal-high two steals in the victory against Louisville.
- Hima had four blocked shots and two boards when SU defeated BC.
- He matched his season-high with four points against St. John's, Illinois and Georgetown.
- He produced a career-high seven blocks and a season-best eight boards versus St. John's.

## HIMA'S SEASON HIGHS

**Points:** 4, Georgetown, at Illinois, vs St. John's, 2022-23  
**FG Made:** 2, Georgetown, at Illinois, vs St. John's, 2022-23  
**FG Attempted:** 6, vs St. John's, 2022-23  
**3-Point FGM:** 0  
**3-Point FGA:** 0  
**FT Made:** 2, Pitt, 2022-23  
**FT Attempted:** 2, Duke, Pitt, 2022-23  
**Rebounds:** 8, vs St. John's, 2022-23  
**Off. Rebounds:** 3, vs St. John's, 2022-23  
**Def. Rebounds:** 5, at Virginia, vs St. John's, 2022-23  
**Assists:** 1, Notre Dame, at Louisville, Oakland, 2022-23  
**Steals:** 2, at Miami, at Louisville, 2022-23  
**Blocks:** 7, vs St. John's, 2022-23  
**Minutes:** 18, vs St. John's, 2022-23

## HIMA'S CAREER HIGHS \*From Duquesne

**Points\*:** 9, St. Bonaventure, 2021-22  
**FG Made\*:** 3, St. Bonaventure, 2021-22  
**FG Attempted\*:** 6, vs St. John's, 2022-23; at Rhode Island, 2021-22  
**3-Point FGM:** 0  
**3-Point FGA:** 0  
**FT Made\*:** 3, at St. Bonaventure, 2021-22  
**FT Attempted\*:** 4, at St. Bonaventure, 2021-22  
**Rebounds\*:** 10, Davidson, 2021-22  
**Off. Rebounds\*:** 3, vs St. John's, 2022-23; Saint Louis, George Washington, Davidson, La Salle, 2021-22  
**Def. Rebounds\*:** 7, Davidson, 2021-22  
**Assists\*:** 1, Notre Dame, at Louisville, Oakland, 2022-23, at George Washington, 2021-22  
**Steals:** 2, at Miami, at Louisville, 2022-23  
**Blocks:** 7, vs St. John's, 2022-23  
**Minutes\*:** 31, Davidson, 2021-22

## 2022-23 HIMA'S GAME-BY-GAME

Opponent	MP	FG	3PT	FT	REB	PF	A	T	B	S	TP
LEHIGH	9	1-1	0-0	0-0	2	0	0	0	2	0	2
COLGATE	6	1-1	0-0	0-0	2	1	0	0	0	0	2
NORTHEASTERN	10	0-0	0-0	0-0	2	0	0	0	0	0	0
vs. Richmond	14	0-1	0-0	0-0	1	1	0	0	2	0	0
vs. St. John's	18	2-6	0-0	0-0	8	4	0	1	7	1	4
BRYANT	DNP										
at Illinois	4	2-2	0-0	0-0	4	2	0	0	0	0	4
at Notre Dame	DNP										
OAKLAND	9	0-1	0-0	0-0	2	3	1	0	1	0	0
GEORGETOWN	8	2-2	0-0	0-0	2	1	0	0	3	0	4
MONMOUTH	1	1-1	0-0	0-0	1	0	0	0	0	0	2
CORNELL	4	0-1	0-0	0-0	0	1	0	0	0	0	0
PITTSBURGH	7	0-2	0-0	2-2	1	1	0	0	0	0	2
BOSTON COLLEGE	15	0-0	0-0	0-0	2	4	0	0	4	0	0
at Louisville	8	0-0	0-0	0-0	2	1	1	1	0	2	0
at Virginia	14	0-2	0-0	0-1	6	3	0	1	4	0	0
VIRGINIA TECH	5	0-0	0-0	0-0	2	3	0	0	1	0	0
NOTRE DAME	4	1-1	0-0	0-0	1	1	1	0	0	0	2
at Miami	5	1-1	0-0	0-0	0	0	0	0	0	2	2
at Georgia Tech	12	0-0	0-0	0-0	1	2	0	0	1	0	0
NORTH CAROLINA	8	1-2	0-0	0-0	2	2	0	1	0	0	2
at Virginia Tech	16	0-1	0-0	0-0	3	3	0	0	0	1	0
VIRGINIA	1	0-0	0-0	0-0	0	0	0	0	0	0	0
at Boston College	1	0-0	0-0	0-0	0	0	0	0	0	0	0
at Florida State	3	0-0	0-0	0-0	0	0	0	1	0	1	0
NC STATE	DNP										
DUKE	3	0-0	0-0	1-2	1	2	0	0	1	0	1
at Clemson											
at Pittsburgh											
GEORGIA TECH											
WAKE FOREST											

\*started

## HIMA'S CAREER STATISTICS

Year	G		TOTAL			3-PTS			FT			REBOUNDS				PF		A		TO		Blk		Stl		Pts		Avg	
	G	GS	FG	FGA	Pct	3FG	3FGA	Pct	FT	FTA	Pct	O	D	Tot	Avg	PF	FO	A	TO	Blk	Stl	Pts	Avg						
2021-22*	21	5	17	40	.425	0	0	.000	5	6	.833	22	36	58	2.8	35	0	1	11	21	4	39	1.9						
2022-23	24	0	12	25	.480	0	0	.000	3	5	.600	19	26	45	1.9	35	0	3	5	26	7	27	1.1						
<b>Total</b>	<b>45</b>	<b>5</b>	<b>29</b>	<b>65</b>	<b>.446</b>	<b>0</b>	<b>0</b>	<b>.000</b>	<b>8</b>	<b>11</b>	<b>.727</b>	<b>41</b>	<b>62</b>	<b>103</b>	<b>2.3</b>	<b>70</b>	<b>0</b>	<b>4</b>	<b>16</b>	<b>47</b>	<b>11</b>	<b>66</b>	<b>1.5</b>						

\*From Duquesne



# JUDAH MINTZ

Guard • 6-3 • 172 • Freshman

Washington, D.C. • Gonzaga College High School  
Oak Hill Academy

# 3

- Mintz leads the ACC in steals per contest (2.0).
- He tops ACC freshmen in assists average (4.5).
- Mintz is ranked first among ACC freshmen in points per game (15.7).
- He has collared double-digit points in 18 of the last 19 contests.
- Mintz earned ACC Rookie of the Week honors on Dec. 12, Dec. 19, Jan. 2 and Feb 13.
- He had a personal-best 24-points in outings versus Monmouth and Pitt.
- Mintz recorded his first double-double against Georgetown (16 points, personal-best 10 assists) while also grabbing a career-high five steals.

## MINTZ'S SEASON AND CAREER HIGHS

**Points:** 24, Pitt, Monmouth, 2022-23  
**FG Made:** 8, Virginia, Boston College, Northeastern, Colgate, 2022-23  
**FG Attempted:** 18, North Carolina, 2022-23  
**3-Point FGM:** 2, Duke, at Virginia Tech, Pitt, Colgate, 2022-23  
**3-Point FGA:** 6, Pitt, 2022-23  
**FT Made:** 11, Monmouth, 2022-23  
**FT Attempted:** 12, Pitt, Monmouth, 2022-23  
**Rebounds:** 5, at Miami, Pitt, Northeastern, 2022-23  
**Off. Rebounds:** 2, vs St. John's 2022-23  
**Def. Rebounds:** 5, Pitt, 2022-23  
**Assists:** 10, Georgetown, 2022-23  
**Steals:** 5, Pitt, Georgetown, 2022-23  
**Blocks:** 1, at Georgia Tech, vs St. John's, vs Richmond, Northeastern, 2022-23  
**Minutes:** 41, vs St. John's 2022-23

## 2022-23 MINTZ'S GAME-BY-GAME

Opponent	MP	FG	3PT	FT	REB	PF	A	T	B	S	TP
LEHIGH*	26	6-9	0-0	4-4	0	1	3	3	0	1	16
COLGATE*	37	8-16	2-4	2-3	4	4	2	2	0	2	20
NORTHEASTERN*	27	8-13	0-1	2-5	5	1	5	0	1	1	18
vs. Richmond*	38	7-16	0-1	2-2	1	1	4	0	1	3	16
vs. St. John's*	41	7-17	0-1	6-9	2	1	2	6	1	1	20
BRYANT*	9	2-7	0-1	3-3	0	3	1	3	0	1	7
at Illinois*	34	3-16	0-2	3-6	2	4	5	4	0	0	9
at Notre Dame*	38	4-10	0-3	1-2	2	3	2	0	0	3	9
OAKLAND*	22	4-8	0-2	2-2	2	0	5	0	0	1	10
GEORGETOWN*	31	3-9	0-1	10-11	1	4	10	1	0	5	16
MONMOUTH*	36	6-12	1-2	11-12	1	0	5	1	0	4	24
CORNELL*	31	6-16	0-3	2-2	2	0	4	3	0	3	14
PITTSBURGH*	34	7-17	2-6	8-12	5	2	4	2	0	5	24
BOSTON COLLEGE*	35	8-15	0-1	2-2	3	2	7	4	0	2	18
at Louisville*	40	7-15	0-1	2-2	3	4	4	4	0	2	16
at Virginia*	35	7-14	1-1	3-4	4	3	3	4	0	1	18
VIRGINIA TECH*	35	4-9	0-1	4-6	2	1	3	2	0	1	12
NOTRE DAME*	38	3-9	0-3	8-10	0	2	9	1	0	0	14
at Miami*	31	1-7	0-1	1-3	5	4	6	5	0	2	3
at Georgia Tech*	30	4-7	0-1	5-9	3	2	6	1	1	2	13
NORTH CAROLINA*	32	7-18	1-2	2-2	3	5	2	3	0	3	17
at Virginia Tech*	35	5-12	2-4	9-13	3	3	8	5	0	1	21
VIRGINIA*	36	8-13	0-3	4-7	4	2	1	2	0	2	20
at Boston College*	28	4-9	0-1	7-9	1	1	5	2	0	4	15
at Florida State*	34	6-12	0-1	4-5	0	1	6	2	0	1	16
NC STATE*	39	7-12	1-2	5-5	3	1	9	1	0	0	20
DUKE*	34	7-16	2-2	2-2	0	1	1	2	0	3	18
at Clemson											
at Pittsburgh											
GEORGIA TECH											
WAKE FOREST											

\*started



Rookie of the Week (December 12)  
 Rookie of the Week (December 19)  
 Rookie of the Week (January 2)  
 Co-Rookie of the Week (Feb. 13)

## MINTZ'S CAREER STATISTICS

Year	TOTAL					3-PTS			REBOUNDS														
	G	GS	FG	FGA	Pct	3FG	3FGA	Pct	FT	FTA	Pct	O	D	Tot	Avg	PF	FO	A	TO	Blk	Stl	Pts	Avg
2022-23	27	27	149	335	.445	12	51	.235	114	152	.750	9	52	61	2.3	56	1	122	63	4	54	424	15.7
<b>Total</b>	<b>27</b>	<b>27</b>	<b>149</b>	<b>335</b>	<b>.445</b>	<b>12</b>	<b>51</b>	<b>.235</b>	<b>114</b>	<b>152</b>	<b>.750</b>	<b>9</b>	<b>52</b>	<b>61</b>	<b>2.3</b>	<b>56</b>	<b>1</b>	<b>122</b>	<b>63</b>	<b>4</b>	<b>54</b>	<b>424</b>	<b>15.7</b>



## NCAA FRESHMAN SCORING

Includes games of Feb 20

Player, School	GP	PPG
1. Brandon Miller, Alabama	27	18.7
2. Nate Calmese, Lamar University	28	17.6
3. Keyonte George, Baylor	27	16.6
4. Brice Sensabaugh, Ohio St.	27	16.5
<b>5. Judah Mintz, Syracuse</b>	<b>27</b>	<b>15.7</b>
6. Gregory Jackson II, South Carolina	27	15.3
7. Aidan Mahaney, Saint Mary's (CA)	29	15.1
8. Kyle Filipowski, Duke	28	15.0
9. Gradey Dick, Kansas	28	14.9
10. Taylor Hendricks, UCF	26	14.8

## NCAA FRESHMAN ASSISTS

Includes games of Feb 20

Player, School	GP	APG
1. Tamin Lipsey, Iowa St.	26	4.77
2. Andrew King, Houston Christian	28	4.57
<b>3. Judah Mintz, Syracuse</b>	<b>27</b>	<b>4.519</b>
4. Braeden Smith, Colgate	29	4.517
5. Braden Smith, Purdue	28	4.25
6. Anthony Black, Arkansas	27	4.22
7. Jalen Hood-Schifino, Indiana	24	4.083
8. Cason Wallace, Kentucky	26	4.077
9. Jaden Clayton, Maine	26	4.04
10. Colin Porter, Liberty	29	4.03

## NCAA FRESHMAN STEALS

Includes games of Feb 20

Player, School	GP	SPG
1. Arturo Dean, FIU	27	2.48
<b>2. Judah Mintz, Syracuse</b>	<b>27</b>	<b>2.00</b>
Sincere Malone, Eastern Ill.	29	2.00
4. Anthony Black, Arkansas	27	1.963
5. Tamin Lipsey, Iowa St.	26	1.962
6. Cason Wallace, Kentucky	26	1.92
7. Jack Collins, Monmouth	29	1.90
8. Jaden Clayton, Maine	26	1.65
9. Deon Perry, Loyola Maryland	29	1.59
10. Justin Bailey, USC Upstate	27	1.56

## ACC BACKCOURT SCORING

Includes games of Feb 20

Player, School	GP	Points	Avg.	Total
1. Terquavion Smith, NC State	28	506	18.1	34.6
Jarkel Joiner, NC State	28	464	16.6	
2. Caleb Love, North Carolina	27	464	17.2	33.0
RJ Davis, North Carolina	27	426	15.8	
<b>3. Joseph Girard III, Syracuse</b>	<b>27</b>	<b>460</b>	<b>17.0</b>	<b>32.7</b>
<b>Judah Mintz, Syracuse</b>	<b>27</b>	<b>424</b>	<b>15.7</b>	
4. Tyree Appleby, Wake Forest	27	499	18.5	31.9
Damari Monsanto, Wake Forest	26	349	13.4	
5. Isaiah Wong, Miami	27	442	16.4	31.4
Jordan Miller, Miami	27	405	15.0	

## ACC STEALS

Includes games of Feb 20

Player, School	GP	SPG
<b>1. Judah Mintz, Syracuse</b>	<b>27</b>	<b>2.00</b>
2. Justyn Mutts, Virginia Tech	26	1.62
3. Terquavion Smith, NC State	28	1.61
4. Tyree Appleby, Wake Forest	27	1.59
5. Isaiah Wong, Miami	27	1.56
6. Makai Ashton-Langford, BC	26	1.50
Reece Beekman, Virginia	24	1.50
8. Leaky Black, North Carolina	27	1.48
9. Sean Pedulla, Virginia Tech	27	1.44
10. Caleb Mills, Florida St.	28	1.43

## SYRACUSE TOP 10 FRESHMAN GUARDS (1981-present)

Player	Year	G-GS	FG	3FG	FT	REB		A	TO	Stl	PTS
						Avg	Avg				
Jonny Flynn	2007-08	35-35	.459	.348	.775	2.7	5.3	2.7	1.5	15.7	
<b>Judah Mintz</b>	<b>2022-23</b>	<b>27-27</b>	<b>.445</b>	<b>.235</b>	<b>.750</b>	<b>2.3</b>	<b>4.5</b>	<b>2.3</b>	<b>2.0</b>	<b>15.7</b>	
Pearl Washington	1983-84	32-32	.544	-----	.662	2.6	6.2	3.5	2.4	14.4	
Gerry McNamara	2002-03	35-35	.401	.357	.909	2.3	4.4	2.4	2.2	13.3	
Tyler Ennis	2013-14	34-34	.411	.353	.765	3.4	5.5	1.7	2.1	12.9	
Joseph Girard	2019-20	32-30	.348	.324	.894	3.0	3.5	1.9	1.5	12.4	
Jason Hart	1996-97	32-32	.379	.329	.690	3.5	5.8	3.1	2.8	9.6	
Billy Edelin	2002-03	23-0	.548	.000	.676	3.4	2.5	2.3	1.0	9.0	
Brandon Triche	2009-10	35-35	.500	.400	.634	1.8	2.8	2.0	0.9	8.1	
Michael Edwards	1989-90	33-18	.424	.337	.750	1.1	5.1	2.5	0.9	6.2	

ranked by scoring average



# JUSTIN TAYLOR

Guard • 6-6 • 205 • Freshman  
Charlottesville, Va. • St. Anne's Bellfield  
IMG Academy (Fla.)

# 5

- Taylor tallied nine points (3-of-3 3-pointers) in a road victory at Boston College.
- Taylor knocked down a career-high four 3-pointers and finished with 12 points on the road at Virginia Tech.
- He contributed eight points, three boards, and a trio of assists at Miami.
- Taylor accumulated 10 points, two rebounds, and a block in the Dome win versus Virginia Tech.
- He grabbed a personal-best five rebounds at Illinois and Notre Dame.
- Taylor recorded a game-leading 25 points versus Bryant.

## TAYLOR'S SEASON AND CAREER HIGHS

**Points:** 25, Bryant, 2022-23  
**FG Made:** 6, Bryant, 2022-23  
**FG Attempted:** 9, at Virginia Tech, Bryant, 2022-23  
**3-Point FGM:** 4, at Virginia Tech, 2022-23  
**3-Point FGA:** 7, at Virginia Tech, 2022-23  
**FT Made:** 10, Bryant, 2022-23  
**FT Attempted:** 13, Bryant, 2022-23  
**Rebounds:** 5, at Notre Dame, at Illinois, 2022-23  
**Off. Rebounds:** 1, at Miami, Bryant, Northeastern, Lehigh, 2022-23  
**Def. Rebounds:** 5, at Notre Dame, at Illinois, 2022-23  
**Assists:** 3, at Miami, 2022-23  
**Steals:** 3, Lehigh, 2022-23  
**Blocks:** 1, Virginia, Virginia Tech, at Virginia, Oakland, Northeastern, 2022-23  
**Minutes:** 31, Virginia, 2022-23

## 2022-23 TAYLOR'S GAME-BY-GAME

Opponent	MP	FG	3PT	FT	REB	PF	A	T	B	S	TP
LEHIGH	21	1-7	0-1	0-0	4	1	0	0	0	3	2
COLGATE	6	0-2	0-2	0-0	0	0	0	0	0	0	0
NORTHEASTERN	14	2-4	1-2	0-0	3	0	1	0	1	1	5
vs. Richmond	12	0-1	0-0	0-0	1	0	1	0	0	0	0
vs. St. John's	DNP										
BRYANT	26	6-9	3-6	10-13	3	4	0	2	0	0	25
at Illinois	23	2-7	2-4	0-0	5	0	1	1	0	0	6
at Notre Dame	30	2-5	1-3	0-0	5	2	2	0	0	1	5
OAKLAND	24	2-3	1-2	0-0	4	0	0	0	1	1	5
GEORGETOWN	17	0-3	0-2	0-0	0	1	1	0	0	1	0
MONMOUTH	2	0-0	0-0	0-0	0	0	1	0	0	0	0
CORNELL	7	0-0	0-0	0-0	0	0	1	0	0	0	0
PITTSBURGH	15	2-5	0-2	1-1	0	0	1	0	0	0	5
BOSTON COLLEGE	19	2-3	2-2	0-0	2	2	0	0	0	1	6
at Louisville	21	1-3	1-3	0-0	1	0	1	0	0	2	3
at Virginia	23	3-7	0-2	1-2	2	1	2	1	1	2	7
VIRGINIA TECH	29	3-6	2-3	2-2	2	2	0	0	1	0	10
NOTRE DAME	12	2-5	1-2	0-0	2	0	1	0	0	0	5
at Miami	18	2-4	2-3	2-2	3	5	3	0	0	1	8
at Georgia Tech	5	0-0	0-0	0-0	0	0	0	0	0	1	0
NORTH CAROLINA	3	0-0	0-0	0-0	0	0	0	0	0	0	0
at Virginia Tech	26	4-9	4-7	0-0	2	1	0	0	0	0	12
VIRGINIA	31	2-6	1-5	0-0	2	2	0	3	1	1	5
at Boston College	26	3-5	3-3	0-0	2	1	0	0	0	0	9
at Florida State	6	0-1	0-1	0-1	1	1	1	0	0	0	0
NC STATE	6	0-1	0-1	0-0	0	0	0	0	0	1	0
DUKE	20	0-5	0-2	0-0	4	0	2	0	0	1	0
at Clemson											
at Pittsburgh											
GEORGIA TECH											
WAKE FOREST											

\*started

## TAYLOR'S CAREER STATISTICS

Year	TOTAL					3-PTS			FT			REBOUNDS				PF		A		TO		Blk	Stl	Pts	Avg
	G	GS	FG	FGA	Pct	3FG	3FGA	Pct	FT	FTA	Pct	O	D	Tot	Avg	PF	FO	A	TO						
2022-23	26	0	39	101	.386	24	58	.414	16	21	.762	5	43	48	1.8	23	1	19	7	5	17	118	4.5		
<b>Total</b>	<b>26</b>	<b>0</b>	<b>39</b>	<b>101</b>	<b>.386</b>	<b>24</b>	<b>58</b>	<b>.414</b>	<b>16</b>	<b>21</b>	<b>.762</b>	<b>5</b>	<b>43</b>	<b>48</b>	<b>1.8</b>	<b>23</b>	<b>1</b>	<b>19</b>	<b>7</b>	<b>5</b>	<b>17</b>	<b>118</b>	<b>4.5</b>		

2003 NCAA CHAMPIONS

@CUSE\_MBB



# SYMIR TORRENCE

Guard • 6-3 • 195 • Senior

Syracuse, N.Y. • Syracuse Academy of Science/  
Vermont Academy • Marquette

10

- At Virginia Tech, Torrence gathered eight points, five rebounds and two steals in 15 minutes on the hardwood.
- He matched a career-high with two steals against Virginia Tech, Bryant, and Colgate.
- He contributed a season-high five assists versus Virginia and Oakland.
- Torrence had a personal-best 12-point outing in 13 minutes of action in the win against Oakland.
- Torrence tallied 10 points in the season-opening victory versus Lehigh.
- He made his initial Syracuse start against Duke in the 2021-22 ACC Tournament.

## TORRENCE'S SEASON HIGHS

**Points:** 12, Oakland, 2022-23  
**FG Made:** 5, Oakland, 2022-23  
**FG Attempted:** 8, Colgate, 2022-23  
**3-Point FGM:** 2, Oakland, 2022-23  
**3-Point FGA:** 3, Oakland, Colgate, 2022-23  
**FT Made:** 3, Lehigh, 2022-23  
**FT Attempted:** 3, Lehigh, 2022-23  
**Rebounds:** 6, Lehigh, 2022-23  
**Off. Rebounds:** 2, at Virginia Tech, 2022-23  
**Def. Rebounds:** 6, Lehigh, 2022-23  
**Assists:** 5, at Virginia, Oakland, 2022-23  
**Steals:** 2, at Virginia Tech, Bryant, Colgate, 2022-23  
**Blocks:** 1, at Illinois, 2022-23  
**Minutes:** 25, Colgate, 2022-23

## TORRENCE'S CAREER HIGHS \*From Marquette

**Points:** 12, Oakland, 2022-23  
**FG Made:** 5, Oakland, 2022-23  
**FG Attempted:** 9 vs. Duke (ACCT), 2021-22  
**3-Point FGM\*:** 3, Central Arkansas, 2019-20  
**3-Point FGA\*:** 5, DePaul, 2020-21  
**FT Made\*:** 4, Eastern Illinois, 2020-21  
**FT Attempted\*:** 6, Eastern Illinois, 2020-21  
**Rebounds\*:** 7, Arkansas-Pine Bluff, 2020-21  
**Off. Rebounds:** 4 vs. Duke (ACCT), 2021-22  
**Def. Rebounds\*:** 7, Arkansas-Pine Bluff, 2020-21  
**Assists:** 11 vs. Duke (ACCT), 2021-22  
**Steals\*:** 2, at Virginia Tech, Bryant, Colgate, 2022-23, vs. Florida State (ACCT), 2021-22; Central Arkansas, 2019-20  
**Blocks:** 1, at Illinois, 2022-23; vs. Villanova, Cornell, 2021-22; vs. Arkansas-Pine Bluff, 2020-21  
**Minutes:** 40 vs. Duke (ACCT), 2021-22

## 2022-23 TORRENCE'S GAME-BY-GAME

Opponent	MP	FG	3PT	FT	REB	PF	A	T	B	S	TP
LEHIGH	22	3-4	1-2	3-3	6	1	3	2	0	0	10
COLGATE	25	2-8	1-3	0-0	4	0	4	2	0	2	5
NORTHEASTERN	20	0-1	0-0	0-0	0	0	2	3	0	1	0
vs. Richmond	10	0-0	0-0	0-0	0	0	1	1	0	1	0
vs. St. John's	13	0-3	0-0	0-0	2	0	1	0	0	0	0
BRYANT	20	3-6	0-2	1-1	3	1	3	2	0	2	7
at Illinois	13	0-0	0-0	0-0	1	2	1	1	1	0	0
at Notre Dame	4	0-1	0-0	0-0	0	0	1	0	0	0	0
OAKLAND	13	5-6	2-3	0-0	2	1	5	1	0	1	12
GEORGETOWN	12	1-1	0-0	0-0	1	0	3	0	0	1	2
MONMOUTH	6	0-0	0-0	2-2	1	0	0	1	0	0	2
CORNELL	13	1-2	1-1	0-0	3	2	1	0	0	0	3
PITTSBURGH	13	2-3	0-1	0-2	0	0	0	0	0	0	4
BOSTON COLLEGE	6	1-2	0-0	0-0	0	0	0	0	0	1	2
at Louisville	DNP										
at Virginia	12	0-0	0-0	0-0	1	1	5	0	0	0	0
VIRGINIA TECH	8	2-2	1-1	0-0	1	0	1	1	0	1	5
NOTRE DAME	4	0-0	0-0	0-0	0	1	0	0	0	0	0
at Miami	11	0-0	0-0	2-2	2	1	1	0	0	0	2
at Georgia Tech	10	1-2	0-0	0-0	1	0	1	2	0	0	2
NORTH CAROLINA	13	1-1	0-0	0-0	2	0	3	0	0	0	2
at Virginia Tech	15	3-3	0-0	2-2	5	1	1	1	0	2	8
VIRGINIA	8	1-1	0-0	0-0	1	1	2	0	0	1	2
at Boston College	17	1-2	0-0	0-0	1	0	2	1	0	1	2
at Florida State	8	0-0	0-0	0-0	0	2	1	2	0	0	0
NC STATE	4	0-2	0-0	0-0	0	0	0	1	0	0	0
DUKE	8	0-3	0-1	0-0	1	1	1	1	0	0	0
at Clemson											
at Pittsburgh											
GEORGIA TECH											
WAKE FOREST											

\*started

## TORRENCE'S CAREER vs CLEMSON

Date	TOTAL											3-PTS				REBOUNDS				PF FO A TO Blk Stl Pts Avg			
	G	GS	FG	FGA	Pct	3FG	3FGA	Pct	FT	FTA	Pct	O	D	Tot	Avg	PF	FO	A	TO	Blk	Stl	Pts	Avg
1/18/2022	1	0	2	3	.667	0	1	.000	0	0	.000	0	1	1	1.0	0	0	2	0	0	0	4	4.0
<b>Total</b>	<b>1</b>	<b>0</b>	<b>2</b>	<b>3</b>	<b>.667</b>	<b>0</b>	<b>1</b>	<b>.000</b>	<b>0</b>	<b>0</b>	<b>.000</b>	<b>0</b>	<b>1</b>	<b>1</b>	<b>1.0</b>	<b>0</b>	<b>0</b>	<b>2</b>	<b>0</b>	<b>0</b>	<b>0</b>	<b>4</b>	<b>4.0</b>

## TORRENCE'S CAREER STATISTICS

Year	TOTAL											3-PTS				REBOUNDS				PF FO A TO Blk Stl Pts Avg			
	G	GS	FG	FGA	Pct	3FG	3FGA	Pct	FT	FTA	Pct	O	D	Tot	Avg	PF	FO	A	TO	Blk	Stl	Pts	Avg
2019-20*	28	0	16	39	.410	9	24	.375	8	11	.727	1	35	36	1.3	27	0	45	20	0	7	49	1.8
2020-21*	24	3	19	61	.311	5	36	.139	14	21	.667	1	32	33	1.4	19	0	37	21	1	7	57	2.4
2021-22	30	1	32	77	.416	3	8	.375	10	20	.500	12	35	47	1.6	21	0	88	26	2	13	77	2.6
2022-23	26	0	27	53	.509	6	14	.429	10	12	.833	6	32	38	1.5	15	0	43	22	1	14	70	2.7
<b>Total</b>	<b>108</b>	<b>4</b>	<b>94</b>	<b>230</b>	<b>.409</b>	<b>23</b>	<b>82</b>	<b>.280</b>	<b>42</b>	<b>64</b>	<b>.656</b>	<b>20</b>	<b>134</b>	<b>154</b>	<b>1.4</b>	<b>82</b>	<b>0</b>	<b>213</b>	<b>89</b>	<b>4</b>	<b>41</b>	<b>253</b>	<b>2.3</b>

\*From Marquette



# BENNY WILLIAMS

Forward • 6-8 • 208 • Sophomore  
Bowie, Md. • St. Andrew's Episcopal (Md.)  
IMG Academy (Fla.)

# 13

- Williams has started 20 out of 27 contests this season.
- He posted his second career double-double against Boston College with 16 points and a career-best 11 rebounds.
- He locked in back-to-back 13-point performances in wins against Georgetown and Monmouth.
- Williams dished out six assists in the win versus Oakland, a career-high effort.
- He collared 11 points and 10 rebounds against St. John's.
- He produced a career-high 17 points against Colgate.

## WILLIAMS' SEASON HIGHS

**Points:** 17, Colgate, 2022-23  
**FG Made:** 6, Boston College, Georgetown, Colgate, 2022-23  
**FG Attempted:** 13, Colgate, 2022-23  
**3-Point FGM:** 2, at Miami, Boston College, 2022-23  
**3-Point FGA:** 3, at Miami, vs St. John's, Colgate, 2022-23  
**FT Made:** 4, Colgate, 2022-23  
**FT Attempted:** 4, at Louisville, at Illinois, Colgate, 2022-23  
**Rebounds:** 11, Boston College, 2022-23  
**Off. Rebounds:** 5, Boston College, 2022-23  
**Def. Rebounds:** 7, Northeastern, 2022-23  
**Assists:** 6, vs Oakland, 2022-23  
**Steals:** 4, vs Richmond, 2022-23  
**Blocks:** 3, Boston College, 2022-23  
**Minutes:** 45, vs St. John's, 2022-23

## WILLIAMS' CAREER HIGHS

**Points:** 17, Colgate, 2022-23  
**FG Made:** 6, Boston College, Georgetown, Colgate, 2022-23  
**FG Attempted:** 13, Colgate, 2022-23  
**3-Point FGM:** 2, at Miami, Boston College, 2022-23  
**3-Point FGA:** 3, at Miami, St. John's, Colgate, 2022-23  
**FT Made:** 4, Colgate 2022-23; Duke, 2021-22  
**FT Attempted:** 4, at Louisville, at Illinois, Colgate, 2022-23; Louisville, Duke, 2021-22  
**Rebounds:** 11, Boston College, 2022-23  
**Off. Rebounds:** 5, Boston College, 2022-23  
**Def. Rebounds:** 7, Northeastern, 2022-23  
**Assists:** 6, Oakland, 2022-23  
**Steals:** 4, vs Richmond, 2022-23  
**Blocks:** 3, Boston College, 2022-23  
**Minutes:** 45, vs St. John's, 2022-23

## 2022-23 WILLIAMS' GAME-BY-GAME

Opponent	MP	FG	3PT	FT	REB	PF	A	T	B	S	TP
LEHIGH*	23	1-4	0-1	0-2	3	1	0	2	0	0	2
COLGATE*	38	6-13	1-3	4-4	8	2	1	3	1	1	17
NORTHEASTERN*	25	3-8	0-0	1-2	7	4	0	1	0	3	7
vs. Richmond*	40	2-6	0-1	0-0	3	4	1	1	0	4	4
vs. St. John's*	45	5-10	1-3	0-0	10	2	4	1	1	1	11
BRYANT*	8	0-1	0-0	0-0	0	0	0	0	0	1	0
at Illinois*	30	2-6	1-2	3-4	5	6	0	1	0	0	8
at Notre Dame*	22	1-4	0-1	0-0	0	0	2	0	0	0	2
OAKLAND*	26	4-9	0-1	1-2	6	2	6	0	0	0	9
GEORGETOWN*	22	6-10	0-0	1-1	4	0	0	0	0	1	13
MONMOUTH*	24	5-10	1-1	2-2	5	0	1	0	0	0	13
CORNELL*	36	5-9	1-2	1-2	5	0	2	3	1	2	12
PITTSBURGH*	13	1-5	0-0	1-1	0	0	0	0	0	0	3
BOSTON COLLEGE*	27	6-11	2-2	2-2	11	0	1	3	3	1	16
at Louisville*	28	0-3	0-1	3-4	3	2	1	1	0	0	3
at Virginia	DNP										
VIRGINIA TECH*	8	0-1	0-1	1-2	2	0	0	1	1	0	1
NOTRE DAME*	11	2-4	1-1	0-0	3	0	1	1	0	0	5
at Miami*	31	5-10	2-3	0-0	5	1	1	1	0	0	12
at Georgia Tech*	8	0-3	0-1	1-2	3	0	0	0	0	0	1
NORTH CAROLINA*	20	2-5	0-2	0-1	2	3	0	0	1	0	4
at Virginia Tech	8	0-1	0-1	0-0	1	0	0	2	0	0	0
VIRGINIA	DNP										
at Boston College	7	1-2	0-1	0-0	0	0	0	0	0	0	2
at Florida State	18	1-3	0-2	0-0	3	2	0	2	0	2	2
NC STATE	3	1-1	0-0	0-0	1	1	0	0	0	0	2
DUKE	14	2-5	0-2	0-0	2	0	0	0	0	0	4
at Clemson											
at Pittsburgh											
GEORGIA TECH											
WAKE FOREST											

\*started

## WILLIAMS' CAREER vs CLEMSON

Date	TOTAL					3-PTS			REBOUNDS			PF FO		A TO			Blk	Stl	Pts	Avg			
	G	GS	FG	FGA	Pct	3FG	3FGA	Pct	FT	FTA	Pct	O	D	Tot	Avg	PF					FO	A	TO
1/18/2022	1	0	0	1	.000	0	0	.000	0	0	.000	0	1	1	1.0	0	0	0	0	1	0	0	0.0
<b>Total</b>	<b>1</b>	<b>0</b>	<b>0</b>	<b>1</b>	<b>.000</b>	<b>0</b>	<b>0</b>	<b>.000</b>	<b>0</b>	<b>0</b>	<b>.000</b>	<b>0</b>	<b>1</b>	<b>1</b>	<b>1.0</b>	<b>0</b>	<b>0</b>	<b>0</b>	<b>0</b>	<b>1</b>	<b>0</b>	<b>0</b>	<b>0.0</b>

## WILLIAMS' CAREER STATISTICS

Year	TOTAL					3-PTS			REBOUNDS			PF FO		A TO			Blk	Stl	Pts	Avg			
	G	GS	FG	FGA	Pct	3FG	3FGA	Pct	FT	FTA	Pct	O	D	Tot	Avg	PF					FO	A	TO
2021-22	29	0	21	62	.339	1	11	.091	13	21	.619	12	30	42	1.4	24	0	6	17	7	12	56	1.9
2022-23	25	20	61	144	.424	10	32	.313	21	31	.677	26	66	92	3.7	30	1	21	23	8	16	153	6.1
<b>Total</b>	<b>54</b>	<b>20</b>	<b>82</b>	<b>206</b>	<b>.398</b>	<b>11</b>	<b>43</b>	<b>.256</b>	<b>34</b>	<b>52</b>	<b>.654</b>	<b>38</b>	<b>96</b>	<b>134</b>	<b>2.5</b>	<b>54</b>	<b>1</b>	<b>27</b>	<b>40</b>	<b>15</b>	<b>28</b>	<b>209</b>	<b>3.9</b>

## 2022-23 RECORD BREAKDOWN

Record	Overall	ACC	ACCT	NCAA
SU overall	16-11	9-7		
SU at home	10-6	4-4		
SU on the road	5-4	5-3		
SU at neutral sites	1-1			
SU in overtime	1-1			
After a loss	6-4	5-2		
SU scores first	9-2	4-0		
Opponent scores first	7-9	4-7		
Halftime	Overall	ACC	ACCT	NCAA
SU led at the half	11-2	6-1		
SU trailed at the half	3-9	3-6		
Tied at the half	2-0			
Rebounding	Overall	ACC	ACCT	NCAA
SU outrebounded Opp.	10-3	5-2		
SU was outrebounded	5-8	3-5		
Rebounds were equal	1-0	1-0		
SU 36-or-more rebounds	7-6	3-2		
SU 35-or-less rebounds	9-5	5-5		
SU 21-or-more def rebounds	14-6	9-2		
SU 20-or-less def. rebounds	2-5	0-5		
SU 11-or-more off. rebounds	4-6	2-2		
SU 10-or-less off. rebounds	12-5	7-5		
Field Goal Percentage	Overall	ACC	ACCT	NCAA
SU shot 50-60% FG	9-2	4-2		
SU shot 40-50% FG	7-6	6-4		
SU shot 30-40% FG	0-2	0-1		
SU shot 20-30% FG	0-1			
Opp. shot 50-60% FG	0-1	0-1		
Opp. shot 40-50% FG	9-8	8-5		
Opp. shot 30-40% FG	7-1	1-0		
Opp. shot 20-30% FG				
SU outshot Opp. FG%	15-3	8-3		
Opp. outshot SU FG%	1-6	1-3		
FG% was equal	0-1			
3-Point FG	Overall	ACC	ACCT	NCAA
SU 10-or-more 3-pointers				
SU 9-or-less 3-pointers	16-11	9-7		
SU made more 3-pointers	3-1	2-1		
Opp. made more 3-pointers	13-10	7-6		
3-pointers made were equal				
Free Throw Percentage	Overall	ACC	ACCT	NCAA
SU outshot Opp. FT%	11-4	6-2		
Opp. outshot SU FT%	5-7	3-5		
FT% was equal				
SU shot more FT	12-5	6-4		
Opp. shot more FT	3-6	2-3		
Free throws shot were equal				
Scoring	Overall	ACC	ACCT	NCAA
SU scored 90-99 pts.	2-0			
SU scored 80-89 pts.	4-1	2-1		
SU scored 70-79 pts.	9-4	6-2		
SU scored 60-69 pts.	1-4	1-3		
SU scored 50-59 pts.	0-1	0-1		
SU scored 40-49 pts.	0-1			
Opp. scored 90-99 pts.				
Opp. scored 80-89 pts.	0-4	0-3		
Opp. scored 70-79 pts.	6-6	3-3		
Opp. scored 60-69 pts.	9-1	6-1		
Opp. scored 50-59 pts.				
Opp. scored 40-49 pts.	1-0			
By Uniform	Overall	ACC	ACCT	NCAA
White	10-5	4-3		
Orange	6-6	5-4		

Turnovers	Overall	ACC	ACCT	NCAA
SU 10-or-less turnovers	8-2	5-2		
SU 11-20 turnovers	8-9	4-5		
SU 21-or-more turnovers				
Opp. 10-or-less turnovers	2-3	2-2		
Opp. 11-20 turnovers	13-8	6-5		
Opp. 21-or-more turnovers	1-0	1-0		
SU Players' Scoring	Overall	ACC	ACCT	NCAA
Five in double digits	5-0	2-0		
Four in double digits	7-2	4-0		
Three in double digits	3-6	2-5		
Two in double digits	1-2	1-2		
One in double digits				
None in double digits	0-1			
Three with 20-or-more points				
Two with 20-or-more points	1-1	1-1		
One with 20-or-more points	10-7	7-4		
One with 30-or-more points	1-0			
By Month	Overall	ACC	ACCT	NCAA
November	3-4			
December	6-1	2-1		
January	4-5	4-5		
February	3-1	3-1		
March				
By Day	Overall	ACC	ACCT	NCAA
Monday	3-2	0-2		
Tuesday	3-5	2-2		
Wednesday	2-0	2-0		
Thursday				
Friday				
Saturday	8-4	5-3		
Sunday				
By Live Television	Overall	ACC	ACCT	NCAA
ABC	1-0			
ESPN	0-4	0-3		
ESPN2	2-1	1-0		
ESPNU	1-1	1-1		
ESPN News	1-0	1-0		
ACC Network	7-3	4-3		
ACC Regional Sports Network	2-1	2-0		
ACC Network Extra	2-1			
By Conference	Overall			
America East (Bryant)	0-1			
ACC (at Florida State, at Boston College, Virginia, at Virginia Tech, North Carolina, at Georgia Tech, at Miami, Notre Dame, Virginia Tech, at Virginia, Louisville, Boston College, Pittsburgh, at Notre Dame)	9-7			
Atlantic 10 (vs. Richmond)	1-0			
BIG EAST (Georgetown, vs. St. John's)	1-1			
Big Ten (at Illinois)	0-1			
Colonial (Monmouth, Northeastern)	2-0			
Horizon (Oakland)	1-0			
Ivy League (Cornell)	1-0			
Patriot (Lehigh, Colgate)	1-1			
Games Decided By ...	Overall	ACC	ACCT	NCAA
1-5 points	5-5	4-4		
6-10 points	3-2	3-1		
11-15 points	3-2	1-1		
16 or more points	5-2	1-1		
By Starting Lineup	Overall	ACC	ACCT	NCAA
Girard III, Mintz, Edwards, Bell, Brown	3-3	3-3		
Girard III, Mintz, Edwards, Bell, Williams	13-7	6-3		
Girard III, Mintz, Edwards, Ajak, Bell	0-1	0-1		

## TEAM HIGHS AND LOWS

## Syracuse Highs

Points	95	Oakland
Points – First Half	45	Georgetown
	45	Oakland
Points – Second Half	50	Oakland
Overtime	11	vs. Richmond
Field Goals Made	42	Oakland
Field Goal Attempts	72	Oakland
Field Goal %	.583 (42-72)	Oakland
3-Point FG Made	8	North Carolina
	8	Notre Dame
	8	Virginia Tech
	8	at Virginia
	8	Monmouth
	8	Oakland
	8	Colgate
3-Point FG Attempts	25	Colgate
3-Point FG %	.571 (8-of-14)	at Virginia
Free Throws Made	24	Lehigh
Free Throws Attempted	31	Lehigh
Free Throw %	.952 (20-of-21)	Georgetown
Offensive Rebounds	16	at Miami
Defensive Rebounds	35	Oakland
Rebounds	44	Oakland
Assists	27	Oakland
Steals	11	Virginia
Blocked Shots	9	Pittsburgh
Blocked Shots -- Overtime	9	vs. St. John's;
	9	vs. Richmond
Turnovers	17	at Illinois
Fouls	23	Bryant

## Opponent Highs

Points	85	at Virginia Tech
Points – First Half	52	at Virginia Tech
Points – Second Half	48	at Miami
Points -- Overtime	11	vs. St. John's
Field Goals Made	32	at Virginia Tech
Field Goal Attempts	76	Cornell
Field Goal %	.545 (30-of-55)	Duke
3-Point FG Made	*19	Colgate
3-Point FG Attempts	48	Cornell
3-Point FG %	.500 (13-of-26)	Colgate
Free Throws Made	25	at Miami
Free Throws Attempted	28	at Miami
Free Throw %	.893 (25-of-28)	at Miami
Offensive Rebounds	22	Cornell
Defensive Rebounds	30	Pittsburgh
Defensive Rebounds -- Overtime	30	St. John's
Rebounds	46	at Illinois
Rebounds -- Overtime	47	St. John's
Assists	26	at Virginia Tech
Steals	11	at Virginia
Blocked Shots	6	at Virginia
	6	at Illinois
Turnovers	21	at Louisville
Fouls	26	Monmouth

\*tied Syracuse opponent record

## Syracuse Lows

Points	44	at Illinois
Points – First Half	23	at Illinois
Points – Second Half	21	at Illinois
Overtime	4	vs. St. John's
Field Goals Made	15	at Illinois
Field Goal Attempts	48	Virginia
Field Goal %	.278 (15-of-54)	at Illinois
3-Point FG Made	3	Virginia
	3	Georgetown
3-Point FG Made -- Overtime	3	vs. St. John's
3-Point FG Attempts	12	Lehigh
3-Point FG %	.167 (3-of-18)	at Notre Dame
3-Point FG % -- Overtime	.188 (3-of-16)	vs. St. John's
Free Throws Made	2	North Carolina
Free Throws Attempted	3	North Carolina
Free Throw %	.429 (3-of-7)	Oakland
Offensive Rebounds	5	North Carolina
	5	at Notre Dame
Defensive Rebounds	15	Duke
Rebounds	25	Virginia
		Duke
Assists	7	Duke
Steals	1	Notre Dame
Blocked Shots	0	at Miami
	0	at Notre Dame
Turnovers	4	at Notre Dame
Turnovers -- overtime	6	Richmond
Fouls	6	Monmouth

## Opponent Lows

Points	48	Northeastern
Points – First Half	25	Northeastern
Points – Second Half	23	Northeastern
Points -- Overtime	8	vs. Richmond
Field Goals Made	23	Virginia
	23	Boston College
	23	at Notre Dame
Field Goal Attempts	50	Virginia
Field Goal %	.328 (19-58)	Northeastern
3-Point FG Made	3	Virginia Tech
3-Point FG Attempts	12	Lehigh
3-Point FG %	.158 (3-of-19)	Virginia Tech
Free Throws Made	0	Cornell
Free Throws Attempted	2	Cornell
Free Throw %	.000 (0-of-2)	Cornell
Offensive Rebounds	6	North Carolina
Defensive Rebounds	18	Virginia
	18	Lehigh
Rebounds	26	Lehigh
Assists	11	at Illinois
Steals	3	Georgia Tech
Blocked Shots	0	Northeastern
Blocked Shots -- Overtime	0	Richmond
Turnovers	5	Notre Dame
Fouls	6	at Notre Dame

## SYRACUSE INDIVIDUAL HIGHS

**Games Played:**

27 Bell, Edwards, Girard, Mintz

**Games Started:**

27 Bell, Edwards, Girard, Mintz

**Points in a Half:**

21 Girard (1st) vs. Richmond

**Game Points:**

28 Girard at Georgia Tech, at Louisville

**Game Points -- overtime:**

31 Girard vs. Richmond

**Minutes Played:**

40 Girard (2) at Georgia Tech, at Louisville ; Brown, Virginia;  
Edwards at Notre Dame, NC State; Mintz at Louisville

**Minutes Played -- Overtime:**

45 Williams vs. St. John's

**Game FG Attempted:**

21 Girard at Georgia Tech, at Miami

**Game FG Attempted -- Overtime :**

24 Girard vs. Richmond

**Game FG Made:**

12 Edwards at Boston College

**Game FG Made -- Overtime:**

12 Girard vs. Richmond

**Game FG Percentage (min. 6 made)**

.889 (8-9) - Brown at Georgia Tech

**Game FT Attempted:**

13 Mintz at Virginia Tech; Taylor, Bryant

**Game FT Made:**

11 Mintz, Monmouth

**Game FT Percentage (min. 7 made):**

1.000 (9-9) - Girard, Cornell

**Game 3 pt. FG Attempted:**

12 Girard, Colgate

**Game 3 pt. FG Made:**

6 Girard at Georgia Tech

**Game 3 pt. FG Percentage (min. 4 made)**

.667 (4-6) - Girard, Lehigh

**Game Rebounds:**

21 Edwards, Bryant

**Game Assists:**

10 Mintz, Georgetown

**Game Steals:**

5 Mintz (2), Pittsburgh, Georgetown

**Blocked Shots:**

6 Edwards, Pittsburgh

**Blocked Shots -- overtime:**

7 Hima, vs. St. John's

**Turnovers**

6 Girard, vs. North Carolina

**Turnovers -- Overtime**

6 Mintz, vs. St. John's

**Game Fouls:**

5 Edwards (4), Virginia, North Carolina, Pittsburgh, at Illinois,  
Bryant; Mintz (1), North Carolina; Taylor (1) at Miami;  
Williams (1) at Illinois

**Led SU in Scoring:**

Girard (13<sup>1</sup> tied), Mintz (8<sup>1</sup> tied), Edwards (6<sup>2</sup> tied), Bell (1), Taylor (1)

**Double-Figure Scoring Games:**

Mintz (23), Edwards (21), Girard (11), Bell (8), Brown (8), Williams  
(6), Taylor (3), Torrence (2), Copeland (1)

**20-29-point Games:**

Girard (9), Mintz (7), Edwards (5), Taylor (1)

**30-39-point Games:**

Girard (1)

**Scored First:**

Edwards (7), Bell (6), Mintz (5), Girard (4), Williams (3), Brown (2)

**Led SU in Rebounding:**

Edwards (20<sup>6</sup> tied), Brown (6<sup>5</sup> tied), Williams (4<sup>2</sup> tied)

**Double-Figure Rebounding Games:**

Edwards (13), Williams (2), Brown (1)

**Double-Doubles:**

Edwards (11), Williams (2), Brown (1)

**Led SU in Assists:**

Mintz (15<sup>3</sup> tied), Girard (8<sup>4</sup> tied), Ajak (2), Edwards (2<sup>1</sup> tied), Torrence  
(2), Williams (2<sup>2</sup> tied), Copeland (1<sup>1</sup> tied), Brown (1<sup>1</sup> tied), Taylor (1<sup>1</sup> tied)

**Double-Figure Assist Games:**

Mintz (1)

**Largest Lead:**

42, (93-51), Oakland

**Largest Margin of Victory:**

29 (95-66), Oakland

**Largest Deficit:**

29 (73-44), Colgate

**Largest Margin of Defeat:**

22 (77-55) Duke

**Deficit Overcome in a Win:**

12 (59-47), Notre Dame

**Largest Lead in a Loss:**

11 (19-8), vs. St. John's; 11 (55-44), at Miami

**Largest Halftime Lead:**

21 (45-24), Oakland

**Largest Halftime Deficit:**

19 (52-33) at Virginia Tech



GAME BY GAME STATISTICS

Table with columns: Opponent, Score, TOTAL (FG-FGA, Pct), 3-PTS (3FG-FGA, Pct), FT-FTA, Pct, REBOUNDS (Off-Def, Tot), PF, A, TO, Blk, Stl. Includes rows for various opponents like Syracuse, Lehigh, Colgate, etc., and summary rows for SYRACUSE TOTALS and OPPONENT TOTALS.



# THE LAST TIME THAT -- INDIVIDUAL

## Syracuse Individual

Scored 40 or more points:	Andrew White III, 40, Ga. Tech, 3/4/2017
Scored 40 or more points (OT):	John Gillon, 43, at NC State, 2/1/2017
Scored 30 or more points:	Buddy Boeheim, 30, Miami, 3/5/2022
<b>Scored 30 or more points (OT):</b>	<b>Joseph Girard, 31, vs. Richmond, 11/21/2022</b>
Made 15 FGs:	Lawrence Moten, 15 at Villanova, 2/14/1995
<b>Made 11 FGs:</b>	<b>Jesse Edwards, 12 at Boston College, 2/4/2023</b>
<b>Made 10 FGs (OT):</b>	<b>Joseph Girard III, 12 vs. Richmond, 11/21/2022</b>
Made 9 3PT FGs:	Trevor Cooney, 9, Notre Dame, 1/30/2012
Made 9 3PT FGs (OT):	John Gillon, 9, at NC State, 2/1/2017
Made 8 3PT FGs:	Andrew White III, 8, Georgia Tech, 3/4/2017
Made 7 3PT FGs:	Joe Girard III, 7 at Miami, 1/5/2022
Made 7 3PT FGs (OT):	Cole Swider, 7 at N. Carolina, 2/28/2022
Made 17+ FTs:	Hakim Warrick, 18 vs. Rhode Island, 11/30/2003
Made 15+ FTs:	Oshae Brissett, 16, Buffalo, 12/19/2017
Made 15+ FTs (OT):	Jonny Flynn, 16 vs. Conn. (BET), 3/12/2009
<b>Made 10+ FTs:</b>	<b>Joseph Girard III, 10 at Louisville, 1/3/2023</b>
Made 10+ FTs (OT):	Tyus Battle, 10 at Florida State, 1/13/2018
Had 30+ rebounds:	Frank Reddout, 34 vs. Temple, 2/9/1952
Had 25+ rebounds:	Dave Bing, 25 vs Cornell, 2/8/1966
<b>Had 20+ rebounds:</b>	<b>Jesse Edwards, 21, Bryant, 11/26/2022</b>
<b>Had 15+ rebounds:</b>	<b>Jesse Edwards, 15, Notre Dame, 1/14/2023</b>
Had 15+ rebounds (OT)	Paschal Chukwu, 18 at Duke, 1/14/2019
Had 12+ offensive rebounds:	Tyler Roberson, at Duke, 1/18/2016
Had 10+ offensive rebounds:	Cole Swider, vs. Villanova, 12/7/2021
Had 15+ defensive rebounds:	Rick Jackson, Providence, 12/28/2010
<b>Had 10+ defensive rebounds:</b>	<b>Jesse Edwards, 11, Notre Dame, 11/14/2023</b>
Had 15+ assists:	Michael Carter-Williams, 16, Monmouth, 12/8/2012
Had 10+ assists:	Symir Torrence, 11 vs Duke (ACCT), 2/2/2022
Had 10+ assists (OT):	Kaleb Joseph, 12/20/2014 at Villanova
Had consecutive 10+ assist games:	John Gillon (11, Miami, 1/4/2017; 11, Pittsburgh, 1/7/2017)
Had 8+ blocks:	Paschal Chukwu, 8, Buffalo, 12/19/2017
<b>Had 5+ blocks</b>	<b>Jesse Edwards, 5, North Carolina, 1/24/2023</b>
<b>Had 5+ blocks (OT):</b>	<b>Mounir Hima, 7, vs. St. John's, 11/22/2022</b>
Had 10 steals:	Todd Burgan vs. Colgate, 12/30/1997
Had 8+ steals:	DeShaun Williams, 9 vs. B.C., 3/3/2002
Had 6+ steals:	Kadary Richmond, at Clemson, 2/6/2021
<b>Had 5+ steals:</b>	<b>Judah Mintz, Pittsburgh, 12/20/2022</b>
Had 5+ steals (OT):	Buddy Boeheim, Indiana 11/30/2021
Played 60+ minutes:	Jonny Flynn (67), Eric Devendorf (61) vs. Connecticut (BET), 3/12/2009
Played 50+ minutes:	Buddy Boeheim (50), vs. Indiana (2OT), 11/30/2021
<b>Played 40+ minutes:</b>	<b>Benny Williams (45) vs. St. John's, 11/22/2022</b>
<b>Played 40 minutes</b>	<b>Jesse Edwards, NC State, 2/14/2023</b>
Three players had a double-double	Marek Dolezaj (20-10 assists), Alan Griffin (17-13 reb.), Quincy Guerrier (15-13 reb.), Bryant, 11/27/2020
Three players had a double-double (pts-rebs):	Donte Greene (19-13), Arinze Onuaku (17-14), Kristof Ongenaet (10-11 at Seton Hall, 3/5/2008
Two players had a double-double:	Jesse Edwards (15 pts.-11 rebs.), Jimmy Boeheim (13 pts.-10 rebounds), Clemson, 1/18/2022
Two players had a double-double (OT):	Jimmy Boeheim (20 pts.-10 rebs.), Cole Swider (28 pts.-12 rebs.), Georgia Tech, 2/21/2022
<b>Had a double-double (pts-rebs):</b>	<b>Jesse Edwards (18 pts.-12 rebs.), vs NC State, 2/14/2023</b>
<b>Had a double-double (OT)</b>	<b>Benny Williams, vs. St. John's, (11 pts.-10 rebs.)</b>

<b>Had a double-double (pts-assists):</b>	<b>Judah Mintz (16 pts.-10 assists), Georgetown, 12/10/2022</b>
Had a double-double OT (pts-assists):	Kaleb Joseph (10-10) at Villanova, 12/20/2014
Had a double-double (pts-blocks):	Fab Melo, (12-10) vs. Seton Hall, 12/28/2011
Had a triple-double:	Allen Griffin, (14-11-10) vs. Pittsburgh, 2/27/2001
Three players disqualified:	Wake Forest, 2/8/2020; Marek Dolezaj, Quincy Guerrier, Bourama Sidibe
Two players had 30 points:	at Pittsburgh, 2/11/1972; Greg Kohls (34), Mike Lee (32)
Four players had 20 points:	Massachusetts, 11/28/2007: Eric Devendorf (23), Jonny Flynn (20), Donte Greene (20), Arinze Onuaku (20)
Four players had 20 points (OT):	vs. Connecticut (BET), 3/12/2009: Jonny Flynn (34), Paul Harris (29), Eric Devendorf (22), Andy Rautins (20)
Three players had 20 points:	at Miami, 1/5/2022, Joe Girard III (26), Jesse Edwards (22), Cole Swider (20)
Three players had 20 points (OT):	Indiana, 11/30/2021: Buddy Boeheim (27), Jimmy Boeheim (26), Joe Girard III (22)
<b>Two players had 20 points:</b>	<b>at Miami, 1/16/2023: Jesse Edwards (25), Joseph Girard III (21)</b>
Two players had 20 points (OT):	at Georgetown, 12/16/2017: Tyus Battle (29), Oshae Brissett (25)
Five players had 15 points:	at NC State, 2/2/2022: Jesse Edwards (19), Cole Swider (19), Joseph Girard III (18), Buddy Boeheim (17), Jimmy Boeheim (16)
Four players had 15 points:	Bryant, 11/27/2020: Buddy Boeheim (21), Marek Dolezaj (20), Alan Griffin (17), Quincy Guerrier (15)
Four players had 15 points (OT):	Indiana, 11/30/2021: Buddy Boeheim (27), Jimmy Boeheim (26), Joe Girard III (22)
Eight players had 10+ points	E. Michigan, 12/19/2016; Tyus Battle (18), John Gillon (14), Andrew White (14), DaJuan Coleman (12), Tyler Lydon (12), Tyler Roberson (11), Frank Howard (10), Taurean Thompson (10)
Seven players had 10+ points	Monmouth, 12/8/2012: Brandon Triche (18), M. Carter-Williams (15), Trevor Cooney (15), C.J. Fair (14), James Southerland (14), Rakeem Christmas (11), DaJuan Coleman (11)
Six players had 10+ points	S. Carolina State, 11/22/2016: Andrew White III (15), John Gillon (14), Tyler Lydon (14), Tyler Roberson (13), Taurean Thompson (12), Frank Howard (10)
<b>Five players had 10+ points:</b>	<b>NC State, 2/14/2023: Judah Mintz (20), Jesse Edwards (18), Joseph Girard III (14), Chris Bell (11), Maliq Brown (10)</b>
Five players had 10 points (OT):	Indiana, 11/30/2021: Buddy Boeheim (27), Jimmy Boeheim (26), Joe Girard III (22), Jesse Edwards (17), Cole Swider (14)
Zero players had 10+ points:	at Illinois, 11/29/2022
Three players had 10+ rebounds:	Monmouth, 12/8/2012: DaJuan Coleman (14), C.J. Fair (10), Baye Moussa Keita (10)
Three players had 10+ rebounds (OT):	Georgia Tech (OT), 2/21/2022: Frank Anselem (10), Jimmy Boeheim (10), Cole Swider (12)
<b>Two players had 10+ rebounds:</b>	<b>vs. Florida State (ACCT), 3/9/2022;</b>
Two players had 10+ reb. (OT):	Jesse Edwards (11), Jimmy Boeheim (10) Buffalo, 12/19/2020; Quincy Guerrier (11), Marek Dolezaj (10)
Led team in pts., rebs. and assists	Oshae Brissett, at Clemson, 3/9/2019; (15 pts., 7 rebs., 3 assists)

## THE LAST TIME THAT -- TEAM

## Syracuse Team

<b>Won in overtime:</b>	<b>74-71, vs. Richmond, 11/21/2022</b>
Won in overtime at home:	74-73, Georgia Tech, 2/21/2022
Won in overtime on the road:	63-55, at Virginia, 1/11/2020
Lost in overtime:	69-76 vs. St. John's, 11/22/2022
Lost in overtime at home:	57-60, St. Bonaventure, 12/22/2017
Lost in overtime on the road:	79-88 at North Carolina, 2/28/2022
Won in two overtimes at home:	112-110, Indiana, 11/30/2021
Won in two overtimes on the road:	93-91, at St. John's, 3/4/2001
Lost in two overtimes:	90-101, at Florida State, 1/13/2018
Lost in two overtimes at home:	N/A
Lost in two overtimes on the road:	90-101, at Florida State, 1/13/2018
Won in three overtimes at home:	87-85, Connecticut, 2/18/1984
Won in three overtimes on the road:	93-90, at Colgate, 2/16/1965
Lost in three overtimes:	N/A
Played six overtimes:	127-117, vs. Connecticut (BET), 3/12/2009
Won by 30+ points	96-57 vs. Florida State (ACCT), 3/9/2022
Lost by 30+ points	93-60, St. John's, 12/21/2016
Won by 40+ points	97-46, Bucknell, 11/23/2019
Lost by 40+ points	59-122, vs. NYU, 12/15/1961
Won by 60+ points	127-67, American, 12/2/1964
Scored 100 points:	101, at Boston College, 12/12/2020
Scored 100 points (overtime):	112, Indiana, 11/30/2021, 2 OT
Scored 100 points in consec. games:	104, Lafayette, 12/13/1993; 108, MD-Eastern Shore, 12/18/1993
<b>Scored 90 points</b>	<b>95, Oakland, 12/6/2022</b>
Scored 90 points (overtime):	95, at Duke OT, 1/14/2019
Scored 90 points in consec. games:	98, Albany, 11/15/11; 92, Colgate, 11/19/2011
Scored 50+ in the first half:	52, Lafayette, 11/9/2021
<b>Scored 50+ in the second half</b>	<b>50, Oakland, 12/6/2022</b>
Scored 60+ in the first half	60, Maine, 12/5/2009
Scored 60+ in the second half	63, Charlotte, 11/26/2003
Scored less than 40 points:	34, Virginia, 11/6/2019
Scored less than 20 in the first half:	19 at Clemson, 2/6/2021
Scored less than 20 in the second half:	19, at Virginia, 1/20/2020
Gave up 100 points:	100, Colgate, 11/20/2021
Gave up 100 points (overtime):	112, Indiana, 11/30/2021, 2OT
Gave up 100 points and won:	104, West Virginia, 2/11/1967
Gave up 100 points and won (OT):	117, Connecticut, 3/12/2009
Gave up 90 points:	97, Duke, 2/26/2022
Gave up 90 points (OT):	96, Buffalo, 12/19/2020
Gave up 90 points and won:	92 Southern Illinois, 3/17/1995
Gave up 90 points and won (OT):	96, Buffalo, 12/19/2020
<b>Came back from down 15+ to win</b>	<b>16, Buffalo (OT), 12/19/2020</b>
<b>Came back from down 20+ to win</b>	<b>20, Notre Dame, 2/20/2021</b>
Led by 15+ and lost	18, Miami, 3/5/2022
Gave up less than 50 points:	45, Niagara, 12/3/2020
Gave up less than 40 points:	34, E. Washington, 11/6/2018
Gave up less than 20 in a half:	18, vs. San Diego State (NCAA), 3/19/2021
<b>Gave up more than 45 in a half:</b>	<b>52 at Virginia Tech, 1/28/2023, 1st</b>
Gave up more than 55 in a half	58, at Miami, 1/5/2022, 2nd

Shot over 60% FG:	.620 (31-50), Florida State, 2/11/2016
<b>Shot under 32% FG:</b>	<b>.278(15-54) at Illinois, 11/29/2022</b>
Held opponent under 30% FG:	.277 (18-65), Niagara, 12/3/2020
Made 45+ FG:	47 vs. E. Tennessee State, 12/15/2007
Made 15+ 3PT:	17*, at Miami, 1/5/2022
Made 15+ 3PT (overtime)	15, at NC State, 2/1/2017
Made 13+ 3PT:	17, at Miami, 1/5/2022
Made 13+ 3PT (overtime)	13, Indiana, 11/30/2021, 2 OT
Shot 60% 3PT (min. 10 makes)	.619 (13-21), Brown, 12/27/2021
Did not make a 3PT:	Holy Cross, 11/28/2014
Attempted 50 FT:	51 vs. Connecticut (BET), 3/12/2009
Attempted 40 FT:	41 vs. California (NCAA), 3/23/2013
Attempted 40 FT (OT):	42, Buffalo, 12/19/2020
<b>Attempted less than 6 FT</b>	<b>3, North Carolina, 1/25/2023</b>
Made 40 FT:	40 vs. Connecticut (BET), 3/12/2009
Made 35 FT:	40 vs. Connecticut (BET), 3/12/2009
<b>Made less than 5 FT:</b>	<b>2, North Carolina, 1/25/2023</b>
Had 60+ rebounds:	63, Monmouth, 12/8/2012
Had 50+ rebounds:	51, Niagara, 12/3/2020
Had 20+ rebound margin	+22, South Carolina State, 11/22/2016
Had 30+ rebound margin	+30, Kennesaw State, 11/14/2014
Committed 25 fouls:	25, Duke, 2/1/2020
Had 30+ assists:	34, Eastern Michigan, 12/19/2016
<b>Committed less than 5 turnovers:</b>	<b>4 at Notre Dame, 12/3/2022</b>
<b>Committed less than 10 turnovers:</b>	<b>8 at Georgia Tech, 1/21/2023</b>
Committed less than 10 turnovers in overtime:	6, vs. Richmond, 11/21/2022
Committed 25+ turnovers:	26 vs. E. Tennessee State, 12/15/2007
Forced 30-or-more turnovers:	32, Albany, 11/9/2009
Had 20+ steals:	21, Albany, 11/9/2009
Had 15+ blocked shots:	15, Oakland, 11/20/2017
Won on last-second shot	Duke, 78-75, 2/22/2017 (John Gillon 3-pt)
Lost on last-second shot	Bryant, 73-72, 11/26/2022 (Sherif Gross-Bullock, lane)

\*Syracuse record



## 2022-23 Syracuse Men's Basketball Combined Team Statistics All games

### Game Records

Record	Overall	Home	Away	Neutral
ALL GAMES	16-11	10-6	5-4	1-1
CONFERENCE	9-7	4-4	5-3	0-0
NON-CONFERENCE	7-4	6-2	0-1	1-1

### Score by Periods

Team	1st	2nd	OT	TOT
Syracuse	952	1028	15	1995
Opponents	939	949	19	1907

### Team Box Score

No.	Player	Total			3-Point			F-Throw		Rebounds				PF DQ		A TO		BLK STL		PTS AVG		
		GP-GS	MIN	AVG	FG-FGA	FG%	3FG-3FGA	3FG%	FT-FTA	FT%	OFF	DEF	TOT	AVG	PF	DQ	A	TO	BLK	STL	PTS	AVG
11	GIRARD III, Joseph	27-27	928:55	34.4	156-381	.409	78-201	.388	70-82	.854	6	73	79	2.9	27	0	83	62	0	25	460	17.0
3	MINTZ, Judah	27-27	884:33	32.8	149-335	.445	12-51	.235	114-152	.750	9	52	61	2.3	56	1	122	63	4	54	424	15.7
14	EDWARDS, Jesse	27-27	863:24	32.0	146-250	.584	1-1	1.000	84-115	.730	81	194	275	10.2	78	5	41	56	76	33	377	14.0
0	BELL, Chris	27-27	528:56	19.6	65-158	.411	34-102	.333	14-17	.824	6	39	45	1.7	40	2	12	20	5	5	178	6.6
1	BROWN, Maliq	24-6	507:13	21.1	67-96	.698	0-0	.000	13-24	.542	50	71	121	5.0	28	0	22	19	13	22	147	6.1
13	WILLIAMS, Benny	25-20	533:24	21.3	61-144	.424	10-32	.313	21-31	.677	26	66	92	3.7	30	1	21	23	8	16	153	6.1
5	TAYLOR, Justin	26-0	438:39	16.9	39-101	.386	24-58	.414	16-21	.762	5	43	48	1.8	23	1	19	7	5	17	118	4.5
10	TORRENCE, Symir	26-0	307:58	11.8	27-53	.509	6-14	.429	10-12	.833	6	32	38	1.5	15	0	43	22	1	14	70	2.7
24	COPELAND, Quadir	15-0	115:38	7.7	10-26	.385	1-6	.167	6-7	.857	9	14	23	1.5	14	0	6	11	2	6	27	1.8
55	HIMA, Mounir	24-0	185:04	7.7	12-25	.480	0-0	.000	3-5	.600	19	26	45	1.9	35	0	3	5	26	7	27	1.1
2	AJAK, John Bol	13-1	121:40	9.4	5-11	.455	0-0	.000	4-7	.571	11	14	25	1.9	12	0	19	9	2	4	14	1.1
12	CLAYTON, Anthony	1-0	04:44	4.7	0-3	.000	0-0	.000	0-2	.000	0	0	0	0.0	0	0	0	2	0	1	0	0.0
23	CAREY, Peter	3-0	19:35	6.5	0-0	.000	0-0	.000	0-0	.000	0	3	3	1.0	7	0	1	0	1	0	0	0.0
21	RUFFIN, Niko	2-0	05:33	2.8	0-3	.000	0-0	.000	0-0	.000	0	0	0	0.0	0	0	0	1	0	1	0	0.0
33	CORDES, Arthur	1-0	04:44	4.7	0-0	.000	0-0	.000	0-0	.000	0	0	0	0.0	0	0	0	1	0	0	0	0.0
Team											45	45	90				14					
<b>Total</b>		<b>27</b>	<b>5450</b>		<b>737-1586</b>	<b>.465</b>	<b>166-465</b>	<b>.357</b>	<b>355-475</b>	<b>.747</b>	<b>273</b>	<b>672</b>	<b>945</b>	<b>35.0</b>	<b>365</b>	<b>10</b>	<b>392</b>	<b>315</b>	<b>143</b>	<b>205</b>	<b>1995</b>	<b>73.9</b>
<b>Opponents</b>		<b>27</b>	<b>5452</b>		<b>698-1660</b>	<b>.420</b>	<b>262-774</b>	<b>.339</b>	<b>249-365</b>	<b>.682</b>	<b>341</b>	<b>634</b>	<b>975</b>	<b>36.1</b>	<b>442</b>	<b>9</b>	<b>500</b>	<b>361</b>	<b>78</b>	<b>175</b>	<b>1907</b>	<b>70.6</b>

### Team Statistics

	SU	OPP
<b>Scoring</b>	<b>1995</b>	<b>1907</b>
Points per game	73.9	70.6
Scoring margin	+3.3	-
<b>Field goals-att</b>	<b>737-1586</b>	<b>698-1660</b>
Field goal pct	.465	.420
<b>3 point fg-att</b>	<b>166-465</b>	<b>262-774</b>
3-point FG pct	.357	.339
3-pt FG made per game	6.1	9.7
<b>Free throws-att</b>	<b>355-475</b>	<b>249-365</b>
Free throw pct	.747	.682
F-Throws made per game	13.1	9.2
<b>Rebounds</b>	<b>945</b>	<b>975</b>
Rebounds per game	35.0	36.1
Rebounding margin	-1.1	-
<b>Assists</b>	<b>392</b>	<b>500</b>
Assists per game	14.5	18.5
<b>Turnovers</b>	<b>315</b>	<b>361</b>
Turnovers per game	11.7	13.4
Turnover margin	+1.7	-
Assist/turnover ratio	1.2	1.4
<b>Steals</b>	<b>205</b>	<b>175</b>
Steals per game	7.6	6.5
<b>Blocks</b>	<b>143</b>	<b>78</b>
Blocks per game	5.3	2.9
<b>Winning streak</b>	<b>0</b>	<b>-</b>
Home win streak	0	-
<b>Attendance</b>	<b>300716</b>	<b>80901</b>
Home games-Avg/Game	16-18795	9-8989
Neutral site-Avg/Game	-	2-6328

### Team Results

Date	Opponent		Score	Att.
11/07/2022	Lehigh	W	90-72	17755
11/15/2022	Colgate	L	68-80	17836
11/19/2022	Northeastern	W	76-48	15668
11/21/2022	vs Richmond	Wot	74-71	6755
11/23/2022	vs St. John's (NY)	Lot	69-76	5901
11/26/2022	Bryant	L	72-73	15892
11/29/2022	at Illinois	L	44-73	15544
12/03/2022	at Notre Dame	W	62-61	5702
12/06/2022	Oakland	W	95-66	17368
12/10/2022	Georgetown	W	83-64	20370
12/12/2022	Monmouth	W	86-71	19262
12/17/2022	Cornell	W	78-63	16578
12/20/2022	Pittsburgh	L	82-84	15417
12/31/2022	Boston College	W	79-65	17693
01/03/2023	at Louisville	W	70-69	11506
01/07/2023	at Virginia	L	66-73	14217
01/11/2023	Virginia Tech	W	82-72	16158
01/14/2023	Notre Dame	W	78-73	20666
01/16/2023	at Miami (FL)	L	78-82	6765
01/21/2023	at Georgia Tech	W	80-63	5586
01/24/2023	North Carolina	L	68-72	20761
01/28/2023	at Virginia Tech	L	70-85	8925
01/30/2023	Virginia	L	62-67	19272
02/04/2023	at Boston College	W	77-68	7000
02/08/2023	at Florida St.	W	76-67	5656
02/14/2023	NC State	W	75-72	18957
02/18/2023	Duke	L	55-77	31063



**2022-23 Syracuse Men's Basketball  
Combined Team Statistics  
ACC games**

**Game Records**

Record	Overall	Home	Away	Neutral
ALL GAMES	9-7	4-4	5-3	0-0
CONFERENCE	9-7	4-4	5-3	0-0
NON-CONFERENCE	0-0	0-0	0-0	0-0

**Score by Periods**

Team	1st	2nd	OT	TOT
Syracuse	549	611	0	1160
Opponents	581	569	0	1150

**Team Box Score**

No.	Player				Total		3-Point		F-Throw		Rebounds											
		GP-GS	MIN	AVG	FG-FGA	FG%	3FG-3FGA	3FG%	FT-FTA	FT%	OFF	DEF	TOT	AVG	PF	DQ	A	TO	BLK	STL	PTS	AVG
11	GIRARD III, Joseph	16-16	573:50	35.9	102-239	.427	47-118	.398	47-55	.855	3	47	50	3.1	19	0	53	38	0	17	298	18.6
3	MINTZ, Judah	16-16	554:07	34.6	89-196	.454	9-33	.273	67-93	.720	3	38	41	2.6	37	1	76	40	1	32	254	15.9
14	EDWARDS, Jesse	16-16	537:16	33.6	85-158	.538	1-1	1.000	49-64	.766	47	108	155	9.7	51	3	28	37	40	19	220	13.8
1	BROWN, Maliq	15-6	403:31	26.9	48-70	.686	0-0	.000	11-19	.579	39	51	90	6.0	21	0	17	17	11	17	107	7.1
0	BELL, Chris	16-16	296:27	18.5	34-84	.405	18-57	.316	8-9	.889	4	26	30	1.9	25	2	8	9	4	2	94	5.9
5	TAYLOR, Justin	16-0	288:51	18.1	26-65	.400	17-39	.436	6-8	.750	2	26	28	1.8	17	1	13	4	3	11	75	4.7
13	WILLIAMS, Benny	14-9	216:56	15.5	22-58	.379	5-18	.278	8-12	.667	9	27	36	2.6	9	0	6	11	5	3	57	4.1
24	COPELAND, Quadir	6-0	48:01	8.0	5-13	.385	1-4	.250	4-5	.800	7	5	12	2.0	6	0	3	2	2	3	15	2.5
10	TORRENCE, Symir	15-0	141:49	9.5	12-22	.545	1-3	.333	4-6	.667	4	11	15	1.0	8	0	19	9	0	6	29	1.9
55	HIMA, Mounir	14-0	102:20	7.3	3-9	.333	0-0	.000	3-5	.600	8	13	21	1.5	22	0	2	4	11	6	9	0.6
2	AJAK, John Bol	6-1	36:03	6.0	1-4	.250	0-0	.000	0-0	.000	2	2	4	0.7	3	0	7	3	0	0	2	0.3
21	RUFFIN, Niko	1-0	00:49	0.8	0-1	.000	0-0	.000	0-0	.000	0	0	0	0.0	0	0	0	0	0	1	0	0.0
Team											22	25	47					8				
<b>Total</b>		<b>16</b>	<b>3200</b>		<b>427-919</b>	<b>.465</b>	<b>99-273</b>	<b>.363</b>	<b>207-276</b>	<b>.750</b>	<b>150</b>	<b>379</b>	<b>529</b>	<b>33.1</b>	<b>218</b>	<b>7</b>	<b>232</b>	<b>182</b>	<b>77</b>	<b>117</b>	<b>1160</b>	<b>72.5</b>
<b>Opponents</b>		<b>16</b>	<b>3200</b>		<b>424-963</b>	<b>.440</b>	<b>156-440</b>	<b>.355</b>	<b>146-206</b>	<b>.709</b>	<b>182</b>	<b>376</b>	<b>558</b>	<b>34.9</b>	<b>260</b>	<b>3</b>	<b>311</b>	<b>206</b>	<b>57</b>	<b>101</b>	<b>1150</b>	<b>71.9</b>

**Team Statistics**

	SU	OPP
<b>Scoring</b>	<b>1160</b>	<b>1150</b>
Points per game	72.5	71.9
Scoring margin	+0.6	-
<b>Field goals-att</b>	<b>427-919</b>	<b>424-963</b>
Field goal pct	.465	.440
<b>3 point fg-att</b>	<b>99-273</b>	<b>156-440</b>
3-point FG pct	.363	.355
3-pt FG made per game	6.2	9.8
<b>Free throws-att</b>	<b>207-276</b>	<b>146-206</b>
Free throw pct	.750	.709
F-Throws made per game	12.9	9.1
<b>Rebounds</b>	<b>529</b>	<b>558</b>
Rebounds per game	33.1	34.9
Rebounding margin	-1.8	-
<b>Assists</b>	<b>232</b>	<b>311</b>
Assists per game	14.5	19.4
<b>Turnovers</b>	<b>182</b>	<b>206</b>
Turnovers per game	11.4	12.9
Turnover margin	+1.5	-
Assist/turnover ratio	1.3	1.5
<b>Steals</b>	<b>117</b>	<b>101</b>
Steals per game	7.3	6.3
<b>Blocks</b>	<b>77</b>	<b>57</b>
Blocks per game	4.8	3.6
<b>Winning streak</b>	<b>0</b>	<b>-</b>
Home win streak	0	-
<b>Attendance</b>	<b>159987</b>	<b>65357</b>
Home games-Avg/Game	8-19998	8-8170
Neutral site-Avg/Game	-	0-0

**Team Results**

Date	Opponent		Score	Att.
12/03/2022	at Notre Dame	W	62-61	5702
12/20/2022	Pittsburgh	L	82-84	15417
12/31/2022	Boston College	W	79-65	17693
01/03/2023	at Louisville	W	70-69	11506
01/07/2023	at Virginia	L	66-73	14217
01/11/2023	Virginia Tech	W	82-72	16158
01/14/2023	Notre Dame	W	78-73	20666
01/16/2023	at Miami (FL)	L	78-82	6765
01/21/2023	at Georgia Tech	W	80-63	5586
01/24/2023	North Carolina	L	68-72	20761
01/28/2023	at Virginia Tech	L	70-85	8925
01/30/2023	Virginia	L	62-67	19272
02/04/2023	at Boston College	W	77-68	7000
02/08/2023	at Florida St.	W	76-67	5656
02/14/2023	NC State	W	75-72	18957
02/18/2023	Duke	L	55-77	31063