

GAME NOTES



ACC 30 POSTSEASON APPEARANCES | 13 NCAA TOURNAMENTS | 4 SWEET SIXTEENS | 1 ELITE EIGHT | 1990 ACC REGULAR SEASON CHAMPIONS



RV/RV CLEMSON (21-8, 13-5 ACC) vs. 13/12 VIRGINIA (21-6, 13-5 ACC)

TUESDAY, FEBRUARY 28 • 7 P.M. ET • JOHN PAUL JONES ARENA • CHARLOTTESVILLE, VA.



GAME 29

CLEMSON RECORDS

Overall:	21-8	Won-2
vs. ACC opponents:	13-5	Won-2
Non-Conference regular-season:	8-3	Won-1
Home:	14-1	Won-2
Away:	5-5	Won-1
Neutral:	2-2	Won-1

2022-23 SCHEDULE/RESULTS

Date	Opponent	TV	Score/Time (ET)
11/2	Benedict (Exhibition)	---	W, 91-45
11/7	The Citadel	ACCNX	W, 80-69
11/11	at South Carolina	SECN+	L, 58-60
11/15	USC Upstate	ACCNX	W, 81-70
11/18	Bellarmine	ACCNX	W, 76-66
11/21	Loyola Maryland	ACCNX	W, 72-41
11/25	vs. No. 25/24 Iowa ¹	CBSSN	L, 71-74
11/26	vs. California ¹	FloHoops	W, 67-59
11/29	Penn State ²	ESPNU	W, 101-94 2OT
12/2	Wake Forest*	RSN	W, 77-57
12/7	Towson	RSN	W, 80-75
12/10	vs. Loyola Chicago ³	ACCN	L, 58-76
12/17	vs. Richmond ⁴	ACCNX	W, 85-57
12/21	at Georgia Tech*	ESPN2	W, 79-66
12/30	NC State*	ACCN	W, 78-64
1/4	at Virginia Tech*	ESPNU	W, 68-65
1/7	at Pittsburgh*	ESPN2	W, 75-74
1/11	Louisville*	RSN	W, 83-70
1/14	No. 24/21 Duke*	ACCN	W, 72-64
1/17	at Wake Forest*	RSN	L, 77-87
1/21	Virginia Tech*	ESPN2	W, 51-50
1/24	Georgia Tech*	ACCN	W, 72-51
1/28	Florida State*	ACCN	W, 82-81
1/31	at Boston College*	ACCN	L, 54-62
2/4	No. 23/21 Miami (Fla.)*	ACCN	L, 74-78
2/11	at North Carolina*	ESPN2	L, 71-91
2/15	Florida State*	RSN	W, 94-54
2/18	at Louisville*	ACCN	L, 73-83
2/22	Syracuse*	ACCN	W, 91-73
2/25	at NC State*	RSN	W, 96-71
2/28	at Virginia*	ACCN	7 p.m.
3/4	Notre Dame*	ACCN	8 p.m.
3/8-12	New York Life ACC Tournament ⁵		

* - ACC contest; Note: Home games in bold; ¹ Emerald Coast Challenge (Niceville, Fla.); ² ACC/Big 10 Challenge; ³ Holiday Hoopsgiving (Atlanta, Ga.); ⁴ Greenville Invitational (State Farm Arena, Atlanta, Ga.); ⁵ ACC Tournament (Greensboro Coliseum, Greensboro, N.C.)

TABLE OF CONTENTS

Broadcast Sheet	2
Rosters	3
Head Coach Brad Brownell	4
Team Notes	5-11
Player Stats/Notes	12-34
Miscellaneous Stats	35
Superlatives	36-37
Stats/Box Scores	38-45
Radio/Television Roster	46

CLEMSON SOCIAL MEDIA

Twitter | Instagram @ClemsonMBB
Facebook Facebook.com/ClemsonMBB

ATHLETIC COMMUNICATIONS

SID Contact: Ben Winterrrowd
Cell Phone: 630.862.8828
Email: winterr@clemson.edu
Secondary Contact: Jere Drummond
Email: jered@g.clemson.edu

BROADCAST INFORMATION

TV: ACCN (Cory Alexander; PxP, Dan Bonner; Analyst)
Watch Link: <https://es.pn/41xqqwX>
Radio: Clemson Athletic Network (Don Munson/Tim Bourret)
Engineer: Ben Milstead
Clemson Radio Affiliates: 105.5 The ROAR (Flagship)
Sirius/XM: 81/81 (Clemson Broadcast)

SERIES HISTORY

Overall: Clemson trails 54-79
In Clemson: Clemson leads 35-27
In Charlottesville: Clemson trails 18-45
At neutral sites: Clemson trails 1-7
Current streak: Virginia, 1
Coach Brownell vs. Virginia: 3-14

SETTING THE SCENE BETWEEN THE TIGERS AND CAVALIERS

- The contest will be televised on ACCN with Cory Alexander and Dan Bonner calling the action, while Don Munson and Tim Bourret will call the action on the radio waves. The radio call will be available on the Clemson Athletic Network and ClemsonTigers.com.
- Live stats will be provided on ClemsonTigers.com and Twitter updates will be available on Clemson's official account (@ClemsonMBB).

CLEMSON BASKETBALL HEADLINES


- Clemson tied a program record with its fifth road ACC victory with a 96-71 win at NC State.
- Clemson extended a program record with its 13th conference win over NC State (11 was previous mark in 1951-52; 2017-18).
- Hunter Tyson is making his case for ACC Player of the Year. He is 14th in the nation in double-doubles (14) and second in the ACC. He's first in defensive rebounding per game in the ACC (8.10) and third nationally. He's 22nd nationally in total rebounds (274) and fourth in the ACC.
- Tyson earned his second ACC Player of the Week honor for his performance last week against Syracuse and NC State. He averaged 20.5 points and 10.5 rebounds per game.
- Tyson was named Co-ACC Player of the Week for his performance vs. NC State. The first of his career. (Jan. 2). He was just named to the Naismith Hall of Fame Karl Malone Power Forward of the Year Award Top 10. Also named to the USBWA Oscar Robertson Trophy Midseason Watch List (POY).
- Tyson posted career highs in points (31) and rebounds (15) in the Tigers' 78-64 win over NC State (Dec. 30). The first 30 and 15 game since Horace Grant (vs. WF on Feb. 18, 1987 - 33 and 20).
- Tyson returned for his graduate campaign and became the Tigers' all-time games played leader in program history against NC State. Tyson has played 135 games to become the leader (134; Cliff Hammonds, K.C. Rivers, Trevor Booker and David Potter).
- Tyson became the 44th 1,000-point scorer in Clemson history at North Carolina.
- PJ Hall tied a career high with 28 points at Louisville (Feb. 18). He was selected as an All-ACC Preseason Second Team pick by ACC media. Hall was also named to the Kareem Abdul-Jabbar Center of the Year Award Watch List.
- Brevin Galloway scored a career-high 28 points against NC State.
- Clemson totaled 28 assists in a win over Syracuse. It was the most assists in a game for the Tigers since totaling 30 vs. Coppin State (11/21/05) and most in an ACC game since 28 vs. Duke (1/24/87).
- Clemson finished with a 7-2 record in the month of January, the most victories in January since 1989-90. They went 8-3 that month. The record for wins in January is 10, set in January 1987.
- Hunter Tyson (27) and Chaste Hunter (26) - first teammates to score 25+ in a game since 2002.
- Head Coach Brad Brownell won his 400th career game in a 72-64 win over Duke. He has 83 at UNC Wilmington, 84 at Wright State and 239 at Clemson.
- The Tigers are second nationally and first in the ACC in free throw shooting (79.5 percent).
- Chase Hunter earned All-Tournament honors at the Emerald Coast Classic.
- Brevin Galloway is one of just nine players that's at least 25 years old playing in Division I this season.

STATISTICAL OUTLOOK

--/--	Clemson	Ht.	Wt.	Yr.	Hometown	GP/GS	PPG	RPG	APG	MPG
G 0	Josh Beadle	6-3	182	RFr.	Columbia, S.C.	28/2	2.4	1.0	0.9	13.4
G 1	Chase Hunter	6-3.5	204	So.	Atlanta, Ga.	26/26	14.3	2.9	4.5	31.8
G 2	Dillon Hunter	6-3.5	193	Fr.	Atlanta, Ga.	28/3	1.3	1.2	1.3	12.1
F 4	Ian Schieffelin	6-7	230	So.	Loganville, Ga.	29/17	4.8	4.0	1.8	19.1
F 5	Hunter Tyson	6-8	217	Gr.	Monroe, N.C.	29/29	15.6	9.4	1.4	34.7
F 10	Ben Middlebrooks	6-10.5	242	So.	Fort Lauderdale, Fla.	29.7	3.2	2.8	0.3	11.0
G 11	Brevin Galloway	6-3	210	Gr.	Anderson, S.C.	27/26	11.6	2.3	2.5	29.7
G 12	Alex Hemenway	6-4	195	Sr.	Newburgh, Ind.	18/12	7.3	1.9	1.2	24.7
G 13	Chauncey Gibson	6-5	188	Fr.	Dallas, Texas					REDSHIRTING
G 14	Devin Foster	6-2	182	Sr.	Canton, Mass.	5/0	0.0	0.2	0.0	1.1
G 15	Jack Nauseef	6-1	163	Sr.	Dayton, Ohio	4/0	0.0	0.3	0.3	1.0
G 20	Matt Kelly	6-1	172	So.	Charleston, S.C.	4/0	1.0	0.3	0.3	1.2
F 21	Chauncey Wiggins	6-10	205	Fr.	Grayson, Ga.	22/0	2.7	0.9	0.5	9.8
F 22	RJ Godfrey	6-7	225	Fr.	Suwanee, Ga.	28/1	3.4	2.1	0.4	9.7
F 24	PJ Hall	6-10	245	Jr.	Spartanburg, S.C.	28/22	15.4	5.4	1.0	24.2
F 32	Daniel Nauseef	6-7	215	So.	Dayton, Ohio	5/0	0.4	0.6	0.2	1.1

2022-23 CLEMSON BROADCAST SHEET

0




JOSH BEADLE
R-FR • G • 6-3 • 182 • COLUMBIA, S.C./CARDINAL NEWMAN

	MIN	PTS	REB	AST	FG%	3FG%	FT%
22-23	13.4	2.4	1.0	0.9	.368	.208	.636
Career	13.4	2.4	1.0	0.9	.368	.208	.636

Season Highs: PTS (10), FG (4), 3FG (2), REB (3), AST (3), BLK (2), STL (2)

- » Career-high 10 points vs. Florida State (Feb. 15); 4-for-6 from the field.
- » Rated as a three-star prospect, according to 247Sports and Rivals.
- » Averaged 16.9 points, 6.2 rebounds, 3.8 assists and 1.4 steals per game as a senior at Cardinal Newman. Eclipsed 1,000 career points.
- » Won back-to-back SCISA Class 3A Championships and led team in scoring.
- » Three-time All-Region, All-State, All-Tournament and All-Star player.
- » Chose Clemson over Wake Forest and VCU.

1



CHASE HUNTER
R-JR • G • 6-3.5 • 204 • ATLANTA, GA./WESTLAKE HS

	MIN	PTS	REB	AST	FG%	3FG%	FT%
22-23	31.8	14.3	2.9	4.5	.413	.366	.825
Career	22.7	7.7	2.2	2.3	.406	.320	.780

Season Highs: PTS (26), FG (8), 3FG (4), FT (10), REB (5), AST (8), BLK (1), STL (2)

- » Career high with 26 points vs. The Citadel. Career-high 8 assists vs. Bellarmine (Nov. 18).
- » Career-high 23 points (7-9 FG) in win at Boston College (Feb. 26). Tied career-high 7 reb.
- » Scored then-career-high 21 points vs. Wake Forest (2/23/22). Totaled career-best 10 field goals.
- » Came to Clemson as a four-star prospect and No. 98 overall in 247Sports' Top 100.
- » Rated the No. 4 player in the state of Georgia and the No. 14 combo guard in the country.
- » Chose Clemson over Georgia, Virginia, Oklahoma and Michigan State.

2




DILLON HUNTER
FR • G • 6-3.5 • 193 • ATLANTA, GA./WESTLAKE HS

	MIN	PTS	REB	AST	FG%	3FG%	FT%
22-23	12.1	1.3	1.2	1.3	.265	.056	.615
Career	12.1	1.3	1.2	1.3	.265	.056	.615

Season Highs: PTS (9), FG (3), 3FG (1), FT (1), REB (4), AST (5), BLK (1), STL (2)

- » First career start vs. Georgia Tech; Season-high 9 points (3-5 FG) vs. Yellow Jackets.
- » He is the younger brother of current Tiger Chase Hunter, was ranked No. 64 in the ESPN 100 and rated a four-star prospect.
- » Hunter chose Clemson over Baylor, Auburn, Florida State, Kentucky, Georgia and Georgia Tech.
- » "He has excellent vision and a feel for the game, which makes him an outstanding passer and facilitator who complements our other freshmen very well."

4



IAN SCHIEFFELIN (CHEF-LIN)
SO • F • 6-7 • 230 • LOGANVILLE, GA./GRAYSON HS

	MIN	PTS	REB	AST	FG%	3FG%	FT%
22-23	19.1	4.8	4.0	1.8	.470	.200	.700
Career	15.3	3.9	3.4	1.4	.438	.250	.706

Season Highs: PTS (20), FG (9), 3FG (1), FT (1), REB (14), OREB (9), AST (6), BLK (1), STL (1)

- » Career-high six assists vs. Duke (Jan. 14); Drew career-high three charges.
- » Career-high 20 points and 14 rebounds vs. The Citadel (Nov. 7); Career-best 9 off. rebounds.
- » Rated three-star prospect, according to 247Sports and Rivals.
- » Averaged 12.0 points, 12.0 rebounds and 3.0 blocks per game as a senior for a top-ranked program in Georgia (Grayson HS). Finished 10th in country and No. 1 among public schools.
- » Helped lead Grayson to a Region 8-AAAAAAA championship and 25-4 record as a soph.
- » Chose Clemson over Virginia Tech and Dayton.

5



HUNTER TYSON
GR • F • 6-8 • 217 • MONROE, N.C./PIEDMONT HS

	MIN	PTS	REB	AST	FG%	3FG%	FT%
22-23	34.7	15.6	9.4	1.4	.493	.423	.848
Career	19.6	7.9	4.5	0.8	.456	.369	.792

Season Highs: PTS (31), FG (10), 3FG (6), FT (9), REB (15), AST (3), BLK (1), STL (3)

- » 44th 1,000-point scorer in Clemson history (1,012 career points).
- » 15th career double-double and 14th this season vs. NC State (Feb. 25).
- » Career-high 31 points (9-13 FG, 4-5 3FG, 9-9 FT) against NC State (Dec. 30). Also totaled career-high 15 rebounds vs. Wolfpack. Seven career double-doubles; six this season.
- » First career double-double (18 points and 13 rebounds) vs. South Carolina (Dec. 18); Career-best six offensive rebounds.
- » First career start came against South Carolina (Dec. 15, 2019).

10



BEN MIDDLEBROOKS
SO • F • 6-10.5 • 242 • FORT LAUDERDALE, FLA./WESTMINSTER ACADEMY

	MIN	PTS	REB	AST	FG%	3FG%	FT%
22-23	11.0	3.2	2.8	0.3	.500	.000	.794
Career	8.9	2.3	2.0	0.3	.523	.000	.762

Season Highs: PTS (10), FG (3), FT (4), REB (8), OREB (5), AST (1), BLK (1), STL (2)

- » Career-high 10 points vs. NC State (Dec. 30).
- » Rated a four-star prospect according to ESPN and reclassified from the Class of 2022.
- » Middlebrooks was a Top 100 player in the Class of 2022.
- » Averaged 20.5 points and 13.6 rebounds per game as a senior.
- » Chose Clemson over Florida, Auburn, Georgia, Ole Miss, Virginia Tech, Notre Dame, Dayton.
- » Sister, Mackenzy, was a member of Clemson's women's tennis program (graduated 2021).

11




BREVIN GALLOWAY
GR • G • 6-3 • 210 • ANDERSON, S.C. (SENECA HS/BOSTON COLLEGE)

	MIN	PTS	REB	AST	FG%	3FG%	FT%
22-23	29.7	11.6	2.3	2.5	.459	.333	.870
Career	26.0	9.4	2.2	1.6	.404	.329	.751

Season Highs: PTS (28), FG (7), 3FG (4), FT (10), REB (5), AST (4), BLK (1), STL (3)

- » Career-high 28 points (7-9 FG, 4-5 3FG, 10-10 FT) against NC State (Feb. 25).
- » Eclipsed 1,000 career points with 10 points vs. Richmond (Dec. 17).
- » Transferred to Boston College prior to the 2021-22 season and played 25 games.
- » Averaged 8.3 points, 1.5 rebounds and 1.4 assists per game for the Eagles.
- » Netted double-figure points nine times last season, including a season-high 18 points twice against Georgia Tech (Jan. 12, 2022) and Clemson (Jan. 15, 2022).

12



ALEX HEMENWAY
JR • G • 6-4 • 195 • NEWBURGH, IND./CASTLE HS

	MIN	PTS	REB	AST	FG%	3FG%	FT%
22-23	24.7	7.3	1.9	1.2	.494	.456	.750
Career	16.6	5.4	1.4	0.6	.448	.425	.776

Season Highs: PTS (18), FG (7), 3FG (4), FT (4), REB (6), AST (3), BLK (1), STL (1)

- » As it stands, he ranks fifth all-time in 3-point percentage in school history (42.5%).
- » 15 points and career-high 3 assists in win over Penn State (Nov. 29).
- » Finished 5-for-5 from the field and 3-for-3 from three against Loyola Maryland (Nov. 21).
- » Career-high 18 points (7-9 FG, 4-6 3FG) in 81-70 win over USC Upstate (Nov. 15).
- » Chose Clemson over Nebraska, Creighton, DePaul and Belmont.
- » Father, Todd, played high school soccer in Indiana with Head Coach Brad Brownell.

13



CHAUNCEY GIBSON
FR • G • 6-5 • 188 • DALLAS, TEXAS/KIMBALL HS

	MIN	PTS	REB	AST	FG%	3FG%	FT%
22-23							
Career	--	--	--	--	--	--	--

Season Highs: REDSHIRTING

- » Redshirting the 2022-23 season.
- » Rated as a three-star prospect by 247Sports and Rivals.
- » Gibson averaged 17.6 points, 7.0 rebounds and 5.0 assists per game last season for Kimball High School.
- » Gibson is listed as the No. 23 player in the state of Texas by Blue Zurtuche and Texas Basketball Review.
- » He chose Clemson over SMU, Old Dominion and Texas Tech.

21



CHAUNCEY WIGGINS
FR • F • 6-10 • 205 • GRAYSON, GA./GRAYSON HS

	MIN	PTS	REB	AST	FG%	3FG%	FT%
22-23	9.8	2.7	0.9	0.5	.478	.464	.667
Career	9.8	2.7	0.9	0.5	.478	.464	.667

Season Highs: PTS (10), FG (3), 3FG (3), REB (4), AST (3), BLK (1), STL (1)

- » Season-high 12 points (5-7 FG, 2-3 3FG) vs. Georgia Tech; Season-high five made field goals.
- » Rated a three-star prospect, according to 247Sports and Rivals.
- » Wiggins averaged 12.1 points, 6.6 rebounds, 2.3 assists, 1.2 steals and 1.8 blocks per game last season for Grayson. He was high school teammates with current Tiger Ian Schieffelin (Loganville, Ga./Grayson). Wiggins is ranked as the fourth-best player in the 2022 class from the state of Georgia and is a Top 150 player according to 247Sports.
- » Wiggins chose Clemson over NC State, Georgia, South Florida and Maryland.

22




RJ GODFREY
FR • F • 6-7 • 225 • SUWANEE, GA./NORTH GWINNETT HS

	MIN	PTS	REB	AST	FG%	3FG%	FT%
22-23	9.7	3.4	2.1	0.4	.613	.333	.654
Career	9.7	3.4	2.1	0.4	.613	.333	.654

Season Highs: PTS (10), FG (4), 3FG (2), FT (1), OREB (3), REB (6), AST (2), BLK (2), STL (1)

- » Season-high 10 points and six rebounds vs. Virginia Tech (Jan. 4).
- » Rated as a three-star prospect by 247Sports (#130) and Rivals (#135).
- » Godfrey averaged 16.0 points, 9.0 rebounds, 4.0 assists and 3.0 blocks per game last season. He is the rated the No. 5 player in the state of Georgia.
- » His father, Randall Godfrey, is an 11-year NFL veteran who played linebacker for the Dallas Cowboys, Tennessee Titans, Seattle Seahawks, San Diego Chargers and the Washington Commanders.
- » Godfrey chose Clemson over Ole Miss, Texas Tech, Georgia Tech, Utah and Georgia.

24



PJ HALL
JR • C • 6-10 • 245 • SPARTANBURG, S.C./DORMAN HS

	MIN	PTS	REB	AST	FG%	3FG%	FT%
22-23	24.2	15.4	5.4	1.0	.538	.397	.798
Career	21.6	12.3	4.7	1.0	.512	.331	.786

Season Highs: PTS (28), FG (12), 3FG (2), FT (8), REB (10), AST (4), BLK (3), STL (3)

- » Tied career-high of 28 points (12-21 FG) at Louisville (Feb. 18).
- » Had 25 consecutive double-figure scoring games; Three double-doubles last year.
- » Career-high 28 points vs. FSU. Made career-high 12 free throws (12-13) vs. FSU; Set new career-high of 13 rebounds with career-best six offensive rebounds against Drake.
- » 2020 No. 1 prospect in the state of South Carolina; ESPN ranked Hall No. 48 in its Top 100.
- » Highest rated prospect of the Brownell Era and fourth all-time at Clemson (247Sports).
- » Chose Clemson over Virginia Tech, Florida, Tennessee, Georgia Tech and South Carolina.




DEVIN FOSTER
SR • G • 6-2 • 182
 CANTON, MASS.
 CANTON HS
 » Promoted undergraduate manager.
 » 2019 Mr. Basketball in Massachusetts
 » All-time leading scorer at Canton HS (1,306 points).

14




JACK NAUSEEF
SR • G • 6-1 • 163
 DAYTON, OHIO
 CHAMINADE JULIENNE CATHOLIC
 » Promoted undergraduate manager
 » Team captain and two-year starter in high school

15



MATT KELLY
SO • G • 6-1 • 172
 CHARLESTON, S.C.
 PORTER-GAUD HS
 » First career points on a layup at North Carolina (Feb. 11).
 » First year in the program.

20



DANIEL NAUSEEF
SO • F • 6-7 • 215
 DAYTON, OHIO
 CHAMINADE JULIENNE CATHOLIC
 » Promoted undergraduate manager

32

ROSTER

ALPHABETICAL

No	Name	Pos	Hgt	Wgt	Cl.	Exp.	Hometown	Previous School
0	Josh Beadle	G	6-3	182	RFr.	HS	Columbia, S.C.	Cardinal Newman HS
14	Devin Foster	G	6-2	182	Sr.	1VL	Canton, Mass.	Canton HS
11	Brevin Galloway	G	6-3	210	Gr.	4VL	Anderson, S.C.	Boston College
13	Chauncey Gibson	G	6-5	188	Fr.	HS	Dallas, Texas	Kimball HS
22	RJ Godfrey	F	6-7	225	Fr.	HS	Suwanee, Ga.	North Gwinnett HS
24	PJ Hall	F	6-10	245	Jr.	2VL	Spartanburg, S.C.	Dorman HS
12	Alex Hemenway	G	6-4	195	Sr.	3VL	Newburgh, Ind.	Castle HS
3	Chase Hunter	G	6-3.5	204	RJr.	3VL	Atlanta, Ga.	Westlake HS
2	Dillon Hunter	G	6-3.5	193	Fr.	HS	Atlanta, Ga.	Westlake HS
20	Matt Kelly	G	6-1	172	So.	HS	Charleston, S.C.	Porter-Gaud HS
10	Ben Middlebrooks	F	6-10.5	242	So.	1VL	Fort Lauderdale, Fla.	Westminster Academy
15	Jack Nauseef	G	6-1	163	Sr.	1VL	Dayton, Ohio	Chaminade Julianne Catholic
32	Daniel Nauseef	F	6-7	215	So.	1VL	Dayton, Ohio	Chaminade Julianne Catholic
1	Ian Schieffelin	F	6-7	230	So.	1VL	Loganville, Ga.	Grayson HS
5	Hunter Tyson	F	6-8	217	Gr.	4VL	Monroe, N.C.	Piedmont HS
21	Chauncey Wiggins	F	6-10	205	Fr.	HS	Grayson, Ga.	Grayson

NUMERICAL

No	Name	Pos	Hgt	Wgt	Cl.	Exp.	Hometown	Previous School
0	Josh Beadle	G	6-3	182	RFr.	HS	Columbia, S.C.	Cardinal Newman HS
1	Chase Hunter	G	6-3.5	204	RJr.	3VL	Atlanta, Ga.	Westlake HS
2	Dillon Hunter	G	6-3.5	193	Fr.	HS	Atlanta, Ga.	Westlake HS
4	Ian Schieffelin	F	6-7	230	So.	1VL	Loganville, Ga.	Grayson HS
5	Hunter Tyson	F	6-8	217	Gr.	4VL	Monroe, N.C.	Piedmont HS
10	Ben Middlebrooks	F	6-10.5	242	So.	1VL	Fort Lauderdale, Fla.	Westminster Academy
11	Brevin Galloway	G	6-3	210	Gr.	4VL	Anderson, S.C.	Boston College
12	Alex Hemenway	G	6-4	195	Sr.	3VL	Newburgh, Ind.	Castle HS
13	Chauncey Gibson	G	6-5	188	Fr.	HS	Dallas, Texas	Kimball HS
14	Devin Foster	G	6-2	182	Sr.	1VL	Canton, Mass.	Canton HS
15	Jack Nauseef	G	6-1	163	Sr.	1VL	Dayton, Ohio	Chaminade Julianne Catholic
20	Matt Kelly	G	6-1	172	So.	HS	Charleston, S.C.	Porter-Gaud HS
21	Chauncey Wiggins	F	6-10	205	Fr.	HS	Grayson, Ga.	Grayson
22	RJ Godfrey	F	6-7	225	Fr.	HS	Suwanee, Ga.	North Gwinnett HS
24	PJ Hall	F	6-10	245	Jr.	2VL	Spartanburg, S.C.	Dorman HS
32	Daniel Nauseef	F	6-7	215	So.	1VL	Dayton, Ohio	Chaminade Julianne Catholic

Head Coach: Brad Brownell

Associate Head Coach: Billy Donlon

Assistant Coaches: Sean Dixon and Dick Bender

Director of Basketball Operations: Andy Assaley

Special Assistant to the Head Coach: Jeff Reynolds

Director of Basketball Strength & Conditioning: Justin McClelland

Director of Player Development: Terrell McIntyre

Director of Recruiting: Lucas McKay

Sports Medicine: Brad Crowe

Video Coordinator: Aaron Stevens

Director of Basketball Performance Nutrition: Michelle Sweeney

Graduate Managers: Will Durham and AJ Morris

Undergraduate Managers: Joel Dance (Head Manager), Conner Pederson, Luke Ferrell, Andrew Latiff, Tyler Pepicilli, Hayden Johnson, Robert Liollo Cameron White, Jameson Browne, Carter Berry, Sebastian Miller, Luke Ciprich, Ryan Gormley and Elijah Richardson

PRONUNCIATION GUIDE

Brad Brownell	BROW-neh
Daniel and Jack Nauseef	NAW-seef
Ian Schieffelin	CHEF-in

CLEMSON TIGERS BLUEPRINT

Via High School Ranks (11)

Josh Beadle (2021 recruiting class)
 Chauncey Gibson (2022 recruiting class)
 RJ Godfrey (2022 recruiting class)
 PJ Hall (2020 recruiting class)
 Alex Hemenway (2019 recruiting class)
 Chase Hunter (2019 recruiting class)
 Dillon Hunter (2022 recruiting class)
 Ben Middlebrooks (2021 recruiting class)
 Ian Schieffelin (2021 recruiting class)
 Hunter Tyson (2018 recruiting class)
 Chauncey Wiggins (2022 recruiting class)

Via Transfer Portal (1)

Brevin Galloway (2022 recruiting class - Boston College)

Via Walk-On (4)

Devin Foster (2019 recruiting class - Elevated manager)
 Matt Kelly (2022 recruiting class)
 Jack Nauseef (2019 recruiting class - Elevated manager)
 Daniel Nauseef (2021 recruiting class - Elevated manager)

HEAD COACH BRAD BROWNELL



(Clicking on Coach Brownell's headshot will take you to his online bio)

CAREER RECORDS

Overall Record: 406-259
 Conference Games (regular season career): 217-157
 Non-Conference Games (at Clemson): 117-47
 ACC Tournament: 6-11
 NCAA Tournament (career): 3-6
 Overtime Games (at Clemson): 14-8
 NIT (career): 4-3

CAREER RECORDS (ACC PLAY)

Overall Record (Regular Season): 116-116
 Overall Record (inc. postseason): 122-127
 ACC Tournament: 6-11

ALL-TIME WINNINGEST COACHES

1.	Brad Brownell (2010-present)	239-174
2.	Cliff Ellis (1985-94)	177-128
3.	Bill Foster (1975-84)	156-106
4.	Oliver Purnell (2003-10)	138-88
5.	Joe Davis (1932-40)	101-86

CAREER COACHING RECORDS

Season Victories: 25
 Cliff Ellis, 1986-87
 Oliver Purnell, 2006-07
 Brad Brownell, 2017-18

Home Victories
 159, Brad Brownell (159-52), 2010-22

ACC Season Victories
 13, Brad Brownell, 2022-23

ACC Home Victories
 8, Brad Brownell, 2017-18; 2020-21; 2022-23

ACC Regular Season Career Victories
 116, Brad Brownell (116-116), 2010-23

Overall Wins vs. ACC Teams
 122, Brad Brownell (122-127), 2010-23

Overall Winning Percentage
 vs. ACC Teams: .490, Brad Brownell (122-127), 2010-23

Overall ACC Home Winning Percentage
 .684, Brad Brownell (80-37), 2010-22

ABOUT BRAD BROWNELL

Born November 15, 1968
Hometown Evansville, Indiana
High School Harrison High School
Degree DePauw University (1991); history
Master's University of Indianapolis (1994); history

FAMILY

Wife Paula
Daughter Abby
Daughter Kate

COACHING EXPERIENCE

Years	School, Position
1991-92	Evansville, graduate assistant
1992-94	Indianapolis; assistant coach
1994-2002	UNC Wilmington, assistant coach
2002-06	UNC Wilmington, head coach
2006-10	Wright State, head coach
2010-pres.	Clemson, head coach

PLAYING EXPERIENCE

Years
 1988-91 DePauw University
 (Ranks seventh in school history in career assists - 332; 15th in steals - 102; 17th in free throw percentage - .782)
 1989-90 Season
 .899 free throw percentage; 132 assists, 47 steals (all top 10 single season; 2nd in FT, 10th in AST, 9th in STL)

COACHING HONORS

2003 Colonial Athletic Association Coach of the Year
 2006 Colonial Athletic Association Coach of the Year
 2008 Horizon League Coach of the Year
 2018 Sports Illustrated College Basketball Coach of the Year

COACHING TREE

Zavier Anderson (Assistant coach at Florida International)
Nick Bowman (Associate head coach at Nicholls State)
Matt Bucklin (Assistant coach at James Madison)
Tee Butters (Associate head coach at Charleston Southern)
Kylen Butler (Director of recruiting at Grand Canyon)
Mark Byington (Head coach at James Madison)
Austin Claunch (Head coach at Nicholls State)
Aaron Coombs (Head coach at Georgia Southwestern State)
Billy Donlon (Associate Head Coach at Clemson)
Jimmy Garrity (Head women's coach at Wofford)
Earl Grant (Head coach at Boston College)
Marty McGillan (Assistant coach at Longwood)
Riley McGillan (Assistant coach at Lenoir-Rhyne)
Lucas McKay (Director of recruiting at Clemson)
Rick Ray (Assistant coach at Colorado)
Richie Riley (Head coach at South Alabama)
Tanner Smith (Assistant coach at Stephen F. Austin)
Aaron Stevens (Video coordinator at Clemson)

NBA DRAFT PICKS UNDER BROWNELL

2014 K.J. McDaniels, 32nd to Philadelphia
 2017 Jaron Blossomgame, 59th to San Antonio

BROWNELL'S YEAR-BY-YEAR HEAD COACHING RECORD

YEAR	SCHOOL	OVERALL	.PCT	CONF.	POSTSEASON
2002-03	UNC Wilmington	24-7	.744	15-3	NCAA, 1st round
2003-04	UNC Wilmington	15-15	.500	9-9	
2004-05	UNC Wilmington	19-10	.655	13-5	
2005-06	UNC Wilmington	25-8	.758	15-3	NCAA, 1st round
2006-07	Wright State	23-10	.697	13-3	NCAA, 1st round
2007-08	Wright State	21-10	.677	12-6	
2008-09	Wright State	20-13	.606	12-6	
2009-10	Wright State	20-12	.625	12-6	
2010-11	Clemson	22-12	.647	9-7	NCAA, 2nd round
2011-12	Clemson	16-15	.516	8-8	
2012-13	Clemson	13-18	.419	5-13	
2013-14	Clemson	23-13	.639	10-8	NIT, Semifinals
2014-15	Clemson	16-15	.516	8-10	
2015-16	Clemson	17-14	.548	10-8	
2016-17	Clemson	17-16	.515	6-12	NIT, 1st Round
2017-18	Clemson	25-10	.714	11-7	NCAA, Sweet 16
2018-19	Clemson	20-14	.588	9-9	NIT, 2nd Round
2019-20	Clemson	16-15	.516	9-11	No Postseason Due to COVID-19
2020-21	Clemson	16-8	.667	10-6	NCAA, 1st Round
2021-22	Clemson	17-16	.515	8-12	
2022-23	Clemson	21-8	.724	13-5	

HEAD COACHING SUMMARY

at UNC Wilmington	83-40	.675	52-20
at Wright State	84-45	.651	49-21
at Clemson	239-174	.579	116-116
TOTALS	406-259	.611	217-157

NOTE: Conference record is regular season only.

TEAM NOTES

(4-4, Sweet 16 team), 2008-09 (4-4) and 2013-14 (4-5).

CLEMSONGRIT

Program Definition: Passion and perseverance toward a long-term goal.

Culture of Commitment: Attitude, Energy and Effort.

» Instituted in 2016-17, the program embodies a workman-like culture and blue collar work ethic.

“Grit, passion and perseverance toward a long-term goal and that can be applied to many things. It’s not just about a season. It might be a college career. It might be a professional career. It might be graduating from college. It can pertain to just about anything. You need to have tremendous passion for something in your life if you want to be successful.” - Head Coach Brad Brownell

SERIES HISTORY VS. VIRGINIA

- Clemson will face Virginia for the 134th time in program history. The Tigers trails the series 54-79.
- Clemson has split the last two meetings with Virginia, but won its last game at John Paul Jones Arena on Dec. 22, 2021.
- The Tigers hadn't won at Virginia since Feb. 7, 2008 – an 82-51 win.

VIRGINIA (LAST 7 GAMES)

at Clemson (0-3)
at Virginia (1-2)
at Neutral Site (0-1)

Year	Rank	Site	W/L	CU	Opp
2021-22		H	L	65	75
2021-22		A	W	67	50
2020-21		H	L	50	85
2019-20		A	L	44	51
2018-19		H	L	43	63
2017-18		N	L	58	64
2017-18		A	L	36	61

CLEMSON RANKS SIXTH IN ACC IN WINS OVER LAST 5+ SEASONS

- Head Coach Brad Brownell has led the Tigers to the sixth-most overall wins amongst ACC teams since 2017-18.
- The Tigers have won 60 games in the league, which ranks fifth in that same time frame.

MOST WINS SINCE 2017-18 (AS OF 2/26/23)

Rk	Team	2022-23	ACC	Overall	ACC
1.	Duke	21-8	12-6	152-46	77-33
2.	Virginia	21-6	13-5	148-40	86-25
3.	North Carolina	18-11	10-8	134-69	68-42
4.	Florida State	9-20	7-11	122-66	66-43
5.	Virginia Tech	16-13	6-12	118-70	55-52
6.	Clemson	21-8	13-5	115-71	60-50
7.	Syracuse	16-13	9-9	111-81	55-55
8.	NC State	22-8	12-7	112-75	55-57
9.	Miami	23-6	14-5	110-79	55-59
10.	Notre Dame	10-19	2-16	100-91	45-67
11.	Louisville	4-25	2-16	96-86	50-57
12.	Georgia Tech	12-17	4-14	85-97	43-68
13.	Wake Forest	18-11	10-8	84-95	40-72
14.	Boston College	14-15	8-10	77-103	35-72
15.	Pittsburgh	21-8	14-4	80-102	35-76

TIGERS CLINCH FIFTH ACC ROAD WIN

- Clemson tied the school record for ACC road wins in a season when the Tigers won at NC State on Feb. 25. Clemson is 5-4 so far this year on the ACC road.
- The previous Clemson record for ACC road wins in a season is five, set by the 1986-87 Tigers led by ACC Player of the Year Horace Grant. Clemson won its first five ACC road games that year and then finished 5-2.
- Clemson has previously won at least four ACC road wins in the same year in 1976-77 (4-2, Tree Rollins senior year), 1986-87 (5-2, Horace Grant senior year), 1996-97

CLEMSON TEAM ACCOMPLISHMENTS IN 2022-23

- Set school record for conference wins in a season with 13 (13-5 so far). Previous record was 11-4 in 1951-52 and 11-7 in 2017-18.
 - Tied school record for ACC road wins in a season with five (so far). Still have one road game left at Virginia on Feb. 28. Tied record of five (5-2) set by the 1986-87 Clemson team that was led by Horace Grant.
 - Team won consecutive games on the road against ACC teams at Virginia Tech and Pitt – a first for the program since 1996-97.
 - Won first seven ACC games of the season, longest streak to open a league season in school history. Previous best start was 5-0 start in 1996-97.
 - Won first seven ACC games to tie school record for consecutive league games at any point in the same regular season.
 - Won 11-straight ACC games over two years (last four of 2021-22 and first seven this year) – an all-time Clemson record for consecutive wins over ACC teams by four (won 7 in 1966-67).
 - Team posted 7-2 record in month of January – most wins in January since Jan. 1990.
 - Clemson was picked to finish 11th in the ACC preseason media poll. Clemson at least in a tie for fifth and needs to win just one more regular season game to clinch a double-bye for the ACC Tournament.
 - Clemson swept Virginia Tech this year for the first time. Clemson's four season series ACC sweeps is second most in school history behind the five sweeps by the 1986-87 team.
 - Clemson has overcome a halftime deficit to gain victory seven times this year, a school record for one season. Six of the seven victories have come in ACC games.
 - Clemson will finish higher in the ACC standings than North Carolina for only the fifth time in history. Clemson also has a chance to finish higher in the ACC standings than Duke, as the Tigers are a game ahead of the Blue Devils entering the final week of play. Clemson finished higher than Duke in 2020-21 (10-6 vs. 9-9), but that is the only time it has happened since 1989-90.
 - Clemson has finished higher in the ACC standings than Duke and North Carolina in the same season just once, 1989-90 when the Tigers won the ACC regular season title for the only time.
 - Clemson defeated Syracuse 91-73 and NC State 96-71 last week. It marked the first time since the 1975-76 season (Feb. 21 and Feb. 25) that Clemson won consecutive ACC games by scoring at least 90 points.
 - Clemson's Feb. 25 win over NC State by 25 points was the fourth-largest margin of victory in an ACC road game in school history. It was Clemson's largest margin of victory over NC State since 1940.
 - Clemson's 40-point win over Florida State was the school's largest victory margin in an ACC game in history, by six points.
 - Clemson was ranked in the top 25 of the AP poll the last three polls in January. 19th on Jan. 16, 24th on Jan. 23 and 20th on Jan. 30.
- ### CLEMSON'S WIN AT NC STATE
- Clemson tied a program record with its fifth road win in ACC play. It tied the 1986-87 Tiger team that featured ACC Player of the Year Horace Grant.
 - The last time that Clemson scored 90+ points in consecutive ACC wins was Feb. 21 and Feb. 25, 1976 – nearly identical to this season.
 - Clemson scored 91 in a win over Syracuse and 96 in a win over NC State on Feb. 22 and Feb. 25. Clemson beat No. 12 NC State 103-90 on Feb. 21, 1976 and Duke 90-89 on Feb. 25 of that same year.
 - Those are the only two instances in ACC play in

QUICK FACTS - CLEMSON

Nickname	Tigers
Location	Clemson, S.C. 29633
Colors	Tiger Orange and Regalia
Founded	1889
Enrollment	27,341
President	Dr. James P. Clements (Maryland-Baltimore County '86)
Director of Athletics	Graham Neff (Georgia Tech '06)
Conference	Atlantic Coast Conference
Facility (Capacity)	Littlejohn Coliseum (9,000)
Year Opened	1968 (Renovated 2015-16)
Record at Facility	593-211
Record Crowd	13,863 (Jan. 9, 1980 vs. Duke)
Head Coach	Brad Brownell (DePauw '91)
Years as full-time college coach (inc. GA)	31
Winning seasons (HC & Asst. & GA)	26
Record as a head coach	406-259
Record at Clemson	239-174
First Year of Basketball	1911-12
Seasons of Basketball	111
Overall Record	1398-1354-1

program history.

- The 96-71 win over the Wolfpack was the largest by a Clemson team against NC State since Jan. 13, 1940 (66-31). Dude Buchanan finished with 21 for the Tigers and Banks McFadden joined him with 20 of his own.
- Clemson also produced two 20-point scorers in this game with Brevin Galloway (28) and PJ Hall (20).

TIGERS CLINCH RECORD BREAKING 12TH LEAGUE WIN

- Clemson set a new program record with a 91-73 win Syracuse (Feb. 22). It's the best 17 game start of the league schedule in Clemson history. The Tigers still have three conference games left. Clemson last won 11 Southern Conference games in 1951-52 (11-4) under Banks McFadden, and won 11 under Brad Brownell (11-7) in 2017-18.
- The Tigers' 11th win this year tied the mark with a 94-54 win over Florida State on Feb. 15.

MOST ASSISTS IN BROWNELL ERA

- Clemson totaled 28 assists in a 91-73 win over Syracuse (Feb. 22). It was the most assists in a game during the Brad Brownell Era at Clemson.
- In the game, Chase Hunter set a new career mark for assists with 11 – completing a double-double (the first of his career) with 13 points.
- It was the most in a game since Nov. 21, 2005 when the Tigers collected 30 against Coppin State.
- It was also the most assists in an ACC game for Clemson since Jan. 24, 1987 when the Tigers posted 28 assists in a 105-103 overtime loss to Duke.
- Three players have tied for 11 assists in a game - the most by a Tiger during the Brownell Era. Chase Hunter, Clyde Trapp and Marcquise Reed.

TYSON JOINS 1,000-POINT CLUB

- Clemson fifth-year player Hunter Tyson become the 44th Tiger player in history to score 1,000 career points.
- Tyson is a native of Monroe, N.C. and he attended Piedmont High School where he scored 2,131 career points, the all-time school record.
- Tyson became the seventh player from the state of North Carolina to score 1,000 career points at Clemson. The list includes current Clemson staff member Terrell McIntyre, who scored 1,839 points between 1995-99, still second-best in Clemson history. McIntyre is from Raeford.
- The other 1,000-point scorers from the Tar Heel State are Vincent Hamilton (Rutherfordton), the late Demontez Stitt (Matthews), Shawan Robinson (Raleigh), Shelton Mitchell (Waxhaw) and Billy Williams (Raleigh).

CLEMSON BEST STARTS IN CONFERENCE GAMES

- Clemson got off to a school record 10-1 start in league

TEAM NOTES

PRONUNCIATION GUIDE

COACHES

HC Brad Brownell	BROW-nehl
Player Development Terrell McIntyre	TUH-rell
Athletic Trainer Brad Crowe	"Crow"

PLAYERS

Jack and Dan Nauseef	NAW-seef
Ian Schieffelin	CHEF-lin

HOMETOWNS/HIGH SCHOOLS

Chaminade Julianne Catholic (Jack/Dan Nauseef)	SHAW-min-nod
Suwanee, Ga. (RJ Godfrey)	SOO-wahn-ee

games, the best 11-game conference start in Clemson history. This year's team already has the best five-game league start (tied), six-game start (6-0), seven-game start (7-0), eight-game start (7-1), nine-game start (8-1) and 10-game start (9-1).

Clemson on Record Rate in League Play

- Best 13-game starts:
 - » 10-3 (1951-52)
 - » 10-3 (1986-87)
 - » 10-3 (1989-90)
 - » 10-3 (2022-23)
- Best 14-game starts:
 - » 10-4 (1951-52)
 - » 10-4 (1986-87)
 - » 10-4 (1989-90)
 - » 10-4 (2022-23)
- Best 15-game Starts:
 - » 11-4 (2022-23)
 - » 9-6 (2007-08)
 - » 9-6 (2008-09)
 - » 9-6 (2009-10)
 - » 9-6 (2017-18)
 - » 9-6 (2020-21)
- Even with the loss to Boston College, Clemson's 10-2 league record was its best for the first 12 games of the ACC schedule for 70 years in the league. It is the best 12-game start to any league slate for the Tigers since 1951-52 when Clemson started 10-2 under Banks McFadden.
- With Clemson's 72-64 victory over No. 24 Duke, the Tigers began league play 7-0, extending their best start to league play in program history.
- Clemson previously got off to its best start in 1996-97 when Clemson advanced to a NCAA Sweet 16 and started 5-0.
- Of note, the Tigers defeated Duke in the second game of the five-game streak in 1996-97. Current Pittsburgh Head Coach Jeff Capel was a starting guard for the Blue Devils.

CLEMSON'S BEST STARTS IN ACC PLAY

Year	Head Coach	ACC Finish	Start	Postseason
2022-23	Brad Brownell	--	7-0	--
1996-97	Rick Barnes	T-4th	5-0	NCAA, Sweet 16
1986-87	Cliff Ellis	2nd	4-0	NCAA, First Round

TIGERS HAD SEVEN WINS IN JANUARY

- Clemson finished with a 7-2 record in the month of January, the most victories in January since 1989-90 when Clemson was 8-3 in the month on the way to winning the ACC regular season title. The record for wins in January is 10, set in January of 1987 when Clemson was 10-2.

THREE ONE-POINT WINS

- Clemson has three wins by exactly one point so far this year, all against ACC foes. This is the first time in history Clemson has three ACC wins by exactly one point in the same season. The Tigers have had three one point wins twice previously in a season when including non-conference wins. Clemson also did it in 1927-28 and 2006-07.
- The ACC record for overall one-point wins in a season

is five, set just last year by Florida State. One of those one point wins by Florida State last year was an 81-80 win over Clemson in Tallahassee. One of Clemson's one-point wins this year was over Florida State in Tallahassee, 82-81 on Jan. 28.

TWO 25-POINT SCORERS

- Clemson had a pair of 25-point scorers in the win over Florida State on Jan. 28, as Hunter Tyson scored 27 and Chase Hunter added 26, including the game winning tradition three-point play with just 4.5 seconds left. It marked the first time since Feb. 23, 2002 that Clemson had two 25-point scorers in the same game. In that game, a double overtime contest against Wake Forest, Edward Scott and Tony Stockman both had 30 points in the 118-115 contest. Clemson almost had three 25-point scorers as Chris Hobbs scored 24.

CLEMSON CONSISTENTLY EXCEEDING PRESEASON EXPECTATIONS

- The Tigers were picked to finish 11th in the ACC this season, as voted on by selected media members.
- Clemson has exceeded the preseason poll projection nine times in Head Coach Brad Brownell's 12 full seasons leading the program, including last season.
- With a 10-6 record in 2020-21, Clemson finished the season in a tie for fifth place in the ACC standings entering games. The Tigers were picked 10th in the preseason vote by the Atlantic Coast Conference Media – a five-place improvement over the preseason prediction.
- Brad Brownell's team had the second-best standing relative to its preseason prediction. Only Virginia Tech was better, standing eight spots ahead of its preseason prediction. Virginia Tech was 11th in the preseason media poll and finished in third.
- Brownell's teams have finished equal to or better than its preseason prediction by the ACC media in nine-of-his-previous 12 years. That includes a 10-place improvement in 2017-18 when the Tigers were picked 13th in the preseason and finished third.
- That is the all-time record improvement in ACC history from the preseason to the postseason. That team also reached the Sweet 16 of the NCAA Tournament and Brownell was named the National College Coach of the Year by *Sports Illustrated*.
- As you can see by the chart below, his 2013-14 finished eighth spots ahead of its prediction and the 2015-16 team was five spots better.

CLEMSON ACC STANDING RELATIVE TO PRESEASON RANKING UNDER HEAD COACH BRAD BROWNELL

Year	Preseason	Final Record	Rank	+/-
2022-23	11th	--	--	--
2021-22	11th	8-12	10th	+1
2020-21	10th	10-6	5th	+5
2019-20	11th	9-11	8th	+3
2018-19	6th	9-9	9th	-3
2017-18	13th	11-7	3rd	+10
2016-17	11th	6-12	12th	-1
2015-16	12th	10-8	7th	+5
2014-15	11th	8-10	9th	+2
2013-14	14th	10-8	6th	+8
2012-13	8th	5-13	11th	-3
2011-12	7th	8-8	7th	E
2010-11	7th	9-7	4th	+3

BOLD signifies years that Clemson finished at least even with preseason rank.

CLEMSON RECORD

- Clemson extended a school record with its victory over No. 24 Duke on Saturday, Jan. 14. The 72-64 victory was Clemson's 11th-straight ACC regular season win, a streak that goes back to the last four regular season games of the 2021-22 season.
- The previous record was achieved during the 1966-67

BRAD BROWNELL VS. 2022-23 OPPONENTS

Opponent	at Clemson	Overall
Bellarmine	1-0	1-0
Boston College	12-5	12-5
California	1-0	1-0
The Citadel	5-0	5-0
Duke	4-13	4-13
Florida State	11-17	11-17
Georgia Tech	20-8	20-8
Iowa	1-1	1-1
Louisville	5-6	5-6
Loyola Chicago	0-1	7-2
Loyola-Maryland	1-0	1-0
Miami (Fla.)	8-10	8-10
North Carolina	3-13	3-15
NC State	12-9	12-10
Notre Dame	2-8	2-8
Penn State	1-0	1-0
Pittsburgh	10-2	10-2
Richmond	1-0	1-0
South Carolina	6-6	6-6
Syracuse	6-6	6-6
Towson	1-0	7-1
USC Upstate	2-0	2-0
Virginia	3-14	3-14
Virginia Tech	9-11	9-11
Wake Forest	15-3	15-4

CLEMSON VS. 2022-23 OPPONENTS

Opponent	Overall
Bellarmine	1-0
Boston College	20-9
California	1-1
The Citadel	62-24
Duke	33-112
Florida State	37-46
Georgia Tech	76-67
Iowa	1-3
Louisville	5-9
Loyola Chicago	0-1
Loyola-Maryland	1-0
Miami (Fla.)	16-16
North Carolina	23-135
NC State	58-105
Notre Dame	2-8
Penn State	4-1
Pittsburgh	10-3
Richmond	3-3
South Carolina	80-92
Syracuse	8-6
Towson	2-0
USC Upstate	2-0
Virginia	54-79
Virginia Tech	19-23
Wake Forest	67-101

season when the Tigers won seven league games in a row between Feb. 4 and Feb. 25. That streak was broken in the final regular season game in a 73-71 loss to Virginia on Clemson's Senior Day.

- Clemson has won its first four games in the month of January for just the second time in the last 25 years. The only other year Clemson won its first four was in 2015-16 when it won its first five.

HUNTER TYSON DOUBLE-DOUBLE MACHINE

- Through 29 games, Tyson already has the most double-doubles in a season under Brad Brownell. He is the first Clemson player with at least 10 double-doubles in a season since Trevor Booker had 13 in 2008-09.
- Tyson's 14 double-doubles are the most by a Tiger over the last 24 seasons, tying Harold Jamison in 1998-99.
- Tyson does have a ways to go to get to the Clemson single season record of 20 by Dale Davis in 1989-90. Tree Rollins had 19 triple doubles in just 28 games as a

TEAM NOTES

senior in 1976-77.

LITTLEJOHN COLISEUM

First Game: Nov. 30, 1968 (Clemson 76, Georgia Tech 72)
 Games: 804
 Overall Record: 593-211 (.738)
 Non-Conference: 361-44 (.891) | ACC: 233-167 (.583)
 Brownell Era: 145-49 (.747) | Non-Con: 72-12 (.857) | ACC: 73-35 (.676)
 Total Attendance (Avg.): 6,490,571 (8,073)
 Total Attendance (Avg. Minus COVID-19): 6,468,968 (8,168)
 Most Wins / Season: 16 (2006-07; 2013-14)

LITTLEJOHN COLISEUM HOME RECORD

Year	Overall	Pct.	Attn.	Avg.
1968-69	4-7	.364	55,150	5,014
1969-70	6-5	.546	50,877	4,625
1970-71	8-4	.667	63,488	5,291
1971-72	6-4	.600	81,278	8,128
1972-73	9-2	.818	85,750	7,795
1973-74	9-4	.692	103,519	7,963
1974-75	11-1	.917	113,515	9,460
1975-76	8-5	.615	107,220	8,248
1976-77	13-2	.867	134,841	8,883
1977-78	10-5	.667	138,115	9,208
1978-79	13-3	.813	144,535	9,033
1979-80	15-0	1.000	130,900	8,727
1980-81	12-4	.750	145,792	9,112
1981-82	11-5	.688	139,731	8,733
1982-83	9-7	.563	131,063	8,191
1983-84	11-5	.688	129,600	8,100
1984-85	12-4	.750	130,136	8,134
1985-86	14-5	.737	144,699	7,616
1986-87	15-2	.882	142,274	7,328
1987-88	12-4	.750	117,250	7,328
1988-89	13-1	.929	114,123	8,151
1989-90	14-0	1.000	122,540	8,753
1990-91	9-7	.563	121,314	7,582
1991-92	12-4	.750	114,691	7,168
1992-93	11-5	.688	113,803	7,113
1993-94	11-4	.733	108,074	7,205
1994-95	11-5	.688	116,754	7,297
1995-96	14-2	.875	150,037	9,377
1996-97	12-3	.800	147,019	9,801
1997-98	11-3	.786	156,103	11,151
1998-99	12-3	.800	141,728	9,449
1999-00	7-9	.438	142,679	8,918
2000-01	9-7	.563	137,909	8,619
2001-02	8-8	.500	139,954	8,747
2002-03	5-4	.555	80,600	8,956
2003-04	10-6	.625	122,900	7,681
2004-05	10-5	.667	111,886	7,459
2005-06	12-4	.750	106,251	6,641
2006-07	16-4	.800	147,122	7,356
2007-08	14-2	.875	137,739	8,609
2008-09	13-3	.813	135,619	8,476
2009-10	14-2	.875	151,442	9,465
2010-11	15-2	.882	140,920	8,289
2011-12	11-5	.688	125,249	7,828
2012-13	8-7	.533	118,305	7,887
2013-14	16-3	.842	142,231	7,486
2014-15	11-6	.611	129,800	7,635
2015-16	Home games held in Greenville, S.C. due to renovation			
2016-17	11-6	.611	123,442	7,262
2017-18	15-1	.938	123,895	7,743
2018-19	14-5	.737	133,290	7,015
2019-20	11-6	.647	116,139	6,832
2020-21*	11-1	.912	21,613	1,801
2021-22	11-5	.688	106,578	6,662
2022-23	14-1	.933	99,098	6,607

* - limited capacity due to COVID-19 regulations and protocols (1,876 max capacity).

Largest Crowds

Attendance	Date	W/L	Results
13,863	1-9-1980	W	Clemson 87, Duke 82 (OT)
13,136	2-28-1990	W	Clemson 97, Duke 93
12,632	1-29-1977	W	Clemson 93, UNC 73
12,611	1-7-1987	W	Clemson 73, NC State 69
12,267	1-19-1981	L	Virginia 74, Clemson 59
12,258	1-17-1981	L	Maryland 68, Clemson 62 (OT)
12,013	2-24-1990	W	Clemson 69, UNC 61
11,909	1-11-1978	L	Duke 107, Clemson 85
11,800	1-22-1975	W	Clemson 83, Maryland 82
11,800	2-22-1975	W	Clemson 92, NC State 70
11,800	1-24-1976	L	Virginia 69, Clemson 62
11,742	1-23-1988	W	Clemson 69, S. Carolina 65

Note: The arena was named for J.C. Littlejohn, a long-time Clemson University employee, for many years the school's business manager.

TIGERS IN THE NBA

Randy Mahaffey, F
 Kentucky Colonels 1968-69
 New York Nets 1969-70
 Carolina Cougars 1970-71

Skip Wise, G
 San Antonio Spurs 1975-76

Tree Rollins, C
 Atlanta Hawks 1978-88
 Cleveland Cavaliers 1989-90
 Detroit Pistons 1990-91
 Houston Rockets 1991-93
 Orlando Magic 1993-95

Larry Nance, F
 Phoenix Suns 1982-88
 Cleveland Cavaliers 1988-94

Horace Grant, F
 Chicago Bulls 1988-94
 Orlando Magic 1994-99, 2001-03
 Seattle SuperSonics 1999-2000
 Los Angeles Lakers 2000-01, 2003-04

Devin Gray, F
 San Antonio Spurs, Sacramento Kings 1996-97
 Houston Rockets 1999-2000

Elden Campbell, C
 Los Angeles Lakers 1990-99
 Charlotte/New Orleans Hornets 1999-2002
 Seattle SuperSonics 2002-03
 Detroit Pistons 2003-05

Dale Davis, F
 Indiana Pacers 1991-2000, 2004-05
 Portland Trailblazers 2000-04
 Golden State Warriors 2004-05
 Detroit Pistons 2005-07

Chris Whitney, G
 San Antonio Spurs 1993-95
 Washington Wizards 1995-2002, 2003-04
 Denver Nuggets 2002-03
 Orlando Magic 2002-03

Sharone Wright, C
 Philadelphia 76ers 1994-95
 Toronto Raptors 1995-98

Greg Buckner, G
 Dallas Mavericks 1999-2002, 2006-07
 Philadelphia 76ers 2002-04
 Denver Nuggets 2004-06
 Minnesota Timberwolves 2007-08
 Memphis Grizzlies 2008-09

Harold Jamison, F
 Miami Heat 1999-2000
 Los Angeles Clippers 2001-02

Will Solomon, G
 Memphis Grizzlies 2001-02
 Toronto Raptors, Sacramento Kings 2008-09

Trevor Booker, F
 Washington Wizards 2010-14
 Utah Jazz 2014-16
 Brooklyn Nets 2016-18
 Indiana Pacers 2018

K.J. McDaniels, G
 Philadelphia 76ers 2014-15
 Houston Rockets 2015-17
 Brooklyn Nets 2017
 Toronto Raptors 2017

Jaron Blossomgame, F
 Cleveland Cavaliers 2018-19

Donte Grantham, F
 Oklahoma City Thunder 2018-19

TIGERS WON 15 IN A ROW AT LITTLEJOHN

• Clemson extended its home winning streak to 15 with a 72-51 win over Georgia Tech on Jan. 24.
 • That 15-game home winning streak was the longest for the Clemson program since the Tigers had a 12-game home streak between Jan. 27, 2021 and Jan. 4, 2022. Virginia broke the streak with a 75-65 win over the Tigers on Jan. 4, 2022.

• Clemson last had a 15-game home streak between March 1, 2017 and Feb. 18, 2018. Duke broke the streak with a 66-57 win over the Tigers on Feb. 18, 2018.

• The longest home winning streak in Clemson history is a 29-gamer from Jan. 7, 1989 to December 15, 1991. Charlotte ended that 29-game streak with a 108-100 victory.

• Overall, the 15-game winning streak is now tied for sixth longest in school history.

CLEMSON'S LONGEST HOME WINNING STREAKS

Streak	First Win	Streak Ended	Length
1-7-89	Maryland, 75-58	12-15-91, Charlotte, 100-108	29
2-21-79	Duke, 70-49	1-17-81, Maryland, 62-68 (OT)	24
2-12-06	Maryland, 89-77	1-6-08, UNC, 88-90 (OT)	19
1-12-08	FSU, 97-85 (2OT)	1-17-09, Wake Forest, 68-78	16
1-30-85	UNC, 52-50	1-11-86, Virginia, 81-83	16
3-1-17	NC State, 78-74	2-18-18, Duke, 57-66	15
1-16-51	Furman, 85-59	12-6-52, Georgia, 55-57	15
2-23-22	Wake Forest, 80-69	2-4-23, Miami (Fla.), 74-78	15
3-2-82	Duke, 93-86	1-21-84, Virginia, 73-74	12
3-1-95	NC State, 62-45	1-27-96, NC State, 61-64	12
1-27-21	Louisville, 54-50	1-4-22, Virginia, 65-75	12

HEAD COACH BRAD BROWNELL EARNS 400TH CAREER WIN

• With Clemson's 72-64 win over No. 24 Duke, Head Coach Brad Brownell won his 400th career game.

• Brownell now has 233 wins at Clemson. He won 84 at Wright State and 83 at UNC Wilmington prior to arriving in Tigertown.

• Of note, three years ago on Jan. 11, 2020 Clemson ended the streak at Chapel Hill and won for the first time at North Carolina. The team followed that up by beating No. 3 Duke at home a few days later on Jan. 14 which moved coach Brownell to the top of the win list at Clemson.

• This year on Jan. 11, Clemson topped Louisville to give Clemson its first 6-0 start to ACC play in school history. They followed it up with a home win over No. 24 Duke on Jan. 14 to give coach Brownell his 400th career win.

• Not only was Clemson's win over Duke this past Saturday Brad Brownell's 400th career victory, it was the 400th ACC regular season victory in Clemson history.

CLEMSON DOWNS PITTSBURGH FOR 10TH STRAIGHT GAME

• When Clemson defeated Pittsburgh on Jan. 7 it gave Clemson 10 consecutive wins over the Panthers. This tied for the second longest winning streak for Clemson against an ACC foe. The record is an 11-game streak against Virginia between 1959-60 and 1964-65.

• Clemson lost its first three games against Pittsburgh, including two during the 2013-14 season, Pittsburgh's first year in the ACC.

• Head coach Brad Brownell is now 10-2 against the Panthers in his Clemson career. The two teams play just once during this regular season.

LONGEST CLEMSON WINNING STREAKS VS. SAME ACC TEAM

Opponent	Wins	Years
Virginia	11	1959-60 to 1964-65
Pittsburgh	10	2014-15 to present
Georgia Tech	10	2009-10 to 2013-14
Boston College	9	2013-14 to 2021-22

TEAM NOTES

1,000 POINT SCORERS

CLEMSON TIGER BASKETBALL 1,000-POINT CLUB

Rk	Name	Years	GP	Avg	Pts
1.	Elden Campbell*	1986-90	123	15.3	1880
2.	Terrell McIntyre*	1995-99	126	14.6	1839
3.	Butch Zatezalo*	1967-70	75	23.5	1761
4.	Greg Buckner*	1994-98	122	14.4	1754
5.	Jaron Blossomgame	2013-17	128	13.5	1733
6.	Trevor Booker*	2006-10	134	12.9	1725
7.	Horace Grant*	1983-87	122	13.9	1696
8.	K.C. Rivers*	2005-09	134	12.6	1684
9.	Dale Davis*	1987-91	121	13.6	1650
10.	Bill Yarborough*	1952-57	85	18.3	1553
11.	Vincent Hamilton*	1980-85	116	13.2	1530
12.	Marcquise Reed	2016-19	99	15.0	1484
13.	Cliff Hammonds*	2004-08	134	10.9	1465
14.	Tree Rollins*	1973-77	110	13.3	1463
15.	Will Solomon	1998-01	94	15.2	1431
16.	Stan Rome	1974-78	109	12.5	1365
	Demontez Stitt	2007-11	126	10.8	1365
18.	Vince Yockel*	1955-58	74	18.2	1350
19.	Larry Nance*	1977-81	117	11.5	1341
20.	Devin Gray	1991-95	94	14.1	1322
21.	Jim Brennan*	1961-64	76	17.3	1317
22.	Sharonne Wright*	1991-94	92	14.2	1308
23.	Vernon Hamilton	2003-07	127	9.7	1238
24.	Harold Jamison	1995-99	129	9.5	1231
25.	Jim Sutherland*	1964-67	71	17.3	1230
26.	Edward Scott*	1999-03	112	10.9	1226
27.	Andre Young	2008-12	129	9.5	1223
28.	Shawan Robinson	2002-06	120	9.8	1177
29.	Randy Mahaffey*	1964-67	73	16.0	1171
30.	Sharrod Ford	2001-05	118	9.8	1154
	Devin Booker	2009-13	128	9.0	1154
32.	Choppy Patterson*	1959-63	76	14.8	1131
33.	Jerry Pryor	1985-89	123	9.1	1124
34.	Aamir Simms	2017-21	122	9.2	1122
35.	Donte Grantham	2014-18	114	9.6	1100
36.	Shelton Mitchell	2016-19	94	11.6	1084
37.	Billy Williams*	1977-80	85	12.7	1078
38.	Johnny Snee	1948-52	82	13.1	1077
39.	Hunter Tyson	2018-23	135	7.9	1065
40.	Colon Abraham	1874-78	106	10.0	1061
41.	K.J. McDaniels	2011-14	94	11.0	1035
42.	Richie Mahaffey	1966-70	75	13.6	1019
43.	Derrick Johnson	1975-79	111	9.1	1014
44.	Fred Gilliam	1979-83	115	8.8	1010

Note: Names in bold played for Head Coach Brad Brownell;
* - signifies Clemson Hall of Fame

SEVEN COMEBACK VICTORIES

- Clemson trailed Florida State by one point at halftime of the Jan. 28 game in Tallahassee. The Tigers came back to win 82-81. That marked the seventh time this year Clemson has overcome a halftime deficit.
- This sets a new Clemson season record for victories after trailing at the half. Clemson had six wins after trailing at the half in 1989-90, 2013-14, and 2019-20.

CLEMSON HAS OVERCOME HALFTIME DEFICIT 21 TIMES SINCE 2019-20

- For the seventh time this season, the Tiger overcame a halftime deficit to win. It was also the sixth time in league play this year.
- Clemson trailed Florida State by just one at 34-33 at half and would score 49 second-half points to win 82-81.
- The Tigers trailed Virginia Tech 31-26 at the break, and would win a low-scoring second half on a last second 3-pointer by Hunter Tyson.
- Clemson trailed No. 24 Duke 34-30 at the break, but would outscore the Blue Devils 42-30 in the second stanza to win by eight.
- For the second consecutive road contest, the Tigers overcame a halftime deficit to win. This time the Tigers trailed 40-38 at the break and beat Pittsburgh 75-74.
- On the road, Clemson overcame a three-point deficit at Virginia Tech to rally in the second half and win 68-65.
- For the second consecutive game in 2022-23, Clemson overcame a halftime deficit to win. This time in the ACC opener against Wake Forest.
- It was the just the third time in program history the

Tigers have overcome a halftime deficit of six or more in consecutive games to win.

- It marked just the fifth time in program history that the Tigers have won a game by at least 20 points after trailing at the half.
- It's only the second time in an ACC contest. The other time was also against Wake Forest on Feb. 7, 1998 – a 71-46 victory.
- The Tigers overcame a 35-29 halftime deficit on Nov. 29 against Penn State.
- Clemson played Penn State into two overtimes, eventually prevailing 101-94 to secure in a win in the last ACC/Big Ten Challenge game of the storied 23-year history.

OVERCOMING HALFTIME DEFICITS (2019-20 to Present)

Date	Site	Half	Opponent	Half Margin	Final
1-28-23	A	33-34	Florida State	-1	82-81
1-21-23	H	26-33	Virginia Tech	-5	26-31
1-14-23	H	30-34	Duke	-4	72-64
1-7-23	A	38-40	Pittsburgh	-2	75-74
1-4-23	A	29-32	Virginia Tech	-3	68-65
12-2-22	H	26-33	Wake Forest	-7	77-57
11-29-22	H	29-35	Penn State	-6	101-94 (2OT)
3-5-22	H	30-33	Virginia Tech	-3	63-59
3-2-22	H	27-33	Georgia Tech	-6	68-65
11-9-21	H	24-32	Presbyterian	-8	64-53
2-12-21	H	26-30	Georgia Tech	-4	74-72
1-27-21	H	21-22	Louisville	-1	54-50
1-5-21	H	32-39	NC State	-7	74-70 (OT)
1-2-21	A	32-34	Miami (Fla.)	-2	66-65
12-29-20	H	29-34	Florida State	-5	77-67
3-11-20	N	21-23	Miami (Fla.)	-2	69-64
2-29-20	H	32-39	Florida State	-7	70-69
1-28-20	H	33-35	Syracuse	-2	71-70
1-21-20	H	31-37	Wake Forest	-6	71-68
1-11-20	A	29-39	North Carolina	-10	79-76 (OT)
11-24-19	N	23-25	TCU	-2	62-60 (OT)

OVERCOMING HALFTIME DEFICITS AND WIN BY 20 OR MORE

Date	Site	Half	Opponent	Half Margin	Final
12-2-22	H	26-33	Wake Forest	-7	77-57
11-19-15	H	31-33	Texas Southern	-2	76-56
2-7-98	H	28-29	Wake Forest	-1	71-46
2-5-83	H	32-35	Baptist	-3	81-60
2-3-77	H	32-33	Cleveland State	-1	77-55

TWO 20-POINT SCORERS

- For the first time in ACC play and in the new year, Clemson posted two players with 20+ points each. Hunter Tyson (27) and Chase Hunter (26) both helped carry Clemson to victory over Florida State.
- Clemson posted two-point scorers in a double-overtime win over Penn State. Hunter Tyson (24) and PJ Hall (22) combined for 46 of the Tigers' 101 points.
- Tyson and Hall made it two consecutive games scoring 20 points each, combining for 42 of the Tigers' 80 points in a 80-75 win over Towson.
- In Clemson's season opening win over The Citadel, both Chase Hunter and Ian Schieffelin each scored 20 point.

TWO 20-POINT SCORERS IN THE SAME GAME (SINCE 2016-17)

Date	Opponent	Players	Pts	Reb	Ast
2-25-23	NC State	Brevin Galloway	28	2	3
		PJ Hall	20	5	1
1-28-23	Florida State	Hunter Tyson	27	7	1
		Chase Hunter	26	4	3
12-7-22	Towson	PJ Hall	22	5	2
		Hunter Tyson	20	14	4
11-29-22	Penn State	Hunter Tyson	24	9	3
		PJ Hall	22	3	0
11-7-22	The Citadel	Chase Hunter	23	1	7
		Ian Schieffelin	20	14	2
1-14-20	3/3 Duke	Aamir Simms	25	9	5
		Tevin Mack	22	9	0
3-16-18	vs. New Mexico St.	Shelton Mitchell	23	3	5
		Gabe DeVoe	22	1	2
3-8-18	vs. Boston College	Gabe DeVoe	25	3	4

CLEMSON BIRTHDAYS

February 7	Chauncey Wiggins
February 21	PJ Hall
March 1	Ian Schieffelin
March 4	Josh Beadle
April 7	Devin Foster
April 8	Chase Hunter
April 16	Dillon Hunter
May 24	Jack Nauseef
June 10	RJ Godfrey
June 13	Hunter Tyson
June 17	Alex Hemenway
July 20	Chauncey Gibson
August 1	Matt Kelly
September 29	Daniel Nauseef
October 16	Ben Middlebrooks
November 15	Brad Brownell
December 13	Brevin Galloway

		Shelton Mitchell	21	4	1
2-3-18	at Wake Forest	Gabe DeVoe	24	5	1
		Marcquise Reed	22	7	2
12-9-17	Samford	Donte Grantham	20	4	2
		Shelton Mitchell	20	4	5
11-24-17	Texas Southern	Elijah Thomas	26	16	0
		Gabe DeVoe	21	4	2
3-7-17	vs. NC State	Jaron Blossomgame	22	4	1
		Shelton Mitchell	22	3	6
1-22-17	Virginia Tech	Jaron Blossomgame	20	5	2
		Avry Holmes	20	2	3
1-3-17	North Carolina	Jaron Blossomgame	24	7	1
		Avry Holmes	20	2	2

CLEMSON TOUGH TO BEAT WHEN ALLOWING 50 OR LESS POINTS

- In Brad Brownell's tenure as head coach at Clemson, the Tigers are a combined 55-2 when they allow 50 or less points to its opponent.
- The Tigers have won their last 34 contests in which they have allowed 50 or less points.
- The Tigers won a narrow game against Virginia Tech 51-50 on Jan. 21.
- Clemson held Loyola Maryland to just 41 points - the fewest allowed thus far in 2022-23.

CLEMSON'S RECORD IN GAMES ALLOWING 50 POINTS OR LESS (UNDER BROWNELL)

Year	Record
2010-11	6-1
2011-12	7-0
2012-13	6-1
2013-14	9-0
2014-15	3-0
2015-16	4-0
2016-17	2-0
2017-18	2-0
2018-19	4-0
2019-20	2-0
2020-21	5-0
2021-22	3-0
2022-23	2-0
RECORD	55-2

TYSON'S FIVE CONSECUTIVE DOUBLE-DOUBLES

- Clemson forward Hunter Tyson recorded five consecutive double-doubles, the longest streak of double-doubles by a Clemson player since Sharonne Wright had five in a row from Feb. 17-March 3, 1993.
- The Clemson record for consecutive double-doubles is nine by Tree Rollins. Rollins recorded a double-double in each of his last eight games in 1973-74, his freshman year, then had one in the first game of his sophomore year.
- Tyson is just the sixth Clemson player to have a streak of at least five consecutive double-doubles. It has been done a total of nine times. Rollins did it on three separate occasions, while Davis did it twice. The others to have a streak of at least five in a row are Wright, Horace Grant

TEAM NOTES

and Tom Mahaffey.

- Tyson has been in quite a run the last five games, all Clemson victories. For the five-game period he has shot 32-58 from the field (.551), 15-31 from three-point distance (.484), 22-27 from the line, (.814), pulled in 63 rebounds (12.6 per game,) and scored 101 points (20.2 per game). Additionally, he has just two turnovers in his last 187 minutes over the five games.
- Just for the record, the ACC mark for consecutive double-doubles is an incredible 40 by Billy Cunningham of North Carolina from 1962-64.

CLEMSON STREAK OF FIVE CONSECUTIVE DOUBLE-DOUBLES

Player	Years	No.
Tree Rollins	1973-75	9
Tree Rollins	1976-77	7
Dale Davis	1990-91	6
Hunter Tyson	2022-23	5
Sharone Wright	1992-93	5
Dale Davis	1989-90	5
Horace Grant	1986-87	5
Tom Mahaffey	1960-61	5

TYSON OFFENSIVE

- Hunter Tyson put on a show against NC State in a 78-64 Clemson victory.
- Tyson netted a career-high 31 points (26 in the second half) and grabbed a career-high 15 rebounds.
- It marked Tyson's seventh career double-double. Six have come this season.
- It was the most points by a Tiger since Tevin Mack scored 32 against Syracuse on Jan. 18, 2020.
- It was also tied for the second most points behind Mack's 32 that has been scored by a Tiger in any home ACC contest since 2002.
- Edward Scott scored 36 against Florida State on Feb. 23, 2002.
- Tyson is the 39th player in Clemson history to score at least 30 points in a game.
- He is just the sixth Tiger since 2014 to score 30 points in a game.

30-POINT GAMES UNDER BROWNELL

Date	Name	Site-Opponent	Points
12-30-22	Hunter Tyson	H-NC State	31
1-18-20	Tevin Mack	H-Syracuse	32
2-23-19	Marcquise Reed	H-Boston College	31
1-16-19	Marcquise Reed	H-Georgia Tech	30
3-23-18	Gabe DeVoe	N-Kansas	31
3-1-16	Jaron Blossomgame	H-Virginia	31
2-20-16	Jaron Blossomgame	A-NC State	33
2-8-16	Jaron Blossomgame	H-Notre Dame	30
3-19-14	K.J. McDaniels	H-Georgia State	30
2-11-14	K.J. McDaniels	A-Notre Dame	30

TWICE AS NICE

- Clemson has accomplished this feat three times this season, including against Georgia Tech and Pittsburgh with PJ Hall and Hunter Tyson.
- In Clemson's season opening win over The Citadel, both Hunter Tyson and Ian Schieffelin each posted a double-double.
- Tyson finished with 19 points and 13 rebounds, while Schieffelin finished with 20 and 14.
- It was Schieffelin's first career double double and the second of Tyson's career.
- Clemson posted two double-doubles in its win over Drake (Dec. 11, 2021).
- PJ Hall finished with 22 points and 13 rebounds, while David Collins posted 16 points and 10 boards.
- It was Hall's first double-double of his career and Collins' third and second in the last three contests.
- It marked the first time since Feb. 22, 2020 that multiple Tigers have eclipsed a double-double in the same game.
- Aamir Simms and John Newman III each tallied a double-double in the 82-64 win at Boston College. Simms

finished 12 points and 11 rebounds, while Newman totaled 11 points and 10 rebounds.

- It been accomplished eight times since the beginning of the 2010-11 season, including three double-doubles against Duke on Jan. 11, 2014.

MULTIPLE DOUBLE-DOUBLES SAME GAME (SINCE 2010-11)

Date	Opponent	Players	Pts	Reb	Asst
1-7-23	at Pittsburgh	Hunter Tyson PJ Hall	15 12	10 10	1 1
12-21-22	at Georgia Tech	PJ Hall Hunter Tyson	25 14	10 13	3 2
11-7-22	The Citadel	Ian Schieffelin Hunter Tyson	20 19	14 13	2 2
12-11-21	vs. Drake	PJ Hall David Collins	22 16	13 10	2 1
2-22-20	at Boston College	Aamir Simms John Newman	12 11	11 10	3 3
3-9-19	Syracuse	Marcquise Reed Elijah Thomas	24 13	10 11	2 1
2-21-18	at Virginia Tech	Marcquise Reed Elijah Thomas	28 12	10 10	3 1
11-12-17	N.C. A&T	Gabe DeVoe Donte Grantham	13 17	10 12	5 2
11-28-14	High Point	Landry Nnoko Jaron Blossomgame	10 14	13 13	0 3
1-11-14	Duke	K.J. McDaniels Jaron Blossomgame Landry Nnoko	24 14 10	10 14 13	0 1 0
2-28-13	North Carolina	Devin Booker Milton Jennings	25 12	11 10	0 5

GAMES WITH AT LEAST 40.0 PERCENT 3-POINT SHOOTING

- Below is yearly rundown of games Clemson has shot at least 40 percent on three-point shots, total games played and Clemson's record when shooting at least 40 percent on threes.

GAMES WITH 40.0 PERCENT 3-POINT SHOOTING

Year	40% Games-Total Games	W-L
1986-87	18-31	16-2
1987-88	8-29	4-4
1988-89	10-30	8-2
1989-90	10-35	8-2
1990-91	8-28	4-4
1991-92	14-28	7-7
1992-93	10-30	8-2
1993-94	13-34	10-3
1994-95	11-28	7-4
1995-96	8-29	5-3
1996-97	6-33	6-0
1997-98	11-32	8-3
1998-99	9-35	4-5
1999-00	11-30	4-7
2000-01	7-31	2-5
2001-02	9-30	5-4
2002-03	9-28	6-3
2003-04	6-28	4-2
2004-05	7-32	5-2
2005-06	7-32	6-1
2006-07	11-36	8-3
2007-08	12-34	10-2
2008-09	11-32	9-2
2009-10	13-32	12-1
		166-73

BROWNELL ERA

2010-11	10-34	6-4
2011-12	12-31	8-4
2012-13	9-31	9-0
2013-14	6-36	4-2
2014-15	3-31	3-0
2015-16	8-31	5-3
2016-17	10-33	7-3
2017-18	12-35	12-0
2018-19	8-34	6-2
2019-20	5-31	5-0
2020-21	9-24	6-3
2021-22	15-33	11-4
2022-23	11-29	10-1

TOTAL

258-99 (.723)

- Clemson is 92-26 under Brownell when the Tigers make at least 40.0 percent on 3-point shots.

CLEMSON'S FREE THROW SHOOTING VS. WAKE FOREST

- Clemson finished the game against Wake Forest 24-for-25 from the foul line.
- It marked the second-highest game percentage in Clemson history (min. 15 attempts) and the highest percentage in games with 20 or more free throw attempts.

CLEMSON'S TOP SINGLE GAME FREE THROW PERCENTAGES (20+ ATTEMPTS)

Pct.	Made-Att	Site-Opponent	Date
.960	24-25	H-Wake Forest	12-2-2022
.957	22-23	H-Duke	1-7-1997
.923	24-26	H-South Carolina	11-17-2013
.923	24-26	N-Duke	3-8-2017
.917	22-24	H-High Point	11-25-2016
.909	20-22	H-South Carolina	2-7-1987
.909	20-22	N-Boston College	3-8-2018
.906	29-32	H-South Carolina	1-5-1979
.906	29-32	N-Wake Forest	2-7-1979

CLEMSON UP FOR THE CHALLENGE

- Clemson's 23rd appearance in the Big Ten/ACC Challenge was one for the ages.
- Clemson overcame a halftime deficit and a 10-point deficit to down Penn State 101-94 in two overtimes in the last ACC/Big Ten Challenge game.
- The Tigers finish 13-10 all-time in the ACC/Big Ten Challenge.
- The Tigers are tied for fourth overall between both leagues with 13 wins (Duke 19, Virginia 14, Wake Forest 14).
- Clemson's 13 wins would be tied for the most in the Big Ten since the Challenge began in 1999.
- Clemson is 13-10 overall, including 7-5 at home. It's six road wins are tied for the best among all programs in both leagues (Duke, 6; Virginia, 6).
- Clemson did not have a matchup in 2013-14 due to the fact there were three more teams in the ACC than the Big Ten.
- The Tigers also clinched win No. 71 all-time against the current Big Ten with a victory over Penn State. Maryland wins are counted in that total.

CLEMSON IN ACC/BIG TEN CHALLENGE

Date	Opponent	Site	W/L	Score
Nov. 29, 2022	Penn State	H	W	^^101-94
Nov. 30, 2021	Rutgers	A	L	64-74
Dec. 9, 2020	Maryland	H	W	67-51
Dec. 2, 2019	Minnesota	A	L	60-78
Nov. 26, 2018	Nebraska	H	L	66-68
Nov. 29, 2017	Ohio State	A	W	79-65
Nov. 30, 2016	Nebraska	H	W	60-58
Nov. 30, 2015	Minnesota	A	L	83-89
Dec. 1, 2014	Rutgers	H	L	64-69
Nov. 28, 2012	Purdue	H	L	61-73
Nov. 29, 2011	Iowa	A	W	71-55
Nov. 30, 2010	Michigan	H	L	61-69
Dec. 2, 2009	Illinois	H	L	74-76
Dec. 2, 2008	Illinois	A	W	76-74
Nov. 27, 2007	Purdue	H	W	61-58
Nov. 29, 2006	Minnesota	A	W	90-68
Nov. 29, 2005	Penn State	A	W	96-88
Dec. 1, 2004	Ohio State	H	W	80-73
Dec. 3, 2003	Purdue	A	L	64-76
Dec. 3, 2002	Penn State	H	W	79-70
Nov. 28, 2001	Penn State	A	W	79-66
Nov. 28, 2000	Northwestern	H	W	57-44
Dec. 1, 1999	Penn State	A	L	75-85

^^ - Denotes two overtimes

CLEMSON'S DOUBLE-OVERTIME GAMES

- The Tigers overcame a 35-29 halftime deficit on Nov. 29 against Penn State.
- It was Clemson's 21st double-overtime game in

TEAM NOTES

program history. The Tigers are 12-9 in those games.

- Coincidentally, four of these games all happened on January 14.
- Clemson has played two triple overtime contests in its history. A 66-65 loss to Maryland in 1984 and a 73-72 loss to Duke in 1982.

CLEMSON'S ALL-TIME DOUBLE OVERTIME GAMES

Date	Opponent	Site	W/L	Score
Nov. 29, 2022	Penn State	H	W	101-94
March 2, 2014	Maryland	H	W	77-73
Feb. 11, 2014	Notre Dame	A	L	64-68
Feb. 10, 2008	North Carolina	A	L	93-103
Jan. 12, 2008	Florida State	H	W	97-85
Jan. 29, 2006	NC State	H	L	85-94
Feb. 13, 2002	Wake Forest	H	W	118-115
March 20, 1997	Minnesota	N	L	84-90
March 5, 1988	Georgia Tech	H	W	97-94
Nov. 26, 1982	Texas A&M	N	W	82-79
March 12, 1979	Old Dominion	H	L	59-61
Jan. 13, 1979	Wake Forest	H	W	71-66
Feb. 27, 1969	Wake Forest	H	L	104-112
Jan. 7, 1965	Maryland	H	L	65-67
Feb. 14, 1964	North Carolina	N	W	97-90
Jan. 14, 1960	Furman	A	W	85-83
Jan. 3, 1958	Virginia	H	L	85-88
Jan. 14, 1956	North Carolina	H	L	99-103
Jan. 14, 1950	Davidson	H	W	88-82
Jan. 14, 1930	Vanderbilt	A	W	48-42
Feb. 22, 1928	South Carolina	A	W	48-46

OVERCOMING 10-POINT DEFICITS

- Clemson has overcome a 10-point or more deficit seven times dating back to the beginning of the 2019-20 season.
- The Tigers found themselves down by 10 points in the first half against Penn State (Nov. 29) and would win in two overtimes.
- The Tigers overcame five 10-point or more deficits in 2019-20.

OVERCOMING 10-POINT DEFICITS (SINCE 2019)

Date	Opponent	Down	Time (Half)	Score	Final
11-29-22	Penn State	10	2:23 (1)	25-35	^101-94
3-2-22	Georgia Tech	13	12:10 (2)	40-53	68-65
11-9-21	Presbyterian	11	1:16 (1)	19-30	64-53
2-29-20	Florida State	10	19:40 (2)	32-42	70-69
1-28-20	Syracuse	10	16:26 (2)	35-45	71-70
1-21-20	Wake Forest	10	7:38 (1)	17-27	71-68
1-11-20	North Carolina	10	2:08 (2)	58-68	^79-76
11-24-19	TCU	15	7:39 (2)	37-52	^62-60

DEFENSIVE DOMINANCE

- Clemson held Loyola Maryland to just 14 first half points on Nov. 21 and it marked the ninth time during the Brownell Era that the Tigers have held a team to 15 points or less in a single half.
- The 14 points was tied for the second fewest allowed in any half and tied for the fewest allowed in a first half under Brownell.
- The 41 total points the Tigers held the Greyhounds was their third-lowest game score since 2010. Twice during the 2014-15 season the Greyhounds were held to less than 40 points.
- Loyola Maryland has been held to 45 points or less seven times since 2010, including Nov. 21 at Clemson.
- The 14 first half points were the lowest of any half of any of the previous six contests.

HOLDING OPPONENTS TO 15 POINTS OR LESS IN A SINGLE HALF (BROWNELL ERA)

Date	Site	Half	Opponent	Points	Final
11-21-22	H	1st	Loyola Maryland	14	W, 72-41
2-24-21	A	1st	Wake Forest	15	W, 60-39
12-9-20	H	1st	Maryland	15	W, 67-51
2-15-20	H	1st	Louisville	14	W, 77-62
12-20-19	H	2nd	Jacksonville	11	W, 68-39
12-15-15	H	2nd	Presbyterian	15	W, 69-41
11-8-13	H	1st	Stetson	15	W, 71-51
2-14-13	A	1st	Georgia Tech	15	W, 56-53
11-11-11	H	2nd	Gardner-Webb	15	W, 65-44

FIVE DOUBLE-DIGIT SCORERS IN THE SAME GAME

- In a dominant win over Syracuse (Feb. 22), the Tigers produced five double-digit scorers in a 91-73 win.
- For the third time this season, Clemson had five double-digit scorers in a game. This time in a 68-65 win over Virginia Tech.
- Clemson had five players score in double figures in a 77-57 win over Wake Forest on Dec. 2 and a 76-66 win over Bellarmine on Nov. 18.
- Against the Demon Deacons, PJ Hall led the way with 21, while Hunter Tyson (15), Brevin Galloway (14), Alex Hemenway (12) and Chase Hunter (11) followed suit in double-figures.
- Chase Hunter (15), Brevin Galloway (14), Ian Schieffelin (13), Hunter Tyson (11) and PJ Hall (10).
- It was the most since Clemson posted six double-digit scorers against Miami (Ohio) (Dec. 14, 2021). It was the first time in nearly three seasons the Tigers accomplished it that many.
- Alex Hemenway (17), David Collins (14), Hunter Tyson (13), Al-Amir Dawes (13), PJ Hall (13) and Naz Bohannon (10) rounded out the scoring.
- Clemson last accomplished six double-digit scorers on Nov. 6, 2018 against The Citadel in a 100-80 win.
- Marcquise Reed (20), Shelton Mitchell (16), Aamir Simms (16), Elijah Thomas (15), Clyde Trapp (13) and David Skara (11) rounded out the scoring for the Tigers.
- Since the 2017-18 season, Clemson has produced five double-digit scorers in the same game 15 times. Clemson is 15-0 in those games.

FIVE DOUBLE-DIGIT SCORERS SAME GAME (SINCE 2017-18)

Date	Opponent	Players	Pts
1-22-23	Syracuse	Hunter Tyson PJ Hall Brevin Galloway Chase Hunter Ian Schieffelin	29 16 15 13 10
1-4-23	Virginia Tech	Hunter Tyson PJ Hall Chase Hunter Brevin Galloway RJ Godfrey	13 13 12 11 10
12-2-22	Wake Forest	PJ Hall Hunter Tyson Brevin Galloway Alex Hemenway Chase Hunter	21 15 14 12 11
11-18-22	Bellarmine	Chase Hunter Brevin Galloway Ian Schieffelin Hunter Tyson PJ Hall	15 14 13 11 10
12-14-21	Miami (Oh.)	Alex Hemenway David Collins Al-Amir Dawes PJ Hall Hunter Tyson Naz Bohannon	17 14 13 13 13 10
12-11-21	vs. Drake^	PJ Hall Al-Amir Dawes David Collins Nick Honor Alex Hemenway	22 19 16 12 12
11-15-21	Bryant	Hunter Tyson Nick Honor PJ Hall Al-Amir Dawes David Collins	20 16 14 11 10
2-22-20	at Boston College	Al-Amir Dawes Aamir Simms John Newman III Tevin Mack Hunter Tyson	22 12 11 11 11
1-4-20	NC State	Aamir Simms Al-Amir Dawes Tevin Mack Curran Scott	17 16 14 14

Date	Opponent	Players	Pts
12-30-18	Lipscomb	John Newman III Marcquise Reed David Skara Elijah Thomas Clyde Trapp Shelton Mitchell	12 26 17 12 11 10
12-22-18	at South Carolina	Marcquise Reed David Skara Shelton Mitchell Elijah Thomas Clyde Trapp	20 14 11 11 10
11-6-18	The Citadel	Marcquise Reed Shelton Mitchell Aamir Simms Elijah Thomas John Newman III David Skara	20 16 16 15 13 11
12-30-17	NC State	Marcquise Reed Gabe DeVoe Shelton Mitchell Donte Grantham Elijah Thomas	18 15 14 13 10
12-7-17	Samford	Donte Grantham Shelton Mitchell Gabe DeVoe Marcquise Reed Elijah Thomas	20 20 14 13 11
11-12-17	N.C. A&T	Donte Grantham Gabe DeVoe Marcquise Reed Elijah Thomas Shelton Mitchell	17 13 13 13 10

^ - Overtime game

GAMES PLAYED ON HEAD COACH BRAD BROWNELL'S BIRTHDAY

- Head Coach Brad Brownell celebrated his 54th birthday on Nov. 15 against USC Upstate.
- Coach Brownell has coached seven games on his birthday throughout his career and is 6-1 all-time, including 4-0 at Clemson, 1-1 at Wright State and 1-0 at UNC Wilmington.

HEAD COACH BRAD BROWNELL RECORD ON HIS BIRTHDAY

Date	Opponent	Site	Score
11-15-22	USC Upstate	H	W, 81-70
11-15-21	Bryant	H	W, 93-70
11-15-15	UTSA	H	W, 78-45
11-15-10	Wofford	H	W, 78-70
11-15-09	vs. Belmont	N	W, 82-73
11-15-08	Illinois State	H	L, 61-69
11-15-05	Northwestern	N	W, 56-48

TWENTY POINTS OFF THE BENCH

- In Clemson's season opening win over The Citadel, Ian Schieffelin scored 20 points off the bench for the Tigers.
- It marked the eighth occurrence for the Tigers since the 2010-11 season that a player has scored 20 off the bench.
- Schieffelin is the sixth player to accomplish the feat, joining Al-Amir Dawes (1), Nick Honor (1), Hunter Tyson (1), Marcquise Reed (3 and Adonis Filer (1).
- Filer, like Schieffelin, scored 20+ off the bench against The Citadel.

20 POINTS OFF THE BENCH FOR CLEMSON (SINCE 2010-11)

Date	Opponent	Players	Pts	FG/FGA
11-7-22	The Citadel	Ian Schieffelin	20	9/13
3-6-21	Pittsburgh	Al-Amir Dawes	21	7/10
1-5-21	NC State	Nick Honor	21	8/11
11-17-19	Detroit Mercy	Hunter Tyson	20	7/13
12-22-18	at South Carolina	Marcquise Reed	20	7/12
2-14-17	Wake Forest	Marcquise Reed	21	5/10
12-31-16	at Wake Forest	Marcquise Reed	21	6/11
1-1-13	The Citadel	Adonis Filer	21	7/7

SEASON OPENING DOMINANCE

- With a win over The Citadel on Nov. 7, 2022, Clemson has won 37-out-of-38 games to open a season, which dates back to the 1985-86 season.

TEAM NOTES

- Head coach Brad Brownell is 12-1 in season openers at Clemson.

CLEMSON SIGNS ASA THOMAS

• Head Coach Brad Brownell and his staff added **Asa Thomas** (Lake Forest, Illinois/Lake Forest) to the Clemson University men's basketball program on Wednesday. Thomas signed a letter of intent to play for the Tigers beginning in 2023-24.

• *"Asa is a highly skilled wing with a high basketball IQ and a knack for always making the right play. While an outstanding shooter, Asa's size, versatility and feel for the game should allow him to play multiple positions during his Clemson career. Asa is an outstanding student who comes from a great family. Our staff can't wait for him to get to Tigertown."*

• Thomas is a 6-7, 185-pound guard from Lake Forest, Ill. and is rated a three-star prospect, according to 247Sports and Rivals.

• Thomas led the Illinois Wolves (AAU) in scoring this past summer on the UAA circuit averaging 15.1 points per game, while shooting 45.0 percent from the field and 38.0 percent from three. He was recognized by Synergy Sports as being the most offensively efficient player on the UAA 17U circuit this past summer. Thomas averaged a circuit-best 1.07 points per possession.

• At Lake Forest High School, Thomas averaged 17.1 points and 6.3 rebounds per game, while shooting 40.3 percent from three and 85.2 percent from the foul line. He made a school-record 98 three-point field goals and scored 1,130 career points.

• Thomas is ranked as the eighth-best player in the 2023 class from the state of Illinois.

• Thomas chose Clemson over Illinois, Iowa, Wisconsin, Virginia Tech, Marquette and DePaul.

BIG NIGHT FOR THE TYSON FAMILY

• Opening night of the college basketball season was special for Hunter Tyson and his family.

• Not only did Hunter produce his second career double-double with 19 points and 13 rebounds in a 80-69 win over The Citadel, but his little brother Cade had quite the night.

• Cade Tyson is a freshman at Belmont University and scored 18 points in his first career game for the Bruins.

• Even more special for Cade was the fact that with his team down 69-67 and 1.4 seconds remaining, Cade corralled an inbound pass and knocked down a game-winning 3-pointer as time expired.

• The play was No. 1 on ESPN's SportsCenter Top 10 the next day.

CURRENT BROTHERS AND/OR TWINS PLAYING ON THE SAME TEAM

• Chase and Dillon Hunter playing together this season gives the Tigers two sets of brothers on the same roster.

• With the addition of Daniel Nauseef to the active roster last season, he joined his brother Jack.

• The Hunters and Nauseefs are two of 28 sets of brothers nationwide to play on the same team.

• The Clemson pair of brothers is just the second occurrence nationwide. Kansas City also has two sets of brothers playing on its 2022-23 roster this season.

• The Hunters and Nauseefs join Trevor and Devin Booker, George and John Coakley, Horace and Harvey Grant, Eddie and George Krajack and Donnie, Richie, Randy and Tom Mahaffey.

• The list below is ordered alphabetically by school.

Carter and Jake Murphy, Air Force

Jaden and Jahvon Quinerly, Alabama

Makhel and Makhli Mitchell, Arkansas (twins)

Azuolas and Tautvilas Tubelis, Arizona (twins)

Taran and Tre Armstrong, California Baptist

Kareem and Kaseem Watson, CSU Bakersfield (twins)

Makai Ashton-Langford and DeMarr Langford Jr., Boston College

Chase and Dillon Hunter, Clemson

Daniel and Jack Nauseef, Clemson

Redford and Dow Dunton, Fort Wayne

Josh and Peter Oduro, George Mason

Donavan and Zane Short, Green Bay

Connor and Patrick McCaffery, Iowa

Amhad and Armon Jarrard, IUPUI

Precious and Promise Idiuru, Kansas City (twins)

Allen and Logan Mukeba, Kansas City

Fousseyni and Hassan Drame, La Salle (twins)

Milos and Veljko Ilic, Loyola-Maryland (twins)

Kaleb and Kobe Brown, Missouri

Dischon and Dorell Thomas, Montana

Frank and Louis Fidler, Omaha

Jacob and Tanner Grovers, Oklahoma

Guillermo Diaz and Jorge Graham, Pitt (twins)

Elliyas and Jaiden Delaire, San Diego

Triston and Tyler Broughton, San Diego State (twins)

Lamar and Shamar Wright, SIUE (twins)

Braden and Shae Korpela, Washington State (twins)

IT'S IN THE CLEMSON FAMILY

• Jeff Reynolds enters his second season at Clemson with four decades of experience at the collegiate level.

• Reynolds is on staff for Hunter Tyson's senior and graduate seasons, which provides a special overlap for him.

• While the head coach at Wingate University, Reynolds coached Tyson's father, Jonathan.

• Jonathan Tyson was an All-State selection by USA Today in 1997 and posted a then record of 1,650 points at Sun Valley High in Monroe, N.C.

• The elder Tyson was a two-time South Atlantic Conference Second Team selection in 1999-00 and a First Team selection 2000-01.

• During Tyson's player career under Reynolds, Wingate won two conference championships and advanced to the second round of two NCAA Division II Tournaments.

• While Reynolds was an assistant at UNCG in 1995, he recruited the Tigers' second all-time leading scorer and current Director of Player Development Terrell McIntyre. Needless to say, Reynolds is happy to finally be working with McIntyre.

• Current undergraduate manager Conner Pederson is the son of former basketball manager and current Lander women's basketball Head Coach Kevin Pederson.

• Conner is in his sophomore year and second working with the men's program. His sister, Clary, works with the women's program as a freshman.

• Conner's mom, Adair, was as student worker in the sports information office for longtime SID and current basketball radio analyst Tim Bourret. Adair's father, Gary Clary, worked as a student in sports information for legendary SID Bob Bradley.

IN THE RAFTERS: CLEMSON HONORING LITTLEJOHN LEGENDS

• Clemson basketball has a rich history of incredible moments, jaw-dropping plays and legendary players. The basketball programs, IPTAY and the Block C Club have come together to recognize some of the most iconic members of the Clemson Basketball Family by hanging their jerseys from the rafters.

• The inaugural group will be celebrated throughout the 2021-22 campaign. Men's Basketball alumnus Jordan Roper, now a member of the IPTAY staff, spearheaded the initiative.

• The inaugural group of retired jerseys includes: Horace Grant, Trevor Booker, Dale Davis, Elden Campbell, Terrell McIntyre, Tree Rollins, Sharone Wright, Larry Nance, Banks McFadden, Greg Buckner and Jaron Blossomgame.

• The 11 from the men's program have combined for five NBA championships and a Slam Dunk Champion (Horace Grant – Four titles, Elden Campbell – One title, Larry

Nance – Slam Dunk Champion). Ten of the members have scored 1,000 points and seven are in the Top 10, including Campbell and McIntyre – the only two members to eclipse 1,800 career points. McIntyre is currently on the men's basketball staff as the director of player development.

BRAD BROWNELL WINS 100TH GAME AGAINST ACC OPPONENT

• Head Coach Brad Brownell won his 100th game against an ACC team with a 77-62 win over Pittsburgh (March 6, 2021).

*LIT*TLEJOHN COLISEUM

• The Tigers are 74-18 (.804) dating back to the beginning of the 2017-18 season on their home floor.

• Since the inception of the newly renovated Littlejohn Coliseum (2016-17 season), the Tigers are 83-24 overall (.776 percent).

• In non-conference regular season games, the Tigers are 40-3 during that span (.930 percent).

• In total non-conference games, including home NIT games, the Tigers are 41-5 (.891 percent).

CLEMSON SEASON BREAKDOWN BY UNIFORM

• In 2017-18 the Tigers debuted three new jerseys to their arsenal, including a new version of its home white and road orange uniform. They also debuted purple, anthracite and throwback jerseys.

• Clemson wore its 2017-18 home whites the most last season, wearing them for 19-out-of-their-32 regular season games.

• With the exception of one home game in which Clemson wore 1990's throwback home white uniform against Pittsburgh, the Tigers wore its 17-18 home whites on the road in a 14-point win at Ohio State. The Buckeyes wore all red that night.

• They also wore white during their two-point triumphant comeback win over then No. 22-ranked Florida on Dec. 16 in the Orange Bowl Classic.

• 18 of the Tigers' 25 wins in 2017-18 came while wearing their home whites.

CLEMSON'S RECORD BY UNIFORM (17/18-pres.)

Uniform	Times Worn	Wins	Losses
Home White	96	78	18
Road Orange	61	26	35
Home Orange	1	1	0
90's Throwback Home White	14	6	8
Home Purple	1	1	0
Purple	7	2	5
Anthracite	5	1	4

0 JOSH BEADLE

RFr. | Guard | 6-3 | 182
Columbia, S.C. | Cardinal Newman



» CAREER HIGH			
Points	10	vs. Florida State	2/15/23
Rebounds	3	2x, last vs. Iowa	11/26/22
Assists	3	3x, last vs. Towson	12/7/22
Steals	2	at South Carolina	11/11/22
Blocks	2	vs. Penn State	11/29/22
FG Made	4	2x, last vs. Florida State	2/15/23
3FG Made	2	vs. Towson	12/7/22
FT Made	2	vs. Richmond	12/17/22
Minutes	29	vs. NC State	12/30/22

» ABOUT JOSH BEADLE	
Born	March 4, 2003
Hometown	Columbia, S.C.
High School	Cardinal Newman High School
Major	Pre-Business

» 2022-23 GAME-BY-GAME

OPPONENT	FG	PCT.	3FG	PCT.	FT	PCT.	OR-DR-TOT	PF	A	TO	BLK	STL	PTS	MIN
The Citadel	0-3	.000	0-0	.000	0-0	.000	0-1-1	3	1	0	0	0	0	12
at South Carolina	0-4	.000	0-0	.000	0-0	.000	1-1-2	0	0	1	0	2	0	14
USC Upstate	1-2	.500	0-1	.000	0-0	.000	0-0-0	1	0	2	0	0	2	11
Bellarmine	DNP													
Loyola Maryland	1-5	.200	0-2	.000	0-0	.000	0-3-3	0	3	0	0	0	2	21
vs. [25] Iowa	4-12	.333	0-4	.000	0-0	.000	0-3-3	2	1	1	0	1	8	21
vs. California	0-0	.000	0-0	.000	0-0	.000	0-0-0	0	0	0	0	0	0	5
Penn State	2-4	.500	0-0	.000	0-0	.000	0-2-2	4	3	1	2	0	4	19
Wake Forest	0-1	.000	0-0	.000	0-0	.000	0-3-3	2	1	1	0	0	0	20
Towson	2-4	.500	2-2	1.000	0-0	.000	0-1-1	0	3	1	0	0	6	11
vs. Loyola Chicago	1-2	.500	0-0	.000	0-0	.000	0-0-0	1	0	2	0	0	2	6
vs. Richmond	0-1	.000	0-1	.000	2-4	.500	0-1-1	2	0	2	0	1	2	9
at Georgia Tech	0-1	.000	0-1	.000	0-0	.000	0-1-1	2	1	0	0	0	0	7
NC State	2-5	.400	0-1	.000	1-1	1.000	0-1-1	4	1	0	1	0	5	29
at Virginia Tech	1-1	1.000	0-0	.000	1-2	.500	0-2-2	2	1	2	0	0	3	20
at Pittsburgh	1-3	.333	1-3	.333	0-0	.000	0-0-0	2	3	0	0	0	3	22
Louisville	1-3	.333	0-0	.000	0-0	.000	0-1-1	3	1	0	0	2	2	21
[24] Duke	2-4	.500	0-1	.000	0-0	.000	0-1-1	0	2	1	1	1	4	14
* at Wake Forest	3-3	1.000	0-0	.000	2-2	1.000	0-1-1	5	0	2	0	1	8	14
* Virginia Tech	0-1	.000	0-1	.000	0-0	.000	0-2-2	3	1	2	1	0	0	15
Georgia Tech	0-0	.000	0-0	.000	0-0	.000	0-0-0	0	0	1	0	0	0	3
at Florida State	1-2	.500	1-2	.500	0-0	.000	0-1-1	1	0	2	0	0	3	10
at Boston College	1-3	.333	0-1	.000	0-0	.000	0-1-1	3	0	1	0	0	2	18
[23] Miami (Fla.)	0-1	.000	0-0	.000	0-0	.000	0-0-0	3	1	0	0	0	0	4
at North Carolina	0-1	.000	0-1	.000	0-0	.000	0-0-0	0	0	1	0	0	0	11
Florida State	4-6	.667	1-2	.500	1-2	.500	0-0-0	1	2	1	0	1	10	19
at Louisville	0-0	.000	0-0	.000	0-0	.000	0-0-0	1	0	0	0	0	0	1
Syracuse	0-2	.000	0-1	.000	0-0	.000	0-1-1	1	1	0	0	0	0	5
at NC State	1-2	.500	0-0	.000	0-0	.000	0-1-1	0	0	2	0	0	2	10
at Virginia														
Notre Dame														

* - Game Started; [] AP Ranking

» NOTES

BEADLE REDSHIRTED 2021-22 SEASON

- It was announced on Monday, Nov. 15, 2021 that freshman Josh Beadle would redshirt.

BEFORE CLEMSON

- Rated as a three-star prospect, according to 247Sports and Rivals.
- Beadle averaged 16.9 points, 6.2 rebounds, 3.8 assists and 1.4 steals per game last season for Cardinal Newman.
- Beadle won back-to-back SCISA Class 3A championships at Cardinal Newman and led the team in scoring last season. Beadle eclipsed the 1,000-point mark for his career.
- Over the last three seasons, Beadle has shot better than 50.0 percent from the floor, including 40.0 percent from three and over 70.0 percent from the free throw line. He is a three-time All-Region and All-State player, while also being named to several All-Tournament teams and earning multiple All-Star selections.
- Beadle chose Clemson over Wake Forest and VCU.

"Josh is a combo guard with speed and athleticism who can affect the game in both the full and half court. Josh has very good basketball instincts which allow him to make plays for himself and others. I love to add guys to our program who are winners and Josh has won back-to-back state titles at Cardinal Newman. He's an impressive young man, serving as his senior class president in high school. We expect Josh to have a prominent leadership role in our program."

» CAREER STATS

Year	GP	GS	Min.	Field Goals			3-PT			FT			Rebounds				PF	DQ	A	TO	Blk	Stl	Pts.	Avg.
				FG	FGA	Pct.	FG	FGA	Pct.	FT	FTA	Pct.	OR	DR	TOT	Avg.								
2021-22	REDSHIRT																							
2022-23	28	2	376	28	76	.368	5	24	.208	7	11	.636	1	28	29	1.0	46	1	26	25	5	9	68	2.4
TOTAL	28	2	376	28	76	.368	5	24	.208	7	11	.636	1	28	29	1.0	46	1	26	25	5	9	68	2.4

1 CHASE HUNTER

RJr. | Guard | 6-3.5 | 204
Atlanta, Ga. | Westlake



» CAREER HIGH

Points	26	at Florida State	1/28/23
Rebounds	7	2x, last at Boston College	2/26/22
Assists	11	vs. Syracuse	2/22/23
Steals	3	vs. Florida State	1/23/21
FG Made	10	vs. Wake Forest	2/23/22
3FG Made	5	vs. Bellarmine	11/18/22
FT Made	10	at Florida State	1/28/23
Minutes	37	vs. Bellarmine	11/18/22

» ABOUT CHASE HUNTER

Born April 8, 2001
Hometown Atlanta, Ga.
High School Westlake
Major Parks, Recreation, Tourism Management
» 247Sports Top 100 Prospect, ranked No. 4 player in the state of Georgia, ranked No. 14 combo guard in the country according to 247Sports.
» Chose Clemson over Georgia, Virginia, Oklahoma and Michigan State.

» 2022-23 GAME-BY-GAME

OPONENT	FG	PCT.	3FG	PCT.	FT	PCT.	OR-DR-TOT	PF	A	TO	BLK	STL	PTS	MIN
* The Citadel	8-17	.471	3-4	.750	4-4	1.000	1-0-1	0	7	0	0	0	23	34
* at South Carolina	5-12	.417	0-1	.000	3-4	.750	1-4-5	1	5	1	0	1	13	33
* USC Upstate	7-12	.583	4-6	.667	2-4	.500	0-3-3	4	3	2	1	0	20	35
* Bellarmine	5-8	.625	5-6	.833	0-0	.000	0-2-2	3	8	3	0	0	15	37
* Loyola Maryland	4-6	.667	1-2	.500	1-2	.500	0-1-1	0	1	4	0	0	10	19
* vs. [25] Iowa	7-15	.467	2-5	.400	5-5	1.000	0-3-3	3	6	3	0	0	21	28
* vs. California	5-10	.500	3-6	.500	1-3	.333	0-1-1	1	7	3	0	2	14	35
* Penn State	1-12	.083	1-3	.333	4-4	1.000	0-1-1	5	5	1	1	0	7	29
* Wake Forest	3-7	.429	0-4	.000	5-5	1.000	0-3-3	3	4	7	1	0	11	30
* Towson	4-9	.444	4-8	.500	2-4	.500	0-2-2	1	7	3	1	1	14	35
* vs. Loyola Chicago	5-13	.385	1-5	.200	2-3	.667	0-2-2	2	2	3	0	1	13	34
* vs. Richmond	7-12	.583	2-3	.667	2-3	.667	0-2-2	2	3	1	0	1	18	29
* at Georgia Tech	4-13	.308	0-3	.000	6-7	.857	1-2-3	2	4	4	1	1	14	35
* NC State	4-12	.333	1-3	.333	3-4	.750	0-2-2	0	3	1	1	1	12	35
* at Virginia Tech	3-8	.375	0-2	.000	6-6	1.000	0-2-2	2	4	2	0	2	12	23
* at Pittsburgh	6-14	.429	1-3	.333	4-4	1.000	1-4-5	3	3	0	0	1	17	32
* Louisville	4-10	.400	1-5	.200	4-4	1.000	1-6-7	3	4	3	0	0	13	38
* [24] Duke	1-10	.100	0-3	.000	3-3	1.000	1-2-3	2	1	2	0	0	5	28
at Wake Forest	DNP													
Virginia Tech	DNP													
Georgia Tech	DNP													
* at Florida State	7-12	.583	2-5	.400	10-11	.909	0-4-4	4	3	3	0	0	26	27
* at Boston College	4-14	.286	0-5	.000	4-4	1.000	0-4-4	3	0	5	0	0	12	32
* [23] Miami (Fla.)	3-12	.250	0-3	.000	0-0	.000	0-4-4	2	6	2	0	0	6	38
* at North Carolina	3-16	.188	1-8	.125	8-8	1.000	0-4-4	1	4	2	1	0	15	33
* Florida State	7-9	.778	2-3	.667	2-2	1.000	0-1-1	2	6	1	0	0	18	28
* at Louisville	7-13	.538	1-2	.500	0-2	.000	0-5-5	4	6	2	0	1	15	36
* Syracuse	4-9	.444	4-9	.444	1-2	.500	0-3-3	0	11	2	0	1	13	31
* at NC State	5-13	.385	2-5	.400	3-5	.600	0-2-2	2	3	2	0	2	15	28
at Virginia	DNP													
Notre Dame	DNP													

* - Game Started; [] AP Ranking

» NOTES

HUNTER SETS CAREER-HIGH ASSIST MARK

- Chase Hunter totaled 11 assists against Syracuse (Feb. 22). That set a new career-best for Hunter.
- The 11 assists tied for the most by an individual player during the Brad Brownell Era (since 2010).
- Hunter tied former teammate Clyde Trapp who did it on Feb. 6, 2021 also against Syracuse. Marcquise Reed also accomplished it against Georgia Tech on Jan. 28, 2018.

CAREER-HIGH AT FLORIDA STATE

- Chase Hunter recorded a career-high 26 points in a win at Florida State.
- Hunter finished 7-for-12 from the floor and 10-for-11 from the foul line in the contest. He scored the game-winning layup on an and-one play to win 82-81.

CHASE HUNTER STARTS 2022-23 STRONG

- Chase Hunter got off to a lightning quick start this season in the opener against The Citadel.
- Hunter scored 19 first half points en route to a career-high-tying 23 points on 8-of-17 shooting.
- Hunter dished out a career-best eight assists in a 76-66 win over Bellarmine.

HUGE WEEK FOR HUNTER

- Chase Hunter was the star of the week for the Tigers after posting back-to-back 20-point games against Wake Forest and Boston College.
- Hunter recorded his second 20-point game as a Tiger at Boston College, finishing with a career high 23 points on 7-for-9 shooting, including a career-high eight free throws.
- Hunter recorded his first 20-point game as a Tiger against Wake Forest, finishing with a career high 21 points on a career-best 10 made field goals.

HUNTER'S 7-GAME STRETCH (JAN. 4 - FEB. 2)

- Chase Hunter provided a consistent spark off the Tiger bench over seven contests, which included three starts.
- Hunter was 19-for-30 from the floor (62.5 percent), 6-for-11 from three (54.5 percent), averaged 9.1 points and 3.0 rebounds.
- Hunter scored his fifth double-figure scoring game of the season against Florida State (Feb. 2) with 12 points.

CAREER DAY ON SOUTH BEACH

- Chase Hunter scored a then-career-high 15 points on 5-of-7 shooting against the Hurricanes. Hunter also tied

» CAREER STATS

Year	GP	GS	Min.	Field Goals			3-PT			Rebounds			Avg.	PF	DQ	A	TO	Blk	Stl	Pts.	Avg.			
				FG	FGA	Pct.	FG	FGA	Pct.	FT	FTA	Pct.										OR	DR	TOT
2019-20	9	4	175	17	45	.378	7	23	.304	7	11	.636	1	8	9	1.0	17	0	14	12	0	7	48	5.3
2020-21	24	4	337	28	90	.311	5	35	.143	8	12	.667	6	23	29	1.2	27	0	22	19	3	10	69	2.9
2021-22	33	15	749	78	173	.451	20	58	.345	45	60	.750	16	72	88	2.7	57	0	60	33	6	15	221	6.7
2022-23	26	26	826	123	298	.413	41	112	.366	85	103	.825	6	69	75	2.9	55	1	116	62	7	15	372	14.3
TOTAL	92	49	2087	246	606	.406	73	228	.320	145	186	.780	29	172	201	2.2	156	1	212	126	16	47	710	7.7

» HUNTER NOTES

his career-best with three 3-pointers.

- The 15 points scored were the most since his freshman season when he scored 13 against Presbyterian (Nov. 7, 2019).

CAREER HIGH STEALS

- Chase Hunter scored nine points in 16 minutes of action against Florida State (Jan. 23, 2021). He also snagged a career-high three steals in the process.
- He topped his previous season-highs (which also came earlier against FSU), with four field goals and nine points.

HUNTER SUFFERED FOOT INJURY

- Suffered a foot injury earlier in his freshman season that forced him to miss 19 total games.
- Played in two games over that stretch, but made his return on Jan. 18, 2020 at NC State, playing also against Wake Forest and at Louisville.

BEFORE CLEMSON

- Comes to Clemson as a four-star prospect and No. 98 overall in 247Sports' Top 100 for the 2019 class.
- 247Sports ranks Hunter as the No. 4 player in the state of Georgia and the No. 14 combo guard in the country.
- Averaged 15.6 points, 4.1 rebounds, 2.3 assists and 1.8 steals per game as a junior.
- Scored in double-figures in 17-of-22 games and scored more than 20 points on eight occasions, including at least 30 points twice.
- On the Under Armour circuit, Hunter averaged 14.0 points, 2.7 assists, 2.5 rebounds and 1.5 steals per game.
- Hunter chose Clemson over Georgia, Virginia, Oklahoma and Michigan State.

HIGH SCHOOL ACCOLADES

- 247Sports Top 100 Prospect
- Ranked No. 4 player in the state of Georgia
- Ranked No. 14 combo guard in the country according to 247Sports

2 DILLON HUNTER

Fr. | Guard | 6-3.5 | 193
Atlanta, Ga. | Westlake



» CAREER HIGHS

Points	9	vs. Georgia Tech	1/24/23
Rebounds	4	vs. Loyola Maryland	11/21/22
Offensive Rebounds	2	vs. Loyola Maryland	11/21/22
Assists	5	at Florida State	1/28/23
Steals	2	vs. Richmond	12/17/22
Blocks	1	vs. California	11/26/22
FG Made	3	2x, last vs. Georgia Tech	1/24/23
3FG Made	1	vs. Georgia Tech	1/24/23
FT Made	2	2x, last vs. NC State	12/30/22
Minutes	36	vs. Georgia Tech	1/24/23

» ABOUT DILLON HUNTER

Born April 16, 2003
Hometown Atlanta, Ga.
High School Westlake High School
Major Parks, Recreation, Tourism Management
Fun Fact Younger brother of Chase Hunter

» 2022-23 GAME-BY-GAME

OPPONENT	FG	PCT.	3FG	PCT.	FT	PCT.	OR-DR-TOT	PF	A	TO	BLK	STL	PTS	MIN
The Citadel	0-1	.000	0-0	.000	0-0	.000	0-2-2	2	0	1	0	1	0	11
at South Carolina	0-1	.000	0-0	.000	0-0	.000	0-0-0	1	1	0	0	0	0	7
USC Upstate	1-3	.333	0-1	.000	0-1	.000	0-0-0	2	1	0	0	0	2	14
Bellarmine	0-1	.000	0-1	.000	0-0	.000	0-2-2	0	1	0	0	0	0	5
Loyola Maryland	2-5	.400	0-0	.000	0-0	.000	2-2-4	1	2	2	0	0	4	20
vs. [25] Iowa	0-0	.000	0-0	.000	0-0	.000	0-0-0	0	0	0	0	0	0	1
vs. California	0-1	.000	0-1	.000	0-0	.000	0-0-0	1	3	0	1	0	0	13
Penn State	0-1	.000	0-0	.000	0-0	.000	0-2-2	0	3	2	0	0	0	10
Wake Forest	0-1	.000	0-0	.000	0-0	.000	0-0-0	0	0	0	0	0	0	6
Towson	DNP													
vs. Loyola Chicago	0-1	.000	0-0	.000	0-0	.000	0-2-2	0	0	0	0	0	0	6
vs. Richmond	0-1	.000	0-0	.000	0-0	.000	0-0-0	0	1	0	0	2	0	11
at Georgia Tech	0-3	.000	0-2	.000	2-2	1.000	0-2-2	3	4	0	0	1	2	23
NC State	1-2	.500	0-1	.000	2-2	1.000	0-3-3	2	2	0	0	0	4	18
at Virginia Tech	0-2	.000	0-0	.000	0-0	.000	0-1-1	0	0	1	0	0	0	5
at Pittsburgh	0-0	.000	0-0	.000	0-1	.000	0-0-0	1	0	0	0	1	0	9
Louisville	0-1	.000	0-1	.000	0-0	.000	0-1-1	1	0	0	0	0	0	3
[24] Duke	0-0	.000	0-0	.000	0-0	.000	0-0-0	0	0	0	0	1	0	5
at Wake Forest	0-3	.000	0-2	.000	0-0	.000	0-0-0	4	2	0	0	1	0	13
Virginia Tech	3-5	.600	0-2	.000	0-1	.000	0-3-3	2	1	0	0	1	6	23
* Georgia Tech	3-5	.600	1-1	1.000	2-2	1.000	0-1-1	1	2	4	0	1	9	36
* at Florida State	0-4	.000	0-3	.000	1-2	.500	1-4-5	2	5	1	0	0	1	26
at Boston College	0-2	.000	0-1	.000	0-0	.000	0-0-0	0	1	1	0	0	0	16
[23] Miami (Fla.)	0-0	.000	0-0	.000	0-0	.000	0-0-0	0	0	1	0	0	0	2
at North Carolina	0-1	.000	0-0	.000	0-0	.000	0-0-0	1	1	0	0	0	0	6
Florida State	2-3	.667	0-1	.000	0-0	.000	0-3-3	2	2	1	0	1	4	17
at Louisville	0-1	.000	0-1	.000	0-0	.000	0-0-0	0	0	0	0	0	0	3
Syracuse	0-0	.000	0-0	.000	0-0	.000	0-2-2	2	4	1	0	1	0	11
at NC State	1-1	1.000	0-0	.000	1-2	.500	0-1-1	2	0	3	0	1	3	17
at Virginia														
Notre Dame														

* - Game Started; [] AP Ranking

» NOTES

BEFORE CLEMSON

- Hunter is a 6-4, 190-pound guard from Atlanta, Ga.
- He is the younger brother of current Tiger Chase Hunter, is ranked No. 64 in the ESPN 100 and rated a four-star prospect.
- Hunter chose Clemson over Baylor, Auburn, Florida State, Kentucky, Georgia and Georgia Tech.

"Dillon comes from an athletic, high achieving family," said Brownell. "I've enjoyed coaching his brother Chase the last three years, and it will sure be fun to have Dillon here with him contributing in Clemson orange. Our staff looked to add positional size and skill to our team with the incoming freshmen class. Dillon is certainly another example of that, especially at the point guard position. He has excellent vision and a feel for the game, which makes him an outstanding passer and facilitator who complements our other freshmen very well. This rounds out an excellent freshmen class for our program."

» CAREER STATS

Year	GP	GS	Min.	Field Goals			3-PT			FT	FTA	Pct.	Rebounds			PF	DQ	A	TO	Blk	Stl	Pts.	Avg.	
				FG	FGA	Pct.	FG	FGA	Pct.				OR	DR	TOT									Avg.
2022-23	28	3	338	13	49	.265	1	18	.056	8	13	.615	3	31	34	1.2	30	0	36	19	1	12	35	1.3
TOTAL	28	3	338	13	49	.265	1	18	.056	8	13	.615	3	31	34	1.2	30	0	36	19	1	12	35	1.3

4 IAN SCHIEFFELIN

So. | Forward | 6-7 | 230
Loganville, Ga. | Grayson



» CAREER HIGHS

Points	20	vs. The Citadel	11/7/22
Rebounds	14	vs. The Citadel	11/7/22
Offensive Rebounds	9	vs. The Citadel	11/7/22
Assists	6	3x, last vs. Syracuse	2/22/23
Steals	2	vs. Notre Dame	2/12/22
Blocks	1	5x, last vs. Bellarmine	11/18/22
FG Made	9	vs. The Citadel	11/7/22
3FG Made	1	5x, last vs. The Citadel	11/7/22
FT Made	5	vs. Bellarmine	11/18/22
Minutes	36	vs. Duke	1/14/23

» ABOUT IAN SCHIEFFELIN

Born March 1, 2003
Hometown Loganville, Ga.
High School Grayson High School
Major Pre-Business
Fun Fact Played high school basketball with 2022-23 freshman Chauncey Wiggins

» 2022-23 GAME-BY-GAME

OPPONENT	FG	PCT.	3FG	PCT.	FT	PCT.	OR-DR-TOT	PF	A	TO	BLK	STL	PTS	MIN
The Citadel	9-13	.692	1-2	.500	1-3	.333	9-5-14	1	2	1	1	0	20	31
at South Carolina	0-4	.000	0-0	.000	0-0	.000	1-1-2	0	1	1	0	0	0	12
USC Upstate	1-1	1.000	0-0	.000	0-0	.000	1-3-4	1	3	0	0	1	2	14
Bellarmine	4-6	.667	0-1	.000	5-5	1.000	0-3-3	2	0	1	1	1	13	19
Loyola Maryland	2-3	.667	1-1	1.000	0-0	.000	0-6-6	1	2	2	0	1	5	19
vs. [25] Iowa	3-6	.500	0-1	.000	1-2	.500	1-2-3	2	0	1	0	0	7	25
vs. California	0-1	.000	0-0	.000	0-0	.000	0-1-1	1	0	0	0	1	0	10
Penn State	2-4	.500	0-1	.000	4-7	.571	1-3-4	4	1	0	0	0	8	16
Wake Forest	0-0	.000	0-0	.000	2-2	1.000	1-5-6	2	3	0	0	1	2	15
Towson	1-1	1.000	0-0	.000	0-0	.000	1-0-1	4	2	0	0	0	2	10
vs. Loyola Chicago	2-3	.667	0-1	.000	2-2	1.000	0-2-2	2	0	1	0	0	6	11
* vs. Richmond	1-7	.143	0-1	.000	2-2	1.000	0-3-3	1	3	0	0	0	4	18
* at Georgia Tech	2-3	.667	0-0	.000	0-0	.000	0-2-2	2	1	0	0	0	4	15
NC State	3-6	.500	0-0	.000	0-0	.000	0-3-3	0	0	1	0	0	6	9
* at Virginia Tech	1-4	.250	0-1	.000	0-1	.000	1-3-4	2	0	1	0	0	2	16
* at Pittsburgh	2-2	1.000	0-0	.000	2-2	1.000	0-4-4	5	3	3	0	0	6	19
* Louisville	3-5	.600	1-2	.500	1-1	1.000	0-3-3	3	3	2	1	1	8	27
* [24] Duke	3-5	.600	0-1	.000	0-0	.000	1-7-8	4	6	0	1	1	6	36
* at Wake Forest	1-3	.333	0-0	.000	0-0	.000	2-1-3	4	0	1	0	1	2	19
* Virginia Tech	1-6	.167	0-2	.000	4-4	1.000	1-3-4	3	1	2	1	1	6	30
* Georgia Tech	1-5	.200	0-2	.000	0-1	.000	1-6-7	1	6	1	0	0	2	28
* at Florida State	0-2	.000	0-1	.000	0-0	.000	1-2-3	3	1	2	1	1	0	15
* at Boston College	1-1	1.000	0-0	.000	0-0	.000	0-0-0	0	1	4	0	0	2	13
* [23] Miami (Fla.)	1-1	1.000	0-0	.000	1-2	.500	0-2-2	0	0	1	0	0	3	14
* at North Carolina	1-3	.333	1-2	.500	0-0	.000	2-5-7	1	2	1	0	0	3	18
* Florida State	1-2	.500	0-0	.000	1-1	1.000	0-2-2	3	4	0	0	0	3	17
* at Louisville	0-4	.000	0-0	.000	2-2	1.000	2-1-3	2	1	1	0	0	2	20
* Syracuse	5-8	.625	0-0	.000	0-3	.000	6-2-8	0	6	2	0	1	10	30
* at NC State	3-6	.500	0-1	.000	0-0	.000	3-1-4	4	0	2	0	0	6	25
at Virginia														
Notre Dame														

* - Game Started; [] AP Ranking

» NOTES

CHEF COMING UP HUGE VS. DUKE

- Ian Schieffelin posted six points, eight rebounds, a career-high six assists and drew three charges against Duke (Jan. 14).
- Schieffelin was just one charge off from the program record of four in a game.
- He also played in a career-high 36 minutes.

CHEF COOKING IN 2022 SEASON OPENER

- Ian Schieffelin demolished his previous career high with a 20 point performance on 9-of-13 shooting from the floor.
- The nine made field goals also served as a career high for the sophomore.
- Schieffelin had a monster night on the boards, tallying a career-best 14 rebounds. He secured a career-best nine on the offensive glass.
- The nine offensive rebounds were the most for a Tiger since James Mays had 10 at Maryland on Jan. 13, 2007.
- It was the most by a Tiger in Littlejohn since Sharrod Ford had 10 vs. Georgia Tech on Feb. 28, 2004.

CHEF'S BIG NIGHT VS. UNC

- Ian Schieffelin set a new career-best with 12 points on 4-for-6 shooting. His four made field goals were a career-high.
- He tied his career high with one made 3-pointer and one assist, while setting a career mark with three made free throws against the Tar Heels.

EFFICIENT OUTING AT VIRGINIA

- Ian Schieffelin tied his career-high with six points on 3-for-4 shooting in a win over Virginia (Dec. 22).
- Schieffelin played eight minutes and score six points, grabbed one rebound and dished one assist.

CHEF BREAKS OUT VS. BRYANT

- Ian Schieffelin broke out against Bryant on Nov. 15. Schieffelin scored six points and was a perfect 3-for-3 from the field.
- The freshman also posted a season-high four rebounds, including two on the offensive glass.
- He added an assist and a steal against the Bulldogs.

BEFORE CLEMSON

- Rated as a three-star prospect, according to 247Sports and Rivals.
- Schieffelin averaged 12.0 points, 12.0 rebounds and 3.0 blocks per game last season for Grayson, a top-

» CAREER STATS

Year	GP	GS	Min.	Field Goals			3-PT			Rebounds			PF	DQ	A	TO	Blk	Stl	Pts.	Avg.				
				FG	FGA	Pct.	FG	FGA	Pct.	OR	DR	TOT									Avg.			
2021-22	30	7	349	34	86	.395	5	16	.313	20	28	.714	28	56	84	2.8	48	1	27	22	6	7	93	3.1
2022-23	29	17	555	54	115	.470	4	20	.200	28	40	.700	35	81	116	4.0	58	1	53	31	6	11	140	4.8
TOTAL	59	24	904	88	201	.438	9	36	.250	48	68	.706	63	137	200	3.4	106	2	80	53	12	18	233	3.9


» SCHIEFFELIN NOTES

ranked program in Georgia. Last year they finished ranked 10th in the country and were No. 1 among public schools.

- As a sophomore, Schieffelin averaged 10.1 points, 7.7 rebounds and 1.0 block per game, while helping lead Grayson to a 25-4 record and a Region 8-AAAAAAA championship.
- Schieffelin chose Clemson over Virginia Tech and Dayton.

5 HUNTER TYSON

Gr. | Forward | 6-8 | 217
Monroe, N.C. | Piedmont



» CAREER HIGHS

Points	31	vs. NC State	12/30/22
Rebounds	15	vs. NC State	12/30/22
Offensive Rebounds	6	vs. South Carolina	12/18/21
Assists	4	2x, last vs. Towson	12/7/22
Steals	4	vs. Yale	12/22/19
Blocks	3	vs. Miami (Ohio)	12/14/21
FG Made	10	vs. Florida State	1/28/23
3FG Made	6	2x, last vs. Syracuse	2/22/23
FT Made	9	vs. NC State	12/30/22
Minutes	46	vs. Penn State	11/29/22

» ABOUT HUNTER TYSON

Born June 13, 2000
Hometown Monroe, N.C.
High School Piedmont
Major Sports Communications; Athletic Leadership
Fun Fact Father, Jonathan, played at Wingate University for current Special Assistant to the Head Coach Jeff Reynolds; Brother, Cade, is a freshman on Belmont University's basketball team

» 2022-23 GAME-BY-GAME

OPPONENT	FG	PCT.	3FG	PCT.	FT	PCT.	OR-DR-TOT	PF	A	TO	BLK	STL	PTS	MIN
* The Citadel	6-12	.500	1-5	.200	6-9	.667	3-10-13	1	2	3	0	3	19	38
* at South Carolina	4-11	.364	2-5	.400	0-1	.000	0-4-4	4	2	3	0	1	10	27
* USC Upstate	4-11	.364	0-4	.000	0-0	.000	5-7-12	1	3	0	0	0	8	37
* Bellarmine	3-9	.333	3-5	.600	2-2	1.000	2-8-10	0	1	0	1	2	11	35
* Loyola Maryland	4-10	.400	2-5	.400	4-4	1.000	3-6-9	1	2	2	0	1	14	18
* vs. [25] Iowa	4-11	.364	3-5	.600	2-2	1.000	3-5-8	3	2	0	0	1	13	37
* vs. California	4-8	.500	2-4	.500	4-4	1.000	0-5-5	3	0	1	0	1	14	28
* Penn State	7-11	.636	3-4	.750	7-8	.875	1-8-9	2	3	0	0	1	24	46
* Wake Forest	3-6	.500	1-2	.500	8-8	1.000	0-10-10	1	2	1	0	2	15	33
* Towson	7-12	.583	4-5	.800	2-3	.667	3-11-14	1	4	1	0	0	20	36
* vs. Loyola Chicago	4-10	.400	0-5	.000	2-2	1.000	0-6-6	2	0	2	0	2	10	34
* vs. Richmond	7-14	.500	2-6	.333	0-0	.000	2-6-8	2	3	0	0	2	16	30
* at Georgia Tech	6-12	.500	2-6	.333	0-0	.000	2-11-13	1	2	0	0	0	14	39
* NC State	9-13	.692	4-5	.800	9-9	1.000	2-13-15	2	0	1	0	0	31	37
* at Virginia Tech	4-12	.333	3-10	.300	2-2	1.000	0-14-14	2	2	0	0	0	13	40
* at Pittsburgh	4-7	.571	2-3	.667	5-7	.714	0-10-10	2	1	0	0	0	15	35
* Louisville	9-14	.643	4-7	.571	6-9	.667	2-9-11	1	0	1	0	1	28	35
* [24] Duke	2-6	.333	0-3	.000	3-4	.750	0-6-6	1	0	3	0	0	7	37
* at Wake Forest	7-14	.500	2-7	.286	3-4	.750	3-11-14	3	2	0	0	0	19	38
* Virginia Tech	4-10	.400	2-7	.286	2-2	1.000	0-10-10	1	1	3	0	1	12	37
* Georgia Tech	4-8	.500	2-5	.400	2-2	1.000	0-8-8	3	1	2	0	1	12	26
* at Florida State	10-17	.588	6-12	.500	1-2	.500	1-6-7	2	1	4	0	2	27	40
* at Boston College	6-13	.462	4-7	.571	6-6	1.000	2-6-8	3	1	1	0	2	22	37
* [23] Miami (Fla.)	5-7	.714	3-5	.600	0-0	.000	0-10-10	2	3	1	0	0	13	38
* at North Carolina	1-2	.500	1-1	1.000	0-0	.000	1-6-7	1	0	2	1	1	3	32
* Florida State	3-7	.429	1-5	.200	3-4	.750	1-7-8	1	0	1	0	2	10	25
* at Louisville	5-14	.357	2-9	.222	0-0	.000	1-3-4	4	1	0	0	1	12	35
* Syracuse	10-16	.625	6-12	.500	3-3	1.000	2-8-10	1	1	0	0	1	29	34
* at NC State	4-7	.571	2-4	.500	2-2	1.000	0-11-11	1	2	1	0	0	12	35
at Virginia														
Notre Dame														

* - Game Started; [] AP Ranking

Louisville Head Coach Kenny Payne (Jan. 11, 2023)

"Amazing. He's the one guy on this team that we really wanted to target, to know where he is at all times, and he gets 28 and 11. That goes to show he plays hard, he's skilled, he passes the ball, he's unselfish, he lets the game come to him and he's efficient. Hell of a player, hell of a player."

Miami Head Coach Jim Larranaga (Feb. 4, 2023)

"He's a pro. He's a great player. Making some of those 3s, for someone who's played the game, it's hard to catch the ball, not move your feet, not do anything and just make the shot from as far out as he did. He's a great player."

Head Coach Brad Brownell on Hunter Tyson (2021-22):

"He's playing like a senior, he's a mature guy, he understands what it takes, he wants to win, he wants to do well, he's been a tremendous kid to coach, he's developed through our program and does everything you ask. He wants to do so well; he wants to continue to lead. He's the leader of our team. He's leading every way possible, by example, by the way he approaches practice, the way he talks to our young guys. He's been a pleasure to coach this year."

» NOTES

HUNTER TYSON NATIONALLY

- Hunter Tyson is averaging 15.6 points and 9.4 rebounds per game entering the contest against Virginia, including 16.3 and 9.8 in ACC play.
- Tyson leads the ACC in defensive rebounds per game (8.10) and is third in the country. He's fourth in total rebounds in the ACC and 24th nationally (274).
- His 9.4 rebounds per game are fourth in the league and 22nd in the country.
- Tyson's 14 double-doubles this season ranks second in the ACC and 12th in the country.
- The last Tiger to average a double-double was Sharone Wright in 1993-94.
- The last time a Clemson player had three-straight games with at least 13 rebounds was Trevor Booker from Feb. 25 to March 3, 2009. Hunter Tyson accomplished this feat from Dec. 21, 2022 to Jan. 4, 2023.
- The record for consecutive games with at least 13 rebounds is eight by Tree Rollins. He did it eight-straight games his senior season.

TYSON TOTALS 14TH DOUBLE-DOUBLE OF THE SEASON

- Hunter Tyson finished with 12 points and 11 rebounds, securing his 14th double-double of the season at NC State.
- Tyson is now tied for ninth in program history for double-doubles in a single season.

CLEMSON DOUBLE-DOUBLE INDIVIDUAL SEASON BESTS

Rk	Name	Year	Dbl-Dbls
1	Dale Davis	1989-90	20
2	Tree Rollins	1976-77	19
	Dale Davis	1990-91	19
4	Sharone Wright	1993-94	18
5	Tom Mahaffey	1960-61	16
	Tree Rollins	1973-74	16
	Horace Grant	1985-86	16
8	Sharone Wright	1992-93	15
9	Tree Rollins	1974-75	14
	Harold Jamison	1998-99	14
	Hunter Tyson	2022-23	14

TYSON BECOMES ALL-TIME GAMES PLAYED LEADER AT CLEMSON

- Hunter Tyson played in his 135th game at Clemson when the Tigers defeated the Wolfpack 96-71. Tyson finished with his 14th double-double of the season and also became the all-time leader in games played.
- The previous mark was 134 games set by Cliff Hammonds (2004-08), K.C. Rivers (2005-09), Trevor Booker (2006-10) and David Potter (2006-10).

» CAREER STATS

Year	GP	GS	Min.	Field Goals			3-PT			Rebounds				PF	DQ	A	TO	Blk	Stl	Pts.	Avg.			
				FG	FGA	Pct.	FG	FGA	Pct.	OR	DR	TOT	Avg.											
2018-19	31	0	258	16	63	.254	11	47	.234	6	9	.667	6	26	32	1.0	18	0	12	6	8	2	49	1.6
2019-20	31	3	422	57	128	.445	27	84	.321	29	41	.707	20	72	92	3.0	31	0	11	15	3	17	170	5.5
2020-21	19	12	320	47	101	.465	22	51	.431	27	35	.771	12	67	79	4.2	28	0	6	17	6	9	143	7.5
2021-22	25	24	638	90	193	.466	26	75	.347	44	56	.786	33	104	137	5.5	54	0	32	24	8	20	250	10.0
2022-23	29	29	1005	150	304	.493	69	163	.423	84	99	.848	39	235	274	9.4	52	0	42	33	2	28	453	15.6
TOTAL	135	68	2643	360	789	.456	155	420	.369	190	240	.792	110	504	614	4.5	183	0	103	95	27	76	1065	7.9

TYSON JOINS 1,000-POINT CLUB

- Clemson fifth-year player Hunter Tyson become the 43rd Tiger player in history to score 1,000 career points.
- Tyson is a native of Monroe, N.C. and he attended Piedmont High School where he scored 2,131 career points, the all-time school record.
- Tyson became the seventh player from the state of North Carolina to score 1,000 career points at Clemson. The list includes current Clemson staff member Terrell McIntyre, who scored 1,839 points between 1995-99, still second-best in Clemson history. McIntyre is from Raeford.
- The other 1,000-point scorers from the Tar Heel State are Vincent Hamilton (Rutherfordton), the late Demontez Stitt (Matthews), Shawan Robinson (Raleigh), Shelton Mitchell (Waxhaw) and Billy Williams (Raleigh).

TYSON'S FIVE CONSECUTIVE DOUBLE-DOUBLES

- Clemson forward Hunter Tyson recorded five consecutive double-doubles, the longest streak of double-doubles by a Clemson player since Sharone Wright had five in a row from Feb. 17-March 3, 1993.
- The last Tiger to record six straight double-doubles was Clemson Ring of Honor inductee Dale Davis during the 1990-91 season, his senior year.
- The Clemson record for consecutive double-doubles is nine by Tree Rollins. Rollins recorded a double-double in each of his last eight games in 1973-74, his freshman year, then had one in the first game of his sophomore year.
- Tyson is just the sixth Clemson player to have a streak of at least five consecutive double-doubles. It has been done a total of nine times. Rollins did it on three separate occasions, while Davis did it twice. The others to have a streak of at least five in a row are Wright, Horace Grant and Tom Mahaffey.
- Tyson has been in quite a run the last five games, all Clemson victories. For the five-game period he has shot 32-58 from the field (.551), 15-31 from three-point distance (.484), 22-27 from the line, (.814), pulled in 63 rebounds (12.6 per game,) and scored 101 points (20.2 per game). Additionally, he has just two turnovers in his last 187 minutes over the five games.
- Just for the record, the ACC mark for consecutive double-doubles is an incredible 40 by Billy Cunningham of North Carolina from 1962-64.

CLEMSON STREAK OF FIVE CONSECUTIVE DOUBLE-DOUBLES

Player	Years	No.
Tree Rollins	1973-75	9
Tree Rollins	1976-77	7
Dale Davis	1990-91	6
Hunter Tyson	2022-23	5
Sharone Wright	1992-93	5
Dale Davis	1989-90	5
Horace Grant	1986-87	5
Tom Mahaffey	1960-61	5

ACC PLAYER OF THE WEEK (JAN. 2).

- Hunter Tyson earned his first ACC Player of the Week honor on Jan. 2, 2023. He is a co-winner with Pittsburgh's Jamarius Burton.
- Tyson is the Tigers' first winner since Aamir Simms in 2020.

TYSON OFFENSIVE

- Hunter Tyson put on a show against NC State in a 78-64 Clemson victory.
- Tyson netted a career-high 31 points (26 in the second half) and grabbed a career-high 15 rebounds.
- It marked Tyson's seventh career double-double. Six have come this season.
- It was the most points by a Tiger since Tevin Mack scored 32 against Syracuse on Jan. 18, 2020.
- It was also tied for the second most points behind

Mack's 32 that has been scored by a Tiger in any home ACC contest since 2002.

- Edward Scott scored 36 against Florida State on Feb. 23, 2002.
- Tyson is the 39th player in Clemson history to score at least 30 points in a game.
- He is just the sixth Tiger since 2014 to score 30 points in a game.

30-POINT GAMES UNDER BROWNELL

Date	Name	Site-Opponent	Points
12-30-22	Hunter Tyson	H-NC State	31
1-18-20	Tevin Mack	H-Syracuse	32
2-23-19	Marcquise Reed	H-Boston College	31
1-16-19	Marcquise Reed	H-Georgia Tech	30
3-23-18	Gabe DeVoe	N-Kansas	31
3-1-16	Jaron Blossomgame	H-Virginia	31
2-20-16	Jaron Blossomgame	A-NC State	33
2-8-16	Jaron Blossomgame	H-Notre Dame	30
3-19-14	K.J. McDaniels	H-Georgia State	30
2-11-14	K.J. McDaniels	A-Notre Dame	30

TYSON'S CAREER DOUBLE-DOUBLES

- Hunter Tyson collected his 15th career double-double and 14th of the 2022-23 season against NC State.
- Tyson totaled a career-best 31 points and career-high 15 rebounds in the 78-64 win over the Wolfpack.

HUNTER TYSON DOUBLE-DOUBLES

Date	Opponent	Points	Rebounds
Feb. 25, 2023	NC State	12	11
Feb. 22, 2023	Syracuse	29	10
Feb. 4, 2023	Miami (Fla.)	13	10
Jan. 21, 2023	Virginia Tech	12	10
Jan. 17, 2023	Wake Forest	19	14
Jan. 11, 2023	Louisville	28	11
Jan. 7, 2023	Pittsburgh	15	10
Jan. 4, 2023	Virginia Tech	13	14
Dec. 30, 2022	NC State	31	15
Dec. 21, 2022	Georgia Tech	14	13
Dec. 7, 2022	Towson	20	14
Dec. 2, 2022	Wake Forest	15	10
Nov. 18, 2022	Bellarmine	11	10
Nov. 7, 2022	The Citadel	19	13
Dec. 18, 2021	South Carolina	18	13

TYSON'S SECOND DOUBLE-DOUBLE

- Hunter Tyson totaled his second career double-double in the season opening win over The Citadel.
- Tyson finished with 19 points and a career-high-tying 13 rebounds.
- Tyson nearly gave the Tigers three 20-point scorers in the same game since 2006.

TYSON SUFFERS BROKEN CLAVICLE

- Hunter Tyson suffered a broken clavicle on Feb. 2, 2022 against Florida State.
- Tyson returned to play on March 2 against Georgia Tech.

100 CAREER GAMES

- Hunter Tyson played in his 100th career game on Saturday, Jan. 22 against Pitt.

DOUBLE-DOUBLE TYSON

- Hunter Tyson finished off his first career double-double against South Carolina (Dec. 18).
- Tyson finished with 18 points and a career-high 13 rebounds. Of his 13 rebounds, a career-best six came on the offensive glass.

TYSON CONSISTENT TO OPEN 21-22

- Hunter Tyson provided a steady array of production up and down the box score to help propel Clemson to a season-opening victory.
- The senior scored 14 points on seven shots, grabbed seven rebounds and added a steal.
- Tyson scored a season-high 20 points against Bryant in a 93-70 win. He finished 8-for-13 from the field.
- Tyson has posted 12 double-digit scoring games this season, while also collecting at least five rebounds in 14-

of-20 games.

TYSON'S LAST SIX TO END 20-21 SEASON

- Over his last six contests, Hunter Tyson averaged 11.4 points and 6.6 rebounds.
- He was 23-for-44 (.523) from the floor and 11-for-20 (.550) from 3-point range.
- Tyson was 10-for-13 from the foul line during that stretch.

TYSON DRAWS THREE CHARGES

- Hunter Tyson drew three charges in a win over Pittsburgh (March 6, 2021).
- Three is one off of a Clemson record for a single game.
- Marc Campbell drew four against Georgia Tech in 1983-84.
- Both Bobby Conrad and Marvin Dickerson each drew four in the same game against North Carolina in 1978-79.

CAREER NIGHT ON THE GLASS

- Hunter Tyson came away with a then-career-high 10 rebounds in a win over Wake Forest (Feb. 24, 2021).
- Two of his rebounds came on the offensive glass.
- He narrowly missed on his first career double-double, finishing with nine points and 10 rebounds.

BIG GAME HUNTING

- Junior forward Hunter Tyson, a Monroe, N.C. native, scored all 16 of his points in the second half against North Carolina in a 63-50 convincing victory on Feb. 2, 2021.
- Tyson scored nine-straight points to end the game, including 11-of-the-last-13 for the Tigers.
- He finished 5-for-11 from the floor, 2-for-5 from three and a perfect 4-for-4 at the foul line. He grabbed four boards, while collecting two steals, one block and one assist.

HOT START TO 2020-21 SEASON

- Tyson got off to a great start to the season, shooting 54.2 percent from the floor, 46.7 percent from three and 70.0 percent at the line through the first five games of the season.
- Tyson is also rebounding better than any point from earlier in his career, averaging 3.6 boards per game.
- Averaging 14.9 minutes per game, Tyson has provided a much needed boost in the starting lineup and off the bench.
- After missing five games due to injury and another three due to postponements, Tyson returned to the floor against Virginia.
- Tyson finished 3-for-5 from the floor, knocking in a triple, grabbing two rebounds and finishing with seven points in 18 minutes.

TYSON IS KEY OFF TIGER BENCH

- Tyson started to put together solid outings for Clemson off of the bench during the 2019-20 season.
- The Monroe, N.C. native made it back-to-back double-digit scoring games off the bench for Clemson with 10 points in a loss at Georgia Tech.
- Tyson now has six double-digit scoring games last season for the Tigers.
- Tyson provided his fifth double-digit scoring game off the bench for the Tigers in a rout at Boston College (Feb. 22, 2020).
- Tyson was perfect from the floor in all aspects, 4-for-4 from the floor, including 1-for-1 from distance and finished 2-for-2 from the foul line.
- In what was a historic consecutive game stretch for the Tigers, Tyson has provided a boost off the bench.
- Tyson scored seven points in the Tigers' 79-72 victory over No. 3 Duke (Jan. 14, 2020). He finished 2-for-3 from the floor and 2-for-3 from 3-point land.
- In a historic program victory over North Carolina, Tyson knocked down a clutch 3-pointer a mere 13 seconds after checking into the game at the 1:55 mark to help close the

gap in the final moments of regulation.

- Tyson has now posted his fourth double-digit scoring game of his career and of the season off the bench.
- Tyson scored 11 points against Yale (Dec. 22, 2019) to collect his fourth double-digit scoring game of his career.
- He also swiped four steals on the night - a new career-high and tied for the second-most in a single game this season with roommate John Newman III.

20-PIECE TYSON

- In just his second career start, Hunter Tyson enjoyed a career-best performance.
- Tyson scored a career-high 21 points on a career-best nine made field goals to help fuel a Tiger victory over Wake Forest (Jan. 21, 2020).
- Tyson was 9-for-13 from the floor and 2-for-5 from distance in the contest, scoring many of his buckets in traffic around the rim, including an emphatic fastbreak two-handed dunk.
- The Monroe, N.C. native grabbed five rebounds, including two on the offensive glass.

TYSON'S 20-PIECE

- Hunter Tyson scored a career-high 20 points in an 87-65 victory over Detroit Mercy (Nov. 17, 2019).
- Tyson became the first Tiger to score 20 points off the bench since Marcquise Reed last season at South Carolina (Dec. 22, 2018).
- Tyson's damage came via the 3-point ball. He made a career-best five long balls on 10 attempts, while also connecting on a career-high seven made field goals.

10 BEN MIDDLEBROOKS

So. | Forward | 6-10.5 | 242

Fort Lauderdale, Fla. | Westminster Academy



» CAREER HIGHS

Points	10	vs. NC State	12/30/22
Rebounds	9	at Boston College	2/26/22
Offensive Rebounds	5	vs. NC State	12/30/22
Assists	2	3x, last vs. Georgia Tech	3/2/22
Blocks	2	vs. Georgia Tech	3/2/22
Steals	2	3x, last vs. Virginia Tech	1/4/23
FG Made	4	at Boston College	2/26/22
3FG Made	--	--	--
FT Made	4	vs. NC State	12/30/22
Minutes	27	at Boston College	2/26/22

» ABOUT BEN MIDDLEBROOKS

Born October 16, 2002
Hometown Fort Lauderdale, Fla.
High School Westminster Academy
Major Pre-Business
Fun Fact Sister Mackenzy played tennis at Clemson and graduated in 2021; Nephew of former Florida State quarterback Danny Kanell who spent seven seasons in the NFL playing for the New York Giants, Atlanta Falcons and Denver Broncos.

» 2022-23 GAME-BY-GAME

OPPONENT	FG	PCT.	3FG	PCT.	FT	PCT.	OR-DR-TOT	PF	A	TO	BLK	STL	PTS	MIN
* The Citadel	0-0	.000	0-0	.000	0-0	.000	0-1-1	1	0	0	0	1	0	9
* at South Carolina	1-3	.333	0-0	.000	0-2	.000	1-1-2	0	0	0	1	2	2	10
* USC Upstate	0-0	.000	0-0	.000	1-2	.500	0-1-1	1	1	1	0	0	1	7
* Bellarmine	2-3	.667	0-0	.000	0-0	.000	2-1-3	4	0	0	0	0	4	9
* Loyola Maryland	0-2	.000	0-0	.000	0-0	.000	1-2-3	1	0	1	1	2	0	10
* vs. [25] Iowa	1-2	.500	0-1	.000	0-0	.000	1-2-3	2	0	0	0	0	2	11
* vs. California	3-4	.750	0-0	.000	0-0	.000	1-7-8	3	1	1	1	0	6	21
Penn State	3-5	.600	0-1	.000	2-3	.667	1-0-1	0	0	2	0	0	8	10
Wake Forest	0-1	.000	0-0	.000	2-2	1.000	0-0-0	2	0	0	0	1	2	8
Towson	0-1	.000	0-0	.000	0-0	.000	1-1-2	5	0	0	1	0	0	10
vs. Loyola Chicago	0-1	.000	0-0	.000	0-0	.000	0-0-0	1	0	1	1	1	0	6
vs. Richmond	3-4	.750	0-0	.000	2-2	1.000	2-3-5	2	1	1	1	0	8	18
at Georgia Tech	1-1	1.000	0-0	.000	0-0	.000	0-1-1	3	0	1	0	0	2	7
NC State	3-8	.375	0-3	.000	4-4	1.000	5-2-7	3	1	1	0	1	10	17
at Virginia Tech	1-3	.333	0-0	.000	2-2	1.000	0-2-2	2	0	0	0	2	4	16
at Pittsburgh	2-3	.667	0-0	.000	2-3	.667	1-2-3	1	1	1	0	0	6	10
Louisville	2-2	1.000	0-0	.000	2-3	.667	2-3-5	1	1	1	1	0	6	23
[24] Duke	2-4	.500	0-0	.000	3-3	1.000	3-2-5	5	0	0	1	0	7	12
at Wake Forest	0-3	.000	0-0	.000	0-0	.000	1-1-2	1	1	0	0	0	0	9
Virginia Tech	0-2	.000	0-0	.000	0-0	.000	1-3-4	2	0	3	0	0	0	9
Georgia Tech	2-3	.667	0-0	.000	0-0	.000	0-1-1	0	1	0	2	2	4	11
at Florida State	0-0	.000	0-0	.000	0-0	.000	0-0-0	0	0	0	0	0	1	5
at Boston College	0-3	.000	0-0	.000	0-0	.000	2-2-4	0	0	0	1	1	0	7
[23] Miami (Fla.)	2-3	.667	0-0	.000	0-0	.000	1-1-2	3	1	0	0	0	4	9
at North Carolina	2-2	1.000	0-0	.000	4-4	1.000	0-4-4	4	1	0	0	0	8	14
Florida State	1-1	1.000	0-0	.000	0-0	.000	4-1-5	3	0	0	0	0	2	11
at Louisville	0-0	.000	0-0	.000	0-0	.000	1-2-3	3	0	0	1	1	0	8
Syracuse	1-1	1.000	0-0	.000	1-2	.500	1-0-1	3	0	0	0	1	3	9
at NC State	1-1	1.000	0-0	.000	2-2	1.000	0-3-3	4	0	0	0	0	4	8
at Virginia														
Notre Dame														

* - Game Started; [] AP Ranking

» NOTES

MIDDLEBROOKS BREAKS OUT AT BC

- Ben Middlebrooks finished 4-for-6 from the field for a then career-high eight points. He also finished with a career-best nine rebounds.
- Of his nine rebounds, four came on the offensive glass.
- The game marked his second career start. His first start came against Wake Forest (Feb. 23).

BEFORE CLEMSON

- Middlebrooks is a 6-10, 232-pound frontcourt player who is rated as a four-star prospect, according to ESPN.
- As a senior at Westminster Academy, he averaged 20.5 points and 13.6 rebounds per game. During his junior year at Westminster Academy, he averaged 20.0 points and 13.0 rebounds per game.
- He was a member of Each 1 Teach 1 Elite basketball program and they reached the Elite Eight of the 2021 Nike EYBL Peach Jam. He finished second in rebounding during Peach Jam with 9.9 per game. He also tallied 7.7 points per contest.
- Middlebrooks chose Clemson over Florida, Auburn, Georgia, Ole Miss, Virginia Tech, Notre Dame and Dayton.

PERSONAL

- Middlebrooks' sister, Mackenzy, was a member of Clemson's women's tennis program and graduated in 2021.

"The Clemson Family certainly rings true with the Middlebrooks. I'm very happy that Ben chose to join his sister and become a Tiger," said Brownell. "Ben is a skilled, versatile big who moves very well for his size and rebounds the ball at a high level. He has a high motor and excels because of his skill level and high basketball IQ. His passion for Clemson was evident throughout the recruiting process and fans will see it in his play."

» CAREER STATS

Year	GP	GS	Min.	Field Goals			3-PT			Rebounds			PF	DQ	A	TO	Blk	Stl	Pts.	Avg.				
				FG	FGA	Pct.	FG	FGA	Pct.	OR	DR	TOT									Avg.			
2021-22	26	4	168	13	22	.591	0	0	.000	5	8	.625	9	19	28	1.1	30	0	8	11	6	7	31	1.2
2022-23	29	8	319	33	66	.500	0	5	.000	27	34	.794	32	49	81	2.8	60	2	10	14	12	16	93	3.2
TOTAL	55	11	487	46	88	.523	0	5	.000	32	42	.762	41	68	109	2.0	90	2	18	25	18	23	124	2.3

11 BREVIN GALLOWAY

Gr. | Guard | 6-3 | 210
Anderson, S.C. | Seneca HS/Boston College



» CAREER HIGHS

Points	28	vs. NC State	2/25/23
Rebounds	9	vs. Presbyterian	11/6/18
Offensive Rebounds	5	vs. Presbyterian	11/6/18
Assists	7	at Georgia Tech	3/5/22
Blocks	2	vs. William & Mary	2/6/20
Steals	6	2x, last vs. Drexel	2/29/20
FG Made	10	at Richmond	12/14/19
3FG Made	7	vs. James Madison	1/4/20
FT Made	10	vs. NC State	2/25/23
Minutes	47	vs. Miami (Fla.)	3/10/22

» ABOUT BREVIN GALLOWAY

Born December 13, 1997
Hometown Anderson, S.C.
High School Seneca HS
Major Pre-Business
Fun Fact Brother, Braden, played tight end for Head Coach Dabo Swinney at Clemson and won a National Championship in 2018.

» 2022-23 GAME-BY-GAME

OPPONENT	FG	PCT.	3FG	PCT.	FT	PCT.	OR-DR-TOT	PF	A	TO	BLK	STL	PTS	MIN
* The Citadel	4-10	.400	1-5	.200	2-2	1.000	0-4-4	4	4	1	0	2	11	27
* at South Carolina	4-9	.444	3-6	.500	2-2	1.000	1-2-3	4	2	2	1	2	13	30
* USC Upstate	4-6	.667	0-1	.000	7-8	.875	0-5-5	2	2	1	0	2	15	33
* Bellarmine	4-7	.571	1-4	.250	5-7	.714	0-2-2	4	3	2	0	1	14	30
* Loyola Maryland	2-4	.500	0-2	.000	2-2	1.000	0-3-3	1	3	2	0	2	6	21
* vs. [25] Iowa	2-5	.400	2-5	.400	0-0	.000	0-1-1	2	0	1	0	1	6	23
* vs. California	4-6	.667	1-3	.333	4-6	.667	0-1-1	4	1	1	0	0	13	33
* Penn State	4-8	.500	1-4	.250	0-2	.000	0-3-3	3	4	2	1	0	9	42
* Wake Forest	5-10	.500	2-6	.333	2-2	1.000	0-4-4	2	3	4	0	0	14	29
* Towson	0-2	.000	0-1	.000	0-0	.000	0-4-4	0	2	2	0	0	0	25
* vs. Loyola Chicago	3-7	.429	2-6	.333	4-4	1.000	0-1-1	3	2	1	0	0	12	28
vs. Richmond	4-9	.444	2-4	.500	0-0	.000	1-3-4	0	3	2	1	0	10	21
* at Georgia Tech	4-8	.500	3-6	.500	3-3	1.000	0-4-4	2	5	2	0	1	14	35
* NC State	0-4	.000	0-3	.000	2-2	1.000	0-2-2	2	1	0	0	1	2	25
* at Virginia Tech	4-9	.444	2-4	.500	1-1	1.000	0-2-2	2	3	2	1	0	11	35
* at Pittsburgh	4-11	.364	3-7	.429	1-2	.500	0-1-1	4	2	2	1	1	12	30
* Louisville	3-8	.375	2-6	.333	2-2	1.000	0-1-1	4	1	2	1	3	10	25
* [24] Duke	7-14	.500	2-6	.333	1-1	1.000	1-3-4	3	2	1	0	0	17	34
* at Wake Forest	7-17	.412	2-9	.222	0-0	.000	0-1-1	3	4	3	0	0	16	34
* Virginia Tech	1-4	.250	0-3	.000	1-2	.500	0-0-0	1	3	3	0	2	3	29
* Georgia Tech	5-10	.500	3-6	.500	1-2	.500	0-2-2	0	5	1	0	0	14	37
at Florida State	DNP													
at Boston College	DNP													
* [23] Miami (Fla.)	4-11	.364	2-6	.333	5-5	1.000	0-0-0	1	4	1	0	1	15	33
* at North Carolina	5-8	.625	0-2	.000	0-0	.000	1-2-3	3	1	2	0	1	10	25
* Florida State	2-6	.333	1-4	.250	2-2	1.000	0-1-1	1	2	1	0	0	7	18
* at Louisville	5-10	.500	0-4	.000	6-6	1.000	0-0-0	3	2	1	0	3	16	37
* Syracuse	4-10	.400	3-8	.375	4-4	1.000	0-4-4	3	0	2	0	0	15	23
* at NC State	7-9	.778	4-5	.800	10-10	1.000	0-2-2	3	3	1	0	1	28	35
at Virginia	DNP													
Notre Dame	DNP													

* - Game Started; [] AP Ranking

» NOTES

CAREER NIGHT IN RALEIGH

- Brevin Galloway poured in a career-high 28 points in a 96-71 win at NC State (Feb. 25).
- Galloway finished 7-for-9 from the floor, including 4-of-5 from three. He also finished a career-best 10-for-10 at the foul line.
- It was Galloway's first 20-point game as a Tiger.

SEASON-HIGH NIGHT

- Brevin Galloway poured in a season-high 17 points in a 72-64 win over Duke (Jan. 14).
- Galloway was 7-for-14 from the floor, including a pair of triples and an old fashioned 3-point play.
- He added two assists and four rebounds in the winning effort.

RARE AIR FOR GALLOWAY

- Brevin Galloway is one of just nine players in Division I men's basketball playing this year at 25 years or older.

PLAYERS IN DIVISION I THAT ARE 25 OR OLDER

School	Name	Birthdate
Auburn	Zep Jasper	6/2/97
California	DeJuan Clayton	5/18/97
Clemson	Brevin Galloway	12/13/97
Drake	D.J. Wilkins	10/13/97
Drake	Roman Penn	9/1/97
Iowa	Filip Rebraca	9/3/97
Memphis	DeAndre Williams	10/4/96
Penn State	Michael Henn	10/24/97
Tarleton State	Rod Brown	12/19/97

STRONG START FOR GALLOWAY

- Brevin Galloway has 11 games in double-figures this season and has started 15-of-16 for the Tigers.
- Galloway has been efficient, shooting 45.2 percent from the floor and 81.4 percent at the line. He is also 34.3 percent from three.

BEFORE CLEMSON

- Transferred to Boston College prior to the 2021-22 season and played 25 games, including five starts for the Eagles.
- Averaged 8.3 points, 1.5 rebounds and 1.4 assists per game for the Eagles. He averaged 24.8 minutes per contest.
- Netted double-figure points nine times last season, including a season-high 18 points twice against Georgia Tech (Jan. 12, 2022) and Clemson (Jan. 15, 2022).
- Averaged 15.0 points, 3.0 rebounds, and 2.8 assists per game for the College of Charleston Cougars in 2020-21 before suffering a season-ending injury in mid-

» CAREER STATS

Year	GP	GS	Min.	Field Goals			3-PT			Rebounds				PF	DQ	A	TO	Blk	Stl	Pts.	Avg.			
				FG	FGA	Pct.	FG	FGA	Pct.	FT	FTA	Pct.	OR									DR	TOT	Avg.
2017-18*	7	0	30	1	6	.167	1	6	.167	0	0	.000	0	6	6	0.9	3	0	1	0	0	3	0.4	
2018-19*	33	32	833	99	225	.440	51	145	.352	11	20	.550	22	57	79	2.4	23	0	79	23	2	40	260	7.9
2019-20*	31	30	924	123	296	.416	74	204	.363	31	48	.646	18	64	82	2.6	69	1	55	36	9	69	351	11.3
2020-21*	4	4	95	20	49	.408	13	31	.419	7	10	.700	1	11	12	3.0	7	0	11	7	2	6	60	15.0
2021-22^	25	5	621	72	234	.308	44	172	.256	20	26	.769	2	35	37	1.5	33	1	36	31	4	28	208	8.3
2022-23	27	26	802	102	222	.459	42	126	.333	67	77	.870	4	58	62	2.3	64	0	67	45	6	24	313	11.6
TOTAL	127	97	3305	417	1032	.404	225	684	.329	136	181	.751	47	231	278	2.2	219	2	201	142	24	167	1195	9.4

* - at College of Charleston; ^ - at Boston College

» GALLOWAY NOTES

December.

- Was a 2020-21 preseason All-CAA selection
- Poured in a career-best 27 points, knocking down six 3-pointers, against Marshall on Dec. 9, 2020.
- Led CofC with 15 points in the season opener against North Carolina on Nov. 25, 2020
- As a junior in 2019-20, he was Charleston's second-leading scorer, at 11.3 points per game.
- Led the Cougars in steals (69) and earned a spot on the CAA's All-Defensive Team.
- Started 30 of 31 games and reached double-digits in the scoring column on 19 occasions.
- Posted an effective FG% of 55.0 and a true shooting percentage of 56.0, ranking among the best in the CAA.
- Since the 2018-19 season (68 games), he has scored in double figures 36 times, including four games with 20 or more points
- Has registered a 1.48:1 career assist/turnover ratio (97:66) and a 1.74 steal/turnover mark (115:66) – which ranks first among all active players nationally.
- His 4.5 steal percentage mark during the 2019-20 season ranked 14th nationally, per KenPom.com.
- Has made 139 career 3-pointers and is connecting from long-range at a 36.0% clip in his college career.

PERSONAL

- Brother, Braden, played tight end for Head Coach Dabo Swinney at Clemson and won a National Championship at Clemson in 2018.

12 ALEX HEMENWAY

Sr. | Guard | 6-4 | 195
Newburgh, Ind. | Castle



» CAREER HIGH

Points	18	vs. USC Upstate	11/15/22
Rebounds	6	vs. California	11/26/22
Assists	3	vs. Penn State	11/29/22
Steals	2	vs. Drake	12/11/21
Blocks	1	2x, last at South Carolina	11/11/22
FG Made	7	vs. USC Upstate	11/15/22
3FG Made	5	at Wake Forest	2/24/21
FT Made	5	at Georgia Tech	2/5/22
Minutes	41	vs. Penn State	11/29/22

» ABOUT ALEX HEMENWAY

Born June 17, 2001
Hometown Newburgh, Ind.
High School Castle
Major Sports Communications
Fun Fact His dad played high school soccer with Head Coach Brad Brownell

» 2022-23 GAME-BY-GAME

OPPONENT	FG	PCT.	3FG	PCT.	FT	PCT.	OR-DR-TOT	PF	A	TO	BLK	STL	PTS	MIN
* The Citadel	3-9	.333	1-6	.167	0-0	.000	0-3-3	2	1	2	0	1	7	35
* at South Carolina	1-2	.500	1-1	1.000	0-0	.000	0-3-3	2	2	2	1	0	3	32
* USC Upstate	7-9	.778	4-6	.667	0-0	.000	0-1-1	3	2	0	0	1	18	26
* Bellarmine	3-9	.333	3-9	.333	0-0	.000	0-0-0	4	0	1	0	0	9	34
* Loyola Maryland	5-5	1.000	3-3	1.000	0-0	.000	1-3-4	1	2	0	0	1	13	28
* vs. (25) Iowa	2-8	.250	1-5	.200	2-3	.667	0-2-2	4	2	1	0	1	7	31
* vs. California	1-2	.500	1-2	.500	4-4	1.000	1-5-6	2	2	0	0	0	7	34
* Penn State	5-8	.625	4-6	.667	1-2	.500	0-4-4	3	3	1	0	0	15	41
* Wake Forest	4-6	.667	4-6	.667	0-0	.000	0-1-1	2	2	1	0	0	12	32
* Towson	4-6	.667	3-4	.750	4-5	.800	0-2-2	2	1	1	0	0	15	40
* vs. Loyola Chicago	1-3	.333	0-2	.000	1-2	.500	1-3-4	3	0	0	0	1	3	34
* vs. Richmond	3-5	.600	2-4	.500	0-0	.000	0-0-0	0	1	0	0	0	8	19
at Georgia Tech	DNP													
NC State	DNP													
at Virginia Tech	DNP													
at Pittsburgh	DNP													
Louisville	DNP													
[24] Duke	DNP													
at Wake Forest	DNP													
Virginia Tech	DNP													
Georgia Tech	DNP													
at Florida State	DNP													
at Boston College	0-1	.000	0-1	.000	0-0	.000	0-1-1	0	0	1	0	2	0	15
[23] Miami (Fla.)	2-6	.333	2-5	.400	0-0	.000	0-0-0	0	1	0	0	0	6	15
at North Carolina	1-2	.500	0-1	.000	0-0	.000	0-0-0	0	1	0	0	0	2	4
Florida State	1-3	.333	1-2	.500	0-0	.000	0-1-1	0	0	1	0	0	3	7
at Louisville	0-1	.000	0-1	.000	0-0	.000	0-1-1	0	0	0	0	0	0	3
Syracuse	1-4	.250	1-4	.250	0-0	.000	0-1-1	2	1	0	0	1	3	11
at NC State	DNP													
at Virginia	DNP													
Notre Dame	DNP													

* - Game Started; [] AP Ranking

» NOTES

CAREER NIGHT FOR HEMENWAY

- Alex Hemenway scored a career-high 18 points on 7-of-9 shooting from the field in a 81-70 win over USC Upstate (Nov. 15).
- The points and field goals made were career highs for Hemenway, while he knocked down four of his six 3-point attempts.

HEMENWAY STAYS HOT VS. MIAMI (OHIO)

- Alex Hemenway scored a then-career-high-tying 17 points off the bench against Miami (Ohio) (Dec. 14, 2021).
- Hemenway was a perfect 3-for-3 from beyond the arc, including a four-point play. The first for the Tigers since Shelton Mitchell in 2019.
- Hemenway was 22-for-46 in 10 games (Dec. 11 to Jan. 25), including 18-for-38 from three and 8-for-11 at the free throw line.

CLEMSON 4-POINT PLAYS

- Alex Hemenway successfully completed a four-point play against Miami (Ohio) (Dec. 14, 2021).
- Hemenway came around a screen and knocked down a triple with contact at the 8:32 mark and made the subsequent free throw.
- It was Clemson's first four-point play since Shelton Mitchell completed one on Feb. 20, 2019 against Florida State. Mitchell did it in the first half at the 6:45 mark.
- Hemenway did have a massive four-point play prior to his freshman season at the 2019 World University Games.
- In the United States' first game of pool play against Finland with the score knotted at 63-all and 44 seconds remaining, Hemenway knocked down a deep 3-pointer while being fouled and completed the play. It capped an 10-0 scoring run (trailed 57-63).
- It gave the United States a 67-63 advantage and it would eventually win 69-65 en route to a gold medal.

HEMENWAY DROPS FOUR TRIPLES VS. DRAKE

- Alex Hemenway scored 12 points on 4-for-6 shooting, all from beyond the arc against Drake (Dec. 11, 2021).
- Hemenway's four threes were a season-high and his 26 minutes played was a career-best. He also added three rebounds, two assists and career-high two steals.

HEMENWAY BREAKS OUT OFFENSIVELY

- Alex Hemenway scored a career-high 17 points in a 60-39 win over Wake Forest (Feb. 24, 2021).
- Hemenway scored the career-high in points off a

» CAREER STATS

Year	GP	GS	Min.	Field Goals			3-PT			FT	FTA	Pct.	Rebounds			PF	DQ	A	TO	Blk	Stl	Pts.	Avg.	
				FG	FGA	Pct.	FG	FGA	Pct.				OR	DR	TOT									Avg.
2019-20	15	0	183	25	50	.500	20	42	.476	2	2	1.000	3	10	13	0.9	12	0	6	6	0	0	72	4.8
2020-21	24	11	376	36	86	.419	24	62	.387	16	18	.889	0	31	31	1.3	33	0	14	19	2	9	112	4.7
2021-22	31	2	454	50	121	.413	39	96	.406	22	31	.710	6	35	41	1.3	40	0	10	10	0	7	161	5.2
2022-23	18	12	444	44	89	.494	31	68	.456	12	16	.750	3	31	34	1.9	30	0	21	11	1	8	131	7.3
TOTAL	88	25	1457	155	346	.448	114	268	.425	52	67	.776	12	107	119	1.4	115	0	51	46	3	24	476	5.4

» HEMENWAY NOTES

career-best six made field goals and five made 3-pointers.

FIRST CAREER START ON SOUTH BEACH

- Alex Hemenway earned his first career start against Miami (Jan. 2, 2021).
- Hemenway finished 3-for-6 from the field, including 2-of-4 from downtown in the contest, while playing 16 minutes.
- The Indiana sharpshooter also tallied his first career block, preventing a layup.

THREE-POINT ASSASSIN

- After overcoming a severe high ankle sprain during his freshman season, Alex Hemenway became the most dangerous long range shooter for Clemson.
- Hemenway is 114-for-268 in his career (.425) from 3-point range, which currently places him fifth all-time in Clemson history. There is obviously much more basketball ahead, but important to recognize his ability and contribution from behind the arc to this point.

THREE-POINT FIELD GOAL PERCENTAGE LEADERS IN CLEMSON HISTORY (Min. 50 Attempts)

Rk	Name	Yrs	Years	FGM	FGA	Pct.
1.	Michael Tait	2	1985-87	70	136	.515
2.	Marc Campbell	4	1980-84	37	73	.507
3.	Anthony Jenkins	4	1982-87	91	199	.457
4.	Michael Brown	1	1986-87	34	76	.447
5.	Alex Hemenway	3	2019-Pres.	114	268	.425
6.	Chris Whitney	2	1991-93	167	404	.413
7.	Terrence Oglesby	2	2007-09	177	448	.395
8.	Avry Holmes	2	2015-17	119	306	.389
9.	Bruce Martin	4	1991-95	129	336	.384
10.	K.C. Rivers	4	2005-09	281	729	.385

HEMENWAY'S CAREER NIGHT IN 2020

- Hemenway played a career-high 19 minutes off the Tiger bench against Notre Dame (Feb. 9, 2020) and provided a much needed offensive spark.
- Hemenway scored a career-high 16 points on 5-of-8 made field goals. The five made field goals were a career-best.
- Of those five made field goals, four were from 3-point land - another career-best.

BEFORE CLEMSON

- Came to Clemson as a three-star prospect.
- Ranked No. 10 in the state of Indiana
- Averaged 21.0 points, 5.0 rebounds and 4.0 assists per game as a junior last season at Castle High School
- Chose Clemson over Nebraska, Creighton, DePaul and Belmont

HIGH SCHOOL ACCOLADES

- Indiana Jr. All-Star – May 2018
- Castle Basketball 1,000 Point Club – February 2018
- SIAC All-Conference First Team – 2017-18
- IBCA Supreme 15 – 2017-18
- SIAC All-Conference First Team – 2016-17
- IBCA Supreme 15 – 2016-17

13 CHAUNCEY GIBSON

Fr. | Guard | 6-5 | 188
Dallas, Texas | Kimball



» CAREER HIGHS

Points	
Rebounds	
Offensive Rebounds	
Assists	
Steals	
Blocks	
FG Made	
3FG Made	
FT Made	
Minutes	

» ABOUT CHAUNCEY GIBSON

Born July 20, 2004
Hometown Dallas, Texas
High School Kimball High School
Major Parks, Recreation, Tourism Management
Fun Fact Just the second player in program history to join the program from the state of Texas (Elijah Thomas).

» 2022-23 GAME-BY-GAME

OPPONENT	FG	PCT.	3FG	PCT.	FT	PCT.	OR-DR-TOT	PF	A	TO	BLK	STL	PTS	MIN
The Citadel	DNP													
at South Carolina	DNP													
USC Upstate	DNP													
Bellarmine	DNP													
Loyola Maryland	DNP													
vs. [25] Iowa	DNP													
vs. California	DNP													
Penn State	DNP													
Wake Forest	DNP													
Towson	DNP													
vs. Loyola Chicago	DNP													
vs. Richmond	DNP													
at Georgia Tech	DNP													
NC State	DNP													
at Virginia Tech	DNP													
at Pittsburgh	DNP													
Louisville	DNP													
[24] Duke	DNP													
at Wake Forest	DNP													
Virginia Tech	DNP													
Georgia Tech	DNP													
at Florida State	DNP													
at Boston College	DNP													
[23] Miami (Fla.)	DNP													
at North Carolina	DNP													
Florida State	DNP													
at Louisville	DNP													
Syracuse	DNP													
at NC State	DNP													
at Virginia														
Notre Dame														

* - Game Started; [] AP Ranking

» NOTES

REDSHIRTING 2022-23 SEASON

- It was officially announced on Nov. 2, 2022 that Chauncey Gibson would redshirt the 2022-23 season.
- Gibson will be a crucial addition to the Clemson scout team this season as he develops on the court and in the weight room.

BEFORE CLEMSON

- Gibson is a 6-5, 190-pound combo guard from Dallas, Texas and is rated as a three-star prospect by 247Sports and Rivals.
- Gibson averaged 17.6 points, 7.0 rebounds and 5.0 assists per game last season for Kimball High School.
- Gibson is listed as the No. 23 player in the state of Texas by Blue Zurtuche and Texas Basketball Review.
- He chose Clemson over SMU, Old Dominion and Texas Tech.

"Chauncey gives us the element of a bigger guard who has a good feel for the game," said Brownell. "He shoots the ball well with deep range and we're excited to add his all-around game to our backcourt."

» CAREER STATS

Year	GP	GS	Min.	Field Goals			3-PT			FT			Rebounds				PF	DQ	A	TO	Blk	Stl	Pts.	Avg.
				FG	FGA	Pct.	FG	FGA	Pct.	FT	FTA	Pct.	OR	DR	TOT	Avg.								
2022-23																								
TOTAL																								

14 DEVIN FOSTER

Sr. | Forward | 6-2 | 182
Canton, Mass. | Canton



» CAREER HIGHS

Points	--	--	--	--
Rebounds	1	2x, last vs. Loyola Maryland	11/21/22	--
Assists	--	--	--	--
Steals	--	--	--	--
FG Made	--	--	--	--
3FG Made	--	--	--	--
FT Made	--	--	--	--
Minutes	2	vs. Charleston Southern	11/26/21	--

» ABOUT DEVIN FOSTER

Born April 7, 2001
Hometown Canton, Mass.
High School Canton
Major Financial Management
Fun Fact Just the fifth Clemson manager to be elevated to the active roster in school history.

» 2022-23 GAME-BY-GAME

OPPONENT	FG	PCT.	3FG	PCT.	FT	PCT.	OR-DR-TOT	PF	A	TO	BLK	STL	PTS	MIN
The Citadel	DNP													
at South Carolina	DNP													
USC Upstate	DNP													
Bellarmine	DNP													
Loyola Maryland	0-0	.000	0-0	.000	0-0	.000	0-1-1	0	0	0	0	0	0	1
vs. (25) Iowa	DNP													
vs. California	DNP													
Penn State	DNP													
Wake Forest	DNP													
Towson	DNP													
vs. Loyola Chicago	DNP													
vs. Richmond	0-1	.000	0-1	.000	0-0	.000	0-0-0	0	0	0	0	0	0	1
at Georgia Tech	DNP													
NC State	DNP													
at Virginia Tech	DNP													
at Pittsburgh	DNP													
Louisville	DNP													
(24) Duke	DNP													
at Wake Forest	DNP													
Virginia Tech	DNP													
Georgia Tech	0-0	.000	0-0	.000	0-0	.000	0-0-0	0	0	0	0	0	0	1
at Florida State	DNP													
at Boston College	DNP													
(23) Miami (Fla.)	DNP													
at North Carolina	0-0	.000	0-0	.000	0-0	.000	0-0-0	0	0	0	0	0	0	1
Florida State	0-1	.000	0-1	.000	0-2	.000	0-0-0	0	0	0	0	0	0	2
at Louisville	DNP													
Syracuse	DNP													
at NC State	DNP													
at Virginia	DNP													
Notre Dame	DNP													

* - Game Started; [] AP Ranking

» NOTES

FROM MANAGER TO PLAYER

- Clemson basketball student manager Devin Foster was elevated to the active roster during the 2021 offseason with fellow teammate Jack Nauseef.
- This isn't something unfamiliar to head coach Brad Brownell, who, in 2019, elevated a then-manager Wells Hoag (2019-21) to the active roster.
- He also elevated Riley McGillan in 2014. McGillan played 20 games through his Tiger career, scoring 11 points.
- McGillan later served as a graduate assistant in Clemson's program and is now the director of operations at Longwood University for men's basketball.
- Prior to Hoag and McGillan, the last managers to play in a game were Dennis Hopf (1988-89) and Edward Bynum (1984-85).
- The most points scored by a walk-on in a career is 33 by Jeff Holstein (1985-87) in 34 career games. He also recorded 32 rebounds.

PROMOTED MANAGERS CAREER STATS

Name	Years	GP	FG	3FG	FT	Reb	Pts
Dan Nauseef	2021-pres.	7	1-2	0-0	0-0	4	2
Jack Nauseef	2021-pres.	9	0-4	0-3	0-0	1	0
Devin Foster	2021-pres.	11	0-2	0-2	0-2	2	0
Wells Hoag	2019-21	10	2-7	1-4	0-0	2	5
Riley McGillan	2014-17	20	4-14	2-12	1-2	2	11
Dennis Hopf	1988-89	1	0-1	0-0	0-0	0	0
Edward Bynum	1984-85	9	3-7	0-0	4-12	9	10

BEFORE CLEMSON

- 2019 Mr. Basketball in Massachusetts
- All-time leading scorer at Canton High School (1,306 points)
- Averaged 21.0 points per game in high school Hockomock League MVP

» CAREER STATS

Year	GP	GS	Min.	Field Goals			3-PT			Rebounds			PF	DQ	A	TO	Blk	Stl	Pts.	Avg.				
				FG	FGA	Pct.	FG	FGA	Pct.	FT	FTA	Pct.									OR	DR	TOT	
2021-22	6	0	8	0	1	.000	0	1	.000	0	0	.000	0	1	1	0.2	0	0	0	2	0	0	0	0.0
2022-23	5	0	5	0	2	.000	0	2	.000	0	2	.000	0	1	1	0.2	0	0	0	0	0	0	0	0.0
TOTAL	11	0	13	0	3	.000	0	3	.000	0	2	.000	0	2	2	0.2	0	0	0	2	0	0	0	0.0

15 JACK NAUSEEF

Sr. | Guard | 6-1 | 163

Dayton, Ohio | Chaminade Julianne Catholic



» CAREER HIGHS

Points	--	--	--
Rebounds	1	vs. Richmond	12/17/22
Assists	1	vs. Richmond	12/17/22
Steals	--	--	--
FG Made	--	--	--
3FG Made	--	--	--
FT Made	--	--	--
Minutes	2	vs. Charleston Southern	11/26/21

» ABOUT JACK NAUSEEF

Born May 24, 2000
Hometown Dayton, Ohio
High School Chaminade Julianne Catholic
Major Pre-Business
Fun Fact Just the sixth Clemson manager to be elevated to the active roster in school history; brother Daniel is also a walk-on.

» 2022-23 GAME-BY-GAME

OPPONENT	FG	PCT.	3FG	PCT.	FT	PCT.	OR-DR-TOT	PF	A	TO	BLK	STL	PTS	MIN
The Citadel	DNP													
at South Carolina	DNP													
USC Upstate	DNP													
Bellarmine	DNP													
Loyola Maryland	0-1	.000	0-1	.000	0-0	.000	0-0-0	0	0	0	0	0	0	1
vs. (25) Iowa	DNP													
vs. California	DNP													
Penn State	DNP													
Wake Forest	DNP													
Towson	DNP													
vs. Loyola Chicago	DNP													
vs. Richmond	0-0	.000	0-0	.000	0-0	.000	0-1-1	0	1	0	0	0	0	1
at Georgia Tech	DNP													
NC State	DNP													
at Virginia Tech	DNP													
at Pittsburgh	DNP													
Louisville	DNP													
[24] Duke	DNP													
at Wake Forest	DNP													
Virginia Tech	DNP													
Georgia Tech	0-0	.000	0-0	.000	0-0	.000	0-0-0	0	0	0	0	0	0	1
at Florida State	DNP													
at Boston College	DNP													
[23] Miami (Fla.)	DNP													
at North Carolina	0-0	.000	0-0	.000	0-0	.000	0-0-0	0	0	0	0	0	0	1
Florida State	DNP													
at Louisville	DNP													
Syracuse	DNP													
at NC State	DNP													
at Virginia														
Notre Dame														

* - Game Started; [] AP Ranking

» NOTES

FROM MANAGER TO PLAYER

- Clemson basketball student manager Jack Nauseef was elevated to the active roster during the 2021 offseason with fellow teammate Devin Foster.
- This isn't something unfamiliar to head coach Brad Brownell, who, in 2019, elevated a then-manager Wells Hoag (2019-21) to the active roster.
- He also elevated Riley McGillan in 2014. McGillan played 20 games through his Tiger career, scoring 11 points.
- McGillan later served as a graduate assistant in Clemson's program and is now the director of operations at Longwood University for men's basketball.
- Prior to Hoag and McGillan, the last managers to play in a game were Dennis Hopf (1988-89) and Edward Bynum (1984-85).
- The most points scored by a walk-on in a career is 33 by Jeff Holstein (1985-87) in 34 career games. He also recorded 32 rebounds.

PROMOTED MANAGERS CAREER STATS

Name	Years	GP	FG	3FG	FT	Reb	Pts
Dan Nauseef	2021-pres.	7	1-2	0-0	0-0	4	2
Jack Nauseef	2021-pres.	9	0-4	0-3	0-0	1	0
Devin Foster	2021-pres.	11	0-2	0-2	0-2	2	0
Wells Hoag	2019-21	10	2-7	1-4	0-0	2	5
Riley McGillan	2014-17	20	4-14	2-12	1-2	2	11
Dennis Hopf	1988-89	1	0-1	0-0	0-0	0	0
Edward Bynum	1984-85	9	3-7	0-0	4-12	9	10

BEFORE CLEMSON

- Served as a team captain.
- Two-year varsity starter.
- Two-time All-Conference in the Greater Catholic League (GCL).
- All-District Team.

» CAREER STATS

Year	GP	GS	Min.	Field Goals			3-PT			FT			Rebounds			PF	DQ	A	TO	Blk	Stl	Pts.	Avg.
				FG	FGA	Pct.	FG	FGA	Pct.	FT	FTA	Pct.	OR	DR	TOT								
2021-22	5	0	6	0	3	.000	0	2	.000	0	0	.000	0	0	0	0.0	1	0	0	0	0	0.0	
2022-23	4	0	4	0	1	.000	0	1	.000	0	0	.000	0	1	1	0.3	0	0	1	0	0	0.0	
TOTAL	9	0	10	0	4	.000	0	3	.000	0	0	.000	0	1	1	0.1	1	0	1	0	0	0.0	

20 MATT KELLY

So. | Guard | 6-1 | 172
Charleston, S.C. | Porter-Gaud



» CAREER HIGHS			
Points	2	2x, last vs. Florida State	2/15/23
Rebounds	1	vs. Richmond	12/17/22
Offensive Rebounds			
Assists	1	vs. Richmond	12/17/22
Steals			
Blocks			
FG Made	1	2x, last vs. Florida State	2/15/23
3FG Made			
FT Made			
Minutes	2	vs. Florida State	2/15/23

» ABOUT MATT KELLY	
Born	August 1, 2002
Hometown	Charleston, S.C.
High School	Porter-Gaud High School
Major History	

» 2022-23 GAME-BY-GAME

OPPONENT	FG	PCT.	3FG	PCT.	FT	PCT.	OR-DR-TOT	PF	A	TO	BLK	STL	PTS	MIN
The Citadel	DNP													
at South Carolina	DNP													
USC Upstate	DNP													
Bellarmine	DNP													
Loyola Maryland	0-0	.000	0-0	.000	0-0	.000	0-0-0	0	0	0	0	0	0	1
vs. [25] Iowa	DNP													
vs. California	DNP													
Penn State	DNP													
Wake Forest	DNP													
Towson	DNP													
vs. Loyola Chicago	DNP													
vs. Richmond	0-0	.000	0-0	.000	0-0	.000	0-1-1	0	1	0	0	0	0	1
at Georgia Tech	DNP													
NC State	DNP													
at Virginia Tech	DNP													
at Pittsburgh	DNP													
Louisville	DNP													
[24] Duke	DNP													
at Wake Forest	DNP													
Virginia Tech	DNP													
Georgia Tech	DNP													
at Florida State	DNP													
at Boston College	DNP													
[23] Miami (Fla.)	DNP													
at North Carolina	1-1	1.000	0-0	.000	0-0	.000	0-0-0	0	0	0	0	0	2	1
Florida State	1-1	1.000	0-0	.000	0-0	.000	0-0-0	0	0	0	0	0	2	2
at Louisville	DNP													
Syracuse	DNP													
at NC State	DNP													
at Virginia														
Notre Dame														

* - Game Started; [] AP Ranking

» NOTES

BEFORE CLEMSON

- » Attended Porter-Gaud High School and lettered in both football and basketball.
- » First year in the basketball program as a walk on.

» CAREER STATS

Year	GP	GS	Min.	Field Goals			3-PT			Rebounds			PF	DQ	A	TO	Blk	Stl	Pts.	Avg.			
				FG	FGA	Pct.	FG	FGA	Pct.	OR	DR	TOT									Avg.		
2022-23	4	0	5	2	2	1.000	0	0	.000	0	0	.000	0	1	1	0.3	0	0	1	0	0	4	1.0
TOTAL	4	0	5	2	2	1.000	0	0	.000	0	0	.000	0	1	1	0.3	0	0	1	0	0	4	1.0

21 CHAUNCEY WIGGINS

Fr. | Forward | 6-10 | 205
Grayson, Ga. | Grayson



» CAREER HIGH			
Points	12	vs. Georgia Tech	1/24/23
Rebounds	4	at Wake Forest	1/17/23
Offensive Rebounds	1	2x, last vs. Georgia Tech	1/24/23
Assists	3	at Wake Forest	1/17/23
Steals	1	2x, last at Wake Forest	1/17/23
Blocks	1	vs. Loyola Maryland	11/21/22
FG Made	5	vs. Georgia Tech	1/24/23
3FG Made	3	at Wake Forest	1/17/23
FT Made	1	2x, last vs. Florida State	2/15/23
Minutes	30	at Wake Forest	1/17/23

» ABOUT CHAUNCEY WIGGINS	
Born	February 7, 2004
Hometown	Grayson, Ga.
High School	Grayson High School
Major	Parks, Recreation, Tourism Management

» 2022-23 GAME-BY-GAME

OPPONENT	FG	PCT.	3FG	PCT.	FT	PCT.	OR-DR-TOT	PF	A	TO	BLK	STL	PTS	MIN
The Citadel	DNP													
at South Carolina	1-1	1.000	0-0	.000	0-0	.000	0-0-0	1	0	1	0	0	2	3
USC Upstate	DNP													
Bellarmine	0-1	.000	0-1	.000	0-0	.000	0-0-0	1	1	1	0	0	0	10
Loyola Maryland	3-4	.750	1-2	.500	0-0	.000	0-2-2	0	0	0	1	1	7	12
vs. [25] Iowa	DNP													
vs. California	DNP													
Penn State	0-0	.000	0-0	.000	0-0	.000	0-0-0	0	0	0	0	0	0	6
Wake Forest	0-0	.000	0-0	.000	0-0	.000	0-0-0	0	0	0	0	0	0	1
Towson	DNP													
vs. Loyola Chicago	0-2	.000	0-1	.000	0-0	.000	0-0-0	1	0	1	0	0	0	8
vs. Richmond	1-3	.333	1-3	.333	0-0	.000	0-1-1	0	1	0	0	0	3	8
at Georgia Tech	DNP													
NC State	DNP													
at Virginia Tech	0-1	.000	0-0	.000	0-0	.000	0-0-0	0	0	0	0	0	0	2
at Pittsburgh	1-1	1.000	0-0	.000	0-0	.000	0-1-1	0	0	0	0	0	0	6
Louisville	0-0	.000	0-0	.000	0-0	.000	0-0-0	0	0	0	0	0	0	1
[24] Duke	0-0	.000	0-0	.000	0-0	.000	0-0-0	0	0	0	0	0	0	2
at Wake Forest	3-6	.500	3-5	.600	1-1	1.000	1-3-4	1	3	0	0	1	10	30
Virginia Tech	0-1	.000	0-0	.000	0-0	.000	0-0-0	0	1	0	0	2	0	15
Georgia Tech	5-7	.714	2-3	.667	0-0	.000	1-1-2	0	0	0	0	0	12	18
at Florida State	0-4	.000	0-4	.000	0-0	.000	0-2-2	2	0	1	1	0	0	18
at Boston College	1-2	.500	1-2	.500	0-0	.000	0-1-1	2	0	0	0	0	3	9
[23] Miami (Fla.)	1-1	1.000	1-1	1.000	0-0	.000	0-0-0	1	0	0	1	0	3	7
at North Carolina	3-3	1.000	2-2	1.000	0-0	.000	0-3-3	0	1	0	0	0	8	18
Florida State	3-5	.600	2-3	.667	1-2	.500	0-3-3	0	1	1	0	0	9	15
at Louisville	0-1	.000	0-1	.000	0-0	.000	0-0-0	1	1	0	0	0	0	13
Syracuse	0-3	.000	0-0	.000	0-0	.000	0-0-0	1	1	0	0	0	0	9
at NC State	0-0	.000	0-0	.000	0-0	.000	0-0-0	1	0	0	0	0	0	2
at Virginia														
Notre Dame														

* - Game Started; [] AP Ranking

» NOTES

WIGGINS' BREAK OUT

- Chauncey Wiggins scored a career-high 12 points vs. Georgia Tech (Jan. 24).
- Wiggins finished 5-for-7 from the floor. The five made field goals were a career high.

WIGGINS' BREAK OUT

- Chauncey Wiggins turned in a then career night at Wake Forest (Jan. 17).
- Wiggins scored 10 points, grabbed four rebounds and dished three assists against the Demon Deacons.
- He finished 3-for-6 from the floor and 3-for-5 from three, while finishing a perfect 1-for-1 at the foul line.
- Wiggins secured the Tigers' first four-point play since Alex Hemenway on Dec. 18, 2021 against Miami (Oh.).

BEFORE CLEMSON

- Wiggins is a 6-9, 205-pound forward from Covington, Ga. and is rated a three-star prospect, according to 247Sports and Rivals.
- Wiggins averaged 12.1 points, 6.6 rebounds, 2.3 assists, 1.2 steals and 1.8 blocks per game last season for Grayson. He was high school teammates with current Tiger Ian Schieffelin (Loganville, Ga./Grayson).
- Wiggins is ranked as the fourth-best player in the 2022 class from the state of Georgia and is a Top 150 player according to 247Sports.
- Wiggins chose Clemson over NC State, Georgia, South Florida and Maryland.

"Chauncey is a skilled forward who has great size for his position," said Brownell. "His ability to shoot the ball well will help us to continue to play with a spread floor on offense. It makes him a very versatile player for us, and we're excited to add him to our program."

» CAREER STATS

Year	GP	GS	Min.	Field Goals			3-PT			Rebounds			PF	DQ	A	TO	Blk	Stl	Pts.	Avg.				
				FG	FGA	Pct.	FG	FGA	Pct.	FT	FTA	Pct.									OR	DR	TOT	Avg.
2022-23	22	0	216	22	46	.478	13	28	.464	2	3	.667	2	17	19	0.9	12	0	10	5	3	4	59	2.7
TOTAL	22	0	216	22	46	.478	13	28	.464	2	3	.667	2	17	19	0.9	12	0	10	5	3	4	59	2.7

22 RJ GODFREY

Fr. | Forward | 6-7 | 225
Suwanee, Ga. | North Gwinnett



» CAREER HIGHS

Points	10	vs. Virginia Tech	1/4/23
Rebounds	5	vs. Virginia Tech	1/4/23
Offensive Rebounds	3	vs. Loyola Chicago	12/10/22
Assists	2	vs. The Citadel	11/7/22
Steals	1	5x, last vs. Florida State	1/28/23
Blocks	3	vs. Florida State	1/28/23
FG Made	4	vs. Virginia Tech	1/4/23
3FG Made	2	vs. Virginia Tech	1/4/23
FT Made	4	vs. Boston College	1/31/23
Minutes	24	vs. Florida State	1/28/23

» ABOUT RJ GODFREY

Born June 10, 2003
Hometown Suwanee, Ga.
High School North Gwinnett High School
Major Parks, Recreation, Tourism Management
Fun Facts His father, Randall Godfrey, is an 11-year NFL veteran who played linebacker for the Dallas Cowboys, Tennessee Titans, Seattle Seahawks, San Diego Chargers and the Washington Football Team.

» 2022-23 GAME-BY-GAME

OPPONENT	FG	PCT.	3FG	PCT.	FT	PCT.	OR-DR-TOT	PF	A	TO	BLK	STL	PTS	MIN
The Citadel	0-0	.000	0-0	.000	0-0	.000	0-1-1	1	2	0	0	0	0	4
at South Carolina	0-2	.000	0-1	.000	0-0	.000	0-1-1	1	0	0	0	0	0	8
USC Upstate	0-0	.000	0-0	.000	0-0	.000	0-0-0	1	0	0	0	0	0	1
Bellarmine	DNP													
Loyola Maryland	3-5	.600	0-1	.000	1-2	.500	1-1-2	1	1	1	0	1	7	14
vs. [25] Iowa	3-3	1.000	0-0	.000	1-1	1.000	0-1-1	2	0	1	0	0	7	9
vs. California	1-1	1.000	0-0	.000	1-2	.500	0-0-0	1	1	0	0	0	3	6
Penn State	2-2	1.000	0-0	.000	0-0	.000	0-3-3	1	0	1	0	0	4	5
Wake Forest	0-0	.000	0-0	.000	0-0	.000	0-0-0	0	0	1	0	0	0	2
Towson	0-0	.000	0-0	.000	1-2	.500	0-0-0	0	0	1	0	0	1	3
vs. Loyola Chicago	2-6	.333	0-0	.000	1-1	1.000	3-1-4	1	0	0	0	1	5	9
vs. Richmond	2-3	.667	0-0	.000	1-2	.500	0-1-1	2	0	2	1	1	5	13
at Georgia Tech	2-3	.667	0-0	.000	0-0	.000	0-2-2	3	0	1	1	0	4	10
* NC State	1-1	1.000	0-0	.000	1-2	.500	0-0-0	3	1	0	0	0	3	5
at Virginia Tech	4-5	.800	2-3	.667	0-0	.000	1-5-6	5	1	4	2	0	10	16
at Pittsburgh	1-1	1.000	0-0	.000	0-0	.000	1-0-1	4	0	1	0	0	2	8
Louisville	3-3	1.000	0-0	.000	0-0	.000	2-0-2	1	1	0	0	0	6	8
[24] Duke	0-0	.000	0-0	.000	0-0	.000	0-1-1	2	0	0	1	0	0	4
at Wake Forest	0-1	.000	0-0	.000	0-0	.000	1-1-2	2	1	1	1	0	0	11
Virginia Tech	2-3	.667	0-0	.000	0-0	.000	1-1-2	0	0	1	1	0	4	10
Georgia Tech	1-1	1.000	0-0	.000	0-0	.000	0-3-3	2	0	1	0	1	2	11
at Florida State	3-3	1.000	0-0	.000	2-4	.500	1-3-4	3	0	2	3	1	8	24
at Boston College	0-1	.000	0-0	.000	4-4	1.000	3-5-8	2	1	0	2	0	4	20
[23] Miami (Fla.)	2-3	.667	1-2	.500	0-0	.000	0-3-3	1	0	1	1	1	5	10
at North Carolina	0-1	.000	0-0	.000	2-4	.500	0-0-0	4	0	1	0	1	2	11
Florida State	2-4	.500	0-0	.000	2-2	1.000	0-3-3	1	0	2	1	0	6	13
at Louisville	0-2	.000	0-1	.000	0-0	.000	1-1-2	0	1	1	1	1	0	11
Syracuse	1-1	1.000	0-0	.000	0-0	.000	0-2-2	0	0	0	0	0	2	4
at NC State	3-7	.429	0-1	.000	0-0	.000	2-3-5	0	0	0	0	0	6	18
at Virginia														
Notre Dame														

* - Game Started; [] AP Ranking

» NOTES

BIG TIME IN BLACKSBURG

- Despite foul trouble and only playing 16 minutes, RJ Godfrey provided a much needed spark off the Tiger bench in a 68-65 win at Virginia Tech (Jan. 4).
- Godfrey finished 4-for-5 from the field, including his first two made threes of the season for a season-high 10 points.
- He also added six rebounds, including a tip-in basket on the offensive glass.

BEFORE CLEMSON

- Godfrey is a 6-7, 225-pound forward from Suwanee, Ga. and is rated as a three-star prospect by 247Sports (#130) and Rivals (#135).
- Godfrey averaged 16.0 points, 9.0 rebounds, 4.0 assists and 3.0 blocks per game last season. He is the rated No. 5 player in the state of Georgia.
- His father, Randall Godfrey, is an 11-year NFL veteran who played linebacker for the Dallas Cowboys, Tennessee Titans, Seattle Seahawks, San Diego Chargers and the Washington Football Team.
- Godfrey chose Clemson over Ole Miss, Texas Tech, Georgia Tech, Utah and Georgia.

"RJ is another talented forward who possess the size and strength to play to be an immediate contributor on next year's team. He is an excellent dribbler and passer for someone of his size and he will be an exciting player for our fans to enjoy."

» CAREER STATS

Year	GP	GS	Min.	Field Goals			3-PT			FT	FTA	Pct.	Rebounds				PF	DQ	A	TO	Blk	Stl	Pts.	Avg.
				FG	FGA	Pct.	FG	FGA	Pct.				OR	DR	TOT	Avg.								
2022-23	28	1	271	38	62	.613	3	9	.333	17	26	.654	17	42	59	2.1	44	1	10	23	15	8	96	3.4
TOTAL	28	1	271	38	62	.613	3	9	.333	17	26	.654	17	42	59	2.1	44	1	10	23	15	8	96	3.4

24 PJ HALL

Jr. | Center | 6-10 | 245
Spartanburg, S.C. | Dorman



» CAREER HIGH

Points	28	2x, last at Louisville	2/18/23
Rebounds	13	vs. Drake	12/11/21
Assists	4	at Georgia Tech	2/5/22
Blocks	4	2x, last vs. North Carolina	2/8/22
Steals	2	2x, last at Syracuse	1/18/22
FG Made	12	2x, last at Louisville	2/18/23
3FG Made	3	3x, last vs. Virginia	1/4/22
FT Made	12	at Florida State	2/15/22
Minutes	39	vs. Drake	12/11/21

» ABOUT PJ HALL

Born February 21, 2002
Hometown Spartanburg, S.C.
High School Dorman
Major Sports Communications
Fun Fact: Sister, Thayer, was a standout volleyball player at the University of Florida

» 2022-23 GAME-BY-GAME

OPPONENT	FG	PCT.	3FG	PCT.	FT	PCT.	OR-DR-TOT	PF	A	TO	BLK	STL	PTS	MIN
The Citadel	DNP													
at South Carolina	7-12	.583	1-4	.250	0-0	.000	1-4-5	3	0	2	1	1	15	22
USC Upstate	6-11	.545	0-2	.000	1-3	.333	1-1-2	2	2	2	0	2	13	21
Bellarmine	1-3	.333	1-1	1.000	7-8	.875	1-3-4	1	0	1	1	1	10	19
Loyola Maryland	1-5	.200	0-2	.000	2-2	1.000	0-1-1	2	0	1	1	0	4	13
vs. [25] Iowa	0-2	.000	0-0	.000	0-0	.000	3-1-4	3	0	1	0	0	0	13
vs. California	5-10	.500	0-1	.000	0-0	.000	0-0-0	1	0	1	0	0	10	14
* Penn State	6-8	.750	2-2	1.000	8-11	.727	1-2-3	0	0	0	1	1	22	24
* Wake Forest	7-11	.636	2-4	.500	5-6	.833	0-8-8	2	0	3	1	1	21	22
* Towson	10-17	.588	1-3	.333	1-1	1.000	2-3-5	4	2	4	1	0	22	28
* vs. Loyola Chicago	3-6	.500	0-1	.000	1-2	.500	0-4-4	1	2	3	1	3	7	23
* vs. Richmond	3-5	.600	3-3	1.000	0-0	.000	4-4-8	1	2	0	2	2	9	17
* at Georgia Tech	12-18	.667	0-0	.000	1-1	1.000	5-5-10	4	3	2	1	0	25	27
* NC State	2-9	.222	1-4	.250	0-0	.000	1-4-5	1	4	3	3	0	5	23
* at Virginia Tech	4-8	.500	2-3	.667	3-4	.750	0-3-3	4	0	2	1	1	13	25
* at Pittsburgh	4-11	.364	0-1	.000	4-5	.800	3-7-10	1	1	1	1	0	12	28
* Louisville	3-7	.429	0-0	.000	4-4	1.000	0-1-1	3	0	1	1	0	10	16
* [24] Duke	10-16	.625	1-3	.333	5-7	.714	2-2-4	0	1	2	0	1	26	27
* at Wake Forest	7-16	.438	1-4	.250	7-7	1.000	1-8-9	3	0	4	1	0	22	30
* Virginia Tech	7-15	.467	1-3	.333	5-6	.833	0-8-8	2	0	3	1	3	20	31
* Georgia Tech	6-12	.500	1-3	.333	4-4	1.000	0-7-7	2	2	1	1	0	17	26
* at Florida State	4-9	.444	1-5	.200	8-10	.800	4-6-10	4	2	3	1	0	17	34
* at Boston College	3-12	.250	1-4	.250	2-2	1.000	2-7-9	2	0	3	1	1	9	33
* [23] Miami (Fla.)	8-14	.571	1-3	.333	2-2	1.000	1-4-5	3	1	2	2	1	19	28
* at North Carolina	7-13	.538	2-3	.667	2-2	1.000	1-2-3	3	0	3	0	0	18	25
* Florida State	8-10	.800	4-4	1.000	0-0	.000	2-4-6	2	1	0	0	0	20	22
* at Louisville	12-21	.571	1-5	.200	3-5	.600	3-5-8	4	0	0	0	0	28	30
* Syracuse	8-11	.727	0-2	.000	0-1	.000	2-3-5	2	3	0	1	1	16	31
* at NC State	9-11	.818	2-3	.667	0-1	.000	1-4-5	3	1	0	1	0	20	21
at Virginia														
Notre Dame														

* - Game Started; [] AP Ranking

» NOTES

HALL'S CAREER DOUBLE-DOUBLES

- PJ Hall has totaled three double-doubles this season and all have come in ACC play.
- Hall totaled his first career double-double and vs. Drake (Dec. 11).
- Hall finished with 22 points and 13 rebounds in the 90-80 overtime victory in Atlanta.
- Hall then collected his second career double-double in a 91-78 loss at Syracuse. Hall finished with 19 points and 11 rebounds.
- Hall notched his third double-double in a two-point loss at Duke. He scored 14 points and grabbed 10 rebounds.

PJ HALL DOUBLE-DOUBLES

Date	Opponent	Points	Rebounds
Jan. 28, 2023	Florida State	17	10
Jan. 7, 2023	at Pittsburgh	12	10
Dec. 21, 2022	at Georgia Tech	25	10
Jan. 25, 2022	at Duke	14	10
Jan. 18, 2022	at Syracuse	19	11
Dec. 11, 2021	vs. Drake	22	13

PICKING UP WHERE HE LEFT OFF

- PJ Hall was active and came off the Tiger bench on the road at South Carolina (Nov. 11).
- Hall had not played since the Tigers were eliminated in the ACC Tournament in 2022 and had endured two offseason surgeries to get to this point.
- Hall totaled 15 points on 7-of-12 shooting and grabbed five rebounds, one block and one assist.

2022-23 PRESEASON ACCOLADES

- PJ Hall was named to the All-ACC Preseason Second Team by the league's media at ACC Tipoff. Hall was one of 10 players to earn recognition and also received two votes for Preseason ACC Player of the Year.
- On Friday, Oct. 28, Hall was one of 20 players across the country to be named to the 2022-23 Kareem Abdul-Jabbar Center of the Year Preseason Watch List.
- Hall is one of three ACC players to earn recognition along with Dereck Lively II (Duke) and Armando Bacot (North Carolina).
- Named after Class of 1995 Hall of Famer and three-time NCAA Champion Kareem Abdul-Jabbar, the annual honor in its eighth year recognizes the top centers in men's college basketball.
- This list will be narrowed down to 10 in late January and then 5 finalists will be selected in late February that will be presented to Kareem Abdul-Jabbar and the selection committee. The winner of this award will

2022-23

Penn State Head Coach Micah Shrewsberry on PJ Hall:

"PJ Hall, we were walled up, body between him and the basket. But that's what an All-ACC guy does. Doesn't matter if he's hurt or coming back from injury. He makes shots at the end of the game."

2021-22

Duke Head Coach Mike Krzyzewski on PJ Hall:

"Hall is the most improved player on the planet. He played nine minutes a game last year and he's one of the better big guys in the country; he's a pro, really. He can shoot, go out and [he's] mobile."

North Carolina Head Coach Hubert Davis on PJ Hall:

"He's [PJ Hall] a guy that plays with a lot of emotion. He's competitive. He's very physical and plays hard on both ends of the floor on every possession. He's a guy that can consistently score around the basket, but he can shoot the ball from the outside. On both ends, he's a player that could be a huge factor."

Former Louisville Interim Head Coach Mike Pegues on PJ Hall:

"He's an animal. He's one of the best bigs in the league [ACC]."

» CAREER STATS

Year	GP	GS	Min.	Field Goals			3-PT			FT	FTA	Pct.	Rebounds				PF	DQ	A	TO	Blk	Stl	Pts.	Avg.
				FG	FGA	Pct.	FG	FGA	Pct.				OR	DR	TOT	Avg.								
2020-21	21	0	208	30	61	.492	2	15	.133	12	16	.750	14	28	42	2.0	28	0	2	9	5	4	74	3.5
2021-22	30	29	823	179	363	.493	24	78	.308	82	105	.781	52	122	174	5.8	76	1	48	54	38	16	464	15.5
2022-23	28	22	678	163	303	.538	29	73	.397	75	94	.798	41	111	152	5.4	63	0	27	48	25	19	430	15.4
TOTAL	79	51	1708	372	727	.512	55	166	.331	169	215	.786	107	261	368	4.7	167	1	77	111	68	39	968	12.3

» HALL NOTES

be presented on a to be determined date. Presentation details will be announced at a later date.

HALL WAS ONE OF THE ACC'S MOST IMPROVED

- PJ Hall was one of, if not the most improved players this season in the ACC.

PJ HALL: SOPHOMORE VS. FRESHMAN

Year	MPG	FG%	3FG%	RPG	APG	SPG	BPG	PPG
2021-22	27.4	.493	.308	5.8	1.6	0.5	1.3	15.5
2020-21	10.0	.492	.133	2.0	0.1	0.2	0.2	3.5

- Hall has stepped into a full-time starting role this season after the departure of All-ACC player Aamir Simms.
- Hall's production has skyrocketed in numerous categories with the expanded playing time and vital role played while on the floor for the Tigers.
- The local product produced 25-straight double-digit scoring games, including 28 total, which included a career-high 28 points at FSU, three 22-point scoring games and one 20-point outing.
- Hall notched a career-high 28 points at Florida State (Feb. 15) on 8-of-13 shooting from the floor. He also finished 12-for-13 at the foul line - another career best.
- His 12 made free throws are the most since Milton Jennings made 16-of-18 on Jan. 27, 2013 against Virginia Tech. A 77-70 Tiger victory.
- His fifth 20-point game came in a 24-point effort against North Carolina (Feb. 8). He finished 9-for-18 from the floor.
- He totaled his first career double-double against Drake (Dec. 11) with 22 points and 13 rebounds. He garnered six boards on the offensive glass.
- Hall turned in a stretch where he went 18-for-18 at the free throw line from Dec. 4 at Miami until Dec. 18 at home against South Carolina. He was 23-for-25 total in that stretch.
- He has collected multiple blocks in five games this season, including a career-high three against St. Bonaventure (Nov. 19) and South Carolina (Dec. 18).
- He has totaled three 3-pointers in a game on three occasions (vs. Wofford, vs. St. Bonaventure and vs. Virginia).
- Hall is the first player since Jaron Blossomgame (Feb. 25, 2017 vs. Florida State) to finish at least 9-for-9 at the line in a game.
- He is also just the fourth Tiger to do so during the Brad Brownell Era at Clemson.

CLEMSON PLAYERS SCORING ON THE ROAD

- PJ Hall notched a career-high 28 points on the road at Florida State (Feb. 15).
- It was the most in a road game by a Clemson Tiger since Marcquise Reed scored 28 at Virginia Tech on Feb. 21, 2018.

CLEMSON PLAYERS WITH AT LEAST 28 POINTS ON THE ROAD SINCE 2010

Date	Player	Opponent	Points
Feb. 15, 2022	PJ Hall	Florida State	28
Feb. 21, 2018	Marcquise Reed	Virginia Tech	28
Feb. 20, 2016	Jaron Blossomgame	NC State	33
Feb. 11, 2014	K.J. McDaniels	Notre Dame	30

CLEMSON PLAYERS WITH AT LEAST 28 POINTS IN ANY GAME SINCE 2010

Date	Player	Opponent	Points
Feb. 15, 2022	PJ Hall	at Florida State	28
Jan. 28, 2020	Tevin Mack	Syracuse	32
Feb. 23, 2019	Marcquise Reed	Boston College	31
Jan. 16, 2019	Marcquise Reed	Georgia Tech	30
March 23, 2018	Gabe DeVoe	vs. Kansas	31
Feb. 21, 2018	Marcquise Reed	at Virginia Tech	28
Dec. 13, 2016	Jaron Blossomgame	S.C. State	29
March 1, 2016	Jaron Blossomgame	Virginia	31

Feb. 20, 2016	Jaron Blossomgame	at NC State	33
Feb. 8, 2016	Jaron Blossomgame	Georgia State	30
March 18, 2014	K.J. McDaniels	Georgia State	30
Feb. 11, 2014	K.J. McDaniels	at Notre Dame	30
Jan. 27, 2011	Milton Jennings	Virginia Tech	28
Jan. 21, 2012	Andre Young	Georgia Tech	29

HALL SCORES 28 AT FLORIDA STATE

- PJ Hall scored 28 points in the Tigers 81-80 loss at Florida State on Feb. 15. It was his career high and just the fourth game of at least 28 points by a Clemson center in the last 30 years. Hall made 8-13 from the field and 12-13 from the foul line.
- The only other Clemson centers to score at least 28 points in a game since 1992 are Trevor Booker and Chris Hobbs. Booker did it twice in 2007-08, in consecutive games against Charlotte (32) and Florida State (29). Booker also had a 31-point game as a senior against Western Carolina, but he was a power forward that year. Raymond Sykes was the center in 2009-10.
- So far this year, Hall has averaged 15.5 points and nearly six rebounds per game, has shot 48.8 percent from the field and 79.1 percent from the line. He also has 42 assists and 32 blocks.
- Hall's scoring average is the best for a Clemson starting center since the 1990-91 season when Dale Davis averaged 17.9 points a game as a senior.

HIGHEST SCORING GAMES BY CLEMSON CENTER IN THE LAST 30 YEARS

Player	Date	Site-Opponent	Points
Trevor Booker	1-9-2008	H-Charlotte	32
Trevor Booker	1-12-2008	H-Florida State	29
PJ Hall	2-15-2022	A-Florida State	28
Chris Hobbs	11-27-2001	H-Virginia	28

HIGHEST SCORING AVERAGES BY CENTERS IN CLEMSON HISTORY

Year	Player	Height	Class	Avg.
1986-87	Horace Grant	6-10	Sr.	21.0
1987-88	Elden Campbell	6-10	So.	18.8
1990-91	Dale Davis	6-10	Sr.	17.9
1988-89	Elden Campbell	6-10	Jr.	17.5
1964-65	Randy Mahaffey	6-7	So.	17.3
1966-67	Randy Mahaffey	6-7	Sr.	16.8
1967-68	Randy Mahaffey	6-7	Jr.	16.6
1989-90	Elden Campbell	6-10	Sr.	16.4
2021-22	PJ Hall	6-10	So.	15.5
1993-94	Sharone Wright	6-11	Jr.	15.4
1992-93	Sharone Wright	6-11	So.	15.0

HALL TURNS IN VALIENT EFFORT VS. DRAKE

- PJ Hall posted his first career double-double in a 90-80 overtime win against Drake (Dec. 11).
- Hall had 22 points and 13 rebounds, six of which came on the offensive glass. He also handed out two assists and finished a perfect 9-for-9 at the free throw line.
- Hall is the first player since Jaron Blossomgame (Feb. 25, 2017 vs. Florida State) to finish at least 9-for-9 at the line in a game.
- He is also just the fourth Tiger to do so during the Brad Brownell Era at Clemson.

PJ HALL AT THE CHARLESTON CLASSIC

- PJ Hall averaged 15.0 points, 5.0 rebounds, 2.0 assists and 1.3 blocks per game during the three-game tournament.
- Hall shot 19-for-33 (57.6 percent) from the floor, including 4-for-10 from three.
- He tied career highs against No. 22 St. Bonaventure with 22 points and eight rebounds. Of his eight rebounds, three of them came on the offensive glass – a new career high.

CAREER NIGHT FOR HALL AGAINST HOMETOWN TEAM

- PJ Hall finished with a career-high 22 points and tied his career high with eight rebounds in a 76-68 win over Wofford on Nov. 12.
- It marked Hall's first career 20-point game.

- He made a career-best seven free throws on a career high 10 attempts, while adding in a career-best three triples and finished 6-for-8 from the field.

FAST START ON OPENING NIGHT

- PJ Hall notched a career-best with eight rebounds in a season opening win against Presbyterian.
- Of Hall's eight board, one was on the offensive glass.
- Hall also added a career-best two blocked shots in addition to one steal and one assist.

STEPPING UP BIG AGAINST NC STATE

- PJ Hall stepped up in a big way off the bench for the Tigers in a 74-70 overtime win against NC State (Jan. 2, 2021).
- Hall scored eight points on 4-for-7 shooting, including providing a hook shot over Manny Bates with 10 seconds left in overtime to extend the Clemson lead to 74-70.

THROWN INTO THE FIRE

- PJ Hall was thrown into the fire in his first collegiate game and did not disappoint.
- Hall relieved Aamir Simms off the bench when Simms got into foul trouble.
- Hall finished 5-for-6 from the floor with 10 points and seven rebounds to help lead the Tigers to a 53-42 victory over Mississippi State (Nov. 25, 2020).

PJ HALL'S AWARDS AND ACCOLADES

Rankings

- #1 ranked player in South Carolina
- 2019-20 South Carolina Gatorade Player of the Year
- ESPN ranked four-star prospect (No. 48 in ESPN Top 100, No. 9 power forward in the nation)
- 247Sports ranked four-star prospect (No. 54 in Top247, No. 9 power forward in the nation)
- Rivals ranked four-star prospect (No. 48 in Rivals150, No. 8 power forward in the nation)

2018-19

- Averaged 14.5 points, 8.2 rebounds and 2.1 blocks per game as a junior
- USA Today All-South Carolina Team
- 5A State Champion
- All-Region
- All-State
- Spartanburg Herald Journal First-Team All-Area
- Chick-Fil-A Classic All-Tournament Team

2017-18:

- SC Top-80 Camp "Mr. Basketball"
- 5A State Champion
- SCHSL All-Rookie Team

32 DANIEL NAUSEEF

So. | Forward | 6-7 | 215

Dayton, Ohio | Chaminade Julienne Catholic



» CAREER HIGHS

Points	2	vs. Richmond	12/17/22
Rebounds	1	vs. Notre Dame	1/12/22
Assists	--	--	--
Steals	--	--	--
Blocks	1	vs. Loyola Maryland	11/21/22
FG Made	1	vs. Richmond	12/17/22
3FG Made	--	--	--
FT Made	--	--	--
Minutes	1	4x, last vs. Richmond	12/17/22

» ABOUT DANIEL NAUSEEF

Born September 29, 2002
Hometown Dayton, Ohio
High School Chaminade Julienne Catholic
Major Microbiology
Fun Fact Just the seventh Clemson manager to be elevated to the active roster in school history; brother Jack is also a walk on

» 2022-23 GAME-BY-GAME

OPPONENT	FG	PCT.	3FG	PCT.	FT	PCT.	OR-DR-TOT	PF	A	TO	BLK	STL	PTS	MIN
The Citadel	DNP													
at South Carolina	DNP													
USC Upstate	DNP													
Bellarmine	DNP													
Loyola Maryland	0-1	.000	0-0	.000	0-0	.000	0-0-0	0	0	0	1	0	0	1
vs. [25] Iowa	DNP													
vs. California	DNP													
Penn State	DNP													
Wake Forest	DNP													
Towson	DNP													
vs. Loyola Chicago	DNP													
vs. Richmond	1-1	1.000	0-0	.000	0-0	.000	1-0-1	1	0	0	0	0	2	1
at Georgia Tech	DNP													
NC State	DNP													
at Virginia Tech	DNP													
at Pittsburgh	DNP													
Louisville	DNP													
[24] Duke	DNP													
at Wake Forest	DNP													
Virginia Tech	DNP													
Georgia Tech	0-0	.000	0-0	.000	0-0	.000	0-1-1	0	1	0	0	0	0	1
at Florida State	DNP													
at Boston College	DNP													
[23] Miami (Fla.)	DNP													
at North Carolina	0-0	.000	0-0	.000	0-0	.000	0-0-0	0	0	0	0	0	0	1
Florida State	0-0	.000	0-0	.000	0-0	.000	0-1-1	0	0	0	0	0	0	2
at Louisville	DNP													
Syracuse	DNP													
at NC State	DNP													
at Virginia	DNP													
Notre Dame	DNP													

* - Game Started; [] AP Ranking

» NOTES

FIRST CAREER BLOCKED SHOT

- In Daniel Nauseef's first game of the 2022-23 season, he recorded his first career blocked shot.

FROM MANAGER TO PLAYER

- Clemson basketball student manager Daniel Nauseef was elevated to the active roster on Dec. 10, 2021. He joins his brother Jack Nauseef and Devin Foster as former managers turned walk on.
- This isn't something unfamiliar to head coach Brad Brownell, who, in 2019, elevated a then-manager Wells Hoag (2019-21) to the active roster.
- He also elevated Riley McGillan in 2014. McGillan played 20 games through his Tiger career, scoring 11 points.
- McGillan later served as a graduate assistant in Clemson's program and is now the director of operations at Longwood University for men's basketball.
- Prior to Hoag and McGillan, the last managers to play in a game were Dennis Hopf (1988-89) and Edward Bynum (1984-85).
- The most points scored by a walk-on in a career is 33 by Jeff Holstein (1985-87) in 34 career games. He also recorded 32 rebounds.

PROMOTED MANAGERS CAREER STATS

Name	Years	GP	FG	3FG	FT	Reb	Pts
Dan Nauseef	2021-pres.	7	1-2	0-0	0-0	4	2
Jack Nauseef	2021-pres.	9	0-4	0-3	0-0	1	0
Devin Foster	2021-pres.	11	0-2	0-2	0-2	2	0
Wells Hoag	2019-21	10	2-7	1-4	0-0	2	5
Riley McGillan	2014-17	20	4-14	2-12	1-2	2	11
Dennis Hopf	1988-89	1	0-1	0-0	0-0	0	0
Edward Bynum	1984-85	9	3-7	0-0	4-12	9	10

» CAREER STATS

Year	GP	GS	Min.	Field Goals			3-PT			FT			Rebounds				PF	DQ	A	TO	Blk	Stl	Pts.	Avg.
				FG	FGA	Pct.	FG	FGA	Pct.	FT	FTA	Pct.	OR	DR	TOT	Avg.								
2021-22	2	0	2	0	0	.000	0	0	.000	0	0	.000	1	0	1	0.5	0	0	0	0	0	0	0.0	
2022-23	5	0	5	1	2	.500	0	0	.000	0	0	.000	1	2	3	0.6	1	0	1	0	2	0.4		
TOTAL	7	0	7	1	2	.500	0	0	.000	0	0	.000	2	2	4	0.6	1	0	1	0	1	0	2	0.3

MISCELLANEOUS STATS

MISCELLANEOUS STATS

Dunks (60): Brevin Galloway (1), RJ Godfrey (2), PJ Hall (21), Alex Hemenway (1), Chase Hunter (3), Dillon Hunter (1), Ben Middlebrooks (3), Ian Schieffelin (10), Hunter Tyson (15), Chauncey Wiggins (3)

Charges Taken (46): Josh Beadle (1), Brevin Galloway (1), PJ Hall (11), Alex Hemenway (4), Chase Hunter (6), Ben Middlebrooks (3), Ian Schieffelin (9), Hunter Tyson (10)

20-Point Games (23): Brevin Galloway (1), PJ Hall (10), Chase Hunter (4), Ian Schieffelin (1), Hunter Tyson (7)

30-Point Games (1): Hunter Tyson (1)

Double-Doubles (19): PJ Hall (3), Chase Hunter (1), Ian Schieffelin (1), Hunter Tyson (14)

Double Figure Scoring (100): Josh Beadle (1), Brevin Galloway (20), RJ Godfrey (1), PJ Hall (22), Alex Hemenway (5), Chase Hunter (23), Ben Middlebrooks (10), Ian Schieffelin (3), Hunter Tyson (27), Chauncey Wiggins (2)

Double Figure Rebounding (19): PJ Hall (3), Ian Schieffelin (1), Hunter Tyson (15)

Led Clemson in Scoring: Brevin Galloway (1), PJ Hall (12), Chase Hunter (8), Hunter Tyson (6)

Led Clemson in Rebounding: PJ Hall (2), Ben Middlebrooks (1), Ian Schieffelin (2), Hunter Tyson (20)

Led Clemson in Assists: Brevin Galloway (3), PJ Hall (1), Chase Hunter (15), Dillon Hunter (1), Ian Schieffelin (2)

Consecutive Field Goals Made: 7 by Hunter Tyson vs. NC State (12/30/22)

Consecutive Points Scored: 17 by Hunter Tyson vs. NC State (12/30/22)

Consecutive Free Throws Made: 27 by Brevin Galloway (2/4/23 to 2/25/23)

Consecutive Three-Pointers Made: 4 by Hunter Tyson vs. NC State (12/30/22)

Largest Lead: 41 vs. Florida State (2/15/23)

Largest Deficit: 20 vs. Loyola Chicago (12/10/22)

Largest Halftime Deficit: 11 vs. Loyola Chicago (12/10/22)

Largest Deficit Overcome for Victory: 10 vs. Penn State (11/29/22)

Most Consecutive Clemson Points: 20 vs. Loyola Maryland (11/21/22)

Most Consecutive Opponent Points: 12 vs. Boston College (1/31/23)

CLEMSON'S RECORD...

Overall.....	20-8	When leading with 1:00 left	17-0
At home.....	13-1	When trailing with 1:00 left	2-8
On the road	5-5	When shooting 50% or better.....	10-0
At neutral sites	2-2	When opponent shoots less than 50%	19-6
In overtime	1-0	When scoring 70 or more points	17-5
Vs. ranked opponents	1-2	When winning the rebound margin.....	14-2
In games decided by 3 points or less.....	4-2	When winning the turnover margin.....	11-4
In games decided by 5 points or less.....	1-1	When winning points in the paint	17-5
In games decided by 7 or more points.....	15-5	When winning bench points	14-3
When leading at halftime	13-0	In November	6-2
When trailing at halftime.....	7-7	In December	5-1
When tied at halftime	0-1	In January	7-2
When leading with 5:00 left	16-0	In February	2-3
When trailing with 5:00 left.....	3-8	In March.....	0-0

SEASON SUPERLATIVES

CATEGORY	CLEMSON TEAM HIGH	CLEMSON TEAM LOW
Total Points	101 vs. Penn State, 11/29/22	51 vs. Virginia Tech, 1/21/23
1st Half Points	54 vs. NC State, 2/25/23	23 vs. Boston College, 1/31/23
2nd Half Points	51 vs. Wake Forest, 12/2/22	25 vs. Virginia Tech, 1/21/23
1st Half Field Goal %	62.1 vs. NC State, 2/25/23	33.3 vs. Virginia Tech, 1/21/23
2nd Half Field Goal %	70.0 vs. Wake Forest, 12/2/22	25.0 vs. Boston College, 1/31/23
Scoring Margin	+40 vs. Florida State, 2/15/23	-20 vs. North Carolina, 2/11/23
Field Goals Made	35 vs. Florida State, 2/15/23	16 vs. Boston College, 1/31/23
Field Goal Attempts	67 vs. Louisville, 2/18/23	43 vs. California, 11/26/22; Wake Forest, 12/2/22
Field Goal %	60.3 vs. Florida State, 2/15/23	30.8 vs. Boston College, 1/31/23
3-Pointers Made	14 vs. Towson, 12/7/22; Syracuse, 2/22/23	3 vs. many (3), last vs. Virginia Tech, 1/21/23
3-Point Attempts	36 vs. Syracuse, 2/22/23	17 vs. Pittsburgh, 1/7/23; Duke, 1/14/23
3-Point % (min. 10 att.)	60.9 vs. Towson, 12/7/22	14.3 vs. Loyola Chicago, 12/10/22
Free Throws Made	26 vs. Penn State, 11/29/22	5 vs. South Carolina, 11/11/22
Free Throw Attempts	37 vs. Penn State, 11/29/22	9 vs. South Carolina, 11/11/22; Miami (Fla.), 2/4/23
Free Throw % (min. 10 att.)	1.000 vs. Boston College, 1/31/23	55.6 vs. South Carolina, 11/11/22
Rebounds	42 vs. The Citadel, 11/7/22; NC State, 12/30/22	24 vs. California, 11/26/22
Offensive Rebounds	13 vs. The Citadel, 11/7/22	2 vs. many (3), last vs. Miami (Fla.), 2/4/23
Rebound Margin	+14 vs. vs. many (3), last vs. Florida State, 2/15/23	-18 vs. South Carolina, 11/11/22
Assists	28 vs. Syracuse, 2/22/23	4 vs. Boston College, 1/31/23
Turnovers	19 vs. Wake Forest, 12/2/22	5 vs. Louisville, 2/18/23
Blocked Shots	6 vs. Florida State, 1/28/23	0 vs. Iowa, 11/25/22
Steals	10 vs. Virginia Tech, 1/21/23	1 vs. Towson, 12/7/22
Fouls	26 vs. Wake Forest, 1/17/23	9 vs. Loyola Maryland, 11/21/22; Georgia Tech, 1/24/23

CATEGORY	OPPONENT TEAM HIGH	OPPONENT TEAM LOW
Total Points	94 by Penn State, 11/29/22	41 by Loyola Maryland, 11/21/22
1st Half Points	48 by Wake Forest, 1/17/23	14 by Loyola Maryland, 11/21/22
2nd Half Points	49 by North Carolina, 2/11/23	19 by Virginia Tech, 1/21/23
1st Half Field Goal %	58.3 by Loyola Chicago, 12/10/22	25.0 by Loyola Maryland, 11/21/22
2nd Half Field Goal %	63.6 by USC Upstate, 11/15/22	24.0 by Virginia Tech, 1/21/23
Field Goals Made	29 by Penn State, 11/29/22	15 by Loyola Maryland, 11/21/22
Field Goal Attempts	71 by Penn State, 11/29/22	46 by USC Upstate, 11/15/22
Field Goal %	56.3 by Loyola Chicago, 12/10/22	28.8 by Loyola Maryland, 11/21/22
3-Pointers Made	15 by North Carolina, 2/11/23	3 by California, 11/26/22; Duke, 1/14/23
3-Point Attempts	36 by Penn State, 11/29/22	15 by USC Upstate, 11/15/22
3-Point % (min. 10 att.)	50.0 by Loyola Chicago, 12/10/22	15.0 by California, 11/26/22; Duke, 1/14/23
Free Throws Made	26 by Louisville, 2/18/23	3 by Georgia Tech, 1/24/23; Florida State, 2/15/23
Free Throw Attempts	33 by Wake Forest, 1/17/23	4 by Georgia Tech, 1/24/23
Free Throw % (min. 10 att.)	92.9 by Louisville, 2/18/23	46.2 by South Carolina, 11/11/22
Rebounds	50 by South Carolina, 11/11/22	20 by Florida State, 2/15/23
Offensive Rebounds	19 by South Carolina, 11/11/22	1 by Loyola Chicago, 12/10/22
Assists	18 by Loyola Chicago, 12/10/22	8 by Loyola Maryland, 11/21/22; Wake Forest, 12/2/22
Turnovers	19 by South Carolina, 11/11/22	6 by Wake Forest, 1/17/23
Blocked Shots	5 by Georgia Tech, 12/21/22	0 by Bellarmine, 11/18/22
Steals	11 by Boston College, 1/31/23	1 by The Citadel, 11/7/22
Fouls	28 by Penn State, 11/29/22	13 by Syracuse, 2/22/23

CATEGORY	CLEMSON INDIVIDUAL BEST	OPPONENT INDIVIDUAL BEST
Points	31 by Hunter Tyson vs. NC State, 12/30/22	28 by Jamarius Burton (Pittsburgh), 1/7/23 El Ellis (Louisville), 2/18/23
Field Goals Made	12 by PJ Hall vs. Georgia Tech, 12/21/22 PJ Hall vs. Louisville, 2/18/23	11 by D.J. Burns Jr. (NC State), 2/25/23
Field Goal Attempts	21 by PJ Hall vs. Louisville, 2/18/23	22 by Kyle Filipowski (Duke), 1/14/23
Field Goal Perfection	5 by Alex Hemenway vs. Loyola Maryland, 11/21/22	4 by Charles Thompson (Towson), 12/7/22 Tom Welch (Loyola Chicago), 12/10/22
3-Pointers Made	6 by Hunter Tyson vs. Florida State, 1/28/23; vs. Syracuse, 2/22/23	6 by Caleb Love (North Carolina), 2/11/23
3-Point Attempts	12 by Hunter Tyson vs. Florida State, 1/28/23; vs. Syracuse, 2/22/23	13 by Terquavion Smith (NC State), 12/30/22
3-Point Perfection	4 by PJ Hall vs. Florida State, 2/15/23	4 by Judah Mintz (Syracuse), 2/22/23
Free Throws Made	10 by Chase Hunter vs. Florida State, 1/28/23	11 by Camren Wynter (Penn State), 11/29/22
Free Throw Attempts	11 by PJ Hall vs. Penn State, 11/29/22 Chase Hunter vs. Florida State, 1/28/23	14 by Tyree Appleby (Wake Forest), 1/17/23
Free Throw Perfection	10 by Brevin Galloway vs. NC State, 2/25/23	7 by Mike James (Louisville), 2/18/23
Rebounds	15 by Hunter Tyson vs. NC State, 12/30/22	14 by Kyle Filipowski (Duke), 1/14/23
Offensive Rebounds	9 by Ian Schieffelin vs. The Citadel, 11/7/22	5 by Josh Gray (South Carolina), 11/11/22 Charles Thompson (Towson), 12/7/22 Jalon Moore (Georgia Tech), 12/21/22 Jack Clark (NC State), 12/30/22 Kyle Filipowski (Duke), 1/14/23 Armando Bacot (North Carolina), 2/11/23
Assists	11 by Chase Hunter vs. Syracuse, 2/22/23	8 by Jalen Pickett (Penn State), 11/29/22
Blocked Shots	3 by PJ Hall vs. NC State, 12/30/22 RJ Godfrey vs. Florida State, 1/28/23	4 by JJ Traynor (Louisville), 2/18/23
Steals	3 by Hunter Tyson vs. The Citadel, 11/7/22 PJ Hall vs. Loyola Chicago, 12/10/22; vs. Virginia Tech, 1/21/23 Brevin Galloway vs. Louisville, 1/11/23 Brevin Galloway vs. Louisville, 2/18/23	6 by Makai Ashton-Langford (Boston College), 1/31/23
Minutes	46 by Hunter Tyson vs. Penn State, 11/29/22	44 by Seth Lundy (Penn State), 11/29/22

Bold denotes a Clemson home game; ^ - denotes one overtime period.

SUPERLATIVES UNDER BRAD BROWNELL

CATEGORY	CLEMSON TEAM HIGH	CLEMSON TEAM LOW
Total Points	101 vs. Penn State, 11/29/22	36 vs. Virginia, 1/23/18
1st Half Points	54 vs. Alabama A&M, 11/21/19	10 vs. Duke, 1/8/13; Virginia, 2/7/13
2nd Half Points	56 vs. Wake Forest, 2/2/16; North Carolina, 1/16/18	13 vs. Virginia, 1/23/18
1st Half Field Goal %	69.6 vs. Boston College, 2/22/20	12.0 vs. Duke, 1/8/13
2nd Half Field Goal %	85.0 vs. Georgia Tech, 1/12/11	23.5 vs. Duke, 3/2/11
Scoring Margin	+45 vs. Florida A&M, 11/14/14	-48 vs. Florida State, 2/5/17
Field Goals Made	35 vs. The Citadel, 1/1/13; Bryant, 11/15/21	14 vs. Louisville, 1/10/16; Virginia, 1/12/19; South Carolina, 12/15/19
Field Goal Attempts	73 vs. Florida State, 3/4/12	33 vs. Virginia, 1/12/13
Field Goal %	69.2 vs. Georgia Tech, 1/12/11	25.9 vs. Virginia, 1/12/19
3-Pointers Made	15 vs. North Carolina, 1/30/18	0 vs. Virginia Tech, 3/1/12; at NC State, 1/26/19
3-Point Attempts	36 vs. Samford, 12/9/17; Virginia Tech, 2/21/18	7 vs. at NC State, 1/26/19
3-Point % (min. 10 att.)	78.6 vs. Georgia Tech, 1/12/11	0.0 vs. Virginia Tech, 3/1/12
Free Throws Made	32 vs. Louisville, 1/10/16	0 vs. Miami, 2/8/15; Duke, 1/25/22
Free Throw Attempts	46 vs. Western Carolina, 11/12/10	1 vs. Miami, 2/8/15; Duke, 1/25/22
Free Throw % (min. 10 att.)	100.0 vs. Miami (15-15), 1/16/16	38.5 vs. Wake Forest (5-13), 2/25/14
Rebounds	51 vs. Presbyterian College, 12/15/15; South Carolina, 12/18/21	19 vs. Virginia, 1/31/12
Offensive Rebounds	23 vs. Oklahoma, 11/20/16; SC State, 12/13/16	2 vs. Virginia, 1/19/16
Rebound Margin	+23 vs. North Carolina A&T, 11/12/17	-22 vs. Louisville, 1/10/16
Assists	28 vs. Syracuse, 2/22/23	3 vs. Duke, 1/8/13; Georgia Tech, 2/13/16
Turnovers	22 vs. Florida State, 2/5/17	1 vs. NC State, 2/20/16
Blocked Shots	12 vs. Arizona, 12/8/12; South Carolina, 11/17/13	0 vs. North Carolina, 2/28/13; Virginia Tech, 3/2/13
Steals	16 vs. The Citadel, 1/1/13	0 vs. Illinois, 3/23/14; NC State, 1/11/18
Fouls	25 vs. many (4), last vs. Georgia Tech, 3/9/16	5 vs. SC State, 12/13/16

CATEGORY	OPPONENT TEAM HIGH	OPPONENT TEAM LOW
Total Points	109 by Florida State, 2/5/17	35 by Furman, 12/14/13
1st Half Points	51 by Florida State, 2/5/17	14 by Louisville, 2/15/20; Loyola Maryland, 11/21/22
2nd Half Points	58 by Florida State, 2/5/17	11 by Jacksonville, 12/20/19
1st Half Field Goal %	64.0 by Florida State, 3/4/12	17.2 by Georgia Tech, 2/14/13
2nd Half Field Goal %	72.0 by Duke, 1/8/13	16.7 by Delaware State, 11/13/13
Field Goals Made	41 by Florida State, 2/5/17	11 by Savannah State, 12/17/10
Field Goal Attempts	79 by Maryland, 3/2/14	38 by Wake Forest, 2/25/14
Field Goal %	66.1 by Florida State, 2/5/17	22.9 by Savannah State, 12/17/10
3-Pointers Made	19 vs. vs. Mississippi State, 12/8/18	1 by many (6), last by Georgia Tech, 2/13/16
3-Point Attempts	40 by Davidson, 11/17/16	9 by Furman, 11/16/12; UTEP, 11/23/12
3-Point % (min. 10 att.)	72.7 by Maryland, 2/7/12	7.7 by Delaware State, 11/13/13
Free Throws Made	25 by West Virginia, 3/17/11; Florida State, 2/15/22	1 by Virginia, 2/14/12; SC State, 12/23/12
Free Throw Attempts	35 by Maryland, 1/22/11	1 by Virginia, 2/14/12
Free Throw % (min. 10 att.)	96.0 by Colorado, 11/26/19	18.2 by Davidson, 11/22/13
Rebounds	63 by Maryland, 3/2/14	20 by Delaware State, 12/27/10
Offensive Rebounds	24 by Louisville, 1/10/16	1 by Boston College, 1/12/12
Assists	26 by Florida State, 2/5/17	2 by Charleston Southern, 12/18/18
Turnovers	25 by The Citadel, 1/1/13	4 by Temple, 11/21/13
Blocked Shots	11 by Virginia, 12/22/21	0 by many (12), last by Hofstra, 11/17/17
Steals	17 by Alabama, 12/12/20	0 by Hofstra, 11/17/17
Fouls	32 by Western Carolina, 11/12/10	7 by Notre Dame, 2/12/22

CATEGORY	CLEMSON INDIVIDUAL BEST	OPPONENT INDIVIDUAL BEST
Points	33 by Jaron Blossomgame vs. NC State, 2/20/16	40 by Harrison Barnes (North Carolina), 3/12/11
Field Goals Made	13 by many (3), last by Jaron Blossomgame vs. Notre Dame, 2/8/16	12 by many (5), last Landers Nolley II (Virginia Tech), 11/5/19
Field Goal Attempts	24 by K.J. McDaniels vs. Notre Dame, 2/11/14	23 by Landers Nolley II (Virginia Tech), 11/5/19
Field Goal Perfection	7 by Adonis Filer vs. The Citadel, 1/1/13	8 by Mark Williams (Duke), 2/10/22
	Nick Honor (Temple), 11/18/21	
3-Pointers Made	8 by Marcquise Reed vs. Virginia Tech, 2/21/18	8 by Lamar Peters (Mississippi State), 12/8/18
3-Point Attempts	20 by Marcquise Reed vs. Virginia Tech, 2/21/18	12 by Zane Johnson (Hawaii), 12/25/11
		Andrew White III (Syracuse), 2/7/17
		Gavin Block (Ohio), 11/16/17
		Demontrae Jefferson (Texas Southern), 11/24/17
		Ty-Shon Alexander (Creighton), 11/21/18
		Antoine Davis (Detroit Mercy), 11/17/19
3-Point Perfection	5 by Gabe DeVoe vs. Texas Southern, 11/24/17	5 by Christian James (Oklahoma), 11/20/16
		Chris Childs (Bryant), 11/15/21
Free Throws Made	16 by Milton Jennings vs. Virginia Tech, 1/27/13	15 by Marcus Georges-Hunt (Georgia Tech), 3/9/16
Free Throw Attempts	18 by Milton Jennings vs. Virginia Tech, 1/27/13	16 by Marcus Georges-Hunt (Georgia Tech), 3/9/16
Free Throw Perfection	9 by many (4), last by PJ Hall vs. Drake, 12/11/21	8 by Erick Green (Virginia Tech), 3/8/12
		Charles Mann (Georgia), 12/22/15
		Jordan Dartis (Ohio), 11/16/17
		Theo Pinson (North Carolina), 1/16/18
Rebounds	16 by Elijah Thomas vs. Texas Southern, 11/24/17	20 by John Mooney (Notre Dame), 3/9/19
Offensive Rebounds	9 by Ian Schieffelin vs. The Citadel, 11/7/22	8 by Jordan Murphy (Minnesota), 11/30/15
Assists	11 by Marcquise Reed vs. Georgia Tech, 1/28/18	13 by Kendall Marshall (North Carolina), 2/18/12
	Clyde Trapp vs. Syracuse, 2/6/21	
	Chase Hunter vs. Syracuse, 2/22/23	
Blocked Shots	8 by Jerai Grant vs. East Carolina, 12/29/10	7 by James Banks III (Georgia Tech), 2/6/19
	Landry Nnoko vs. Virginia Tech, 2/6/16	
Steals	6 by Avry Holmes vs. Georgia Tech, 2/13/16	6 by Makai Ashton-Langford (Boston College), 1/31/23
Minutes	48 by ^K.J. McDaniels vs. Maryland, 3/2/14	50 by ^Eric Atkins (Notre Dame), 2/11/14

Bold denotes a Clemson home game; ^ - denotes one overtime period.

GAME-BY-GAME RESULTS

	W/L	FG-FGA	Pct.	3pt-A	Pct.	FT-FTA	Pct.	OR	DR	Tot	PF	A	TO	BLK	Stl	1H	2H	OT	Pts
Clemson	W	30-65	.462	7-22	.318	13-18	.722	13	29	42	15	19	8	1	8	45	35	N/A	80
The Citadel		24-56	.429	11-25	.440	10-12	.833	5	25	30	18	11	13	3	1	31	38	N/A	69
Clemson	L	23-61	.377	7-18	.389	5-9	.556	9	23	32	17	13	13	4	9	26	32	N/A	58
South Carolina		22-64	.344	10-26	.385	6-13	.462	19	31	50	15	12	19	4	6	35	25	N/A	60
Clemson	W	31-55	.564	8-21	.381	11-18	.611	7	22	29	18	17	9	1	6	41	40	N/A	81
USC Upstate		24-46	.522	6-15	.400	16-22	.727	4	21	25	21	9	12	2	4	32	38	N/A	70
Clemson	W	22-47	.468	13-28	.464	19-22	.864	5	22	27	19	14	9	3	5	33	43	N/A	76
Bellarmine		21-49	.429	9-22	.409	15-20	.750	6	18	24	20	12	11	0	3	28	38	N/A	66
Clemson	W	27-56	.482	8-21	.381	10-12	.833	9	32	41	9	16	15	4	9	43	29	N/A	72
Loyola Maryland		15-52	.288	6-24	.250	5-8	.625	7	20	27	14	8	18	2	9	14	27	N/A	41
Clemson	L	26-64	.406	8-26	.308	11-13	.846	10	22	32	23	11	10	0	4	27	44	N/A	71
Iowa		23-60	.383	4-19	.211	24-30	.800	17	29	46	17	12	9	3	6	34	40	N/A	74
Clemson	W	23-43	.535	7-17	.412	14-19	.737	3	21	24	17	15	8	4	8	31	36	N/A	67
California		19-48	.396	3-20	.150	18-20	.900	7	17	24	16	9	11	3	4	28	31	N/A	59
Clemson	W	32-63	.508	11-21	.524	26-37	.703	6	31	37	22	22	10	5	2	29	42	30	101
Penn State		29-71	.408	11-36	.306	25-29	.862	12	31	43	28	12	11	2	5	35	36	23	94
Clemson	W	22-43	.512	9-22	.409	24-25	.960	2	36	38	16	15	19	2	5	26	51	N/A	77
Wake Forest		20-59	.339	8-28	.286	9-14	.643	5	19	24	17	8	11	1	9	33	24	N/A	57
Clemson	W	28-52	.538	14-23	.609	10-15	.667	7	26	33	17	21	13	3	1	37	43	N/A	80
Towson		28-67	.418	9-26	.346	10-15	.667	15	21	36	17	10	7	2	8	35	40	N/A	75
Clemson	L	21-54	.389	3-21	.143	13-16	.813	7	21	28	17	6	14	2	9	26	32	N/A	58
Loyola Chicago		27-48	.563	12-24	.500	10-12	.833	1	26	27	19	18	18	4	6	37	39	N/A	76
Clemson	W	32-66	.485	12-26	.462	9-13	.692	12	28	40	13	20	8	5	9	43	42	N/A	85
Richmond		21-51	.412	7-22	.318	8-15	.533	3	26	29	15	9	15	2	5	19	38	N/A	57
Clemson	W	31-62	.500	5-18	.278	12-13	.923	8	32	40	22	20	11	3	3	40	39	N/A	79
Georgia Tech		25-58	.431	5-23	.217	11-18	.611	5	23	28	17	10	11	5	4	26	40	N/A	66
Clemson	W	25-60	.417	6-20	.300	22-24	.917	8	34	42	17	13	7	5	3	28	50	N/A	78
NC State		21-68	.309	8-31	.258	14-18	.778	14	27	41	22	11	8	3	4	21	43	N/A	64
Clemson	W	22-53	.415	9-23	.391	15-18	.833	2	34	36	21	11	14	4	5	29	39	N/A	68
Virginia Tech		21-67	.313	9-24	.375	14-17	.824	12	30	42	17	12	11	3	4	32	33	N/A	65
Clemson	W	25-53	.472	7-17	.412	18-24	.750	7	29	36	23	14	8	2	3	38	37	N/A	75
Pittsburgh		23-57	.404	11-29	.379	17-23	.739	9	26	35	19	11	7	4	4	40	34	N/A	74
Clemson	W	28-53	.528	8-21	.381	19-23	.826	7	26	33	20	11	11	4	7	40	43	N/A	83
Louisville		22-54	.407	9-20	.450	17-23	.739	11	19	30	21	10	15	1	5	28	42	N/A	70
Clemson	W	27-59	.458	3-17	.176	15-18	.833	10	27	37	17	12	9	4	4	30	42	N/A	72
Duke		24-63	.381	3-20	.150	13-18	.722	15	24	39	18	9	11	4	4	34	30	N/A	64
Clemson	L	28-66	.424	8-27	.296	13-14	.929	10	27	37	26	13	11	2	4	38	39	N/A	77
Wake Forest		28-61	.459	9-26	.346	22-33	.667	11	28	39	18	13	6	3	7	48	39	N/A	87
Clemson	W	18-47	.383	3-18	.167	12-15	.800	4	31	35	14	8	17	4	10	26	25	N/A	51
Virginia Tech		18-53	.340	6-22	.273	8-12	.667	7	27	34	15	13	14	2	9	31	19	N/A	50
Clemson	W	27-51	.529	9-20	.450	9-11	.818	3	30	33	9	18	11	3	5	37	35	N/A	72
Georgia Tech		22-64	.344	4-23	.174	3-4	.750	11	23	34	14	11	10	4	5	28	23	N/A	51
Clemson	W	25-53	.472	10-32	.313	22-29	.759	9	29	38	21	12	18	6	5	33	49	N/A	82
Florida State		27-62	.435	13-30	.433	14-20	.700	7	20	27	27	16	13	1	7	34	47	N/A	81
Clemson	L	16-52	.308	6-21	.288	16-16	1.000	11	29	40	15	4	17	4	6	23	31	N/A	54
Boston College		22-55	.400	4-16	.250	14-17	.824	7	25	32	16	12	11	4	11	30	32	N/A	62
Clemson	L	28-59	.475	10-25	.400	8-9	.889	2	26	28	16	17	9	4	3	35	39	N/A	74
Miami (Fla.)		26-58	.448	9-24	.375	17-22	.773	9	29	38	13	12	11	1	5	35	43	N/A	78
Clemson	L	24-53	.453	7-20	.350	16-18	.889	5	26	31	18	11	13	2	3	33	38	N/A	71
North Carolina		32-67	.478	15-33	.455	12-15	.800	11	23	34	17	17	7	1	4	42	49	N/A	91
Clemson	W	35-58	.603	12-25	.480	12-17	.706	7	27	34	16	18	9	1	4	47	47	N/A	94
Florida State		21-49	.429	9-20	.450	3-8	.375	3	17	20	16	11	16	2	8	26	28	N/A	54
Clemson	L	29-67	.433	4-24	.167	11-15	.733	8	18	26	22	12	5	2	7	36	37	N/A	73
Louisville		26-51	.510	5-16	.313	26-28	.929	6	31	37	13	9	14	4	3	39	44	N/A	83
Clemson	W	34-65	.523	14-36	.389	9-15	.600	12	26	38	15	28	7	1	7	45	46	N/A	91
Syracuse		27-57	.474	7-18	.389	12-17	.706	7	21	28	13	9	11	3	3	32	41	N/A	73
Clemson	W	34-57	.596	10-19	.526	18-22	.818	7	29	36	20	9	11	1	4	54	42	N/A	96
NC State		25-60	.417	8-24	.333	13-20	.650	11	19	30	19	9	10	3	6	29	42	N/A	71

BOX SCORES

1 CLEMSON THE CITADEL

Nov. 7, 2022 ATTENDANCE: 4,768

CLEMSON		FG	3FG	FT	REB	PF	TP	A	TO	B	S	MIN
Tyson f	6-12	1-5	0-0	3-10	13	1	19	2	3	0	3	38
Middlebrooks c	0-0	0-0	0-0	0-1	1	0	0	0	0	0	1	9
C. Hunter g	8-17	3-4	4-4	1-0	1	0	23	7	0	0	0	33
Galloway g	4-10	1-5	2-2	0-4	4	11	4	1	0	2	2	26
Hemenway g	3-9	1-6	0-0	0-3	2	7	1	2	0	1	1	35
D. Hunter	0-1	0-0	0-0	0-2	2	0	0	0	1	0	1	11
Schieffelin	9-13	1-2	1-3	9-5	14	1	20	2	1	1	0	31
Godfrey	0-0	0-0	0-0	0-1	1	0	2	0	0	0	0	4
Beadle	0-3	0-0	0-0	0-1	1	3	0	1	0	0	0	12
TEAM				0-2	2							
Totals	30-65	7-22	13-18	13-29	42	15	80	19	8	1	8	200
Pct.	46.2	31.8	72.2	DR: 2.0								

FG (1st Half: 17-31 54.8%; 2nd Half: 13-34 38.2%)
 3FG (1st Half: 5-11 45.5%; 2nd Half: 2-11 18.2%)
 FT (1st Half: 6-7 85.7%; 2nd Half: 7-11 63.6%)

THE CITADEL		FG	3FG	FT	REB	PF	TP	A	TO	B	S	MIN
Clark f	7-15	2-3	0-1	0-5	5	16	2	3	3	0	3	35
Spence f	2-3	0-0	0-0	2-0	2	4	0	0	0	0	0	13
Ash g	7-15	5-10	0-0	0-5	1	19	2	0	0	0	0	36
Durr g	3-7	0-0	6-7	0-6	4	12	2	3	0	0	0	23
McCallister g	3-5	3-5	4-4	2-3	5	13	1	3	0	0	0	25
Maynard	0-3	0-3	0-0	0-1	1	4	0	3	0	0	0	20
Morgan	1-7	1-4	0-0	0-1	2	3	1	3	0	0	0	27
Carpio	0-0	0-0	0-0	0-0	0	0	0	0	0	0	1	5
Engler	0-0	0-0	0-0	1-0	1	0	0	0	0	0	0	6
Conrad	0-0	0-0	0-0	0-0	0	0	0	0	0	0	0	1
Price	1-1	0-0	0-0	0-1	1	2	0	0	0	0	0	4
Green	0-0	0-0	0-0	0-1	1	0	0	0	0	0	0	4
TEAM				0-2	2							
Totals	24-56	11-25	10-12	5-25	30	18	69	11	13	3	1	200
Pct.	42.9	44.0	83.3	DR: 0.0								

FG (1st Half: 11-25 44.0%; 2nd Half: 13-31 41.9%)
 3FG (1st Half: 4-10 40.0%; 2nd Half: 7-15 46.7%)
 FT (1st Half: 5-6 83.3%; 2nd Half: 5-6 83.3%)

OFFICIALS: Bert Smith, Nick Heater, JP Primm
 TECHNICAL FOULS: None

SCORE BY PERIODS	1ST	2ND	TOTAL
Clemson	45	35	80
The Citadel	31	38	69

2 SOUTH CAROLINA CLEMSON

Nov. 11, 2022 ATTENDANCE: 13,380

SOUTH CAROLINA		FG	3FG	FT	REB	PF	TP	A	TO	B	S	MIN
Brown f	3-12	2-6	1-2	3-3	6	9	1	3	0	1	2	27
Jackson f	4-13	1-3	3-4	3-5	8	12	0	1	0	2	3	34
Bosmans-Vedok f	1-1	0-0	0-0	1-3	4	2	2	7	0	0	0	15
Carter Jr. g	6-9	4-6	0-0	0-1	0	16	3	3	0	2	3	31
Johnson g	1-8	1-6	0-1	1-4	5	3	2	4	1	0	1	31
Wright	4-8	2-2	0-0	1-3	4	10	2	1	0	0	0	22
Davis	0-2	0-2	0-1	1-2	3	0	0	1	0	0	0	12
Gray	2-6	0-0	2-5	5-5	10	1	6	1	0	3	0	19
Hankins-Sanford	1-5	0-1	0-0	1-4	5	2	0	0	0	0	0	7
TEAM				3-1	4							
Totals	22-64	10-26	6-13	19-31	50	15	60	12	19	4	6	200
Pct.	34.4	38.5	46.2	DR: 5.0								

FG (1st Half: 12-32 37.5%; 2nd Half: 10-32 31.3%)
 3FG (1st Half: 6-14 42.9%; 2nd Half: 4-12 33.3%)
 FT (1st Half: 5-11 45.5%; 2nd Half: 1-2 50.0%)

CLEMSON		FG	3FG	FT	REB	PF	TP	A	TO	B	S	MIN
Tyson f	4-11	2-5	0-1	0-4	4	10	2	3	0	1	2	27
Middlebrooks c	1-3	0-0	0-2	1-2	0	2	0	0	1	2	1	10
C. Hunter g	5-12	0-1	3-4	1-4	5	13	5	1	0	1	0	33
Galloway g	4-9	3-6	2-2	1-2	3	4	13	2	2	1	2	30
Hemenway g	1-2	1-1	0-0	0-3	2	3	2	2	1	0	0	32
Godfrey	0-2	0-1	0-0	0-1	1	0	0	0	0	0	0	8
Hall	7-12	1-4	0-0	1-4	5	15	0	2	1	1	2	22
D. Hunter	0-1	0-0	0-0	0-0	1	0	1	0	0	0	0	7
Beadle	0-4	0-0	0-0	1-2	0	0	0	1	0	2	1	14
Schieffelin	0-4	0-0	0-0	1-2	0	0	1	1	0	0	0	11
Wiggins	1-1	0-0	0-0	0-0	1	2	0	1	0	0	0	3
TEAM				3-2	5							
Totals	23-61	7-18	5-9	9-23	32	17	58	13	13	4	9	200
Pct.	37.7	38.9	55.6	DR: 2.2								

FG (1st Half: 10-28 35.7%; 2nd Half: 13-33 39.4%)
 3FG (1st Half: 4-9 44.4%; 2nd Half: 3-9 33.3%)
 FT (1st Half: 2-3 66.7%; 2nd Half: 3-6 50.0%)

OFFICIALS: Terry Oglesby, Vladimir Voyard-Tadal, Jerry Heater
 TECHNICAL FOULS: None

SCORE BY PERIODS	1ST	2ND	TOTAL
South Carolina	35	25	60
Clemson	26	32	58

3 CLEMSON USC UPSTATE

Nov. 15, 2022 ATTENDANCE: 5,002

CLEMSON		FG	3FG	FT	REB	PF	TP	A	TO	B	S	MIN
Tyson f	4-11	0-4	0-0	5-7	12	1	8	3	0	0	0	37
Middlebrooks c	0-0	0-0	1-2	0-1	1	1	1	1	0	0	0	7
C. Hunter g	7-12	4-6	2-4	0-3	4	20	3	2	1	0	0	35
Galloway g	4-6	0-1	7-8	0-5	2	15	2	1	0	2	0	33
Hemenway g	7-9	4-6	0-0	0-1	3	18	2	0	0	0	1	26
D. Hunter	1-3	0-1	0-1	0-0	2	2	1	0	0	0	0	14
Schieffelin	1-1	0-0	0-0	1-3	1	2	3	0	0	1	1	14
Hall	6-11	0-2	1-3	1-2	2	13	2	2	0	2	0	21
Beadle	1-2	0-1	0-0	0-0	1	2	0	2	0	0	0	11
Godfrey	0-0	0-0	0-0	0-0	1	0	0	0	0	0	0	1
TEAM				0-1	1							
Totals	31-55	8-21	11-18	7-22	29	18	81	17	9	1	6	200
Pct.	56.4	38.1	61.1	DR: 3.0								

FG (1st Half: 14-26 53.8%; 2nd Half: 17-29 58.6%)
 3FG (1st Half: 4-11 36.4%; 2nd Half: 4-10 40.0%)
 FT (1st Half: 9-12 75.0%; 2nd Half: 2-6 33.3%)

USC UPSTATE		FG	3FG	FT	REB	PF	TP	A	TO	B	S	MIN	
Smith f	1-6	0-1	2-2	0-4	0	4	0	4	0	1	1	0	26
N'Diaye f	1-1	0-0	0-2	0-6	1	2	0	1	0	0	0	18	
Gainey g	8-16	2-5	6-6	1-3	4	24	2	2	0	1	0	34	
Broadnax g	5-8	0-2	6-9	0-1	3	16	5	2	0	1	0	37	
Rideau Jr. g	0-1	0-1	0-0	0-0	3	0	0	1	0	1	0	18	
Bailey	5-8	3-4	2-2	2-2	4	15	0	2	0	1	0	32	
Langlais	3-4	0-0	0-1	0-2	4	6	0	1	1	0	0	15	
Surratt	1-2	1-2	0-0	0-2	3	3	0	2	0	0	0	14	
Sheida	0-0	0-0	0-0	0-0	2	0	2	0	0	0	0	3	
TEAM				1-2	2								
Totals	24-46	6-15	16-22	4-21	25	70	9	12	2	4	200		
Pct.	52.2	40.0	72.7	DR: 2.0									

FG (1st Half: 10-24 41.7%; 2nd Half: 14-22 63.6%)
 3FG (1st Half: 4-11 36.4%; 2nd Half: 2-4 50.0%)
 FT (1st Half: 8-12 66.7%; 2nd Half: 8-10 80.0%)

OFFICIALS: AJ Desai, Tony Henderson, Ryan Sassano
 TECHNICAL FOULS: None

SCORE BY PERIODS	1ST	2ND	TOTAL
Clemson	41	40	81
USC Upstate	32	38	70

4 CLEMSON BELLARMINE

Nov. 18, 2022 ATTENDANCE: 6,137

CLEMSON		FG	3FG	FT	REB	PF	TP	A	TO	B	S	MIN
Tyson f	3-9	3-5	2-2	2-8	10	11	1	0	1	2	3	35
Middlebrooks c	2-3	0-0	0-0	2-1	3	4	0	0	0	0	0	9
C. Hunter g	5-8	5-6	0-0	0-2	2	15	8	3	0	0	0	37
Galloway g	4-7	1-4	5-7	0-2	2	14	3	2	0	1	0	30
Hemenway g	3-9	3-9	0-0	0-0	4	9	0	1	0	0	0	34
Schieffelin	4-6	0-1	5-5	0-3	2	13	0	1	1	1	1	19
Hall												

BOX SCORES

7	CALIFORNIA	59	67								
	CLEMSON										
Nov. 26, 2022	ATTENDANCE: 1,100										
RAIDER ARENA / DESTIN, FLA.											
CALIFORNIA	FG	3FG	FT	REB	PF	TP	A	TO	B	S	MIN
Kuany f	2-8	0-4	7-8	3-1-4	4	11	2	1	0	1	26
Newell f	3-7	1-4	2-2	4-4-2	9	1	1	0	0	0	29
Thiemann c	6-7	0-0	3-3	3-2-5	2	15	0	2	3	0	26
Brown g	2-3	0-1	0-0	0-3-3	4	4	1	0	0	0	32
Askew g	5-17	2-9	6-7	0-1-1	0	18	2	2	0	2	32
Roberson g	0-1	0-0	0-0	0-0-0	3	0	0	3	0	0	10
Bowser g	0-3	0-2	0-0	0-2-2	1	0	0	0	0	1	18
Okafor f	1-1	0-0	0-0	0-1-1	0	2	0	0	0	0	13
Anyanwu	0-1	0-0	0-0	0-3-3	0	0	0	0	0	0	11
TEAM				1-0-1							1
Totals	19-48	3-20	18-20	7-17-24	16	59	9	11	3	4	200
Pct.	39.6	15.0	90.0	DR: 2.0							

FG (1st Half: 6-22 27.3%; 2nd Half: 13-26 50.0%)
 3FG (1st Half: 2-12 16.7%; 2nd Half: 1-8 12.5%)
 FT (1st Half: 14-15 93.3%; 2nd Half: 4-5 80.0%)

CLEMSON	FG	3FG	FT	REB	PF	TP	A	TO	B	S	MIN
Tyson f	4-8	2-4	4-4	0-5-5	3	14	0	1	0	1	28
Middlebrooks c	3-4	0-0	0-0	1-7-8	3	6	1	1	1	0	21
C. Hunter g	5-10	3-6	1-3	0-1-1	1	14	7	3	0	2	35
Galloway g	4-6	1-3	4-6	0-1-1	4	13	1	1	0	0	33
Hemenway g	1-2	1-2	4-4	1-5-6	2	7	2	0	0	0	34
D. Hunter	0-1	0-1	0-0	0-0-0	1	0	3	0	0	0	13
Schieffelin	0-1	0-0	0-0	0-1-1	1	0	0	0	0	0	10
Hall	5-10	0-1	0-0	0-0-0	1	10	0	1	0	0	14
Beadle	0-0	0-0	0-0	0-0-0	0	0	0	0	0	0	5
Godfrey	1-1	0-0	1-2	0-0-0	1	3	1	0	0	0	5
TEAM				1-1-2							1
Totals	23-43	7-17	14-19	3-21-24	17	67	15	8	2	4	200
Pct.	53.5	41.2	73.7	DR: 5.1							

FG (1st Half: 12-22 54.5%; 2nd Half: 11-21 52.4%)
 3FG (1st Half: 3-8 37.5%; 2nd Half: 4-9 44.4%)
 FT (1st Half: 4-6 66.7%; 2nd Half: 10-13 76.9%)

OFFICIALS: John Higgins, Randy McCall, Pat Adams
 TECHNICAL FOULS: None

SCORE BY PERIODS	1ST	2ND	TOTAL
California	28	31	59
Clemson	31	36	67

8	CLEMSON	101	94								
	PENN STATE										
Nov. 29, 2022	ATTENDANCE: 6,861										
LITTLEJOHN COLISEUM / CLEMSON, S.C.											
CLEMSON	FG	3FG	FT	REB	PF	TP	A	TO	B	S	MIN
Tyson f	7-11	3-4	7-8	1-8-9	2	24	3	0	0	1	46
Hall c	6-8	2-2	8-11	1-2-3	0	22	0	0	1	1	24
C. Hunter g	1-12	1-4	4-4	0-1-1	5	7	5	1	0	0	29
Galloway g	4-8	1-4	0-2	0-3-3	3	9	4	2	1	0	42
Hemenway g	5-8	4-6	1-2	0-4-4	3	15	3	1	0	0	41
D. Hunter	0-1	0-0	0-0	0-2-2	0	0	3	2	0	0	10
Middlebrooks	3-5	0-1	2-3	1-0-1	0	8	0	2	0	0	9
Schieffelin	2-4	0-1	4-7	1-3-4	4	8	1	0	0	0	16
Godfrey	2-2	0-0	0-0	0-3-3	1	4	0	1	0	0	5
Wiggins	0-0	0-0	0-0	0-0-0	0	0	0	0	0	0	6
Beadle	2-4	0-0	0-0	0-2-2	4	4	3	1	2	0	19
TEAM				2-3-5							0
Totals	32-63	11-21	26-37	6-31-37	22	101	22	10	5	2	200
Pct.	50.8	52.4	70.3	DR: 4.1							

FG (1st Half: 11-25 44.0%; 2nd Half: 13-24 54.2%; 2OT: 8-14 57.1%)
 3FG (1st Half: 5-10 50.0%; 2nd Half: 4-6 66.7%; 2OT: 2-5 40.0%)
 FT (1st Half: 2-4 50.0%; 2nd Half: 12-19 63.2%; 2OT: 12-14 85.7%)

PENN STATE	FG	3FG	FT	REB	PF	TP	A	TO	B	S	MIN
Lundy f	7-12	4-8	5-5	3-9-12	4	23	0	0	0	0	44
Njie f	0-2	0-1	0-0	0-3-3	3	0	1	2	2	0	21
Funk g	4-9	2-5	4-6	0-4-4	1	14	1	1	0	0	43
Wynter g	6-12	3-6	11-12	1-3-4	4	26	1	1	0	1	41
Pickett g	9-21	0-7	5-6	1-6-7	4	23	8	4	0	1	44
Dread	0-6	0-6	0-0	1-2	5	0	0	1	0	1	21
Dorsey	0-0	0-0	0-0	0-1-1	2	0	0	0	0	2	10
Johnson	2-2	2-2	0-0	1-2-3	1	6	0	0	0	0	11
Mahaffey	0-1	0-0	0-0	0-0-0	2	0	0	0	0	0	2
Clary	1-3	0-0	0-0	1-1-2	0	2	1	0	0	0	8
Henn	0-3	0-1	0-0	0-0-0	2	0	0	0	0	0	5
TEAM				4-1-5							2
Totals	29-71	11-36	25-29	12-31-43	28	94	12	11	2	5	200
Pct.	40.8	30.6	86.2	DR: 2.1							

FG (1st Half: 14-28 50.0%; 2nd Half: 9-29 31.0%; 2OT: 6-14 42.9%)
 3FG (1st Half: 6-13 46.2%; 2nd Half: 3-16 18.8%; 2OT: 2-7 28.6%)
 FT (1st Half: 1-3 33.3%; 2nd Half: 15-16 93.8%; 2OT: 9-10 90.0%)

OFFICIALS: Ron Groover, Jeffrey Anderson, Lee Cassell
 TECHNICAL FOULS: None

SCORE BY PERIODS	1ST	2ND	OT	OT	TOTAL
Clemson	29	42	12	18	101
Penn State	35	36	12	11	94

9	CLEMSON	77	57								
	WAKE FOREST										
Dec. 2, 2022	ATTENDANCE: 6,599										
LITTLEJOHN COLISEUM / CLEMSON, S.C.											
CLEMSON	FG	3FG	FT	REB	PF	TP	A	TO	B	S	MIN
Tyson f	3-6	1-2	8-8	0-10-10	1	15	2	1	0	2	34
Hall c	7-11	2-4	5-6	0-8-8	2	21	0	3	1	1	22
C. Hunter g	3-7	0-4	5-5	0-3-3	3	11	4	7	1	0	30
Galloway g	5-10	2-6	2-2	0-4-4	2	14	3	4	0	0	29
Hemenway g	4-6	4-6	0-0	0-1-1	2	12	2	1	0	0	32
Beadle	0-1	0-0	0-0	0-3-3	2	0	1	1	0	0	20
D. Hunter	0-1	0-0	0-0	0-0-0	0	0	0	0	0	0	6
Middlebrooks	0-1	0-0	2-2	0-0-0	2	2	0	0	0	1	8
Godfrey	0-0	0-0	0-0	0-0-0	0	0	0	1	0	0	2
Schieffelin	0-0	0-0	2-2	1-5-6	2	3	0	0	0	1	15
Wiggins	0-0	0-0	0-0	0-0-0	0	0	0	0	0	0	1
TEAM				1-2-3							1
Totals	22-43	9-22	24-25	2-36-38	16	77	15	19	2	5	200
Pct.	51.2	40.9	96.0	DR: 0.0							

FG (1st Half: 8-23 34.8%; 2nd Half: 14-20 70.0%)
 3FG (1st Half: 1-10 10.0%; 2nd Half: 8-12 66.7%)
 FT (1st Half: 9-10 90.0%; 2nd Half: 15-15 100.0%)

WAKE FOREST	FG	3FG	FT	REB	PF	TP	A	TO	B	S	MIN
Carr f	2-5	0-3	0-0	0-6-6	3	4	0	1	0	0	23
Keller f	0-1	0-1	4-6	1-0-1	1	4	1	0	0	0	20
Appleby g	3-13	2-6	0-0	0-1-1	2	8	5	1	0	1	35
Hildreth g	3-10	1-3	4-5	1-5-6	0	11	0	2	0	3	28
Monsanto g	3-12	2-8	0-0	0-3-3	1	8	1	2	0	3	25
Marsh	2-3	0-0	1-3	0-2-2	3	5	0	0	1	0	11
Klintonman	1-1	1-1	0-0	0-2-2	3	3	1	0	0	1	16
Williamson	5-11	2-6	0-0	0-0-0	2	12	0	0	0	0	28
Ituka	0-1	0-0	0-0	0-0-0	1	0	0	4	0	0	3
Bradford	1-2	0-0	0-0	1-0-1	1	2	0	0	0	0	8
TEAM				2-0-2							1
Totals	20-59	8-28	9-14	5-19-24	17	57	8	11	1	9	200
Pct.	33.9	28.6	64.3	DR: 3.1							

FG (1st Half: 13-30 43.3%; 2nd Half: 7-29 24.1%)
 3FG (1st Half: 6-15 40.0%; 2nd Half: 5-12 41.7%)
 FT (1st Half: 1-1 100.0%; 2nd Half: 8-13 61.5%)

OFFICIALS: Bill Covington, Tony Henderson, Jeb Hartness
 TECHNICAL FOULS: None

SCORE BY PERIODS	1ST	2ND	TOTAL
Clemson	26	51	77
Wake Forest	33	24	57

10	CLEMSON	80	75								
	TOWSON										
Dec. 7, 2022	ATTENDANCE: 4,788										
LITTLEJOHN COLISEUM / CLEMSON, S.C.											
CLEMSON	FG	3FG	FT	REB	PF	TP	A	TO	B	S	MIN
Tyson f	7-12	4-5	2-3	3-11-14	1	20	4	1	0	0	36
Hall c	10-17	1-3	1-1	2-3-5	4	22	2	4	1	0	28
C. Hunter g	4-9	4-8	2-4	0-2-2	1	14	7	3	1	1	35
Galloway g	0-2	0-1	0-0	0-4-4	0	2	2	0			

BOX SCORES

13 Dec. 21, 2022	GEORGIA TECH CLEMSON										66	79	
	ATTENDANCE: 4,763 McCAMISH PAVILION / ATLANTA, GA.												
CLEMSON	FG	3FG	FT	REB	PF	TP	A	TO	B	S	MIN		
Schieffelin f	2-3	0-0	0-0	0-2-2	2	4	1	0	0	0	15		
Tyson f	6-12	2-6	0-0	2-11-13	1	14	2	0	0	0	39		
Hall c	4-18	0-0	1-1	5-5-10	4	25	3	2	1	0	27		
C. Hunter g	4-13	0-3	6-7	1-2-3	2	14	4	4	1	1	35		
Galloway g	4-8	3-6	3-3	0-4-4	2	14	5	2	0	1	35		
D. Hunter g	0-3	0-2	2-2	0-2-2	3	2	4	0	0	1	23		
Godfrey	2-3	0-0	0-0	0-2-2	3	4	0	1	1	0	10		
Beadle	0-1	0-1	0-0	0-1-1	2	0	1	0	0	0	7		
TEAM				0-2-2							1		
Totals	31-62	5-18	12-13	8-32-40	22	79	20	11	3	3	200		
Pct.	50.0	27.8	92.3	DR: 0.0									

FG (1st Half: 17-31 54.8%; 2nd Half: 14-31 45.2%)
 3FG (1st Half: 2-9 22.2%; 2nd Half: 3-9 33.3%)
 FT (1st Half: 4-4 100.0%; 2nd Half: 8-9 88.9%)

GEORGIA TECH	FG	3FG	FT	REB	PF	TP	A	TO	B	S	MIN		
Moore f	5-10	0-2	2-5	5-4-9	3	12	4	3	2	1	32		
Howard c	2-3	0-0	1-2	0-6-6	2	5	0	1	0	0	25		
Sturdivant g	6-10	1-4	1-2	0-1-1	3	14	0	2	0	0	21		
Maxwell g	0-2	0-2	0-0	0-0-0	0	0	1	0	0	0	12		
Kelly g	5-12	3-7	4-4	0-5-5	2	17	1	1	1	0	31		
Coleman	2-6	1-5	0-2	0-3-3	3	5	0	2	0	0	27		
Franklin	3-6	0-1	1-1	0-0-0	2	7	0	1	2	1	14		
Smith	1-5	0-0	2-2	0-4-4	0	4	2	0	0	1	17		
TEAM				0-0-0							1		
Totals	25-58	5-23	11-18	8-32-40	17	66	10	11	5	4	200		
Pct.	43.1	21.7	61.1	DR: 3.1									

FG (1st Half: 9-26 34.6%; 2nd Half: 16-32 50.0%)
 3FG (1st Half: 2-11 18.2%; 2nd Half: 3-12 25.0%)
 FT (1st Half: 6-10 60.0%; 2nd Half: 5-8 62.5%)

OFFICIALS: Ron Groover, Jeffrey Anderson, Tommy Morrissey
 TECHNICAL FOULS: None

SCORE BY PERIODS	1ST	2ND	TOTAL
Clemson	40	39	79
Georgia Tech	26	40	66

14 Dec. 30, 2022	CLEMSON NC STATE										78	64	
	ATTENDANCE: 5,969 LITTLEJOHN COLISEUM / CLEMSON, S.C.												
NC STATE	FG	3FG	FT	REB	PF	TP	A	TO	B	S	MIN		
Burns Jr. f	2-5	0-0	1-2	1-5-6	5	5	0	3	1	1	19		
Smith g	5-21	3-13	8-10	0-3-3	3	21	3	1	0	0	33		
Joiner g	2-11	0-3	2-2	1-3-4	0	6	5	0	0	0	36		
Clark g	2-7	1-3	2-3	5-6-11	2	7	3	0	0	1	33		
Morsell g	5-13	3-8	0-0	2-5-7	4	13	0	1	1	1	36		
Pass	0-2	0-2	0-0	0-1-1	1	0	0	2	1	0	9		
Downuona	4-6	0-0	1-1	1-1-2	4	9	0	1	0	0	21		
Thomas	0-2	0-1	0-0	0-1-1	1	0	0	0	0	0	5		
Ross	1-1	1-1	0-0	0-1-1	2	3	0	0	0	1	7		
TEAM				4-1-5							0		
Totals	21-68	8-31	14-18	14-27-41	22	64	11	8	3	4	200		
Pct.	30.9	25.8	77.8	DR: 3.0									

FG (1st Half: 7-32 21.9%; 2nd Half: 14-36 38.9%)
 3FG (1st Half: 3-14 21.4%; 2nd Half: 5-17 29.4%)
 FT (1st Half: 4-6 66.7%; 2nd Half: 10-12 83.3%)

CLEMSON	FG	3FG	FT	REB	PF	TP	A	TO	B	S	MIN		
Tyson f	9-13	4-5	9-9	2-13-15	2	31	0	1	0	0	37		
Godfrey f	1-1	0-0	1-2	0-0-0	3	3	1	0	0	0	5		
Hall c	2-9	1-4	0-0	1-4-5	1	5	4	3	3	0	23		
C. Hunter g	4-12	1-3	3-4	0-2-2	0	12	3	1	1	1	35		
Galloway g	0-4	0-3	2-2	0-2-2	2	2	1	0	0	1	25		
Schieffelin	3-6	0-0	0-0	0-3-3	0	6	0	1	0	0	9		
Beadle	2-5	0-1	1-1	0-1-1	4	5	1	0	1	0	29		
D. Hunter	1-2	0-1	2-2	0-3-3	2	4	2	0	0	0	18		
Middlebrooks	3-8	0-3	4-4	5-2-7	3	10	1	0	1	0	17		
TEAM				0-4-4							1		
Totals	25-60	6-20	22-24	8-34-42	17	78	13	7	5	3	200		
Pct.	41.7	30.0	91.7	DR: 2.0									

FG (1st Half: 10-33 30.3%; 2nd Half: 15-27 55.6%)
 3FG (1st Half: 2-7 28.6%; 2nd Half: 4-13 30.8%)
 FT (1st Half: 6-6 100.0%; 2nd Half: 16-18 88.9%)

OFFICIALS: Roger Ayers, Lee Cassell, Doug Shows
 TECHNICAL FOULS: NC State Head Coach (17:48, 2nd Half; Casey Morsell (1:24, 2nd Half)

SCORE BY PERIODS	1ST	2ND	TOTAL
NC State	21	43	64
Clemson	28	50	78

15 Jan. 4, 2023	VIRGINIA TECH CLEMSON										65	68	
	ATTENDANCE: 7,539 CASSELL COLISEUM / BLACKSBURG, VA.												
CLEMSON	FG	3FG	FT	REB	PF	TP	A	TO	B	S	MIN		
Schieffelin f	1-4	0-1	0-1	1-3-4	2	2	0	1	0	0	16		
Tyson f	4-12	3-10	2-2	0-14-14	2	13	2	0	0	0	40		
Hall c	4-8	2-3	3-4	0-3-3	4	13	0	2	1	1	25		
C. Hunter g	3-8	0-2	6-6	0-2-2	2	12	4	2	0	2	23		
Galloway g	4-9	2-4	1-1	0-2-2	2	11	3	2	1	0	35		
D. Hunter	0-2	0-0	0-0	0-1-1	0	0	0	0	0	0	5		
Middlebrooks	1-3	0-0	2-2	0-2-2	2	4	0	0	0	2	16		
Beadle	1-1	0-0	1-2	0-2-2	3	3	1	2	0	0	20		
Godfrey	4-5	2-3	0-0	1-5-5	5	10	1	4	2	0	16		
Wiggins	0-1	0-0	0-0	0-0-0	0	0	0	0	0	0	2		
TEAM				0-0-0							0		
Totals	22-53	9-23	15-18	2-34-36	21	68	11	14	4	5	200		
Pct.	41.5	39.1	83.3	DR: 2.0									

FG (1st Half: 10-25 40.0%; 2nd Half: 12-28 42.9%)
 3FG (1st Half: 4-11 36.4%; 2nd Half: 5-12 41.7%)
 FT (1st Half: 5-6 83.3%; 2nd Half: 10-12 83.3%)

VIRGINIA TECH	FG	3FG	FT	REB	PF	TP	A	TO	B	S	MIN		
Basile f	5-15	3-6	4-4	1-6-7	3	17	0	1	0	0	30		
Mutts f	3-12	1-3	4-4	3-6-9	3	11	4	3	0	1	35		
Kidd c	2-5	0-0	0-0	4-5-9	3	4	0	1	1	0	18		
Pedulla g	5-18	4-9	0-0	0-5-5	4	14	4	3	1	0	36		
Maddox g	4-11	1-5	2-2	2-2-4	1	11	3	1	0	2	35		
Camden	0-3	0-1	0-0	1-1-2	1	0	0	0	0	0	10		
Potat	2-2	0-0	4-7	1-3-4	2	8	1	1	1	1	24		
Collins	0-1	0-0	0-0	0-2-2	0	0	0	1	0	0	9		
TEAM				0-0-0							1		
Totals	21-67	9-24	14-17	12-30-42	17	65	12	11	3	4	200		
Pct.	31.3	37.5	82.4	DR: 3.0									

FG (1st Half: 12-34 35.3%; 2nd Half: 9-33 27.3%)
 3FG (1st Half: 4-12 33.3%; 2nd Half: 5-12 41.7%)
 FT (1st Half: 4-7 57.1%; 2nd Half: 10-10 100.0%)

OFFICIALS: Brian O'Connell, Tony Henderson, Tim Clougherty
 TECHNICAL FOULS: None

SCORE BY PERIODS	1ST	2ND	TOTAL
Clemson	29	39	68
Virginia Tech	32	33	65

16 Jan. 7, 2023	PITTSBURGH CLEMSON										74	75	
	ATTENDANCE: 10,403 PETERSEN EVENTS CENTER / PITTSBURGH, PA.												
CLEMSON	FG	3FG	FT	REB	PF	TP	A	TO	B	S	MIN		
Schieffelin f	2-2	0-0	2-2	0-4-4	5	6	3	0	0	0	19		
Tyson f	4-7	2-3	5-7	0-10-10	2	15	1	0	0	0	35		
Hall c	4-11	0-1	4-5	3-7-10	1	12	1	1	1	0	28		
C. Hunter g	6-14	1-3	4-4	1-4-5	3	17	3	0	0	1	32		
Galloway g	4-11	3-7	1-2	0-1-1	4	12	2	2	1	1	30		
Beadle	1-3	1-3	0-0	0-0-0	2								

BOX SCORES

25 NORTH CAROLINA CLEMSON 91 71
Feb. 11, 2023 ATTENDANCE: 21,750
DEAN E. SMITH CENTER / CHAPEL HILL, N.C.

CLEMSON	FG	3FG	FT	REB	PF	TP	A	TO	B	S	MIN
Schieffelin f	1-3	1-2	0-0	2-5	1	3	2	1	0	0	18
Tyson f	1-2	1-1	0-0	1-6	1	3	0	2	1	1	32
Hall c	7-13	2-3	2-2	1-2	3	18	0	3	0	0	25
C. Hunter g	3-16	1-8	8-8	0-4	1	15	4	2	1	0	33
Galloway g	5-8	0-2	0-0	1-2	3	10	1	2	0	1	25
Beadle	0-1	0-1	0-0	0-0	0	0	0	1	0	0	11
Wiggins	3-3	2-2	0-0	0-3	0	8	1	0	0	0	18
D. Hunter	0-1	0-0	0-0	0-0	1	0	1	0	0	0	6
Middlebrooks	2-2	0-0	4-4	0-4	4	8	1	0	0	0	14
Hemenway	1-2	0-1	0-0	0-0	0	2	1	0	0	0	4
Foster	0-0	0-0	0-0	0-0	0	0	0	0	0	0	1
J. Nauseef	0-0	0-0	0-0	0-0	0	0	0	0	0	0	1
Kelly	1-1	0-0	0-0	0-0	0	2	0	0	0	0	1
D. Nauseef	0-0	0-0	0-0	0-0	0	0	0	0	0	0	1
TEAM				0-0	0	0	0	0	0	0	1
Totals	24-53	7-20	16-18	5-26	31	18	71	11	13	2	3 200
Pct.	45.3	35.0	88.9	DR: 2.0							

FG (1st Half: 13-29 44.8%; 2nd Half: 11-24 45.8%)
3FG (1st Half: 5-11 45.5%; 2nd Half: 2-9 22.2%)
FT (1st Half: 2-2 100.0%; 2nd Half: 14-16 87.5%)

NORTH CAROLINA	FG	3FG	FT	REB	PF	TP	A	TO	B	S	MIN
Bacot f	8-11	0-0	3-4	5-6	11	3	19	0	3	0	2 31
Nance f	0-7	0-3	0-0	1-4	5	1	0	1	0	0	19
Black g	3-5	1-2	0-0	2-5	7	2	0	1	1	1	31
Love g	7-12	6-9	3-4	0-1	2	23	5	1	0	0	34
Davis g	5-12	4-10	3-4	0-2	3	17	3	3	0	0	30
Johnson	3-5	2-4	0-0	1-2	3	8	2	0	0	1	18
Dunn	2-4	1-1	0-0	0-1	1	5	3	0	0	0	10
Washington	2-4	0-1	0-0	1-1	1	4	0	0	0	0	8
Trimble	0-0	0-0	0-0	0-0	0	1	0	0	0	0	6
Styles	0-3	0-1	0-0	1-0	1	2	0	0	0	0	5
Nickel	0-2	0-1	2-2	0-1	2	2	0	0	0	0	4
McKoy	2-2	1-1	1-1	0-0	0	6	0	0	0	0	2
Landry	0-0	0-0	0-0	0-0	0	0	0	0	0	0	1
Lebo	0-0	0-0	0-0	0-0	0	0	0	0	0	0	1
Watkins	0-0	0-0	0-0	0-0	0	0	0	0	0	0	1
Farris	0-0	0-0	0-0	0-0	0	0	0	0	0	0	1
Maye	0-0	0-0	0-0	0-0	0	0	0	0	0	0	1
TEAM				1-0	1	0	0	0	0	0	0
Totals	32-67	15-33	12-15	11-23	34	17	91	17	7	1	4 200
Pct.	47.8	45.5	80.0	DR: 1.1							

FG (1st Half: 15-32 46.9%; 2nd Half: 17-35 48.6%)
3FG (1st Half: 6-15 40.0%; 2nd Half: 9-18 50.0%)
FT (1st Half: 6-9 66.7%; 2nd Half: 6-6 100.0%)

OFFICIALS: Ted Valentine, Clarence Armstrong, Jemel Spearman
TECHNICAL FOULS: None

SCORE BY PERIODS	1ST	2ND	TOTAL
Clemson	33	38	71
North Carolina	42	49	91

26 CLEMSON FLORIDA STATE 94 54
Feb. 15, 2023 ATTENDANCE: 6,458
LITTLEJOHN COLISEUM / CLEMSON, S.C.

FLORIDA STATE	FG	3FG	FT	REB	PF	TP	A	TO	B	S	MIN
Corhen f	3-4	2-2	0-0	0-1	2	8	0	1	0	2	21
Miller f	4-6	3-4	1-2	0-6	1	12	2	3	1	1	28
Warley g	2-5	1-2	1-3	2-1	3	2	6	3	0	0	27
Mills g	3-9	0-2	0-0	0-2	1	6	3	2	0	1	32
Green Jr. g	4-10	1-3	0-0	0-2	2	9	2	2	1	0	35
Jackson	1-6	0-2	1-1	1-0	1	2	3	1	0	2	14
House	1-3	1-3	0-0	0-1	1	3	0	0	0	1	12
McLeod	0-1	0-0	0-0	0-1	1	0	0	1	0	0	8
Green	1-1	0-0	0-2	0-0	3	2	0	1	1	0	7
Spainhour	1-2	1-2	0-0	0-0	0	3	0	0	0	0	5
Yates	0-0	0-0	0-0	0-0	1	0	0	0	0	0	3
Adebisi	1-1	0-0	0-0	0-0	0	2	0	0	0	0	3
Morris	0-1	0-0	0-0	0-1	0	0	0	1	0	0	2
Thorpe	0-0	0-0	0-0	0-0	0	0	0	0	0	0	2
TEAM				0-2	2	1	0	0	0	0	0
Totals	21-49	9-20	3-8	3-17	20	16	54	11	16	2	8 200
Pct.	42.9	45.0	37.5	DR: 3.0							

FG (1st Half: 10-22 45.5%; 2nd Half: 11-27 40.7%)
3FG (1st Half: 3-6 50.0%; 2nd Half: 6-14 42.9%)
FT (1st Half: 3-6 50.0%; 2nd Half: 0-2 0.0%)

CLEMSON	FG	3FG	FT	REB	PF	TP	A	TO	B	S	MIN
Schieffelin f	1-2	0-0	1-1	0-2	2	3	4	0	0	0	17
Tyson f	3-7	1-5	3-4	1-7	1	10	0	1	0	2	26
Hall c	8-10	4-4	0-0	2-4	2	20	1	0	0	0	22
C. Hunter g	7-9	2-3	2-2	0-1	2	18	6	1	0	0	28
Galloway g	2-6	1-4	2-2	0-1	1	7	2	1	0	0	18
D. Hunter	2-3	0-1	0-0	0-3	2	4	2	1	0	1	17
Hemenway	1-3	1-2	0-0	0-1	0	3	0	1	0	0	7
Wiggins	3-5	2-3	1-2	0-3	0	9	1	1	0	0	15
Beadle	4-6	1-2	1-2	0-0	1	10	2	1	0	1	19
Godfrey	2-4	0-0	2-2	0-3	1	6	0	2	1	0	13
Foster	0-1	0-1	0-2	0-0	1	0	0	0	0	0	2
Kelly	1-1	0-0	0-0	0-0	0	2	0	0	0	0	2
Nauseef	0-0	0-0	0-0	0-1	0	0	0	0	0	0	2
TEAM				0-0	0	0	0	0	0	0	0
Totals	35-58	12-25	12-17	7-27	34	16	94	18	9	1	4 200
Pct.	60.3	48.0	70.6	DR: 4.0							

FG (1st Half: 18-30 60.0%; 2nd Half: 17-28 60.7%)
3FG (1st Half: 4-10 40.0%; 2nd Half: 8-15 53.3%)
FT (1st Half: 7-7 100.0%; 2nd Half: 5-10 50.0%)

OFFICIALS: Lee Cassell, Doug Shows, Brian O'Connell
TECHNICAL FOULS: None

SCORE BY PERIODS	1ST	2ND	TOTAL
Florida State	26	28	54
Clemson	47	47	94

27 LOUISVILLE CLEMSON 83 73
Feb. 18, 2023 ATTENDANCE: 6,458
KFC YUM! CENTER / LOUISVILLE, KY.

CLEMSON	FG	3FG	FT	REB	PF	TP	A	TO	B	S	MIN
Schieffelin f	0-4	0-0	2-2	2-1	3	2	2	1	0	0	20
Tyson f	5-14	2-9	0-0	1-3	4	12	1	0	0	1	35
Hall c	12-21	1-5	3-5	3-5	4	28	0	0	0	0	30
C. Hunter g	7-13	1-2	0-2	0-5	4	15	6	2	0	1	36
Galloway g	5-10	0-4	6-6	0-0	3	16	2	1	0	3	37
Middlebrooks	0-0	0-0	0-0	1-2	3	0	0	0	1	1	8
Wiggins	0-1	0-1	0-0	0-0	1	0	1	0	0	0	13
D. Hunter	0-1	0-1	0-0	0-0	0	0	0	0	0	0	3
Beadle	0-0	0-0	0-0	0-0	1	0	0	0	0	0	1
Godfrey	0-2	0-1	0-0	1-2	0	0	1	1	1	1	11
Hemenway	0-1	0-1	0-0	0-1	0	0	0	0	0	0	3
TEAM				0-0	0	0	0	0	0	0	0
Totals	29-67	4-24	11-15	8-18	26	22	73	12	5	2	7 200
Pct.	43.3	16.7	73.3	DR: 3.0							

FG (1st Half: 13-32 40.6%; 2nd Half: 16-35 45.7%)
3FG (1st Half: 2-11 18.2%; 2nd Half: 2-13 15.4%)
FT (1st Half: 8-9 88.9%; 2nd Half: 3-6 50.0%)

LOUISVILLE	FG	3FG	FT	REB	PF	TP	A	TO	B	S	MIN
James f	3-7	0-3	7-7	0-4	4	13	0	0	0	0	32
Traynor f	5-9	2-4	4-4	1-8	9	16	1	1	4	0	34
Curry f	2-2	0-0	0-0	0-2	3	4	0	4	0	1	15
Withers f	3-6	0-0	2-2	1-8	2	8	2	2	0	2	32
Ellis g	9-15	3-6	7-9	1-4	5	28	1	4	0	0	39
Huntley-Hatfield	3-7	0-1	2-2	2-4	2	8	0	1	0	0	22
Lands	1-4	0-2	2-2	0-1	2	4	0	0	0	0	22
Wheeler	0-1	0-0	0-0	0-0	0	0	0	0	0	0	1
Miller	0-0	0-0	2-2	0-0	0	2	1	0	0	0	3
TEAM				1-2	2	2	0	0	0	0	0
Totals	26-51	5-16	26-28	6-31	37	13	83	9	14	4	3 200
Pct.	51.0	31.3	92.9	DR: 3.0							

FG (1st Half: 13-26 50.0%; 2nd Half: 13-25 52.0%)
3FG (1st Half: 4-8 50.0%; 2nd Half: 1-8 12.5%)
FT (1st Half: 9-9 100.0%; 2nd Half: 17-19 89.5%)

OFFICIALS: Roger Ayers, Jeffery Clark, Justin Porterfield
TECHNICAL FOULS: None

SCORE BY PERIODS	1ST	2ND	TOTAL
Clemson	36	37	73
L			

SEASON STATISTICS



2022-23 Clemson Men's Basketball Combined Team Statistics All games

Page 1/1
as of Feb 25, 2023

Game Records

Record	Overall	Home	Away	Neutral
ALL GAMES	21-8	14-1	5-5	2-2
CONFERENCE	13-5	8-1	5-4	0-0
NON-CONFERENCE	8-3	6-0	0-1	2-2

Score by Periods

Team	1st	2nd	OT	TOT
Clemson	1019	1147	30	2196
Opponents	916	1043	23	1982

Team Box Score

No.	Player	Total			3-Point		F-Throw		Rebounds				Other Stats									
		GP-GS	MIN	AVG	FG-FGA	FG%	3FG-3FGA	3FG%	FT-FTA	FT%	OFF	DEF	TOT	AVG	PF	DQ	A	TO	BLK	STL	PTS	AVG
5	TYSON, Hunter	29-29	1005:02	34.7	150-304	.493	69-163	.423	84-99	.848	39	235	274	9.4	52	0	42	33	2	28	453	15.6
24	HALL, PJ	28-22	678:21	24.2	163-303	.538	29-73	.397	75-94	.798	41	111	152	5.4	63	0	27	48	25	19	430	15.4
1	HUNTER, Chase	26-26	825:55	31.8	123-298	.413	41-112	.366	85-103	.825	6	69	75	2.9	55	1	116	62	7	15	372	14.3
11	GALLOWAY, Brevin	27-26	801:55	29.7	102-222	.459	42-126	.333	67-77	.870	4	58	62	2.3	64	0	67	45	6	24	313	11.6
12	HEMENWAY, Alex	18-12	444:15	24.7	44-89	.494	31-68	.456	12-16	.750	3	31	34	1.9	30	0	21	11	1	8	131	7.3
4	SCHIEFFELIN, Ian	29-17	554:36	19.1	54-115	.470	4-20	.200	28-40	.700	35	81	116	4.0	58	1	53	31	6	11	140	4.8
22	GODFREY, RJ	28-1	271:24	9.7	38-62	.613	3-9	.333	17-26	.654	17	42	59	2.1	44	1	10	23	15	8	96	3.4
10	MIDDLEBROOKS, Ben	29-7	318:42	11.0	33-66	.500	0-5	.000	27-34	.794	32	49	81	2.8	60	2	10	14	12	16	93	3.2
21	WIGGINS, Chauncey	22-0	215:33	9.8	22-46	.478	13-28	.464	2-3	.667	2	17	19	0.9	12	0	10	5	3	4	59	2.7
0	BEADLE, Josh	28-2	376:14	13.4	28-76	.368	5-24	.208	7-11	.636	1	28	29	1.0	46	1	26	26	5	9	68	2.4
2	HUNTER, Dillon	28-3	338:25	12.1	13-49	.265	1-18	.056	8-13	.615	3	31	34	1.2	30	0	36	19	1	12	35	1.3
20	KELLY, Matt	4-0	04:48	1.2	2-2	1.000	0-0	.000	0-0	.000	0	1	1	0.3	0	0	1	0	0	0	4	1.0
32	NAUSEEF, Daniel	5-0	05:30	1.1	1-2	.500	0-0	.000	0-0	.000	1	2	3	0.6	1	0	1	0	1	0	2	0.4
15	NAUSEEF, Jack	4-0	03:50	1.0	0-1	.000	0-1	.000	0-0	.000	0	1	1	0.3	0	0	1	0	0	0	0	0.0
14	FOSTER, Devin	5-0	05:30	1.1	0-2	.000	0-2	.000	0-2	.000	0	1	1	0.2	0	0	0	0	0	0	0	0.0
Team											26	36	62				8					
Total		29	5850		773-1637	.472	238-649	.367	412-518	.795	210	793	1003	34.6	515	6	421	325	84	154	2196	75.7
Opponents		29	5850		683-1675	.408	230-686	.335	386-523	.738	257	696	953	32.9	510	6	326	341	76	159	1982	68.3

Team Statistics

	CU	OPP
Scoring	2196	1982
Points per game	75.7	68.3
Scoring margin	+7.4	-
Field goals-att	773-1637	683-1675
Field goal pct	.472	.408
3 point fg-att	238-649	230-686
3-point FG pct	.367	.335
3-pt FG made per game	8.2	7.9
Free throws-att	412-518	386-523
Free throw pct	.795	.738
F-Throws made per game	14.2	13.3
Rebounds	1003	953
Rebounds per game	34.6	32.9
Rebounding margin	+1.7	-
Assists	421	326
Assists per game	14.5	11.2
Turnovers	325	341
Turnovers per game	11.2	11.8
Turnover margin	+0.6	-
Assist/turnover ratio	1.3	1.0
Steals	154	159
Steals per game	5.3	5.5
Blocks	84	76
Blocks per game	2.9	2.6
Winning streak	2	-
Home win streak	2	-
Attendance	99098	113793
Home games-Avg/Game	15-6607	10-11379
Neutral site-Avg/Game	-	4-3723

Team Results

Date	Opponent		Score	Att.
11/07/2022	The Citadel	W	80-69	4768
11/11/2022	at South Carolina	L	58-60	13380
11/15/2022	USC Upstate	W	81-70	5002
11/18/2022	Bellarmine	W	76-66	6137
11/21/2022	Loyola Maryland	W	72-41	4655
11/25/2022	vs Iowa	L	71-74	1880
11/26/2022	vs California	W	67-59	1100
11/29/2022	Penn St.	Wot2	101-94	5861
12/02/2022	Wake Forest	W	77-57	6599
12/07/2022	Towson	W	80-75	4788
12/10/2022	vs Loyola Chicago	L	58-76	7795
12/17/2022	vs Richmond	W	85-57	4117
12/21/2022	at Georgia Tech	W	79-66	4763
12/30/2022	NC State	W	78-64	5969
01/04/2023	at Virginia Tech	W	68-65	7539
01/07/2023	at Pittsburgh	W	75-74	10403
01/11/2023	Louisville	W	83-70	7789
01/14/2023	Duke	W	72-64	9000
01/17/2023	at Wake Forest	L	77-87	8047
01/21/2023	Virginia Tech	W	51-50	9000
01/24/2023	Georgia Tech	W	72-51	6923
01/28/2023	at Florida St.	W	82-81	7956
01/31/2023	at Boston College	L	54-62	5298
02/04/2023	Miami (FL)	L	74-78	9000
02/11/2023	at North Carolina	L	71-91	21750
02/15/2023	Florida St.	W	94-54	6458
02/18/2023	at Louisville	L	73-83	15157
02/22/2023	Syracuse	W	91-73	7149
02/25/2023	at NC State	W	96-71	19500

ACC STATISTICS



2022-23 Clemson Men's Basketball Combined Team Statistics In Conference games

Page 1/1
as of Feb 25, 2023

Game Records

Record	Overall	Home	Away	Neutral
ALL GAMES	13-5	8-1	5-4	0-0
CONFERENCE	13-5	8-1	5-4	0-0
NON-CONFERENCE	0-0	0-0	0-0	0-0

Score by Periods

Team	1st	2nd	OT	TOT
Clemson	638	729	0	1367
Opponents	588	653	0	1241

Team Box Score

No.	Player				Total		3-Point		F-Throw		Rebounds											
		GP-GS	MIN	AVG	FG-FGA	FG%	3FG-3FGA	3FG%	FT-FTA	FT%	OFF	DEF	TOT	AVG	PF	DQ	A	TO	BLK	STL	PTS	AVG
24	HALL, PJ	18-18	482:14	26.8	121-224	.540	21-54	.389	55-67	.821	28	88	116	6.4	45	0	19	33	17	9	318	17.7
5	TYSON, Hunter	18-18	636:53	35.4	96-185	.519	47-110	.427	55-64	.859	17	159	176	9.8	32	0	20	21	1	14	294	16.3
1	HUNTER, Chase	15-15	477:50	31.9	65-172	.378	15-63	.238	59-67	.881	4	48	52	3.5	33	0	62	38	4	9	204	13.6
11	GALLOWAY, Brevin	16-16	487:10	30.4	67-149	.450	29-85	.341	41-44	.932	2	29	31	1.9	37	0	41	28	3	14	204	12.8
4	SCHIEFFELIN, Ian	18-16	368:56	20.5	29-66	.439	2-12	.167	13-19	.684	21	52	73	4.1	39	1	38	24	4	7	73	4.1
12	HEMENWAY, Alex	7-1	88:24	12.6	9-23	.391	8-20	.400	0-0	.000	0	5	5	0.7	4	0	5	3	0	3	26	3.7
22	GODFREY, RJ	18-1	198:24	11.0	25-40	.625	3-7	.429	11-16	.688	13	33	46	2.6	33	1	6	17	14	5	64	3.6
10	MIDDLEBROOKS, Ben	18-0	197:09	11.0	20-41	.488	0-3	.000	22-25	.880	22	30	52	2.9	40	1	7	7	6	10	62	3.4
21	WIGGINS, Chauncey	16-0	168:44	10.5	17-35	.486	11-21	.524	2-3	.667	2	14	16	1.0	9	0	8	2	2	3	47	2.9
0	BEADLE, Josh	18-2	245:34	13.6	17-39	.436	3-14	.214	5-7	.714	0	16	16	0.9	33	1	15	16	3	5	42	2.3
20	KELLY, Matt	2-0	02:00	1.0	2-2	1.000	0-0	.000	0-0	.000	0	0	0	0.0	0	0	0	0	0	0	4	2.0
2	HUNTER, Dillon	18-3	240:16	13.3	10-34	.294	1-15	.067	8-12	.667	1	21	22	1.2	23	0	24	14	0	9	29	1.6
15	NAUSEEF, Jack	2-0	01:02	0.5	0-0	.000	0-0	.000	0-0	.000	0	0	0	0.0	0	0	0	0	0	0	0	0.0
14	FOSTER, Devin	3-0	02:42	0.9	0-1	.000	0-1	.000	0-2	.000	0	0	0	0.0	0	0	0	0	0	0	0	0.0
32	NAUSEEF, Daniel	3-0	02:42	0.9	0-0	.000	0-0	.000	0-0	.000	0	2	2	0.7	0	0	1	0	0	0	0	0.0
Team											12	19	31					5				
Total		18	3600		478-1011	.473	140-405	.346	271-326	.831	122	516	638	35.4	328	4	246	208	54	88	1367	75.9
Opponents		18	3600		430-1063	.405	142-427	.333	239-327	.731	161	431	592	32.9	311	5	204	197	49	102	1241	68.9

Team Statistics

	CU	OPP
Scoring	1367	1241
Points per game	75.9	68.9
Scoring margin	+7.0	-
Field goals-att	478-1011	430-1063
Field goal pct	.473	.405
3 point fg-att	140-405	142-427
3-point FG pct	.346	.333
3-pt FG made per game	7.8	7.9
Free throws-att	271-326	239-327
Free throw pct	.831	.731
F-Throws made per game	15.1	13.3
Rebounds	638	592
Rebounds per game	35.4	32.9
Rebounding margin	+2.6	-
Assists	246	204
Assists per game	13.7	11.3
Turnovers	208	197
Turnovers per game	11.6	10.9
Turnover margin	-0.6	-
Assist/turnover ratio	1.2	1.0
Steals	88	102
Steals per game	4.9	5.7
Blocks	54	49
Blocks per game	3.0	2.7
Winning streak	2	-
Home win streak	2	-
Attendance	67887	100413
Home games-Avg/Game	9-7543	9-11157
Neutral site-Avg/Game	-	0-0

Team Results

Date	Opponent		Score	Att.
12/02/2022	Wake Forest	W	77-57	6599
12/21/2022	at Georgia Tech	W	79-66	4763
12/30/2022	NC State	W	78-64	5969
01/04/2023	at Virginia Tech	W	68-65	7539
01/07/2023	at Pittsburgh	W	75-74	10403
01/11/2023	Louisville	W	83-70	7789
01/14/2023	Duke	W	72-64	9000
01/17/2023	at Wake Forest	L	77-87	8047
01/21/2023	Virginia Tech	W	51-50	9000
01/24/2023	Georgia Tech	W	72-51	6923
01/28/2023	at Florida St.	W	82-81	7956
01/31/2023	at Boston College	L	54-62	5298
02/04/2023	Miami (FL)	L	74-78	9000
02/11/2023	at North Carolina	L	71-91	21750
02/15/2023	Florida St.	W	94-54	6458
02/18/2023	at Louisville	L	73-83	15157
02/22/2023	Syracuse	W	91-73	7149
02/25/2023	at NC State	W	96-71	19500

TV & RADIO ROSTER



#0 JOSH BEADLE
G • 6-3 • 182 • RFr.
Columbia, S.C.



#1 CHASE HUNTER
G • 6-3.5 • 204 • RJr.
Atlanta, Ga.



#2 DILLON HUNTER
G • 6-3.5 • 193 • Fr.
Atlanta, Ga.



#4 IAN SCHIEFFELIN
F • 6-7 • 230 • So.
Loganville, Ga.



#5 HUNTER TYSON
F • 6-8 • 217 • Gr.
Monroe, N.C.



#10 BEN MIDDLEBROOKS
F • 6-10.5 • 242 • So.
Fort Lauderdale, Fla.



#11 BREVIN GALLOWAY
G • 6-3 • 210 • Gr.
Anderson, S.C.



#12 ALEX HEMENWAY
F • 6-4 • 195 • Sr.
Newburgh, Ind.



#13 CHAUNCEY GIBSON
G • 6-5 • 188 • Fr.
Dallas, Texas



#14 DEVIN FOSTER
G • 6-2 • 182 • Sr.
Canton, Mass.



#15 JACK NAUSEEF
G • 6-1 • 163 • Sr.
Dayton, Ohio



#20 MATT KELLY
G • 6-1 • 172 • So.
Charleston, S.C.



#21 CHAUNCEY WIGGINS
F • 6-10 • 205 • Fr.
Covington, Ga.



#22 RJ GODFREY
F • 6-7 • 225 • Fr.
Suwanee, Ga.



#24 PJ HALL
C • 6-10 • 245 • Jr.
Spartanburg, S.C.



#32 DAN NAUSEEF
F • 6-7 • 215 • So.
Dayton, Ohio



BRAD BROWNELL
Head Coach
13th Season at Clemson



BILLY DONLON
Associate Head Coach
1st Season at Clemson



SEAN DIXON
Assistant Coach
1st Season at Clemson



DICK BENDER
Assistant Coach
11th Season at Clemson

