



VIRGINIATM

VIRGINIA ATHLETICS MEDIA RELATIONS
 295 Massie Road, Room 154
 Charlottesville, VA 22904
Men's Basketball Contact: Erich Bacher
O: (434) 982-5530 **C:** (720) 318-5538
E-mail: bacher@virginia.edu
Web: VirginiaSports.com
Twitter: @UVAMensHoops, @ErichJBacher

24 NCAA TOURNAMENT APPEARANCES · 2019 NCAA CHAMPIONS · 3 NCAA FINAL FOURS · 11 ALL-AMERICANS · 27 ALL-ACC FIRST TEAM SELECTIONS

GAME INFORMATION

Date/Time: Tuesday, Feb. 28, 2023 / 7 p.m.
Site: Charlottesville, Va./John Paul Jones Arena (14,623)
TV: ACC Network
Online: WatchESPN.com
 Cory Alexander & Dan Bonner
Radio: Virginia Sports Radio Network
Online: VirginiaSports.com
 John Freeman & Jimmy Miller
Satellite Radio: SiriusXM (84), SXM App (84)
Live Stats: VirginiaSports.com
Twitter: @UVAMensHoops
Virginia vs. Clemson: 80-53
Charlottesville: 46-17 (7-2 John Paul Jones Arena)
Clemson: 27-35 (21-24 Littlejohn)
Neutral: 7-1
First: Jan. 4, 1936 (L, 45-34 in Charlottesville)
Last: Jan. 10, 2022 (W, 75-65 at Clemson)
Winning Streak: Virginia, 1 game

2022-23 SCHEDULE/RESULTS (21-6, 13-5 ACC)

Date	Opponent	TV	Time/Result
Nov. 7	[18] NCCU	RSN	W, 73-61
Nov. 11	[18] Monmouth	RSN	W, 89-42
Nov. 14	[18] Northern Iowa	ACCN	Canceled
Nov. 18	[16] vs. Baylor (5) #	ESPN2	W, 86-79
Nov. 20	[16] vs. Illinois (19) #	ESPN	W, 70-61
Nov. 25	[5] UMES	ACCN	W, 72-45
Nov. 29	[3] at Michigan (RV) %	ESPN	W, 70-68
Dec. 3	[3] Florida State *	ESPN2	W, 62-57
Dec. 6	[3] JMU	ACCN	W, 55-50
Dec. 17	[2] Houston (5)	ESPN2	L, 69-61
Dec. 20	[6] at Miami (22)*	ACCN	L, 66-64
Dec. 28	[13] UAlbany	ACCN	W, 66-46
Dec. 31	[13] at Georgia Tech *	ACCN	W, 74-56
Jan. 3	[11] at Pittsburgh *	ACCN	L, 68-65
Jan. 7	[11] Syracuse *	ACCN	W, 73-66
Jan. 10	[13] North Carolina *	ESPN	W, 65-58
Jan. 14	[13] at Florida State *	ESPN2	W, 67-58
Jan. 18	[10] Virginia Tech *	ESPNU	W, 78-68
Jan. 21	[10] at Wake Forest *	ESPNU	W, 76-67
Jan. 28	[7] Boston College *	RSN	W, 76-57
Jan. 30	[6] at Syracuse *	ESPN	W, 67-62
Feb. 4	[6] at Virginia Tech *	ESPN2	L, 74-68
Feb. 7	[8] NC State (22)*	ACCN	W, 63-50
Feb. 11	[8] Duke (RV) *	ESPN	W, 69-62 OT
Feb. 15	[7] at Louisville *	ESPNU	W, 61-58
Feb. 18	[7] Notre Dame *	ESPN2	W, 57-55
Feb. 22	[6] at Boston College *	RSN	L, 63-48
Feb. 25	[6] at North Carolina *	ESPN	L, 71-63
Feb. 28	[13] Clemson (RV)*	ACCN	7 p.m.
Mar. 4	[13] Louisville *	ESPNU	2 p.m.
Mar. 7-11	ACC Tournament, Greensboro, N.C.		

Home games in Bold

All times Eastern
 # - Continental Tire Main Event, Las Vegas, Nev.
 % - ACC/B1G Challenge
 * - ACC Game

PRONUNCIATION GUIDE

Kihe Clark Key-HEY
 Francisco Caffaro CAF-uh-row
 Armaan Franklin Ar-MAHN
 Isaac Traudt Trout



[13/12] VIRGINIA CAVALIERS (21-6, 13-5 ACC)

Head Coach: Tony Bennett (Green Bay, 1992)
 UVA: 337-123 (14th season), Career: 406-156 (17th season)

VS.



[RV/RV] CLEMSON TIGERS (21-8, 13-5 ACC)

Head Coach: Brad Brownell (DePauw, 1991)
 Clemson: 239-174 (13th season), Career: 406-259 (21st season)

FOR OPENERS

- No. 13 Virginia (21-6) and Clemson (21-8) are tied for third in the ACC at 13-5.
- A Virginia win vs. Clemson clinches a top-4 seed and double bye at the ACC Tournament.
- UVA ranks first nationally in assist/turnover ratio (1.82), second in turnovers per game (8.7), 10th in scoring defense (60.6 ppg), 19th in fouls per game (14.1), 20th in turnover margin (3.8) and 25th in assists per game (15.8).

HOO ARE THESE CAVALIERS?

- UVA returned all five starters from last season's team, which finished 21-14, 12-8 ACC (sixth) and advanced to the NIT.
- We play defense, take quality shots, pass the basketball, limit turnovers and transition points, rebound and play more defense.
- The Cavaliers return 91.4 percent of its scoring from last season, most among all NCAA Division I teams.
- Kihei Clark (11.5 ppg, 5.7 apg), Reece Beekman (9.5 ppg, 3.2 rpg, 4.9 apg), Jayden Gardner (11.6 ppg, 5.4 rpg), Armaan Franklin (12.4 ppg, 4.2 rpg) and Ben Vander Plas (7.6 ppg, 4.6 rpg) have started the past 12 games.
- Isaac McKneely (6.4 ppg, 39.6% 3FG), Ryan Dunn (2.3 ppg, 2.7 rpg, 1.0 bpg), Kadin Shedrick (6.0 ppg, 3.3 rpg, 1.2 bpg), Francisco Caffaro (1.6 ppg, 1.7 rpg) and Taine Murray (1.5 ppg) provide depth off the bench.
- UVA used the starting lineup of Clark, Beekman, Franklin, Gardner and Shedrick in 14 games.
- Isaac Traudt and Leon Bond III are redshirting this season.

ALL-TIME VS. CLEMSON

- Virginia is 80-53 all-time vs. Clemson, including a 46-17 home record, in a series that dates to 1935-36.
- Clemson ended UVA's 11-game winning streak in the series in its last visit to Charlottesville, posting a 67-50 win at John Paul Jones Arena on Dec. 22, 2021.
- UVA earned a 75-65 win at Clemson to split the season series.
- UVA has won 12 of the last 13 meetings in the series.
- UVA is 14-3 in its last 17 meetings against the Tigers.
- Head coach Tony Bennett is 14-4 all-time vs. Clemson.

LAST TIME VS. THE TIGERS

- Jayden Gardner scored a game-high 23 points to lead Virginia to a 75-65 ACC road win at Clemson on Jan. 4, 2022.
- Gardner went 7 of 11 from the field and 9 of 10 from the line.
- Armaan Franklin added 13 points and Kihei Clark, Reece Beekman, Kadin Shedrick and Francisco Caffaro each added eight points.
- UVA shot 54.3 percent and drilled 21 of 24 free throws.
- The Hoos outrebounded the Tigers 28-23.
- Hunter Tyson led four Tigers in double figures with 15 points.

VIRGINIA'S STARTING LINEUP AT NORTH CAROLINA (2/25/23)

Pos.	No.	Player (Hometown)	Yr.	Ht.	Wt.	PPG	RPG	NOTES
G	0	Kihe Clark (Woodland Hills, Calif.)	Gr.	5-10	167	11.5	5.7(a)	12.2 ppg in ACC action; 5+ assists in 16 games
G	2	Reece Beekman (Milwaukee, Wis.)	Jr.	6-3	190	9.5	4.9(a)	2nd double-double vs. Baylor (10p, 10a); 8p, 4r, 6a at UNC
G	4	Armaan Franklin (Indianapolis, Ind.)	Sr.	6-4	200	12.4	4.2	12th 20-pt effort vs. Duke; 38.8% 3FG; 12.6 ppg in ACC
F	1	Jayden Gardner (Wake Forest, N.C.)	Gr.	6-6	233	11.6	5.4	2,312 points, 1,072 rebounds; 42 20-point games (9 at UVA)
F	5	Ben Vander Plas (Ripon, Wis.)	Gr.	6-8	236	7.6	4.6	Ohio transfer has 1,776 career points, 881 rebounds & 242 3's

OFF THE BENCH

G	11	Isaac McKneely (Poca, W.Va.)	Fr.	6-4	179	6.4	2.4	11+ PTS in 5 games; 39.6% 3FG; 2+ 3-pointers in 14 games
G	13	Ryan Dunn (Freeport, N.Y.)	Fr.	6-8	208	2.3	2.7	6p, 4r, 1b, 2s at FSU; 2+ blocks in 5 games; 8 rebounds at WF
F	21	Kadin Shedrick (Holly Springs, N.C.)	R-Jr.	6-11	231	6.0	3.3	67.1% FG & 79.6% FT; 2+ BLK in 27 career games
C	22	Francisco Caffaro (Sante Fe, Argentina)	R-Sr.	7-1	254	1.6	1.7	Played in 15 games; 68.8% FG; 10 PTS & 4 REB vs. NCCU

THERE'S NO PLACE LIKE HOME

- Virginia is 229-54 (.809), including a 13-1 mark (8-0 ACC) in 2022-23, in 17 seasons at John Paul Jones Arena.
- UVA was 10-1 at JPJ in 2020-21 and is 191-38 (.834), including a 156-23 (.872) mark the past 11 seasons.
- UVA is an ACC-leading 85-13 (.867) in league home games over the past 11 seasons. Duke is second at 83-15 (.847).
- UVA has won 10+ home games for 13 straight seasons.

LAST TIME OUT

- Then-No. 6 Virginia (21-6, 13-5 ACC) lost their second straight road game, falling 71-63 at North Carolina (18-11, 10-8) on Feb. 25.
- Jayden Gardner led the Cavaliers with his third double-double of the season, recording 19 points and 12 rebounds, while also chipping in a block and a steal.
- UNC shot 46 percent and hit 10 of 22 3-pointers, outscoring the Hoos 30-12 from distance.
- Pete Nance led UNC with a game-high 22 points and RJ Davis added 16 points and 10 rebounds.

HOOS AMONG ACC LEADERS

- UVA leads the ACC in scoring defense (60.6), assists (15.8 apg) and assist/turnover ratio (1.82).
- Reece Beekman ranks first in assist/turnover ratio (3.3), fourth in assists (4.9 apg) and sixth in steals (1.5 spg).
- Kihei Clark ranks second in the ACC in assists (5.7 apg) and assist/turnover ratio (2.9).
- Kadin Shedrick ranks seventh in blocks (1.2 bpg) and Ryan Dunn ranks 11th (1.0 bpg).
- Armaan Franklin ranks 14th in 3-pointers per game (2.0).

ABOUT THE 2022-23 SCHEDULE

- Four Virginia opponents are ranked in the latest AP Top-25 poll (Houston, Baylor, Miami, Pittsburgh), while three (Duke, NC State, Clemson) received votes.
- UVA is 3-2 vs. ranked foes (Baylor, Illinois and NC State).

VIRGINIA RANKED NO. 13 IN LATEST AP POLL

- UVA is ranked No. 13 in the latest AP national poll and has been ranked in the top-20 in all 17 polls.
- UVA's No. 2 ranking on Dec. 12 as UVA's highest since spending the last four weeks at No. 2 in 2018-19.
- UVA returned to the top-5 for the first time on Nov. 21 since a No. 4-preseason ranking in 2020-21.
- The Cavaliers were ranked No. 18 in the AP Preseason poll.
- UVA was ranked in the preseason AP top-25 for the fifth straight year and ninth in the last 10 seasons.

VIRGINIA HEAD COACH TONY BENNETT

- Dean and Markel Families Head Men's Basketball Coach Tony Bennett has a 337-123 (.733) mark in 14 seasons at UVA and 406-156 (.722) career mark in 17 seasons as a head coach.
- Bennett passed Terry Holland (326-173, 16 seasons) as the all-time winningest coach at UVA with the win over Syracuse (1/7/23).
- Bennett recorded his 400th career win at Wake Forest (1/21/23).
- Bennett has guided the Cavaliers to five ACC regular-season titles (2014, 2015, 2018, 2019 and 2021), two ACC Tournament titles (2014 and 2018) and one NCAA national championship (2019).
- The three-time National (2007, 2015 and 2018) and four-time ACC Coach of the Year (2014, 2015, 2018 and 2019) guided UVA to its 10th consecutive postseason berth in 2021-22.
- In 2018-19, Bennett led the Cavaliers to their first NCAA national championship, a share of their ninth ACC regular-season title and a school-record 35 wins.
- Bennett is the third coach in ACC men's basketball history to lead his program to 12-straight winning conference seasons, joining North Carolina's Dean Smith (33) and Duke's Mike Krzyzewski (13).
- He has led UVA to outright ACC regular-season and tournament championships in the same season two times (2014 and 2018).
- Bennett is the fifth coach in ACC history to win at least three outright ACC regular-season titles (Frank McGuire, Dean Smith, Mike Krzyzewski and Roy Williams).
- UVA is 174-75 (.699) in ACC play (98-25 at home & 76-50 away), 191-38 (.834) at home and 162-47 (.775) in non-conference action (91-10 at JPJ) under Bennett.
- Bennett ranks fourth all-time in winning percentage (.699) among ACC head coaches with 100 or more ACC wins.

PLAYER NOTES

- Shooting guard Armaan Franklin (26, 25, 23, 21, 20, 20) leads Virginia with six 20-point games, while Jayden Gardner (26, 20), Kihei Clark (20) and Ben Vander Plas (20) have also registered 20-point efforts.
- Franklin has led UVA in scoring in 10 contests this season and reached 1,000 career points vs. Boston College.
- Franklin registered his first career double-double with 25 points and career-best 10 rebounds at Wake Forest.
- Gardner has three double-doubles (12 points, 11 rebounds at Michigan, 20 points and 10 rebounds at Virginia Tech and 19 points and 12 rebounds at North Carolina).
- Gardner scored his 2,000th point vs. NC Central and snared his 1,000th career rebound vs. Syracuse on Jan. 3.
- Gardner has led UVA in scoring in seven contests and has reached double figures in scoring in eight of the last 11 games.
- Isaac McKneely has made at least one 3-pointer in 20 games and two or more 3-pointers in 14 contests.
- Vander Plas recorded his first double-double at UVA (15th career) with 10 points and 11 rebounds at Louisville.
- Reece Beekman is shooting career bests from 3-point range (36.9%) and charity stripe (79.2%).
- Ryan Dunn has registered five multi-block games, including four games with three blocks.

OFFENSIVE ON IDLE

- UVA is averaging 68.1 points per game, and shooting 44.7 percent from the field, including 36.3 percent from 3-point range and 69.8 percent free throws (lowest since 67.3 percent in 2013-14).
- UVA is averaging just 56 points over its past six games after averaging 71.5 points in its first 21 games.
- The Cavaliers have scored 63 or fewer points in each of their last six games.
- UVA hasn't scored 70 or more points in eight games, reaching 76 in a win over Boston College on Jan. 28.
- UVA scored 70 or more points in its first six games (11 overall) for the first time since 2003-04 (8 games).
- UVA scored at least 70 points in six straight games for the first time since December of 2014.
- UVA shot 44.9 percent from the field, including 32.3 percent from 3-point range, last season.

UVA MOURNS PASSING OF TERRY HOLLAND

- Legendary Virginia head coach and athletics director Terry Holland passed away Feb. 26. He was 80 years old.
- Holland served as head coach at Virginia from 1974-1990, retiring as UVA's all-time winningest men's basketball coach with

NATIONAL DEFENSIVE POINTS PER GAME

RANKINGS UNDER TONY BENNETT

Year	School	Pts/Gm	Rank
2006-07	Washington State	59.5	17th
2007-08	Washington State	56.4	3rd
2008-09	Washington State	55.4	1st
2009-10	Virginia	63.6	54th
2010-11	Virginia	62.4	36th
2011-12	Virginia	54.2	2nd
2012-13	Virginia	55.6	5th
2013-14	Virginia	55.7	1st
2014-15	Virginia	51.5	1st
2015-16	Virginia	60.1	2nd
2016-17	Virginia	56.4	1st
2017-18	Virginia	54.0	1st
2018-19	Virginia	56.1	1st
2019-20	Virginia	52.4	1st
2020-21	Virginia	60.5	6th
2021-22	Virginia	60.1	6th
2022-23	Virginia	60.6	10th

- a 326-173 (.653) record.
- Holland guided the Cavaliers to a pair of NCAA Final Four berths (1981 and 1984), three consecutive ACC regular-season titles (1981-83), two Elite Eight appearances (1983 and 1989), one ACC tournament championship (1976), one NIT crown (1980) and nine NCAA tournament appearances.
- He served as athletics director at UVA from 1994-2001.

BENNETT/VANDER PLAS CONNECTION

- Ohio transfer Bennett (Ben) Vander Plas was named after Tony Bennett's father, Dick Bennett.
- Vander Plas' father Dean Vander Plas was a collegiate teammate of Tony Bennett for three seasons under Dick Bennett at UW-Green Bay from 1989-91.
- Vander Plas scored 17 points in Ohio's 62-58 win over Virginia in the first round of the 2021 NCAA Tournament.

THE DEFENSE NEVER RESTS

- UVA ranks 10th nationally in scoring defense at 60.6 ppg.
- The Cavaliers ranked eighth nationally in scoring defense in 2021-22 at 60.1 ppg.
- UVA has limited its opponents to 41.9 percent field goal shooting, including 34.7 percent from 3-point range.
- The Cavaliers have forced 22 shot clock violations and have averaged 28 shot clock violations since 2019.
- UVA is 11-1 when outrebounding its opponents.
- In 2021-22, the Cavaliers limited their opponents to 40.3 percent shooting and 33.6 percent from 3-point range.
- Bennett-coached teams have led the nation in scoring defense seven times and finished in the top-five nationally 11 times.

GRUMPY OLD MEN

- UVA's roster includes sixth-year Ben Vander Plas, fifth-years Francisco Caffaro, Kihei Clark and Jayden Gardner, fourth-years Chase Coleman, Armaan Franklin and Kadin Shedrick, and third-year Reece Beekman.
- The average age of the Cavaliers is 20.8 years old.
- Gardner ranks first among active Division I players in career free throw attempts (791), fourth in free throws made (586), sixth in field goals made (857), seventh in points (2,312), eighth in double-doubles (39), 11th in rebounds (1,074) and 12th in field goals attempted (1,704).
- Clark ranks sixth among active DI players in assists (693), 17th in games (155) and 22nd in assist/turnover ratio (2.11).
- Gardner (2,312 points), Vander Plas (1,776 points) and Clark (1,393 points) have played in a combined 447 career games.

CLARK CAREER NOTES

- Kihei Clark is the ACC's all-time wins leader (72) and minutes leader at 5,143.
- Clark also became UVA's all-time leader in assists (693), wins (118), games (155) and starts (135) this season.
- Clark (693 assists) passed John Crotty (683 from 1988-91) for first on UVA's all-time assists list.
- Clark (118 wins) passed Mamadi Diakite (110 from 2017-20) for first on UVA's career wins list.
- Clark (72 ACC wins) passed Duke's Shane Battier (70 from 2017-20) for first on the career ACC wins (regular season and ACC Tournament) list.
- Clark ranks 25th on UVA's all-time scoring list 1,393 points.
- Clark needs 23 points to pass Mel Kennedy (1,415 from 1985-88) for 24th on the list.



TONY BENNETT

EDUCATION

College: Green Bay, 1992

COACHING EXPERIENCE

1999-00	Wisconsin (staff volunteer)
2000-01	Wisconsin (assistant coach)
2003-04	Washington State (assistant coach)
2004-06	Washington State (associate head coach)
2006-09	Washington State (head coach)
2009-	Virginia (head coach)

THE BENNETT RECORD

Year	School	Record (Conf)	Postseason
2006-07	Washington St.	26-8 (13-5)	NCAA 2nd Round
2007-08	Washington St.	26-9 (11-7)	NCAA Sweet 16
2008-09	Washington St.	17-16 (8-10)	NIT 1st Round
2009-10	Virginia	15-16 (5-11)	
2010-11	Virginia	16-15 (7-9)	
2011-12	Virginia	22-10 (9-7)	NCAA 2nd Round
2012-13	Virginia	23-12 (11-7)	NIT Quarterfinals
2013-14	Virginia	30-7 (16-2)	NCAA Sweet 16
2014-15	Virginia	30-4 (16-2)	NCAA Third Round
2015-16	Virginia	29-8 (13-5)	NCAA Elite Eight
2016-17	Virginia	23-11 (11-7)	NCAA 2nd Round
2017-18	Virginia	31-3 (17-1)	NCAA 1st Round
2018-19	Virginia	35-3 (16-2)	NCAA Champions
2019-20	Virginia	23-7 (15-5)	N/A
2020-21	Virginia	18-7 (13-4)	NCAA First Round
2021-22	Virginia	21-14 (12-8)	NIT Quarterfinals
2022-23	Virginia	21-6 (13-5)	
Total	17 seasons	406-156	
Virginia	14 seasons	337-123	

BENNETT VS. 2022-23 OPPONENTS

Opponent	Career	Virginia
UAlbany	1-0	1-0
Baylor	2-1	1-0
Boston College	13-6	13-6
UCLA	1-6	0-0
Clemson	14-4	14-4
Duke	6-13	6-13
Florida State	11-11	11-11
Georgia Tech	17-2	17-2
Houston	0-2	0-2
Illinois	1-0	1-0
JMU	4-1	4-1
Louisville	16-2	16-2
Maryland Eastern Shore	2-0	2-0
Miami	12-6	12-6
Michigan	2-0	2-0
Monmouth	2-0	2-0
North Carolina	13-11	13-10
NCCU	1-0	1-0
NC State	15-5	15-5
Northern Iowa	1-0	1-0
Notre Dame	13-2	12-2
Pitt	12-3	12-2
Syracuse	12-3	12-3
Virginia Tech	18-9	18-9
Wake Forest	11-5	11-5

VIRGINIA IN THE POLLS

Date	AP	Coaches	Date	AP	Coaches
Preseason	18	18	Jan. 23	7	6
Nov. 14	16	14	Jan. 30	6	4
Nov. 21	5	6	Feb. 6	8	9
Nov. 28	3	3	Feb. 13	7	6
Dec. 5	3	3	Feb. 20	6	6
Dec. 12	2	2	Feb. 27	13	12
Dec. 19	6	6			
Dec. 26	13	12			
Jan. 2	11	11			
Jan. 9	13	12			
Jan. 16	10	10			

WATCH ME NOW

- Kihei Clark was named to Bob Cousy Award Top-20 Watch List for the fourth straight season.
- Jayden Gardner was named to Karl Malone Award Top-20 Watch List for the second straight season.
- Gardner was a Wooden Preseason Top-50 Watch List honoree.

THERE'S NO PLACE LIKE HOME

- Virginia is 229-54 (.809), including a 13-1 mark in 2022-23, in 17 seasons at John Paul Jones Arena.
- UVA was 10-1 at JPJ in 2020-21 and is 191-38 (.834), including a 156-23 (.872) mark the past 11 seasons.
- UVA is an ACC-leading 85-13 (.867) in league home games over the past 11 seasons. Duke is second at 84-15 (.849).
- UVA has won 10+ home games for 13 straight seasons.

SUPER 70s AND AWESOME 80s

- Virginia is 11-0 when scoring 70 or more points in 2022-23 and 155-11 all-time under Tony Bennett.
- Virginia is 46-1 all-time under when scoring 80 or more points under Bennett with their lone loss a 93-81 setback at North Carolina in 2012-13.
- Bennett was 4-0 when scoring 80+ at Washington State.
- UVA scored 100 points against Marshall (2018-19) for the first time under Tony Bennett and added 97 points against Coppin State (2018-19).
- UVA is 4-0 all-time when scoring 90 or more under Bennett.

VANDER PLAS EARNS ACADEMIC ALL-DISTRICT HONORS

- Ben Vander Plas was named to the Men's Basketball Division I CSC Academic All-District® Team.
- Vander Plas earned his third Academic All-District Team honor after posting perfect 4.0 GPA in the fall semester at UVA.
- Vander Plas, who was named the CoSIDA Division I Men's Basketball Academic All-America® of the Year in 2021-22, is a graduate transfer enrolled in the professional learning program at Virginia.
- He earned his undergraduate degree in communications studies and master's degrees in sports administration and management from Ohio University.

MEET THE ROOKIES

- The Cavaliers welcome freshmen Isaac McKneely (Mr. Basketball West Virginia), Isaac Traudt (Mr. Basketball Nebraska), Ryan Dunn (brother of MLB pitcher Justin Dunn) and Leon Bond III to this year's team.

LAND OF CHEESE

- In addition to head coach Tony Bennett (Green Bay) and Director of Scouting Brad Soderberg (Stevens Point), UVA's roster includes Wisconsin natives Reece Beekman (Milwaukee), Leon Bond III (Wauwatosa) and Ben Vander Plas (Ripon).

CAVALIERS ADD GEORGETOWN TRANSFER DANTE HARRIS

- UVA added Georgetown transfer Dante Harris on Jan. 4, 2023.
- The 6-0, 170-pound guard averaged 10 points, 3.5 rebounds and 3.6 assists in 55 career games for the Hoyas from 2020-22. He shot 36.5 percent from the field and 79.8 percent from the free throw line. Harris scored in double figures 20 times, including a pair of 20-point games.
- Harris averaged 11.9 points and 3.6 rebounds along with team-high in assists (118) as a sophomore in 2021-22.
- He was named the Most Outstanding Player of the 2021 Big East Tournament as a freshman.
- Harris will practice with the Cavaliers and have three years of eligibility beginning with the 2023-24 season.

CAVALIERS INK BUCHANAN AND GERTRUDE TO NLI

- UVA signed Blake Buchanan (Coeur d'Alene, Idaho/Lake City), and Elijah Gertrude (Jersey City, N.J./Hudson Catholic Regional) to National Letters of Intent on Nov. 9.
- Buchanan is a 6-10, 215-pound skilled forward who averaged 13 points and eight rebounds during his junior season at Lake City High School.
- Buchanan is ranked No. 74 in the On3 rankings.
- Gertrude is a 6-4, 180-pound athletic guard, who averaged 14.3 points as a junior for Hudson Catholic Regional H.S.
- Gertrude is ranked No. 70 in the On3 rankings.

HOLDING FOES UNDER 50

- UVA is 109-2, including a 3-0 mark in 2022-23, when limiting foes to fewer than 50 points during the Tony Bennett era.

- Bennett-coached teams are 134-3 when holding opponents to fewer than 50 points (25-1 in 3 years at Washington State).
- UVA is 27-0 when holding foes to fewer than 40 under Bennett.

UVA VS. RANKED OPPONENTS

- UVA is 51-44 against ranked foes in the Tony Bennett era.
- UVA is 3-2 vs. ranked opponents in 2022-23, recording wins against Baylor, Illinois and NC State.
- UVA's 11 ranked wins in 2018-19 marked a school record.
- UVA is 163-337 vs. ranked opponents since 1953-54.
- UVA is 1-31 all-time vs. No. 1-ranked opponents (86-73 win vs. No. 1 North Carolina on Jan. 30, 1986).

REECE IN RARE COMPANY

- Last season, Reece Beekman became the first ACC player since Grant Hill (1993-94) to register at least 175 assists, 50 steals and 25 blocks in a season.
- Beekman joined Ty Lawson (2008-09), Chris Corchiani (1988-89) and Sidney Lowe (1980-81 & 1982-83), and Muggsy Bogues (1984-85) to lead the ACC in assists, steals and assist/turnover ratio.

GARDNER EARNS PRESEASON ALL-ACC HONORS

- Jayden Gardner was named to the preseason All-ACC second team for the second consecutive season.
- Gardner landed on the All-ACC third team in 2021-22 after ranking seventh in the ACC in field goal percentage (50.1%) and free throw percentage (79.3%), 12th in scoring (15.3 ppg) and 17th in rebounding (6.4 rpg).

VIRGINIA PICKED THIRD IN THE ACC

- UVA was selected third in the 2022-23 ACC Preseason Poll.
- North Carolina is the preseason favorite, followed by Duke, Virginia, Miami and Florida State in the top five.
- Voters selected Notre Dame sixth, followed by Virginia Tech, Syracuse, Wake Forest and NC State. Clemson was picked 11th followed by Louisville, BC, Pitt and Georgia Tech.
- UVA has finished at or higher than their predicted finish in 12 of the last 14 seasons.

2021-22 SEASON HIGHLIGHTS

- Virginia finished the 2021-22 season with a 21-14 record and finished sixth in the ACC at 12-8.
- The Cavaliers earned their 14th NIT berth and 10th consecutive postseason berth.
- UVA won 21 or more games for the 10th time under head coach Tony Bennett.
- UVA won 12 or more ACC games for the fourth straight year.
- UVA advanced to the ACC Tournament quarterfinals.
- UVA finished with .500 or better road record (7-6) for the sixth straight year.
- UVA captured the Roman Legends Classic in Newark, N.J., defeating Georgia (65-55) and Providence (58-40).
- UVA posted three quad one wins (Providence, Duke & Miami).
- UVA added four quad two wins (@Syracuse, @Clemson, Virginia Tech and Miami).

CAVALIERS IN THE NBA

- Malcolm Brogdon (Indiana), Mamadi Diakite (Cleveland), Joe Harris (Brooklyn), Anthony Gill (Washington), Sam Hauser (Boston), De'Andre Hunter (Atlanta), Ty Jerome (Golden State) and Trey Murphy III (New Orleans) are former Cavaliers who played in the NBA during the 2022-23 season.
- Murphy finished second in the 2023 NBA Slam Dunk Contest held in Salt Lake City, Utah.
- Diakite and Jerome are on two-way contracts.
- Indiana head coach Rick Carlisle is a Virginia alum who led Dallas to an NBA title.

ON THE HORIZON

- No. 13 Virginia hosts Louisville during Senior Day on Saturday, March 4. Tipoff at John Paul Jones Arena is set for 2 p.m. on ESPN2.

UVA RECORDS WATCH

No.	Name	Career Points
23.	Lee Raker (1978-81)	1,423
24.	Mel Kennedy (1985-88)	1,415
25.	Kihei Clark (2019-)	1,393

UVA'S RECORD UNDER TONY BENNETT WHEN..

	All	2022-23
Leading at the half	264-32	15-1
Trailing at the half	63-85	6-5
Tied at the half	10-5	0-0
Playing Overtime	12-10	1-0
Shooting 50% or better	129-11	7-0
Shooting between 40-49.9%	164-46	12-3
Shooting less than 40%	44-66	2-3
Opponents shoot 50% or better	26-34	2-2
Opponents shoot less than 50%	311-89	19-4
UVA outrebounds its opponent	234-38	11-1
Opponent outrebounds UVA	94-81	10-4
Teams are tied in rebounds	9-4	0-1
UVA has 10 or more steals	29-5	4-0
UVA shoots 70% FT or better	209-66	11-3
UVA shoots less than 70% FT	128-58	10-3
Scoring less than 50 points	10-20	0-1
Scoring 50-59 points	48-47	2-0
Scoring 60-69 points	124-44	8-5
Scoring 70-79 points	113-10	9-0
Scoring 80-89 points	38-1	2-0
Scoring more than 90 points	4-0	0-0
Allowing fewer than 50 points	109-2	3-0
Allowing fewer than 40 points	27-0	0-0
Playing in John Paul Jones Arena	191-38	13-1
Playing on the road	91-62	6-5
Playing on a neutral court	55-23	2-0
Game decided by 1-4 points	51-49	3-2
Game decided by 5-10 points	86-33	11-3
Game decided by 11+ points	200-41	7-1
Playing at night	231-85	14-4
Playing in the afternoon	106-38	7-2
Playing on Monday	33-15	2-0
Playing on Tuesday	55-14	4-2
Playing on Wednesday	57-17	3-1
Playing on Thursday	21-10	0-0
Playing on Friday	36-11	3-0
Playing on Saturday	97-46	8-3
Playing on Sunday	37-10	1-0
Playing in November	78-15	6-0
Playing in December	58-17	4-2
Playing in January	83-29	7-1
Playing in February	68-37	4-3
Playing in March	48-25	0-0
Playing in April	2-0	0-0

CAVALIERS IN THE PROS

- Justin Anderson (2013-15), Fort Wayne (G League)
- Darion Atkins (2012-15), Trento (Italian Serie A)
- Malcolm Brogdon (2012-16), Boston (NBA)
- Mamadi Diakite (2016-20), Cleveland (NBA/G League)
- Anthony Gill (2014-16), Washington (NBA)
- Kyle Guy (2017-19), Joventut (Liga ACB)
- Devon Hall (2015-18), Milano (Italian Serie A)
- Joe Harris (2011-14), Brooklyn (NBA)
- Sam Hauser (2021), Boston (NBA)
- De'Andre Hunter (2017-19), Atlanta (NBA)
- Ty Jerome (2017-19), Golden State (NBA)
- Braxton Key (2019-20), Delaware (G League)
- Sylvan Landesberg (2009-10), Shandong-Heroes (CBA)
- Jerome Meyinsse (2007-10), Ironi Hai (Israeli Winner)
- Laurynas Mikalauskas (2006-08), Telsiai (Lithuanian NKL)
- Akil Mitchell (2011-14), AEK Athens (Greek GBL)
- Trey Murphy III (2021), New Orleans (NBA)
- London Perrantes (2014-17), Hapoel Galil Gilboa (Israeli Winner)
- Jack Salt (2016-19), Taylor (New Zealand NBL)
- Mike Scott (2008-12), Sluc Nancy Basket Pro (French ProA)
- Kody Stattmann (2019-22), Brisbane (Australian NBL)
- Mike Tobey (2013-16), Barcelona (Liga ACB)
- Tomas Woldetensae (2020-21), Varese (Italian Serie A2)

GAME 1 - NO. 18 VIRGINIA 73, NCCU 61



Official Basketball Box Score - Final
N.C. Central at Virginia
11/07/22 John Paul Jones Arena, Charlottesville
2022-23 Men's Basketball

Game Time: 9:00 PM
Game Duration: 1:58
Attendance: 13,328

Box score table for N.C. Central vs Virginia. Columns include NO. Name, Min, FG, 3P, FT, Rebounds, Fouls, TP, AS, TO, ST, Blocks, +/-, and Shooting By Period.

Technical Fouls: NONE

Box score table for Virginia vs NCCU. Columns include NO. Name, Min, FG, 3P, FT, Rebounds, Fouls, TP, AS, TO, ST, Blocks, +/-, and Shooting By Period.

Technical Fouls: NONE

Summary statistics table for Game 1, including Biggest lead, Best Scoring Run, Lead Changes, Times Tied, Time with Lead, Points from Turnovers, Paint, Second Chance, Fast Breaks, Bench, and Period by Period Scoring.

GAME 2 - NO. 18 VIRGINIA 89, MONMOUTH 42



Official Basketball Box Score - Final
Monmouth at Virginia
11/11/22 John Paul Jones Arena, Charlottesville
#18 Virginia vs Monmouth Men's Basketball

Game Time: 9:00 PM
Game Duration: 1:54
Attendance: 13,487

Officials: Ted Valentine, Jeffrey Clark, Justin Porterfield

Box score table for Monmouth vs Virginia. Columns include NO. Name, Min, FG, 3P, FT, Rebounds, Fouls, TP, AS, TO, ST, Blocks, +/-, and Shooting By Period.

Technical Fouls: NONE

Box score table for Virginia vs Monmouth. Columns include NO. Name, Min, FG, 3P, FT, Rebounds, Fouls, TP, AS, TO, ST, Blocks, +/-, and Shooting By Period.

Technical Fouls: NONE

Summary statistics table for Game 2, including Biggest lead, Best Scoring Run, Lead Changes, Times Tied, Time with Lead, Points from Turnovers, Paint, Second Chance, Fast Breaks, Bench, and Period by Period Scoring.

GAME 3 - NO. 16 VIRGINIA 86, NO. 5 BAYLOR 79



Official Basketball Box Score - Final
Virginia at Baylor
11/19/22 T-Mobile Arena, Las Vegas
2022-23 Men's Basketball

Game Time: 4:00 PM
Game Duration: 2:19

Officials: Ray Nall, Bert Smith, Greg Nixon

Box score table for Virginia vs Baylor. Columns include NO. Name, Min, FG, 3P, FT, Rebounds, Fouls, TP, AS, TO, ST, Blocks, +/-, and Shooting By Period.

Technical Fouls: Franklin 2nd; 12:08

Box score table for Baylor vs Virginia. Columns include NO. Name, Min, FG, 3P, FT, Rebounds, Fouls, TP, AS, TO, ST, Blocks, +/-, and Shooting By Period.

Technical Fouls: Bonner 2nd; 17:11; Lohner 2nd; 7:12

Summary statistics table for Game 3, including Biggest lead, Best Scoring Run, Lead Changes, Times Tied, Time with Lead, Points from Turnovers, Paint, Second Chance, Fast Breaks, Bench, and Period by Period Scoring.

GAME 4 - NO. 16 VIRGINIA 70, NO. 19 ILLINOIS 61



Official Basketball Box Score - Final
Illinois at Virginia
11/20/22 T-Mobile Arena, Las Vegas
2022-23 Men's Basketball

Game Time: 12:00 PM
Game Duration: 2:05

Officials: Bert Smith, Ray Nall, Greg Nixon

Box score table for Illinois vs Virginia. Columns include NO. Name, Min, FG, 3P, FT, Rebounds, Fouls, TP, AS, TO, ST, Blocks, +/-, and Shooting By Period.

Technical Fouls: NONE

Box score table for Virginia vs Illinois. Columns include NO. Name, Min, FG, 3P, FT, Rebounds, Fouls, TP, AS, TO, ST, Blocks, +/-, and Shooting By Period.

Technical Fouls: NONE

Summary statistics table for Game 4, including Biggest lead, Best Scoring Run, Lead Changes, Times Tied, Time with Lead, Points from Turnovers, Paint, Second Chance, Fast Breaks, Bench, and Period by Period Scoring.

GAME 5 - NO. 5 VIRGINIA 72, MARYLAND EASTERN SHORE 45



Official Basketball Box Score - Final
UMES at Virginia
11/25/22 John Paul Jones Arena, Charlottesville

Game Time: 6:00 PM
Game Duration: 1:42
Attendance: 13,882

No. 5 Virginia vs Maryland-Eastern Shore Men's Basketball
Officials: Brian O'Connell, Tommy Morrissey, Dwayne Gladson

Main box score table for Game 5 showing player stats for Virginia and Maryland Eastern Shore.

Shooting By Period table for Game 5 showing FG, 3PT, FT percentages.

Main box score table for Game 6 showing player stats for Virginia and Michigan.

Shooting By Period table for Game 6 showing FG, 3PT, FT percentages.

GAME 6 - NO. 3 VIRGINIA 70, MICHIGAN 68



Official Basketball Box Score - Final
Virginia at Michigan
11/29/22 Crisler Center, Ann Arbor

Game Time: 9:30 PM
Game Duration: 2:04
Attendance: 12,200

2022-23 Men's Basketball
Officials:

Main box score table for Game 6 showing player stats for Virginia and Michigan.

Shooting By Period table for Game 6 showing FG, 3PT, FT percentages.

Main box score table for Game 7 showing player stats for Virginia and Florida State.

Additional statistics table for Game 7 including Points from Turnovers and Period by Period Scoring.

GAME 7 - NO. 3 VIRGINIA 62, FLORIDA STATE 57



Official Basketball Box Score - Final
Florida St. at Virginia
12/03/22 John Paul Jones Arena, Charlottesville

Game Time: 2:00 PM
Game Duration: 2:08
Attendance: 14,280

No. 3 Virginia vs Florida State Men's Basketball
Officials: Ron Groover, Doug Simons, Clarence Armstrong

Main box score table for Game 7 showing player stats for Virginia and Florida State.

Shooting By Period table for Game 7 showing FG, 3PT, FT percentages.

GAME 8 - NO. 3 VIRGINIA 55, JMU 50



Official Basketball Box Score - Final
James Madison at Virginia
12/06/22 John Paul Jones Arena, Charlottesville

Game Time: 8:00 PM
Game Duration: 2:10
Attendance: 14,193

2022-23 Men's Basketball
Officials: Jamie Luckie, Job Hartness, Justin Porterfield

Main box score table for Game 8 showing player stats for Virginia and James Madison.

Shooting By Period table for Game 8 showing FG, 3PT, FT percentages.

Main box score table for Game 8 showing player stats for Virginia and JMU.

Shooting By Period table for Game 8 showing FG, 3PT, FT percentages.

Main box score table for Game 9 showing player stats for Virginia and FSU.

Shooting By Period table for Game 9 showing FG, 3PT, FT percentages.

Additional statistics table for Game 9 including Points from Turnovers and Period by Period Scoring.

Additional statistics table for Game 9 including Points from Turnovers and Period by Period Scoring.

GAME 9 - NO. 5 HOUSTON 69, NO. 2 VIRGINIA 61

Official Basketball Box Score - Final
Houston at Virginia
 12/17/22 John Paul Jones Arena, Charlottesville
 No. 2 Virginia vs No. 5 Houston Men's Basketball
 Game Time: 2:00 PM
 Game Duration: 1:56
 Attendance: 14,629
 Officials: Ron Groover, Pat Driscoll, Brent Hampton

Houston - 69		Record: 11-1										Shooting By Period			
NO. Name	Min	FG	3P	FT	Rebounds	Fouls	TP	AS	TO	ST	Blocks	+/-	1st FG%	2nd FG%	
		M-A	M-A	M-A	OR DR TOT	PF FD					BS BA				
13 J'wan Roberts	F	21:51	5-7	0-0	0-0	1 5 6	3 0	10	1	1	0	0	-6	13-27	48.1%
25 Jarace Walker	F	38:13	6-11	2-3	3-3	2 5 7	3 2	17	4	1	1	1	10	3-11	27.3%
0 Marcus Sasser	G	38:53	4-14	3-10	2-3	0 5 7	4 4	13	3	0	3	0	5	1-4	25.0%
1 Jamal Sheard	G	34:47	5-9	1-4	0-0	1 3 3	2 2	11	4	2	0	0	6	12-24	50.0%
12 Tramon Mark	G	36:54	3-6	2-2	5-6	1 5 6	0 4	13	3	0	0	1	7	5-10	50.0%
5 Ja'vier Francis	G	03:38	1-1	0-0	1-1	0 0 1	1 1	3	0	0	0	0	1	1-2	50.0%
21 Emanuel Sharp	G	09:26	0-2	0-2	0-0	0 1 1	0 0	1	0	0	0	0	6	0-2	0.0%
32 Reggie Chaney	G	16:18	1-1	0-0	0-0	3 2 5	5 0	2	2	1	0	2	11	1-13	7.7%
Team						2 2 4		0	1						
Totals		25:51	8-21	11-13	7 23 30	17 13	69	17	8	4	3	3	8		

Technical Fouls: NONE
 Dead Ball Rebounds: 1.0

Virginia - 61

Virginia - 61		Record: 8-2 (1-1)										Shooting By Period			
NO. Name	Min	FG	3P	FT	Rebounds	Fouls	TP	AS	TO	ST	Blocks	+/-	1st FG%	2nd FG%	
		M-A	M-A	M-A	OR DR TOT	PF FD					BS BA				
1 Jayden Gardner	F	33:17	4-8	0-0	5-6	2 4 6	0 3	13	0	0	1	0	-11	9-22	40.9%
21 Kadin Shedrick	F	28:49	7-8	0-0	2-2	1 4 5	3 2	16	1	1	0	1	4	4-13	30.8%
0 Kihel Clark	G	33:18	2-8	1-5	4-4	0 2 2	4 2	9	8	2	1	0	-1	3-4	75.0%
2 Reece Beekman	G	35:35	1-5	1-3	1-2	1 2 3	4 3	4	5	3	1	1	-4	11-26	42.3%
4 Armaan Franklin	G	24:10	3-6	2-3	2-2	0 6 6	1 5	10	0	1	0	0	-9	1-13	7.7%
5 Ben Vander Plas	G	24:10	3-6	2-3	2-2	0 6 6	1 5	10	0	1	0	0	-9	20-48	41.7%
11 Isaac McKneely	G	03:08	0-0	0-0	0-0	0 1 1	0 0	0	0	0	0	0	-2	6-22	27.3%
13 Ryan Dunn	G	03:08	0-0	0-0	0-0	0 1 1	0 0	0	0	0	0	0	-7	15-17	88.2%
Team						1 2 3		0	2						
Totals		20:48	6-22	15-17	6 20 26	13 17	61	15	10	2	3	3	-8		

Technical Fouls: NONE
 Dead Ball Rebounds: 1.0

HOU		UVA		Points from		Turnovers		Period by Period Scoring			
Biggest lead	11 (2 nd 14:37)	9 (1 st 16:27)	9	12	1st	2nd	TOT	1st	2nd	TOT	
Best Scoring Run	9 (1 st 8:25)	9 (1 st 16:27)	Paint	26	26	26	69	HOU	30	39	69
Lead Changes	3	3	Second Chance	6	9	UVA	26	35	61		
Times Tied	1	1	Fast Breaks	5	2						
Time with Lead	27:24	11:25	Bench	5	9						

GAME 10 - NO. 22 MIAMI 66, NO. 6 VIRGINIA 64

Official Basketball Box Score - Final
Virginia at Miami (FL)
 12/20/22 Watson Center, Coral Gables
 2022-23 Men's Basketball
 Game Time: 8:30 PM
 Game Duration: 2:11
 Attendance: 5,257
 Officials: Ted Valentine, Bill Covington Jr., Tony Henderson

Virginia - 64		Record: 8-2 (1-1)										Shooting By Period			
NO. Name	Min	FG	3P	FT	Rebounds	Fouls	TP	AS	TO	ST	Blocks	+/-	1st FG%	2nd FG%	
		M-A	M-A	M-A	OR DR TOT	PF FD					BS BA				
1 Jayden Gardner	F	20:26	4-6	0-0	0-2	0 2 2	2 2	8	0	2	0	0	-19	10-29	34.5%
21 Kadin Shedrick	F	10:43	1-2	0-0	0 1 1	2 0 2	0 2	0	1	0	1	0	-1	2-9	22.2%
0 Kihel Clark	G	30:00	2-10	1-3	8-9	2 2 4	2 5	13	3	0	3	0	-6	4-4	100%
2 Reece Beekman	G	34:31	5-9	0-1	0-1	2 7 9	3 2	10	9	4	0	0	2	12-31	38.7%
4 Armaan Franklin	G	13:04	0-7	0-3	0-0	0 2 2	0 0	0	0	0	0	0	-24	10-15	66.7%
5 Ben Vander Plas	G	27:18	7-13	4-9	2-3	2 2 4	3 4	20	2	1	0	0	11	4-14	28.6%
11 Isaac McKneely	G	30:43	3-9	1-7	2-2	0 5 5	1 1	5	3	2	1	0	1	26-66	36.7%
10 Taine Murray	G	08:54	1-1	0-0	0-0	0 1 1	1 1	2	0	1	0	0	-3	6-23	26.1%
22 Francisco Caffaro	G	07:53	1-1	0-0	2-2	1 1 2	1 1	4	0	0	0	0	-6	14-19	73.7%
13 Ryan Dunn	G	16:28	0-2	0-0	0-0	1 1 2	1 1	0	0	0	0	0	13		
Team						3 2 5		0	0						
Totals		22:60	6-23	14-19	11 26 37	17 17	64	17	10	6	3	7	-2		

Technical Fouls: NONE
 Dead Ball Rebounds: 3.0

Miami (FL) - 66

Miami (FL) - 66		Record: 12-1 (3-0)										Shooting By Period				
NO. Name	Min	FG	3P	FT	Rebounds	Fouls	TP	AS	TO	ST	Blocks	+/-	1st FG%	2nd FG%		
		M-A	M-A	M-A	OR DR TOT	PF FD					BS BA					
15 Norchad Omier	F	26:30	3-8	0-1	4-4	5 3 8	5 3	10	0	4	2	4	0	8	5-12	41.7%
2 Isaiah Wong	G	36:57	7-13	2-3	8-9	1 5 6	3 6	24	5	3	0	2	5	5-5	100%	
11 Jordan Miller	G	30:24	3-9	1-4	4-4	1 4 5	2 2	11	2	2	0	1	4	8-24	33.3%	
24 Nijel Pack	G	36:10	4-10	1-4	1-2	0 3 3	0 1	10	1	2	0	0	-4	2-10	20.0%	
55 Wooga Poplar	G	18:02	1-5	1-4	0-0	0 6 6	2 1	3	0	0	0	0	-2	12-17	70.6%	
4 Bensley Joseph	G	27:42	3-3	2-2	0-1	0 3 3	2 3	8	1	0	0	1	-7	21-53	39.6%	
1 Anthony Walker	G	06:18	0-2	0-1	0-0	0 0 0	0 0	0	0	0	0	0	-2	7-22	31.8%	
5 Harford Bevely	G	03:52	0-2	0-2	0-0	0 0 0	0 0	0	0	0	0	0	8	17-22	77.3%	
0 AJ Casey	G	13:18	0-1	0-1	0-2	0 2 2	1 1	0	0	0	0	0	0			
12 Favour Aire	G	00:47	0-0	0-0	0-0	0 0 0	0 0	0	0	0	0	0	0			
Team						2 2 4		0	0							
Totals		21:53	7-22	17-22	9 28 37	17 17	66	11	11	5	7	3	2			

Technical Fouls: NONE

UVA		MIA		Points from		Turnovers		Period by Period Scoring		
Biggest lead	2 (1 st 19:37)	15 (2 nd 17:52)	11	3	1st	2nd	TOT	1st	2nd	TOT
Best Scoring Run	10 (2 nd 8:54)	12 (1 st 15:31)	Paint	28	18	UVA	26	38	64	
Lead Changes	1	1	Second Chance	11	12	MIA	36	30	66	
Times Tied	1	1	Fast Breaks	0	9					
Time with Lead	00:34	38:48	Bench	31	8					

GAME 11 - NO. 13 VIRGINIA 66, UALBANY 46

Official Basketball Box Score - Final
UAlbany at Virginia
 12/28/22 John Paul Jones Arena, Charlottesville
 No. 13 Virginia vs UAlbany Men's Basketball
 Game Time: 6:00 PM
 Game Duration: 1:53
 Attendance: 14,289
 Officials: Lee Cassel, Paul Szec, Jenna Reuse

UAlbany - 46		Record: 5-10										Shooting By Period			
NO. Name	Min	FG	3P	FT	Rebounds	Fouls	TP	AS	TO	ST	Blocks	+/-	1st FG%	2nd FG%	
		M-A	M-A	M-A	OR DR TOT	PF FD					BS BA				
1 Gerald Drumgoole Jr.	F	31:19	2-12	1-7	2-2	0 4 4	2 3	7	0	1	0	0	-23	9-23	39.1%
3 Trey Hutcheson	F	27:20	3-7	1-5	0-0	1 4 5	2 0	7	0	0	1	2	-21	3-12	25.0%
15 Jonathan Beagle	F	34:16	4-6	0-2	1-3	1 4 5	3 2	9	4	3	0	0	-17	3-4	75%
13 Sarju Patel	G	24:08	1-3	0-2	1-2	0 2 2	0 1	3	0	0	0	0	-23	7-29	24.1%
44 Marcus Jackson	G	14:01	0-3	0-0	0-0	1 0 1	4 0	0	1	0	0	0	-2	3-15	20.0%
4 Malik Edmead	G	23:30	2-7	1-1	4-4	0 1 1	3 2	9	3	2	1	0	-15	5-7	71.4%
11 Tairi Kethner	G	08:12	0-2	0-0	0-0	1 1 1	1 0	0	2	0	0	1	-3	6-27	22.2%
2 Da'Quan Davis	G	28:44	4-11	3-9	0-0	0 6 6	1 1	11	1	0	0	0	-2	8-11	72.7%
10 Aaron Reddish	G	09:01	0-1	0-1	0-0	0 0 0	0 0	0	0	0	0	0	-1	5-11	45.5%
14 Japannah Kellogg	G	01:29	0-0	0-0	0-0	1 0 1	0 0	0	0	0	0	0	3	25-52	48.8%
Team						2 2 4		0	2						
Totals		16:52	6-27	8-11	6 24 30	16 9 46	9 10	3	3	7	20				

Technical Fouls: NONE
 Dead Ball Rebounds: 3.0

Virginia - 66

Virginia - 66		Record: 9-2										Shooting By Period			
NO. Name	Min	FG	3P	FT	Rebounds	Fouls	TP	AS	TO	ST	Blocks	+/-	1st FG%	2nd FG%	
		M-A	M-A	M-A	OR DR TOT	PF FD					BS BA				
1 Jayden Gardner	F	27:15	7-11	0-0	2-3	3 4 7	0 2	16	0	0	0	2	19	13-29	44.8%
5 Ben Vander Plas	F	15:06	1-4	0-4	0-2	1 1 2	3 1	3	1	0	0	1	5	1-7	14.3%
0 Kihel Clark	G	26:41	3-4	1-1	1-2	0 4 4	1 2	8	10	2	2	0	25	6-9	66.7%
4 Armaan Franklin	G	31:08	7-13	3-6	3-3	1 3 2	0 3	20	0	1	0	2	36	12-23	52.2%
11 Isaac McKneely</															

GAME 13 - PITTSBURGH 68, NO. 11 VIRGINIA 65



Official Basketball Box Score - Final
Virginia at Pittsburgh
01/03/23 Petersen Events Center, Pittsburgh
2022-23 Men's Basketball

Game Time: 9:00 PM
Game Duration: 2:00
Attendance: 6,464

Officials: Ted Valentine, Pat Driscoll, Matt Potter

Table with 15 columns: NO. Name, Min, FG, 3P, FT, Rebounds, Fouls, TP, AS, TO, ST, Blocks, +/-

Shooting By Period table with columns: 1st FG%, 3PT%, FT%, 2nd FG%, 3PT%, FT%, GM FG%, 3PT%, FT%

Table with 15 columns: NO. Name, Min, FG, 3P, FT, Rebounds, Fouls, TP, AS, TO, ST, Blocks, +/-

Shooting By Period table with columns: 1st FG%, 3PT%, FT%, 2nd FG%, 3PT%, FT%, GM FG%, 3PT%, FT%

Summary statistics table with columns: UVA, PITT, Points from Turnovers, Paint, Second Chance, Fast Breaks, Bench

GAME 14 - NO. 11 VIRGINIA 73, SYRACUSE 66



Official Basketball Box Score - Final
Syracuse at Virginia
01/07/23 John Paul Jones Arena, Charlottesville
2022-23 Men's Basketball

Game Time: 5:00 PM
Game Duration: 2:04
Attendance: 14,217

Officials: Jamie Lucke, Clarence Armstrong, Jeff Poff

Table with 15 columns: NO. Name, Min, FG, 3P, FT, Rebounds, Fouls, TP, AS, TO, ST, Blocks, +/-

Shooting By Period table with columns: 1st FG%, 3PT%, FT%, 2nd FG%, 3PT%, FT%, GM FG%, 3PT%, FT%

Table with 15 columns: NO. Name, Min, FG, 3P, FT, Rebounds, Fouls, TP, AS, TO, ST, Blocks, +/-

Shooting By Period table with columns: 1st FG%, 3PT%, FT%, 2nd FG%, 3PT%, FT%, GM FG%, 3PT%, FT%

Summary statistics table with columns: SYR, UVA, Points from Turnovers, Paint, Second Chance, Fast Breaks, Bench

GAME 15 - NO. 13 VIRGINIA 65, NORTH CAROLINA 58



Official Basketball Box Score - Final
North Carolina at Virginia
01/14/23 John Paul Jones Arena, Charlottesville
2022-23 Men's Basketball

Game Time: 9:00 PM
Game Duration: 2:01
Attendance: 14,689

Officials: Ron Groover, Lee Cassel, Doug Shaws

Table with 15 columns: NO. Name, Min, FG, 3P, FT, Rebounds, Fouls, TP, AS, TO, ST, Blocks, +/-

Shooting By Period table with columns: 1st FG%, 3PT%, FT%, 2nd FG%, 3PT%, FT%, GM FG%, 3PT%, FT%

Table with 15 columns: NO. Name, Min, FG, 3P, FT, Rebounds, Fouls, TP, AS, TO, ST, Blocks, +/-

Shooting By Period table with columns: 1st FG%, 3PT%, FT%, 2nd FG%, 3PT%, FT%, GM FG%, 3PT%, FT%

Summary statistics table with columns: UNC, UVA, Points from Turnovers, Paint, Second Chance, Fast Breaks, Bench

GAME 16 - NO. 13 VIRGINIA 67, FLORIDA STATE 58



Official Basketball Box Score - Final
Virginia at Florida State
01/14/23 Donald L. Tucker Center, Tallahassee
2022-23 Men's Basketball

Game Time: 4:00 PM
Game Duration: 1:56
Attendance: 9,043

Officials: Ted Valentine, Tim Clougherty, Lamar Simpson

Table with 15 columns: NO. Name, Min, FG, 3P, FT, Rebounds, Fouls, TP, AS, TO, ST, Blocks, +/-

Shooting By Period table with columns: 1st FG%, 3PT%, FT%, 2nd FG%, 3PT%, FT%, GM FG%, 3PT%, FT%

Table with 15 columns: NO. Name, Min, FG, 3P, FT, Rebounds, Fouls, TP, AS, TO, ST, Blocks, +/-

Shooting By Period table with columns: 1st FG%, 3PT%, FT%, 2nd FG%, 3PT%, FT%, GM FG%, 3PT%, FT%

Summary statistics table with columns: UVA, FSU, Points from Turnovers, Paint, Second Chance, Fast Breaks, Bench

GAME 17 - NO. 10 VIRGINIA 78, VIRGINIA TECH 68



Official Basketball Box Score - Final
Virginia Tech at Virginia
 01/18/23 John Paul Jones Arena, Charlottesville
 No. 10 Virginia vs Virginia Tech Men's Basketball

Game Time: 7:00 PM
 Game Duration: 1:45
 Attendance: 14,629

Officials: Bert Smith, Brian O'Connell, John Gaffney

Virginia Tech - 68 Record: 11-7 (1-6)

NO. Name	Min	FG M-A	3P M-A	FT M-A	Rebounds		Fouls		TP	AS	TO	ST	Blocks		+/-
					OR	DR	PF	FD					BS	BA	
21 Grant Basile	F 24:44	4-11	2-6	2-2	1	2	3	2	12	2	2	1	1	1	2
25 Justyn Mutts	F 39:05	5-11	0-2	0-0	2	4	6	1	3	10	7	1	0	0	-12
0 Hunter Cattoor	G 34:04	4-8	3-6	0-0	1	5	6	2	11	5	1	0	0	2	-7
3 Sean Pedulla	G 40:00	4-9	2-6	0-0	0	1	1	4	3	10	3	2	2	1	0
13 Darius Maddox	G 25:30	5-9	3-4	0-0	4	4	3	0	13	1	0	0	1	0	-9
2 MJ Collins	19:05	3-5	2-3	0-0	1	3	4	0	0	8	0	0	0	0	-9
15 Lynn Kidd	14:17	2-2	0-0	0-0	4	4	0	0	0	0	1	0	0	0	-6
34 Mylyjael Poteat	01:54	0-0	0-0	0-0	0	0	0	0	0	1	0	0	0	0	-1
11 John Camden	01:21	0-0	0-0	0-0	0	0	0	0	0	0	0	0	0	0	2
Totals		27-55	12-27	2-2	5	22	27	13	9	68	19	8	3	4	5

Shooting By Period

1st FG%	12-23	52.2%
3PT%	5-9	55.6%
FT%	2-2	100%
2nd FG%	15-32	46.9%
3PT%	7-18	38.9%
FT%	0-0	0%
GM FG%	27-55	49.1%
3PT%	12-27	44.4%
FT%	2-2	100.0%

Dead Ball Rebounds: 0, 0

Technical Fouls: NONE

Virginia - 78 Record: 14-3 (6-2)

NO. Name	Min	FG M-A	3P M-A	FT M-A	Rebounds		Fouls		TP	AS	TO	ST	Blocks		+/-
					OR	DR	PF	FD					BS	BA	
1 Jayden Gardner	F 21:43	5-6	0-0	2-3	1	3	4	3	2	12	1	2	1	0	5
5 Ben Vander Plas	F 29:33	4-11	2-7	0-0	1	6	7	1	2	10	3	1	1	0	0
0 Kheii Clark	G 35:48	7-14	2-5	4-4	0	2	2	0	4	20	5	1	1	1	2
2 Reece Beekman	G 34:41	4-10	1-3	2-2	1	2	3	1	2	11	7	0	1	1	16
4 Armaan Franklin	G 32:44	6-9	2-3	1-1	0	5	5	1	1	15	1	0	0	0	1
13 Ryan Dunn	24:24	1-4	0-3	1-1	1	2	3	1	1	3	1	1	2	3	0
11 Isaac McKneely	16:47	2-3	1-2	2-2	0	1	1	2	1	7	1	0	0	0	-5
21 Kadin Shedrick	04:20	0-0	0-0	0-0	0	1	1	0	0	0	0	0	1	0	-1
Totals		29-57	8-23	12-13	7	23	30	9	13	78	19	5	7	5	4

Shooting By Period

1st FG%	17-31	54.8%
3PT%	3-11	27.3%
FT%	3-3	100%
2nd FG%	12-26	46.2%
3PT%	5-12	41.7%
FT%	9-10	90%
GM FG%	29-57	50.9%
3PT%	8-23	34.8%
FT%	12-13	92.3%

Dead Ball Rebounds: 0, 0

Technical Fouls: NONE

Biggest lead	VAT		Points from Turnovers	VAT		Period by Period Scoring
	1st	2nd		1st	2nd	
2 (1st 7:57)	14	(2nd 3:52)	8	13	VAT 31 37 68	
Best Scoring Run	11 (1st 7:57)		9 (1st 15:46)		UVA 40 38 78	
Lead Changes	4		5			
Times Tied	4		7			
Time with Lead	01:51	35:00	12		10	

GAME 18 - NO. 10 VIRGINIA 76, WAKE FOREST 67



Official Basketball Box Score - Final
Virginia at Wake Forest
 01/21/23 LIVM Coliseum, Winston-Salem
 2022-23 Men's Basketball

Game Time: 12:43
 Game Duration: 1:58
 Attendance: 12,443

Officials: Bill Covington Jr., Clarence Armstrong, Jeffrey Anderson

Virginia - 76 Record: 15-3 (7-2)

NO. Name	Min	FG M-A	3P M-A	FT M-A	Rebounds		Fouls		TP	AS	TO	ST	Blocks		+/-
					OR	DR	PF	FD					BS	BA	
1 Jayden Gardner	F 19:37	2-7	0-0	1-2	0	2	2	0	2	5	1	1	0	0	-22
5 Ben Vander Plas	F 28:56	3-7	2-4	0-0	2	5	7	3	2	8	2	2	0	0	11
0 Kheii Clark	G 28:29	2-7	2-4	6-7	1	2	3	4	4	12	4	2	0	1	8
2 Reece Beekman	G 24:29	2-6	2-5	2-2	1	2	3	4	2	8	6	0	1	0	13
4 Armaan Franklin	G 37:24	5-13	2-4	1	9	10	2	5	25	1	0	0	1	0	7
22 Francisco Caffaro	04:27	1-1	0-0	0-0	1	0	1	0	1	2	0	0	0	0	1
11 Isaac McKneely	23:01	3-8	3-6	2-2	0	2	2	3	1	11	3	0	1	1	0
13 Ryan Dunn	30:11	2-3	1-2	0-0	2	6	8	4	1	5	1	2	0	1	0
21 Kadin Shedrick	02:56	0-0	0-0	0-0	0	0	0	0	0	0	0	0	0	0	6
Totals		24-60	15-34	13-17	10	28	38	20	18	76	19	7	2	5	4

Shooting By Period

1st FG%	16-34	47.1%
3PT%	9-20	45.0%
FT%	1-2	50%
2nd FG%	8-26	30.8%
3PT%	6-14	42.9%
FT%	12-15	80%
GM FG%	24-60	40.0%
3PT%	15-34	44.1%
FT%	13-17	76.5%

Dead Ball Rebounds: 4, 0

Technical Fouls: NONE

Wake Forest - 67 Record: 14-6 (6-3)

NO. Name	Min	FG M-A	3P M-A	FT M-A	Rebounds		Fouls		TP	AS	TO	ST	Blocks		+/-
					OR	DR	PF	FD					BS	BA	
11 Andrew Carr	F 38:41	2-6	0-1	3-4	1	9	10	2	3	7	2	2	0	1	1
33 Matthew Marsh	C 25:05	1-1	0-0	2-4	1	3	4	3	2	4	0	1	0	1	0
1 Tyree Appleby	G 39:53	4-16	1-8	4-4	1	1	2	3	7	13	5	3	1	0	2
2 Cameron Hildreth	G 37:40	3-7	1-2	9-10	1	6	7	3	7	16	2	3	2	0	1
30 Damari Monsanto	G 34:12	9-19	7-15	0-0	0	3	3	3	1	25	0	0	0	2	1
20 Davion Bradford	02:54	0-0	0-0	0-0	0	0	0	0	0	1	0	0	0	0	-2
4 Daivien Williamson	12:16	0-1	0-1	0-0	0	0	0	0	2	0	0	0	0	0	-29
34 Bobi Kintman	09:19	1-1	0-0	0-0	0	0	0	0	1	0	2	0	0	0	-8
Totals		20-51	9-27	18-22	6	26	32	18	20	67	9	9	3	4	5

Shooting By Period

1st FG%	10-23	43.5%
3PT%	5-12	41.7%
FT%	7-10	70%
2nd FG%	10-28	35.7%
3PT%	4-15	26.7%
FT%	11-12	91.7%
GM FG%	20-51	39.2%
3PT%	9-27	33.3%
FT%	18-22	81.8%

Dead Ball Rebounds: 1, 0

Technical Fouls: NONE

Biggest lead	UVA		Points from Turnovers	UVA		Period by Period Scoring
	1st	2nd		1st	2nd	
19 (1st 5:42)	5	(1st 16:55)	9	5	VAT 42 34 76	
Best Scoring Run	17 (1st 8:00)		7 (2nd 16:43)		WAKE 32 35 67	
Lead Changes	3		10			
Times Tied	2		7			
Time with Lead	31:36	06:03	18		2	

GAME 19 - NO. 7 VIRGINIA 76, BOSTON COLLEGE 57



Official Basketball Box Score - Final
Boston College at Virginia
 01/28/23 John Paul Jones Arena, Charlottesville
 No. 7 Virginia vs Boston College Men's Basketball

Game Time: 12:00 PM
 Game Duration: 1:45
 Attendance: 14,629

Officials: Bert Smith, John Gaffney, Mark Schurz

Boston College - 57 Record: 10-12 (4-7)

NO. Name	Min	FG M-A	3P M-A	FT M-A	Rebounds		Fouls		TP	AS	TO	ST	Blocks		+/-
					OR	DR	PF	FD					BS	BA	
10 Prince Aligbe	F 21:06	2-3	0-1	0-0	0	1	2	0	4	1	1	0	0	0	-19
12 Quinten Post	F 32:01	8-15	2-6	6-6	0	6	6	0	4	24	2	4	0	2	0
3 Jaedon Zackery	G 33:56	1-6	0-0	0-0	0	3	3	1	1	2	6	1	1	1	-14
5 DeMarr Langford Jr.	G 16:30	1-3	0-0	0-0	0	0	0	0	1	2	0	3	1	0	0
11 Makai Ashton-Langford	G 25:52	4-8	1-1	3-3	2	3	5	3	4	12	2	1	1	0	-19
45 Mason Madsen	24:14	1-5	1-4	0-0	0	3	3	0	1	3	2	1	2	1	-22
00 Chas Kelley III	13:24	1-2	0-1	0-1	0	0	0	1	2	3	1	0	0	0	-3
1 T.J. Bickerstaff	12:45	1-4	0-0	0-0	0	3	3	1	0	2	0	1	1	0	-6
21 Devin McGlockton	06:09	0-0	0-0	2-2	0	0	0	1	1	2	0	0	1	0	-4
24 CJ Penha	05:54	1-2	0-1	0-0	0	0	0	0	0	2	0	0	0	0	-5
2 Armani Mighty	02:22	0-0	0-0	0-0	0	0	0	0	0	0	0	0	0	0	4
23 Andrew Kenny	02:22	0-0	0-0	2-2	0	1	1	0	1	2	0	0	0	0	4
30 Quinn Pemberton	02:22	0-0	0-0	0-0	0	1	1	0	0	1	1	0	0	0	4
4 Abe Atiyeh	01:03	0-1	0-0	0-0	0	1	1	0	0	0	0	0	0	0	0
Totals		20-49	4-14	13-14	6	19	25	8	14	57	17	16	5	4	3

Shooting By Period

1st FG%	10-25	40.0%
3PT%	3-8	37.5%
FT%	4-4	100%
2nd FG%	10-24	41.7%
3PT%	1-6	16.7%
FT%	9-10	90%
GM FG%		

GAME 21 - VIRGINIA TECH 74, NO. 6 VIRGINIA 68



Official Basketball Box Score - Final
Virginia at Virginia Tech
02/04/23 Cassell Coliseum, Blacksburg, Va.
2022-23 Men's Basketball

Game Time: 12:00 PM
Game Duration: 1:57
Attendance: 8,925

Officials: Ted Valentine, Lamar Simpson, Justin Porterfield

Virginia - 68		Record: 17-4 (9-3)													Shooting By Period				
NO. Name	Min	FG M-A	3P M-A	FT M-A	Rebounds OR DR TOT	Fouls PF FD	TP	AS	TO	ST	Blocks BS BA	+/-	1st FG%	2nd FG%	3PT%	GM FG%	FT%		
1 Jayden Gardner	F	30:36	8-18	0-0	4-7	6	4	10	4	4	20	1	3	2	1	2	-1	11-28	39.3%
5 Ben Vander Plas	F	28:38	0-4	0-3	0-0	0	5	5	1	0	0	2	0	1	0	0	-4	3-10	30.0%
0 Kihel Clark	G	35:29	6-13	3-7	2-2	1	4	5	3	1	17	4	2	0	0	1	0	5-7	71.4%
2 Reece Beekman	G	36:53	5-11	0-2	5-6	2	2	4	2	4	15	5	1	0	1	0	-4	4-13	42.4%
4 Armaan Franklin	G	30:38	2-9	1-4	1-3	0	2	2	2	3	6	2	0	2	0	0	-12	3-8	37.5%
11 Isaac McKneely	G	22:22	3-4	2-2	0-0	0	4	4	1	0	8	0	1	0	0	0	-5	7-11	63.6%
13 Ryan Dunn	G	10:05	1-1	0-0	0-0	0	2	2	0	0	2	0	0	1	2	0	-1	25-61	41.0%
22 Francisco Caffaro	G	05:19	0-1	0-0	0-0	0	1	1	0	0	0	0	0	0	0	0	-3	6-18	33.3%
Team					0	1	1			0	0	0						12-18	66.7%
Totals		25-61	6-18	12-18	10	24	34	14	12	68	14	7	6	4	3	-6			

Virginia Tech - 74		Record: 14-9 (4-8)													Shooting By Period				
NO. Name	Min	FG M-A	3P M-A	FT M-A	Rebounds OR DR TOT	Fouls PF FD	TP	AS	TO	ST	Blocks BS BA	+/-	1st FG%	2nd FG%	3PT%	GM FG%	FT%		
21 Grant Bastie	F	28:54	6-10	2-3	0-0	0	2	4	2	1	14	4	1	0	3	1	-5	13-28	46.4%
25 Justyn Mutts	F	39:28	7-11	0-1	3-3	2	2	4	2	3	17	8	2	2	0	0	8	3-4	75%
0 Hunter Cattoor	G	34:00	3-10	3-7	1-3	0	4	4	2	3	10	2	1	0	0	2	8	4-6	66.7%
2 MJ Collins	G	34:51	2-5	0-1	1-2	1	4	5	2	1	5	0	1	0	0	0	-1	1-4	25%
3 Sean Pedulla	G	34:22	6-13	2-6	8-9	0	5	5	4	6	22	2	1	1	0	0	0	10-13	76.9%
11 John Camden	F	16:47	0-1	0-0	0-0	0	1	1	0	0	0	1	0	0	0	0	1	2-7	28.6%
15 Lynn Kidd	F	10:26	3-3	0-0	0-0	0	5	5	0	0	6	2	1	1	0	0	8	7-11	63.6%
34 Mylajae Potat	G	02:12	0-0	0-0	0-0	0	1	1	0	0	0	0	0	0	0	0	1	13-17	76.5%
Team					0	2	2			0	1	1						7-11	63.6%
Totals		27-53	7-18	13-17	3	28	31	12	14	74	19	8	4	3	4	6			

Points from Turnovers		Cavs		Hokies	
1st	2nd	TOT	1st	2nd	TOT
30	38	68	32	42	74

GAME 22 - NO. 8 VIRGINIA 63, NO. 22 NC STATE 50



Official Basketball Box Score - Final
NC State at Virginia
02/07/23 John Paul Jones Arena, Charlottesville
No. 8 Virginia vs No. 22 N.C. State Men's Basketball

Game Time: 9:00 PM
Game Duration: 1:56
Attendance: 14,070

Officials: Roger Ayers, Jamie Luckie, Jeffrey Clark

NC State - 50		Record: 19-6 (9-5)													Shooting By Period				
NO. Name	Min	FG M-A	3P M-A	FT M-A	Rebounds OR DR TOT	Fouls PF FD	TP	AS	TO	ST	Blocks BS BA	+/-	1st FG%	2nd FG%	3PT%	GM FG%	FT%		
23 Greg Gantt	F	23:46	0-1	0-0	0-0	1	8	9	3	0	0	0	0	1	1	1	-3	8-31	25.8%
30 D.J. Burns Jr.	F	21:19	4-6	0-0	0-0	3	3	6	4	0	8	1	6	0	1	0	-9	2-3	66.7%
0 Terquavion Smith	G	40:00	7-20	3-11	2-4	0	2	2	1	6	19	4	1	2	0	0	-9	11-26	42.3%
1 Jarkel Joiner	G	38:58	2-14	1-7	0-0	2	4	6	1	1	5	6	1	0	0	0	-15	6-15	40.0%
14 Casey Morsell	G	37:51	6-11	4-9	2-3	0	3	3	5	2	18	1	1	0	0	0	-13	2-4	50%
24 Ernest Ross	F	18:24	0-1	0-0	0-0	1	2	3	3	1	0	0	1	1	1	0	-9	19-57	33.3%
21 Ebenezer Dowuona	F	16:21	0-4	0-0	0-0	4	2	6	2	0	0	0	2	0	5	0	-5	8-27	29.6%
10 Brean Press	G	02:20	0-0	0-0	0-0	0	0	0	0	0	0	0	0	0	0	0	1	4-7	57.1%
4 LJ Thomas	G	00:51	0-0	0-0	0-0	0	0	0	0	0	0	0	0	0	0	0	1	4-7	57.1%
Team					2	0	2			0	0	0						2-0	0%
Totals		19-57	8-27	4-7	13	24	37	19	10	50	12	12	4	8	3	-13			

Virginia - 63		Record: 18-4 (10-3)													Shooting By Period				
NO. Name	Min	FG M-A	3P M-A	FT M-A	Rebounds OR DR TOT	Fouls PF FD	TP	AS	TO	ST	Blocks BS BA	+/-	1st FG%	2nd FG%	3PT%	GM FG%	FT%		
1 Jayden Gardner	F	32:13	6-12	0-0	6-6	2	3	5	0	3	18	1	0	1	0	2	15	13-25	52.0%
5 Ben Vander Plas	F	19:05	2-3	0-1	0-0	1	2	3	2	1	4	0	0	0	0	0	-3	1-3	33.3%
0 Kihel Clark	G	35:49	1-4	0-1	4-5	0	2	2	0	3	6	6	3	2	0	0	-4	7-9	77.8%
2 Reece Beekman	G	33:04	6-11	0-0	3-5	0	3	3	3	5	15	4	1	3	0	3	13	8-22	36.4%
4 Armaan Franklin	G	22:56	0-5	0-1	2-2	0	2	2	1	1	2	1	0	0	0	1	1	1-5	20.0%
21 Kadin Shedrick	F	26:30	3-5	0-0	4-6	0	6	6	3	6	10	0	0	0	1	0	16	2-4	50%
11 Isaac McKneely	F	28:11	3-7	2-5	0-0	1	3	4	1	0	8	2	0	1	2	0	11	8-27	29.6%
13 Ryan Dunn	G	02:12	0-0	0-0	0-0	0	0	0	0	0	0	0	0	0	0	0	1	19-24	79.2%
Team					2	4	6			0	0	0						2-4	50%
Totals		21-47	2-8	19-24	6	25	31	10	19	63	14	5	7	3	8	13			

Points from Turnovers		NCS		UVA	
1st	2nd	TOT	1st	2nd	TOT
14	5	19	3	8	11

GAME 23 - NO. 8 VIRGINIA 69, DUKE 62



Official Basketball Box Score - Final
N.C. Central at Virginia
1/10/23 John Paul Jones Arena, Charlottesville
2022-23 Men's Basketball

Game Time: 10:00 AM
Game Duration: 1:58
Attendance: 13,288

Officials: Roger Ayers, Andrew Tranter, Scott Adkins

N.C. Central - 61		Record: 0-1													Shooting By Period				
NO. Name	Min	FG M-A	3P M-A	FT M-A	Rebounds OR DR TOT	Fouls PF FD	TP	AS	TO	ST	Blocks BS BA	+/-	1st FG%	2nd FG%	3PT%	GM FG%	FT%		
2 Kris Monroe	F	25:52	0-7	0-0	0-0	2	2	4	0	0	0	2	0	0	1	-6	10-25	40.0%	
36 Brendan Medley-Bacon	C	25:49	2-5	0-0	2-3	1	8	8	2	1	0	0	0	1	0	-10	4-13	30.8%	
5 Justin Wright	C	32:13	7-13	3-3	3-4	2	1	3	2	3	20	1	2	2	0	0	-5	8-10	80%
11 Marque Maultsby	G	13:49	1-3	1-2	0-0	0	2	2	4	0	3	1	1	0	0	0	-2	12-21	57.1%
21 Eric Brown	C	35:47	7-9	1-4	3-5	1	3	4	2	6	18	3	3	0	1	-7	4-6	66.7%	
52 Devin Eubbs	F	19:37	2-5	2-5	0-0	0	1	1	4	0	6	0	0	0	0	0	-9	3-4	75%
44 Dan Osladap	G	20:11	0-3	0-0	1-2	1	2	3	2	1	1	0	0	0	0	0	-7	22-52	42.3%
0 Fred Cleveland Jr.	F	03:13	0-1	0-1	0-0	0	3	3	0	0	0	0	0	0	0	0	-5	6-19	31.6%
10 Devin Gordon	F	18:25	2-5	1-3	0-0	1	1	2	0	0	5	0	1	3	1	-4	6-19	31.6%	
23 Cameron Easter	F	04:23	1-1	0-0	0-0	1	1	2	0	0	2	0	0	0	0	0	-1	9-14	64.3%
1 Ja'Darius Harris	F	01:49	0-0	0-0	0-0	0	0	0	0	0	0	0	0	0	0	0	-4	1-4	25%
Team					1	3	4			0	0	0						1-1	100%
Totals		22-53	8-19	9-14	8	19	27	25	12	01	8	8	6	4	4	-12			

Virginia - 73		Record: 1-0													Shooting By Period				
NO. Name	Min	FG M-A	3P M-A	FT M-A	Rebounds OR DR TOT	Fouls PF FD	TP	AS	TO	ST	Blocks BS BA	+/-	1st FG%	2nd FG%	3PT%	GM FG%	FT%		
1 Jayden Gardner	F	19:41	0-4	0-0	3-5	4	5	0	0	4	3	0	0	0	1	-1	9-22	40.9%	
21 Kadin Shedrick	F	27:15	3-6	0-1	4-4	2	5	7	3	4	10	2	0	2	1	8	6-12	50.0%	
0 Kihel Clark	G	34:06	3-9	2-6	1-4	0	2	2	1	4	9	5	2	0	0	1	-1	14-16	87.5%
2 Reece Beekman	G	26:05	3-7	2-3	2-2	0	3	3	2	10	5	4	1	0	0	0	-10	4-6	66.7%
4 Armaan Franklin	G	34:52	5-9	4-7	7-8	1	3												

GAME 25 - NO. 7 VIRGINIA 57, NOTRE DAME 55



Official Basketball Box Score - Final
Notre Dame at Virginia
02/18/23 John Paul Jones Arena, Charlottesville
No. 7 Virginia vs Notre Dame Men's Basketball

Game Time: 12:00 PM
Game Duration: 1:48
Attendance: 14,230

Officials: Pat Driscoll, Doug Simons, Jeb Hartness

Table with columns: NO. Name, Min, FG, 3P, FT, Rebounds, Fouls, TP, AS, TO, ST, Blocks, +/-

Shooting By Period table with columns: 1st FG%, 3PT%, FT%, 2nd FG%, 3PT%, FT%, GM FG%, 3PT%, FT%

Technical Fouls: NONE

Table with columns: NO. Name, Min, FG, 3P, FT, Rebounds, Fouls, TP, AS, TO, ST, Blocks, +/-

Shooting By Period table with columns: 1st FG%, 3PT%, FT%, 2nd FG%, 3PT%, FT%, GM FG%, 3PT%, FT%

Technical Fouls: NONE

Summary table with columns: UND, UVA, Points from, Turnovers, Paint, Second Chance, Fast Breaks, Bench

GAME 26 - BOSTON COLLEGE 63, NO. 6 VIRGINIA 48



Official Basketball Box Score - Final
Virginia at Boston College
02/22/23 Silvio O. Conte Forum, Chestnut Hill, Mass.
@BCMBB

Game Time: 7:00 PM
Game Duration: 1:42
Attendance: 8,194

Officials: Roger Ayers, Lamar Simpson, Justin Porterfield

Table with columns: NO. Name, Min, FG, 3P, FT, Rebounds, Fouls, TP, AS, TO, ST, Blocks, +/-

Shooting By Period table with columns: 1st FG%, 3PT%, FT%, 2nd FG%, 3PT%, FT%, GM FG%, 3PT%, FT%

Technical Fouls: NONE

Table with columns: NO. Name, Min, FG, 3P, FT, Rebounds, Fouls, TP, AS, TO, ST, Blocks, +/-

Shooting By Period table with columns: 1st FG%, 3PT%, FT%, 2nd FG%, 3PT%, FT%, GM FG%, 3PT%, FT%

Technical Fouls: NONE

Summary table with columns: UVA, BC, Points from, Turnovers, Paint, Second Chance, Fast Breaks, Bench

GAME 27 - NORTH CAROLINA 71, NO. 6 VIRGINIA 63



Official Basketball Box Score - Final
Virginia at North Carolina
02/25/23 Smith Center, Chapel Hill
2022-23 Men's Basketball

Game Time: 8:00 PM
Game Duration: 1:55
Attendance: 21,750

Officials: Bert Smith, Jamie Luckie, John Gaffney

Table with columns: NO. Name, Min, FG, 3P, FT, Rebounds, Fouls, TP, AS, TO, ST, Blocks, +/-

Shooting By Period table with columns: 1st FG%, 3PT%, FT%, 2nd FG%, 3PT%, FT%, GM FG%, 3PT%, FT%

Technical Fouls: NONE

Table with columns: NO. Name, Min, FG, 3P, FT, Rebounds, Fouls, TP, AS, TO, ST, Blocks, +/-

Shooting By Period table with columns: 1st FG%, 3PT%, FT%, 2nd FG%, 3PT%, FT%, GM FG%, 3PT%, FT%

Technical Fouls: NONE

Summary table with columns: UVA, UNC, Points from, Turnovers, Paint, Second Chance, Fast Breaks, Bench

GAME 28 - VIRGINIA VS. CLEMSON

THE LAST TIME

VIRGINIA INDIVIDUALS

- **Scored 30 points:** Kyle Guy vs. Marshall (12/31/18)
- **Scored 40 points:** Sean Singletary (41) at Miami (3/1/08)
- **Two players with 20 points:** Jay Huff (21) and Sam Hauser (21) vs. Syracuse (1/25/21)
- **Three players with 20 points:** Chris Williams (27), Roger Mason, Jr. (22) and Donald Hand (20) vs. Duke (1/5/00)
- **Four players with 20 points:** Chris Williams (23), Donald Hand (22), Adam Hall (21) and Travis Watson (20) vs. Georgetown (3/15/00)
- **A player with back-to-back 25-point games:** Joe Harris, 26 vs. Virginia Tech (2/12/13), 27 at North Carolina (2/16/13)
- **One player scored in double figures:** Jayden Gardner (16) at Boston College (2/22/23)
- **No players scored in double figures:** vs. Florida (3/18/17)
- **Five players scored in double figures:** Kihei Clark (20), Armaan Franklin (15), Jayden Gardner (12), Reece Beekman (11), Ben Vander Plas (10) vs. Virginia Tech (1/18/23)
- **Six players scored in double figures:** Sean Singletary (27), Adrian Joseph (13), Jamil Tucker (13), Mamadi Diane (12), Calvin Baker (11) and Laurynas Mikalauskas (11) vs. Maryland (3/9/08)
- **Seven players scored in double figures:** Cornel Parker (20), Junior Burrough (15), Ted Jeffries (14), Cory Alexander (13), Jason Williford (12), Yuri Barnes (11) and Doug Smith (11) vs. Clemson (1/13/93)
- **Had 15 rebounds:** Mike Tobey (16) vs. Tennessee State (11/25/14)
- **Had 20 rebounds:** Mike Tobey (20) vs. Louisville (3/5/16)
- **Had 25 rebounds:** Bob Mortell (25) vs. Washington & Lee (2/27/60)
- **Two players with 10 rebounds:** Francisco Caffaro (12) and Jayden Gardner (10) at Notre Dame (1/29/22)
- **Three players with 10 rebounds:** Jay Huff (12), Kihei Clark (11) and Braxton Key (10) at Syracuse (11/6/19)
- **Double-Double:** Jayden Gardner (19 points, 12 rebounds) at North Carolina (2/25/23)
- **Two players had a double-double:** Jayden Gardner (22 points, 10 rebounds) and Francisco Caffaro (11 points and 12 rebounds) at Notre Dame (1/29/22)
- **Three players had a double-double:** Jason Williford (10 pts, 15 rebs), Ted Jeffries (23 pts, 10 rebs), and Cornel Parker (11 pts, 11 rebs) at William & Mary (1/25/93)
- **Double-Double with points and assists:** Kihei Clark (12 points, 10 assists) at Syracuse (1/30/23)
- **Triple-Double:** Ralph Sampson (15 pts, 22 rebs, 10 blks) vs. Old Dominion (12/29/79)
- **Three Double-Doubles in a row:** Sam Hauser [3] (13 pts, 10 rebs) at Notre Dame (12/30/20), (16 pts, 11 rebs) vs. Wake Forest (1/6/21), (17 pts, 10 rebs) at Boston College (1/9/21)
- **Four Double-Doubles in a row:** Mike Scott [5] (27 pts, 15 rebs) vs. Oklahoma (11/23/10), (16 pts, 10 rebs) vs. Wichita State (11/24/10), (17 pts, 12 rebs) at Minnesota (11/29/10), (21 pts, 13 rebs) at Virginia Tech (12/5/10), (10 pts, 13 rebs) vs. Radford (12/7/10)
- **20 points and 20 rebounds:** Travis Watson (21 points, 20 rebounds) vs. Wofford (1/2/03)
- **20 points and 10 rebounds:** Armaan Franklin (25 points, 10 rebounds) at Wake Forest (1/21/23)
- **13 assists:** Kihei Clark (13) vs. Navy (12/29/19)
- **11 assists:** Kihei Clark (11) vs. Syracuse (1/7/23)
- **10 assists:** Kihei Clark (10) at Syracuse (1/30/23)
- **5 blocked Shots:** Kadin Shedrick (6) vs. Clemson (12/22/21)
- **5 steals:** Reece Beekman (5) vs. North Carolina (1/10/23)
- **Led UVA in points, rebounds and assists:** Sam Hauser (15 points, 9 rebounds, 3 assists) vs. Ohio (3/20/21)
- **Hit a last second shot to win a game:** Reece Beekman at Duke (2/7/22) [3-pointer with 1.1 seconds remaining]
- **Played more than 40 minutes:** Reece Beekman (41) vs. Duke (2/11/23)
- **Played all 40 minutes:** Kihei Clark (40), vs. St. Bonaventure (3/22/22)

VIRGINIA TEAM

- **Won in Overtime:** 69-62 vs. Duke (2/11/23)
- **Lost in Overtime:** 63-55 vs. Syracuse (1/11/20)
- **Played Two Overtimes:** at Virginia Tech, 80-78 2 OT (2/12/17)
- **Played Three Overtimes:** vs. Georgetown, L 115-111 (3/15/00)
- **Shot 70 percent for a half:** 70.4% (19-27) vs. Austin Peay - 1st Half (11/13/17)
- **Shot 60 percent in a game:** 60% (30-50) vs. Miami (2/5/22)
- **Shot less than 30 percent in a game:** 29.5% (13-44) vs. VCU (12/9/18)
- **Shot 100 percent from the free throw line:** 100% (10-10) vs. Boston College (1/28/23)
- **Shot 90 percent from the free throw line:** 91.3% (21-23) vs. Georgia Tech (2/12/22)
- **Shot 70 percent from 3-point line:** 72% (18-25) at Syracuse (3/4/19)
- **Shot less than 30 percent in a half:** 27.6% (8-29) in 1st Half at Boston College (2/22/23)
- **Shot less than 20 percent in a half:** 18.5% (5-27) in 1st Half vs. North Carolina (3/10/22)
- **Shot 55 percent or better and lost:** 58.5% (31-53) at North Carolina (2/16/13)
- **Shot 50 percent or better and lost:** 52.6% (30-57) vs. Iowa (11/29/21)
- **Attempted 50 FTs:** 52 (made 34) vs. Howard (12/12/94)
- **Attempted 35 3-pointers:** 38 (11-38) vs. Va. Tech (2/10/18)
- **Did Not Attempt a FT:** 0 vs. Wisconsin (11/27/17)
- **Made 30 FTs:** 31 (31 of 36) vs. Tennessee (3/18/07)
- **Made 15 3-pt FGs:** 15 at Wake Forest (1/21/23)
- **Failed to make a 3-pt FG:** vs. Louisville (0 of 6) (3/9/22)
- **Had 50 rebounds:** 50 vs. JMU (11/10/19)
- **Had 25 assists:** 26 vs. Iowa State (3/25/16)
- **Had 15 steals:** 16 vs. NC State (2/24/08)
- **Had 10 blocks:** 10 vs. JMU (12/6/22)
- **Scored 50 pts in a half:** 56 vs. Baylor, 2nd half (11/18/22)
- **Scored 60 pts in a half:** 60 vs. Gonzaga, 1st half (1/3/07)
- **Scored 70 pts in a half:** 70 vs. Coastal Carolina, 2nd half (11/20/00)
- **Scored 100 pts (ACC):** 103 vs. Maryland (1/16/07)
- **Scored 100 pts (non-conf):** 100 vs. Marshall (12/31/18)
- **Scored under 20 pts in 1st half:** 17 vs. St. Bonaventure (3/22/22)
- **Scored under 20 pts in 2nd half:** 19 at North Carolina (2/18/17)
- **Scored under 50 pts in a game:** 48 at Boston College (2/22/23)
- **Defeated top-5 opponent:** 86-79 vs. #5 Baylor (11/18/22)
- **Defeated top-5 opponent on the road:** 65-63 at #4 Duke (1/27/18)
- **Defeated top-5 opponent at neutral site:** 86-79 vs. #5 Baylor (11/18/22)
- **Defeated top-ranked opponent:** 86-73 vs. #1 North Carolina (1/30/86)
- **Won when trailing by 16 points:** Trained 32-16 during 63-61 vs. Ohio State (11/30/16)
- **Won when trailing by 17 points:** Trained 31-14 during 61-58 overtime win vs. Maryland (3/10/13)
- **Consecutive games holding ACC opponents to fewer than 70 points at home:** 39 (current)

OPPONENT INDIVIDUALS

- **Scored 30 points:** Buddy Boeheim (31), Syracuse (3/11/21)
 - **Scored 35 points:** Carsen Edwards (42), Purdue (3/30/19)
 - **Scored 40 points:** Carsen Edwards (42), Purdue (3/30/19)
 - **Scored 50 points:** Len Chappell (50), Wake (2/12/62)
 - **Two players with 20 points:** Jericcole Hellems (21) and Tarquavion Smith (20) at NC State (1/22/22)
 - **Two players with 25 points:** Corey Kispert (32) and Drew Timme (29) vs. Gonzaga (12/26/20)
 - **Three players with 20 points:** Jordan McRae (21), Jarnell Stokes (20), Josh Richardson (20), at Tennessee (12/30/13)
 - **Two players with 30 points:** Trevor Powell (31) and Tony Smith (31) at Marquette (2/3/90)
 - **No players scored in double figures:** Lehigh (11/26/21)
 - **Five players scored in double figures:** Jarace Walker (17), Marcus Sasser (13), Tramon Mark (13), Jamal Shead (11), J'Wan Roberts (10) vs. Houston (12/17/22)
 - **Six players scored in double figures:** C.J. Harris (15), Ari Stewart (12), Travis McKie (12), J.T. Terrell (11), Ty Walker (11), Gary Clark (10), at Wake Forest (1/29/11)
 - **Seven players scored in double figures:** Stanley Burrell (15), Drew Lavender (13), C.J. Anderson (12), B.J. Raymond (12), Josh Duncan (11), Charles Bronson (11) and Jason Love (10), at Xavier (1/3/08)
 - **Double-Double:** RJ Davis (16 points, 10 rebounds), at North Carolina (2/25/23)
 - **Double-Double with points and assists:** Keifer Sykes (21 pts, 10 assts), at Green Bay (12/7/13)
 - **Two players had a double-double:** Marvin Bagley III (30 pts, 14 rebs) & Wendell Carter Jr. (14 pts, 15 rebs), Duke (1/27/18)
 - **Player had 20 points and 20 rebounds:** Armando Bacot (29 points, 22 rebounds), North Carolina (1/8/222)
 - **Had 15 rebounds:** Amando Bacot (16), North Carolina (2/20/20)
 - **Had 20 rebounds:** Armando Bacot (22), North Carolina (1/8/22)
 - **Had 10 assists:** Keifer Sykes (10), at Green Bay (12/7/13)
 - **5 Blocked Shots:** Moses Wright (5), Georgia Tech (1/23/21)
 - **5 Steals:** Jordan Miller (7), Miami (2/5/22) & Jose Alvarado (6), Georgia Tech (1/23/21)
 - **Hit a last second shot to win a game:** Matthew Cleveland, Florida State (2/26/22), 3-pointer at the end of regulation
- ## OPPONENT TEAM
- **Shot less than 30 percent in a game:** 27.3% (15-55), JMU (12/6/22)
 - **Shot less than 30 percent in a game (ACC):** 27.1% (13-48), Virginia Tech (1/4/20)
 - **Shot 60 percent in a game:** 60% (30-50) at NC State (1/22/22)
 - **Shot 55 percent or better and lost:** 55.3% (26-47), Cleveland State (11/25/09)
 - **Scored 100 pts:** 106, Washington (11/22/10)
 - **Scored 90 pts in an ACC game:** 93, North Carolina (2/16/13)
 - **Scored 60 pts in a half:** 60, at Miami, 2nd half (3/1/08)
 - **Scored 50 pts in a half:** 54, vs. Gonzaga, 2nd half (12/26/21)
 - **Scored 45 pts in the first half:** 45, at Florida State (2/15/21)
 - **Scored under 10 pts in 1st half:** 7, at Pitt (2/24/18)
 - **Scored under 20 pts in 1st half:** 19, Georgia Tech (2/12/22)
 - **Scored under 20 pts in 2nd half:** 19, vs. Towson (11/25/20)
 - **Scored under 40 pts in a game:** 39, vs. Virginia Tech (1/4/20)
 - **Had 25 assists:** 27, at Xavier (1/3/08)
 - **Had 15 steals:** 15, VMI (11/16/08)
 - **Had 10 blocks:** 10 at Maryland (3/5/11)
 - **Failed to make a 3-pt FG:** Georgia Tech (1/22/15)

JOHN PAUL JONES ARENA RECORDS

VIRGINIA PLAYERS

Points:	40, J.R. Reynolds vs. Wake Forest, 1/21/07
Most 1st Half Points:	23, Sean Singletary vs. Virginia Tech, 1/16/08
Most 2nd Half Points:	26, Sylven Landesberg vs. Boston College, 2/4/09
Rebounds:	20, Mike Tobey vs. Louisville, 3/5/16
Field Goals:	14, Jayden Gardner vs. FDU, 12/18/21
Field Goal Attempts:	23, Sylven Landesberg vs. Boston College, 2/4/09
Field Goal Pct.:	1.000 (9-9), Mike Scott vs. Wake Forest, 2/8/12
3-Point Field Goals:	8, Mustapha Farrakhan vs. Howard, 1/4/11
3-Point FG Attempts:	12, Sean Singletary vs. Gonzaga, 1/3/07
	12, Sean Singletary vs. Georgia Tech, 2/24/07
3-Point FG Pct.:	1.000 (5-5), Malcolm Brogdon vs. Boston College, 2/3/16
	1.000 (5-5), Justin Anderson vs. Tennessee State, 11/25/14
	1.000 (4-4), De'Andre Hunter vs. Coppin State, 11/16/18
	1.000 (4-4), London Perrantes vs. Miami, 2/26/14
	1.000 (4-4), Joe Harris vs. Hampton, 11/26/13
Free Throws Made:	14, Sean Singletary vs. Hampton, 12/16/06
	14, Sylven Landesberg vs. Florida State, 1/24/09
Free Throw Attempts:	16, Sean Singletary vs. Hampton, 12/16/06
FT Pct.:	1.000 (14-14), Sylven Landesberg vs. Florida State, 1/24/09
	1.000 (12-12), Malcolm Brogdon vs. Villanova, 12/19/15
Assists:	12, Ty Jerome vs. Virginia Tech, 1/15/19
Steals:	7, Sean Singletary vs. NC State, 2/24/08
Blocks:	10, by Jay Huff vs. Duke, 2/29/20

VIRGINIA TEAM

Most Points:	108 vs. Gonzaga, 1/3/07
Fewest Points:	38 vs. Wisconsin, 12/4/13
Most 1st Half:	60 vs. Gonzaga, 1/3/07
Fewest 1st Half:	15 vs. Iowa State, 12/30/10
Most 2nd Half:	57 vs. Arizona, 11/12/06
Fewest 2nd Half:	15 vs. Duke, 2/16/11
Rebounds:	54 vs. UMEs, 11/26/06
Field Goals:	43 vs. VMI, 11/16/08
Field Goal Attempts:	82 vs. UNC, 1/15/09
Field Goal Pct.:	.667 (32-48) vs. Howard, 1/4/11
3-Pt. FG:	18 vs. Gonzaga, 1/3/07
3-Pt. FG Attempts:	38 vs. Virginia Tech, 2/10/18
3-Point FG Pct.:	.727 (8-11) vs. North Texas, 11/20/12
Free Throws:	39 vs. Maryland, 1/16/07
FT Attempted:	49 vs. Maryland, 1/16/07
Fewest FT Attempted:	0 vs. Wisconsin, 11/27/17
Free Throw Pct.:	1.000 (19-19) vs. Winthrop, 11/15/11
Assists:	24 vs. Howard, 11/14/07
	24 vs. VMI, 11/16/08
Steals:	16 vs. NC State, 2/24/08
Blocks:	13 vs. Duke, 2/29/20
Most Turnovers:	21 vs. Longwood, 12/7/07
	21 vs. Hampton, 12/19/07
Fewest Turnovers:	2 vs. Louisville, 2/7/15

MISCELLANEOUS

Biggest Comeback:	19 points vs. Arizona, 11/12/06
Biggest Lead Given up in a Loss:	14 points vs. Bradley, 3/26/08
Largest Lead:	59 vs. Coppin State, 11/16/18
	57 points vs. Grambling State, 11/22/16
Biggest Deficit:	38 points vs. Clemson, 2/7/08
Largest Margin of Victory:	57 vs. Coppin State, 11/16/18
	56 points vs. Grambling State, 11/22/16
Largest Margin of Defeat:	31 points vs. Clemson, 2/7/08
Overtime Games (Record):	12 (6-6); Last: 71-64 win vs. Kent State, 12/4/20

OPPONENT PLAYERS

Points:	32, 3x last by DeWayne Jackson, Morgan State, 12/19/12
Most 1st Half Points:	19, DeWayne Jackson, Morgan State, 12/19/12
Most 2nd Half Points:	28, Talor Battle, Penn State, 11/30/09
Rebounds:	16, 2x last by Janelle Hagins, Delaware, 11/13/12
Field Goals:	13, Elijah Millsap, UAB, 12/30/09
Field Goal Attempts:	24, Malcolm Delaney, Virginia Tech, 1/28/10
Field Goal Pct.:	.875 (7-8), Ahmed Grant, UNC Wilmington, (1/18/10)
3-Point Field Goals:	8, K.C. Rivers, Clemson, 2/7/08
3-Pt. FG Attempts:	15, Malcolm Delaney, Virginia Tech, 2/19/11
3-Pt. FG Pct.:	1.000 (5-5), Tony Dukes, USC Upstate, 11/15/10
Free Throws Made:	15, Tyler Hansbrough, North Carolina, 1/15/09
FT Attempted:	17, Tyler Hansbrough, North Carolina, 1/15/09
FT Pct.:	1.000 (8-8), Tyrese Rice, Boston College, 2/4/09
	1.000 (8-8), Sean Mosley, Maryland, 3/6/10
	1.000 (7-7), Roy Devyn Marble, Iowa, 3/27/13
Assists:	11, Cliff Hammonds, Clemson, 2/7/08
Steals:	7, Jordan Miller, Miami, 2/5/22
Blocks:	6, 2x, last by Mouhamadou Gueye, Stony Brook, 12/18/19

OPPONENT TEAM

Most Points:	97, VMI, 11/16/08
Fewest Points:	26, Maine, 11/27/19
Most 1st Half:	50, North Carolina, 1/15/09
Fewest 1st Half:	8, Harvard, 12/21/14
Most 2nd Half:	61, Gonzaga, 1/3/07
Fewest 2nd Half:	11, JMU, 11/10/19
Rebounds:	48, North Carolina, 2/25/12
Field Goals:	37, VMI, 11/16/08
Field Goal Attempts:	79, VMI, 11/16/08
Field Goal Pct.:	.566 (30-53) Liberty, 11/25/08
3-Pt. FG:	16, Clemson, 2/7/08
3-Pt. FG Attempts:	39, Hartford, 12/30/07
3-Point FG Pct.:	.619 (13-21) Duke, 2/9/19
Free Throws:	26, Boston College, 2/4/09
FT Attempted:	31, Boston College, 2/4/09
Free Throw Pct.:	1.000 (15-15) Iowa, 3/27/13
Zero Free Throw Attempts:	Miami, 2/5/22
Assists:	22, Clemson, 2/7/08
Steals:	15, VMI, 11/16/08
Blocks:	10, Radford, 11/21/08
	10, North Carolina, 1/15/09
Most Turnovers:	25, NC State, 2/24/08
Fewest Turnovers:	4, Clemson, 1/31/12

RECORD AT JOHN PAUL JONES ARENA

2006-07 to present: 283 games - 229-54 (.809)

LONGEST WINNING STREAKS

24 games from 2/7/15 vs. Louisville through 11/30/16 vs. Ohio State
21 games from 12/21/13 vs. Northern Iowa through 1/22/15 vs. Georgia Tech

LONGEST ACC WINNING STREAK

21 games from 1/6/13 vs. North Carolina through 1/22/15 vs. Georgia Tech

LONGEST LOSING STREAK

4 games from 2/6/10 vs. Wake Forest through 3/6/10 vs. Maryland



2022-23 Virginia Men's Basketball



0 · KIHEI CLARK
Gr. · G · 5-10 · 167
Woodland Hills, Calif.




1 · JAYDEN GARDNER
5th Year · F · 6-6 · 233
Wake Forest, N.C.




2 · REECE BEEKMAN
Jr. · G · 6-3 · 190
Milwaukee, Wis.




4 · ARMAAN FRANKLIN
Sr. · G · 6-4 · 200
Indianapolis, Ind.



5 · BEN VANDER PLAS
Gr. · F · 6-8 · 236
Ripon, Wis.



10 · TAINÉ MURRAY
So. · G · 6-5 · 205
Auckland, N.Z.



11 · ISAAC MCKNEELY
Fr. · G · 6-4 · 179
Poca, W.Va.



12 · CHASE COLEMAN
Sr. · G · 5-10 · 165
Norfolk, Va.



13 · RYAN DUNN
Fr. · G · 6-8 · 208
Freeport, N.Y.



21 · KADIN SHEDRICK
R-Jr. · F · 6-11 · 231
Raleigh, N.C.



22 · FRANCISCO CAFFARO
R-Sr. · C · 7-1 · 254
Sante Fe, Argentina



23 · ISAAC TRAUDT
Fr. · F · 6-10 · 229
Grand Island, Neb.



24 · TRISTAN HOW
Jr. · F · 6-7 · 202
Virginia Beach, Va.



35 · LEON BOND III
Fr. · G/F · 6-5 · 200
Wauwatosa, Wis.



TONY BENNETT
Head Coach
14th Season



KIHEI CLARK

Graduate Student • Guard • 5-10 • 167
Woodland Hills, Calif. • Taft Charter

2022-23 HIGHLIGHTS

- Cousy Award Preseason Top-20 Watch List
- Had 9 points, five assists and four rebounds vs. NCCU (11/7/22)
- Recorded eight points, seven assists and two steals vs. Monmouth (11/11/22)
- Scored 12 points and had two steals vs. Illinois (11/20/22)
- Handed out a game-high eight assists vs. UMES (11/25/22)
- Scored 16 points at Michigan (11/29/22)
- Recorded game-high 18 points (9 of 10 FT) vs. FSU (12/3/22)
- Scored 18 points and dished seven assists vs. JMU (12/6/22)
- Registered nine points and eight assists vs. Houston (12/17/22)
- Tallied 13 points and three steals at Miami (12/20/22)
- Registered eight points and 10 assists, including his 600th career assist, in his school record 139th game vs. UAlbany (12/28/22)
- Team-highs in points (15) and assists (8) at Georgia Tech (12/31/22)
- Game-high 17 points and eight assists at Pitt (1/3/23)
- Tallied a game-high 11 assists vs. Syracuse (1/7/23)
- Had nine points and game-high six assists at Florida State (1/14/23)
- Recorded 20 points and five assists vs. Virginia Tech (1/18/23)
- Tallied 12 points and 10 assists for third career double-double at Syracuse (1/30/23)
- Scored 17 points at Virginia Tech (2/4/23)
- Registered 16 points, five rebounds and five assists vs. Duke (2/11/23)
- Tallied 14 points and six assists at Louisville (2/15/23)
- Scored 15 points along with four assists, becoming UVA's all-time assists leader vs. Notre Dame (2/18/23)

CLARK CAREER STATISTICS

SEASON	TEAM	GP-GS	MIN	Field Goals		3-Point		F-Throws		Rebounds				Scoring						
				FG-FGA	FG%	3FG-3FGA	3FG%	FT-FTA	FT%	OFF	DEF	TOT	AVG	PF-FO	A	TO	BLK	STL	PTS	AVG
2018-19	UVa	38-20	1020/26.8	55-157	.350	29-85	.341	33-40	.825	16	73	89	2.3	52-0	97	39	0	28	172	4.5
2019-20	UVa	30-30	1112/37.1	105-280	.375	36-96	.375	78-89	.876	11	114	125	4.2	54-0	176	105	3	37	324	10.8
2020-21	UVa	25-23	850/34.0	85-207	.411	20-62	.323	47-64	.734	6	45	51	2.0	30-0	113	53	0	18	237	9.5
2021-22	UVa	35-35	1263/36.1	117-302	.387	54-156	.346	61-78	.782	12	91	103	2.9	40-0	153	77	4	30	349	10.0
2022-23	UVa	27-27	898/33.3	99-231	.429	33-82	.402	80-107	.748	12	59	71	2.6	45-0	154	54	3	30	311	11.5
TOTAL		155-135	5143/33.2	461-1177	.392	172-481	.358	299-378	.791	57	382	439	2.8	221-0	693	328	10	143	1393	9.0

Single Game Highs

Statistic	Value	
Points	25	vs Duke 02/23/22
Rebounds	11	at Syracuse 11/06/19
Assists	13	vs Navy 12/29/19
Steals	3	13 times
Blocks	1	10 times
FG Made	9	vs Duke 02/23/22
FG Attempts	16	vs Florida St. 02/26/22
3FG Made	6	vs Duke 02/23/22
3FG Attempts	11	vs Duke 02/23/22
FT Made	10	vs Boston College 02/01/22
FT Attempts	12	vs Kent St. 12/04/20, vs James Madison 12/06/22

CLARK 2022-23 GAME-BY-GAME

Opponent	Date	GS	MIN	Total		3-Pointers		Free throws		Rebounds				PF		A		STL		PTS		AVG
				FG-FGA	PCT	3FG-3FGA	PCT	FT-FTA	PCT	OFF	DEF	TOT	AVG	PF	A	TO	BLK	STL	PTS	AVG		
N.C. Central	11/07/2022	*	34:08	3-9	.333	2-6	.333	1-4	.250	0	2	2	2.0	1	5	2	0	0	0	9	9.0	
Monmouth	11/11/2022	*	20:26	3-4	.750	2-3	.667	0-0	.000	1	0	1	1.5	1	7	0	0	2	0	8	8.5	
vs Baylor	11/18/2022	*	35:23	3-8	.375	1-2	.500	0-0	.000	0	4	4	2.3	0	3	3	0	0	0	7	8.0	
vs Illinois	11/20/2022	*	34:10	4-9	.444	2-4	.500	2-2	1.000	1	2	3	2.5	1	3	2	0	2	2	12	9.0	
UMES	11/25/2022	*	31:01	1-4	.250	0-1	.000	3-3	1.000	0	2	2	2.4	1	8	2	1	2	2	5	8.2	
at Michigan	11/29/2022	*	38:02	4-9	.444	1-2	.500	7-8	.875	0	2	2	2.3	1	4	1	0	1	1	16	9.5	
Florida St.	12/03/2022	*	35:27	4-9	.444	1-3	.333	9-10	.900	1	2	3	2.4	0	3	3	0	1	1	18	10.7	
James Madison	12/06/2022	*	38:56	5-11	.455	2-5	.400	6-12	.500	0	2	2	2.4	1	7	3	0	1	1	18	11.6	
Houston	12/17/2022	*	35:18	2-8	.250	1-5	.200	4-4	1.000	0	2	2	2.3	4	8	2	0	1	1	9	11.3	
at Miami (FL)	12/20/2022	*	30:00	2-10	.200	1-3	.333	8-9	.889	2	2	4	2.5	2	3	0	0	3	3	13	11.5	
UAlbany	12/28/2022	*	26:41	3-4	.750	1-1	1.000	1-2	.500	0	4	4	2.6	1	10	2	0	2	2	8	11.2	
at Georgia Tech	12/31/2022	*	30:34	6-9	.667	2-3	.667	1-3	.333	1	1	2	2.6	1	8	3	0	3	3	15	11.5	
at Pittsburgh	01/03/2023	*	34:38	7-12	.583	2-5	.400	1-1	1.000	0	4	4	2.7	4	8	5	0	0	0	17	11.9	
Syracuse	01/07/2023	*	32:24	2-5	.400	0-1	.000	1-2	.500	1	1	2	2.6	3	11	3	0	2	2	5	11.4	
North Carolina	01/10/2023	*	37:49	3-8	.375	0-1	.000	1-3	.333	0	2	2	2.6	2	2	2	0	2	2	7	11.1	
at Florida St.	01/14/2023	*	36:12	4-10	.400	0-2	.000	1-1	1.000	0	5	5	2.8	1	6	1	0	1	1	9	11.0	
Virginia Tech	01/18/2023	*	35:48	7-14	.500	2-5	.400	4-4	1.000	0	2	2	2.7	0	5	1	1	1	1	20	11.5	
at Wake Forest	01/21/2023	*	28:29	2-7	.286	2-4	.500	6-7	.857	1	2	3	2.7	4	4	2	1	1	0	12	11.6	
Boston College	01/28/2023	*	27:35	2-9	.222	1-3	.333	2-2	1.000	2	1	3	2.7	2	6	0	0	1	1	7	11.3	
at Syracuse	01/30/2023	*	35:43	3-7	.429	2-4	.500	4-4	1.000	0	2	2	2.7	1	10	5	0	0	0	12	11.4	
at Virginia Tech	02/04/2023	*	35:29	6-13	.462	3-7	.429	2-2	1.000	1	4	5	2.8	3	4	2	0	0	0	17	11.6	
NC State	02/07/2023	*	35:49	1-4	.250	0-1	.000	4-5	.800	0	2	2	2.8	0	6	3	0	2	2	6	11.4	
Duke	02/11/2023	*	36:56	7-10	.700	1-3	.333	1-3	.333	0	2	2	2.7	1	5	1	0	0	0	16	11.6	
at Louisville	02/15/2023	*	30:59	5-11	.455	1-1	1.000	3-5	.600	0	4	4	2.8	3	6	1	0	0	0	14	11.7	
Notre Dame	02/18/2023	*	31:58	4-7	.571	1-2	.500	6-8	.750	0	1	1	2.7	2	4	3	0	1	1	15	11.8	
at Boston College	02/22/2023	*	35:02	3-11	.273	1-4	.250	0-0	.000	0	1	1	2.7	1	3	1	0	1	1	7	11.6	
at North Carolina	02/25/2023	*	33:04	3-9	.333	1-1	1.000	2-3	.667	1	1	2	2.6	4	5	1	0	1	1	9	11.5	
Totals		27	898:01	99-231	.429	33-82	.402	80-107	.748	12	59	71	2.6	45	154	54	3	30	311	11.5		

Player Averages

Games Played	Minutes/game	Points/game	FG Pct	3FG Pct	FT Pct	Rebounds/game	Assists/game	Turnovers/game	Assist/Turnover ratio	Steals/game	Blocks/game
27	33.3	11.5	42.9	40.2	74.8	2.6	5.7	2.0	2.9	1.1	0.1



1 JAYDEN GARDNER

Fifth Year • Forward • 6-6 • 233
Wake Forest, N.C. • Heritage • East Carolina

2022-23 HIGHLIGHTS

- Preseason All-ACC second team
- Malone Award Preseason Top-20 Watch List
- Surpassed 2,000 career points with three points vs. NCCU (11/7/22)
- Recorded 12 points and five rebounds vs. Illinois (11/20/22)
- Scored game-high 26 points (12 of 15 FG) vs. UMES (11/22/22)
- Registered 12 points and 11 rebounds at Michigan (11/29/22)
- Tallied 14 points and eight rebounds vs. JMU (12/6/22)
- Netted 13 points along with six rebounds vs. Houston (12/17/22)
- Recorded 16 points and seven rebounds vs. UAlbany (12/28/22)
- Scored 14 points at Georgia Tech (12/31/22)
- Scored 10 points and grabbed 1,000th career rebound vs. Syracuse (1/7/23)
- Tallied 12 points and four rebounds vs. Virginia Tech (1/18/23)
- Recorded 18 points and six rebounds vs. Boston College (1/28/23)
- Team highs in points (17) and rebounds (8) at Syracuse (1/30/23)
- Registered 20 points and 10 rebounds at Virginia Tech (2/4/23)
- Scored 18 points along with five rebounds vs. NC State (2/7/23)
- Tallied eight points and 12 rebounds vs. Notre Dame (2/18/23)
- Scored 16 points along with two blocks at Boston College (2/22/23)
- Recorded team-high 19 points and 12 rebounds at North Carolina (2/25/23)

GARDNER CAREER STATISTICS

SEASON	TEAM	GP-GS	MIN	Field Goals		3-Point		F-Throws		Rebounds				Scoring							
				FG-FGA	FG%	3FG-3FGA	3FG%	FT-FTA	FT%	OFF	DEF	TOT	AVG	PF-FO	A	TO	BLK	STL	PTS	AVG	
2018-19	ECU	31-31	948	306.6	166-337	.493	2-10	.200	171-228	.750	93	169	262	8.5	88-3	39	75	14	24	505	16.3
2019-20	ECU	31-30	1066	34.4	223-428	.521	4-20	.200	160-218	.734	91	194	285	9.2	91-4	67	83	15	34	610	19.7
2020-21	ECU	19-18	665	35.0	123-257	.479	3-6	.500	98-133	.737	39	119	158	8.3	42-0	27	45	3	11	347	18.3
2021-22	UVA	35-35	1144	32.7	219-437	.501	3-14	.214	96-121	.793	80	143	223	6.4	74-0	50	52	13	18	537	15.3
2022-23	UVA	27-27	681	25.2	126-245	.514	0-2	.000	61-91	.670	56	90	146	5.4	50-0	18	29	13	25	313	11.6
TOTAL FOR UVA		62-62	1825	29.4	345-682	.506	3-16	.188	157-212	.741	136	233	369	6.0	124-0	68	81	26	43	850	13.7
TOTAL		143-141	4504	31.5	857-1704	.503	12-52	.231	586-791	.741	359	715	1074	7.5	345-7	201	284	58	112	2312	16.2

Single Game Highs

Statistic	Value	
Points	35	at UCF 01/13/19
Rebounds	20	at UCF 01/13/19
Assists	4	10 times
Steals	3	4 times
Blocks	3	vs Georgia Tech 02/12/22, at Miami (FL) 02/19/22
FG Made	14	vs Fairleigh Dickinson 12/18/21
FG Attempts	24	vs Temple 02/23/20
3FG Made	2	vs UCF 03/04/21, vs Iowa 11/29/21
3FG Attempts	4	vs SMU 01/11/20, vs Clemson 12/22/21
FT Made	16	vs App State 11/30/18
FT Attempts	19	vs App State 11/30/18

GARDNER 2022-23 GAME-BY-GAME

Opponent	Date	GS	MIN	Total		3-Pointers		Free throws		Rebounds				PF		A		TO		BLK		STL		PTS		AVG	
				FG-FGA	PCT	3FG-3FGA	PCT	FT-FTA	PCT	OFF	DEF	TOT	AVG	PF	A	TO	BLK	STL	PTS	AVG							
N.C. Central	11/07/2022	*	19:41	0-4	.000	0-0	.000	3-5	.600	4	5	9	9.0	0	0	0	0	0	0	0	0	3	3.0				
Monmouth	11/11/2022	*	15:46	3-7	.429	0-0	.000	3-4	.750	3	2	5	7.0	4	1	0	0	0	0	0	0	9	6.0				
vs Baylor	11/18/2022	*	17:12	1-4	.250	0-0	.000	5-7	.714	0	3	3	5.7	2	2	2	0	0	1	7	6.3						
vs Illinois	11/20/2022	*	26:46	3-5	.600	0-0	.000	6-9	.667	2	3	5	5.5	1	1	3	0	1	12	7.8							
UMES	11/25/2022	*	25:01	12-15	.800	0-0	.000	2-5	.400	0	3	3	5.0	2	0	0	0	0	0	0	26	11.4					
at Michigan	11/29/2022	*	33:07	6-15	.400	0-0	.000	0-0	.000	3	8	11	6.0	1	2	1	0	3	12	11.5							
Florida St.	12/03/2022	*	23:29	5-9	.556	0-0	.000	0-0	.000	5	2	7	6.1	2	0	3	2	2	10	11.3							
James Madison	12/06/2022	*	32:22	5-7	.714	0-0	.000	4-8	.500	2	6	8	6.4	2	0	1	2	2	14	11.6							
Houston	12/17/2022	*	33:17	4-8	.500	0-0	.000	5-6	.833	2	4	6	6.3	0	0	0	1	0	13	11.8							
at Miami (FL)	12/20/2022	*	20:26	4-6	.667	0-0	.000	0-2	.000	0	2	2	5.9	2	0	0	0	2	8	11.4							
UAlbany	12/28/2022	*	27:15	7-11	.636	0-0	.000	2-3	.667	3	4	7	6.0	0	0	0	2	0	16	11.8							
at Georgia Tech	12/31/2022	*	22:01	7-12	.583	0-0	.000	0-0	.000	0	2	2	5.7	2	1	1	0	1	14	12.0							
at Pittsburgh	01/03/2023	*	23:22	2-7	.286	0-0	.000	0-0	.000	1	2	3	5.5	2	1	0	0	2	4	11.4							
Syracuse	01/07/2023	*	26:54	4-11	.364	0-0	.000	2-3	.667	1	2	3	5.3	2	0	0	0	0	10	11.3							
North Carolina	01/10/2023	*	15:01	1-2	.500	0-0	.000	1-2	.500	0	1	1	5.0	3	0	1	0	0	3	10.7							
at Florida St.	01/14/2023	*	18:45	1-4	.250	0-0	.000	1-2	.500	1	2	3	4.9	3	0	1	0	0	3	10.3							
Virginia Tech	01/18/2023	*	21:43	5-6	.833	0-0	.000	2-3	.667	1	3	4	4.8	3	1	2	0	1	12	10.4							
at Wake Forest	01/21/2023	*	19:37	2-7	.286	0-0	.000	1-2	.500	0	2	2	4.7	0	1	1	1	0	5	10.1							
Boston College	01/28/2023	*	24:05	8-12	.667	0-1	.000	2-2	1.000	3	3	6	4.7	1	0	0	0	1	18	10.5							
at Syracuse	01/30/2023	*	28:28	6-11	.545	0-0	.000	5-7	.714	5	3	8	4.9	0	0	3	0	2	17	10.8							
at Virginia Tech	02/04/2023	*	30:36	8-18	.444	0-0	.000	4-7	.571	6	4	10	5.1	4	1	3	1	2	20	11.2							
NC State	02/07/2023	*	32:13	6-12	.500	0-0	.000	6-6	1.000	2	3	5	5.1	0	1	0	0	1	18	11.5							
Duke	02/11/2023	*	23:12	3-5	.600	0-0	.000	0-0	.000	0	1	1	5.0	4	1	2	0	1	6	11.3							
at Louisville	02/15/2023	*	27:45	5-10	.500	0-0	.000	0-0	.000	1	2	3	4.9	2	0	0	0	1	10	11.3							
Notre Dame	02/18/2023	*	26:41	3-8	.375	0-0	.000	2-3	.667	4	8	12	5.2	3	2	2	1	0	8	11.1							
at Boston College	02/22/2023	*	29:15	6-12	.500	0-1	.000	4-4	1.000	3	2	5	5.2	1	2	2	2	1	16	11.3							
at North Carolina	02/25/2023	*	36:38	9-17	.529	0-0	.000	1-1	1.000	4	8	12	5.4	4	1	1	1	1	19	11.6							
Totals			27	680:39	126-245	.514	0-2	.000	61-91	.670	56	90	146	5.4	50	18	29	13	25	313	11.6						

Player Averages

Games Played	Minutes/game	Points/game	FG Pct	3FG Pct	FT Pct	Rebounds/game	Assists/game	Turnovers/game	Assist/Turnover ratio	Steals/game	Blocks/game
27	25.2	11.6	51.4	0.0	67.0	5.4	0.7	1.1	0.6	0.9	0.5



2 REECE BEEKMAN

Junior • Guard • 6-3 • 190
Baton Rouge, La. • Scotlandville Magnet

2022-23 HIGHLIGHTS

- MVP of Continental Main Event in Las Vegas (11/20/21)
- ACC Player of the Week (11/21/22)
- Netted 10 points with five assists vs. NCCU (11/7/22)
- Had seven points and six assists vs. Monmouth (11/11/22)
- Recorded 10 points and 10 assists vs. Baylor (11/18/22)
- Registered 17 points and three steals vs. Illinois (11/20/22)
- Tallied nine points, five rebounds and four steals vs. UMEs (11/25/22)
- Scored team-high 18 points at Michigan (11/29/22)
- Played four minutes before leaving with injury vs. JMU (12/6/22)
- Posted 10 points, nine rebounds and nine assists at Miami (12/20/22)
- Missed the UAlbany (12/28/22) game due to injury
- Tallied 12 points and six rebounds at Pitt (1/3/23)
- Recorded 13 points and seven rebounds vs. Syracuse (1/7/23)
- Scored 13 points along with five assists and five steals vs. UNC (1/10/23)
- Scored 11 points along with seven assists vs. Virginia Tech (1/18/23)
- Recorded 11 points and eight assists vs. Boston College (1/28/23)
- Collected 15 points and five assists at Virginia Tech (2/4/23)
- Tallied 15 points, four assists and three steals vs. NC State (2/7/23)
- Scored 11 points along with five assists and four rebounds vs. Notre Dame (2/18/23)

BEEKMAN CAREER STATISTICS

SEASON	TEAM	GP-GS	MIN/AVG	Field Goals		3-Point		F-Throws		Rebounds				Scoring						
				FG-FGA	FG%	3FG-3FGA	3FG%	FT-FTA	FT%	OFF	DEF	TOT	AVG	PF-FO	A	TO	BLK	STL	PTS	AVG
2020-21	UVa	25-20	733/29.3	42-110	.382	9-37	.243	25-33	.758	5	66	71	2.8	37-0	75	29	10	30	118	4.7
2021-22	UVa	35-35	1228/35.1	115-256	.449	22-65	.338	35-46	.761	15	121	136	3.9	62-2	181	50	25	73	287	8.2
2022-23	UVa	26-26	825/31.7	83-207	.401	24-65	.369	57-72	.792	15	67	82	3.2	46-0	128	39	13	39	247	9.5
TOTAL	86-81	2787/32.4	240-573	.419	55-167	.329	117-151	.775	35	254	289	3.4	145-2	384	118	48	142	652	7.6	

Single Game Highs

Statistic	Value	
Points	20	vs Clemson 12/22/21
Rebounds	12	at Louisville 03/05/22
Assists	11	vs Louisville 01/24/22
Steals	6	vs Navy 11/09/21
Blocks	2	9 times
FG Made	8	at Pittsburgh 01/19/22
FG Attempts	12	4 times
3FG Made	3	4 times
3FG Attempts	5	5 times
FT Made	6	vs Illinois 11/20/22
FT Attempts	8	vs Illinois 11/20/22

BEEKMAN 2022-23 GAME-BY-GAME

Opponent	Date	GS	MIN	Total		3-Pointers		Free throws		Rebounds				PF	A	TO	BLK	STL	PTS	AVG
				FG-FGA	PCT	3FG-3FGA	PCT	FT-FTA	PCT	OFF	DEF	TOT	AVG							
N.C. Central	11/07/2022	*	26:05	3-7	.429	2-3	.667	2-2	1.000	0	3	3	3.0	3	5	4	0	1	10	10.0
Monmouth	11/11/2022	*	21:27	2-7	.286	1-4	.250	2-2	1.000	1	1	2	2.5	2	6	1	2	2	7	8.5
vs Baylor	11/18/2022	*	33:32	2-6	.333	2-2	1.000	4-4	1.000	0	1	1	2.0	1	10	3	1	1	10	9.0
vs Illinois	11/20/2022	*	33:35	5-12	.417	1-3	.333	6-8	.750	1	3	4	2.5	2	3	1	0	3	17	11.0
UMES	11/25/2022	*	28:08	3-5	.600	1-1	1.000	2-2	1.000	0	5	5	3.0	0	2	2	1	4	9	10.6
at Michigan	11/29/2022	*	38:06	7-10	.700	1-1	1.000	3-4	.750	1	3	4	3.2	1	5	1	0	1	18	11.8
Florida St.	12/03/2022	*	31:08	1-7	.143	0-3	.000	5-6	.833	0	4	4	3.3	3	5	1	1	0	7	11.1
James Madison	12/06/2022	*	03:47	1-1	1.000	0-0	.000	0-0	.000	0	0	0	2.9	0	1	0	0	0	2	10.0
Houston	12/17/2022	*	33:33	1-5	.200	1-3	.333	1-2	.500	1	2	3	2.9	4	5	3	1	1	4	9.3
at Miami (FL)	12/20/2022	*	34:31	5-9	.556	0-1	.000	0-1	.000	2	7	9	3.5	3	9	4	0	0	10	9.4
at Georgia Tech	12/31/2022	*	26:45	3-6	.500	2-3	.667	0-0	.000	1	3	4	3.5	1	4	2	0	2	8	9.3
at Pittsburgh	01/03/2023	*	35:32	4-9	.444	3-5	.600	1-1	1.000	0	6	6	3.8	2	3	1	0	0	12	9.5
Syracuse	01/07/2023	*	31:18	3-5	.600	2-3	.667	5-6	.833	0	1	1	3.5	3	7	1	0	2	13	9.8
North Carolina	01/10/2023	*	38:30	5-12	.417	0-2	.000	3-4	.750	0	2	2	3.4	0	5	2	1	5	13	10.0
at Florida St.	01/14/2023	*	36:21	3-10	.300	2-3	.667	0-0	.000	1	2	3	3.4	2	4	1	0	0	8	9.9
Virginia Tech	01/18/2023	*	34:41	4-10	.400	1-3	.333	2-2	1.000	1	2	3	3.4	1	7	0	1	1	11	9.9
at Wake Forest	01/21/2023	*	24:59	2-6	.333	2-5	.400	2-2	1.000	1	2	3	3.4	4	6	0	0	1	8	9.8
Boston College	01/28/2023	*	30:33	4-6	.667	0-2	.000	3-3	1.000	0	1	1	3.2	2	8	4	0	1	11	9.9
at Syracuse	01/30/2023	*	32:35	2-4	.500	1-2	.500	2-2	1.000	0	1	1	3.1	2	2	2	1	0	7	9.7
at Virginia Tech	02/04/2023	*	36:53	5-11	.455	0-2	.000	5-6	.833	2	2	4	3.2	2	5	1	1	0	15	10.0
NC State	02/07/2023	*	33:04	6-11	.545	0-0	.000	3-5	.600	0	3	3	3.1	3	4	1	0	3	15	10.2
Duke	02/11/2023	*	40:54	2-11	.182	0-1	.000	0-0	.000	1	5	6	3.3	1	7	0	1	3	4	10.0
at Louisville	02/15/2023	*	33:39	0-6	.000	0-4	.000	3-4	.750	0	0	0	3.1	1	2	2	1	4	3	9.7
Notre Dame	02/18/2023	*	36:16	4-12	.333	2-5	.400	1-2	.500	1	3	4	3.2	1	5	0	0	1	11	9.7
at Boston College	02/22/2023	*	32:57	2-8	.250	0-2	.000	2-2	1.000	1	1	2	3.1	1	2	2	1	2	6	9.6
at North Carolina	02/25/2023	*	36:12	4-11	.364	0-2	.000	0-2	.000	0	4	4	3.2	1	6	0	0	1	8	9.5
Totals		26	825:01	83-207	.401	24-65	.369	57-72	.792	15	67	82	3.2	46	128	39	13	39	247	9.5

Player Averages

Games Played	Minutes/game	Points/game	FG Pct	3FG Pct	FT Pct	Rebounds/game	Assists/game	Turnovers/game	Assist/Turnover ratio	Steals/game	Blocks/game
26	31.7	9.5	40.1	36.9	79.2	3.2	4.9	1.5	3.3	1.5	0.5



4 ARMAAN FRANKLIN

Senior • Guard • 6-4 • 200
Indianapolis, Ind. • Cathedral • Indiana

2022-23 HIGHLIGHTS

- Scored game-high 21 points (4-7 3FGs) vs. NCCU (11/7/22)
- Set career highs in points (26), free throws (9) and free throw attempts (10) vs. Baylor (11/18/22)
- Scored eight points vs. JMU (12/6/22)
- Scored 10 points vs. Houston (12/17/22)
- Tallied 20 points and career-high two blocked vs. UAlbany (12/28/22)
- Scored 11 points along with a career-high five steals at Georgia Tech (12/31/22)
- Netted 14 points and four rebounds at Pitt (1/3/23)
- Scored team-high 16 points (4-9 3FG) vs. Syracuse (1/7/23)
- Recorded 12 points and career highs in rebounds (9) and blocks (3) vs. UNC (1/10/23)
- Scored game-high 20 points and added team-high seven rebounds at Florida State (1/14/23)
- Tallied 15 points vs. Virginia Tech (1/18/23)
- Scored 25 points and added career-high 10 rebounds for first career double-double at Wake Forest (1/21/23)
- Scored 18 points vs. Boston College (1/28/23)
- Netted 12 points at Syracuse (1/30/23)
- Scored a game-high 23 points vs. Duke (2/11/23)
- Scored 14 points along with five rebounds at Louisville (2/15/23)
- Scored 12 points vs. Notre Dame (2/18/23)
- Tallied 14 points at North Carolina (2/25/23)

FRANKLIN CAREER STATISTICS

SEASON	TEAM	GP-GS	MIN/AVG	Field Goals		3-Point		F-Throws		Rebounds				Scoring						
				FG-FGA	FG%	3FG-3FGA	3FG%	FT-FTA	FT%	OFF	DEF	TOT	AVG	PF-FO	A	TO	BLK	STL	PTS	AVG
2019-20	IND	32-9	441/13.8	39-112	.348	17-64	.266	24-39	.615	2	50	52	1.6	43-0	41	30	3	8	119	3.7
2020-21	IND	22-20	664/30.2	87-203	.429	36-85	.424	40-54	.741	13	78	91	4.1	61-3	47	48	5	26	250	11.4
2021-22	Uva	35-34	1031/29.5	140-357	.392	53-179	.296	57-75	.760	11	86	97	2.8	71-0	49	43	9	35	390	11.1
2022-23	Uva	27-27	807/29.9	116-277	.419	54-139	.388	50-70	.714	16	97	113	4.2	38-0	35	22	10	25	336	12.4
TOTAL FOR Uva		62-61	1838/29.6	256-634	.404	107-318	.336	107-145	.738	27	183	210	3.4	109-0	84	65	19	60	726	11.7
TOTAL		116-90	2942/25.4	382-949	.403	160-467	.343	171-238	.718	42	311	353	3.0	213-3	172	143	27	94	1095	9.4

Single Game Highs


Statistic	Value	
Points	26	vs Baylor 11/18/22
Rebounds	10	at Wake Forest 01/21/23
Assists	8	vs Western Ill. 11/05/19
Steals	5	at Georgia Tech 12/31/22
Blocks	3	vs North Carolina 01/10/23
FG Made	9	at Wake Forest 01/21/23, vs Duke 02/11/23
FG Attempts	21	at Wake Forest 01/21/23
3FG Made	5	7 times
3FG Attempts	13	at Wake Forest 01/21/23
FT Made	9	vs Baylor 11/18/22
FT Attempts	10	vs Baylor 11/18/22

FRANKLIN 2022-23 GAME-BY-GAME

Opponent	Date	GS	MIN	Total		3-Pointers		Free throws		Rebounds				PF	A	TO	BLK	STL	PTS	AVG
				FG-FGA	PCT	3FG-3FGA	PCT	FT-FTA	PCT	OFF	DEF	TOT	AVG							
N.C. Central	11/07/2022	*	34:52	5-9	.556	4-7	.571	7-8	.875	1	3	4	4.0	1	1	0	0	0	21	21.0
Monmouth	11/11/2022	*	18:22	3-6	.500	2-4	.500	0-0	.000	0	3	3	3.5	3	0	2	0	0	8	14.5
vs Baylor	11/18/2022	*	33:26	7-12	.583	3-6	.500	9-10	.900	1	3	4	3.7	2	1	1	0	3	26	18.3
vs Illinois	11/20/2022	*	33:50	4-12	.333	1-5	.200	0-0	.000	0	5	5	4.0	3	0	2	0	2	9	16.0
UMES	11/25/2022	*	27:21	2-6	.333	1-4	.250	0-0	.000	0	4	4	4.0	0	3	0	0	0	5	13.8
at Michigan	11/29/2022	*	25:58	1-6	.167	0-2	.000	0-2	.000	0	4	4	4.0	2	0	1	0	0	2	11.8
Florida St.	12/03/2022	*	21:53	3-7	.429	2-4	.500	1-2	.500	0	2	2	3.7	3	0	3	1	0	9	11.4
James Madison	12/06/2022	*	26:15	3-8	.375	2-5	.400	0-0	.000	0	3	3	3.6	4	2	1	0	1	8	11.0
Houston	12/17/2022	*	24:10	3-6	.500	2-3	.667	2-2	1.000	0	6	6	3.9	1	0	1	0	0	10	10.9
at Miami (FL)	12/20/2022	*	13:04	0-7	.000	0-3	.000	0-0	.000	0	2	2	3.7	0	0	0	1	0	0	9.8
UAlbany	12/28/2022	*	31:08	7-13	.538	3-6	.500	3-3	1.000	1	1	2	3.5	0	0	1	2	0	20	10.7
at Georgia Tech	12/31/2022	*	31:28	3-12	.250	3-9	.333	2-2	1.000	2	1	3	3.5	1	4	0	0	5	11	10.8
at Pittsburgh	01/03/2023	*	30:08	6-12	.500	2-3	.667	0-0	.000	1	3	4	3.5	1	3	0	0	2	14	11.0
Syracuse	01/07/2023	*	33:54	4-11	.364	4-9	.444	4-7	.571	2	4	6	3.7	1	3	1	1	2	16	11.4
North Carolina	01/10/2023	*	36:26	4-13	.308	0-5	.000	4-7	.571	1	8	9	4.1	0	2	1	3	0	12	11.4
at Florida St.	01/14/2023	*	32:56	8-13	.615	4-7	.571	0-0	.000	1	6	7	4.3	2	0	1	0	1	20	11.9
Virginia Tech	01/18/2023	*	32:44	6-9	.667	2-3	.667	1-1	1.000	0	5	5	4.3	1	1	0	0	0	15	12.1
at Wake Forest	01/21/2023	*	37:24	9-21	.429	5-13	.385	2-4	.500	1	9	10	4.6	2	1	0	1	0	25	12.8
Boston College	01/28/2023	*	30:28	6-13	.462	3-7	.429	3-3	1.000	1	6	7	4.7	1	3	3	1	2	18	13.1
at Syracuse	01/30/2023	*	33:50	4-11	.364	3-9	.333	1-2	.500	0	0	0	4.5	2	1	1	0	1	12	13.1
at Virginia Tech	02/04/2023	*	30:38	2-9	.222	1-4	.250	1-3	.333	0	2	2	4.4	2	2	0	0	2	6	12.7
NC State	02/07/2023	*	22:56	0-5	.000	0-1	.000	2-2	1.000	0	2	2	4.3	1	1	0	0	0	2	12.2
Duke	02/11/2023	*	37:16	9-13	.692	3-5	.600	2-5	.400	1	2	3	4.2	0	0	1	0	1	23	12.7
at Louisville	02/15/2023	*	30:48	5-8	.625	1-2	.500	3-4	.750	1	4	5	4.3	2	3	1	0	2	14	12.8
Notre Dame	02/18/2023	*	35:54	4-11	.364	2-7	.286	2-2	1.000	0	4	4	4.2	0	2	0	0	0	12	12.7
at Boston College	02/22/2023	*	28:51	2-10	.200	0-4	.000	0-0	.000	0	3	3	4.2	1	1	1	0	0	4	12.4
at North Carolina	02/25/2023	*	30:49	6-14	.429	1-2	.500	1-1	1.000	2	2	4	4.2	2	1	0	0	1	14	12.4
Totals		27	806:48	116-277	.419	54-139	.388	50-70	.714	16	97	113	4.2	38	35	22	10	25	336	12.4

Player Averages

Games Played	Minutes/game	Points/game	FG Pct	3FG Pct	FT Pct	Rebounds/game	Assists/game	Turnovers/game	Assist/Turnover ratio	Steals/game	Blocks/game
27	29.9	12.4	41.9	38.8	71.4	4.2	1.3	0.8	1.6	0.9	0.4



5 BEN VANDER PLAS

Graduate Student • Forward • 6-8 • 236
Ripon, Wis. • Ripon • Ohio University

2022-23 HIGHLIGHTS

- Recorded seven points and four rebounds in UVA debut vs. NCCU (11/7/22)
- Tallied 10 points, three rebounds and three assists vs. Monmouth (11/11/22)
- Scored 14 points vs. Baylor (11/18/22)
- Tallied eight points and game-high 10 rebounds vs. Illinois (11/20/22)
- Scored 10 points at Michigan (11/29/22)
- Netted 20 points (4-9 3FG) at Miami (12/20/22)
- Secured his 800th career rebound at Georgia Tech (12/31/22)
- Registered 17 points, eight rebounds and career-high three blocks vs. UNC (1/10/23)
- Netted 15 points along with team-high seven rebounds and three assists at Florida State (1/14/23)
- Recorded 10 points, seven rebounds and three assists vs. Virginia Tech (1/18/23)
- Contributed eight points and seven rebounds at Wake Forest (1/21/23)
- Recorded seven points, six rebounds and six assists at Syracuse (1/30/23)
- Scored 13 points and added four steals vs. Duke (2/11/23)
- Recorded 10 points and 11 rebounds at Louisville (2/15/23)

VANDER PLAS CAREER STATISTICS

SEASON	TEAM	GP-GS	MIN/AVG	Field Goals		3-Point		F-Throws		Rebounds				Scoring						
				FG-FGA	FG%	3FG-3FGA	3FG%	FT-FTA	FT%	OFF	DEF	TOT	AVG	PF-FO	A	TO	BLK	STL	PTS	AVG
2018-19	Ohio	31-1	718/23.2	94-231	.407	50-162	.309	29-41	.707	40	122	162	5.2	55-0	48	33	15	28	267	8.6
2019-20	Ohio	31-31	1022/33.0	183-372	.492	41-137	.299	80-135	.593	39	175	214	6.9	84-2	86	89	21	32	487	15.7
2020-21	Ohio	25-25	845/33.8	114-263	.433	51-146	.349	42-55	.764	19	126	145	5.8	60-1	94	58	15	36	321	12.8
2021-22	Ohio	35-35	1237/35.4	166-362	.459	67-198	.338	98-138	.710	40	197	237	6.8	81-3	107	63	16	62	497	14.2
2022-23	UVA	27-13	675/25.0	72-176	.409	33-105	.314	27-50	.540	23	100	123	4.6	51-0	40	18	10	20	204	7.6
TOTAL FOR UVA		27-13	675/25.0	72-176	.409	33-105	.314	27-50	.540	23	100	123	4.6	51-0	40	18	10	20	204	7.6
TOTAL		149-105	4497/30.2	629-1404	.448	242-748	.324	276-419	.659	161	720	881	5.9	331-6	375	261	77	178	1776	11.9

Single Game Highs


Statistic	Value
Points	30 vs Miami (OH) 02/15/22
Rebounds	13 at Central Mich. 02/16/19, at Western Mich. 01/04/20
Assists	10 vs Central Mich. 02/22/22
Steals	4 11 times
Blocks	3 vs North Carolina 01/10/23
FG Made	11 at Buffalo 01/14/20, vs Toledo 03/12/21
FG Attempts	20 at Buffalo 01/14/20
3FG Made	6 at Akron 03/02/19, vs Kent St. 01/07/22
3FG Attempts	11 at Bowling Green 03/01/22
FT Made	9 vs Miami (OH) 02/15/22, at NIU 03/04/22
FT Attempts	12 vs Central Mich. 03/09/20

VANDER PLAS 2022-23 GAME-BY-GAME

Opponent	Date	GS	MIN	Total		3-Pointers		Free throws		Rebounds				PF				PTS	AVG	
				FG-FGA	PCT	3FG-3FGA	PCT	FT-FTA	PCT	OFF	DEF	TOT	AVG	PF	A	TO	BLK			STL
N.C. Central	11/07/2022		22:52	2-5	.400	2-4	.500	1-2	.500	0	4	4	4.0	1	2	0	1	1	7	7.0
Monmouth	11/11/2022		19:11	3-4	.750	2-3	.667	2-3	.667	0	3	3	3.5	1	3	0	1	0	10	8.5
vs Baylor	11/18/2022		24:06	4-5	.800	2-3	.667	4-6	.667	0	2	2	3.0	1	1	1	0	1	14	10.3
vs Illinois	11/20/2022		24:10	0-3	.000	0-3	.000	8-9	.889	2	8	10	4.8	2	2	1	0	0	8	9.8
UMES	11/25/2022		19:07	1-3	.333	0-0	.000	0-1	.000	3	4	7	5.2	3	2	0	0	1	2	8.2
at Michigan	11/29/2022		24:23	4-5	.800	1-1	1.000	1-2	.500	0	0	0	4.3	1	1	1	0	0	10	8.5
Florida St.	12/03/2022		26:36	3-11	.273	1-5	.200	0-0	.000	1	3	4	4.3	2	1	0	1	0	7	8.3
James Madison	12/06/2022		25:55	1-4	.250	0-3	.000	1-2	.500	0	5	5	4.4	2	1	2	0	0	3	7.6
Houston	12/17/2022		16:59	0-7	.000	0-6	.000	0-0	.000	0	0	0	3.9	0	1	1	0	0	0	6.8
at Miami (FL)	12/20/2022		27:18	7-13	.538	4-9	.444	2-3	.667	2	2	4	3.9	3	2	1	0	0	20	8.1
UAlbany	12/28/2022	*	15:06	1-4	.250	1-4	.250	0-2	.000	1	1	2	3.7	3	1	0	1	0	3	7.6
at Georgia Tech	12/31/2022		21:04	1-3	.333	0-1	.000	1-2	.500	1	5	6	3.9	0	0	0	0	2	3	7.3
at Pittsburgh	01/03/2023		21:57	1-4	.250	0-3	.000	0-0	.000	1	0	1	3.7	2	0	0	0	2	2	6.8
Syracuse	01/07/2023		24:45	2-7	.286	2-6	.333	0-0	.000	0	4	4	3.7	1	1	2	1	1	6	6.8
North Carolina	01/10/2023		26:38	6-10	.600	3-7	.429	2-3	.667	1	7	8	4.0	2	1	0	3	2	17	7.5
at Florida St.	01/14/2023	*	34:10	6-11	.545	3-6	.500	0-0	.000	0	7	7	4.2	2	3	1	0	0	15	7.9
Virginia Tech	01/18/2023	*	29:33	4-11	.364	2-7	.286	0-0	.000	1	6	7	4.4	1	3	1	0	1	10	8.1
at Wake Forest	01/21/2023	*	28:56	3-7	.429	2-4	.500	0-0	.000	2	5	7	4.5	3	2	2	0	0	8	8.1
Boston College	01/28/2023	*	17:37	1-4	.250	0-1	.000	0-0	.000	0	3	3	4.4	1	1	1	0	0	2	7.7
at Syracuse	01/30/2023	*	32:06	3-7	.429	1-2	.500	0-0	.000	2	5	7	4.6	3	6	0	0	0	7	7.7
at Virginia Tech	02/04/2023	*	28:38	0-4	.000	0-3	.000	0-0	.000	0	5	5	4.6	1	2	0	0	1	0	7.3
NC State	02/07/2023	*	19:05	2-3	.667	0-1	.000	0-0	.000	1	2	3	4.5	2	0	0	0	0	4	7.2
Duke	02/11/2023	*	30:24	4-7	.571	0-2	.000	5-11	.455	0	4	4	4.5	4	2	1	1	4	13	7.4
at Louisville	02/15/2023	*	35:03	4-11	.364	2-8	.250	0-1	.000	3	8	11	4.8	2	0	1	0	1	10	7.5
Notre Dame	02/18/2023	*	28:35	3-8	.375	2-6	.333	0-0	.000	0	4	4	4.7	3	1	1	1	1	8	7.6
at Boston College	02/22/2023	*	29:57	3-7	.429	1-3	.333	0-1	.000	1	2	3	4.7	2	1	1	0	0	7	7.5
at North Carolina	02/25/2023	*	20:59	3-8	.375	2-4	.500	0-2	.000	1	1	2	4.6	3	0	0	0	2	8	7.6
Totals		13	675:10	72-176	.409	33-105	.314	27-50	.540	23	100	123	4.6	51	40	18	10	20	204	7.6

Player Averages

Games Played	Minutes/game	Points/game	FG Pct	3FG Pct	FT Pct	Rebounds/game	Assists/game	Turnovers/game	Assist/Turnover ratio	Steals/game	Blocks/game
27	25.0	7.6	40.9	31.4	54.0	4.6	1.5	0.7	2.2	0.7	0.4



10 TAINÉ MURRAY

Sophomore • Guard • 6-5 • 205
Auckland, N.Z. • Rosmini College

2022-23 HIGHLIGHTS

- Netted seven points in 16 minutes vs. Monmouth (11/11/22)
- Played 12 minutes vs. UMES (11/25/22)
- Played three minutes vs. JMU (12/6/22)
- Scored two points in nine minutes of action at Miami (12/20/22)
- Played four minutes at Georgia Tech (12/31/22)

MURRAY CAREER STATISTICS

SEASON	TEAM	GP-GS	MIN/AVG	Field Goals		3-Point		F-Throws		Rebounds				Scoring						
				FG-FGA	FG%	3FG-3FGA	3FG%	FT-FTA	FT%	OFF	DEF	TOT	AVG	PF	FO	A	TO	BLK	STL	PTS
2021-22	UVa	19-0	143/7.5	13-33	.394	8-23	.348	4-8	.500	6	11	17	0.9	14-0	2	4	1	2	38	2.0
2022-23	UVa	8-0	63/7.8	4-14	.286	1-10	.100	3-4	.750	0	9	9	1.1	5-0	3	2	2	0	12	1.5
TOTAL		27-0	206/7.6	17-47	.362	9-33	.273	7-12	.583	6	20	26	1.0	19-0	5	6	3	2	50	1.9

Single Game Highs

Statistic	Value
Points	14 vs Iowa 11/29/21
Rebounds	4 vs UMES 11/25/22
Assists	1 5 times
Steals	1 vs Radford 11/12/21, at NC State 01/22/22
Blocks	1 vs Pittsburgh 12/03/21, vs Monmouth 11/11/22, vs James Madison 12/06/22
FG Made	5 vs Iowa 11/29/21
FG Attempts	7 vs Iowa 11/29/21
3FG Made	4 vs Iowa 11/29/21
3FG Attempts	6 vs Iowa 11/29/21
FT Made	2 at Clemson 01/04/22, vs UAlbany 12/28/22
FT Attempts	2 5 times

MURRAY 2022-23 GAME-BY-GAME

Opponent	Date	GS	MIN	Total		3-Pointers		Free throws		Rebounds				Other						
				FG-FGA	PCT	3FG-3FGA	PCT	FT-FTA	PCT	OFF	DEF	TOT	AVG	PF	A	TO	BLK	STL	PTS	AVG
N.C. Central	11/07/2022		02:13	0-0	.000	0-0	.000	0-0	.000	0	1	1	1.0	0	0	0	0	0	0	0.0
Monmouth	11/11/2022		16:04	3-6	.500	1-3	.333	0-0	.000	0	0	0	0.5	2	1	0	1	0	7	3.5
UMES	11/25/2022		12:04	0-3	.000	0-3	.000	1-2	.500	0	4	4	1.7	2	1	0	0	0	1	2.7
James Madison	12/06/2022		03:09	0-0	.000	0-0	.000	0-0	.000	0	0	0	1.3	0	1	0	1	0	0	2.0
at Miami (FL)	12/20/2022		08:54	1-1	1.000	0-0	.000	0-0	.000	0	1	1	1.2	1	0	1	0	0	2	2.0
UAlbany	12/28/2022		13:15	0-2	.000	0-2	.000	2-2	1.000	0	3	3	1.5	0	0	0	0	0	2	2.0
at Georgia Tech	12/31/2022		04:09	0-1	.000	0-1	.000	0-0	.000	0	0	0	1.3	0	0	0	0	0	0	1.7
Boston College	01/28/2023		02:54	0-1	.000	0-1	.000	0-0	.000	0	0	0	1.1	0	0	1	0	0	0	1.5
Totals		0	62:42	4-14	.286	1-10	.100	3-4	.750	0	9	9	1.1	5	3	2	2	0	12	1.5

Player Averages

Games Played	Minutes/game	Points/game	FG Pct	3FG Pct	FT Pct	Rebounds/game	Assists/game	Turnovers/game	Assist/Turnover ratio	Steals/game	Blocks/game
8	7.8	1.5	28.6	10.0	75.0	1.1	0.4	0.3	1.5	0.0	0.3



11 ISAAC MCKNEELY

Freshman • Guard • 6-4 • 179
Poca, W.Va. • Poca

2022-23 HIGHLIGHTS

- Scored three points in collegiate debut vs. NCCU (11/7/22)
- Game-high 15 points (4 of 6 3FG) vs. Monmouth (11/11/22)
- Tallied six points and three rebounds vs. UMES (11/25/22)
- Scored four points vs. JMU (12/6/22)
- Netted nine points (2 of 5 3FG) vs. Houston (12/17/22)
- Scored nine points (3 of 5 3FG) along with four rebounds at Georgia Tech (12/31/22)
- Drilled a pair of 3-pointers at Pitt (1/3/23)
- Scored 12 points on four 3-pointers vs. Syracuse (1/7/23)
- Scored 11 points (3-4 3FG) vs. UNC (1/10/23)
- Tallied seven points vs. Virginia Tech (1/18/23)
- Scored 11 points (3-6 3FG) at Wake Forest (1/21/23)
- Recorded 12 points and four rebounds vs. Boston College (1/28/23)
- Scored six points along with four rebounds at Syracuse (1/30/23)
- Scored eight points (2-2 3FG) at Virginia Tech (2/4/23)
- Netted eight points (2-5 3FG) vs. NC State (2/7/23)
- Scored six points (2-3 3FG) at Louisville (2/15/23)

MCKNEELY CAREER STATISTICS

SEASON	TEAM	GP-GS	MIN	Field Goals		3-Point		F-Throws		Rebounds				Scoring						
				FG-FGA	FG%	3FG-3FGA	3FG%	FT-FTA	FT%	OFF	DEF	TOT	AVG	PF-FO	A	TO	BLK	STL	PTS	AVG
2022-23	UVa	27-1	590	59-147	.401	42-106	.396	12-17	.706	7	58	65	2.4	33-0	21	20	4	11	172	6.4
TOTAL		27-1	590/21.8	59-147	.401	42-106	.396	12-17	.706	7	58	65	2.4	33-0	21	20	4	11	172	6.4

Single Game Highs

Statistic	Value	
Points	15	vs Monmouth 11/11/22
Rebounds	6	at North Carolina 02/25/23
Assists	3	at Miami (FL) 12/20/22, at Wake Forest 01/21/23
Steals	1	11 times
Blocks	2	vs NC State 02/07/23
FG Made	5	vs Monmouth 11/11/22, vs Boston College 01/28/23
FG Attempts	9	at Miami (FL) 12/20/22
3FG Made	4	vs Monmouth 11/11/22, vs Syracuse 01/07/23
3FG Attempts	7	at Miami (FL) 12/20/22, vs Syracuse 01/07/23, at Boston College 02/22/23
FT Made	2	at Miami (FL) 12/20/22, vs Virginia Tech 01/18/23, at Wake Forest 01/21/23
FT Attempts	3	vs Monmouth 11/11/22

MCKNEELY 2022-23 GAME-BY-GAME

Opponent	Date	GS	MIN	Total		3-Pointers		Free throws		Rebounds				PF	A	TO	BLK	STL	PTS	AVG
				FG-FGA	PCT	3FG-3FGA	PCT	FT-FTA	PCT	OFF	DEF	TOT	AVG							
N.C. Central	11/07/2022		22:42	1-4	.250	1-4	.250	0-0	.000	0	1	1	1.0	1	0	1	1	0	3	3.0
Monmouth	11/11/2022		27:36	5-8	.625	4-6	.667	1-3	.333	0	2	2	1.5	0	1	0	0	0	15	9.0
vs Baylor	11/18/2022		11:13	0-1	.000	0-0	.000	0-0	.000	0	0	0	1.0	1	2	0	0	0	0	6.0
vs Illinois	11/20/2022		15:03	1-3	.333	1-2	.500	0-0	.000	0	0	0	0.8	1	0	0	0	0	3	5.3
UMES	11/25/2022		11:59	2-6	.333	2-4	.500	0-0	.000	0	3	3	1.2	2	0	1	0	0	6	5.4
at Michigan	11/29/2022		09:39	0-1	.000	0-1	.000	0-0	.000	0	0	0	1.0	1	0	1	0	0	0	4.5
Florida St.	12/03/2022		18:44	1-5	.200	1-4	.250	1-2	.500	2	3	5	1.6	0	0	2	0	1	4	4.4
James Madison	12/06/2022		25:57	1-6	.167	1-5	.200	1-2	.500	1	1	2	1.6	0	1	1	0	1	4	4.4
Houston	12/17/2022		24:46	3-6	.500	2-5	.400	1-1	1.000	0	2	2	1.7	1	0	0	0	0	9	4.9
at Miami (FL)	12/20/2022		30:43	1-9	.111	1-7	.143	2-2	1.000	0	5	5	2.0	1	3	2	0	1	5	4.9
UAlbany	12/28/2022	*	27:56	2-7	.286	0-3	.000	1-1	1.000	0	3	3	2.1	2	2	1	0	1	5	4.9
at Georgia Tech	12/31/2022		24:28	3-5	.600	3-5	.600	0-0	.000	1	3	4	2.3	2	2	3	0	0	9	5.3
at Pittsburgh	01/03/2023		22:52	2-5	.400	2-5	.400	0-0	.000	0	0	0	2.1	2	0	0	0	1	6	5.3
Syracuse	01/07/2023		22:24	4-7	.571	4-7	.571	0-0	.000	0	3	3	2.1	2	0	1	0	1	12	5.8
North Carolina	01/10/2023		21:00	4-5	.800	3-4	.750	0-0	.000	0	1	1	2.1	1	1	0	0	0	11	6.1
at Florida St.	01/14/2023		19:29	1-5	.200	1-2	.500	0-0	.000	0	0	0	1.9	0	1	0	0	1	3	5.9
Virginia Tech	01/18/2023		16:47	2-3	.667	1-2	.500	2-2	1.000	0	1	1	1.9	2	1	0	0	0	7	6.0
at Wake Forest	01/21/2023		23:01	3-8	.375	3-6	.500	2-2	1.000	0	2	2	1.9	3	3	0	1	1	11	6.3
Boston College	01/28/2023		24:29	5-8	.625	2-4	.500	0-0	.000	0	4	4	2.0	1	0	0	0	0	12	6.6
at Syracuse	01/30/2023		17:52	2-4	.500	2-4	.500	0-0	.000	0	4	4	2.1	0	0	2	0	0	6	6.6
at Virginia Tech	02/04/2023		22:22	3-4	.750	2-2	1.000	0-0	.000	0	4	4	2.2	1	0	1	0	0	8	6.6
NC State	02/07/2023		28:11	3-7	.429	2-5	.400	0-0	.000	1	3	4	2.3	1	2	0	2	1	8	6.7
Duke	02/11/2023		22:14	2-7	.286	0-3	.000	0-1	.000	0	0	0	2.2	0	0	2	0	1	4	6.6
at Louisville	02/15/2023		27:25	3-4	.750	2-3	.667	0-0	.000	0	1	1	2.1	2	2	1	0	0	8	6.6
Notre Dame	02/18/2023		20:29	1-5	.200	0-3	.000	1-1	1.000	1	3	4	2.2	1	0	0	0	0	3	6.5
at Boston College	02/22/2023		25:08	2-8	.250	2-7	.286	0-0	.000	1	3	4	2.3	2	0	1	0	1	6	6.5
at North Carolina	02/25/2023		25:13	2-6	.333	0-3	.000	0-0	.000	0	6	6	2.4	3	0	0	0	0	4	6.4
Totals		1	589:42	59-147	.401	42-106	.396	12-17	.706	7	58	65	2.4	33	21	20	4	11	172	6.4

Player Averages

Games Played	Minutes/game	Points/game	FG Pct	3FG Pct	FT Pct	Rebounds/game	Assists/game	Turnovers/game	Assist/Turnover ratio	Steals/game	Blocks/game
27	21.8	6.4	40.1	39.6	70.6	2.4	0.8	0.7	1.1	0.4	0.1



12 CHASE COLEMAN

Senior • Guard • 5-10 • 165
Norfolk, Va. • Maury

2022-23 HIGHLIGHTS

- Dished two assists in nine minutes vs. Monmouth (11/11/22)
- Scored three points in five minutes of action vs. UMES (11/25/22)
- Played five minutes vs. UAlbany (12/28/22)
- Made 1 of 2 free throws in three minutes at Georgia Tech (12/31/22)
- Saw action vs. Boston College (1/28/23)

COLEMAN CAREER STATISTICS

SEASON	TEAM	GP	GS	MIN	Field Goals		3-Point		F-Throws		Rebounds				Scoring						
					FG-FGA	FG%	3FG-3FGA	3FG%	FT-FTA	FT%	OFF	DEF	TOT	AVG	PF	FO	A	TO	BLK	STL	PTS
2019-20	UVa	17	0	87	5	.278	2	.250	0	.000	0	8	8	0.5	9	4	7	0	5	12	0.7
2020-21	UVa	5	0	7	1	1.000	0	.000	0	.000	0	1	1	0.2	1	0	0	0	0	2	0.4
2021-22	UVa	4	0	7	1	.500	0	.000	0	.000	0	0	0	0.0	0	0	2	0	1	2	0.5
2022-23	UVa	5	0	24	1	.167	1	.250	1	.333	0	0	0	0.0	3	0	4	2	0	4	0.8
TOTAL		31	0	125	8	.296	3	.231	1	.333	0	9	9	0.3	13	0	11	0	6	20	0.6

Single Game Highs

Statistic	Value
Points	3 vs Virginia Tech 01/04/20, vs Arizona St. 11/24/19, vs UMES 11/25/22
Rebounds	2 vs Massachusetts 11/23/19
Assists	2 vs Monmouth 11/11/22
Steals	1 6 times
FG Made	1 8 times
FG Attempts	3 vs James Madison 11/10/19, vs Arizona St. 11/24/19
3FG Made	1 vs Virginia Tech 01/04/20, vs Arizona St. 11/24/19, vs UMES 11/25/22
3FG Attempts	2 at Boston College 01/07/20, vs Arizona St. 11/24/19
FT Made	1 at Georgia Tech 12/31/22
FT Attempts	2 at Georgia Tech 12/31/22

COLEMAN 2022-23 GAME-BY-GAME

Opponent	Date	GS	MIN	Total		3-Pointers		Free throws		Rebounds				Other							
				FG-FGA	PCT	3FG-3FGA	PCT	FT-FTA	PCT	OFF	DEF	TOT	AVG	PF	A	TO	BLK	STL	PTS	AVG	
Monmouth	11/11/2022		08:30	0-1	.000	0-1	.000	0-1	.000	0	0	0	0.0	1	2	1	0	0	0	0	0.0
UMES	11/25/2022		04:42	1-2	.500	1-1	1.000	0-0	.000	0	0	0	0.0	0	1	1	0	0	3	1.5	
UAlbany	12/28/2022		05:10	0-2	.000	0-1	.000	0-0	.000	0	0	0	0.0	0	1	0	0	0	0	1.0	
at Georgia Tech	12/31/2022		02:34	0-0	.000	0-0	.000	1-2	.500	0	0	0	0.0	1	0	0	0	0	1	1.0	
Boston College	01/28/2023		02:54	0-1	.000	0-1	.000	0-0	.000	0	0	0	0.0	1	0	0	0	0	0	0.8	
Totals		0	23:50	1-6	.167	1-4	.250	1-3	.333	0	0	0	0.0	3	4	2	0	0	4	0.8	

Player Averages

Games Played	Minutes/game	Points/game	FG Pct	3FG Pct	FT Pct	Rebounds/game	Assists/game	Turnovers/game	Assist/Turnover ratio	Steals/game	Blocks/game
5	4.8	0.8	16.7	25.0	33.3	0.0	0.8	0.4	2.0	0.0	0.0



13 RYAN DUNN

Freshman • Guard • 6-8 • 208
Freeport, N.Y. • Perkiomen School

2022-23 HIGHLIGHTS

- Tallied 13 points, six rebounds, three blocks and two steals in collegiate debut vs. Monmouth (11/11/22)
- Played 12 minutes vs. UMES (11/25/22)
- Scored four points (4 of 4 FT) and had five rebounds in 15 minutes vs. FSU (12/3/22)
- Recorded four points, five rebounds and three blocks in 18 minutes vs. JMU (12/6/22)
- Registered two points, three rebounds and one block at Georgia Tech (12/31/22)
- Tallied nine points, four rebounds and three blocks at Florida State (1/14/23)
- Recorded three points, three rebounds and three blocks vs. Virginia Tech (1/18/23)
- Tallied career highs in rebounds (8) and minutes (30) at Wake Forest (1/21/28)
- Chipped in six points, four rebounds, two steals and one block vs. Boston College (1/28/23)
- Blocked two shots at Virginia Tech (2/4/23)
- Registered four rebounds and two blocks at Boston College (2/22/23)

DUNN CAREER STATISTICS

SEASON	TEAM	GP-GS	MIN/AVG	Field Goals		3-Point		F-Throws		Rebounds				Scoring						
				FG-FGA	FG%	3FG-3FGA	3FG%	FT-FTA	FT%	OFF	DEF	TOT	AVG	PF-FO	A	TO	BLK	STL	PTS	AVG
2022-23	Uva	25-0	301/12.0	23-47	.489	4-14	.286	7-14	.500	14	53	67	2.7	27-0	7	12	25	10	57	2.3
TOTAL		25-0	301/12.0	23-47	.489	4-14	.286	7-14	.500	14	53	67	2.7	27-0	7	12	25	10	57	2.3

Single Game Highs

Statistic	Value	
Points	13	vs Monmouth 11/11/22
Rebounds	8	at Wake Forest 01/21/23
Assists	2	vs Monmouth 11/11/22
Steals	2	4 times
Blocks	3	4 times
FG Made	5	vs Monmouth 11/11/22
FG Attempts	7	at Florida St. 01/14/23
3FG Made	1	4 times
3FG Attempts	3	vs Virginia Tech 01/18/23
FT Made	4	vs Florida St. 12/03/22
FT Attempts	4	vs Monmouth 11/11/22, vs Florida St. 12/03/22

DUNN 2022-23 GAME-BY-GAME

Opponent	Date	GS	MIN	Total		3-Pointers		Free throws		Rebounds				PF	A	TO	BLK	STL	PTS	AVG
				FG-FGA	PCT	3FG-3FGA	PCT	FT-FTA	PCT	OFF	DEF	TOT	AVG							
Monmouth	11/11/2022		26:42	5-6	.833	1-1	1.000	2-4	.500	1	5	6	6.0	3	2	0	3	2	13	13.0
vs Baylor	11/18/2022		06:34	1-2	.500	1-1	1.000	0-1	.000	0	0	0	3.0	1	0	0	0	0	3	8.0
vs Illinois	11/20/2022		03:22	0-0	.000	0-0	.000	0-0	.000	0	1	1	2.3	0	0	0	0	0	0	5.3
UMES	11/25/2022		11:43	0-2	.000	0-1	.000	0-0	.000	0	0	0	1.8	0	0	1	1	0	0	4.0
at Michigan	11/29/2022		04:34	0-0	.000	0-0	.000	0-0	.000	0	1	1	1.6	0	0	0	0	0	0	3.2
Florida St.	12/03/2022		15:05	0-0	.000	0-0	.000	4-4	1.000	0	5	5	2.2	3	0	0	1	0	4	3.3
James Madison	12/06/2022		18:40	2-5	.400	0-2	.000	0-0	.000	0	5	5	2.6	3	0	0	3	0	4	3.4
Houston	12/17/2022		03:08	0-0	.000	0-0	.000	0-0	.000	0	1	1	2.4	0	0	0	0	0	0	3.0
at Miami (FL)	12/20/2022		16:28	0-2	.000	0-0	.000	0-0	.000	1	1	2	2.3	1	0	0	1	0	0	2.7
UAlbany	12/28/2022		18:02	1-2	.500	0-1	.000	0-0	.000	0	3	3	2.4	1	0	2	1	0	2	2.6
at Georgia Tech	12/31/2022		11:44	1-1	1.000	0-0	.000	0-0	.000	1	2	3	2.5	0	1	1	1	0	2	2.5
at Pittsburgh	01/03/2023		04:55	0-1	.000	0-0	.000	0-0	.000	1	1	2	2.4	2	0	1	0	0	0	2.3
North Carolina	01/10/2023		01:27	0-0	.000	0-0	.000	0-0	.000	0	2	2	2.4	0	0	0	0	0	0	2.2
at Florida St.	01/14/2023		16:57	4-7	.571	1-2	.500	0-0	.000	3	1	4	2.5	2	0	0	3	0	9	2.6
Virginia Tech	01/18/2023		24:24	1-4	.250	0-3	.000	1-1	1.000	1	2	3	2.5	1	1	1	3	2	3	2.7
at Wake Forest	01/21/2023		30:11	2-3	.667	1-2	.500	0-0	.000	2	6	8	2.9	4	1	2	1	0	5	2.8
Boston College	01/28/2023		15:45	3-3	1.000	0-0	.000	0-0	.000	1	3	4	2.9	1	1	1	1	2	6	3.0
at Syracuse	01/30/2023		08:28	1-4	.250	0-0	.000	0-0	.000	1	1	2	2.9	2	0	1	0	0	2	2.9
at Virginia Tech	02/04/2023		10:05	1-1	1.000	0-0	.000	0-0	.000	0	2	2	2.8	0	0	0	2	1	2	2.9
NC State	02/07/2023		02:12	0-0	.000	0-0	.000	0-0	.000	0	0	0	2.7	0	0	1	0	0	0	2.8
Duke	02/11/2023		15:52	1-1	1.000	0-0	.000	0-0	.000	0	3	3	2.7	0	0	1	1	0	2	2.7
at Louisville	02/15/2023		06:04	0-0	.000	0-0	.000	0-2	.000	1	2	3	2.7	2	1	0	0	0	0	2.6
Notre Dame	02/18/2023		10:03	0-1	.000	0-1	.000	0-0	.000	0	1	1	2.7	1	0	0	0	2	0	2.5
at Boston College	02/22/2023		08:10	0-0	.000	0-0	.000	0-2	.000	0	4	4	2.7	0	0	0	2	0	0	2.4
at North Carolina	02/25/2023		09:60	0-2	.000	0-0	.000	0-0	.000	1	1	2	2.7	0	0	0	1	1	0	2.3
Totals		0	300:35	23-47	.489	4-14	.286	7-14	.500	14	53	67	2.7	27	7	12	25	10	57	2.3

Player Averages

Games Played	Minutes/game	Points/game	FG Pct	3FG Pct	FT Pct	Rebounds/game	Assists/game	Turnovers/game	Assist/Turnover ratio	Steals/game	Blocks/game
25	12.0	2.3	48.9	28.6	50.0	2.7	0.3	0.5	0.6	0.4	1.0



21 KADIN SHEDRICK

RS Junior • Forward • 6-11 • 231
Holly Springs, N.C. • Holly Springs

2022-23 HIGHLIGHTS

- Tallied 10 points, seven rebounds, two steals and two blocks vs. NCCU (11/7/22)
- Scored nine points along with a game-high seven rebounds vs. Monmouth (11/11/22)
- Registered 17 points and two blocks vs. Baylor (11/18/22)
- Recorded 13 points (4-4 FG, 5-5 FT), three steals and two blocks vs. UMES (11/25/22)
- Tallied 12 points (5-6 FG) and two steals at Michigan (11/29/22)
- Blocked four shots vs. FSU (12/3/22) and JMU (12/6/22)
- Scored team-high 16 points vs. Houston (12/17/22)
- Netted eight points and six rebounds vs. UAlbany (12/28/22)
- Had 11 points, four rebounds and two blocks at Georgia Tech (12/31/22)
- Reached double figures with 10 points at Pitt (1/3/23)
- Posted 10 points, seven rebounds, four blocks and three steals vs. Syracuse (1/7/23)
- Recorded 10 points and six rebounds vs. NC State (2/7/23)

SHEDRICK CAREER STATISTICS

SEASON TEAM	GP-GS	MIN/AVG	Field Goals			3-Point		F-Throws		Rebounds				Scoring					
			FG-FGA	FG%	3FG-3FGA	3FG%	FT-FTA	FT%	OFF	DEF	TOT	AVG	PF-FO	A	TO	BLK	STL	PTS	AVG
2020-21 UVa	11-0	87/7.9	11-21	.524	0-1	.000	6-9	.667	12	12	24	2.2	14-0	3	6	4	2	28	2.5
2021-22 UVa	35-19	727/20.8	91-142	.641	0-1	.000	61-86	.709	55	123	178	5.1	97-2	8	31	67	20	243	6.9
2022-23 UVa	26-14	442/17.0	55-83	.663	1-4	.250	44-56	.786	28	59	87	3.3	62-2	16	18	32	23	155	6.0
TOTAL	72-33	1256/17.4	157-246	.638	1-6	.167	111-151	.735	95	194	289	4.0	173-4	27	55	103	45	426	5.9

Single Game Highs

Statistic	Value	
Points	20	at Louisville 03/05/22
Rebounds	13	at Miami (FL) 02/19/22
Assists	2	4 times
Steals	3	4 times
Blocks	6	vs Clemson 12/22/21
FG Made	8	at Duke 02/07/22, at Louisville 03/05/22
FG Attempts	9	at Louisville 03/05/22
3FG Made	1	at Michigan 11/29/22
3FG Attempts	1	6 times
FT Made	10	vs Radford 11/12/21
FT Attempts	10	vs Radford 11/12/21

SHEDRICK 2022-23 GAME-BY-GAME

Opponent	Date	GS	MIN	Total		3-Pointers		Free throws		Rebounds				PF	A	TO	BLK	STL	PTS	AVG	
				FG-FGA	PCT	3FG-3FGA	PCT	FT-FTA	PCT	OFF	DEF	TOT	AVG								
N.C. Central	11/07/2022	*	27:15	3-6	.500	0-1	.000	4-4	1.000	2	5	7	7.0	3	2	0	2	2	10	10.0	
Monmouth	11/11/2022	*	20:54	2-4	.500	0-0	.000	5-6	.833	2	5	7	7.0	2	0	1	1	3	9	9.5	
vs Baylor	11/18/2022	*	32:16	6-6	1.000	0-0	.000	5-7	.714	0	3	3	5.7	5	1	2	2	2	17	12.0	
vs Illinois	11/20/2022	*	19:21	2-3	.667	0-0	.000	3-4	.750	1	5	6	5.8	2	1	2	1	0	7	10.8	
UMES	11/25/2022	*	17:01	4-4	1.000	0-0	.000	5-5	1.000	3	0	3	5.2	0	1	1	2	3	13	11.2	
at Michigan	11/29/2022	*	22:14	5-6	.833	1-1	1.000	1-3	.333	0	1	1	4.5	5	0	0	0	2	12	11.3	
Florida St.	12/03/2022	*	23:50	1-3	.333	0-0	.000	1-2	.500	2	4	6	4.7	4	0	0	4	0	3	10.1	
James Madison	12/06/2022	*	24:59	1-3	.333	0-1	.000	0-0	.000	0	5	5	4.8	2	1	1	4	1	2	9.1	
Houston	12/17/2022	*	28:49	7-8	.875	0-0	.000	2-2	1.000	2	1	3	4.6	3	1	1	1	0	16	9.9	
at Miami (FL)	12/20/2022	*	10:43	1-2	.500	0-0	.000	0-0	.000	0	1	1	4.2	2	0	1	1	0	2	9.1	
UAlbany	12/28/2022		22:00	3-6	.500	0-0	.000	2-2	1.000	1	5	6	4.4	1	1	0	1	1	8	9.0	
at Georgia Tech	12/31/2022	*	16:53	3-4	.750	0-0	.000	5-5	1.000	2	2	4	4.3	4	1	1	2	1	11	9.2	
at Pittsburgh	01/03/2023	*	26:36	4-5	.800	0-0	.000	2-2	1.000	2	2	4	4.3	3	2	3	1	0	10	9.2	
Syracuse	01/07/2023	*	23:29	4-6	.667	0-0	.000	3-4	.750	3	4	7	4.5	4	0	1	4	3	11	9.4	
North Carolina	01/10/2023	*	17:51	1-2	.500	0-0	.000	0-0	.000	2	0	2	4.3	2	0	1	1	0	2	8.9	
at Florida St.	01/14/2023		05:10	0-0	.000	0-0	.000	0-0	.000	0	1	1	4.1	1	0	0	0	1	0	8.3	
Virginia Tech	01/18/2023		04:20	0-0	.000	0-0	.000	0-0	.000	0	1	1	3.9	0	0	0	0	1	0	7.8	
at Wake Forest	01/21/2023		02:56	0-0	.000	0-0	.000	0-0	.000	0	0	0	3.7	0	1	0	0	0	0	7.4	
Boston College	01/28/2023		14:42	1-2	.500	0-1	.000	0-0	.000	1	1	2	3.6	4	1	0	1	1	2	7.1	
at Syracuse	01/30/2023		10:58	2-2	1.000	0-0	.000	0-0	.000	0	1	1	3.5	3	0	0	0	1	4	7.0	
NC State	02/07/2023		26:30	3-5	.600	0-0	.000	4-6	.667	0	6	6	3.6	3	0	0	1	0	10	7.1	
Duke	02/11/2023		07:11	0-0	.000	0-0	.000	1-2	.500	1	0	1	3.5	4	1	1	1	0	1	6.8	
at Louisville	02/15/2023		08:17	1-2	.500	0-0	.000	0-0	.000	0	2	2	3.4	0	1	0	1	0	2	6.6	
Notre Dame	02/18/2023		10:04	0-0	.000	0-0	.000	0-0	.000	1	2	3	3.4	3	0	0	0	1	0	6.3	
at Boston College	02/22/2023		10:40	1-3	.333	0-0	.000	0-0	.000	3	2	5	3.5	1	0	1	1	0	2	6.2	
at North Carolina	02/25/2023		07:05	0-1	.000	0-0	.000	1-2	.500	0	0	0	3.3	1	1	1	0	0	1	6.0	
Totals			14	442:04	55-83	.663	1-4	.250	44-56	.786	28	59	87	3.3	62	16	18	32	23	155	6.0

Player Averages

Games Played	Minutes/game	Points/game	FG Pct	3FG Pct	FT Pct	Rebounds/game	Assists/game	Turnovers/game	Assist/Turnover ratio	Steals/game	Blocks/game
26	17.0	6.0	66.3	25.0	78.6	3.3	0.6	0.7	0.9	0.9	1.2



22 FRANCISCO CAFFARO

RS Senior • Center • 7-1 • 254
 Santa Fe, Argentina • NBA Global Academy

2022-23 HIGHLIGHTS

- Tallied 10 points and four rebounds vs. NCCU (11/7/22)
- Missed Monmouth game due to participation with Argentina National Team at World Cup qualifier in the Dominican Republic on Nov. 10
- Scored nine points along with six rebounds for Argentina in a World Cup qualifier vs. the Dominican Republic on Nov. 10
- Recorded four points and two rebounds at Miami (12/20/22)
- Missed the Pitt game (1/3/23) with a foot injury

CAFFARO CAREER STATISTICS

SEASON TEAM	GP-GS	MIN/AVG	Field Goals		3-Point		F-Throws		Rebounds				Scoring						
			FG-FGA	FG%	3FG-3FGA	3FG%	FT-FTA	FT%	OFF	DEF	TOT	AVG	PF-FO	A	TO	BLK	STL	PTS	AVG
2019-20 UVa	20-2	150/7.5	9-17	.529	0-0	.000	10-15	.667	10	14	24	1.2	24-0	0	9	5	2	28	1.4
2020-21 UVa	17-0	117/6.9	6-12	.500	0-0	.000	8-10	.800	9	12	21	1.2	16-0	2	7	1	0	20	1.2
2021-22 UVa	35-16	620/17.7	55-105	.524	0-0	.000	41-68	.603	55	107	162	4.6	79-3	8	32	11	7	151	4.3
2022-23 UVa	15-0	111/7.4	9-13	.692	0-0	.000	6-12	.500	10	15	25	1.7	20-0	1	6	1	0	24	1.6
TOTAL	87-18	998/11.5	79-147	.537	0-0	.000	65-105	.619	84	148	232	2.7	139-3	11	54	18	9	223	2.6

Single Game Highs

Statistic	Value	
Points	16	vs Virginia Tech 01/12/22
Rebounds	12	at Notre Dame 01/29/22
Assists	1	11 times
Steals	2	at Notre Dame 01/29/22
Blocks	2	vs Fairleigh Dickinson 12/18/21, vs Florida St. 02/26/22
FG Made	5	vs Virginia Tech 01/12/22, at Notre Dame 01/29/22
FG Attempts	9	vs Wake Forest 01/15/22, at Notre Dame 01/29/22
FT Made	6	vs Virginia Tech 01/12/22
FT Attempts	10	vs Virginia Tech 01/12/22

CAFFARO 2022-23 GAME-BY-GAME

Opponent	Date	GS	MIN	Total		3-Pointers		Free throws		Rebounds				PF	A	TO	BLK	STL	PTS	AVG
				FG-FGA	PCT	3FG-3FGA	PCT	FT-FTA	PCT	OFF	DEF	TOT	AVG							
N.C. Central	11/07/2022		10:12	3-3	1.000	0-0	.000	4-5	.800	1	3	4	4.0	2	1	0	0	0	10	10.0
vs Baylor	11/18/2022		06:18	1-1	1.000	0-0	.000	0-0	.000	2	0	2	3.0	2	0	0	0	0	2	6.0
vs Illinois	11/20/2022		09:43	1-1	1.000	0-0	.000	0-0	.000	1	1	2	2.7	2	0	1	1	0	2	4.7
UMES	11/25/2022		11:53	1-1	1.000	0-0	.000	0-0	.000	1	1	2	2.5	1	0	1	0	0	2	4.0
at Michigan	11/29/2022		03:57	0-1	.000	0-0	.000	0-0	.000	0	0	0	2.0	3	0	1	0	0	0	3.2
Florida St.	12/03/2022		03:48	0-0	.000	0-0	.000	0-0	.000	1	1	2	2.0	0	0	0	0	0	0	2.7
at Miami (FL)	12/20/2022		07:53	1-1	1.000	0-0	.000	2-2	1.000	1	1	2	2.0	2	0	1	0	0	4	2.9
UAlbany	12/28/2022		13:27	1-1	1.000	0-0	.000	0-5	.000	0	2	2	2.0	1	0	1	0	0	2	2.8
at Georgia Tech	12/31/2022		05:46	0-1	.000	0-0	.000	0-0	.000	0	0	0	1.8	1	0	0	0	0	0	2.4
Syracuse	01/07/2023		04:52	0-1	.000	0-0	.000	0-0	.000	0	2	2	1.8	1	0	1	0	0	0	2.2
North Carolina	01/10/2023		05:18	0-0	.000	0-0	.000	0-0	.000	1	2	3	1.9	2	0	0	0	0	0	2.0
at Wake Forest	01/21/2023		04:27	1-1	1.000	0-0	.000	0-0	.000	1	0	1	1.8	0	0	0	0	0	2	2.0
Boston College	01/28/2023		07:19	0-0	.000	0-0	.000	0-0	.000	0	1	1	1.8	0	0	0	0	0	0	1.8
at Virginia Tech	02/04/2023		05:19	0-1	.000	0-0	.000	0-0	.000	1	0	1	1.7	1	0	0	0	0	0	1.7
Duke	02/11/2023		11:01	0-0	.000	0-0	.000	0-0	.000	0	1	1	1.7	2	0	0	0	0	0	1.6
Totals		0	111:13	9-13	.692	0-0	.000	6-12	.500	10	15	25	1.7	20	1	6	1	0	24	1.6

Player Averages

Games Played	Minutes/game	Points/game	FG Pct	3FG Pct	FT Pct	Rebounds/game	Assists/game	Turnovers/game	Assist/Turnover ratio	Steals/game	Blocks/game
15	7.4	1.6	69.2	0.0	50.0	1.7	0.1	0.4	0.2	0.0	0.1



24 TRISTAN HOW

Junior • Forward • 6-7 • 202
Virginia Beach, Va. • Norfolk Collegiate

2022-23 HIGHLIGHTS

- Scored three points along with three rebounds in collegiate debut vs. Monmouth (11/11/22)
- Totaled three rebounds in three minutes at Georgia Tech (12/31/22)
- Saw action vs. Boston College (1/28/23)

HOW CAREER STATISTICS

SEASON	TEAM	GP-GS	MIN/AVG	Field Goals		3-Point		F-Throws		Rebounds				Scoring							
				FG-FGA	FG%	3FG-3FGA	3FG%	FT-FTA	FT%	OFF	DEF	TOT	AVG	PF	FO	A	TO	BLK	STL	PTS	AVG
2022-23	UVa	3-0	9/3.1	1-4	.250	0-0	.000	1-4	.250	3	4	7	2.3	2-0	0	0	0	0	0	3	1.0
TOTAL		3-0	9/3.1	1-4	.250	0-0	.000	1-4	.250	3	4	7	2.3	2-0	0	0	0	0	0	3	1.0

Single Game Highs

Statistic	Value
Points	3 vs Monmouth 11/11/22
Rebounds	3 vs Monmouth 11/11/22, at Georgia Tech 12/31/22
FG Made	1 vs Monmouth 11/11/22
FG Attempts	3 at Georgia Tech 12/31/22
FT Made	1 vs Monmouth 11/11/22
FT Attempts	2 vs Monmouth 11/11/22, at Georgia Tech 12/31/22

HOW 2022-23 GAME-BY-GAME

Opponent	Date	GS	MIN	Total		3-Pointers		Free throws		Rebounds				PF	A	TO	BLK	STL	PTS	AVG
				FG-FGA	PCT	3FG-3FGA	PCT	FT-FTA	PCT	OFF	DEF	TOT	AVG							
Monmouth	11/11/2022		05:02	1-1	1.000	0-0	.000	1-2	.500	1	2	3	3.0	1	0	0	0	0	3	3.0
at Georgia Tech	12/31/2022		02:34	0-3	.000	0-0	.000	0-2	.000	2	1	3	3.0	1	0	0	0	0	0	1.5
Boston College	01/28/2023		01:39	0-0	.000	0-0	.000	0-0	.000	0	1	1	2.3	0	0	0	0	0	0	1.0
Totals		0	09:15	1-4	.250	0-0	.000	1-4	.250	3	4	7	2.3	2	0	0	0	0	3	1.0

Player Averages

Games Played	Minutes/game	Points/game	FG Pct	3FG Pct	FT Pct	Rebounds/game	Assists/game	Turnovers/game	Assist/Turnover ratio	Steals/game	Blocks/game
3	3.1	1.0	25.0	0.0	25.0	2.3	0.0	0.0	0.0	0.0	0.0



2022-23 Virginia Men's Basketball Combined Team Statistics All games

Game Records

Record	Overall	Home	Away	Neutral
ALL GAMES	21-6	13-1	6-5	2-0
CONFERENCE	13-5	8-0	5-5	0-0
NON-CONFERENCE	8-1	5-1	1-0	2-0

Score by Periods

Team	1st	2nd	OT	TOT
Virginia	857	970	11	1838
Opponents	767	866	4	1637

Team Box Score

No.	Player	Total			3-Point			F-Throw		Rebounds				PF	DQ	A	TO	BLK	STL	PTS	AVG	
		GP-GS	MIN	AVG	FG-FGA	FG%	3FG-3FGA	3FG%	FT-FTA	FT%	OFF	DEF	TOT									AVG
4	FRANKLIN, Armaan	27-27	806:48	29.9	116-277	.419	54-139	.388	50-70	.714	16	97	113	4.2	38	0	35	22	10	25	336	12.4
1	GARDNER, Jayden	27-27	680:39	25.2	126-245	.514	0-2	.000	61-91	.670	56	90	146	5.4	50	0	18	29	13	25	313	11.6
0	CLARK, Kihei	27-27	898:01	33.3	99-231	.429	33-82	.402	80-107	.748	12	59	71	2.6	45	0	154	54	3	30	311	11.5
2	BEEKMAN, Reece	26-26	825:01	31.7	83-207	.401	24-65	.369	57-72	.792	15	67	82	3.2	46	0	128	39	13	39	247	9.5
5	VANDER PLAS, Ben	27-13	675:10	25.0	72-176	.409	33-105	.314	27-50	.540	23	100	123	4.6	51	0	40	18	10	20	204	7.6
11	MCKNEELY, Isaac	27-1	589:42	21.8	59-147	.401	42-106	.396	12-17	.706	7	58	65	2.4	33	0	21	20	4	11	172	6.4
21	SHEDRICK, Kadin	26-14	442:04	17.0	55-83	.663	1-4	.250	44-56	.786	28	59	87	3.3	62	2	16	18	32	23	155	6.0
13	DUNN, Ryan	25-0	300:35	12.0	23-47	.489	4-14	.286	7-14	.500	14	53	67	2.7	27	0	7	12	25	10	57	2.3
22	CAFFARO, Francisco	15-0	111:13	7.4	9-13	.692	0-0	.000	6-12	.500	10	15	25	1.7	20	0	1	6	1	0	24	1.6
10	MURRAY, Taine	8-0	62:42	7.8	4-14	.286	1-10	.100	3-4	.750	0	9	9	1.1	5	0	3	2	2	0	12	1.5
24	HOW, Tristan	3-0	09:15	3.1	1-4	.250	0-0	.000	1-4	.250	3	4	7	2.3	2	0	0	0	0	0	3	1.0
12	COLEMAN, Chase	5-0	23:50	4.8	1-6	.167	1-4	.250	1-3	.333	0	0	0	0.0	3	0	4	2	0	0	4	0.8
Team											38	33	71				13					
Total		27	5425		648-1450	.447	193-531	.363	349-500	.698	222	644	866	32.1	382	2	427	235	113	183	1838	68.1
Opponents		27	5425		590-1409	.419	194-559	.347	263-352	.747	212	653	865	32.0	443	11	315	337	104	128	1637	60.6

Team Statistics

	UVA	OPP
Scoring	1838	1637
Points per game	68.1	60.6
Scoring margin	+7.4	-
Field goals-att	648-1450	590-1409
Field goal pct	.447	.419
3 point fg-att	193-531	194-559
3-point FG pct	.363	.347
3-pt FG made per game	7.1	7.2
Free throws-att	349-500	263-352
Free throw pct	.698	.747
F-Throws made per game	12.9	9.7
Rebounds	866	865
Rebounds per game	32.1	32.0
Rebounding margin	+0.0	-
Assists	427	315
Assists per game	15.8	11.7
Turnovers	235	337
Turnovers per game	8.7	12.5
Turnover margin	+3.8	-
Assist/turnover ratio	1.8	0.9
Steals	183	128
Steals per game	6.8	4.7
Blocks	113	104
Blocks per game	4.2	3.9
Winning streak	0	-
Home win streak	8	-
Attendance	199011	122489
Home games-Avg/Game	14-14215	11-11135
Neutral site-Avg/Game	-	2-8193

Team Results

Date	Opponent		Score	Att.
11/07/2022	N.C. Central	W	73-61	13238
11/11/2022	Monmouth	W	89-42	13487
11/18/2022	vs Baylor	W	86-79	8707
11/20/2022	vs Illinois	W	70-61	7678
11/25/2022	UMES	W	72-45	13882
11/29/2022	at Michigan	W	70-68	12200
12/03/2022	Florida St.	W	62-57	14280
12/06/2022	James Madison	W	55-50	14193
12/17/2022	Houston	L	61-69	14629
12/20/2022	at Miami (FL)	L	64-66	7257
12/28/2022	UAlbany	W	66-46	14269
12/31/2022	at Georgia Tech	W	74-56	5371
01/03/2023	at Pittsburgh	L	65-68	6464
01/07/2023	Syracuse	W	73-66	14217
01/10/2023	North Carolina	W	65-58	14629
01/14/2023	at Florida St.	W	67-58	9043
01/18/2023	Virginia Tech	W	78-68	14629
01/21/2023	at Wake Forest	W	76-67	12443
01/28/2023	Boston College	W	76-57	14629
01/30/2023	at Syracuse	W	67-62	19272
02/04/2023	at Virginia Tech	L	68-74	8925
02/07/2023	NC State	W	63-50	14070
02/11/2023	Duke	Wot	69-62	14629
02/15/2023	at Louisville	W	61-58	11570
02/18/2023	Notre Dame	W	57-55	14230
02/22/2023	at Boston College	L	48-63	8194
02/25/2023	at North Carolina	L	63-71	21750



2022-23 Virginia Men's Basketball Combined Team Statistics In Conference games

Game Records

Record	Overall	Home	Away	Neutral
ALL GAMES	13-5	8-0	5-5	0-0
CONFERENCE	13-5	8-0	5-5	0-0
NON-CONFERENCE	0-0	0-0	0-0	0-0

Score by Periods

Team	1st	2nd	OT	TOT
Virginia	558	627	11	1196
Opponents	511	601	4	1116

Team Box Score

No.	Player				Total		3-Point		F-Throw		Rebounds				PF DQ A TO BLK STL PTS AVG							
		GP-GS	MIN	AVG	FG-FGA	FG%	3FG-3FGA	3FG%	FT-FTA	FT%	OFF	DEF	TOT	AVG	PF	DQ	A	TO	BLK	STL	PTS	AVG
4	FRANKLIN, Armaan	18-18	551:27	30.6	81-199	.407	36-97	.371	29-45	.644	13	65	78	4.3	22	0	28	13	8	19	227	12.6
0	CLARK, Kihei	18-18	603:56	33.6	71-165	.430	21-53	.396	56-72	.778	10	39	49	2.7	34	0	99	37	2	19	219	12.2
1	GARDNER, Jayden	18-18	450:11	25.0	85-169	.503	0-2	.000	31-44	.705	37	52	89	4.9	38	0	12	22	8	18	201	11.2
2	BEEKMAN, Reece	18-18	606:48	33.7	59-154	.383	15-48	.313	37-48	.771	11	49	60	3.3	33	0	91	24	8	26	170	9.4
5	VANDER PLAS, Ben	18-12	483:21	26.9	56-136	.412	25-78	.321	10-23	.435	17	73	90	5.0	37	0	26	12	7	17	147	8.2
11	MCKNEELY, Isaac	18-0	412:51	22.9	44-105	.419	31-76	.408	8-10	.800	6	46	52	2.9	24	0	15	15	3	9	127	7.1
21	SHEDRICK, Kadin	17-6	227:15	13.4	22-37	.595	0-1	.000	17-23	.739	17	29	46	2.7	39	0	8	10	18	9	61	3.6
13	DUNN, Ryan	17-0	207:50	12.2	14-30	.467	2-8	.250	5-9	.556	13	37	50	2.9	19	0	5	9	17	8	35	2.1
22	CAFFARO, Francisco	9-0	55:43	6.2	2-5	.400	0-0	.000	2-2	1.000	5	8	13	1.4	9	0	0	2	0	0	6	0.7
10	MURRAY, Taine	3-0	15:57	5.3	1-3	.333	0-2	.000	0-0	.000	0	1	1	0.3	1	0	0	2	0	0	2	0.7
12	COLEMAN, Chase	2-0	05:28	2.7	0-1	.000	0-1	.000	1-2	.500	0	0	0	0.0	2	0	0	0	0	0	1	0.5
24	HOW, Tristan	2-0	04:13	2.1	0-3	.000	0-0	.000	0-2	.000	2	2	4	2.0	1	0	0	0	0	0	0	0.0
Team											23	20	43					5				
Total		18	3625		435-1007	.432	130-366	.355	196-280	.700	154	421	575	31.9	259	0	284	151	71	125	1196	66.4
Opponents		18	3625		399-936	.426	131-369	.355	187-243	.770	136	459	595	33.1	265	6	228	225	76	84	1116	62.0

Team Statistics

	UVA	OPP
Scoring	1196	1116
Points per game	66.4	62.0
Scoring margin	+4.4	-
Field goals-att	435-1007	399-936
Field goal pct	.432	.426
3 point fg-att	130-366	131-369
3-point FG pct	.355	.355
3-pt FG made per game	7.2	7.3
Free throws-att	196-280	187-243
Free throw pct	.700	.770
F-Throws made per game	10.9	10.4
Rebounds	575	595
Rebounds per game	31.9	33.1
Rebounding margin	-1.1	-
Assists	284	228
Assists per game	15.8	12.7
Turnovers	151	225
Turnovers per game	8.4	12.5
Turnover margin	+4.1	-
Assist/turnover ratio	1.9	1.0
Steals	125	84
Steals per game	6.9	4.7
Blocks	71	76
Blocks per game	3.9	4.2
Winning streak	0	-
Home win streak	8	-
Attendance	115313	110289
Home games-Avg/Game	8-14414	10-11029
Neutral site-Avg/Game	-	0-0

Team Results

Date	Opponent		Score	Att.
12/03/2022	Florida St.	W	62-57	14280
12/20/2022	at Miami (FL)	L	64-66	7257
12/31/2022	at Georgia Tech	W	74-56	5371
01/03/2023	at Pittsburgh	L	65-68	6464
01/07/2023	Syracuse	W	73-66	14217
01/10/2023	North Carolina	W	65-58	14629
01/14/2023	at Florida St.	W	67-58	9043
01/18/2023	Virginia Tech	W	78-68	14629
01/21/2023	at Wake Forest	W	76-67	12443
01/28/2023	Boston College	W	76-57	14629
01/30/2023	at Syracuse	W	67-62	19272
02/04/2023	at Virginia Tech	L	68-74	8925
02/07/2023	NC State	W	63-50	14070
02/11/2023	Duke	Wot	69-62	14629
02/15/2023	at Louisville	W	61-58	11570
02/18/2023	Notre Dame	W	57-55	14230
02/22/2023	at Boston College	L	48-63	8194
02/25/2023	at North Carolina	L	63-71	21750



**2022-23 Virginia Men's Basketball
Team Game-by-Game
All games**

Opponent	Date	Score	W/L	Total		3-Pointers		Free throws		Rebounds				PF	A	TO	BLK	STL	PTS	AVG
				FG-FGA	PCT	3FG-3FGA	PCT	FT-FTA	PCT	OFF	DEF	TOT	AVG							
N.C. Central	11/07/2022	73-61	W	20-47	.426	11-25	.440	22-30	.733	10	27	37	37.0	12	16	8	4	4	73	73.0
Monmouth	11/11/2022	89-42	W	30-54	.556	13-25	.520	16-25	.640	11	24	35	36.0	20	23	6	8	9	89	81.0
vs Baylor	11/18/2022	86-79	W	25-45	.556	9-14	.643	27-35	.771	8	19	27	33.0	15	20	14	3	8	86	82.7
vs Illinois	11/20/2022	70-61	W	20-48	.417	5-17	.294	25-32	.781	9	28	37	34.0	14	10	12	2	8	70	79.5
UMES	11/25/2022	72-45	W	27-51	.529	5-15	.333	13-18	.722	7	26	33	33.8	11	18	10	5	10	72	78.0
at Michigan	11/29/2022	70-68	W	27-53	.509	4-8	.500	12-19	.632	6	19	25	32.3	15	12	7	0	7	70	76.7
Florida St.	12/03/2022	62-57	W	18-51	.353	5-19	.263	21-26	.808	12	26	38	33.1	17	9	12	10	4	62	74.6
James Madison	12/06/2022	55-50	W	19-45	.422	5-21	.238	12-24	.500	3	30	33	33.1	14	14	9	10	6	55	72.1
Houston	12/17/2022	61-69	L	20-48	.417	6-22	.273	15-17	.882	6	20	26	32.3	13	15	10	3	2	61	70.9
at Miami (FL)	12/20/2022	64-66	L	22-60	.367	6-23	.261	14-19	.737	11	26	37	32.8	17	17	10	3	6	64	70.2
UAlbany	12/28/2022	66-46	W	25-52	.481	5-18	.278	11-20	.550	8	30	38	33.3	9	15	8	7	4	66	69.8
at Georgia Tech	12/31/2022	74-56	W	27-57	.474	10-22	.455	10-16	.625	11	20	31	33.1	14	21	11	3	14	74	70.2
at Pittsburgh	01/03/2023	65-68	L	26-55	.473	9-21	.429	4-4	1.000	6	22	28	32.7	18	17	11	1	7	65	69.8
Syracuse	01/07/2023	73-66	W	23-53	.434	12-26	.462	15-22	.682	7	23	30	32.5	17	22	10	6	11	73	70.0
North Carolina	01/10/2023	65-58	W	24-52	.462	6-19	.316	11-19	.579	6	26	32	32.5	12	11	8	8	9	65	69.7
at Florida St.	01/14/2023	67-58	W	27-60	.450	11-22	.500	2-3	.667	8	24	32	32.4	13	14	6	3	4	67	69.5
Virginia Tech	01/18/2023	78-68	W	29-57	.509	8-23	.348	12-13	.923	7	23	30	32.3	9	19	5	5	7	78	70.0
at Wake Forest	01/21/2023	76-67	W	24-60	.400	15-34	.441	13-17	.765	10	28	38	32.6	20	19	7	5	2	76	70.3
Boston College	01/28/2023	76-57	W	30-59	.508	6-21	.286	10-10	1.000	9	24	33	32.6	14	20	11	3	8	76	70.6
at Syracuse	01/30/2023	67-62	W	23-50	.460	9-21	.429	12-15	.800	11	18	29	32.5	13	19	14	1	4	67	70.5
at Virginia Tech	02/04/2023	68-74	L	25-61	.410	6-18	.333	12-18	.667	10	24	34	32.5	14	14	7	4	6	68	70.3
NC State	02/07/2023	63-50	W	21-47	.447	2-8	.250	19-24	.792	6	25	31	32.5	10	14	5	3	7	63	70.0
Duke	02/11/2023	69-62	Wot	28-54	.519	4-14	.286	9-22	.409	5	19	24	32.1	16	16	9	4	10	69	70.0
at Louisville	02/15/2023	61-58	W	23-52	.442	6-18	.333	9-16	.563	7	23	30	32.0	14	15	6	2	8	61	69.6
Notre Dame	02/18/2023	57-55	W	19-52	.365	7-24	.292	12-16	.750	7	28	35	32.1	14	14	6	2	6	57	69.1
at Boston College	02/22/2023	48-63	L	19-59	.322	4-21	.190	6-9	.667	12	19	31	32.1	9	9	9	6	5	48	68.3
at North Carolina	02/25/2023	63-71	L	27-68	.397	4-12	.333	5-11	.455	9	23	32	32.1	18	14	4	2	7	63	68.1
Total		1838		648-1450	.447	193-531	.363	349-500	.698	222	644	866	32.1	382	427	235	113	183	1838	68.1
Opponents		1637		590-1409	.419	194-559	.347	263-352	.747	212	653	865	32.0	443	315	337	104	128	1637	60.6

Virginia Averages

Games Played	Points/game	FG Pct	3FG Pct	FT Pct	Rebounds/game	Assists/game	Turnovers/game	Assist/Turnover ratio	Steals/game	Blocks/game
27	68.1	44.7	36.3	69.8	32.1	15.8	8.7	1.8	6.8	4.2



**2022-23 Virginia Men's Basketball
Opponents Game-by-Game
All games**

Opponent	Date	Score	W	Total		3-Pointers		Free throws		Rebounds										
				FG-FGA	PCT	3FG-3FGA	PCT	FT-FTA	PCT	OFF	DEF	TOT	AVG	PF	A	TO	BLK	STL	PTS	AVG
N.C. Central	11/07/2022	73-61	W	22-53	.415	8-19	.421	9-14	.643	8	19	27	27.0	25	8	8	4	6	61	61.0
Monmouth	11/11/2022	89-42	W	16-41	.390	3-11	.273	7-15	.467	6	15	21	24.0	21	5	21	0	3	42	51.5
vs Baylor	11/18/2022	86-79	W	28-58	.483	11-26	.423	12-14	.857	12	17	29	25.7	24	15	13	2	7	79	60.7
vs Illinois	11/20/2022	70-61	W	24-59	.407	9-26	.346	4-9	.444	11	23	34	27.8	22	11	13	4	5	61	60.8
UMES	11/25/2022	72-45	W	19-55	.345	3-18	.167	4-5	.800	8	21	29	28.0	16	7	15	2	5	45	57.6
at Michigan	11/29/2022	70-68	W	26-49	.531	8-19	.421	8-10	.800	5	24	29	28.2	16	10	12	9	3	68	59.3
Florida St.	12/03/2022	62-57	W	21-64	.328	6-18	.333	9-9	1.000	16	24	40	29.9	19	12	13	4	4	57	59.0
James Madison	12/06/2022	55-50	W	15-55	.273	7-23	.304	13-18	.722	13	28	41	31.3	21	5	12	1	8	50	57.9
Houston	12/17/2022	61-69	L	25-51	.490	8-21	.381	11-13	.846	7	23	30	31.1	17	17	8	3	4	69	59.1
at Miami (FL)	12/20/2022	64-66	L	21-53	.396	7-22	.318	17-22	.773	9	28	37	31.7	17	11	11	7	5	66	59.8
UAlbany	12/28/2022	66-46	W	16-52	.308	6-27	.222	8-11	.727	6	24	30	31.5	16	9	10	3	3	46	58.5
at Georgia Tech	12/31/2022	74-56	W	20-45	.444	7-16	.438	9-13	.692	8	22	30	31.4	16	11	23	1	6	56	58.3
at Pittsburgh	01/03/2023	65-68	L	23-54	.426	7-22	.318	15-17	.882	9	23	32	31.5	9	16	8	3	5	68	59.1
Syracuse	01/07/2023	73-66	W	24-54	.444	8-14	.571	10-15	.667	9	28	37	31.9	20	15	16	7	9	66	59.6
North Carolina	01/10/2023	65-58	W	21-53	.396	8-24	.333	8-12	.667	8	28	36	32.1	19	9	13	2	5	58	59.5
at Florida St.	01/14/2023	67-58	W	21-53	.396	5-19	.263	11-14	.786	9	24	33	32.2	8	12	9	6	1	58	59.4
Virginia Tech	01/18/2023	78-68	W	27-55	.491	12-27	.444	2-2	1.000	5	22	27	31.9	13	19	8	4	3	68	59.9
at Wake Forest	01/21/2023	76-67	W	20-51	.392	9-27	.333	18-22	.818	6	26	32	31.9	18	9	9	4	3	67	60.3
Boston College	01/28/2023	76-57	W	20-49	.408	4-14	.286	13-14	.929	6	19	25	31.5	8	17	16	4	5	57	60.1
at Syracuse	01/30/2023	67-62	W	24-48	.500	3-15	.200	11-18	.611	8	17	25	31.2	12	11	14	5	11	62	60.2
at Virginia Tech	02/04/2023	68-74	L	27-53	.509	7-18	.389	13-17	.765	3	28	31	31.2	12	19	8	3	4	74	60.9
NC State	02/07/2023	63-50	W	19-57	.333	8-27	.296	4-7	.571	13	24	37	31.5	19	12	12	8	4	50	60.4
Duke	02/11/2023	69-62	Wot	22-49	.449	9-23	.391	9-12	.750	9	30	39	31.8	24	11	22	2	3	62	60.4
at Louisville	02/15/2023	61-58	W	21-50	.420	8-20	.400	8-10	.800	5	26	31	31.8	14	7	10	3	4	58	60.3
Notre Dame	02/18/2023	57-55	W	20-51	.392	7-26	.269	8-10	.800	3	27	30	31.7	12	11	8	1	4	55	60.1
at Boston College	02/22/2023	48-63	L	26-50	.520	6-15	.400	5-7	.714	7	29	36	31.8	11	14	13	4	7	63	60.2
at North Carolina	02/25/2023	63-71	L	22-47	.468	10-22	.455	17-22	.773	3	34	37	32.0	14	12	12	8	1	71	60.6
Total		1637		590-1409	.419	194-559	.347	263-352	.747	212	653	865	32.0	443	315	337	104	128	1637	60.6
Virginia		1838		648-1450	.447	193-531	.363	349-500	.698	222	644	866	32.1	382	427	235	113	183	1838	68.1

Opponents Averages

Games Played	Points/game	FG Pct	3FG Pct	FT Pct	Rebounds/game	Assists/game	Turnovers/game	Assist/Turnover ratio	Steals/game	Blocks/game
27	60.6	41.9	34.7	74.7	32.0	11.7	12.5	0.9	4.7	3.9



**2022-23 Virginia Men's Basketball
Points-rebounds-assists
All games**

Opponent	Date	Score		0	1	2	4	5	10	11	12	13	21	22
				CLARK,KIHE	GARDNER,JA	BEEKMAN,RE	FRANKLIN,A	VANDER PLA	MURRAY,TAI	MCKNEELY,I	COLEMAN,CH	DUNN,RYAN	SHEDRICK,K	CAFFARO,FR
N.C. Central	11/07/2022	73-61	W	9-2-5	3-9-0	10-3-5	21-4-1	7-4-2	0-1-0	3-1-0	DNP	DNP	10-7-2	10-4-1
Monmouth	11/11/2022	89-42	W	8-1-7	9-5-1	7-2-6	8-3-0	10-3-3	7-0-1	15-2-1	0-0-2	13-6-2	9-7-0	DNP
vs Baylor	11/18/2022	86-79	W	7-4-3	7-3-2	10-1-10	26-4-1	14-2-1	DNP	0-0-2	DNP	3-0-0	17-3-1	2-2-0
vs Illinois	11/20/2022	70-61	W	12-3-3	12-5-1	17-4-3	9-5-0	8-10-2	DNP	3-0-0	DNP	0-1-0	7-6-1	2-2-0
UMES	11/25/2022	72-45	W	5-2-8	26-3-0	9-5-2	5-4-3	2-7-2	1-4-1	6-3-0	3-0-1	0-0-0	13-3-1	2-2-0
at Michigan	11/29/2022	70-68	W	16-2-4	12-11-2	18-4-5	2-4-0	10-0-1	DNP	0-0-0	DNP	0-1-0	12-1-0	0-0-0
Florida St.	12/03/2022	62-57	W	18-3-3	10-7-0	7-4-5	9-2-0	7-4-1	DNP	4-5-0	DNP	4-5-0	3-6-0	0-2-0
James Madison	12/06/2022	55-50	W	18-2-7	14-8-0	2-0-1	8-3-2	3-5-1	0-0-1	4-2-1	DNP	4-5-0	2-5-1	DNP
Houston	12/17/2022	61-69	L	9-2-8	13-6-0	4-3-5	10-6-0	0-0-1	DNP	9-2-0	DNP	0-1-0	16-3-1	DNP
at Miami (FL)	12/20/2022	64-66	L	13-4-3	8-2-0	10-9-9	0-2-0	20-4-2	2-1-0	5-5-3	DNP	0-2-0	2-1-0	4-2-0
UAlbany	12/28/2022	66-46	W	8-4-10	16-7-0	DNP	20-2-0	3-2-1	2-3-0	5-3-2	0-0-1	2-3-0	8-6-1	2-2-0
at Georgia Tech	12/31/2022	74-56	W	15-2-8	14-2-1	8-4-4	11-3-4	3-6-0	0-0-0	9-4-2	1-0-0	2-3-1	11-4-1	0-0-0
at Pittsburgh	01/03/2023	65-68	L	17-4-8	4-3-1	12-6-3	14-4-3	2-1-0	DNP	6-0-0	DNP	0-2-0	10-4-2	DNP
Syracuse	01/07/2023	73-66	W	5-2-11	10-3-0	13-1-7	16-6-3	6-4-1	DNP	12-3-0	DNP	DNP	11-7-0	0-2-0
North Carolina	01/10/2023	65-58	W	7-2-2	3-1-0	13-2-5	12-9-2	17-8-1	DNP	11-1-1	DNP	0-2-0	2-2-0	0-3-0
at Florida St.	01/14/2023	67-58	W	9-5-6	3-3-0	8-3-4	20-7-0	15-7-3	DNP	3-0-1	DNP	9-4-0	0-1-0	DNP
Virginia Tech	01/18/2023	78-68	W	20-2-5	12-4-1	11-3-7	15-5-1	10-7-3	DNP	7-1-1	DNP	3-3-1	0-1-0	DNP
at Wake Forest	01/21/2023	76-67	W	12-3-4	5-2-1	8-3-6	25-10-1	8-7-2	DNP	11-2-3	DNP	5-8-1	0-0-1	2-1-0
Boston College	01/28/2023	76-57	W	7-3-6	18-6-0	11-1-8	18-7-3	2-3-1	0-0-0	12-4-0	0-0-0	6-4-1	2-2-1	0-1-0
at Syracuse	01/30/2023	67-62	W	12-2-10	17-8-0	7-1-2	12-0-1	7-7-6	DNP	6-4-0	DNP	2-2-0	4-1-0	DNP
at Virginia Tech	02/04/2023	68-74	L	17-5-4	20-10-1	15-4-5	6-2-2	0-5-2	DNP	8-4-0	DNP	2-2-0	DNP	0-1-0
NC State	02/07/2023	63-50	W	6-2-6	18-5-1	15-3-4	2-2-1	4-3-0	DNP	8-4-2	DNP	0-0-0	10-6-0	DNP
Duke	02/11/2023	69-62	Wot	16-2-5	6-1-1	4-6-7	23-3-0	13-4-2	DNP	4-0-0	DNP	2-3-0	1-1-1	0-1-0
at Louisville	02/15/2023	61-58	W	14-4-6	10-3-0	3-0-2	14-5-3	10-11-0	DNP	8-1-2	DNP	0-3-1	2-2-1	DNP
Notre Dame	02/18/2023	57-55	W	15-1-4	8-12-2	11-4-5	12-4-2	8-4-1	DNP	3-4-0	DNP	0-1-0	0-3-0	DNP
at Boston College	02/22/2023	48-63	L	7-1-3	16-5-2	6-2-2	4-3-1	7-3-1	DNP	6-4-0	DNP	0-4-0	2-5-0	DNP
at North Carolina	02/25/2023	63-71	L	9-2-5	19-12-1	8-4-6	14-4-1	8-2-0	DNP	4-6-0	DNP	0-2-0	1-0-1	DNP



2022-23 Virginia Men's Basketball
Points-rebounds-assists
All games

Opponent	Date	Score		24 HOW,TRISTA
N.C. Central	11/07/2022	73-61	W	DNP
Monmouth	11/11/2022	89-42	W	3-3-0
vs Baylor	11/18/2022	86-79	W	DNP
vs Illinois	11/20/2022	70-61	W	DNP
UMES	11/25/2022	72-45	W	DNP
at Michigan	11/29/2022	70-68	W	DNP
Florida St.	12/03/2022	62-57	W	DNP
James Madison	12/06/2022	55-50	W	DNP
Houston	12/17/2022	61-69	L	DNP
at Miami (FL)	12/20/2022	64-66	L	DNP
UAlbany	12/28/2022	66-46	W	DNP
at Georgia Tech	12/31/2022	74-56	W	0-3-0
at Pittsburgh	01/03/2023	65-68	L	DNP
Syracuse	01/07/2023	73-66	W	DNP
North Carolina	01/10/2023	65-58	W	DNP
at Florida St.	01/14/2023	67-58	W	DNP
Virginia Tech	01/18/2023	78-68	W	DNP
at Wake Forest	01/21/2023	76-67	W	DNP
Boston College	01/28/2023	76-57	W	0-1-0
at Syracuse	01/30/2023	67-62	W	DNP
at Virginia Tech	02/04/2023	68-74	L	DNP
NC State	02/07/2023	63-50	W	DNP
Duke	02/11/2023	69-62	Wot	DNP
at Louisville	02/15/2023	61-58	W	DNP
Notre Dame	02/18/2023	57-55	W	DNP
at Boston College	02/22/2023	48-63	L	DNP
at North Carolina	02/25/2023	63-71	L	DNP