



Officials: Pat Driscoll, Brent Hampton, Justin Porterfield

Georgia Tech - 51

Record: 8-12 (1-9)

NO.	Name	Min	FG			Rebounds			Fouls		TP	AS	TO	ST	Blocks		+/-
			M-A	M-A	M-A	OR	DR	TOT	PF	FD					BS	BA	
14	Jalon Moore	F 27:14	2-5	1-2	3-4	3	3	6	3	2	8	0	2	0	2	0	-21
24	Rodney Howard	C 11:24	0-2	0-0	0-0	3	0	3	3	0	0	0	0	0	0	-18	
3	Dallan "Deebo" Coleman	G 36:00	3-13	1-7	0-0	0	4	4	2	2	7	1	1	2	0	-22	
5	Deivon Smith	G 36:45	5-14	1-5	0-0	1	9	10	3	2	11	4	2	1	1	-18	
13	Miles Kelly	G 29:45	4-12	1-6	0-0	0	2	2	0	0	9	1	1	0	0	-12	
4	Ja'von Franklin	30:19	6-9	0-0	0-0	1	4	5	2	2	12	0	1	2	0	-6	
23	Jordan Meka	04:25	0-0	0-0	0-0	0	0	0	1	0	0	0	0	0	1	2	
1	Kyle Sturdivant	24:08	2-9	0-3	0-0	1	1	2	0	1	4	5	3	0	0	-10	
Team						2	0	2			0		0				
Totals			22-64	4-23	3-4	11	23	34	14	9	51	11	10	5	4	3	-21

Shooting By Period		
1 st FG%	12-31	38.7%
3PT%	3-11	27.3%
FT%	1-2	50%
2 nd FG%	10-33	30.3%
3PT%	1-12	8.3%
FT%	2-2	100%
GM FG%	22-64	34.4%
3PT%	4-23	17.4%
FT%	3-4	75.0%

Dead Ball Rebounds: 1, 0

Technical Fouls: NONE

Clemson - 72

Record: 17-4 (9-1)

NO.	Name	Min	FG			Rebounds			Fouls		TP	AS	TO	ST	Blocks		+/-
			M-A	M-A	M-A	OR	DR	TOT	PF	FD					BS	BA	
4	Ian Schieffelin	F 28:24	1-5	0-2	0-1	1	6	7	1	2	2	6	1	0	0	1	16
5	Hunter Tyson	F 26:32	4-8	2-5	2-2	0	8	8	3	1	12	1	2	1	0	0	16
24	PJ Hall	F 26:36	6-12	1-3	4-4	0	7	7	2	4	17	2	1	0	1	1	22
2	Dillon Hunter	G 35:56	3-5	1-1	2-2	0	1	1	1	2	9	2	4	1	0	1	19
11	Brevin Galloway	G 36:47	5-10	3-6	1-2	0	2	2	0	3	14	5	1	0	0	1	14
10	Ben Middlebrooks	10:56	2-3	0-0	0-0	0	1	1	0	0	4	1	0	2	2	0	0
0	Josh Beadle	03:22	0-0	0-0	0-0	0	0	0	0	0	0	0	1	0	0	0	-1
21	Chauncey Wiggins	18:35	5-7	2-3	0-0	1	1	2	0	1	12	0	0	0	0	0	9
22	RJ Godfrey	10:46	1-1	0-0	0-0	0	3	3	2	1	2	0	1	1	0	0	1
14	Devin Foster	00:42	0-0	0-0	0-0	0	0	0	0	0	0	0	0	0	0	0	3
15	Jack Nauseef	00:42	0-0	0-0	0-0	0	0	0	0	0	0	0	0	0	0	0	3
32	Daniel Nauseef	00:42	0-0	0-0	0-0	0	1	1	0	0	0	1	0	0	0	0	3
Team						1	0	1			0		0				
Totals			27-51	9-20	9-11	3	30	33	9	14	72	18	11	5	3	4	21

Shooting By Period		
1 st FG%	13-26	50.0%
3PT%	5-10	50.0%
FT%	6-8	75%
2 nd FG%	14-25	56.0%
3PT%	4-10	40.0%
FT%	3-3	100%
GM FG%	27-51	52.9%
3PT%	9-20	45.0%
FT%	9-11	81.8%

Dead Ball Rebounds: 0, 1

Technical Fouls: NONE

	GT	CLE
Biggest lead	0 (1 st 20:00)	21 (2 nd 0:28)
Best Scoring Run	7 (1 st 8:53)	12 (1 st 17:03)
Lead Changes	0	
Times Tied	0	
Time with Lead	00:00	39:43

	GT	CLE
Points from		
Turnovers	8	16
Paint	24	32
Second Chance	6	7
Fast Breaks	2	0
Bench	16	18

Period by Period Scoring			
	1st	2nd	TOT
GT	28	23	51
CLE	37	35	72





Period 1

Period Starters:

CLE	2 Hunter D	4 Schieffelin I	5 Tyson H	11 Galloway B	24 Hall P
GT	3 Coleman D	5 Smith D	13 Kelly M	14 Moore J	24 Howard R

Game Time	CLE	Score	Diff	GT
20:00	24 HALL P jumpball won			24 HOWARD R jumpball lost
19:43	5 TYSON H 3pt FG , jump shot made (3)	3-0	3	
19:43	4 SCHIEFFELIN I assist (1)			
19:23				24 HOWARD R 2pt FG in the paint, layup missed
19:18	4 SCHIEFFELIN I defensive rebound (1)			
19:14	11 GALLOWAY B 3pt FG , jump shot made (3)	6-0	6	
19:14	4 SCHIEFFELIN I assist (2)			
18:45				14 MOORE J turnover lost ball (1)
18:33	11 GALLOWAY B 3pt FG from turnover, jump shot made (6)	9-0	9	
18:33	24 HALL P assist (1)			
18:33	11 GALLOWAY B foul drawn (1)			14 MOORE J foul shooting (1 - 1)
18:33	11 GALLOWAY B free throw 1 - 1 made (7)	10-0	10	
18:20				24 HOWARD R 2pt FG outside the paint, jump shot missed
18:17	4 SCHIEFFELIN I defensive rebound (2)			
18:06	11 GALLOWAY B 2pt FG outside the paint, jump shot missed			
18:04				5 SMITH D defensive rebound (1)
17:43				3 COLEMAN D 3pt FG , jump shot missed
17:40	24 HALL P defensive rebound (1)			
17:31	4 SCHIEFFELIN I 2pt FG in the paint, layup missed			
17:29				3 COLEMAN D defensive rebound (1)
17:26				3 COLEMAN D 2pt FG in the paint, layup missed
17:24	5 TYSON H defensive rebound (1)			
17:03	2 HUNTER D foul drawn (1)			24 HOWARD R foul shooting (1 - 2)
17:03	2 HUNTER D free throw 1 - 2 made (1)	11-0	11	
17:03	2 HUNTER D free throw 2 - 2 made (2)	12-0	12	
16:44		12-2	10	5 SMITH D 2pt FG outside the paint, jump shot made (2)
16:21	24 HALL P turnover bad pass (1)			3 COLEMAN D steal (1)
16:14				3 COLEMAN D 3pt FG from turnover, jump shot missed
16:12	24 HALL P defensive rebound (2)			
15:56	24 HALL P 2pt FG in the paint, layup made (2)	14-2	12	
15:56	24 HALL P foul drawn (1)			23 MEKAJ foul shooting (1 - 3)
15:56	Timeout media			
15:56	24 HALL P free throw 1 - 1 made (3)	15-2	13	
15:33		15-5	10	5 SMITH D 3pt FG , jump shot made (5)
15:33				13 KELLY M assist (1)
15:09	24 HALL P 2pt FG in the paint, jump shot missed			
15:07				3 COLEMAN D defensive rebound (2)
14:50		15-8	7	13 KELLY M 3pt FG , jump shot made (3)
14:50				5 SMITH D assist (1)
14:22	11 GALLOWAY B 2pt FG in the paint, layup blocked			
14:22				23 MEKAJ block (1)
14:22	offensive rebound (6)			





Official Basketball Play by Play - First Half
Georgia Tech at Clemson
 01/24/23 Littlejohn Coliseum, Clemson
 2022-23 Clemson Men's Basketball

Game Time: 9:00 PM
Game Duration: 1:54
Attendance: 6,923

Officials: Pat Driscoll, Brent Hampton, Justin Porterfield

Game Time	CLE	Score	Diff	GT
14:19	11 GALLOWAY B 2pt FG second chance in the paint, layup made (9)	17-8	9	
14:19	2 HUNTER D assist (1)			
13:53				5 SMITH D 2pt FG in the paint, jump shot missed
13:51	5 TYSON H defensive rebound (2)			
13:43	10 MIDDLEBROOKS B 2pt FG in the paint, layup made (2)	19-8	11	
13:43	11 GALLOWAY B assist (1)			
13:24				13 KELLY M 3pt FG , jump shot missed
13:22	10 MIDDLEBROOKS B defensive rebound (1)			
13:09	10 MIDDLEBROOKS B 2pt FG in the paint, layup missed			
13:07				4 FRANKLIN J defensive rebound (1)
12:58		19-10	9	5 SMITH D 2pt FG outside the paint, step back jump shot made (7)
12:38	2 HUNTER D foul offensive (1 - 1)			5 SMITH D foul drawn (1)
12:38	2 HUNTER D turnover offensive (1)			
12:22				3 COLEMAN D 2pt FG from turnover in the paint, jump shot missed
12:20	22 GODFREY R defensive rebound (1)			
12:06	22 GODFREY R 2pt FG in the paint, hook shot made (2)	21-10	11	
11:39				5 SMITH D 3pt FG , jump shot missed
11:39	22 GODFREY R defensive rebound (2)			
11:39	22 GODFREY R foul drawn (1)			24 HOWARD R foul personal (2 - 4)
11:38	Timeout media			
11:27	0 BEADLE J turnover lost ball (1)			
11:06				5 SMITH D 2pt FG from turnover in the paint, dunk, blocked
11:06	24 HALL P block (1)			
11:06				offensive rebound (5)
10:57	22 GODFREY R steal (1)			13 KELLY M turnover bad pass (1)
10:57	11 GALLOWAY B foul drawn (2)			5 SMITH D foul personal (1 - 5)
10:45	11 GALLOWAY B 3pt FG from turnover, jump shot missed			
10:43				5 SMITH D defensive rebound (2)
10:38				3 COLEMAN D 3pt FG , jump shot missed
10:36				14 MOORE J offensive rebound (1)
10:33				1 STURDIVANT K 3pt FG second chance, jump shot missed
10:31	24 HALL P defensive rebound (3)			
10:23	21 WIGGINS C 2pt FG outside the paint, jump shot made (2)	23-10	13	
10:09		23-12	11	3 COLEMAN D 2pt FG in the paint, layup made (2)
10:09				1 STURDIVANT K assist (1)
09:44	24 HALL P 3pt FG , jump shot missed			
09:41				14 MOORE J defensive rebound (2)
09:29		23-15	8	14 MOORE J 3pt FG , jump shot made (3)
09:29				5 SMITH D assist (2)
09:16	21 WIGGINS C foul drawn (1)			3 COLEMAN D foul personal (1 - 6)
09:05	24 HALL P 2pt FG in the paint, hook shot missed			
09:02				14 MOORE J defensive rebound (3)
08:53		23-17	6	4 FRANKLIN J 2pt FG outside the paint, jump shot made (2)
08:53				1 STURDIVANT K assist (2)
08:29	24 HALL P 2pt FG in the paint, hook shot made (5)	25-17	8	
08:29	4 SCHIEFFELIN I assist (3)			
08:05				4 FRANKLIN J 2pt FG in the paint, layup missed





Official Basketball Play by Play - First Half
Georgia Tech at Clemson
 01/24/23 Littlejohn Coliseum, Clemson
 2022-23 Clemson Men's Basketball

Game Time: 9:00 PM
Game Duration: 1:54
Attendance: 6,923

Officials: Pat Driscoll, Brent Hampton, Justin Porterfield

Game Time	CLE	Score	Diff	GT
08:03	5 TYSON H defensive rebound (3)			
07:54	24 HALL P 2pt FG in the paint, dunk, blocked			
07:54				14 MOORE J block (1)
07:49				5 SMITH D defensive rebound (3)
07:47	4 SCHIEFFELIN I foul shooting (1 - 2)			14 MOORE J foul drawn (1)
07:47				14 MOORE J free throw 1 - 2 missed
07:47				offensive dead ball rebound (1)
07:47		25-18	7	14 MOORE J free throw 2 - 2 made (4)
07:47	Timeout media			
07:29	5 TYSON H 3pt FG , jump shot missed			
07:29				5 SMITH D defensive rebound (4)
07:29	24 HALL P foul personal (1 - 3)			5 SMITH D foul drawn (2)
07:20	5 TYSON H foul personal (1 - 4)			1 STURDIVANT K foul drawn (1)
07:03	10 MIDDLEBROOKS B steal (1)			14 MOORE J turnover lost ball (2)
06:52	5 TYSON H foul offensive (2 - 5)			3 COLEMAN D foul drawn (1)
06:52	5 TYSON H turnover offensive (1)			
06:36		25-20	5	4 FRANKLIN J 2pt FG from turnover in the paint, dunk, made (4)
06:36				1 STURDIVANT K assist (3)
06:22	11 GALLOWAY B foul drawn (3)			4 FRANKLIN J foul personal (1 - 7)
06:22	11 GALLOWAY B 1&1 free throw 1 missed			
06:21				14 MOORE J defensive rebound (4)
06:08		25-22	3	5 SMITH D 2pt FG outside the paint, jump shot made (9)
05:49	21 WIGGINS C 3pt FG , jump shot made (5)	28-22	6	
05:49	2 HUNTER D assist (2)			
05:38				1 STURDIVANT K 2pt FG in the paint, layup blocked
05:38	10 MIDDLEBROOKS B block (1)			
05:35				1 STURDIVANT K offensive rebound (1)
05:18				1 STURDIVANT K 2pt FG second chance in the paint, jump shot missed
05:15	21 WIGGINS C defensive rebound (1)			
04:56	11 GALLOWAY B 3pt FG , jump shot made (12)	31-22	9	
04:56	10 MIDDLEBROOKS B assist (1)			
04:20	10 MIDDLEBROOKS B steal (2)			3 COLEMAN D turnover bad pass (1)
04:04	21 WIGGINS C 2pt FG from turnover outside the paint, jump shot made (7)	33-22	11	
04:03				Timeout 30 Sec
03:36				1 STURDIVANT K 2pt FG in the paint, jump shot missed
03:34	22 GODFREY R defensive rebound (3)			
03:25	2 HUNTER D 2pt FG in the paint, layup missed			
03:22				5 SMITH D defensive rebound (5)
03:18		33-24	9	4 FRANKLIN J 2pt FG in the paint, dunk, made (6)
03:18				5 SMITH D assist (3)
03:07	4 SCHIEFFELIN I foul drawn (1)			3 COLEMAN D foul personal (2 - 8)
03:07	4 SCHIEFFELIN I 1&1 free throw 1 missed			
03:06				5 SMITH D defensive rebound (6)
02:57		33-26	7	5 SMITH D 2pt FG in the paint, jump shot made (11)
02:41	22 GODFREY R foul offensive (1 - 6)			3 COLEMAN D foul drawn (2)
02:41	22 GODFREY R turnover offensive (1)			
02:27	2 HUNTER D steal (1)			1 STURDIVANT K turnover bad pass (1)





Official Basketball PlaybyPlay - First Half
Georgia Tech at Clemson
 01/24/23 Littlejohn Coliseum, Clemson
 2022-23 Clemson Men's Basketball

Game Time: 9:00 PM
Game Duration: 1:54
Attendance: 6,923

Officials: Pat Driscoll, Brent Hampton, Justin Porterfield

Game Time	CLE	Score	Diff	GT
02:12	24 HALL P foul drawn (2)			5 SMITH D foul personal (2 - 9)
02:12	24 HALL P 1&1 free throw 1 made (6)	34-26	8	
02:12	24 HALL P 1&1 free throw 2 made (7)	35-26	9	
01:55		35-28	7	1 STURDIVANT K 2pt FG in the paint, jump shot made (2)
01:23	2 HUNTER D turnover bad pass (2)			4 FRANKLIN J steal (1)
01:15				13 KELLY M 2pt FG from turnover outside the paint, jump shot missed
01:15	2 HUNTER D defensive rebound (1)			
01:05	21 WIGGINS C 3pt FG , jump shot missed			
01:05				4 FRANKLIN J defensive rebound (2)
00:50				5 SMITH D 3pt FG , jump shot missed
00:49	11 GALLOWAY B defensive rebound (1)			
00:44	Timeout 30 Sec			
00:22	11 GALLOWAY B 3pt FG , jump shot missed			
00:18	21 WIGGINS C offensive rebound (2)			
00:18	21 WIGGINS C 2pt FG second chance in the paint, jump shot made (9)	37-28	9	
00:01				5 SMITH D 3pt FG , jump shot missed
00:01	defensive dead ball rebound (1)			
END OF PERIOD				
CLE 37-28 GT				





Official Basketball Box Score - First Half
Georgia Tech at Clemson
 01/24/23 Littlejohn Coliseum, Clemson
 2022-23 Clemson Men's Basketball

Game Time: 9:00 PM
 Game Duration: 1:54
 Attendance: 6,923

Officials: Pat Driscoll, Brent Hampton, Justin Porterfield

Georgia Tech - 28

NO.	Name	Min	FG		3P	Rebounds			Fouls		TP	AS	TO	ST	Blocks		+/-
			M-A	M-A	M-A	OR	DR	TOT	PF	FD					BS	BA	
14	Jalon Moore	F 12:16	1-1	1-1	1-2	1	3	4	1	1	4	0	2	0	1	0	-15
24	Rodney Howard	C 03:57	0-2	0-0	0-0	0	0	0	2	0	0	0	0	0	0	0	-13
3	Dallan "Deebo" Coleman	G 19:19	1-6	0-3	0-0	0	2	2	2	2	2	0	1	1	0	0	-9
5	Deivon Smith	G 20:00	5-10	1-4	0-0	0	6	6	2	2	11	3	0	0	0	1	-9
13	Miles Kelly	G 11:22	1-3	1-2	0-0	0	0	0	0	0	3	1	1	0	0	0	-5
4	Ja'von Franklin	16:03	3-4	0-0	0-0	0	2	2	1	0	6	0	0	1	0	0	4
23	Jordan Meka	04:25	0-0	0-0	0-0	0	0	0	1	0	0	0	0	0	1	0	2
1	Kyle Sturdivant	12:38	1-5	0-1	0-0	1	0	1	0	1	2	3	1	0	0	1	0
Team						1	0	1			0		0				
Totals			12-31	3-11	1-2	3	13	16	9	6	28	7	5	2	2	2	-9

Shooting By Period		
1st FG%	12-31	38.7%
3PT%	3-11	27.3%
FT%	1-2	50%
GMFG%	12-31	38.7%
3PT%	3-11	27.3%
FT%	1-2	50.0%

Dead Ball Rebounds: 1, 0

Technical Fouls: NONE

Clemson - 37

NO.	Name	Min	FG		3P	Rebounds			Fouls		TP	AS	TO	ST	Blocks		+/-
			M-A	M-A	M-A	OR	DR	TOT	PF	FD					BS	BA	
4	Ian Schieffelin	F 13:57	0-1	0-0	0-1	0	2	2	1	1	0	3	0	0	0	0	8
5	Hunter Tyson	F 10:46	1-2	1-2	0-0	0	3	3	2	0	3	0	1	0	0	0	10
24	PJ Hall	F 12:57	2-6	0-1	3-3	0	3	3	1	2	7	1	1	0	1	1	10
2	Dillon Hunter	G 16:38	0-1	0-0	2-2	0	1	1	1	1	2	2	2	1	0	0	10
11	Brevin Galloway	G 19:00	4-8	3-5	1-2	0	1	1	0	3	12	1	0	0	0	1	7
10	Ben Middlebrooks	05:41	1-2	0-0	0-0	0	1	1	0	0	2	1	0	2	1	0	3
0	Josh Beadle	03:22	0-0	0-0	0-0	0	0	0	0	0	0	0	1	0	0	0	-1
21	Chauncey Wiggins	10:14	4-5	1-2	0-0	1	1	2	0	1	9	0	0	0	0	0	1
22	RJ Godfrey	07:25	1-1	0-0	0-0	0	3	3	1	1	2	0	1	1	0	0	-3
Team						1	0	1			0		0				
Totals			13-26	5-10	6-8	2	15	17	6	9	37	8	6	4	2	2	9

Shooting By Period		
1st FG%	13-26	50.0%
3PT%	5-10	50.0%
FT%	6-8	75%
GMFG%	13-26	50.0%
3PT%	5-10	50.0%
FT%	6-8	75.0%

Dead Ball Rebounds: 0, 1

Technical Fouls: NONE

	GT	CLE
Biggest lead	0 (1 st 20:00)	13 (1 st 15:56)
Best Scoring Run	7 (1 st 8:53)	12 (1 st 17:03)
Lead Changes	0	
Times Tied	0	
Time with Lead	00:00	19:43

	GT	CLE
Points from		
Turnovers	2	8
Paint	10	12
Second Chance	0	4
Fast Breaks	0	0
Bench	8	13

Period by Period Scoring			
	1st	2nd	TOT
GT	28	23	51
CLE	37	35	72





Period 2

Period Starters:

CLE	2 Hunter D	4 Schieffelin I	5 Tyson H	11 Galloway B	24 Hall P
GT	3 Coleman D	5 Smith D	13 Kelly M	14 Moore J	24 Howard R

Game Time	CLE	Score	Diff	GT
19:47				13 KELLY M 3pt FG , jump shot missed
19:43	4 SCHIEFFELIN I defensive rebound (3)			
19:30	24 HALL P 2pt FG in the paint, layup made (9)	39-28	11	
19:30	5 TYSON H assist (1)			
19:02				3 COLEMAN D 2pt FG in the paint, jump shot missed
19:02	24 HALL P defensive rebound (4)			
19:02	jump ball situation			
18:49	4 SCHIEFFELIN I 3pt FG , jump shot missed			
18:47				13 KELLY M defensive rebound (1)
18:21				5 SMITH D 3pt FG , jump shot missed
18:19				24 HOWARD R offensive rebound (1)
18:03		39-30	9	3 COLEMAN D 2pt FG second chance outside the paint, jump shot made (4)
17:44	24 HALL P 3pt FG , jump shot missed			
17:42				5 SMITH D defensive rebound (7)
17:36				5 SMITH D turnover travel (1)
17:23	24 HALL P 2pt FG from turnover in the paint, jump shot made (11)	41-30	11	
17:23	4 SCHIEFFELIN I assist (4)			
17:23	24 HALL P foul drawn (3)			24 HOWARD R foul shooting (3 - 1)
17:23	24 HALL P free throw 1 - 1 made (12)	42-30	12	
17:09				1 STURDIVANT K turnover bad pass (2)
16:56	24 HALL P foul drawn (4)			4 FRANKLIN J foul personal (2 - 2)
16:44	4 SCHIEFFELIN I turnover lost ball (1)			5 SMITH D steal (1)
16:21				4 FRANKLIN J 2pt FG from turnover in the paint, layup missed
16:19				14 MOORE J offensive rebound (5)
16:18		42-32	10	14 MOORE J 2pt FG from turnover second chance in the paint, layup made (6)
15:54	11 GALLOWAY B 3pt FG , jump shot missed			
15:52				5 SMITH D defensive rebound (8)
15:32				13 KELLY M 3pt FG , jump shot missed
15:30	24 HALL P defensive rebound (5)			
15:20	5 TYSON H 3pt FG , jump shot missed			
15:17				13 KELLY M defensive rebound (2)
15:09				5 SMITH D 2pt FG in the paint, jump shot missed
15:07	5 TYSON H defensive rebound (4)			
14:51	4 SCHIEFFELIN I 2pt FG in the paint, layup blocked			
14:51				14 MOORE J block (2)
14:47	4 SCHIEFFELIN I offensive rebound (4)			
14:45	2 HUNTER D 3pt FG second chance, jump shot made (5)	45-32	13	
14:45	4 SCHIEFFELIN I assist (5)			
14:42				Timeout 30 Sec
14:24		45-34	11	4 FRANKLIN J 2pt FG in the paint, dunk, made (8)





Georgia Tech at Clemson

01/24/23 Littlejohn Coliseum, Clemson
2022-23 Clemson Men's Basketball

Game Time: 9:00 PM

Game Duration: 1:54

Attendance: 6,923

Officials: Pat Driscoll, Brent Hampton, Justin Porterfield

Game Time	CLE	Score	Diff	GT
14:24				3 COLEMAN D assist (1)
14:04	2 HUNTER D 2pt FG in the paint, layup made (7)	47-34	13	
14:04	11 GALLOWAY B assist (2)			
13:36				13 KELLY M 2pt FG outside the paint, jump shot missed
13:35				5 SMITH D offensive rebound (9)
13:36				5 SMITH D turnover out of bounds (2)
13:19	2 HUNTER D 2pt FG from turnover in the paint, layup made (9)	49-34	15	
13:05				4 FRANKLIN J 2pt FG in the paint, layup blocked
13:05	10 MIDDLEBROOKS B block (2)			
13:05				offensive rebound (24)
12:57		49-36	13	4 FRANKLIN J 2pt FG second chance in the paint, dunk, made (10)
12:57				1 STURDIVANT K assist (4)
12:40	5 TYSON H foul drawn (1)			14 MOORE J foul shooting (2 - 3)
12:40	5 TYSON H free throw 1 - 2 made (4)	50-36	14	
12:40	5 TYSON H free throw 2 - 2 made (5)	51-36	15	
12:19		51-38	13	13 KELLY M 2pt FG in the paint, layup made (5)
12:06	5 TYSON H foul offensive (3 - 1)			4 FRANKLIN J foul drawn (1)
12:06	5 TYSON H turnover offensive (2)			
11:52	22 GODFREY R foul shooting (2 - 2)			14 MOORE J foul drawn (2)
11:52	Timeout media			
11:52		51-39	12	14 MOORE J free throw 1 - 2 made (7)
11:52		51-40	11	14 MOORE J free throw 2 - 2 made (8)
11:37	2 HUNTER D turnover bad pass (3)			
11:06				14 MOORE J 3pt FG from turnover, jump shot missed
11:04	24 HALL P defensive rebound (6)			
10:52	24 HALL P 2pt FG in the paint, dunk, made (14)	53-40	13	
10:52	11 GALLOWAY B assist (3)			
10:22		53-42	11	1 STURDIVANT K 2pt FG outside the paint, jump shot made (4)
09:59	24 HALL P 3pt FG , jump shot made (17)	56-42	14	
09:59	11 GALLOWAY B assist (4)			
09:51	24 HALL P foul personal (2 - 3)			4 FRANKLIN J foul drawn (2)
09:48				5 SMITH D 2pt FG outside the paint, jump shot missed
09:46	4 SCHIEFFELIN I defensive rebound (5)			
09:29	11 GALLOWAY B 2pt FG in the paint, layup made (14)	58-42	16	
09:29	4 SCHIEFFELIN I assist (6)			
09:10				14 MOORE J 2pt FG outside the paint, jump shot missed
09:08	11 GALLOWAY B defensive rebound (2)			
08:59	21 WIGGINS C 2pt FG outside the paint, jump shot missed			
08:57				3 COLEMAN D defensive rebound (3)
08:53				13 KELLY M 3pt FG , jump shot missed
08:51				14 MOORE J offensive rebound (6)
08:46				3 COLEMAN D 3pt FG second chance, jump shot missed
08:43	24 HALL P defensive rebound (7)			
08:34	4 SCHIEFFELIN I foul drawn (2)			14 MOORE J foul personal (3 - 4)
08:23	5 TYSON H 3pt FG , jump shot missed			
08:21				3 COLEMAN D defensive rebound (4)
08:07				14 MOORE J 2pt FG outside the paint, jump shot missed



**Georgia Tech at Clemson**01/24/23 Littlejohn Coliseum, Clemson
2022-23 Clemson Men's Basketball

Officials: Pat Driscoll, Brent Hampton, Justin Porterfield

Game Time	CLE	Score	Diff	GT
08:04	5 TYSON H defensive rebound (5)			
07:56	Timeout media			
07:49	5 TYSON H 2pt FG outside the paint, jump shot missed			
07:47				4 FRANKLIN J defensive rebound (3)
07:21		58-44	14	13 KELLY M 2pt FG in the paint, layup made (7)
07:21				1 STURDIVANT K assist (5)
06:55	5 TYSON H 3pt FG , jump shot made (8)	61-44	17	
06:55	24 HALL P assist (2)			
06:34				3 COLEMAN D 3pt FG , jump shot missed
06:32	5 TYSON H defensive rebound (6)			
06:18	4 SCHIEFFELIN I 2pt FG in the paint, layup made (2)	63-44	19	
06:13				Timeout 30 Sec
05:47				1 STURDIVANT K 3pt FG , jump shot missed
05:45	5 TYSON H defensive rebound (7)			
05:35	11 GALLOWAY B turnover bad pass (1)			3 COLEMAN D steal (2)
05:28				1 STURDIVANT K 3pt FG from turnover, jump shot missed
05:26	4 SCHIEFFELIN I defensive rebound (6)			
05:10	24 HALL P 2pt FG outside the paint, jump shot missed			
05:06				1 STURDIVANT K defensive rebound (2)
04:55				3 COLEMAN D 3pt FG , jump shot missed
04:52				24 HOWARD R offensive rebound (2)
04:50				13 KELLY M 3pt FG second chance, jump shot missed
04:42				24 HOWARD R offensive rebound (3)
04:33				1 STURDIVANT K turnover travel (3)
04:26	2 HUNTER D turnover bad pass (4)			4 FRANKLIN J steal (2)
04:21		63-46	17	4 FRANKLIN J 2pt FG fast break from turnover in the paint, layup made (12)
03:55	5 TYSON H 2pt FG in the paint, jump shot made (10)	65-46	19	
03:31		65-48	17	13 KELLY M 2pt FG in the paint, layup made (9)
03:05	10 MIDDLEBROOKS B 2pt FG in the paint, layup made (4)	67-48	19	
03:05	11 GALLOWAY B assist (5)			
02:39				5 SMITH D 2pt FG outside the paint, jump shot missed
02:37	5 TYSON H defensive rebound (8)			
02:21	4 SCHIEFFELIN I 3pt FG , jump shot missed			
02:19				5 SMITH D defensive rebound (10)
02:13		67-51	16	3 COLEMAN D 3pt FG , jump shot made (7)
02:13				5 SMITH D assist (4)
02:13				Timeout 60 Sec
01:42	5 TYSON H 2pt FG in the paint, turnaround jump shot made (12)	69-51	18	
01:19				13 KELLY M 2pt FG outside the paint, jump shot missed
01:17	4 SCHIEFFELIN I defensive rebound (7)			
01:06	2 HUNTER D foul drawn (2)			5 SMITH D foul personal (3 - 5)
00:48	2 HUNTER D 2pt FG in the paint, layup blocked			
00:48				5 SMITH D block (1)
00:43				4 FRANKLIN J defensive rebound (4)
00:42	5 TYSON H steal (1)			4 FRANKLIN J turnover bad pass (1)
00:28	21 WIGGINS C 3pt FG from turnover, jump shot made (12)	72-51	21	
00:28	32 NAUSEEF D assist (1)			



Official Basketball Play by Play - Second Half

Georgia Tech at Clemson

01/24/23 Littlejohn Coliseum, Clemson
2022-23 Clemson Men's Basketball

Game Time: 9:00 PM

Game Duration: 1:54

Attendance: 6,923

Officials: Pat Driscoll, Brent Hampton, Justin Porterfield

Game Time	CLE	Score	Diff	GT
00:16				1 STURDIVANT K 2pt FG outside the paint, jump shot missed
00:15				4 FRANKLIN J offensive rebound (5)
00:02				3 COLEMAN D 2pt FG second chance in the paint, jump shot missed
00:02	32 NAUSEEF D defensive rebound (1)			
END OF GAME				
CLE 72-51 GT				





Officials: Pat Driscoll, Brent Hampton, Justin Porterfield

Georgia Tech - 23

NO.	Name	Min	FG	3P	FT	Rebounds			Fouls		TP	AS	TO	ST	Blocks		+/-
			M-A	M-A	M-A	OR	DR	TOT	PF	FD					BS	BA	
14	Jalon Moore	F 14:58	1-4	0-1	2-2	2	0	2	2	1	4	0	0	0	1	0	-6
24	Rodney Howard	C 07:27	0-0	0-0	0-0	3	0	3	1	0	0	0	0	0	0	0	-5
3	Dallan "Deebo" Coleman	G 16:41	2-7	1-4	0-0	0	2	2	0	0	5	1	0	1	0	0	-13
5	Deivon Smith	G 16:45	0-4	0-1	0-0	1	3	4	1	0	0	1	2	1	1	0	-9
13	Miles Kelly	G 18:23	3-9	0-4	0-0	0	2	2	0	0	6	0	0	0	0	0	-7
1	Kyle Sturdivant	11:30	1-4	0-2	0-0	0	1	1	0	0	2	2	2	0	0	0	-10
4	Ja'von Franklin	14:16	3-5	0-0	0-0	1	2	3	1	2	6	0	1	1	0	1	-10
Team						1	0	1			0		0				
Totals			10-33	1-12	2-2	8	10	18	5	3	23	4	5	3	2	1	-12

Shooting By Period		
2 nd FG%	10-33	30.3%
3PT%	1-12	8.3%
FT%	2-2	100%
GM FG%	10-33	30.3%
3PT%	1-12	8.3%
FT%	2-2	100.0%

Dead Ball Rebounds: 0, 0

Technical Fouls: NONE

Clemson - 35

NO.	Name	Min	FG	3P	FT	Rebounds			Fouls		TP	AS	TO	ST	Blocks		+/-
			M-A	M-A	M-A	OR	DR	TOT	PF	FD					BS	BA	
4	Ian Schieffelin	F 14:27	1-4	0-2	0-0	1	4	5	0	1	2	3	1	0	0	1	8
5	Hunter Tyson	F 15:46	3-6	1-3	2-2	0	5	5	1	1	9	1	1	1	0	0	6
24	PJ Hall	F 13:39	4-6	1-2	1-1	0	4	4	1	2	10	1	0	0	0	0	12
2	Dillon Hunter	G 19:18	3-4	1-1	0-0	0	0	0	0	1	7	0	2	0	0	1	9
11	Brevin Galloway	G 17:47	1-2	0-1	0-0	0	1	1	0	0	2	4	1	0	0	0	7
10	Ben Middlebrooks	05:15	1-1	0-0	0-0	0	0	0	0	0	2	0	0	0	1	0	-3
21	Chauncey Wiggins	08:21	1-2	1-1	0-0	0	0	0	0	0	3	0	0	0	0	0	8
22	RJ Godfrey	03:21	0-0	0-0	0-0	0	0	0	1	0	0	0	0	0	0	0	4
14	Devin Foster	00:42	0-0	0-0	0-0	0	0	0	0	0	0	0	0	0	0	0	3
15	Jack Nauseef	00:42	0-0	0-0	0-0	0	0	0	0	0	0	0	0	0	0	0	3
32	Daniel Nauseef	00:42	0-0	0-0	0-0	0	1	1	0	0	0	1	0	0	0	0	3
Team						0	0	0			0		0				
Totals			14-25	4-10	3-3	1	15	16	3	5	35	10	5	1	1	2	12

Shooting By Period		
2 nd FG%	14-25	56.0%
3PT%	4-10	40.0%
FT%	3-3	100%
GM FG%	14-25	56.0%
3PT%	4-10	40.0%
FT%	3-3	100.0%

Dead Ball Rebounds: 0, 0

Technical Fouls: NONE

	GT	CLE
Biggest lead	0 (1 st 20:00)	21 (2 nd 0:28)
Best Scoring Run	4 (2 nd 11:52)	5 (2 nd 9:29)
Lead Changes	0	
Times Tied	0	
Time with Lead	00:00	19:47

	GT	CLE
Points from		
Turnovers	6	8
Paint	14	20
Second Chance	6	3
Fast Breaks	2	0
Bench	8	5

Period by Period Scoring			
	1st	2nd	TOT
GT	28	23	51
CLE	37	35	72

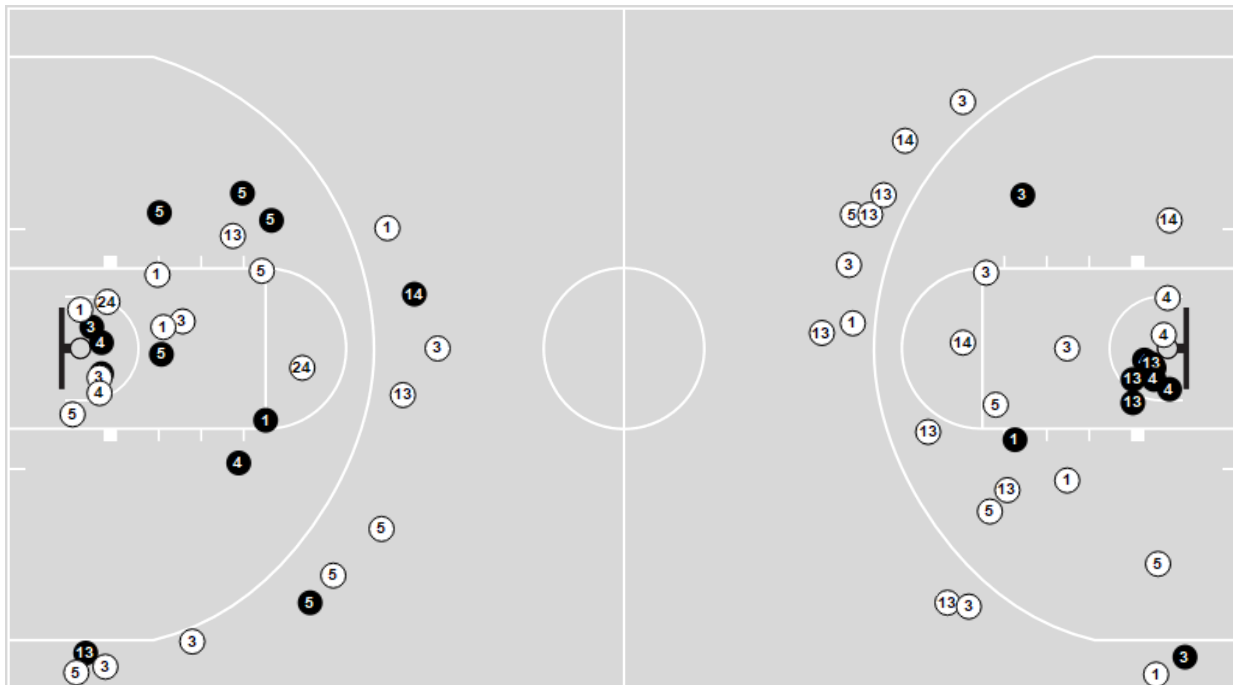




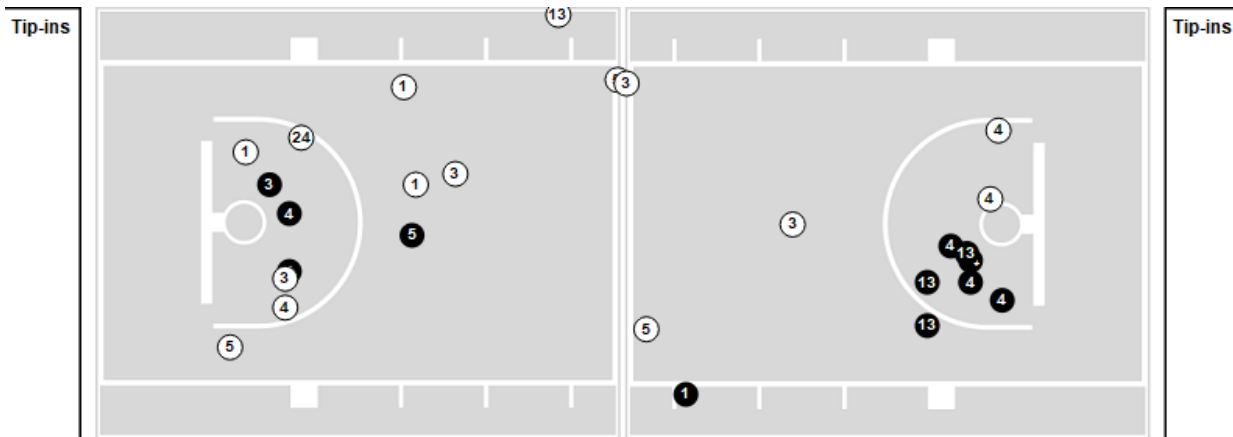
Players => All ; FG Types => All ; Results => All ;

Georgia Tech

All Field Goals



Shots in the Paint



● Made ○ Missed N - Player Number

Georgia Tech	M/A	%
Field Goals	22/64	34
2 Points	18/41	44
3 Points	4/23	17
Free Throws	3/4	75

Georgia Tech	M/A	%
Points in the Paint	24 (12/26)	46
Fast Break Points	2 (1/1)	100
Second Chance Points	6 (3/8)	38
Effective FG%	38	

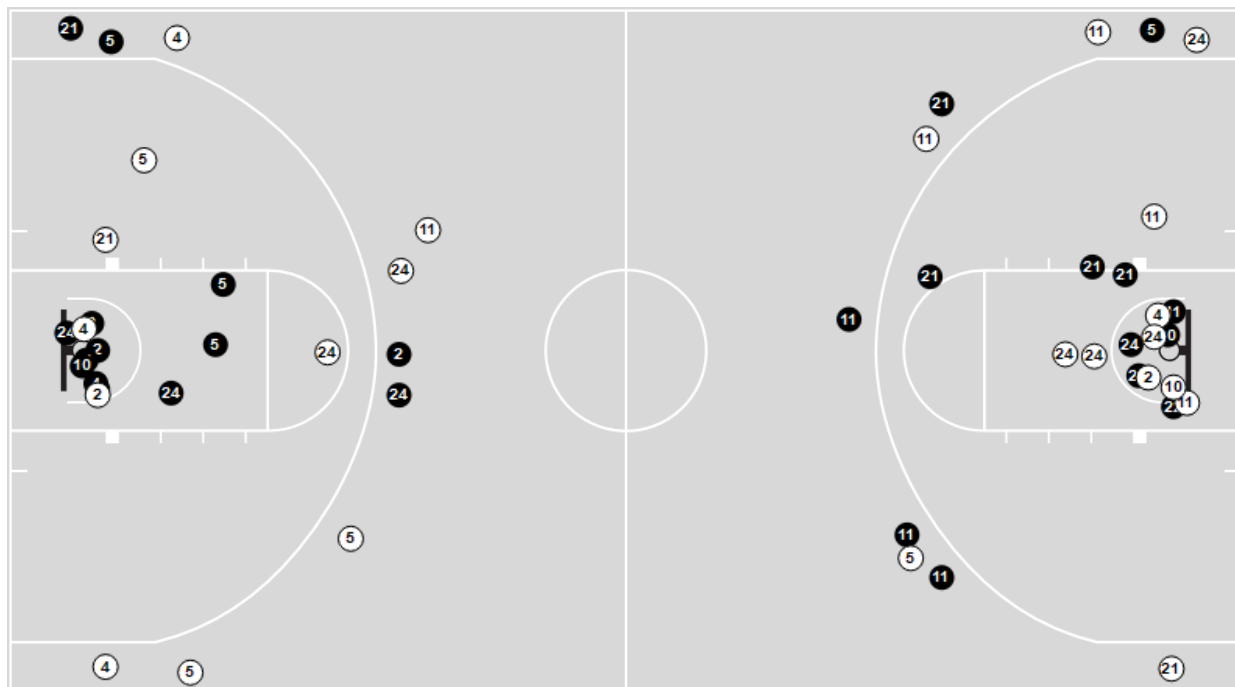




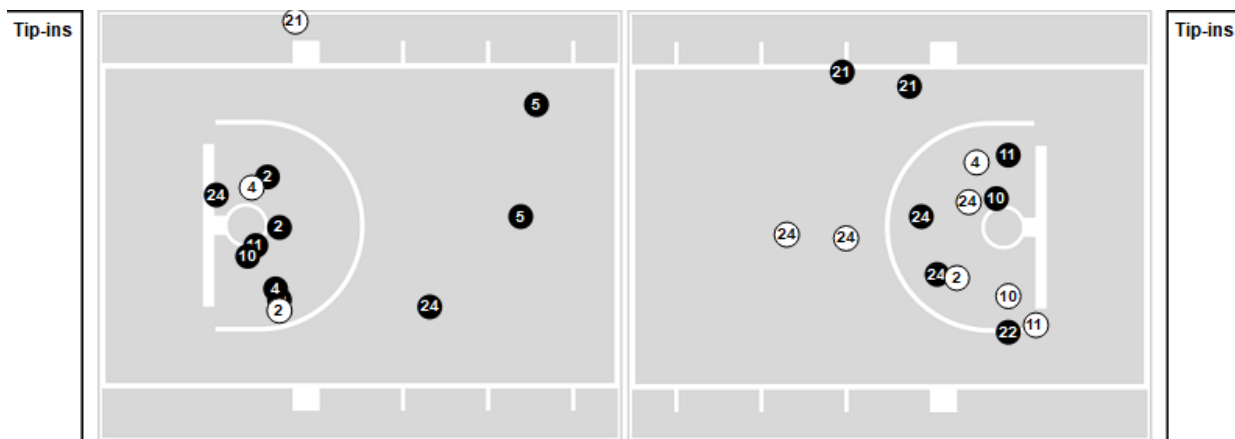
Players => All ; FG Types => All ; Results => All ;

Clemson

All Field Goals



Shots in the Paint



● Made ● Missed N - Player Number

Clemson	M/A	%
Field Goals	27/51	53
2 Points	18/31	58
3 Points	9/20	45
Free Throws	9/11	82

Clemson	M/A	%
Points in the Paint	32 (16/25)	64
Fast Break Points	0 (0/0)	0
Second Chance Points	7 (3/3)	100
Effective FG%	62	