

GAME NOTES



ACC 30 POSTSEASON APPEARANCES | 13 NCAA TOURNAMENTS | 4 SWEET SIXTEENS | 1 ELITE EIGHT | 1990 ACC REGULAR SEASON CHAMPIONS



(19/19) CLEMSON (15-3, 7-0 ACC) vs. WAKE FOREST (13-5, 5-2 ACC)

TUESDAY, JANUARY 17 • 9 P.M. ET • LJVM COLISEUM • WINSTON-SALEM, N.C.



GAME 19

CLEMSON RECORDS

| | | |
|--------------------------------|------|--------|
| Overall: | 15-3 | Won-7 |
| vs. ACC opponents: | 7-0 | Won-7 |
| Non-Conference regular-season: | 8-3 | Won-1 |
| Home: | 10-0 | Won-13 |
| Away: | 3-1 | Won-3 |
| Neutral: | 2-2 | Won-1 |

2022-23 SCHEDULE/RESULTS

| Date | Opponent | TV | Score/Time (ET) |
|--------|---|----------|-----------------|
| 11/2 | Benedict (Exhibition) | --- | W, 91-45 |
| 11/7 | The Citadel | ACCNX | W, 80-69 |
| 11/11 | at South Carolina | SECN+ | L, 58-60 |
| 11/15 | USC Upstate | ACCNX | W, 81-70 |
| 11/18 | Bellarmine | ACCNX | W, 76-66 |
| 11/21 | Loyola Maryland | ACCNX | W, 72-41 |
| 11/25 | vs. No. 25/24 Iowa ¹ | CBSSN | L, 71-74 |
| 11/26 | vs. California ¹ | FloHoops | W, 67-59 |
| 11/29 | Penn State ² | ESPNU | W, 101-94 2OT |
| 12/2 | Wake Forest* | RSN | W, 77-57 |
| 12/7 | Towson | RSN | W, 80-75 |
| 12/10 | vs. Loyola Chicago ³ | ACCN | L, 58-76 |
| 12/17 | vs. Richmond ⁴ | ACCNX | W, 85-57 |
| 12/21 | at Georgia Tech* | ESPN2 | W, 79-66 |
| 12/30 | NC State* | ACCN | W, 78-64 |
| 1/4 | at Virginia Tech* | ESPNU | W, 68-65 |
| 1/7 | at Pittsburgh* | ESPN2 | W, 75-74 |
| 1/11 | Louisville* | RSN | W, 83-70 |
| 1/14 | No. 24 Duke* | ACCN | W, 72-64 |
| 1/17 | at Wake Forest* | RSN | 9 p.m. |
| 1/21 | Virginia Tech* | ESPN2/U | 6 p.m. |
| 1/24 | Georgia Tech* | ACCN | 9 p.m. |
| 1/28 | Florida State* | ACCN | 5 p.m. |
| 1/31 | at Boston College* | ACCN | 7 p.m. |
| 2/4 | Miami (Fla.)* | ACCN | 3 p.m. |
| 2/11 | at North Carolina* | ESPN2 | 2 p.m. |
| 2/15 | Florida State* | RSN | 7 p.m. |
| 2/18 | at Louisville* | ACCN | 7 p.m. |
| 2/22 | Syracuse* | ACCN | 7 p.m. |
| 2/25 | at NC State* | RSN | 12 p.m. |
| 2/28 | at Virginia* | ACCN | 7 p.m. |
| 3/4 | Notre Dame* | ACCN | 8 p.m. |
| 3/8-12 | New York Life ACC Tournament ⁵ | | |

* - ACC contest; Note: Home games in bold; ¹ Emerald Coast Challenge (Niceville, Fla.); ² ACC/Big 10 Challenge; ³ Holiday Hoopsgiving (Atlanta, Ga.); ⁴ Greenville Invitational (State Farm Arena, Atlanta, Ga.); ⁵ ACC Tournament (Greensboro Coliseum, Greensboro, N.C.)

TABLE OF CONTENTS

| | |
|--------------------------------|-------|
| Broadcast Sheet | 2 |
| Rosters | 3 |
| Head Coach Brad Brownell | 4 |
| Team Notes | 5-11 |
| Player Stats/Notes | 12-33 |
| Miscellaneous Stats | 34 |
| Superlatives | 35-36 |
| Stats/Box Scores | 37-42 |
| Radio/Television Roster | 43 |

CLEMSON SOCIAL MEDIA

Twitter | Instagram @ClemsonMBB
Facebook Facebook.com/ClemsonMBB

ATHLETIC COMMUNICATIONS

SID Contact: Ben Winterrowd
Cell Phone: 630.862.8828
Email: winterrowd@clemson.edu
Secondary Contact: Jere Drummond
Email: jered@g.clemson.edu

BROADCAST INFORMATION

TV: RSN (Eric Collins; PxP, Brian Oliver; Analyst)
Watch Link: <https://es.pn/3WdA1oL>
Radio: Clemson Athletic Network (Don Munson/Tim Bourret)
Engineer: Ben Milstead
Clemson Radio Affiliates: 105.5 The ROAR (Flagship)
Sirius/XM: 382/972 (Clemson Broadcast)

SERIES HISTORY

Overall: Clemson trails 67-100
In Clemson: Clemson leads 45-36
In Winston-Salem: Clemson trails 17-54
At neutral sites: Clemson trails 5-10
Current streak: Clemson, 3
Coach Brownell vs. Wake Forest: 15-3

SETTING THE SCENE BETWEEN THE TIGERS AND DEMON DEACONS

- The contest will be televised on RSN with Eric Collins and Brian Oliver calling the action, while Don Munson and Tim Bourret will call the action on the radio waves. The radio call will be available on the Clemson Athletic Network and ClemsonTigers.com.
- Live stats will be provided on ClemsonTigers.com and Twitter updates will be available on Clemson's official account (@ClemsonMBB).

CLEMSON BASKETBALL HEADLINES


- Clemson enters the Associated Press Top 25 at No. 19. First ranking since week of 1-18-21 (20/22). The Tigers also climbed into the USA Today Coaches Poll – ranked No. 19.
- Head Coach Brad Brownell won his 400th career game in a 72-64 win over Duke. He has 83 at UNC Wilmington, 84 at Wright State and 233 at Clemson.
- Clemson is 38th in Division I and second in the ACC in 3-point shooting (38.0 percent). The Tigers are 10th nationally and first in the ACC in free throw shooting (78.9 percent).
- The Tigers moved to 7-0 in ACC play, extending its best start in the ACC in school history with a win over Duke. Clemson has won 11-straight ACC regular season games (program record).
- Hunter Tyson posted career highs in points (31) and rebounds (15) in the Tigers' 78-64 win over NC State (Dec. 30). It was the first 30-point, 15-rebound game since Horace Grant (vs. WF on Feb. 18, 1987 – 33 and 20).
- The graduate senior is eighth in the nation in double-doubles (9) and second in the ACC (Armando Bacot, North Carolina).
- Tyson was named Co-ACC Player of the Week for his performance. The first of his career. (Jan. 2).
- Tyson returned for his graduate campaign and will look to become the Tigers' all-time games played leader in program history. Tyson has played 124 games and needs 11 to become the all time leader (134; Cliff Hammonds, K.C. Rivers, Trevor Booker and David Potter).
- PJ Hall netted a season-high 26 points in a win over Duke (Jan. 14). He was selected as an All-ACC Preseason Second Team pick by ACC media. Hall was also named to the Kareem Abdul-Jabbar Center of the Year Award Watch List.
- For the fifth time overall and second time against an ACC opponent in program history, Clemson won a game by 20 in which they trailed at halftime. The Tigers trailed Wake 33-26 at half and won 77-57.
- Clemson won its 21st double-overtime game in program history 101-94 over Penn State in the 2022 ACC/Big Ten Challenge. Hunter Tyson (24) and PJ Hall (22) combined for 46 points in the effort.
- Chase Hunter earned All-Tournament honors at the Emerald Coast Classic.
- Five double-digit scorers led the Tigers over Bellarmine (Nov. 18). The Tigers are 12-0 in their last 12 games in which they have accomplished that feat.
- Ian Schieffelin (20pts, 14reb) and Hunter Tyson (19pts, 13reb) both netted double-doubles in the season opener. It was Schieffelin's first of his career and Tyson's second at the time.
- Schieffelin set career highs in points (20) and rebounds (14) and offensive rebounds (9). His nine offensive rebounds were the most since James Mays (10 at Maryland, 1-13-07).
- Brevin Galloway is one of just nine players that's at least 25 years old playing in Division I this season.

STATISTICAL OUTLOOK

| --/-- | Clemson | Ht. | Wt. | Yr. | Hometown | GP/GS | PPG | RPG | APG | MPG |
|-------|------------------|--------|-----|------|-----------------------|-------|------|-----|-----|------|
| G 0 | Josh Beadle | 6-3 | 182 | Rfr. | Columbia, S.C. | 17/0 | 2.5 | 1.3 | 1.2 | 15.6 |
| G 1 | Chase Hunter | 6-3.5 | 204 | So. | Atlanta, Ga. | 18/18 | 14.0 | 2.7 | 4.3 | 31.8 |
| G 2 | Dillon Hunter | 6-3.5 | 193 | Fr. | Atlanta, Ga. | 17/0 | 0.7 | 1.1 | 1.1 | 9.9 |
| F 4 | Ian Schieffelin | 6-7 | 230 | So. | Loganville, Ga. | 18/6 | 5.6 | 4.1 | 1.7 | 18.0 |
| F 5 | Hunter Tyson | 6-8 | 217 | Gr. | Monroe, N.C. | 18/18 | 15.7 | 9.8 | 1.6 | 34.8 |
| F 10 | Ben Middlebrooks | 6-10.5 | 242 | So. | Fort Lauderdale, Fla. | 18/7 | 3.8 | 2.9 | 0.3 | 12.0 |
| G 11 | Brevin Galloway | 6-3 | 210 | Gr. | Anderson, S.C. | 18/17 | 10.5 | 2.7 | 2.4 | 29.4 |
| G 12 | Alex Hemenway | 6-4 | 195 | Sr. | Newburgh, Ind. | 12/12 | 9.8 | 2.5 | 1.5 | 32.3 |
| G 13 | Chauncey Gibson | 6-5 | 188 | Fr. | Dallas, Texas | | | | | |
| G 14 | Devin Foster | 6-2 | 182 | Sr. | Canton, Mass. | 2/0 | 0.0 | 0.5 | 0.0 | 1.4 |
| G 15 | Jack Nauseef | 6-1 | 163 | Sr. | Dayton, Ohio | 2/0 | 0.0 | 0.5 | 0.5 | 1.4 |
| G 20 | Matt Kelly | 6-1 | 172 | So. | Charleston, S.C. | 2/0 | 0.0 | 0.5 | 0.5 | 1.4 |
| F 21 | Chauncey Wiggins | 6-10 | 205 | Fr. | Grayson, Ga. | 11/0 | 1.3 | 0.4 | 0.2 | 5.3 |
| F 22 | RJ Godfrey | 6-7 | 225 | Fr. | Suwanee, Ga. | 17/1 | 3.4 | 1.5 | 0.4 | 7.5 |
| F 24 | PJ Hall | 6-10 | 245 | Jr. | Spartanburg, S.C. | 17/11 | 13.2 | 4.5 | 1.0 | 21.5 |
| F 32 | Daniel Nauseef | 6-7 | 215 | So. | Dayton, Ohio | 2/0 | 1.0 | 0.5 | 0.0 | 1.4 |

2022-23 CLEMSON BROADCAST SHEET

0



JOSH BEADLE

R-FR • G • 6-3 • 182 • COLUMBIA, S.C./CARDINAL NEWMAN

| | MIN | PTS | REB | AST | FG% | 3FG% | FT% |
|--------|------|-----|-----|-----|------|------|------|
| 22-23 | 15.6 | 2.5 | 1.3 | 1.2 | .327 | .188 | .571 |
| Career | 15.6 | 2.5 | 1.3 | 1.2 | .327 | .188 | .571 |

Season Highs: PTS (8), FG (4), 3FG (2), REB (3), AST (3), BLK (2), STL (2)

- » Rated as a three-star prospect, according to 247Sports and Rivals.
- » Averaged 16.9 points, 6.2 rebounds, 3.8 assists and 1.4 steals per game as a senior at Cardinal Newman. Eclipsed 1,000 career points.
- » Won back-to-back SCISA Class 3A Championships and led team in scoring. Last three seasons: shot over 50.0%, 40.0% from three, 70.0% at the line.
- » Three-time All-Region, All-State, All-Tournament and All-Star player.
- » Chose Clemson over Wake Forest and VCU.

1



CHASE HUNTER

R-JR • G • 6-3.5 • 204 • ATLANTA, GA./WESTLAKE HS

| | MIN | PTS | REB | AST | FG% | 3FG% | FT% |
|--------|------|------|-----|-----|------|------|------|
| 22-23 | 31.8 | 14.0 | 2.7 | 4.3 | .415 | .403 | .826 |
| Career | 21.8 | 7.0 | 2.1 | 2.1 | .406 | .324 | .770 |

Season Highs: PTS (23), FG (8), 3FG (4), FT (4), REB (5), AST (8), BLK (1), STL (2)

- » Tied career high with 23 points vs. The Citadel. Career-high 8 assists vs. Bellarmine (Nov. 18).
- » Career-high 23 points (7-9 FG) in win at Boston College (Feb. 26). Tied career-high 7 reb.
- » Scored then-career-high 21 points vs. Wake Forest (2/23/22). Totaled career-best 10 field goals.
- » Came to Clemson as a four-star prospect and No. 98 overall in 247Sports' Top 100.
- » Rated the No. 4 player in the state of Georgia and the No. 14 combo guard in the country.
- » Chose Clemson over Georgia, Virginia, Oklahoma and Michigan State.

2



DILLON HUNTER


FR • G • 6-3.5 • 193 • ATLANTA, GA./WESTLAKE HS

| | MIN | PTS | REB | AST | FG% | 3FG% | FT% |
|--------|-----|-----|-----|-----|------|------|------|
| 22-23 | 9.9 | 0.7 | 1.1 | 1.1 | .167 | .000 | .667 |
| Career | 9.9 | 0.7 | 1.1 | 1.1 | .167 | .000 | .667 |

Season Highs: PTS (4), FG (2), REB (4), AST (4), BLK (1), STL (2)

- » He is the younger brother of current Tiger Chase Hunter, was ranked No. 64 in the ESPN 100 and rated a four-star prospect.
- » Hunter chose Clemson over Baylor, Auburn, Florida State, Kentucky, Georgia and Georgia Tech.
- » "He has excellent vision and a feel for the game, which makes him an outstanding passer and facilitator who complements our other freshmen very well."

4



IAN SCHIEFFELIN (CHEF-LIN)

SO • F • 6-7 • 230 • LOGANVILLE, GA./GRAYSON HS

| | MIN | PTS | REB | AST | FG% | 3FG% | FT% |
|--------|------|-----|-----|-----|------|------|------|
| 22-23 | 18.0 | 5.6 | 4.1 | 1.7 | .527 | .250 | .741 |
| Career | 14.0 | 4.0 | 3.3 | 1.2 | .456 | .286 | .727 |

Season Highs: PTS (20), FG (9), 3FG (1), FT (1), REB (14), OREB (9), AST (6), BLK (1), STL (1)

- » Career-high six assists vs. Duke (Jan. 14); Drew career-high three charges.
- » Career-high 20 points and 14 rebounds vs. The Citadel (Nov. 7); Career-best 9 off. rebounds.
- » Rated three-star prospect, according to 247Sports and Rivals.
- » Averaged 12.0 points, 12.0 rebounds and 3.0 blocks per game as a senior for a top-ranked program in Georgia (Grayson HS). Finished 10th in country and No. 1 among public schools.
- » Helped lead Grayson to a Region 8-AAAAAAA championship and 25-4 record as a soph.
- » Chose Clemson over Virginia Tech and Dayton.

5



HUNTER TYSON


GR • F • 6-8 • 217 • MONROE, N.C./PIEDMONT HS

| | MIN | PTS | REB | AST | FG% | 3FG% | FT% |
|--------|------|------|-----|-----|------|------|------|
| 22-23 | 34.8 | 15.7 | 9.8 | 1.6 | .481 | .427 | .838 |
| Career | 18.3 | 7.2 | 4.2 | 0.7 | .447 | .358 | .781 |

Season Highs: PTS (31), FG (9), 3FG (4), FT (9), REB (15), AST (3), BLK (1), STL (3)

- » 10th career double-double and ninth this season vs. Louisville (Jan. 11).
- » Career-high 31 points (9-13 FG, 4-5 3FG, 9-9 FT) against NC State (Dec. 30). Also totaled career-high 15 rebounds vs. Wolfpack. Seven career double-doubles; six this season.
- » First career double-double (18 points and 13 rebounds) vs. South Carolina (Dec. 18); Career-best six offensive rebounds.
- » First career start came against South Carolina (Dec. 15, 2019).

10



BEN MIDDLEBROOKS

SO • F • 6-10.5 • 242 • FORT LAUDERDALE, FLA./WESTMINSTER ACADEMY

| | MIN | PTS | REB | AST | FG% | 3FG% | FT% |
|--------|------|-----|-----|-----|------|------|------|
| 22-23 | 12.0 | 3.8 | 2.9 | 0.3 | .511 | .000 | .769 |
| Career | 8.7 | 2.3 | 1.8 | 0.3 | .536 | .000 | .735 |

Season Highs: PTS (10), FG (3), FT (4), REB (8), OREB (5), AST (1), BLK (1), STL (2)

- » Career-high 10 points vs. NC State (Dec. 30).
- » Rated a four-star prospect according to ESPN and reclassified from the Class of 2022.
- » Middlebrooks was a Top 100 player in the Class of 2022.
- » Averaged 20.5 points and 13.6 rebounds per game as a senior.
- » Chose Clemson over Florida, Auburn, Georgia, Ole Miss, Virginia Tech, Notre Dame, Dayton.
- » Sister, Mackenzy, was a member of Clemson's women's tennis program (graduated 2021).

11



BREVIN GALLOWAY

GR • G • 6-3 • 210 • ANDERSON, S.C. (SENECA HS/BOSTON COLLEGE)

| | MIN | PTS | REB | AST | FG% | 3FG% | FT% |
|--------|------|------|-----|-----|------|------|------|
| 22-23 | 29.4 | 10.5 | 2.7 | 2.4 | .453 | .342 | .826 |
| Career | 25.7 | 9.1 | 2.2 | 1.5 | .398 | .330 | .713 |

Season Highs: PTS (17), FG (7), 3FG (3), FT (7), REB (5), AST (4), BLK (1), STL (2)

- » Season-high 17 points (7-14 FG) against Duke (Jan. 14).
- » Eclipsed 1,000 career points with 10 points vs. Richmond (Dec. 17).
- » Transferred to Boston College prior to the 2021-22 season and played 25 games.
- » Averaged 8.3 points, 1.5 rebounds and 1.4 assists per game for the Eagles.
- » Netted double-figure points nine times last season, including a season-high 18 points twice against Georgia Tech (Jan. 12, 2022) and Clemson (Jan. 15, 2022).

12



ALEX HEMENWAY

JR • G • 6-4 • 195 • NEWBURGH, IND./CASTLE HS

| | MIN | PTS | REB | AST | FG% | 3FG% | FT% |
|--------|------|-----|-----|-----|------|------|------|
| 22-23 | 32.3 | 9.8 | 2.5 | 1.5 | .542 | .500 | .750 |
| Career | 17.1 | 5.6 | 1.4 | 0.6 | .456 | .433 | .776 |

Season Highs: PTS (18), FG (7), 3FG (4), FT (4), REB (6), AST (3), BLK (1), STL (1)

- » As it stands, he ranks fifth all-time in 3-point percentage in school history (43.3%).
- » 15 points and career-high 3 assists in win over Penn State (Nov. 29).
- » Finished 5-for-5 from the field and 3-for-3 from three against Loyola Maryland (Nov. 21).
- » Career-high 18 points (7-9 FG, 4-6 3FG) in 81-70 win over USC Upstate (Nov. 15).
- » Chose Clemson over Nebraska, Creighton, DePaul and Belmont.
- » Father, Todd, played high school soccer in Indiana with Head Coach Brad Brownell.

13



CHAUNCEY GIBSON

FR • G • 6-5 • 188 • DALLAS, TEXAS/KIMBALL HS

| | MIN | PTS | REB | AST | FG% | 3FG% | FT% |
|--------|-----|-----|-----|-----|-----|------|-----|
| 22-23 | | | | | | | |
| Career | -- | -- | -- | -- | -- | -- | -- |

Season Highs: REDSHIRTING

- » Redshirting the 2022-23 season.
- » Rated as a three-star prospect by 247Sports and Rivals.
- » Gibson averaged 17.6 points, 7.0 rebounds and 5.0 assists per game last season for Kimball High School.
- » Gibson is listed as the No. 23 player in the state of Texas by Blue Zurtuche and Texas Basketball Review.
- » He chose Clemson over SMU, Old Dominion and Texas Tech.

21



CHAUNCEY WIGGINS

FR • F • 6-10 • 205 • GRAYSON, GA./GRAYSON HS

| | MIN | PTS | REB | AST | FG% | 3FG% | FT% |
|--------|-----|-----|-----|-----|------|------|------|
| 22-23 | 5.3 | 1.3 | 0.4 | 0.2 | .462 | .286 | .000 |
| Career | 5.3 | 1.3 | 0.4 | 0.2 | .462 | .286 | .000 |

Season Highs: PTS (7), FG (3), 3FG (1), REB (2), BLK (1), STL (1)

- » Rated a three-star prospect, according to 247Sports and Rivals.
- » Wiggins averaged 12.1 points, 6.6 rebounds, 2.3 assists, 1.2 steals and 1.8 blocks per game last season for Grayson. He was high school teammates with current Tiger Ian Schieffelin (Loganville, Ga./Grayson).
- » Wiggins is ranked as the fourth-best player in the 2022 class from the state of Georgia and is a Top 150 player according to 247Sports.
- » Wiggins chose Clemson over NC State, Georgia, South Florida and Maryland.

22



RJ GODFREY


FR • F • 6-7 • 225 • SUWANEE, GA./NORTH GWINNETT HS

| | MIN | PTS | REB | AST | FG% | 3FG% | FT% |
|--------|-----|-----|-----|-----|------|------|------|
| 22-23 | 7.5 | 3.4 | 1.5 | 0.4 | .686 | .400 | .583 |
| Career | 7.5 | 3.4 | 1.5 | 0.4 | .686 | .400 | .583 |

Season Highs: PTS (10), FG (4), 3FG (2), FT (1), OREB (3), REB (6), AST (2), BLK (2), STL (1)

- » Season-high 10 points and six rebounds vs. Virginia Tech (Jan. 4).
- » Rated as a three-star prospect by 247Sports (#130) and Rivals (#135).
- » Godfrey averaged 16.0 points, 9.0 rebounds, 4.0 assists and 3.0 blocks per game last season. He is the rated the No. 5 player in the state of Georgia.
- » His father, Randall Godfrey, is an 11-year NFL veteran who played linebacker for the Dallas Cowboys, Tennessee Titans, Seattle Seahawks, San Diego Chargers and the Washington Commanders.
- » Godfrey chose Clemson over Ole Miss, Texas Tech, Georgia Tech, Utah and Georgia.

24



PJ HALL

JR • C • 6-10 • 245 • SPARTANBURG, S.C./DORMAN HS

| | MIN | PTS | REB | AST | FG% | 3FG% | FT% |
|--------|------|------|-----|-----|------|------|------|
| 22-23 | 21.5 | 13.2 | 4.5 | 1.0 | .528 | .412 | .778 |
| Career | 20.5 | 11.2 | 4.3 | 1.0 | .503 | .315 | .777 |

Season Highs: PTS (26), FG (10), 3FG (2), FT (8), REB (10), AST (4), BLK (3), STL (3)

- » Season-high 26 points (10-16 FG) against Duke (Jan. 14).
- » Had 25 consecutive double-figure scoring games; Three career double-doubles last year.
- » Career-high 28 points vs. FSU. Made career-high 12 free throws (12-13) vs. FSU; Set new career-high of 13 rebounds with career-best six offensive rebounds against Drake.
- » 2020 No. 1 prospect in the state of South Carolina; ESPN ranked Hall No. 48 in its Top 100.
- » Highest rated prospect of the Brownell Era and fourth all-time at Clemson (247Sports).
- » Chose Clemson over Virginia Tech, Florida, Tennessee, Georgia Tech and South Carolina.



DEVIN FOSTER

SR • G • 6-2 • 182

CANTON, MASS.

CANTON HS

- » Promoted undergraduate manager.
- » 2019 Mr. Basketball in Massachusetts
- » All-time leading scorer at Canton HS (1,306 points).

14



JACK NAUSEEF

SR • G • 6-1 • 163

DAYTON, OHIO

CHAMINADE JULIENNE CATHOLIC

- » Promoted undergraduate manager
- » Team captain and two-year starter in high school

15



MATT KELLY

SO • G • 6-1 • 172

CHARLESTON, S.C.

PORTER-GAUD HS

- » First year in the program.

20



DANIEL NAUSEEF

SO • F • 6-7 • 215

DAYTON, OHIO

CHAMINADE JULIENNE CATHOLIC

- » Promoted undergraduate manager

32

ROSTER

ALPHABETICAL

| No | Name | Pos | Hgt | Wgt | Cl. | Exp. | Hometown | Previous School |
|----|------------------|-----|--------|-----|------|------|-----------------------|-----------------------------|
| 0 | Josh Beadle | G | 6-3 | 182 | RFr. | HS | Columbia, S.C. | Cardinal Newman HS |
| 14 | Devin Foster | G | 6-2 | 182 | Sr. | 1VL | Canton, Mass. | Canton HS |
| 11 | Brevin Galloway | G | 6-3 | 210 | Gr. | 4VL | Anderson, S.C. | Boston College |
| 13 | Chauncey Gibson | G | 6-5 | 188 | Fr. | HS | Dallas, Texas | Kimball HS |
| 22 | RJ Godfrey | F | 6-7 | 225 | Fr. | HS | Suwanee, Ga. | North Gwinnett HS |
| 24 | PJ Hall | F | 6-10 | 245 | Jr. | 2VL | Spartanburg, S.C. | Dorman HS |
| 12 | Alex Hemenway | G | 6-4 | 195 | Sr. | 3VL | Newburgh, Ind. | Castle HS |
| 3 | Chase Hunter | G | 6-3.5 | 204 | RJr. | 3VL | Atlanta, Ga. | Westlake HS |
| 2 | Dillon Hunter | G | 6-3.5 | 193 | Fr. | HS | Atlanta, Ga. | Westlake HS |
| 20 | Matt Kelly | G | 6-1 | 172 | So. | HS | Charleston, S.C. | Porter-Gaud HS |
| 10 | Ben Middlebrooks | F | 6-10.5 | 242 | So. | 1VL | Fort Lauderdale, Fla. | Westminster Academy |
| 15 | Jack Nauseef | G | 6-1 | 163 | Sr. | 1VL | Dayton, Ohio | Chaminade Julianne Catholic |
| 32 | Daniel Nauseef | F | 6-7 | 215 | So. | 1VL | Dayton, Ohio | Chaminade Julianne Catholic |
| 1 | Ian Schieffelin | F | 6-7 | 230 | So. | 1VL | Loganville, Ga. | Grayson HS |
| 5 | Hunter Tyson | F | 6-8 | 217 | Gr. | 4VL | Monroe, N.C. | Piedmont HS |
| 21 | Chauncey Wiggins | F | 6-10 | 205 | Fr. | HS | Grayson, Ga. | Grayson |

NUMERICAL

| No | Name | Pos | Hgt | Wgt | Cl. | Exp. | Hometown | Previous School |
|----|------------------|-----|--------|-----|------|------|-----------------------|-----------------------------|
| 0 | Josh Beadle | G | 6-3 | 182 | RFr. | HS | Columbia, S.C. | Cardinal Newman HS |
| 1 | Chase Hunter | G | 6-3.5 | 204 | RJr. | 3VL | Atlanta, Ga. | Westlake HS |
| 2 | Dillon Hunter | G | 6-3.5 | 193 | Fr. | HS | Atlanta, Ga. | Westlake HS |
| 4 | Ian Schieffelin | F | 6-7 | 230 | So. | 1VL | Loganville, Ga. | Grayson HS |
| 5 | Hunter Tyson | F | 6-8 | 217 | Gr. | 4VL | Monroe, N.C. | Piedmont HS |
| 10 | Ben Middlebrooks | F | 6-10.5 | 242 | So. | 1VL | Fort Lauderdale, Fla. | Westminster Academy |
| 11 | Brevin Galloway | G | 6-3 | 210 | Gr. | 4VL | Anderson, S.C. | Boston College |
| 12 | Alex Hemenway | G | 6-4 | 195 | Sr. | 3VL | Newburgh, Ind. | Castle HS |
| 13 | Chauncey Gibson | G | 6-5 | 188 | Fr. | HS | Dallas, Texas | Kimball HS |
| 14 | Devin Foster | G | 6-2 | 182 | Sr. | 1VL | Canton, Mass. | Canton HS |
| 15 | Jack Nauseef | G | 6-1 | 163 | Sr. | 1VL | Dayton, Ohio | Chaminade Julianne Catholic |
| 20 | Matt Kelly | G | 6-1 | 172 | So. | HS | Charleston, S.C. | Porter-Gaud HS |
| 21 | Chauncey Wiggins | F | 6-10 | 205 | Fr. | HS | Grayson, Ga. | Grayson |
| 22 | RJ Godfrey | F | 6-7 | 225 | Fr. | HS | Suwanee, Ga. | North Gwinnett HS |
| 24 | PJ Hall | F | 6-10 | 245 | Jr. | 2VL | Spartanburg, S.C. | Dorman HS |
| 32 | Daniel Nauseef | F | 6-7 | 215 | So. | 1VL | Dayton, Ohio | Chaminade Julianne Catholic |

Head Coach: Brad Brownell

Associate Head Coach: Billy Donlon

Assistant Coaches: Sean Dixon and Dick Bender

Director of Basketball Operations: Andy Assaley

Special Assistant to the Head Coach: Jeff Reynolds

Director of Basketball Strength & Conditioning: Justin McClelland

Director of Player Development: Terrell McIntyre

Director of Recruiting: Lucas McKay

Sports Medicine: Brad Crowe

Video Coordinator: Aaron Stevens

Director of Basketball Performance Nutrition: Michelle Sweeney

Graduate Managers: Will Durham and AJ Morris

Undergraduate Managers: Joel Dance (Head Manager), Conner Pederson, Luke Ferrell, Andrew Latiff, Tyler Pepicilli, Hayden Johnson, Robert Liolio Cameron White, Jameson Browne, Carter Berry, Sebastian Miller, Luke Ciprich, Ryan Gormley and Elijah Richardson

PRONUNCIATION GUIDE

| | |
|-------------------------|------------------|
| Brad Brownell | BROW-nehl |
| Daniel and Jack Nauseef | NAW-seef |
| Ian Schieffelin | CHEF-lin |

CLEMSON TIGERS BLUEPRINT

Via High School Ranks (11)

Josh Beadle (2021 recruiting class)
 Chauncey Gibson (2022 recruiting class)
 RJ Godfrey (2022 recruiting class)
 PJ Hall (2020 recruiting class)
 Alex Hemenway (2019 recruiting class)
 Chase Hunter (2019 recruiting class)
 Dillon Hunter (2022 recruiting class)
 Ben Middlebrooks (2021 recruiting class)
 Ian Schieffelin (2021 recruiting class)
 Hunter Tyson (2018 recruiting class)
 Chauncey Wiggins (2022 recruiting class)

Via Transfer Portal (1)

Brevin Galloway (2022 recruiting class - Boston College)

Via Walk-On (4)

Devin Foster (2019 recruiting class - Elevated manager)
 Matt Kelly (2022 recruiting class)
 Jack Nauseef (2019 recruiting class - Elevated manager)
 Daniel Nauseef (2021 recruiting class - Elevated manager)

HEAD COACH BRAD BROWNELL



(Clicking on Coach Brownell's headshot will take you to his online bio)

CAREER RECORDS

Overall Record: 400-254
Conference Games (regular season career): 211-152
Non-Conference Games (at Clemson): 117-47
ACC Tournament: 6-11
NCAA Tournament (career): 3-6
Overtime Games (at Clemson): 14-8
NIT (career): 4-3

CAREER RECORDS (ACC PLAY)

Overall Record (Regular Season): 110-111
Overall Record (inc. postseason): 116-122
ACC Tournament: 6-10

ALL-TIME WINNINGEST COACHES

| | | |
|----|-------------------------------------|----------------|
| 1. | Brad Brownell (2010-present) | 233-169 |
| 2. | Cliff Ellis (1985-94) | 177-128 |
| 3. | Bill Foster (1975-84) | 156-106 |
| 4. | Oliver Purnell (2003-10) | 138-88 |
| 5. | Joe Davis (1932-40) | 101-86 |

CAREER COACHING RECORDS

Season Victories: 25
Cliff Ellis, 1986-87
Oliver Purnell, 2006-07
Brad Brownell, 2017-18

Home Victories
156, Brad Brownell (154-51), 2010-22

ACC Season Victories
11, Brad Brownell, 2017-18

ACC Home Victories
8, Brad Brownell, 2017-18; 2020-21

ACC Regular Season Career Victories
110, Brad Brownell (110-111), 2010-22

Overall Wins vs. ACC Teams
116, Brad Brownell (116-122), 2010-22

Overall Winning Percentage
vs. ACC Teams: .487, Brad Brownell (116-122), 2010-23

Overall ACC Home Winning Percentage
.679, Brad Brownell (76-36), 2010-22

ABOUT BRAD BROWNELL

Born November 15, 1968
Hometown Evansville, Indiana
High School Harrison High School
Degree DePauw University (1991); history
Master's University of Indianapolis (1994); history

FAMILY

Wife Paula
Daughter Abby
Daughter Kate

COACHING EXPERIENCE

| Years | School, Position |
|------------|---------------------------------|
| 1991-92 | Evansville, graduate assistant |
| 1992-94 | Indianapolis; assistant coach |
| 1994-2002 | UNC Wilmington, assistant coach |
| 2002-06 | UNC Wilmington, head coach |
| 2006-10 | Wright State, head coach |
| 2010-pres. | Clemson, head coach |

PLAYING EXPERIENCE

| Years | |
|----------------|--|
| 1988-91 | DePauw University (Ranks seventh in school history in career assists - 332; 15th in steals - 102; 17th in free throw percentage - .782) |
| 1989-90 Season | .899 free throw percentage; 132 assists, 47 steals (all top 10 single season; 2nd in FT, 10th in AST, 9th in STL) |

COACHING HONORS

| | |
|------|---|
| 2003 | Colonial Athletic Association Coach of the Year |
| 2006 | Colonial Athletic Association Coach of the Year |
| 2008 | Horizon League Coach of the Year |
| 2018 | Sports Illustrated College Basketball Coach of the Year |

COACHING TREE

Zavier Anderson (Assistant coach at Florida International)
Nick Bowman (Associate head coach at Nicholls State)
Matt Bucklin (Assistant coach at James Madison)
Tee Butters (Associate head coach at Charleston Southern)
Kylen Butler (Director of recruiting at Grand Canyon)
Mark Byington (Head coach at James Madison)
Austin Clauch (Head coach at Nicholls State)
Aaron Coombs (Head coach at Georgia Southwestern State)
Billy Donlon (Associate Head Coach at Clemson)
Jimmy Garrity (Head women's coach at Wofford)
Earl Grant (Head coach at Boston College)
Marty McGillan (Assistant coach at Longwood)
Riley McGillan (Assistant coach at Lenoir-Rhyne)
Lucas McKay (Director of recruiting at Clemson)
Rick Ray (Assistant coach at Colorado)
Richie Riley (Head coach at South Alabama)
Tanner Smith (Assistant coach at Stephen F. Austin)
Aaron Stevens (Video coordinator at Clemson)

NBA DRAFT PICKS UNDER BROWNELL

| | |
|------|--|
| 2014 | K.J. McDaniels, 32nd to Philadelphia |
| 2017 | Jaron Blossomgame, 59th to San Antonio |

BROWNELL'S YEAR-BY-YEAR HEAD COACHING RECORD

| YEAR | SCHOOL | OVERALL | .PCT | CONF. | POSTSEASON |
|---------|----------------|---------|------|-------|-------------------------------|
| 2002-03 | UNC Wilmington | 24-7 | .744 | 15-3 | NCAA, 1st round |
| 2003-04 | UNC Wilmington | 15-15 | .500 | 9-9 | |
| 2004-05 | UNC Wilmington | 19-10 | .655 | 13-5 | |
| 2005-06 | UNC Wilmington | 25-8 | .758 | 15-3 | NCAA, 1st round |
| 2006-07 | Wright State | 23-10 | .697 | 13-3 | NCAA, 1st round |
| 2007-08 | Wright State | 21-10 | .677 | 12-6 | |
| 2008-09 | Wright State | 20-13 | .606 | 12-6 | |
| 2009-10 | Wright State | 20-12 | .625 | 12-6 | |
| 2010-11 | Clemson | 22-12 | .647 | 9-7 | NCAA, 2nd round |
| 2011-12 | Clemson | 16-15 | .516 | 8-8 | |
| 2012-13 | Clemson | 13-18 | .419 | 5-13 | |
| 2013-14 | Clemson | 23-13 | .639 | 10-8 | NIT, Semifinals |
| 2014-15 | Clemson | 16-15 | .516 | 8-10 | |
| 2015-16 | Clemson | 17-14 | .548 | 10-8 | |
| 2016-17 | Clemson | 17-16 | .515 | 6-12 | NIT, 1st Round |
| 2017-18 | Clemson | 25-10 | .714 | 11-7 | NCAA, Sweet 16 |
| 2018-19 | Clemson | 20-14 | .588 | 9-9 | NIT, 2nd Round |
| 2019-20 | Clemson | 16-15 | .516 | 9-11 | No Postseason Due to COVID-19 |
| 2020-21 | Clemson | 16-8 | .667 | 10-6 | NCAA, 1st Round |
| 2021-22 | Clemson | 17-16 | .515 | 8-12 | |
| 2022-23 | Clemson | 15-3 | .833 | 7-0 | |

HEAD COACHING SUMMARY

| | | | |
|-------------------|----------------|-------------|----------------|
| at UNC Wilmington | 83-40 | .675 | 52-20 |
| at Wright State | 84-45 | .651 | 49-21 |
| at Clemson | 233-169 | .580 | 110-111 |
| TOTALS | 400-254 | .612 | 211-152 |

NOTE: Conference record is regular season only.

TEAM NOTES

CLEMSONGRIT

Program Definition: Passion and perseverance toward a long-term goal.

Culture of Commitment: Attitude, Energy and Effort.

» Instituted in 2016-17, the program embodies a workman-like culture and blue collar work ethic.

"Grit, passion and perseverance toward a long-term goal and that can be applied to many things. It's not just about a season. It might be a college career. It might be a professional career. It might be graduating from college. It can pertain to just about anything. You need to have tremendous passion for something in your life if you want to be successful." - Head Coach Brad Brownell

SERIES HISTORY VS. WAKE FOREST

- Clemson travels to Wake Forest and has won 15-out-of-the-last-17 in the series dating back to the 2010-11 season.
- Clemson has won the last three, which includes a 77-57 victory to open league play this year on Dec. 2, 2022.
- The below chart only signifies the last 17 results in the series. For a full series history, visit the Clemson Basketball Media Guide (page 162-163).
- The last time out against Wake Forest, the Tigers topped the Demon Deacons with one of its best second halves of the season. Trailing Wake Forest by seven at the break, Clemson won the second stanza 51-24.
- It was the fifth time overall and second time against an ACC opponent in program history that Clemson won a game by 20 in which they trailed at halftime. The Tigers trailed Wake 33-26 at half and won 77-57.
- Clemson had five in double-figures and were led by PJ Hall's 21 points and eight rebounds, while Hunter Tyson added a double-double with 15 points and 10 rebounds.
- Clemson has won seven games in a row overall, the ninth longest active winning streak in the nation. It will play at Wake Forest in its next game and the Demon Deacons have won 14 in a row at home, the eighth longest home winning streak in the country.
- A victory over Wake Forest on Tuesday would give Clemson a 4-0 record in road ACC games, the best start to a league road schedule for the program since 1986-87 when Horace Grant's Tiger team won its first five ACC road games.

WAKE FOREST

at Clemson (45-36)
at Wake Forest (17-54)
at Neutral Site (5-10)

| Year | Rank | Site | W/L | CU | Opp |
|---------|-------|------|-----|----|-----|
| 2022-23 | | H | W | 77 | 57 |
| 2021-22 | | H | W | 80 | 69 |
| 2020-21 | | A | W | 60 | 39 |
| 2019-20 | | A | L | 44 | 56 |
| 2019-20 | | H | W | 71 | 68 |
| 2018-19 | | H | W | 64 | 37 |
| 2017-18 | 20/NR | A | W | 75 | 67 |
| 2016-17 | | H | W | 95 | 83 |
| 2016-17 | | A | W | 73 | 68 |
| 2015-16 | | A | W | 76 | 62 |
| 2014-15 | | H | W | 59 | 57 |
| 2013-14 | | A | L | 57 | 62 |
| 2013-14 | | H | W | 61 | 53 |
| 2012-13 | | H | W | 60 | 44 |
| 2011-12 | | A | W | 78 | 58 |
| 2011-12 | | H | W | 71 | 60 |
| 2010-11 | | H | W | 63 | 49 |

CLEMSON RANKS SIXTH IN ACC IN WINS OVER LAST 5+ SEASONS

- Head Coach Brad Brownell has led the Tigers to the sixth-most overall wins amongst ACC teams since 2017-18.
- The Tigers have won 54 games in the league, which ranks fifth in that same time frame.

MOST WINS SINCE 2017-18 (AS OF 1/15/23)

| Rk | Team | 2022-23 | ACC | Overall | ACC |
|-----|----------------|---------|-----|---------|-------|
| 1. | Duke | 13-5 | 4-3 | 144-43 | 69-30 |
| 2. | Virginia | 13-3 | 5-2 | 140-37 | 78-22 |
| 3. | North Carolina | 12-6 | 4-3 | 128-64 | 62-37 |
| 4. | Florida State | 5-13 | 3-4 | 118-59 | 62-36 |
| 5. | Virginia Tech | 11-6 | 1-5 | 113-63 | 50-45 |
| 6. | Clemson | 15-3 | 7-0 | 109-66 | 54-45 |
| 7. | Syracuse | 12-6 | 5-2 | 107-74 | 51-48 |
| 8. | NC State | 14-4 | 4-3 | 104-71 | 47-53 |
| 9. | Miami | 14-3 | 5-2 | 101-76 | 46-56 |
| 10. | Notre Dame | 9-9 | 1-6 | 99-81 | 44-57 |
| 11. | Louisville | 2-16 | 0-7 | 94-77 | 48-48 |
| 12. | Georgia Tech | 8-9 | 1-6 | 81-89 | 40-60 |
| 13. | Wake Forest | 13-5 | 5-2 | 79-89 | 35-66 |
| 14. | Boston College | 8-10 | 2-5 | 71-98 | 29-67 |
| 15. | Pittsburgh | 12-6 | 5-2 | 71-99 | 26-73 |

NATIONAL RANKINGS

- Clemson entered the Associated Press Top 25 Poll on Jan. 16 and came in at No. 19 in the country.
- It's the Tigers' first appearance in the AP Top 25 since the week of Jan. 18, 2021 when the Tigers were ranked No. 22.

CLEMSON RECORD

- Clemson extended a school record with its victory over No. 24 Duke on Saturday, Jan. 14. The 72-64 victory was Clemson's 11th-straight ACC regular season win, a streak that goes back to the last four regular season games of the 2021-22 season.
- The previous record was achieved during the 1966-67 season when the Tigers won seven league games in a row between Feb. 4 and Feb. 25. That streak was broken in the final regular season game in a 73-71 loss to Virginia on Clemson's Senior Day.
- Clemson has won its first four games in the month of January for just the second time in the last 25 years. The only other year Clemson won its first four was in 2015-16 when it won its first five.

CLEMSON'S RECORD 7-0 ACC START

- With Clemson's 72-64 victory over No. 24 Duke, the Tigers began league play 7-0, extending their best start to league play in program history.
- Clemson previously got off to its best start in 1996-97 when Clemson advanced to a NCAA Sweet 16 and started 5-0.
- Of note, the Tigers defeated Duke in the second game of the five-game streak in 1996-97. Current Pittsburgh Head Coach Jeff Capel was a starting guard for the Blue Devils.

CLEMSON'S BEST STARTS IN ACC PLAY

| Year | Head Coach | ACC Finish | Start | Postseason |
|---------|---------------|------------|-------|-------------------|
| 2022-23 | Brad Brownell | -- | 7-0 | -- |
| 1996-97 | Rick Barnes | T-4th | 5-0 | NCAA, Sweet 16 |
| 1986-87 | Cliff Ellis | 2nd | 4-0 | NCAA, First Round |

TIGERS WON 13 IN A ROW AT LITTLEJOHN

- Clemson extended its home winning streak to 13 with a 72-64 win over No. 24 Duke on Jan. 14.
- That 13-game home winning streak was the longest for the Clemson program since the Tigers also had a 12-game home streak between Jan. 27, 2021 and Jan. 4, 2022. Virginia broke the streak with a 75-65 win over the Tigers on Jan. 4, 2022.
- Clemson had a 15-game home streak between March 1, 2017 and Feb. 18, 2018. Duke broke the streak with a 66-57 win over the Tigers on Feb. 18, 2018.
- The longest home winning streak in Clemson history is a 29-gamer from Jan. 7, 1989 to December 15, 1991. Charlotte ended that 29-game streak with a 108-100 victory.
- Overall, the 13-game winning streak is now the eighth longest in school history. Clemson first won at least 12

QUICK FACTS - CLEMSON

| | |
|--|---|
| Nickname | Tigers |
| Location | Clemson, S.C. 29633 |
| Colors | Tiger Orange and Regalia |
| Founded | 1889 |
| Enrollment | 27,341 |
| President | Dr. James P. Clements (Maryland-Baltimore County '86) |
| Director of Athletics | Graham Neff (Georgia Tech '06) |
| Conference | Atlantic Coast Conference |
| Facility (Capacity) | Littlejohn Coliseum (9,000) |
| Year Opened | 1968 (Renovated 2015-16) |
| Record at Facility | 588-210 |
| Record Crowd | 13,863 (Jan. 9, 1980 vs. Duke) |
| Head Coach | Brad Brownell (DePauw '91) |
| Years as full-time college coach (inc. GA) | 31 |
| Winning seasons (HC & Asst. & GA) | 26 |
| Record as a head coach | 400-254 |
| Record at Clemson | 233-169 |
| First Year of Basketball | 1911-12 |
| Seasons of Basketball | 111 |
| Overall Record | 1392-1349-1 |

games in a row at home between Jan. 16, 1951 and December 6, 1952. That was a 15-game streak at Fike Fieldhouse under head coach Banks McFadden.

CLEMSON'S LONGEST HOME WINNING STREAKS

| Streak | First Win | Streak Ended | Length |
|---------|--------------------|-------------------------------|--------|
| 1-7-89 | Maryland, 75-58 | 12-15-91, Charlotte, 100-108 | 29 |
| 2-21-79 | Duke, 70-49 | 1-17-81, Maryland, 62-68 (OT) | 24 |
| 2-12-06 | Maryland, 89-77 | 1-6-08, UNC, 88-90 (OT) | 19 |
| 1-12-08 | FSU, 97-85 (2OT) | 1-17-09, Wake Forest, 68-78 | 16 |
| 1-30-85 | UNC, 52-50 | 1-11-86, Virginia, 81-83 | 16 |
| 3-1-17 | NC State, 78-74 | 2-18-18, Duke, 57-66 | 15 |
| 1-16-51 | Furman, 85-59 | 12-6-52, Georgia, 55-57 | 15 |
| 2-23-22 | Wake Forest, 80-69 | present | 13 |
| 3-2-82 | Duke, 93-86 | 1-21-84, Virginia, 73-74 | 12 |
| 3-1-95 | NC State, 62-45 | 1-27-96, NC State, 61-64 | 12 |
| 1-27-21 | Louisville, 54-50 | 1-4-22, Virginia, 65-75 | 12 |

HEAD COACH BRAD BROWNELL EARNS 400TH CAREER WIN

- With Clemson's 72-64 win over No. 24 Duke, Head Coach Brad Brownell won his 400th career game.
- Brownell now has 233 wins at Clemson. He won 84 at Wright State and 83 at UNC Wilmington prior to arriving in Tigertown.
- Of note, three years ago on Jan. 11, 2020 Clemson ended the streak at Chapel Hill and won for the first time at North Carolina. The team followed that up by beating No. 3 Duke at home a few days later on Jan. 14 which moved coach Brownell to the top of the win list at Clemson.
- This year on Jan. 11, Clemson topped Louisville to give Clemson its first 6-0 start to ACC play in school history. They followed it up with a home win over No. 24 Duke on Jan. 14 to give coach Brownell his 400th career win.
- Not only was Clemson's win over Duke this past Saturday Brad Brownell's 400th career victory, it was the 400th ACC regular season victory in Clemson history.

CLEMSON DOWNS PITTSBURGH FOR 10TH STRAIGHT GAME

- When Clemson defeated Pittsburgh on Jan. 7 it gave Clemson 10 consecutive wins over the Panthers. This tied for the second longest winning streak for Clemson against an ACC foe. The record is an 11-game streak against Virginia between 1959-60 and 1964-65.
- Clemson lost its first three games against Pittsburgh, including two during the 2013-14 season, Pittsburgh's first year in the ACC.
- Head coach Brad Brownell is now 10-2 against the Panthers in his Clemson career. The two teams play just once during this regular season.

LONGEST CLEMSON WINNING STREAKS VS. SAME ACC TEAM

TEAM NOTES

PRONUNCIATION GUIDE

COACHES

| | |
|-------------------------------------|-----------|
| HC Brad Brownell | BROW-nehl |
| Player Development Terrell McIntyre | TUH-rell |
| Athletic Trainer Brad Crowe | "Crow" |

PLAYERS

| | |
|----------------------|----------|
| Jack and Dan Nauseef | NAW-seef |
| Ian Schieffelin | CHEF-lin |

HOMETOWNS/HIGH SCHOOLS

| | |
|--|--------------|
| Chaminade Julianne Catholic (Jack/Dan Nauseef) | SHAW-min-nod |
| Suwanee, Ga. (RJ Godfrey) | SOO-wahn-ee |

| Opponent | Wins | Years |
|----------------|------|--------------------|
| Virginia | 11 | 1959-60 to 1964-65 |
| Pittsburgh | 10 | 2014-15 to present |
| Georgia Tech | 10 | 2009-10 to 2013-14 |
| Boston College | 9 | 2013-14 to 2021-22 |

TYSON'S FIVE CONSECUTIVE DOUBLE-DOUBLES

- Clemson forward Hunter Tyson recorded five consecutive double-doubles, the longest streak of double-doubles by a Clemson player since Sharone Wright had five in a row from Feb. 17-March 3, 1993.
- The Clemson record for consecutive double-doubles is nine by Tree Rollins. Rollins recorded a double-double in each of his last eight games in 1973-74, his freshman year, then had one in the first game of his sophomore year.
- Tyson is just the sixth Clemson player to have a streak of at least five consecutive double-doubles. It has been done a total of nine times. Rollins did it on three separate occasions, while Davis did it twice. The others to have a streak of at least five in a row are Wright, Horace Grant and Tom Mahaffey.
- Tyson has been in quite a run the last five games, all Clemson victories. For the five-game period he has shot 32-58 from the field (.551), 15-31 from three-point distance (.484), 22-27 from the line (.814), pulled in 63 rebounds (12.6 per game,) and scored 101 points (20.2 per game). Additionally, he has just two turnovers in his last 187 minutes over the five games.
- Just for the record, the ACC mark for consecutive double-doubles is an incredible 40 by Billy Cunningham of North Carolina from 1962-64.

CLEMSON STREAK OF FIVE CONSECUTIVE DOUBLE-DOUBLES

| Player | Years | No. |
|----------------|---------|-----|
| Tree Rollins | 1973-75 | 9 |
| Tree Rollins | 1976-77 | 7 |
| Dale Davis | 1990-91 | 6 |
| Hunter Tyson | 2022-23 | 5 |
| Sharone Wright | 1992-93 | 5 |
| Dale Davis | 1989-90 | 5 |
| Horace Grant | 1986-87 | 5 |
| Tom Mahaffey | 1960-61 | 5 |

CLEMSON HAS OVERCOME HALFTIME DEFICIT 19 TIMES SINCE 2019-20

- For the fifth time this season, the Tiger overcame a halftime deficit to win. It was also the fourth time in league play this year.
- Clemson trailed No. 24 Duke 34-30 at the break, but would outscore the Blue Devils 42-30 in the second stanza to win by eight.
- For the second consecutive road contest, the Tigers overcame a halftime deficit to win. This time the Tigers trailed 40-38 at the break and beat Pittsburgh 75-74.
- On the road, Clemson overcame a three-point deficit at Virginia Tech to rally in the second half and win 68-65.
- For the second consecutive game in 2022-23, Clemson overcame a halftime deficit to win. This time in the ACC opener against Wake Forest.
- It was the just the third time in program history the

Tigers have overcome a halftime deficit of six or more in consecutive games to win.

- It marked just the fifth time in program history that the Tigers have won a game by at least 20 points after trailing at the half.
- It's only the second time in an ACC contest. The other time was also against Wake Forest on Feb. 7, 1998 – a 71-46 victory.
- The Tigers overcame a 35-29 halftime deficit on Nov. 29 against Penn State.
- Clemson played Penn State into two overtimes, eventually prevailing 101-94 to secure in a win in the last ACC/Big Ten Challenge game of the storied 23-year history.
- Clemson has overcome 18 halftime deficits dating back to the 2019-20 season.

OVERCOMING HALFTIME DEFICITS (2019-20 to Present)

| Date | Site | Half | Opponent | Half Margin | Final |
|----------|------|-------|----------------|-------------|--------------|
| 1-14-23 | H | 30-34 | Duke | -4 | 72-64 |
| 1-7-23 | A | 38-40 | Pittsburgh | -2 | 75-74 |
| 1-4-23 | A | 29-32 | Virginia Tech | -3 | 68-65 |
| 12-2-22 | H | 26-33 | Wake Forest | -7 | 77-57 |
| 11-29-22 | H | 29-35 | Penn State | -6 | 101-94 (2OT) |
| 3-5-22 | H | 30-33 | Virginia Tech | -3 | 63-59 |
| 3-2-22 | H | 27-33 | Georgia Tech | -6 | 68-65 |
| 11-9-21 | H | 24-32 | Presbyterian | -8 | 64-53 |
| 2-12-21 | H | 26-30 | Georgia Tech | -4 | 74-72 |
| 1-27-21 | H | 21-22 | Louisville | -1 | 54-50 |
| 1-5-21 | H | 32-39 | NC State | -7 | 74-70 (OT) |
| 1-2-21 | A | 32-34 | Miami (Fla.) | -2 | 66-65 |
| 12-29-20 | H | 29-34 | Florida State | -5 | 77-67 |
| 3-11-20 | N | 21-23 | Miami (Fla.) | -2 | 69-64 |
| 2-29-20 | H | 32-39 | Florida State | -7 | 70-69 |
| 1-28-20 | H | 33-35 | Syracuse | -2 | 71-70 |
| 1-21-20 | H | 31-37 | Wake Forest | -6 | 71-68 |
| 1-11-20 | A | 29-39 | North Carolina | -10 | 79-76 (OT) |
| 11-24-19 | N | 23-25 | TCU | -2 | 62-60 (OT) |

OVERCOMING HALFTIME DEFICITS AND WIN BY 20 OR MORE

| Date | Site | Half | Opponent | Half Margin | Final |
|----------|------|-------|-----------------|-------------|-------|
| 12-2-22 | H | 26-33 | Wake Forest | -7 | 77-57 |
| 11-19-15 | H | 31-33 | Texas Southern | -2 | 76-56 |
| 2-7-98 | H | 28-29 | Wake Forest | -1 | 71-46 |
| 2-5-83 | H | 32-35 | Baptist | -3 | 81-60 |
| 2-3-77 | H | 32-33 | Cleveland State | -1 | 77-55 |

TYSON OFFENSIVE

- Hunter Tyson put on a show against NC State in a 78-64 Clemson victory.
- Tyson netted a career-high 31 points (26 in the second half) and grabbed a career-high 15 rebounds.
- It marked Tyson's seventh career double-double. Six have come this season.
- It was the most points by a Tiger since Tevin Mack scored 32 against Syracuse on Jan. 18, 2020.
- It was also tied for the second most points behind Mack's 32 that has been scored by a Tiger in any home ACC contest since 2002.
- Edward Scott scored 36 against Florida State on Feb. 23, 2002.
- Tyson is the 39th player in Clemson history to score at least 30 points in a game.
- He is just the sixth Tiger since 2014 to score 30 points in a game.

30-POINT GAMES UNDER BROWNELL

| Date | Name | Site-Opponent | Points |
|----------|-------------------|------------------|--------|
| 12-30-22 | Hunter Tyson | H-NC State | 31 |
| 1-18-20 | Tevin Mack | H-Syracuse | 32 |
| 2-23-19 | Marcquise Reed | H-Boston College | 31 |
| 1-16-19 | Marcquise Reed | H-Georgia Tech | 30 |
| 3-23-18 | Gabe DeVoe | N-Kansas | 31 |
| 3-1-16 | Jaron Blossomgame | H-Virginia | 31 |
| 2-20-16 | Jaron Blossomgame | A-NC State | 33 |
| 2-8-16 | Jaron Blossomgame | H-Notre Dame | 30 |
| 3-19-14 | K.J. McDaniels | H-Georgia State | 30 |
| 2-11-14 | K.J. McDaniels | A-Notre Dame | 30 |

BRAD BROWNELL VS. 2022-23 OPPONENTS

| Opponent | at Clemson | Overall |
|-----------------|------------|---------|
| Bellarmine | 1-0 | 1-0 |
| Boston College | 12-4 | 12-4 |
| California | 1-0 | 1-0 |
| The Citadel | 5-0 | 5-0 |
| Duke | 4-13 | 4-13 |
| Florida State | 9-17 | 9-17 |
| Georgia Tech | 18-8 | 18-8 |
| Iowa | 1-1 | 1-1 |
| Louisville | 5-5 | 5-5 |
| Loyola Chicago | 0-1 | 7-2 |
| Loyola-Maryland | 1-0 | 1-0 |
| Miami (Fla.) | 8-9 | 8-9 |
| North Carolina | 3-12 | 3-14 |
| NC State | 12-9 | 12-10 |
| Notre Dame | 2-8 | 2-8 |
| Penn State | 1-0 | 1-0 |
| Pittsburgh | 10-2 | 10-2 |
| Richmond | 1-0 | 1-0 |
| South Carolina | 6-6 | 6-6 |
| Syracuse | 5-6 | 5-6 |
| Towson | 1-0 | 7-1 |
| USC Upstate | 2-0 | 2-0 |
| Virginia | 3-14 | 3-14 |
| Virginia Tech | 8-11 | 8-11 |
| Wake Forest | 15-2 | 15-3 |

CLEMSON VS. 2022-23 OPPONENTS

| Opponent | Overall |
|-----------------|---------|
| Bellarmine | 1-0 |
| Boston College | 20-8 |
| California | 1-1 |
| The Citadel | 62-24 |
| Duke | 33-112 |
| Florida State | 35-46 |
| Georgia Tech | 75-67 |
| Iowa | 1-3 |
| Louisville | 5-8 |
| Loyola Chicago | 0-1 |
| Loyola-Maryland | 1-0 |
| Miami (Fla.) | 16-15 |
| North Carolina | 23-134 |
| NC State | 58-105 |
| Notre Dame | 2-8 |
| Penn State | 4-1 |
| Pittsburgh | 10-3 |
| Richmond | 3-3 |
| South Carolina | 80-92 |
| Syracuse | 7-6 |
| Towson | 2-0 |
| USC Upstate | 2-0 |
| Virginia | 54-79 |
| Virginia Tech | 18-23 |
| Wake Forest | 67-100 |

CLEMSON'S 3-POINT DEFENSE IN LAST 14 GAMES

- Clemson had been allowing opponents to shoot 40.9 percent from 3-point range, including three-of-its-first-four opponents to eclipse the 40.0 percent plateau.
- It's been a different story over the last 14 games with the Tigers limiting opponents to a dismal 30.4 percent shooting from distance.

CLEMSON 3-POINT DEFENSE LAST 14 GAMES

| Date | Opponent | Site | 3FG-3FGA | Pct |
|----------|----------------|------|----------|------|
| 1-14-23 | Duke | H | 3-20 | .150 |
| 1-11-23 | Louisville | H | 9-20 | .450 |
| 1-7-23 | Pittsburgh | A | 11-29 | .379 |
| 1-4-23 | Virginia Tech | A | 9-23 | .375 |
| 12-30-22 | NC State | H | 8-31 | .258 |
| 12-21-22 | Georgia Tech | A | 5-23 | .217 |
| 12-17-22 | Richmond | N | 7-22 | .318 |
| 12-10-22 | Loyola Chicago | N | 12-24 | .500 |
| 12-7-22 | Towson | H | 9-26 | .346 |
| 12-2-22 | Wake Forest | H | 8-28 | .286 |

TEAM NOTES

LITTLEJOHN COLISEUM

First Game: Nov. 30, 1968 (Clemson 76, Georgia Tech 72)
Games: 799
Overall Record: 589-210 (.737)
Non-Conference: 361-44 (.891) | **ACC:** 229-166 (.580)
Brownell Era: 141-48 (.746) | **Non-Con:** 72-12 (.857) | **ACC:** 69-34 (.670)
Total Attendance (Avg.): 6,452,041 (8,076)
Total Attendance (Avg. Minus COVID-19): 6,430,438 (8,171)
Most Wins / Season: 16 (2006-07; 2013-14)

LITTLEJOHN COLISEUM HOME RECORD

| Year | Overall | Pct. | Attn. | Avg. |
|----------|---|-------|---------|--------|
| 1968-69 | 4-7 | .364 | 55,150 | 5,014 |
| 1969-70 | 6-5 | .546 | 50,877 | 4,625 |
| 1970-71 | 8-4 | .667 | 63,488 | 5,291 |
| 1971-72 | 6-4 | .600 | 81,278 | 8,128 |
| 1972-73 | 9-2 | .818 | 85,750 | 7,795 |
| 1973-74 | 9-4 | .692 | 103,519 | 7,963 |
| 1974-75 | 11-1 | .917 | 113,515 | 9,460 |
| 1975-76 | 8-5 | .615 | 107,220 | 8,248 |
| 1976-77 | 13-2 | .867 | 134,841 | 8,883 |
| 1977-78 | 10-5 | .667 | 138,115 | 9,208 |
| 1978-79 | 13-3 | .813 | 144,535 | 9,033 |
| 1979-80 | 15-0 | 1.000 | 130,900 | 8,727 |
| 1980-81 | 12-4 | .750 | 145,792 | 9,112 |
| 1981-82 | 11-5 | .688 | 139,731 | 8,733 |
| 1982-83 | 9-7 | .563 | 131,063 | 8,191 |
| 1983-84 | 11-5 | .688 | 129,600 | 8,100 |
| 1984-85 | 12-4 | .750 | 130,136 | 8,134 |
| 1985-86 | 14-5 | .737 | 144,699 | 7,616 |
| 1986-87 | 15-2 | .882 | 142,274 | 7,328 |
| 1987-88 | 12-4 | .750 | 117,250 | 7,328 |
| 1988-89 | 13-1 | .929 | 114,123 | 8,151 |
| 1989-90 | 14-0 | 1.000 | 122,540 | 8,753 |
| 1990-91 | 9-7 | .563 | 121,314 | 7,582 |
| 1991-92 | 12-4 | .750 | 114,691 | 7,168 |
| 1992-93 | 11-5 | .688 | 113,803 | 7,113 |
| 1993-94 | 11-4 | .733 | 108,074 | 7,205 |
| 1994-95 | 11-5 | .688 | 116,754 | 7,297 |
| 1995-96 | 14-2 | .875 | 150,037 | 9,377 |
| 1996-97 | 12-3 | .800 | 147,019 | 9,801 |
| 1997-98 | 11-3 | .786 | 156,103 | 11,151 |
| 1998-99 | 12-3 | .800 | 141,728 | 9,449 |
| 1999-00 | 7-9 | .438 | 142,679 | 8,918 |
| 2000-01 | 9-7 | .563 | 137,909 | 8,619 |
| 2001-02 | 8-8 | .500 | 139,954 | 8,747 |
| 2002-03 | 5-4 | .555 | 80,600 | 8,956 |
| 2003-04 | 10-6 | .625 | 122,900 | 7,681 |
| 2004-05 | 10-5 | .667 | 111,886 | 7,459 |
| 2005-06 | 12-4 | .750 | 106,251 | 6,641 |
| 2006-07 | 16-4 | .800 | 147,122 | 7,356 |
| 2007-08 | 14-2 | .875 | 137,739 | 8,609 |
| 2008-09 | 13-3 | .813 | 135,619 | 8,476 |
| 2009-10 | 14-2 | .875 | 151,442 | 9,465 |
| 2010-11 | 15-2 | .882 | 140,920 | 8,289 |
| 2011-12 | 11-5 | .688 | 125,249 | 7,828 |
| 2012-13 | 8-7 | .533 | 118,305 | 7,887 |
| 2013-14 | 16-3 | .842 | 142,231 | 7,486 |
| 2014-15 | 11-6 | .611 | 129,800 | 7,635 |
| 2015-16 | Home games held in Greenville, S.C. due to renovation | | | |
| 2016-17 | 11-6 | .611 | 123,442 | 7,262 |
| 2017-18 | 15-1 | .938 | 123,895 | 7,743 |
| 2018-19 | 14-5 | .737 | 133,290 | 7,015 |
| 2019-20 | 11-6 | .647 | 116,139 | 6,832 |
| 2020-21* | 11-1 | .912 | 21,613 | 1,801 |
| 2021-22 | 11-5 | .688 | 106,578 | 6,662 |
| 2022-23 | 10-0 | 1.000 | 60,568 | 6,057 |

* - limited capacity due to COVID-19 regulations and protocols (1,876 max capacity).

Largest Crowds

| Attendance | Date | W/L | Results |
|------------|-----------|-----|------------------------------|
| 13,863 | 1-9-1980 | W | Clemson 87, Duke 82 (OT) |
| 13,136 | 2-28-1990 | W | Clemson 97, Duke 93 |
| 12,632 | 1-29-1977 | W | Clemson 93, UNC 73 |
| 12,611 | 1-7-1987 | W | Clemson 73, NC State 69 |
| 12,267 | 1-19-1981 | L | Virginia 74, Clemson 59 |
| 12,258 | 1-17-1981 | L | Maryland 68, Clemson 62 (OT) |
| 12,013 | 2-24-1990 | W | Clemson 69, UNC 61 |
| 11,909 | 1-11-1978 | L | Duke 107, Clemson 85 |
| 11,800 | 1-22-1975 | W | Clemson 83, Maryland 82 |
| 11,800 | 2-22-1975 | W | Clemson 92, NC State 70 |
| 11,800 | 1-24-1976 | L | Virginia 69, Clemson 62 |
| 11,742 | 1-23-1988 | W | Clemson 69, S. Carolina 65 |

Note: The arena was named for J.C. Littlejohn, a long-time Clemson University employee, for many years the school's business manager.

| | | | | |
|--------------|-----------------|---|----------------|-------------|
| 11-29-22 | Penn State | H | 11-36 | .306 |
| 11-26-22 | California | N | 3-20 | .150 |
| 11-25-22 | No. 25 Iowa | N | 4-19 | .211 |
| 11-21-22 | Loyola Maryland | H | 6-24 | .250 |
| TOTAL | | | 105-345 | .304 |

TWICE AS NICE

- Clemson has accomplished this feat three times this season, including against Georgia Tech and Pittsburgh with PJ Hall and Hunter Tyson.
- In Clemson's season opening win over The Citadel, both Hunter Tyson and Ian Schieffelin each posted a double-double.
- Tyson finished with 19 points and 13 rebounds, while Schieffelin finished with 20 and 14.
- It was Schieffelin's first career double double and the second of Tyson's career.
- Clemson posted two double-doubles in its win over Drake (Dec. 11, 2021).
- PJ Hall finished with 22 points and 13 rebounds, while David Collins posted 16 points and 10 boards.
- It was Hall's first double-double of his career and Collins' third and second in the last three contests.
- It marked the first time since Feb. 22, 2020 that multiple Tigers have eclipsed a double-double in the same game.
- Aamir Simms and John Newman III each tallied a double-double in the 82-64 win at Boston College. Simms finished 12 points and 11 rebounds, while Newman totaled 11 points and 10 rebounds.
- It been accomplished eight times since the beginning of the 2010-11 season, including three double-doubles against Duke on Jan. 11, 2014.

MULTIPLE DOUBLE-DOUBLES SAME GAME (SINCE 2010-11)

| Date | Opponent | Players | Pts | Reb | Ast |
|----------|-------------------|-------------------|-----|-----|-----|
| 1-7-23 | at Pittsburgh | Hunter Tyson | 15 | 10 | 1 |
| | | PJ Hall | 12 | 10 | 1 |
| 12-21-22 | at Georgia Tech | PJ Hall | 25 | 10 | 3 |
| | | Hunter Tyson | 14 | 13 | 2 |
| 11-7-22 | The Citadel | Ian Schieffelin | 20 | 14 | 2 |
| | | Hunter Tyson | 19 | 13 | 2 |
| 12-11-21 | vs. Drake | PJ Hall | 22 | 13 | 2 |
| | | David Collins | 16 | 10 | 1 |
| 2-22-20 | at Boston College | Aamir Simms | 12 | 11 | 3 |
| | | John Newman | 11 | 10 | 3 |
| 3-9-19 | Syracuse | Marcquise Reed | 24 | 10 | 2 |
| | | Elijah Thomas | 13 | 11 | 1 |
| 2-21-18 | at Virginia Tech | Marcquise Reed | 28 | 10 | 3 |
| | | Elijah Thomas | 12 | 10 | 1 |
| 11-12-17 | N.C. A&T | Gabe DeVoe | 13 | 10 | 5 |
| | | Donte Grantham | 17 | 12 | 2 |
| 11-28-14 | High Point | Landry Nnoko | 10 | 13 | 0 |
| | | Jaron Blossomgame | 14 | 13 | 3 |
| 1-11-14 | Duke | K.J. McDaniels | 24 | 10 | 0 |
| | | Jaron Blossomgame | 14 | 14 | 1 |
| | | Landry Nnoko | 10 | 13 | 0 |
| 2-28-13 | North Carolina | Devin Booker | 25 | 11 | 0 |
| | | Milton Jennings | 12 | 10 | 5 |

TWO 20-POINT SCORERS

- Clemson posted two-point scorers in a double-overtime win over Penn State. Hunter Tyson (24) and PJ Hall (22) combined for 46 of the Tigers' 101 points.
- Tyson and Hall made it two consecutive games scoring 20 points each, combining for 42 of the Tigers' 80 points in a 80-75 win over Towson.
- In Clemson's season opening win over The Citadel, both Chase Hunter and Ian Schieffelin each scored 20 point.

TWO 20-POINT SCORERS IN THE SAME GAME (SINCE 2016-17)

| Date | Opponent | Players | Pts | Reb | Ast |
|----------|-------------|--------------|-----|-----|-----|
| 12-7-22 | Towson | PJ Hall | 22 | 5 | 2 |
| | | Hunter Tyson | 20 | 14 | 4 |
| 11-29-22 | Penn State | Hunter Tyson | 24 | 9 | 3 |
| | | PJ Hall | 22 | 3 | 0 |
| 11-7-22 | The Citadel | Chase Hunter | 23 | 1 | 7 |

TIGERS IN THE NBA

| | |
|--------------------------|---------|
| Randy Mahaffey, F | |
| Kentucky Colonels | 1968-69 |
| New York Nets | 1969-70 |
| Carolina Cougars | 1970-71 |

| | |
|---------------------|---------|
| Skip Wise, G | |
| San Antonio Spurs | 1975-76 |

| | |
|------------------------|---------|
| Tree Rollins, C | |
| Atlanta Hawks | 1978-88 |
| Cleveland Cavaliers | 1989-90 |
| Detroit Pistons | 1990-91 |
| Houston Rockets | 1991-93 |
| Orlando Magic | 1993-95 |

| | |
|-----------------------|---------|
| Larry Nance, F | |
| Phoenix Suns | 1982-88 |
| Cleveland Cavaliers | 1988-94 |

| | |
|------------------------|------------------|
| Horace Grant, F | |
| Chicago Bulls | 1988-94 |
| Orlando Magic | 1994-99, 2001-03 |
| Seattle Supersonics | 1999-2000 |
| Los Angeles Lakers | 2000-01, 2003-04 |

| | |
|-------------------------------------|-----------|
| Devin Gray, F | |
| San Antonio Spurs, Sacramento Kings | 1996-97 |
| Houston Rockets | 1999-2000 |

| | |
|-------------------------------|-----------|
| Elden Campbell, C | |
| Los Angeles Lakers | 1990-99 |
| Charlotte/New Orleans Hornets | 1999-2002 |
| Seattle Supersonics | 2002-03 |
| Detroit Pistons | 2003-05 |

| | |
|-----------------------|--------------------|
| Dale Davis, F | |
| Indiana Pacers | 1991-2000, 2004-05 |
| Portland Trailblazers | 2000-04 |
| Golden State Warriors | 2004-05 |
| Detroit Pistons | 2005-07 |

| | |
|-------------------------|--------------------|
| Chris Whitney, G | |
| San Antonio Spurs | 1993-95 |
| Washington Wizards | 1995-2002, 2003-04 |
| Denver Nuggets | 2002-03 |
| Orlando Magic | 2002-03 |

| | |
|--------------------------|---------|
| Sharone Wright, C | |
| Philadelphia 76ers | 1994-95 |
| Toronto Raptors | 1995-98 |

| | |
|------------------------|--------------------|
| Greg Buckner, G | |
| Dallas Mavericks | 1999-2002, 2006-07 |
| Philadelphia 76ers | 2002-04 |
| Denver Nuggets | 2004-06 |
| Minnesota Timberwolves | 2007-08 |
| Memphis Grizzlies | 2008-09 |

| | |
|--------------------------|-----------|
| Harold Jamison, F | |
| Miami Heat | 1999-2000 |
| Los Angeles Clippers | 2001-02 |

| | |
|-----------------------------------|---------|
| Will Solomon, G | |
| Memphis Grizzlies | 2001-02 |
| Toronto Raptors, Sacramento Kings | 2008-09 |

| | |
|-------------------------|---------|
| Trevor Booker, F | |
| Washington Wizards | 2010-14 |
| Utah Jazz | 2014-16 |
| Brooklyn Nets | 2016-18 |
| Indiana Pacers | 2018 |

| | |
|--------------------------|---------|
| K.J. McDaniels, G | |
| Philadelphia 76ers | 2014-15 |
| Houston Rockets | 2015-17 |
| Brooklyn Nets | 2017 |
| Toronto Raptors | 2017 |

| | |
|-----------------------------|---------|
| Jaron Blossomgame, F | |
| Cleveland Cavaliers | 2018-19 |

| | |
|--------------------------|---------|
| Donte Grantham, F | |
| Oklahoma City Thunder | 2018-19 |

TEAM NOTES

1,000 POINT SCORERS

CLEMSON TIGER BASKETBALL 1,000-POINT CLUB

| Rk | Name | Years | GP | Avg | Pts |
|-----|-------------------|---------|-----|------|------|
| 1. | Elden Campbell* | 1986-90 | 123 | 15.3 | 1880 |
| 2. | Terrell McIntyre* | 1995-99 | 126 | 14.6 | 1839 |
| 3. | Butch Zatezalo* | 1967-70 | 75 | 23.5 | 1761 |
| 4. | Greg Buckner* | 1994-98 | 122 | 14.4 | 1754 |
| 5. | Jaron Blossomgame | 2013-17 | 128 | 13.5 | 1733 |
| 6. | Trevor Booker* | 2006-10 | 134 | 12.9 | 1725 |
| 7. | Horace Grant* | 1983-87 | 122 | 13.9 | 1696 |
| 8. | K.C. Rivers* | 2005-09 | 134 | 12.6 | 1684 |
| 9. | Dale Davis* | 1987-91 | 121 | 13.6 | 1650 |
| 10. | Bill Yarbrough* | 1952-57 | 85 | 18.3 | 1553 |
| 11. | Vincent Hamilton* | 1980-85 | 116 | 13.2 | 1530 |
| 12. | Marcquise Reed | 2016-19 | 99 | 15.0 | 1484 |
| 13. | Cliff Hammonds* | 2004-08 | 134 | 10.9 | 1465 |
| 14. | Tree Rollins* | 1973-77 | 110 | 13.3 | 1463 |
| 15. | Will Solomon | 1998-01 | 94 | 15.2 | 1431 |
| 16. | Stan Rome | 1974-78 | 109 | 12.5 | 1365 |
| | Demontez Stitt | 2007-11 | 126 | 10.8 | 1365 |
| 18. | Vince Yockel* | 1955-58 | 74 | 18.2 | 1350 |
| 19. | Larry Nance* | 1977-81 | 117 | 11.5 | 1341 |
| 20. | Devin Gray | 1991-95 | 94 | 14.1 | 1322 |
| 21. | Jim Brennan* | 1961-64 | 76 | 17.3 | 1317 |
| 22. | Sharone Wright* | 1991-94 | 92 | 14.2 | 1308 |
| 23. | Vernon Hamilton | 2003-07 | 127 | 9.7 | 1238 |
| 24. | Harold Jamison | 1995-99 | 129 | 9.5 | 1231 |
| 25. | Jim Sutherland* | 1964-67 | 71 | 17.3 | 1230 |
| 26. | Edward Scott* | 1999-03 | 112 | 10.9 | 1226 |
| 27. | Andre Young | 2008-12 | 129 | 9.5 | 1223 |
| 28. | Shawan Robinson | 2002-06 | 120 | 9.8 | 1177 |
| 29. | Randy Mahaffey* | 1964-67 | 73 | 16.0 | 1171 |
| 30. | Sharrod Ford | 2001-05 | 118 | 9.8 | 1154 |
| | Devin Booker | 2009-13 | 128 | 9.0 | 1154 |
| 32. | Choppy Patterson* | 1959-63 | 76 | 14.8 | 1131 |
| 33. | Jerry Pryor | 1985-89 | 123 | 9.1 | 1124 |
| 34. | Aamir Simms | 2017-21 | 122 | 9.2 | 1122 |
| 35. | Donte Grantham | 2014-18 | 114 | 9.6 | 1100 |
| 36. | Shelton Mitchell | 2016-19 | 94 | 11.6 | 1084 |
| 37. | Billy Williams* | 1977-80 | 85 | 12.7 | 1078 |
| 38. | Johnny Snee | 1948-52 | 82 | 13.1 | 1077 |
| 39. | Colon Abraham | 1874-78 | 106 | 10.0 | 1061 |
| 40. | K.J. McDaniels | 2011-14 | 94 | 11.0 | 1035 |
| 41. | Richie Mahaffey | 1966-70 | 75 | 13.6 | 1019 |
| 42. | Derrick Johnson | 1975-79 | 111 | 9.1 | 1014 |

Note: Names in bold played for Head Coach Brad Brownell;
* - signifies Clemson Hall of Fame

| | | | | | |
|----------|--------------------|-------------------|----|----|---|
| | | Ian Schieffelin | 20 | 14 | 2 |
| 1-14-20 | 3/3 Duke | Aamir Simms | 25 | 9 | 5 |
| | | Tevin Mack | 22 | 9 | 0 |
| 3-16-18 | vs. New Mexico St. | Shelton Mitchell | 23 | 3 | 5 |
| | | Gabe DeVoe | 22 | 1 | 2 |
| 3-8-18 | vs. Boston College | Gabe DeVoe | 25 | 3 | 4 |
| | | Shelton Mitchell | 21 | 4 | 1 |
| 2-3-18 | at Wake Forest | Gabe DeVoe | 24 | 5 | 1 |
| | | Marcquise Reed | 22 | 7 | 2 |
| 12-9-17 | Samford | Donte Grantham | 20 | 4 | 2 |
| | | Shelton Mitchell | 20 | 4 | 5 |
| 11-24-17 | Texas Southern | Elijah Thomas | 26 | 16 | 0 |
| | | Gabe DeVoe | 21 | 4 | 2 |
| 3-7-17 | vs. NC State | Jaron Blossomgame | 22 | 4 | 1 |
| | | Shelton Mitchell | 22 | 3 | 6 |
| 1-22-17 | Virginia Tech | Jaron Blossomgame | 20 | 5 | 2 |
| | | Avry Holmes | 20 | 2 | 3 |
| 1-3-17 | North Carolina | Jaron Blossomgame | 24 | 7 | 1 |
| | | Avry Holmes | 20 | 2 | 2 |

GAMES WITH AT LEAST 40.0 PERCENT 3-POINT SHOOTING

Below is yearly rundown of games Clemson has shot at least 40 percent on three-point shots, total games played and Clemson's record when shooting at least 40 percent on threes.

GAMES WITH 40.0 PERCENT 3-POINT SHOOTING

| Year | 40% Games-Total Games | W-L |
|---------|-----------------------|------|
| 1986-87 | 18-31 | 16-2 |
| 1987-88 | 8-29 | 4-4 |
| 1988-89 | 10-30 | 8-2 |
| 1989-90 | 10-35 | 8-2 |
| 1990-91 | 8-28 | 4-4 |

| | | |
|---------|-------|--------|
| 1991-92 | 14-28 | 7-7 |
| 1992-93 | 10-30 | 8-2 |
| 1993-94 | 13-34 | 10-3 |
| 1994-95 | 11-28 | 7-4 |
| 1995-96 | 8-29 | 5-3 |
| 1996-97 | 6-33 | 6-0 |
| 1997-98 | 11-32 | 8-3 |
| 1998-99 | 9-35 | 4-5 |
| 1999-00 | 11-30 | 4-7 |
| 2000-01 | 7-31 | 2-5 |
| 2001-02 | 9-30 | 5-4 |
| 2002-03 | 9-28 | 6-3 |
| 2003-04 | 6-28 | 4-2 |
| 2004-05 | 7-32 | 5-2 |
| 2005-06 | 7-32 | 6-1 |
| 2006-07 | 11-36 | 8-3 |
| 2007-08 | 12-34 | 10-2 |
| 2008-09 | 11-32 | 9-2 |
| 2009-10 | 13-32 | 12-1 |
| | | 166-73 |

BROWNELL ERA

| | | |
|---------|-------|-------|
| 2010-11 | 10-34 | 6-4 |
| 2011-12 | 12-31 | 8-4 |
| 2012-13 | 9-31 | 9-0 |
| 2013-14 | 6-36 | 4-2 |
| 2014-15 | 3-31 | 3-0 |
| 2015-16 | 8-31 | 5-3 |
| 2016-17 | 10-33 | 7-3 |
| 2017-18 | 12-35 | 12-0 |
| 2018-19 | 8-34 | 6-2 |
| 2019-20 | 5-31 | 5-0 |
| 2020-21 | 9-24 | 6-3 |
| 2021-22 | 15-33 | 11-4 |
| 2022-23 | 7-16 | 7-0 |
| | | 89-25 |

TOTAL

255-98 (.722)

Clemson is 89-25 under Brownell when the Tigers make at least 40.0 percent on 3-point shots.

CLEMSON'S FREE THROW SHOOTING VS. WAKE FOREST

- Clemson finished the game against Wake Forest 24-for-25 from the foul line.
- It marked the second-highest game percentage in Clemson history (min. 15 attempts) and the highest percentage in games with 20 or more free throw attempts.

CLEMSON'S TOP SINGLE GAME FREE THROW PERCENTAGES (20+ ATTEMPTS)

| Pct. | Made-Att | Site-Opponent | Date |
|------|----------|------------------|------------|
| .960 | 24-25 | H-Wake Forest | 12-2-2022 |
| .957 | 22-23 | H-Duke | 1-7-1997 |
| .923 | 24-26 | H-South Carolina | 11-17-2013 |
| .923 | 24-26 | N-Duke | 3-8-2017 |
| .917 | 22-24 | H-High Point | 11-25-2016 |
| .909 | 20-22 | H-South Carolina | 2-7-1987 |
| .909 | 20-22 | N-Boston College | 3-8-2018 |
| .906 | 29-32 | H-South Carolina | 1-5-1979 |
| .906 | 29-32 | N-Wake Forest | 2-7-1979 |

CLEMSON UP FOR THE CHALLENGE

- Clemson's 23rd appearance in the Big Ten/ACC Challenge was one for the ages.
- Clemson overcame a halftime deficit and a 10-point deficit to down Penn State 101-94 in two overtimes in the last ACC/Big Ten Challenge game.
- The Tigers finish 13-10 all-time in the ACC/Big Ten Challenge.
- The Tigers are tied for fourth overall between both leagues with 13 wins (Duke 19, Virginia 14, Wake Forest 14).
- Clemson's 13 wins would be tied for the most in the Big Ten since the Challenge began in 1999.
- Clemson is 13-10 overall, including 7-5 at home. It's six road wins are tied for the best among all programs in both leagues (Duke, 6; Virginia, 6).
- Clemson did not have a matchup in 2013-14 due to the fact there were three more teams in the ACC than the Big Ten.
- The Tigers also clinched win No. 71 all-time against the

CLEMSON BIRTHDAYS

| | |
|--------------|------------------|
| February 7 | Chauncey Wiggins |
| February 21 | PJ Hall |
| March 1 | Ian Schieffelin |
| March 4 | Josh Beadle |
| April 7 | Devin Foster |
| April 8 | Chase Hunter |
| April 16 | Dillon Hunter |
| May 24 | Jack Nauseef |
| June 10 | RJ Godfrey |
| June 13 | Hunter Tyson |
| June 17 | Alex Hemenway |
| July 20 | Chauncey Gibson |
| August 1 | Matt Kelly |
| September 29 | Daniel Nauseef |
| October 16 | Ben Middlebrooks |
| November 15 | Brad Brownell |
| December 13 | Brevin Galloway |

current Big Ten with a victory over Penn State. Maryland wins are counted in that total.

CLEMSON IN ACC/BIG TEN CHALLENGE

| Date | Opponent | Site | W/L | Score |
|---------------|--------------|------|-----|--------|
| Nov. 29, 2022 | Penn State | H | W | 101-94 |
| Nov. 30, 2021 | Rutgers | A | L | 64-74 |
| Dec. 9, 2020 | Maryland | H | W | 67-51 |
| Dec. 2, 2019 | Minnesota | A | L | 60-78 |
| Nov. 26, 2018 | Nebraska | H | L | 66-68 |
| Nov. 29, 2017 | Ohio State | A | W | 79-65 |
| Nov. 30, 2016 | Nebraska | H | W | 60-58 |
| Nov. 30, 2015 | Minnesota | A | L | 83-89 |
| Dec. 1, 2014 | Rutgers | H | L | 64-69 |
| Nov. 28, 2012 | Purdue | H | L | 61-73 |
| Nov. 29, 2011 | Iowa | A | W | 71-55 |
| Nov. 30, 2010 | Michigan | H | L | 61-69 |
| Dec. 2, 2009 | Illinois | H | L | 74-76 |
| Dec. 2, 2008 | Illinois | A | W | 76-74 |
| Nov. 27, 2007 | Purdue | H | W | 61-58 |
| Nov. 29, 2006 | Minnesota | A | W | 90-68 |
| Nov. 29, 2005 | Penn State | A | W | 96-88 |
| Dec. 1, 2004 | Ohio State | H | W | 80-73 |
| Dec. 3, 2003 | Purdue | A | L | 64-76 |
| Dec. 3, 2002 | Penn State | H | W | 79-70 |
| Nov. 28, 2001 | Penn State | A | W | 79-66 |
| Nov. 28, 2000 | Northwestern | H | W | 57-44 |
| Dec. 1, 1999 | Penn State | A | L | 75-85 |

^^ - Denotes two overtimes

CLEMSON'S DOUBLE-OVERTIME GAMES

- The Tigers overcame a 35-29 halftime deficit on Nov. 29 against Penn State.
- It was Clemson's 21st double-overtime game in program history. The Tigers are 12-9 in those games.
- Coincidentally, four of these games all happened on January 14.
- Clemson has played two triple overtime contests in its history. A 66-65 loss to Maryland in 1984 and a 73-72 loss to Duke in 1982.

CLEMSON'S ALL-TIME DOUBLE OVERTIME GAMES

| Date | Opponent | Site | W/L | Score |
|----------------|----------------|------|-----|---------|
| Nov. 29, 2022 | Penn State | H | W | 101-94 |
| March 2, 2014 | Maryland | H | W | 77-73 |
| Feb. 11, 2014 | Notre Dame | A | L | 64-68 |
| Feb. 10, 2008 | North Carolina | A | L | 93-103 |
| Jan. 12, 2008 | Florida State | H | W | 97-85 |
| Jan. 29, 2006 | NC State | H | L | 85-94 |
| Feb. 13, 2002 | Wake Forest | H | W | 118-115 |
| March 20, 1997 | Minnesota | N | L | 84-90 |
| March 5, 1988 | Georgia Tech | H | W | 97-94 |
| Nov. 26, 1982 | Texas A&M | N | W | 82-79 |
| March 12, 1979 | Old Dominion | H | L | 59-61 |
| Jan. 13, 1979 | Wake Forest | H | W | 71-66 |
| Feb. 27, 1969 | Wake Forest | H | L | 104-112 |
| Jan. 7, 1965 | Maryland | H | L | 65-67 |
| Feb. 14, 1964 | North Carolina | N | W | 97-90 |

TEAM NOTES

| | | | | |
|---------------|----------------|---|---|--------|
| Jan. 14, 1960 | Furman | A | W | 85-83 |
| Jan. 3, 1958 | Virginia | H | L | 85-88 |
| Jan. 14, 1956 | North Carolina | H | L | 99-103 |
| Jan. 14, 1950 | Davidson | H | W | 88-82 |
| Jan. 14, 1930 | Vanderbilt | A | W | 48-42 |
| Feb. 22, 1928 | South Carolina | A | W | 48-46 |

OVERCOMING 10-POINT DEFICITS

- Clemson has overcome a 10-point or more deficit seven times dating back to the beginning of the 2019-20 season.
- The Tigers found themselves down by 10 points in the first half against Penn State (Nov. 29) and would win in two overtimes.
- The Tigers overcame five 10-point or more deficits in 2019-20.

OVERCOMING 10-POINT DEFICITS (SINCE 2019)

| Date | Opponent | Down | Time (Half) | Score | Final |
|----------|----------------|------|-------------|-------|---------|
| 11-29-22 | Penn State | 10 | 2:23 (1) | 25-35 | ^101-94 |
| 3-2-22 | Georgia Tech | 13 | 12:10 (2) | 40-53 | 68-65 |
| 11-9-21 | Presbyterian | 11 | 1:16 (1) | 19-30 | 64-53 |
| 2-29-20 | Florida State | 10 | 19:40 (2) | 32-42 | 70-69 |
| 1-28-20 | Syracuse | 10 | 16:26 (2) | 35-45 | 71-70 |
| 1-21-20 | Wake Forest | 10 | 7:38 (1) | 17-27 | 71-68 |
| 1-11-20 | North Carolina | 10 | 2:08 (2) | 58-68 | ^79-76 |
| 11-24-19 | TCU | 15 | 7:39 (2) | 37-52 | ^62-60 |

DEFENSIVE DOMINANCE

- Clemson held Loyola Maryland to just 14 first half points on Nov. 21 and it marked the ninth time during the Brownell Era that the Tigers have held a team to 15 points or less in a single half.
- The 14 points was tied for the second fewest allowed in any half and tied for the fewest allowed in a first half under Brownell.
- The 41 total points the Tigers held the Greyhounds was their third-lowest game score since 2010. Twice during the 2014-15 season the Greyhounds were held to less than 40 points.
- Loyola Maryland has been held to 45 points or less seven times since 2010, including Nov. 21 at Clemson.
- The 14 first half points were the lowest of any half of any of the previous six contests.

HOLDING OPPONENTS TO 15 POINTS OR LESS IN A SINGLE HALF (BROWNELL ERA)

| Date | Site | Half | Opponent | Points | Final |
|----------|------|------|-----------------|--------|----------|
| 11-21-22 | H | 1st | Loyola Maryland | 14 | W, 72-41 |
| 2-24-21 | A | 1st | Wake Forest | 15 | W, 60-39 |
| 12-9-20 | H | 1st | Maryland | 15 | W, 67-51 |
| 2-15-20 | H | 1st | Louisville | 14 | W, 77-62 |
| 12-20-19 | H | 2nd | Jacksonville | 11 | W, 68-39 |
| 12-15-15 | H | 2nd | Presbyterian | 15 | W, 69-41 |
| 11-8-13 | H | 1st | Stetson | 15 | W, 71-51 |
| 2-14-13 | A | 1st | Georgia Tech | 15 | W, 56-53 |
| 11-11-11 | H | 2nd | Gardner-Webb | 15 | W, 65-44 |

CLEMSON TOUGH TO BEAT WHEN ALLOWING 50 OR LESS POINTS

- In Brad Brownell's tenure as head coach at Clemson, the Tigers are a combined 54-2 when they allow 50 or less points to its opponent.
- The Tigers have won their last 33 contests in which they have allowed 50 or less points.
- Clemson held Loyola Maryland to just 41 points - the fewest allowed thus far in 2022-23.

CLEMSON'S RECORD IN GAMES ALLOWING 50 POINTS OR LESS (UNDER BROWNELL)

| Year | Record |
|---------|--------|
| 2010-11 | 6-1 |
| 2011-12 | 7-0 |
| 2012-13 | 6-1 |
| 2013-14 | 9-0 |
| 2014-15 | 3-0 |
| 2015-16 | 4-0 |
| 2016-17 | 2-0 |
| 2017-18 | 2-0 |
| 2018-19 | 4-0 |
| 2019-20 | 2-0 |

| | |
|---------------|-------------|
| 2020-21 | 5-0 |
| 2021-22 | 3-0 |
| 2022-23 | 1-0 |
| RECORD | 54-2 |

FIVE DOUBLE-DIGIT SCORERS IN THE SAME GAME

- For the third time this season, Clemson had five double-digit scorers in a game. This time in a 68-65 win over Virginia Tech.
- Clemson had five players score in double figures in a 77-57 win over Wake Forest on Dec. 2 and a 76-66 win over Bellarmine on Nov. 18.
- Against the Demon Deacons, PJ Hall led the way with 21, while Hunter Tyson (15), Brevin Galloway (14), Alex Hemenway (12) and Chase Hunter (11) followed suit in double-figures.
- Chase Hunter (15), Brevin Galloway (14), Ian Schieffelin (13), Hunter Tyson (11) and PJ Hall (10).
- It was the most since Clemson posted six double-digit scorers against Miami (Ohio) (Dec. 14, 2021). It was the first time in nearly three seasons the Tigers accomplished it that many.
- Alex Hemenway (17), David Collins (14), Hunter Tyson (13), Al-Amir Dawes (13), PJ Hall (13) and Naz Bohannon (10) rounded out the scoring.
- Clemson last accomplished six double-digit scorers on Nov. 6, 2018 against The Citadel in a 100-80 win.
- Marcquise Reed (20), Shelton Mitchell (16), Aamir Simms (16), Elijah Thomas (15), Clyde Trapp (13) and David Skara (11) rounded out the scoring for the Tigers.
- Since the 2017-18 season, Clemson has produced five double-digit scorers in the same game 14 times. Clemson is 14-0 in those games.

FIVE DOUBLE-DIGIT SCORERS SAME GAME (SINCE 2017-18)

| Date | Opponent | Players | Pts |
|----------|-------------------|-----------------|-----|
| 1-4-23 | Virginia Tech | Hunter Tyson | 13 |
| | | PJ Hall | 13 |
| | | Chase Hunter | 12 |
| | | Brevin Galloway | 11 |
| | | RJ Godfrey | 10 |
| 12-2-22 | Wake Forest | PJ Hall | 21 |
| | | Hunter Tyson | 15 |
| | | Brevin Galloway | 14 |
| | | Alex Hemenway | 12 |
| | | Chase Hunter | 11 |
| 11-18-22 | Bellarmine | Chase Hunter | 15 |
| | | Brevin Galloway | 14 |
| | | Ian Schieffelin | 13 |
| | | Hunter Tyson | 11 |
| | | PJ Hall | 10 |
| 12-14-21 | Miami (Oh.) | Alex Hemenway | 17 |
| | | David Collins | 14 |
| | | Al-Amir Dawes | 13 |
| | | PJ Hall | 13 |
| | | Hunter Tyson | 13 |
| 12-11-21 | vs. Drake^ | Naz Bohannon | 10 |
| | | PJ Hall | 22 |
| | | Al-Amir Dawes | 19 |
| | | David Collins | 16 |
| | | Nick Honor | 12 |
| 11-15-21 | Bryant | Alex Hemenway | 12 |
| | | Hunter Tyson | 20 |
| | | Nick Honor | 16 |
| | | PJ Hall | 14 |
| | | Al-Amir Dawes | 11 |
| 2-22-20 | at Boston College | David Collins | 10 |
| | | Al-Amir Dawes | 22 |
| | | Aamir Simms | 12 |
| | | John Newman III | 11 |
| | | Tevin Mack | 11 |
| 1-4-20 | NC State | Hunter Tyson | 11 |
| | | Aamir Simms | 17 |
| | | Al-Amir Dawes | 16 |
| | | Tevin Mack | 14 |
| | | Curran Scott | 14 |
| 12-30-18 | Lipscomb | John Newman III | 12 |
| | | Marcquise Reed | 26 |
| | | David Skara | 17 |
| | | Elijah Thomas | 12 |
| | | | |

| | | | |
|----------|-------------------|------------------|----|
| 12-22-18 | at South Carolina | Clyde Trapp | 11 |
| | | Shelton Mitchell | 10 |
| | | Marcquise Reed | 20 |
| | | David Skara | 14 |
| | | Shelton Mitchell | 11 |
| 11-6-18 | The Citadel | Elijah Thomas | 11 |
| | | Clyde Trapp | 10 |
| | | Marcquise Reed | 20 |
| | | Shelton Mitchell | 16 |
| | | Aamir Simms | 16 |
| 12-30-17 | NC State | Elijah Thomas | 15 |
| | | John Newman III | 13 |
| | | David Skara | 11 |
| | | Marcquise Reed | 18 |
| | | Gabe DeVoe | 15 |
| 12-7-17 | Samford | Shelton Mitchell | 14 |
| | | Donte Grantham | 13 |
| | | Elijah Thomas | 10 |
| | | Donte Grantham | 20 |
| | | Shelton Mitchell | 20 |
| 11-12-17 | N.C. A&T | Gabe DeVoe | 14 |
| | | Marcquise Reed | 13 |
| | | Elijah Thomas | 13 |
| | | Shelton Mitchell | 10 |
| | | | |

^ - Overtime game

GAMES PLAYED ON HEAD COACH BRAD BROWNELL'S BIRTHDAY

- Head Coach Brad Brownell celebrated his 54th birthday on Nov. 15 against USC Upstate.
- Coach Brownell has coached seven games on his birthday throughout his career and is 6-1 all-time, including 4-0 at Clemson, 1-1 at Wright State and 1-0 at UNC Wilmington.

HEAD COACH BRAD BROWNELL RECORD ON HIS BIRTHDAY

| Date | Opponent | Site | Score |
|----------|----------------|------|----------|
| 11-15-22 | USC Upstate | H | W, 81-70 |
| 11-15-21 | Bryant | H | W, 93-70 |
| 11-15-15 | UTSA | H | W, 78-45 |
| 11-15-10 | Wofford | H | W, 78-70 |
| 11-15-09 | vs. Belmont | N | W, 82-73 |
| 11-15-08 | Illinois State | H | L, 61-69 |
| 11-15-05 | Northwestern | N | W, 56-48 |

TWENTY POINTS OFF THE BENCH

- In Clemson's season opening win over The Citadel, Ian Schieffelin scored 20 points off the bench for the Tigers.
- It marked the eighth occurrence for the Tigers since the 2010-11 season that a player has scored 20 off the bench.
- Schieffelin is the sixth player to accomplish the feat, joining Al-Amir Dawes (1), Nick Honor (1), Hunter Tyson (1), Marcquise Reed (3 and Adonis Filer (1).
- Filer, like Schieffelin, scored 20+ off the bench against The Citadel.

20 POINTS OFF THE BENCH FOR CLEMSON (SINCE 2010-11)

| Date | Opponent | Players | Pts | FG/FGA |
|----------|-------------------|-----------------|-----|--------|
| 11-7-22 | The Citadel | Ian Schieffelin | 20 | 9/13 |
| 3-6-21 | Pittsburgh | Al-Amir Dawes | 21 | 7/10 |
| 1-5-21 | NC State | Nick Honor | 21 | 8/11 |
| 11-17-19 | Detroit Mercy | Hunter Tyson | 20 | 7/13 |
| 12-22-18 | at South Carolina | Marcquise Reed | 20 | 7/12 |
| 2-14-17 | Wake Forest | Marcquise Reed | 21 | 5/10 |
| 12-31-16 | at Wake Forest | Marcquise Reed | 21 | 6/11 |
| 1-1-13 | The Citadel | Adonis Filer | 21 | 7/7 |

SEASON OPENING DOMINANCE

- With a win over The Citadel on Nov. 7, 2022, Clemson has won 37-out-of-38 games to open a season, which dates back to the 1985-86 season.
- Head coach Brad Brownell is 12-1 in season openers at Clemson.

CLEMSON SIGNS ASA THOMAS

TEAM NOTES

- Head Coach Brad Brownell and his staff added **Asa Thomas** (Lake Forest, Illinois/Lake Forest) to the Clemson University men's basketball program on Wednesday. Thomas signed a letter of intent to play for the Tigers beginning in 2023-24.
- *"Asa is a highly skilled wing with a high basketball IQ and a knack for always making the right play. While an outstanding shooter, Asa's size, versatility and feel for the game should allow him to play multiple positions during his Clemson career. Asa is an outstanding student who comes from a great family. Our staff can't wait for him to get to Tigertown."*
- Thomas is a 6-7, 185-pound guard from Lake Forest, Ill. and is rated a three-star prospect, according to 247Sports and Rivals.
- Thomas led the Illinois Wolves (AAU) in scoring this past summer on the UAA circuit averaging 15.1 points per game, while shooting 45.0 percent from the field and 38.0 percent from three. He was recognized by Synergy Sports as being the most offensively efficient player on the UAA 17U circuit this past summer. Thomas averaged a circuit-best 1.07 points per possession.
- At Lake Forest High School, Thomas averaged 17.1 points and 6.3 rebounds per game, while shooting 40.3 percent from three and 85.2 percent from the foul line. He made a school-record 98 three-point field goals and scored 1,130 career points.
- Thomas is ranked as the eighth-best player in the 2023 class from the state of Illinois.
- Thomas chose Clemson over Illinois, Iowa, Wisconsin, Virginia Tech, Marquette and DePaul.

BIG NIGHT FOR THE TYSON FAMILY

- Opening night of the college basketball season was special for Hunter Tyson and his family.
- Not only did Hunter produce his second career double-double with 19 points and 13 rebounds in a 80-69 win over The Citadel, but his little brother Cade had quite the night.
- Cade Tyson is a freshman at Belmont University and scored 18 points in his first career game for the Bruins.
- Even more special for Cade was the fact that with his team down 69-67 and 1.4 seconds remaining, Cade corralled an inbound pass and knocked down a game-winning 3-pointer as time expired.
- The play was No. 1 on ESPN's SportsCenter Top 10 the next day.

CURRENT BROTHERS AND/OR TWINS PLAYING ON THE SAME TEAM

- Chase and Dillon Hunter playing together this season gives the Tigers two sets of brothers on the same roster.
- With the addition of Daniel Nauseef to the active roster last season, he joined his brother Jack.
- The Hunters and Nauseefs are two of 28 sets of brothers nationwide to play on the same team.
- The Clemson pair of brothers is just the second occurrence nationwide. Kansas City also has two sets of brothers playing on its 2022-23 roster this season.
- The Hunters and Nauseefs join Trevor and Devin Booker, George and John Coakley, Horace and Harvey Grant, Eddie and George Krajack and Donnie, Richie, Randy and Tom Mahaffey.
- The list below is ordered alphabetically by school.

Carter and Jake Murphy, Air Force
Jaden and Jahvon Quinerly, Alabama
Makhel and Makhi Mitchell, Arkansas (twins)
Azuolas and Tautvilas Tubelis, Arizona (twins)
Taran and Tre Armstrong, California Baptist
Kareem and Kaseem Watson, CSU Bakersfield (twins)
Makai Ashton-Langford and DeMarr Langford Jr., Boston College
Chase and Dillon Hunter, Clemson
Daniel and Jack Nauseef, Clemson
Redford and Dow Dunton, Fort Wayne

Josh and Peter Oduro, George Mason
Donavan and Zane Short, Green Bay
Connor and Patrick McCaffery, Iowa
Amhad and Armon Jarrard, IUPUI
Precious and Promise Idiaru, Kansas City (twins)
Allen and Logan Mukeba, Kansas City
Fousseyni and Hassan Drame, La Salle (twins)
Milos and Veljko Ilic, Loyola-Maryland (twins)
Kaleb and Kobe Brown, Missouri
Dischon and Dorell Thomas, Montana
Frank and Louis Fidler, Omaha
Jacob and Tanner Grovers, Oklahoma
Guillermo Diaz and Jorge Graham, Pitt (twins)
Eliyas and Jaiden Delaire, San Diego
Triston and Tyler Broughton, San Diego State (twins)
Lamar and Shamar Wright, SIUE (twins)
Braden and Shae Korpela, Washington State (twins)

IT'S IN THE CLEMSON FAMILY

- Jeff Reynolds enters his second season at Clemson with four decades of experience at the collegiate level.
- Reynolds is on staff for Hunter Tyson's senior and graduate seasons, which provides a special overlap for him.
- While the head coach at Wingate University, Reynolds coached Tyson's father, Jonathan.
- Jonathan Tyson was an All-State selection by USA Today in 1997 and posted a then record of 1,650 points at Sun Valley High in Monroe, N.C.
- The elder Tyson was a two-time South Atlantic Conference Second Team selection in 1999-00 and a First Team selection 2000-01.
- During Tyson's player career under Reynolds, Wingate won two conference championships and advanced to the second round of two NCAA Division II Tournaments.
- While Reynolds was an assistant at UNCG in 1995, he recruited the Tigers' second all-time leading scorer and current Director of Player Development Terrell McIntyre. Needless to say, Reynolds is happy to finally be working with McIntyre.
- Current undergraduate manager Conner Pederson is the son of former basketball manager and current Lander women's basketball Head Coach Kevin Pederson.
- Conner is in his sophomore year and second working with the men's program. His sister, Clary, works with the women's program as a freshman.
- Conner's mom, Adair, was as student worker in the sports information office for longtime SID and current basketball radio analyst Tim Bourret. Adair's father, Gary Clary, worked as a student in sports information for legendary SID Bob Bradley.

CLEMSON CONSISTENTLY EXCEEDING PRESEASON EXPECTATIONS

- The Tigers were picked to finish 11th in the ACC this season, as voted on by selected media members.
- Clemson has exceeded the preseason poll projection nine times in Head Coach Brad Brownell's 12 full seasons leading the program, including last season.
- With a 10-6 record in 2020-21, Clemson finished the season in a tie for fifth place in the ACC standings entering games. The Tigers were picked 10th in the preseason vote by the Atlantic Coast Conference Media – a five-place improvement over the preseason prediction.
- Brad Brownell's team had the second-best standing relative to its preseason prediction. Only Virginia Tech was better, standing eight spots ahead of its preseason prediction. Virginia Tech was 11th in the preseason media poll and finished in third.
- Brownell's teams have finished equal to or better than its preseason prediction by the ACC media in eight-of-his previous 11 years. That includes a 10-place improvement in 2017-18 when the Tigers were picked 13th in the preseason and finished third.
- That is the all-time record improvement in ACC history

from the preseason to the postseason. That team also reached the Sweet 16 of the NCAA Tournament and Brownell was named the National College Coach of the Year by *Sports Illustrated*.

- As you can see by the chart below, his 2013-14 finished eighth spots ahead of its prediction and the 2015-16 team was five spots better.

CLEMSON ACC STANDING RELATIVE TO PRESEASON RANKING UNDER HEAD COACH BRAD BROWNELL

| Year | Preseason | Final Record | Rank | +/- |
|---------|-----------|--------------|------|-----|
| 2022-23 | 11th | -- | -- | -- |
| 2021-22 | 11th | 8-12 | 10th | +1 |
| 2020-21 | 10th | 10-6 | 5th | +5 |
| 2019-20 | 11th | 9-11 | 8th | +3 |
| 2018-19 | 6th | 9-9 | 9th | -3 |
| 2017-18 | 13th | 11-7 | 3rd | +10 |
| 2016-17 | 11th | 6-12 | 12th | -1 |
| 2015-16 | 12th | 10-8 | 7th | +5 |
| 2014-15 | 11th | 8-10 | 9th | +2 |
| 2013-14 | 14th | 10-8 | 6th | +8 |
| 2012-13 | 8th | 5-13 | 11th | -3 |
| 2011-12 | 7th | 8-8 | 7th | E |
| 2010-11 | 7th | 9-7 | 4th | +3 |

BOLD signifies years that Clemson finished at least even with preseason rank.

IN THE RAFTERS: CLEMSON HONORING LITTLEJOHN LEGENDS

- Clemson basketball has a rich history of incredible moments, jaw-dropping plays and legendary players. The basketball programs, IPTAY and the Block C Club have come together to recognize some of the most iconic members of the Clemson Basketball Family by hanging their jerseys from the rafters.
- The inaugural group will be celebrated throughout the 2021-22 campaign. Men's Basketball alumnus Jordan Roper, now a member of the IPTAY staff, spearheaded the initiative.
- The inaugural group of retired jerseys includes: Horace Grant, Trevor Booker, Dale Davis, Elden Campbell, Terrell McIntyre, Tree Rollins, Sharone Wright, Larry Nance, Banks McFadden, Greg Buckner and Jaron Blossomgame.
- The 11 from the men's program have combined for five NBA championships and a Slam Dunk Champion (Horace Grant – Four titles, Elden Campbell – One title, Larry Nance – Slam Dunk Champion). Ten of the members have scored 1,000 points and seven are in the Top 10, including Campbell and McIntyre – the only two members to eclipse 1,800 career points. McIntyre is currently on the men's basketball staff as the director of player development.

CLEMSON'S LAST 14 VS. SEC OPPONENTS

- Clemson has won 12 of its last 14 games against members of the SEC, including a 4-2 mark against in-state rival South Carolina.
- The Tigers won its fourth in five tries against the Gamecocks 70-56 (Dec. 18, 2021).

CLEMSON VS. SEC (LAST 14 GAMES)

| Date | Opponent | Site | Score |
|----------|-------------------|------|----------|
| 11-11-22 | at South Carolina | A | L, 58-60 |
| 12-18-21 | South Carolina | H | W, 70-56 |
| 12-12-20 | Alabama | N | W, 64-56 |
| 11-25-20 | Mississippi State | N | W, 53-42 |
| 12-15-19 | South Carolina | H | L, 54-67 |
| 12-22-18 | South Carolina | A | W, 78-68 |
| 12-8-18 | Mississippi State | N | L, 71-82 |
| 11-20-18 | Georgia | N | W, 64-49 |
| 3-18-18 | Auburn | N | W, 84-53 |
| 12-19-17 | South Carolina | H | W, 64-48 |
| 12-16-18 | Florida | N | W, 71-69 |
| 12-21-17 | South Carolina | A | W, 62-60 |
| 12-18-17 | Alabama | A | W, 67-54 |
| 11-11-17 | Georgia | H | W, 74-64 |

THIRTY ACC ROAD WINS FOR BRAD BROWNELL

TEAM NOTES

- When Clemson won at NC State on Jan. 8, 2022 it was the 30th ACC road win of Brad Brownell's Clemson career. The Tigers won three road ACC games last year. It marks the 11th time in his 12 years he has taken the Tigers to at last two ACC road wins in a season.
- Not a big deal you say? Clemson had at least two ACC road wins in 21 of the 57 ACC seasons before Brownell came to Clemson. Brownell's 34 ACC road wins are 18 more than any other former Clemson coach (Oliver Purnell, 16) and Brownell also has the best winning percentage in Clemson history in ACC road games at .318.
- Overall, Brownell is 113-122 in ACC games. His winning percentage of .481 in league games is also best in Clemson history.

CLEMSON HEAD COACH ACC REGULAR SEASON ROAD WINS

| Coach | Overall | Home | Away | Neutral |
|----------------|---------|-------|-------|---------|
| Banks McFadden | 1-36 | 0-18 | 1-17 | 0-1 |
| Press Maravich | 25-59 | 17-19 | 7-30 | 1-10 |
| Bobby Roberts | 41-71 | 27-21 | 10-38 | 4-12 |
| Tates Locke | 20-36 | 17-11 | 3-25 | 0-6 |
| Bill Foster | 44-74 | 31-28 | 13-46 | 0-0 |
| Cliff Ellis | 56-90 | 42-31 | 14-59 | 0-0 |
| Rick Barnes | 28-36 | 19-13 | 9-23 | 0-0 |
| Larry Shyatt | 20-60 | 17-23 | 3-37 | 0-0 |
| Oliver Purnell | 50-62 | 34-22 | 16-40 | 0-0 |
| Brad Brownell | 110-111 | 76-36 | 34-73 | 0-0 |

BRAD BROWNELL WINS 100TH GAME AGAINST ACC OPPONENT

- Head Coach Brad Brownell won his 100th game against an ACC team with a 77-62 win over Pittsburgh (March 6, 2021).
- That is 41 more wins than the next closest coach in Clemson history. Cliff Ellis had 59 wins in 159 tries from 1985-94.

CLEMSON WHEN ALLOWING 40 OR LESS POINTS

- Clemson has allowed 40 points or less on 10 occasions during Brownell's tenure as head coach.
- The Tigers have accomplished this feat twice during ACC play, while the other eight contests have been out-of-conference games.
- Clemson notched its first of the 2020-21 season with a 75-38 beating of SC State on Dec. 2.
- The Tigers' second of the 2020-21 season came in dominant fashion on the road at Wake Forest.
- The 39 points surrendered to the Demon Deacons were the second-fewest they have scored at home in the ACC Era (since 1953).

CLEMSON'S RECORD IN GAMES ALLOWING 40 POINTS OR LESS (UNDER BROWNELL)

| Date | Opponent | Site | W/L | Score |
|---------------|------------------|------|-----|-------------|
| Feb. 21, 2021 | Wake Forest | A | W | 60-39 |
| Dec. 2, 2020 | SC State | H | W | 75-38 |
| Dec. 20, 2019 | Jacksonville | H | W | 68-39 |
| Feb. 3, 2018 | Wake Forest | H | W | 64-37 |
| Nov. 13, 2015 | NC Central | H | W | 74-40 |
| Dec. 14, 2013 | Furman | H | W | 71-35 |
| Nov. 29, 2013 | Coastal Carolina | H | W | 69-40 |
| Nov. 13, 2013 | Delaware State | H | W | 58-37 |
| Feb. 21, 2012 | Georgia Tech | A | W | 56-37 |
| Dec. 17, 2011 | Winthrop | H | W | 60-40 |
| Dec. 17, 2010 | Savannah State | H | W | 61-40 |
| RECORD | | | | 11-0 |

CLEMSON'S DEFENSE UNDER BROWNELL

- Clemson's defense last season was otherworldly as they utilized their depth to pick teams up in the full court.
- Head Coach Brad Brownell is known for his meticulous tactics defensively, and it's a reason why of all full seasons played during the ACC Era, Brownell's teams are prevalent.
- Seven of his teams are in the Top 10 in Clemson history when it comes to scoring defense.

- Nine of his 10 full seasons are in the Top 20 in Clemson history.
- The scoring defense last season (61.9) finished second in the ACC and 12th in the nation.

CLEMSON'S TOP SCORING DEFENSIVE SEASONS

| Rk | Year | Head Coach | Scoring Defense |
|-----|---------|----------------|-----------------|
| 1. | 2013-14 | Brad Brownell | 58.4 |
| 2. | 2012-13 | Brad Brownell | 60.1 |
| 3. | 2011-12 | Brad Brownell | 60.6 |
| 4. | 2010-11 | Brad Brownell | 61.4 |
| 5. | 1996-97 | Rick Barnes | 61.5 |
| 6. | 2020-21 | Brad Brownell | 61.9 |
| 7. | 2014-15 | Brad Brownell | 62.2 |
| 8. | 1994-95 | Rick Barnes | 62.5 |
| 9. | 1995-96 | Rick Barnes | 63.0 |
| 10. | 2018-19 | Brad Brownell | 63.9 |
| 11. | 2019-20 | Brad Brownell | 64.1 |
| 12. | 1958-59 | Press Maravich | 64.2 |
| 13. | 1999-00 | Larry Shyatt | 64.4 |
| 14. | 1998-99 | Larry Shyatt | 64.4 |
| 15. | 2015-16 | Brad Brownell | 64.5 |
| 16. | 2009-10 | Oliver Purnell | 64.5 |
| 17. | 1981-82 | Bill Foster | 65.2 |
| 18. | 1997-98 | Rick Barnes | 65.3 |
| 19. | 1978-79 | Bill Foster | 65.6 |
| 20. | 2006-07 | Oliver Purnell | 65.7 |
| 21. | 2017-18 | Brad Brownell | 65.9 |

*LIT*TLEJOHN COLISEUM

- The Tigers are 70-18 (.795) dating back to the beginning of the 2017-18 season on their home floor.
- Since the inception of the newly renovated Littlejohn Coliseum (2016-17 season), the Tigers are 79-24 overall (.767 percent).
- In non-conference regular season games, the Tigers are 40-3 during that span (.930 percent).
- In total non-conference games, including home NIT games, the Tigers are 41-5 (.891 percent).

CLEMSON SEASON BREAKDOWN BY UNIFORM

- In 2017-18 the Tigers debuted three new jerseys to their arsenal, including a new version of its home white and road orange uniform. They also debuted purple, anthracite and throwback jerseys.
- Clemson wore its 2017-18 home whites the most last season, wearing them for 19-out-of-their-32 regular season games.
- With the exception of one home game in which Clemson wore 1990's throwback home white uniform against Pittsburgh, the Tigers wore its 17-18 home whites on the road in a 14-point win at Ohio State. The Buckeyes wore all red that night.
- They also wore white during their two-point triumphant comeback win over then No. 22-ranked Florida on Dec. 16 in the Orange Bowl Classic.
- 18 of the Tigers' 25 wins in 2017-18 came while wearing their home whites.

CLEMSON'S RECORD BY UNIFORM (17/18-pres.)

| Uniform | Times Worn | Wins | Losses |
|---------------------------|------------|------|--------|
| Home White | 93 | 75 | 18 |
| Road Orange | 57 | 25 | 32 |
| Home Orange | 1 | 1 | 0 |
| 90's Throwback Home White | 13 | 6 | 7 |
| Purple | 6 | 1 | 5 |
| Anthracite | 4 | 1 | 3 |

0 JOSH BEADLE

RFr. | Guard | 6-3 | 182
Columbia, S.C. | Cardinal Newman



» CAREER HIGHS

| | | | |
|----------|----|---------------------|----------|
| Points | 8 | vs. Iowa | 11/26/22 |
| Rebounds | 3 | 2x, last vs. Iowa | 11/26/22 |
| Assists | 3 | 3x, last vs. Towson | 12/7/22 |
| Steals | 2 | at South Carolina | 11/11/22 |
| Blocks | 2 | vs. Penn State | 11/29/22 |
| FG Made | 4 | vs. Iowa | 11/26/22 |
| 3FG Made | 2 | vs. Towson | 12/7/22 |
| FT Made | 2 | vs. Richmond | 12/17/22 |
| Minutes | 29 | vs. NC State | 12/30/22 |

» ABOUT JOSH BEADLE

Born March 4, 2003
Hometown Columbia, S.C.
High School Cardinal Newman High School
Major Pre-Business

» 2022-23 GAME-BY-GAME

| OPPONENT | FG | PCT. | 3FG | PCT. | FT | PCT. | OR-DR-TOT | PF | A | TO | BLK | STL | PTS | MIN |
|--------------------|------|-------|-----|-------|-----|-------|-----------|----|---|----|-----|-----|-----|-----|
| The Citadel | 0-3 | .000 | 0-0 | .000 | 0-0 | .000 | 0-1-1 | 3 | 1 | 0 | 0 | 0 | 0 | 12 |
| at South Carolina | 0-4 | .000 | 0-0 | .000 | 0-0 | .000 | 1-1-2 | 0 | 0 | 1 | 0 | 2 | 0 | 14 |
| USC Upstate | 1-2 | .500 | 0-1 | .000 | 0-0 | .000 | 0-0-0 | 1 | 0 | 2 | 0 | 0 | 2 | 11 |
| Bellarmine | DNP | | | | | | | | | | | | | |
| Loyola Maryland | 1-5 | .200 | 0-2 | .000 | 0-0 | .000 | 0-3-3 | 0 | 3 | 0 | 0 | 0 | 2 | 21 |
| vs. [25] Iowa | 4-12 | .333 | 0-4 | .000 | 0-0 | .000 | 0-3-3 | 2 | 1 | 1 | 0 | 1 | 8 | 21 |
| vs. California | 0-0 | .000 | 0-0 | .000 | 0-0 | .000 | 0-0-0 | 0 | 0 | 0 | 0 | 0 | 0 | 5 |
| Penn State | 2-4 | .500 | 0-0 | .000 | 0-0 | .000 | 0-2-2 | 4 | 3 | 1 | 2 | 0 | 4 | 19 |
| Wake Forest | 0-1 | .000 | 0-0 | .000 | 0-0 | .000 | 0-3-3 | 2 | 1 | 1 | 0 | 0 | 0 | 20 |
| Towson | 2-4 | .500 | 2-2 | 1.000 | 0-0 | .000 | 0-1-1 | 0 | 3 | 1 | 0 | 0 | 6 | 11 |
| vs. Loyola Chicago | 1-2 | .500 | 0-0 | .000 | 0-0 | .000 | 0-0-0 | 1 | 0 | 2 | 0 | 0 | 2 | 6 |
| vs. Richmond | 0-1 | .000 | 0-1 | .000 | 2-4 | .500 | 0-1-1 | 2 | 0 | 2 | 0 | 1 | 2 | 9 |
| at Georgia Tech | 0-1 | .000 | 0-1 | .000 | 0-0 | .000 | 0-1-1 | 2 | 1 | 0 | 0 | 0 | 0 | 7 |
| NC State | 2-5 | .400 | 0-1 | .000 | 1-1 | 1.000 | 0-1-1 | 4 | 1 | 0 | 1 | 0 | 5 | 29 |
| at Virginia Tech | 1-1 | 1.000 | 0-0 | .000 | 1-2 | .500 | 0-2-2 | 2 | 1 | 2 | 0 | 0 | 3 | 20 |
| at Pittsburgh | 1-3 | .333 | 1-3 | .333 | 0-0 | .000 | 0-0-0 | 2 | 3 | 0 | 0 | 0 | 3 | 22 |
| Louisville | 1-3 | .333 | 0-0 | .000 | 0-0 | .000 | 0-1-1 | 3 | 1 | 0 | 0 | 2 | 2 | 21 |
| [24] Duke | 2-4 | .500 | 0-1 | .000 | 0-0 | .000 | 0-1-1 | 0 | 2 | 1 | 1 | 1 | 4 | 14 |
| at Wake Forest | | | | | | | | | | | | | | |
| Virginia Tech | | | | | | | | | | | | | | |
| Georgia Tech | | | | | | | | | | | | | | |
| at Florida State | | | | | | | | | | | | | | |
| at Boston College | | | | | | | | | | | | | | |
| Miami (Fla.) | | | | | | | | | | | | | | |
| at North Carolina | | | | | | | | | | | | | | |
| Florida State | | | | | | | | | | | | | | |
| at Louisville | | | | | | | | | | | | | | |
| Syracuse | | | | | | | | | | | | | | |
| at NC State | | | | | | | | | | | | | | |
| at Virginia | | | | | | | | | | | | | | |
| Notre Dame | | | | | | | | | | | | | | |

* - Game Started; [] AP Ranking

» NOTES

BEADLE REDSHIRTED 2021-22 SEASON

- It was announced on Monday, Nov. 15, 2021 that freshman Josh Beadle would redshirt.

BEFORE CLEMSON

- Rated as a three-star prospect, according to 247Sports and Rivals.
- Beadle averaged 16.9 points, 6.2 rebounds, 3.8 assists and 1.4 steals per game last season for Cardinal Newman.
- Beadle won back-to-back SCISA Class 3A championships at Cardinal Newman and led the team in scoring last season. Beadle eclipsed the 1,000-point mark for his career.
- Over the last three seasons, Beadle has shot better than 50.0 percent from the floor, including 40.0 percent from three and over 70.0 percent from the free throw line. He is a three-time All-Region and All-State player, while also being named to several All-Tournament teams and earning multiple All-Star selections.
- Beadle chose Clemson over Wake Forest and VCU.

"Josh is a combo guard with speed and athleticism who can affect the game in both the full and half court. Josh has very good basketball instincts which allow him to make plays for himself and others. I love to add guys to our program who are winners and Josh has won back-to-back state titles at Cardinal Newman. He's an impressive young man, serving as his senior class president in high school. We expect Josh to have a prominent leadership role in our program."

» CAREER STATS

| Year | GP | GS | Min. | Field Goals | | | 3-PT | | | FT | FTA | Pct. | Rebounds | | | | PF | DQ | A | TO | Blk | Stl | Pts. | Avg. |
|---------|----|----|------|-------------|-----|------|------|-----|------|----|-----|------|----------|----|-----|------|----|----|----|----|-----|-----|------|------|
| | | | | FG | FGA | Pct. | FG | FGA | Pct. | | | | OR | DR | TOT | Avg. | | | | | | | | |
| 2021-22 | | | | | | | | | | | | | | | | | | | | | | | | |
| 2022-23 | 17 | 0 | 265 | 18 | 55 | .327 | 3 | 16 | .188 | 4 | 7 | .571 | 1 | 21 | 22 | 1.3 | 28 | 0 | 21 | 14 | 4 | 7 | 43 | 2.5 |
| TOTAL | 17 | 0 | 265 | 18 | 55 | .327 | 3 | 16 | .188 | 4 | 7 | .571 | 1 | 21 | 22 | 1.3 | 28 | 0 | 21 | 14 | 4 | 7 | 43 | 2.5 |

1 CHASE HUNTER

RJr. | Guard | 6-3.5 | 204
Atlanta, Ga. | Westlake



» CAREER HIGH

| | | | |
|----------|----|----------------------------|----------|
| Points | 23 | 2x, last vs. The Citadel | 11/7/22 |
| Rebounds | 7 | 2x, last at Boston College | 2/26/22 |
| Assists | 8 | vs. Bellarmine | 11/18/22 |
| Steals | 3 | vs. Florida State | 1/23/21 |
| FG Made | 10 | vs. Wake Forest | 2/23/22 |
| 3FG Made | 5 | vs. Bellarmine | 11/18/22 |
| FT Made | 8 | at Boston College | 2/26/22 |
| Minutes | 37 | vs. Bellarmine | 11/18/22 |

» ABOUT CHASE HUNTER

Born April 8, 2001
Hometown Atlanta, Ga.
High School Westlake
Major Parks, Recreation, Tourism Management
 » 247Sports Top 100 Prospect, ranked No. 4 player in the state of Georgia, ranked No. 14 combo guard in the country according to 247Sports.
 » Chose Clemson over Georgia, Virginia, Oklahoma and Michigan State.

» 2022-23 GAME-BY-GAME

| OPPONENT | FG | PCT. | 3FG | PCT. | FT | PCT. | OR-DR-TOT | PF | A | TO | BLK | STL | PTS | MIN |
|----------------------|------|------|-----|------|-----|-------|-----------|----|---|----|-----|-----|-----|-----|
| * The Citadel | 8-17 | .471 | 3-4 | .750 | 4-4 | 1.000 | 1-0-1 | 0 | 7 | 0 | 0 | 0 | 23 | 34 |
| * at South Carolina | 5-12 | .417 | 0-1 | .000 | 3-4 | .750 | 1-4-5 | 1 | 5 | 1 | 0 | 1 | 13 | 33 |
| * USC Upstate | 7-12 | .583 | 4-6 | .667 | 2-4 | .500 | 0-3-3 | 4 | 3 | 2 | 1 | 0 | 20 | 35 |
| * Bellarmine | 5-8 | .625 | 5-6 | .833 | 0-0 | .000 | 0-2-2 | 3 | 8 | 3 | 0 | 0 | 15 | 37 |
| * Loyola Maryland | 4-6 | .667 | 1-2 | .500 | 1-2 | .500 | 0-1-1 | 0 | 1 | 4 | 0 | 0 | 10 | 19 |
| * vs. [25] Iowa | 7-15 | .467 | 2-5 | .400 | 5-5 | 1.000 | 0-3-3 | 3 | 6 | 3 | 0 | 0 | 21 | 28 |
| * vs. California | 5-10 | .500 | 3-6 | .500 | 1-3 | .333 | 0-1-1 | 1 | 7 | 3 | 0 | 2 | 14 | 35 |
| * Penn State | 1-12 | .083 | 1-3 | .333 | 4-4 | 1.000 | 0-1-1 | 5 | 5 | 1 | 1 | 0 | 7 | 29 |
| * Wake Forest | 3-7 | .429 | 0-4 | .000 | 5-5 | 1.000 | 0-3-3 | 3 | 4 | 7 | 1 | 0 | 11 | 30 |
| * Towson | 4-9 | .444 | 4-8 | .500 | 2-4 | .500 | 0-2-2 | 1 | 7 | 3 | 1 | 1 | 14 | 35 |
| * vs. Loyola Chicago | 5-13 | .385 | 1-5 | .200 | 2-3 | .667 | 0-2-2 | 2 | 2 | 3 | 0 | 1 | 13 | 34 |
| * vs. Richmond | 7-12 | .583 | 2-3 | .667 | 2-3 | .667 | 0-2-2 | 2 | 3 | 1 | 0 | 1 | 18 | 29 |
| * at Georgia Tech | 4-13 | .308 | 0-3 | .000 | 6-7 | .857 | 1-2-3 | 2 | 4 | 4 | 1 | 1 | 14 | 35 |
| * NC State | 4-12 | .333 | 1-3 | .333 | 3-4 | .750 | 0-2-2 | 0 | 3 | 1 | 1 | 1 | 12 | 35 |
| * at Virginia Tech | 3-8 | .375 | 0-2 | .000 | 6-6 | 1.000 | 0-2-2 | 2 | 4 | 2 | 0 | 2 | 12 | 23 |
| * at Pittsburgh | 6-14 | .429 | 1-3 | .333 | 4-4 | 1.000 | 1-4-5 | 3 | 3 | 0 | 0 | 1 | 17 | 32 |
| * Louisville | 4-10 | .400 | 1-5 | .200 | 4-4 | 1.000 | 1-6-7 | 3 | 4 | 3 | 0 | 0 | 13 | 38 |
| * [24] Duke | 1-10 | .100 | 0-3 | .000 | 3-3 | 1.000 | 1-2-3 | 2 | 1 | 2 | 0 | 0 | 5 | 28 |
| at Wake Forest | | | | | | | | | | | | | | |
| Virginia Tech | | | | | | | | | | | | | | |
| Georgia Tech | | | | | | | | | | | | | | |
| at Florida State | | | | | | | | | | | | | | |
| at Boston College | | | | | | | | | | | | | | |
| Miami (Fla.) | | | | | | | | | | | | | | |
| at North Carolina | | | | | | | | | | | | | | |
| Florida State | | | | | | | | | | | | | | |
| at Louisville | | | | | | | | | | | | | | |
| Syracuse | | | | | | | | | | | | | | |
| at NC State | | | | | | | | | | | | | | |
| at Virginia | | | | | | | | | | | | | | |
| Notre Dame | | | | | | | | | | | | | | |

* - Game Started; [] AP Ranking

» NOTES

CHASE HUNTER STARTS 2022-23 STRONG

- Chase Hunter got off to a lightning quick start this season in the opener against The Citadel.
- Hunter scored 19 first half points en route to a career-high-tying 23 points on 8-of-17 shooting.
- Hunter dished out a career-best eight assists in a 76-66 win over Bellarmine.

HUGE WEEK FOR HUNTER

- Chase Hunter was the star of the week for the Tigers after posting back-to-back 20-point games against Wake Forest and Boston College.
- Hunter recorded his second 20-point game as a Tiger at Boston College, finishing with a career high 23 points on 7-for-9 shooting, including a career-high eight free throws.
- Hunter recorded his first 20-point game as a Tiger against Wake Forest, finishing with a career high 21 points on a career-best 10 made field goals.

HUNTER'S 7-GAME STRETCH (JAN. 4 - FEB. 2)

- Chase Hunter provided a consistent spark off the Tiger bench over seven contests, which included three starts.
- Hunter was 19-for-30 from the floor (62.5 percent), 6-for-11 from three (54.5 percent), averaged 9.1 points and 3.0 rebounds.
- Hunter scored his fifth double-figure scoring game of the season against Florida State (Feb. 2) with 12 points.

CAREER DAY ON SOUTH BEACH

- Chase Hunter scored a then-career-high 15 points on 5-of-7 shooting against the Hurricanes. Hunter also tied his career-best with three 3-pointers.
- The 15 points scored were the most since his freshman season when he scored 13 against Presbyterian (Nov. 7, 2019).

CAREER HIGH STEALS

- Chase Hunter scored nine points in 16 minutes of action against Florida State (Jan. 23, 2021). He also snagged a career-high three steals in the process.
- He topped his previous season-highs (which also came earlier against FSU), with four field goals and nine points.

HUNTER SUFFERED FOOT INJURY

- Suffered a foot injury earlier in his freshman season that forced him to miss 19 total games.
- Played in two games over that stretch, but made his

» CAREER STATS

| Year | GP | GS | Min. | Field Goals | | | 3-PT | | | FT | FTA | Pct. | Rebounds | | | Avg. | PF | DQ | A | TO | Blk | Stl | Pts. | Avg. |
|--------------|-----------|-----------|-------------|-------------|------------|-------------|-----------|------------|-------------|------------|------------|-------------|-----------|------------|------------|------------|------------|----------|------------|------------|-----------|-----------|------------|------------|
| | | | | FG | FGA | Pct. | FG | FGA | Pct. | | | | OR | DR | TOT | | | | | | | | | |
| 2019-20 | 9 | 4 | 175 | 17 | 45 | .378 | 7 | 23 | .304 | 7 | 11 | .636 | 1 | 8 | 9 | 1.0 | 17 | 0 | 14 | 12 | 0 | 7 | 48 | 5.3 |
| 2020-21 | 24 | 4 | 337 | 28 | 90 | .311 | 5 | 35 | .143 | 8 | 12 | .667 | 6 | 23 | 29 | 1.2 | 27 | 0 | 22 | 19 | 3 | 10 | 69 | 2.9 |
| 2021-22 | 33 | 15 | 749 | 78 | 173 | .451 | 20 | 58 | .345 | 45 | 60 | .750 | 16 | 72 | 88 | 2.7 | 57 | 0 | 60 | 33 | 6 | 15 | 221 | 6.7 |
| 2022-23 | 18 | 18 | 572 | 83 | 200 | .415 | 29 | 72 | .403 | 57 | 69 | .826 | 6 | 42 | 48 | 2.7 | 37 | 1 | 77 | 43 | 6 | 11 | 252 | 14.0 |
| TOTAL | 84 | 41 | 1833 | 206 | 508 | .406 | 61 | 188 | .324 | 117 | 152 | .770 | 29 | 145 | 174 | 2.1 | 138 | 1 | 173 | 107 | 15 | 43 | 590 | 7.0 |

» HUNTER NOTES

return on Jan. 18, 2020 at NC State, playing also against Wake Forest and at Louisville.

BEFORE CLEMSON

- Comes to Clemson as a four-star prospect and No. 98 overall in 247Sports' Top 100 for the 2019 class.
- 247Sports ranks Hunter as the No. 4 player in the state of Georgia and the No. 14 combo guard in the country.
- Averaged 15.6 points, 4.1 rebounds, 2.3 assists and 1.8 steals per game as a junior.
- Scored in double-figures in 17-of-22 games and scored more than 20 points on eight occasions, including at least 30 points twice.
- On the Under Armour circuit, Hunter averaged 14.0 points, 2.7 assists, 2.5 rebounds and 1.5 steals per game.
- Hunter chose Clemson over Georgia, Virginia, Oklahoma and Michigan State.

HIGH SCHOOL ACCOLADES

- 247Sports Top 100 Prospect
- Ranked No. 4 player in the state of Georgia
- Ranked No. 14 combo guard in the country according to 247Sports

2 DILLON HUNTER

Fr. | Guard | 6-3.5 | 193
Atlanta, Ga. | Westlake



» CAREER HIGHS

| | | | |
|--------------------|----|---------------------------|----------|
| Points | 4 | 2x, vs. last vs. NC State | 12/30/22 |
| Rebounds | 4 | vs. Loyola Maryland | 11/21/22 |
| Offensive Rebounds | 2 | vs. Loyola Maryland | 11/21/22 |
| Assists | 4 | at Georgia Tech | 12/21/22 |
| Steals | 2 | vs. Richmond | 12/17/22 |
| Blocks | 1 | vs. California | 11/26/22 |
| FG Made | 2 | vs. Loyola Maryland | 11/21/22 |
| 3FG Made | | | |
| FT Made | 2 | 2x, last vs. NC State | 12/30/22 |
| Minutes | 23 | at Georgia Tech | 12/21/22 |

» ABOUT DILLON HUNTER

| |
|---|
| Born April 16, 2003 |
| Hometown Atlanta, Ga. |
| High School Westlake High School |
| Major Parks, Recreation, Tourism Management |
| Fun Fact Younger brother of Chase Hunter |

» 2022-23 GAME-BY-GAME

| OPPONENT | FG | PCT. | 3FG | PCT. | FT | PCT. | OR-DR-TOT | PF | A | TO | BLK | STL | PTS | MIN |
|--------------------|-----|------|-----|------|-----|-------|-----------|----|---|----|-----|-----|-----|-----|
| The Citadel | 0-1 | .000 | 0-0 | .000 | 0-0 | .000 | 0-2-2 | 2 | 0 | 1 | 0 | 1 | 0 | 11 |
| at South Carolina | 0-1 | .000 | 0-0 | .000 | 0-0 | .000 | 0-0-0 | 1 | 1 | 0 | 0 | 0 | 0 | 7 |
| USC Upstate | 1-3 | .333 | 0-1 | .000 | 0-1 | .000 | 0-0-0 | 2 | 1 | 0 | 0 | 0 | 2 | 14 |
| Bellarmine | 0-1 | .000 | 0-1 | .000 | 0-0 | .000 | 0-2-2 | 0 | 1 | 0 | 0 | 0 | 0 | 5 |
| Loyola Maryland | 2-5 | .400 | 0-0 | .000 | 0-0 | .000 | 2-2-4 | 1 | 2 | 2 | 0 | 0 | 4 | 20 |
| vs. [25] Iowa | 0-0 | .000 | 0-0 | .000 | 0-0 | .000 | 0-0-0 | 0 | 0 | 0 | 0 | 0 | 0 | 1 |
| vs. California | 0-1 | .000 | 0-1 | .000 | 0-0 | .000 | 0-0-0 | 1 | 3 | 0 | 1 | 0 | 0 | 13 |
| Penn State | 0-1 | .000 | 0-0 | .000 | 0-0 | .000 | 0-2-2 | 0 | 3 | 2 | 0 | 0 | 0 | 10 |
| Wake Forest | 0-1 | .000 | 0-0 | .000 | 0-0 | .000 | 0-0-0 | 0 | 0 | 0 | 0 | 0 | 0 | 6 |
| Towson | DNP | | | | | | | | | | | | | |
| vs. Loyola Chicago | 0-1 | .000 | 0-0 | .000 | 0-0 | .000 | 0-2-2 | 0 | 0 | 0 | 0 | 0 | 0 | 6 |
| vs. Richmond | 0-1 | .000 | 0-0 | .000 | 0-0 | .000 | 0-0-0 | 0 | 1 | 0 | 0 | 2 | 0 | 11 |
| at Georgia Tech | 0-3 | .000 | 0-2 | .000 | 2-2 | 1.000 | 0-2-2 | 3 | 4 | 0 | 0 | 1 | 2 | 23 |
| NC State | 1-2 | .500 | 0-1 | .000 | 2-2 | 1.000 | 0-3-3 | 2 | 2 | 0 | 0 | 0 | 4 | 18 |
| at Virginia Tech | 0-2 | .000 | 0-0 | .000 | 0-0 | .000 | 0-1-1 | 0 | 0 | 1 | 0 | 0 | 0 | 5 |
| at Pittsburgh | 0-0 | .000 | 0-0 | .000 | 0-1 | .000 | 0-0-0 | 1 | 0 | 0 | 0 | 1 | 0 | 9 |
| Louisville | 0-1 | .000 | 0-1 | .000 | 0-0 | .000 | 0-1-1 | 1 | 0 | 0 | 0 | 0 | 0 | 3 |
| [24] Duke | 0-0 | .000 | 0-0 | .000 | 0-0 | .000 | 0-0-0 | 0 | 0 | 0 | 0 | 1 | 0 | 5 |
| at Wake Forest | | | | | | | | | | | | | | |
| Virginia Tech | | | | | | | | | | | | | | |
| Georgia Tech | | | | | | | | | | | | | | |
| at Florida State | | | | | | | | | | | | | | |
| at Boston College | | | | | | | | | | | | | | |
| Miami (Fla.) | | | | | | | | | | | | | | |
| at North Carolina | | | | | | | | | | | | | | |
| Florida State | | | | | | | | | | | | | | |
| at Louisville | | | | | | | | | | | | | | |
| Syracuse | | | | | | | | | | | | | | |
| at NC State | | | | | | | | | | | | | | |
| at Virginia | | | | | | | | | | | | | | |
| Notre Dame | | | | | | | | | | | | | | |

* - Game Started; [] AP Ranking

» NOTES

BEFORE CLEMSON

- Hunter is a 6-4, 190-pound guard from Atlanta, Ga.
- He is the younger brother of current Tiger Chase Hunter, is ranked No. 64 in the ESPN 100 and rated a four-star prospect.
- Hunter chose Clemson over Baylor, Auburn, Florida State, Kentucky, Georgia and Georgia Tech.

“Dillon comes from an athletic, high achieving family,” said Brownell. “I’ve enjoyed coaching his brother Chase the last three years, and it will sure be fun to have Dillon here with him contributing in Clemson orange. Our staff looked to add positional size and skill to our team with the incoming freshmen class. Dillon is certainly another example of that, especially at the point guard position. He has excellent vision and a feel for the game, which makes him an outstanding passer and facilitator who complements our other freshmen very well. This rounds out an excellent freshmen class for our program.”

» CAREER STATS

| Year | GP | GS | Min. | Field Goals | | | 3-PT | | | FT | FTA | Pct. | Rebounds | | | Avg. | PF | DQ | A | TO | Blk | Stl | Pts. | Avg. |
|---------|----|----|------|-------------|-----|------|------|-----|------|----|-----|------|----------|----|-----|------|----|----|----|----|-----|-----|------|------|
| | | | | FG | FGA | Pct. | FG | FGA | Pct. | | | | OR | DR | TOT | | | | | | | | | |
| 2022-23 | 17 | 0 | 168 | 4 | 24 | .167 | 0 | 7 | .000 | 4 | 6 | .667 | 2 | 17 | 19 | 1.1 | 14 | 0 | 18 | 6 | 1 | 6 | 12 | 0.7 |
| TOTAL | 17 | 0 | 168 | 4 | 24 | .167 | 0 | 7 | .000 | 4 | 6 | .667 | 2 | 17 | 19 | 1.1 | 14 | 0 | 18 | 6 | 1 | 6 | 12 | 0.7 |

4 IAN SCHIEFFELIN

So. | Forward | 6-7 | 230
Loganville, Ga. | Grayson



» CAREER HIGHS

| | | | |
|--------------------|----|--------------------------|----------|
| Points | 20 | vs. The Citadel | 11/7/22 |
| Rebounds | 14 | vs. The Citadel | 11/7/22 |
| Offensive Rebounds | 9 | vs. The Citadel | 11/7/22 |
| Assists | 6 | vs. Duke | 1/14/23 |
| Steals | 2 | vs. Notre Dame | 2/12/22 |
| Blocks | 1 | 5x, last vs. Bellarmine | 11/18/22 |
| FG Made | 9 | vs. The Citadel | 11/7/22 |
| 3FG Made | 1 | 5x, last vs. The Citadel | 11/7/22 |
| FT Made | 5 | vs. Bellarmine | 11/18/22 |
| Minutes | 36 | vs. Duke | 1/14/23 |

» ABOUT IAN SCHIEFFELIN

Born March 1, 2003
Hometown Loganville, Ga.
High School Grayson High School
Major Pre-Business
Fun Fact Played high school basketball with 2022-23 freshman Chauncey Wiggins

» 2022-23 GAME-BY-GAME

| OPPONENT | FG | PCT. | 3FG | PCT. | FT | PCT. | OR-DR-TOT | PF | A | TO | BLK | STL | PTS | MIN |
|--------------------|------|-------|-----|-------|-----|-------|-----------|----|---|----|-----|-----|-----|-----|
| The Citadel | 9-13 | .692 | 1-2 | .500 | 1-3 | .333 | 9-5-14 | 1 | 2 | 1 | 1 | 0 | 20 | 31 |
| at South Carolina | 0-4 | .000 | 0-0 | .000 | 0-0 | .000 | 1-1-2 | 0 | 1 | 1 | 0 | 0 | 0 | 12 |
| USC Upstate | 1-1 | 1.000 | 0-0 | .000 | 0-0 | .000 | 1-3-4 | 1 | 3 | 0 | 0 | 1 | 2 | 14 |
| Bellarmine | 4-6 | .667 | 0-1 | .000 | 5-5 | 1.000 | 0-3-3 | 2 | 0 | 1 | 1 | 1 | 13 | 19 |
| Loyola Maryland | 2-3 | .667 | 1-1 | 1.000 | 0-0 | .000 | 0-6-6 | 1 | 2 | 2 | 0 | 1 | 5 | 19 |
| vs. [25] Iowa | 3-6 | .500 | 0-1 | .000 | 1-2 | .500 | 1-2-3 | 2 | 0 | 1 | 0 | 0 | 7 | 25 |
| vs. California | 0-1 | .000 | 0-0 | .000 | 0-0 | .000 | 0-1-1 | 1 | 0 | 0 | 0 | 1 | 0 | 10 |
| Penn State | 2-4 | .500 | 0-1 | .000 | 4-7 | .571 | 1-3-4 | 4 | 1 | 0 | 0 | 0 | 8 | 16 |
| Wake Forest | 0-0 | .000 | 0-0 | .000 | 2-2 | 1.000 | 1-5-6 | 2 | 3 | 0 | 0 | 1 | 2 | 15 |
| Towson | 1-1 | 1.000 | 0-0 | .000 | 0-0 | .000 | 1-0-1 | 4 | 2 | 0 | 0 | 0 | 2 | 10 |
| vs. Loyola Chicago | 2-3 | .667 | 0-1 | .000 | 2-2 | 1.000 | 0-2-2 | 2 | 0 | 1 | 0 | 0 | 6 | 11 |
| * vs. Richmond | 1-7 | .143 | 0-1 | .000 | 2-2 | 1.000 | 0-3-3 | 1 | 3 | 0 | 0 | 0 | 4 | 18 |
| * at Georgia Tech | 2-3 | .667 | 0-0 | .000 | 0-0 | .000 | 0-2-2 | 2 | 1 | 0 | 0 | 0 | 4 | 15 |
| NC State | 3-6 | .500 | 0-0 | .000 | 0-0 | .000 | 0-3-3 | 0 | 0 | 1 | 0 | 0 | 6 | 9 |
| * at Virginia Tech | 1-4 | .250 | 0-1 | .000 | 0-1 | .000 | 1-3-4 | 2 | 0 | 1 | 0 | 0 | 2 | 16 |
| * at Pittsburgh | 2-2 | 1.000 | 0-0 | .000 | 2-2 | 1.000 | 0-4-4 | 5 | 3 | 3 | 0 | 0 | 6 | 19 |
| * Louisville | 3-5 | .600 | 1-2 | .500 | 1-1 | 1.000 | 0-3-3 | 3 | 3 | 2 | 1 | 1 | 8 | 27 |
| * [24] Duke | 3-5 | .600 | 0-1 | .000 | 0-0 | .000 | 1-7-8 | 4 | 6 | 0 | 1 | 1 | 6 | 36 |
| at Wake Forest | | | | | | | | | | | | | | |
| Virginia Tech | | | | | | | | | | | | | | |
| Georgia Tech | | | | | | | | | | | | | | |
| at Florida State | | | | | | | | | | | | | | |
| at Boston College | | | | | | | | | | | | | | |
| Miami (Fla.) | | | | | | | | | | | | | | |
| at North Carolina | | | | | | | | | | | | | | |
| Florida State | | | | | | | | | | | | | | |
| at Louisville | | | | | | | | | | | | | | |
| Syracuse | | | | | | | | | | | | | | |
| at NC State | | | | | | | | | | | | | | |
| at Virginia | | | | | | | | | | | | | | |
| Notre Dame | | | | | | | | | | | | | | |

* - Game Started; [] AP Ranking

» NOTES

CHEF COMING UP HUGE VS. DUKE

- Ian Schieffelin posted six points, eight rebounds, a career-high six assists and drew three charges against Duke (Jan. 14).
- Schieffelin was just one charge off from the program record of four in a game.
- He also played in a career-high 36 minutes.

CHEF COOKING IN 2022 SEASON OPENER

- Ian Schieffelin demolished his previous career high with a 20 point performance on 9-of-13 shooting from the floor.
- The nine made field goals also served as a career high for the sophomore.
- Schieffelin had a monster night on the boards, tallying a career-best 14 rebounds. He secured a career-best nine on the offensive glass.
- The nine offensive rebounds were the most for a Tiger since James Mays had 10 at Maryland on Jan. 13, 2007.
- It was the most by a Tiger in Littlejohn since Sharrod Ford had 10 vs. Georgia Tech on Feb. 28, 2004.

CHEF'S BIG NIGHT VS. UNC

- Ian Schieffelin set a new career-best with 12 points on 4-for-6 shooting. His four made field goals were a career-high.
- He tied his career high with one made 3-pointer and one assist, while setting a career mark with three made free throws against the Tar Heels.

EFFICIENT OUTING AT VIRGINIA

- Ian Schieffelin tied his career-high with six points on 3-for-4 shooting in a win over Virginia (Dec. 22).
- Schieffelin played eight minutes and score six points, grabbed one rebound and dished one assist.

CHEF BREAKS OUT VS. BRYANT

- Ian Schieffelin broke out against Bryant on Nov. 15. Schieffelin scored six points and was a perfect 3-for-3 from the field.
- The freshman also posted a season-high four rebounds, including two on the offensive glass.
- He added an assist and a steal against the Bulldogs.

BEFORE CLEMSON

- Rated as a three-star prospect, according to 247Sports and Rivals.
- Schieffelin averaged 12.0 points, 12.0 rebounds and 3.0 blocks per game last season for Grayson, a top-

» CAREER STATS

| Year | Field Goals | | | | 3-PT | | | Rebounds | | | | | | | | | | | | | | | | |
|--------------|-------------|-----------|------------|-----------|------------|-------------|----------|-----------|-------------|-----------|-----------|-------------|-----------|------------|------------|------------|-----------|----------|-----------|-----------|-----------|-----------|------------|------------|
| | GP | GS | Min. | FG | FGA | Pct. | FG | FGA | Pct. | FT | FTA | Pct. | OR | DR | TOT | Avg. | PF | DQ | A | TO | Blk | Stl | Pts. | Avg. |
| 2021-22 | 30 | 7 | 349 | 34 | 86 | .395 | 5 | 16 | .313 | 20 | 28 | .714 | 28 | 56 | 84 | 2.8 | 48 | 1 | 27 | 22 | 6 | 7 | 93 | 3.1 |
| 2022-23 | 18 | 6 | 323 | 39 | 74 | .527 | 3 | 12 | .333 | 20 | 27 | .741 | 17 | 56 | 73 | 4.1 | 37 | 1 | 31 | 14 | 4 | 7 | 101 | 5.6 |
| TOTAL | 48 | 13 | 672 | 73 | 160 | .456 | 8 | 28 | .286 | 40 | 55 | .727 | 45 | 112 | 157 | 3.3 | 85 | 2 | 58 | 36 | 10 | 14 | 194 | 4.0 |

» TYSON NOTES

ranked program in Georgia. Last year they finished ranked 10th in the country and were No. 1 among public schools.

- As a sophomore, Schieffelin averaged 10.1 points, 7.7 rebounds and 1.0 block per game, while helping lead Grayson to a 25-4 record and a Region 8-AAAAAAA championship.
- Schieffelin chose Clemson over Virginia Tech and Dayton.

5 HUNTER TYSON

Gr. | Forward | 6-8 | 217
Monroe, N.C. | Piedmont



» CAREER HIGHS

| | | | |
|--------------------|----|-----------------------|----------|
| Points | 31 | vs. NC State | 12/30/22 |
| Rebounds | 15 | vs. NC State | 12/30/22 |
| Offensive Rebounds | 6 | vs. South Carolina | 12/18/21 |
| Assists | 4 | 2x, last vs. Towson | 12/7/22 |
| Steals | 4 | vs. Yale | 12/22/19 |
| Blocks | 3 | vs. Miami (Ohio) | 12/14/21 |
| FG Made | 9 | 2x, last vs. NC State | 12/30/22 |
| 3FG Made | 5 | vs. Detroit Mercy | 11/17/19 |
| FT Made | 9 | vs. NC State | 12/30/22 |
| Minutes | 46 | vs. Penn State | 11/29/22 |

» ABOUT HUNTER TYSON

Born June 13, 2000
Hometown Monroe, N.C.
High School Piedmont
Major Sports Communications
Fun Fact Father, Jonathan, played at Wingate University for current Special Assistant to the Head Coach Jeff Reynolds; Brother, Cade, is a freshman on Belmont University's basketball team

» 2022-23 GAME-BY-GAME

| OPPONENT | FG | PCT. | 3FG | PCT. | FT | PCT. | OR-DR-TOT | PF | A | TO | BLK | STL | PTS | MIN |
|----------------------|------|------|------|------|-----|-------|-----------|----|---|----|-----|-----|-----|-----|
| * The Citadel | 6-12 | .500 | 1-5 | .200 | 6-9 | .667 | 3-10-13 | 1 | 2 | 3 | 0 | 3 | 19 | 38 |
| * at South Carolina | 4-11 | .364 | 2-5 | .400 | 0-1 | .000 | 0-4-4 | 4 | 2 | 3 | 0 | 1 | 10 | 27 |
| * USC Upstate | 4-11 | .364 | 0-4 | .000 | 0-0 | .000 | 5-7-12 | 1 | 3 | 0 | 0 | 0 | 8 | 37 |
| * Bellarmine | 3-9 | .333 | 3-5 | .600 | 2-2 | 1.000 | 2-8-10 | 0 | 1 | 0 | 1 | 2 | 11 | 35 |
| * Loyola Maryland | 4-10 | .400 | 2-5 | .400 | 4-4 | 1.000 | 3-6-9 | 1 | 2 | 2 | 0 | 1 | 14 | 18 |
| * vs. [25] Iowa | 4-11 | .364 | 3-5 | .600 | 2-2 | 1.000 | 3-5-8 | 3 | 2 | 0 | 0 | 1 | 13 | 37 |
| * vs. California | 4-8 | .500 | 2-4 | .500 | 4-4 | 1.000 | 0-5-5 | 3 | 0 | 1 | 0 | 1 | 14 | 28 |
| * Penn State | 7-11 | .636 | 3-4 | .750 | 7-8 | .875 | 1-8-9 | 2 | 3 | 0 | 0 | 1 | 24 | 46 |
| * Wake Forest | 3-6 | .500 | 1-2 | .500 | 8-8 | 1.000 | 0-10-10 | 1 | 2 | 1 | 0 | 2 | 15 | 33 |
| * Towson | 7-12 | .583 | 4-5 | .800 | 2-3 | .667 | 3-11-14 | 1 | 4 | 1 | 0 | 0 | 20 | 36 |
| * vs. Loyola Chicago | 4-10 | .400 | 0-5 | .000 | 2-2 | 1.000 | 0-6-6 | 2 | 0 | 2 | 0 | 2 | 10 | 34 |
| * vs. Richmond | 7-14 | .500 | 2-6 | .333 | 0-0 | .000 | 2-6-8 | 2 | 3 | 0 | 0 | 2 | 16 | 30 |
| * at Georgia Tech | 6-12 | .500 | 2-6 | .333 | 0-0 | .000 | 2-11-13 | 1 | 2 | 0 | 0 | 0 | 14 | 39 |
| * NC State | 9-13 | .692 | 4-5 | .800 | 9-9 | 1.000 | 2-13-15 | 2 | 0 | 1 | 0 | 0 | 31 | 37 |
| * at Virginia Tech | 4-12 | .333 | 3-10 | .300 | 2-2 | 1.000 | 0-14-14 | 2 | 2 | 0 | 0 | 0 | 13 | 40 |
| * at Pittsburgh | 4-7 | .571 | 2-3 | .667 | 5-7 | .714 | 0-10-10 | 2 | 1 | 0 | 0 | 0 | 15 | 35 |
| * Louisville | 9-14 | .643 | 4-7 | .571 | 6-9 | .667 | 2-9-11 | 1 | 0 | 1 | 0 | 1 | 28 | 35 |
| * [24] Duke | 2-6 | .333 | 0-3 | .000 | 3-4 | .750 | 0-6-6 | 1 | 0 | 3 | 0 | 0 | 7 | 37 |

at Wake Forest
 Virginia Tech
 Georgia Tech
 at Florida State
 at Boston College
 Miami (Fla.)
 at North Carolina
 Florida State
 at Louisville
 Syracuse
 at NC State
 at Virginia
 Notre Dame

* - Game Started; [] AP Ranking

» NOTES

HUNTER TYSON NATIONALLY

- Hunter Tyson is averaging 16.2 points and 10.1 rebounds per game entering the contest against Duke.
- Tyson is one of seven players nationally averaging at least 16.0 points and 10.0 rebounds per game.
- Tyson leads the ACC in defensive rebounds per game (8.28) and is third in the country. He's third in total rebounds in the ACC and 19th nationally (177).
- His 9.8 rebounds per game are fourth in the league and 23rd in the country.
- Tyson's nine double-doubles this season ranks second in the ACC and eighth in the country.
- The last Tiger to average a double-double was Sharone Wright in 1993-94.
- The last time a Clemson player had three-straight games with at least 13 rebounds was Trevor Booker from Feb. 25 to March 3, 2009. Hunter Tyson accomplished this feat from Dec. 21, 2022 to Jan. 4, 2023.
- The record for consecutive games with at least 13 rebounds is eight by Tree Rollins. He did it eight-straight games his senior season.

TYSON'S FIVE CONSECUTIVE DOUBLE-DOUBLES

- Clemson forward Hunter Tyson recorded five consecutive double-doubles, the longest streak of double-doubles by a Clemson player since Sharone Wright had five in a row from Feb. 17-March 3, 1993.
- Tyson will go for six in a row against Duke on Saturday. The last Tiger to record six straight double-doubles was Clemson Ring of Honor inductee Dale Davis during the 1990-91 season, his senior year.
- The Clemson record for consecutive double-doubles is nine by Tree Rollins. Rollins recorded a double-double in each of his last eight games in 1973-74, his freshman year, then had one in the first game of his sophomore year.
- Tyson is just the sixth Clemson player to have a streak of at least five consecutive double-doubles. It has been done a total of nine times. Rollins did it on three separate occasions, while Davis did it twice. The others to have a streak of at least five in a row are Wright, Horace Grant and Tom Mahaffey.
- Tyson has been in quite a run the last five games, all Clemson victories. For the five-game period he has shot 32-58 from the field (.551), 15-31 from three-point distance (.484), 22-27 from the line (.814), pulled in 63 rebounds (12.6 per game,) and scored 101 points (20.2 per game). Additionally, he has just two turnovers in his last 187 minutes over the five games.
- Just for the record, the ACC mark for consecutive

Head Coach Brad Brownell on Hunter Tyson (2021-22):

"He's playing like a senior, he's a mature guy, he understands what it takes, he wants to win, he wants to do well, he's been a tremendous kid to coach, he's developed through our program and does everything you ask. He wants to do so well; he wants to continue to lead. He's the leader of our team. He's leading every way possible, by example, by the way he approaches practice, the way he talks to our young guys. He's been a pleasure to coach this year."

» CAREER STATS

| | Field Goals | | | | | | 3-PT | | | | | | Rebounds | | | | | | | | | | | |
|---------|-------------|----|------|-----|-----|------|------|-----|------|-----|-----|------|----------|-----|-----|------|-----|----|----|----|-----|-----|------|------|
| Year | GP | GS | Min. | FG | FGA | Pct. | FG | FGA | Pct. | FT | FTA | Pct. | OR | DR | TOT | Avg. | PF | DQ | A | TO | Blk | Stl | Pts. | Avg. |
| 2018-19 | 31 | 0 | 258 | 16 | 63 | .254 | 11 | 47 | .234 | 6 | 9 | .667 | 6 | 26 | 32 | 1.0 | 18 | 0 | 12 | 6 | 8 | 2 | 49 | 1.6 |
| 2019-20 | 31 | 3 | 422 | 57 | 128 | .445 | 27 | 84 | .321 | 29 | 41 | .707 | 20 | 72 | 92 | 3.0 | 31 | 0 | 11 | 15 | 3 | 17 | 170 | 5.5 |
| 2020-21 | 19 | 12 | 320 | 47 | 101 | .465 | 22 | 51 | .431 | 27 | 35 | .771 | 12 | 67 | 79 | 4.2 | 28 | 0 | 6 | 17 | 6 | 9 | 143 | 7.5 |
| 2021-22 | 25 | 24 | 638 | 90 | 193 | .466 | 26 | 75 | .347 | 44 | 56 | .786 | 33 | 104 | 137 | 5.5 | 54 | 0 | 32 | 24 | 8 | 20 | 250 | 10.0 |
| 2022-23 | 18 | 18 | 626 | 91 | 189 | .481 | 38 | 89 | .427 | 62 | 74 | .838 | 28 | 149 | 177 | 9.8 | 30 | 0 | 29 | 18 | 1 | 17 | 282 | 15.7 |
| TOTAL | 124 | 57 | 2264 | 301 | 674 | .447 | 124 | 346 | .358 | 168 | 215 | .781 | 99 | 418 | 517 | 4.2 | 161 | 0 | 90 | 80 | 26 | 65 | 894 | 7.2 |

» TYSON NOTES

double-doubles is an incredible 40 by Billy Cunningham of North Carolina from 1962-64.

CLEMSON STREAK OF FIVE CONSECUTIVE DOUBLE-DOUBLES

| Player | Years | No. |
|----------------|---------|-----|
| Tree Rollins | 1973-75 | 9 |
| Tree Rollins | 1976-77 | 7 |
| Dale Davis | 1990-91 | 6 |
| Hunter Tyson | 2022-23 | 5 |
| Sharone Wright | 1992-93 | 5 |
| Dale Davis | 1989-90 | 5 |
| Horace Grant | 1986-87 | 5 |
| Tom Mahaffey | 1960-61 | 5 |

ACC PLAYER OF THE WEEK (JAN. 2).

- Hunter Tyson earned his first ACC Player of the Week honor on Jan. 2, 2023. He is a co-winner with Pittsburgh's Jamarius Burton.
- Tyson is the Tigers' first winner since Aamir Simms in 2020.

TYSON OFFENSIVE

- Hunter Tyson put on a show against NC State in a 78-64 Clemson victory.
- Tyson netted a career-high 31 points (26 in the second half) and grabbed a career-high 15 rebounds.
- It marked Tyson's seventh career double-double. Six have come this season.
- It was the most points by a Tiger since Tevin Mack scored 32 against Syracuse on Jan. 18, 2020.
- It was also tied for the second most points behind Mack's 32 that has been scored by a Tiger in any home ACC contest since 2002.
- Edward Scott scored 36 against Florida State on Feb. 23, 2002.
- Tyson is the 39th player in Clemson history to score at least 30 points in a game.
- He is just the sixth Tiger since 2014 to score 30 points in a game.

30-POINT GAMES UNDER BROWNELL

| Date | Name | Site-Opponent | Points |
|----------|-------------------|------------------|--------|
| 12-30-22 | Hunter Tyson | H-NC State | 31 |
| 1-18-20 | Tevin Mack | H-Syracuse | 32 |
| 2-23-19 | Marcquise Reed | H-Boston College | 31 |
| 1-16-19 | Marcquise Reed | H-Georgia Tech | 30 |
| 3-23-18 | Gabe DeVoe | N-Kansas | 31 |
| 3-1-16 | Jaron Blossomgame | H-Virginia | 31 |
| 2-20-16 | Jaron Blossomgame | A-NC State | 33 |
| 2-8-16 | Jaron Blossomgame | H-Notre Dame | 30 |
| 3-19-14 | K.J. McDaniels | H-Georgia State | 30 |
| 2-11-14 | K.J. McDaniels | A-Notre Dame | 30 |

TYSON'S CAREER DOUBLE-DOUBLES

- Hunter Tyson collected his 10th career double-double and ninth of the 2022-23 season against Louisville.
- Tyson totaled a career-best 31 points and career-high 15 rebounds in the 78-64 win over the Wolfpack.

HUNTER TYSON DOUBLE-DOUBLES

| Date | Opponent | Points | Rebounds |
|---------------|----------------|--------|----------|
| Jan. 11, 2023 | Louisville | 28 | 11 |
| Jan. 7, 2023 | Pittsburgh | 15 | 10 |
| Jan. 4, 2023 | Virginia Tech | 13 | 14 |
| Dec. 30, 2022 | NC State | 31 | 15 |
| Dec. 21, 2022 | Georgia Tech | 14 | 13 |
| Dec. 7, 2022 | Towson | 20 | 14 |
| Dec. 2, 2022 | Wake Forest | 15 | 10 |
| Nov. 18, 2022 | Bellarmine | 11 | 10 |
| Nov. 7, 2022 | The Citadel | 19 | 13 |
| Dec. 18, 2021 | South Carolina | 18 | 13 |

TYSON'S SECOND DOUBLE-DOUBLE

- Hunter Tyson totaled his second career double-double in the season opening win over The Citadel.
- Tyson finished with 19 points and a career-high-tying 13 rebounds.
- Tyson nearly gave the Tigers three 20-point scorers in the same game since 2006.

TYSON SUFFERS BROKEN CLAVICLE

- Hunter Tyson suffered a broken clavicle on Feb. 2, 2022 against Florida State.
- Tyson returned to play on March 2 against Georgia Tech.

100 CAREER GAMES

- Hunter Tyson played in his 100th career game on Saturday, Jan. 22 against Pitt.

DOUBLE-DOUBLE TYSON

- Hunter Tyson finished off his first career double-double against South Carolina (Dec. 18).
- Tyson finished with 18 points and a career-high 13 rebounds. Of his 13 rebounds, a career-best six came on the offensive glass.

TYSON CONSISTENT TO OPEN 21-22

- Hunter Tyson provided a steady array of production up and down the box score to help propel Clemson to a season-opening victory.
- The senior scored 14 points on seven shots, grabbed seven rebounds and added a steal.
- Tyson scored a season-high 20 points against Bryant in a 93-70 win. He finished 8-for-13 from the field.
- Tyson has posted 12 double-digit scoring games this season, while also collecting at least five rebounds in 14-of-20 games.

TYSON'S LAST SIX TO END 20-21 SEASON

- Over his last six contests, Hunter Tyson averaged 11.4 points and 6.6 rebounds.
- He was 23-for-44 (.523) from the floor and 11-for-20 (.550) from 3-point range.
- Tyson was 10-for-13 from the foul line during that stretch.

TYSON DRAWS THREE CHARGES

- Hunter Tyson drew three charges in a win over Pittsburgh (March 6, 2021).
- Three is one off of a Clemson record for a single game.
- Marc Campbell drew four against Georgia Tech in 1983-84.
- Both Bobby Conrad and Marvin Dickerson each drew four in the same game against North Carolina in 1978-79.

CAREER NIGHT ON THE GLASS

- Hunter Tyson came away with a then-career-high 10 rebounds in a win over Wake Forest (Feb. 24, 2021).
- Two of his rebounds came on the offensive glass.
- He narrowly missed on his first career double-double, finishing with nine points and 10 rebounds.

BIG GAME HUNTING

- Junior forward Hunter Tyson, a Monroe, N.C. native, scored all 16 of his points in the second half against North Carolina in a 63-50 convincing victory on Feb. 2, 2021.
- Tyson scored nine-straight points to end the game, including 11-of-the-last-13 for the Tigers.
- He finished 5-for-11 from the floor, 2-for-5 from three and a perfect 4-for-4 at the foul line. He grabbed four boards, while collecting two steals, one block and one assist.

HOT START TO 2020-21 SEASON

- Tyson got off to a great start to the season, shooting 54.2 percent from the floor, 46.7 percent from three and 70.0 percent at the line through the first five games of the season.
- Tyson is also rebounding better than any point from earlier in his career, averaging 3.6 boards per game.
- Averaging 14.9 minutes per game, Tyson has provided a much needed boost in the starting lineup and off the bench.
- After missing five games due to injury and another

three due to postponements, Tyson returned to the floor against Virginia.

- Tyson finished 3-for-5 from the floor, knocking in a triple, grabbing two rebounds and finishing with seven points in 18 minutes.

TYSON IS KEY OFF TIGER BENCH

- Tyson started to put together solid outings for Clemson off of the bench during the 2019-20 season.
- The Monroe, N.C. native made it back-to-back double-digit scoring games off the bench for Clemson with 10 points in a loss at Georgia Tech.
- Tyson now has six double-digit scoring games last season for the Tigers.
- Tyson provided his fifth double-digit scoring game off the bench for the Tigers in a rout at Boston College (Feb. 22, 2020).
- Tyson was perfect from the floor in all aspects, 4-for-4 from the floor, including 1-for-1 from distance and finished 2-for-2 from the foul line.
- In what was a historic consecutive game stretch for the Tigers, Tyson has provided a boost off the bench.
- Tyson scored seven points in the Tigers' 79-72 victory over No. 3 Duke (Jan. 14, 2020). He finished 2-for-3 from the floor and 2-for-3 from 3-point land.
- In a historic program victory over North Carolina, Tyson knocked down a clutch 3-pointer a mere 13 seconds after checking into the game at the 1:55 mark to help close the gap in the final moments of regulation.
- Tyson has now posted his fourth double-digit scoring game of his career and of the season off the bench.
- Tyson scored 11 points against Yale (Dec. 22, 2019) to collect his fourth double-digit scoring game of his career.
- He also swiped four steals on the night - a new career-high and tied for the second-most in a single game this season with roommate John Newman III.

20-PIECE TYSON

- In just his second career start, Hunter Tyson enjoyed a career-best performance.
- Tyson scored a career-high 21 points on a career-best nine made field goals to help fuel a Tiger victory over Wake Forest (Jan. 21, 2020).
- Tyson was 9-for-13 from the floor and 2-for-5 from distance in the contest, scoring many of his buckets in traffic around the rim, including an emphatic fastbreak two-handed dunk.
- The Monroe, N.C. native grabbed five rebounds, including two on the offensive glass.

TYSON'S 20-PIECE

- Hunter Tyson scored a career-high 20 points in an 87-65 victory over Detroit Mercy (Nov. 17, 2019).
- Tyson became the first Tiger to score 20 points off the bench since Marcquise Reed last season at South Carolina (Dec. 22, 2018).
- Tyson's damage came via the 3-point ball. He made a career-best five long balls on 10 attempts, while also connecting on a career-high seven made field goals.

10 BEN MIDDLEBROOKS

So. | Forward | 6-10.5 | 242
Fort Lauderdale, Fla. | Westminster Academy



» CAREER HIGHS

| | | | |
|--------------------|----|----------------------------|----------|
| Points | 10 | vs. NC State | 12/30/22 |
| Rebounds | 9 | at Boston College | 2/26/22 |
| Offensive Rebounds | 5 | vs. NC State | 12/30/22 |
| Assists | 2 | 3x, last vs. Georgia Tech | 3/2/22 |
| Blocks | 2 | vs. Georgia Tech | 3/2/22 |
| Steals | 2 | 3x, last vs. Virginia Tech | 1/4/23 |
| FG Made | 4 | at Boston College | 2/26/22 |
| 3FG Made | -- | -- | -- |
| FT Made | 4 | vs. NC State | 12/30/22 |
| Minutes | 27 | at Boston College | 2/26/22 |

» ABOUT BEN MIDDLEBROOKS

Born October 16, 2002
Hometown Fort Lauderdale, Fla.
High School Westminster Academy
Major Pre-Business
Fun Fact Sister Mackenzy played tennis at Clemson and graduated in 2021

» 2022-23 GAME-BY-GAME

| OPPONENT | FG | PCT. | 3FG | PCT. | FT | PCT. | OR-DR-TOT | PF | A | TO | BLK | STL | PTS | MIN |
|---------------------|-----|-------|-----|------|-----|-------|-----------|----|---|----|-----|-----|-----|-----|
| * The Citadel | 0-0 | .000 | 0-0 | .000 | 0-0 | .000 | 0-1-1 | 1 | 0 | 0 | 0 | 1 | 0 | 9 |
| * at South Carolina | 1-3 | .333 | 0-0 | .000 | 0-2 | .000 | 1-1-2 | 0 | 0 | 0 | 1 | 2 | 2 | 10 |
| * USC Upstate | 0-0 | .000 | 0-0 | .000 | 1-2 | .500 | 0-1-1 | 1 | 1 | 1 | 0 | 0 | 1 | 7 |
| * Bellarmine | 2-3 | .667 | 0-0 | .000 | 0-0 | .000 | 2-1-3 | 4 | 0 | 0 | 0 | 0 | 4 | 9 |
| * Loyola Maryland | 0-2 | .000 | 0-0 | .000 | 0-0 | .000 | 1-2-3 | 1 | 0 | 1 | 1 | 2 | 0 | 10 |
| * vs. [25] Iowa | 1-2 | .500 | 0-1 | .000 | 0-0 | .000 | 1-2-3 | 2 | 0 | 0 | 0 | 0 | 2 | 11 |
| * vs. California | 3-4 | .750 | 0-0 | .000 | 0-0 | .000 | 1-7-8 | 3 | 1 | 1 | 1 | 0 | 6 | 21 |
| Penn State | 3-5 | .600 | 0-1 | .000 | 2-3 | .667 | 1-0-1 | 0 | 0 | 2 | 0 | 0 | 8 | 10 |
| Wake Forest | 0-1 | .000 | 0-0 | .000 | 2-2 | 1.000 | 0-0-0 | 2 | 0 | 0 | 0 | 1 | 2 | 8 |
| Towson | 0-1 | .000 | 0-0 | .000 | 0-0 | .000 | 1-1-2 | 5 | 0 | 0 | 1 | 0 | 0 | 10 |
| vs. Loyola Chicago | 0-1 | .000 | 0-0 | .000 | 0-0 | .000 | 0-0-0 | 1 | 0 | 1 | 1 | 1 | 0 | 6 |
| vs. Richmond | 3-4 | .750 | 0-0 | .000 | 2-2 | 1.000 | 2-3-5 | 2 | 1 | 1 | 1 | 0 | 8 | 18 |
| at Georgia Tech | 1-1 | 1.000 | 0-0 | .000 | 0-0 | .000 | 0-1-1 | 3 | 0 | 1 | 0 | 0 | 2 | 7 |
| NC State | 3-8 | .375 | 0-3 | .000 | 4-4 | 1.000 | 5-2-7 | 3 | 1 | 1 | 0 | 1 | 10 | 17 |
| at Virginia Tech | 1-3 | .333 | 0-0 | .000 | 2-2 | 1.000 | 0-2-2 | 2 | 0 | 0 | 0 | 2 | 4 | 16 |
| at Pittsburgh | 2-3 | .667 | 0-0 | .000 | 2-3 | .667 | 1-2-3 | 1 | 1 | 1 | 0 | 0 | 6 | 10 |
| Louisville | 2-2 | 1.000 | 0-0 | .000 | 2-3 | .667 | 2-3-5 | 1 | 1 | 1 | 1 | 0 | 6 | 23 |
| [24] Duke | 2-4 | .500 | 0-0 | .000 | 3-3 | 1.000 | 3-2-5 | 5 | 0 | 0 | 1 | 0 | 7 | 12 |
| at Wake Forest | | | | | | | | | | | | | | |
| Virginia Tech | | | | | | | | | | | | | | |
| Georgia Tech | | | | | | | | | | | | | | |
| at Florida State | | | | | | | | | | | | | | |
| at Boston College | | | | | | | | | | | | | | |
| Miami (Fla.) | | | | | | | | | | | | | | |
| at North Carolina | | | | | | | | | | | | | | |
| Florida State | | | | | | | | | | | | | | |
| at Louisville | | | | | | | | | | | | | | |
| Syracuse | | | | | | | | | | | | | | |
| at NC State | | | | | | | | | | | | | | |
| at Virginia | | | | | | | | | | | | | | |
| Notre Dame | | | | | | | | | | | | | | |

* - Game Started; [] AP Ranking

» NOTES

MIDDLEBROOKS BREAKS OUT AT BC

- Ben Middlebrooks finished 4-for-6 from the field for a then career-high eight points. He also finished with a career-best nine rebounds.
- Of his nine rebounds, four came on the offensive glass.
- The game marked his second career start. His first start came against Wake Forest (Feb. 23).

BEFORE CLEMSON

- Middlebrooks is a 6-10, 232-pound frontcourt player who is rated as a four-star prospect, according to ESPN.
- As a senior at Westminster Academy, he averaged 20.5 points and 13.6 rebounds per game. During his junior year at Westminster Academy, he averaged 20.0 points and 13.0 rebounds per game.
- He was a member of Each 1 Teach 1 Elite basketball program and they reached the Elite Eight of the 2021 Nike EYBL Peach Jam. He finished second in rebounding during Peach Jam with 9.9 per game. He also tallied 7.7 points per contest.
- Middlebrooks chose Clemson over Florida, Auburn, Georgia, Ole Miss, Virginia Tech, Notre Dame and Dayton.

PERSONAL

- Middlebrooks' sister, Mackenzy, was a member of Clemson's women's tennis program and graduated in 2021.

"The Clemson Family certainly rings true with the Middlebrooks. I'm very happy that Ben chose to join his sister and become a Tiger," said Brownell. "Ben is a skilled, versatile big who moves very well for his size and rebounds the ball at a high level. He has a high motor and excels because of his skill level and high basketball IQ. His passion for Clemson was evident throughout the recruiting process and fans will see it in his play."

» CAREER STATS

| | Field Goals | | | | | | 3-PT | | | Rebounds | | | | | | | | | | | | | | |
|---------|-------------|----|------|----|-----|------|------|-----|------|----------|-----|------|----|----|-----|------|----|----|----|----|-----|-----|------|------|
| Year | GP | GS | Min. | FG | FGA | Pct. | FG | FGA | Pct. | FT | FTA | Pct. | OR | DR | TOT | Avg. | PF | DQ | A | TO | Blk | Stl | Pts. | Avg. |
| 2021-22 | 26 | 4 | 168 | 13 | 22 | .591 | 0 | 0 | .000 | 5 | 8 | .625 | 9 | 19 | 28 | 1.1 | 30 | 0 | 8 | 11 | 6 | 7 | 31 | 1.2 |
| 2022-23 | 18 | 7 | 216 | 24 | 47 | .511 | 0 | 5 | .000 | 20 | 26 | .769 | 21 | 31 | 52 | 2.9 | 37 | 2 | 6 | 11 | 8 | 10 | 68 | 3.8 |
| TOTAL | 44 | 11 | 385 | 37 | 69 | .536 | 0 | 5 | .000 | 25 | 34 | .735 | 30 | 50 | 80 | 1.8 | 67 | 2 | 14 | 22 | 14 | 17 | 99 | 2.3 |

11 BREVIN GALLOWAY

Gr. | Guard | 6-3 | 210

Anderson, S.C. | Seneca HS/Boston College



» CAREER HIGHS

| | | | |
|--------------------|----|--------------------------|----------|
| Points | 27 | vs. Marshall | 12/9/20 |
| Rebounds | 9 | vs. Presbyterian | 11/6/18 |
| Offensive Rebounds | 5 | vs. Presbyterian | 11/6/18 |
| Assists | 7 | at Georgia Tech | 3/5/22 |
| Blocks | 2 | vs. William & Mary | 2/6/20 |
| Steals | 6 | 2x, last vs. Drexel | 2/29/20 |
| FG Made | 10 | at Richmond | 12/14/19 |
| 3FG Made | 7 | vs. James Madison | 1/4/20 |
| FT Made | 7 | 2x, last vs. USC Upstate | 11/15/22 |
| Minutes | 47 | vs. Miami (Fla.) | 3/10/22 |

» ABOUT BREVIN GALLOWAY

Born December 13, 1997
Hometown Anderson, S.C.
High School Seneca HS
Major Pre-Business
Fun Fact Brother, Braden, played tight end for Head Coach Dabo Swinney at Clemson and won a National Championship in 2018.

» 2022-23 GAME-BY-GAME

| OPPONENT | FG | PCT. | 3FG | PCT. | FT | PCT. | OR-DR-TOT | PF | A | TO | BLK | STL | PTS | MIN |
|----------------------|------|------|-----|------|-----|-------|-----------|----|---|----|-----|-----|-----|-----|
| * The Citadel | 4-10 | .400 | 1-5 | .200 | 2-2 | 1.000 | 0-4-4 | 4 | 4 | 1 | 0 | 2 | 11 | 27 |
| * at South Carolina | 4-9 | .444 | 3-6 | .500 | 2-2 | 1.000 | 1-2-3 | 4 | 2 | 2 | 1 | 2 | 13 | 30 |
| * USC Upstate | 4-6 | .667 | 0-1 | .000 | 7-8 | .875 | 0-5-5 | 2 | 2 | 1 | 0 | 2 | 15 | 33 |
| * Bellarmine | 4-7 | .571 | 1-4 | .250 | 5-7 | .714 | 0-2-2 | 4 | 3 | 2 | 0 | 1 | 14 | 30 |
| * Loyola Maryland | 2-4 | .500 | 0-2 | .000 | 2-2 | 1.000 | 0-3-3 | 1 | 3 | 2 | 0 | 2 | 6 | 21 |
| * vs. [25] Iowa | 2-5 | .400 | 2-5 | .400 | 0-0 | .000 | 0-1-1 | 2 | 0 | 1 | 0 | 1 | 6 | 23 |
| * vs. California | 4-6 | .667 | 1-3 | .333 | 4-6 | .667 | 0-1-1 | 4 | 1 | 1 | 0 | 0 | 13 | 33 |
| * Penn State | 4-8 | .500 | 1-4 | .250 | 0-2 | .000 | 0-3-3 | 3 | 4 | 2 | 1 | 0 | 9 | 42 |
| * Wake Forest | 5-10 | .500 | 2-6 | .333 | 2-2 | 1.000 | 0-4-4 | 2 | 3 | 4 | 0 | 0 | 14 | 29 |
| * Towson | 0-2 | .000 | 0-1 | .000 | 0-0 | .000 | 0-4-4 | 0 | 2 | 2 | 0 | 0 | 0 | 25 |
| * vs. Loyola Chicago | 3-7 | .429 | 2-6 | .333 | 4-4 | 1.000 | 0-1-1 | 3 | 2 | 1 | 0 | 0 | 12 | 28 |
| vs. Richmond | 4-9 | .444 | 2-4 | .500 | 0-0 | .000 | 1-3-4 | 0 | 3 | 2 | 1 | 0 | 10 | 21 |
| * at Georgia Tech | 4-8 | .500 | 3-6 | .500 | 3-3 | 1.000 | 0-4-4 | 2 | 5 | 2 | 0 | 1 | 14 | 35 |
| * NC State | 0-4 | .000 | 0-3 | .000 | 2-2 | 1.000 | 0-2-2 | 2 | 1 | 0 | 0 | 1 | 2 | 25 |
| * at Virginia Tech | 4-9 | .444 | 2-4 | .500 | 1-1 | 1.000 | 0-2-2 | 2 | 3 | 2 | 1 | 0 | 11 | 35 |
| * at Pittsburgh | 4-11 | .364 | 3-7 | .429 | 1-2 | .500 | 0-1-1 | 4 | 2 | 2 | 1 | 1 | 12 | 30 |
| * Louisville | 3-8 | .375 | 2-6 | .333 | 2-2 | 1.000 | 0-1-1 | 4 | 1 | 2 | 1 | 3 | 10 | 25 |
| * [24] Duke | 7-14 | .500 | 2-6 | .333 | 1-1 | 1.000 | 1-3-4 | 3 | 2 | 1 | 0 | 0 | 17 | 34 |

at Wake Forest

Virginia Tech

Georgia Tech

at Florida State

at Boston College

Miami (Fla.)

at North Carolina

Florida State

at Louisville

Syracuse

at NC State

at Virginia

Notre Dame

* - Game Started; [] AP Ranking

» NOTES

SEASON-HIGH NIGHT

- Brevin Galloway poured in a season-high 17 points in a 72-64 win over Duke (Jan. 14).
- Galloway was 7-for-14 from the floor, including a pair of triples and an old fashioned 3-point play.
- He added two assists and four rebounds in the winning effort.

RARE AIR FOR GALLOWAY

- Brevin Galloway is one of just nine players in Division I men's basketball playing this year at 25 years or older.

PLAYERS IN DIVISION I THAT ARE 25 OR OLDER

| School | Name | Birthday |
|----------------|------------------|----------|
| Auburn | Zep Jasper | 6/2/97 |
| California | DeJuan Clayton | 5/18/97 |
| Clemson | Brevin Galloway | 12/13/97 |
| Drake | D.J. Wilkins | 10/13/97 |
| Drake | Roman Penn | 9/1/97 |
| Iowa | Filip Rebraca | 9/3/97 |
| Memphis | DeAndre Williams | 10/4/96 |
| Penn State | Michael Henn | 10/24/97 |
| Tarleton State | Rod Brown | 12/19/97 |

STRONG START FOR GALLOWAY

- Brevin Galloway has 11 games in double-figures this season and has started 15-of-16 for the Tigers.
- Galloway has been efficient, shooting 45.2 percent from the floor and 81.4 percent at the line. He is also 34.3 percent from three.

BEFORE CLEMSON

- Transferred to Boston College prior to the 2021-22 season and played 25 games, including five starts for the Eagles.
- Averaged 8.3 points, 1.5 rebounds and 1.4 assists per game for the Eagles. He averaged 24.8 minutes per contest.
- Netted double-figure points nine times last season, including a season-high 18 points twice against Georgia Tech (Jan. 12, 2022) and Clemson (Jan. 15, 2022).
- Averaged 15.0 points, 3.0 rebounds, and 2.8 assists per game for the College of Charleston Cougars in 2020-21 before suffering a season-ending injury in mid-December.
- Was a 2020-21 preseason All-CAA selection
- Poured in a career-best 27 points, knocking down six 3-pointers, against Marshall on Dec. 9, 2020.
- Led CofC with 15 points in the season opener against North Carolina on Nov. 25, 2020
- As a junior in 2019-20, he was Charleston's second-leading scorer, at 11.3 points per game.

» CAREER STATS

| | | | | Field Goals | | | 3-PT | | | | | | Rebounds | | | | | | | | | | | |
|----------|-----|----|------|-------------|-----|------|------|-----|------|-----|-----|------|----------|-----|-----|------|-----|----|-----|-----|-----|-----|------|------|
| Year | GP | GS | Min. | FG | FGA | Pct. | FG | FGA | Pct. | FT | FTA | Pct. | OR | DR | TOT | Avg. | PF | DQ | A | TO | Blk | Stl | Pts. | Avg. |
| 2017-18* | 7 | 0 | 30 | 1 | 6 | .167 | 1 | 6 | .167 | 0 | 0 | .000 | 0 | 6 | 6 | 0.9 | 3 | 0 | 1 | 0 | 0 | 0 | 3 | 0.4 |
| 2018-19* | 33 | 32 | 833 | 99 | 225 | .440 | 51 | 145 | .352 | 11 | 20 | .550 | 22 | 57 | 79 | 2.4 | 23 | 0 | 79 | 23 | 2 | 40 | 260 | 7.9 |
| 2019-20* | 31 | 30 | 924 | 123 | 296 | .416 | 74 | 204 | .363 | 31 | 48 | .646 | 18 | 64 | 82 | 2.6 | 69 | 1 | 55 | 36 | 9 | 69 | 351 | 11.3 |
| 2020-21* | 4 | 4 | 95 | 20 | 49 | .408 | 13 | 31 | .419 | 7 | 10 | .700 | 1 | 11 | 12 | 3.0 | 7 | 0 | 11 | 7 | 2 | 6 | 60 | 15.0 |
| 2021-22^ | 25 | 5 | 621 | 72 | 234 | .308 | 44 | 172 | .256 | 20 | 26 | .769 | 2 | 35 | 37 | 1.5 | 33 | 1 | 36 | 31 | 4 | 28 | 208 | 8.3 |
| 2022-23 | 18 | 17 | 529 | 62 | 137 | .453 | 27 | 79 | .342 | 38 | 46 | .826 | 3 | 46 | 49 | 2.7 | 46 | 0 | 43 | 30 | 6 | 16 | 189 | 10.5 |
| TOTAL | 118 | 88 | 3032 | 377 | 947 | .398 | 210 | 637 | .330 | 107 | 150 | .713 | 46 | 219 | 265 | 2.2 | 201 | 2 | 177 | 127 | 24 | 159 | 1071 | 9.1 |

* - at College of Charleston; ^ - at Boston College

» GALLOWAY NOTES

- Led the Cougars in steals (69) and earned a spot on the CAA's All-Defensive Team.
- Started 30 of 31 games and reached double-digits in the scoring column on 19 occasions.
- Posted an effective FG% of 55.0 and a true shooting percentage of 56.0, ranking among the best in the CAA.
- Since the 2018-19 season (68 games), he has scored in double figures 36 times, including four games with 20 or more points
- Has registered a 1.48:1 career assist/turnover ratio (97:66) and a 1.74 steal/turnover mark (115:66) – which ranks first among all active players nationally.
- His 4.5 steal percentage mark during the 2019-20 season ranked 14th nationally, per KenPom.com.
- Has made 139 career 3-pointers and is connecting from long-range at a 36.0% clip in his college career.

PERSONAL

- Brother, Braden, played tight end for Head Coach Dabo Swinney at Clemson and won a National Championship at Clemson in 2018.

12 ALEX HEMENWAY

Sr. | Guard | 6-4 | 195
Newburgh, Ind. | Castle



» CAREER HIGH

| | | | |
|----------|----|----------------------------|----------|
| Points | 18 | vs. USC Upstate | 11/15/22 |
| Rebounds | 6 | vs. California | 11/26/22 |
| Assists | 3 | vs. Penn State | 11/29/22 |
| Steals | 2 | vs. Drake | 12/11/21 |
| Blocks | 1 | 2x, last at South Carolina | 11/11/22 |
| FG Made | 7 | vs. USC Upstate | 11/15/22 |
| 3FG Made | 5 | at Wake Forest | 2/24/21 |
| FT Made | 5 | at Georgia Tech | 2/5/22 |
| Minutes | 41 | vs. Penn State | 11/29/22 |

» ABOUT ALEX HEMENWAY

Born June 17, 2001
Hometown Newburgh, Ind.
High School Castle
Major Sports Communications
Fun Fact His dad played high school soccer with Head Coach Brad Brownell

» 2022-23 GAME-BY-GAME

| OPPONENT | FG | PCT. | 3FG | PCT. | FT | PCT. | OR-DR-TOT | PF | A | TO | BLK | STL | PTS | MIN |
|----------------------|-----|-------|-----|-------|-----|-------|-----------|----|---|----|-----|-----|-----|-----|
| * The Citadel | 3-9 | .333 | 1-6 | .167 | 0-0 | .000 | 0-3-3 | 2 | 1 | 2 | 0 | 1 | 7 | 35 |
| * at South Carolina | 1-2 | .500 | 1-1 | 1.000 | 0-0 | .000 | 0-3-3 | 2 | 2 | 2 | 1 | 0 | 3 | 32 |
| * USC Upstate | 7-9 | .778 | 4-6 | .667 | 0-0 | .000 | 0-1-1 | 3 | 2 | 0 | 0 | 1 | 18 | 26 |
| * Bellarmine | 3-9 | .333 | 3-9 | .333 | 0-0 | .000 | 0-0-0 | 4 | 0 | 1 | 0 | 0 | 9 | 34 |
| * Loyola Maryland | 5-5 | 1.000 | 3-3 | 1.000 | 0-0 | .000 | 1-3-4 | 1 | 2 | 0 | 0 | 1 | 13 | 28 |
| * vs. [25] Iowa | 2-8 | .250 | 1-5 | .200 | 2-3 | .667 | 0-2-2 | 4 | 2 | 1 | 0 | 1 | 7 | 31 |
| * vs. California | 1-2 | .500 | 1-2 | .500 | 4-4 | 1.000 | 1-5-6 | 2 | 2 | 0 | 0 | 0 | 7 | 34 |
| * Penn State | 5-8 | .625 | 4-6 | .667 | 1-2 | .500 | 0-4-4 | 3 | 3 | 1 | 0 | 0 | 15 | 41 |
| * Wake Forest | 4-6 | .667 | 4-6 | .667 | 0-0 | .000 | 0-1-1 | 2 | 2 | 1 | 0 | 0 | 12 | 32 |
| * Towson | 4-6 | .667 | 3-4 | .750 | 4-5 | .800 | 0-2-2 | 2 | 1 | 1 | 0 | 0 | 15 | 40 |
| * vs. Loyola Chicago | 1-3 | .333 | 0-2 | .000 | 1-2 | .500 | 1-3-4 | 3 | 0 | 0 | 0 | 1 | 3 | 34 |
| * vs. Richmond | 3-5 | .600 | 2-4 | .500 | 0-0 | .000 | 0-0-0 | 0 | 1 | 0 | 0 | 0 | 8 | 19 |
| at Georgia Tech | DNP | | | | | | | | | | | | | |
| NC State | DNP | | | | | | | | | | | | | |
| at Virginia Tech | DNP | | | | | | | | | | | | | |
| at Pittsburgh | DNP | | | | | | | | | | | | | |
| Louisville | DNP | | | | | | | | | | | | | |
| [24] Duke | DNP | | | | | | | | | | | | | |
| at Wake Forest | | | | | | | | | | | | | | |
| Virginia Tech | | | | | | | | | | | | | | |
| Georgia Tech | | | | | | | | | | | | | | |
| at Florida State | | | | | | | | | | | | | | |
| at Boston College | | | | | | | | | | | | | | |
| Miami (Fla.) | | | | | | | | | | | | | | |
| at North Carolina | | | | | | | | | | | | | | |
| Florida State | | | | | | | | | | | | | | |
| at Louisville | | | | | | | | | | | | | | |
| Syracuse | | | | | | | | | | | | | | |
| at NC State | | | | | | | | | | | | | | |
| at Virginia | | | | | | | | | | | | | | |
| Notre Dame | | | | | | | | | | | | | | |

* - Game Started; [] AP Ranking

» NOTES

CAREER NIGHT FOR HEMENWAY

- Alex Hemenway scored a career-high 18 points on 7-of-9 shooting from the field in a 81-70 win over USC Upstate (Nov. 15).
- The points and field goals made were career highs for Hemenway, while he knocked down four of his six 3-point attempts.

HEMENWAY STAYS HOT VS. MIAMI (OHIO)

- Alex Hemenway scored a then-career-high-tying 17 points off the bench against Miami (Ohio) (Dec. 14, 2021).
- Hemenway was a perfect 3-for-3 from beyond the arc, including a four-point play. The first for the Tigers since Shelton Mitchell in 2019.
- Hemenway was 22-for-46 in 10 games (Dec. 11 to Jan. 25), including 18-for-38 from three and 8-for-11 at the free throw line.

CLEMSON 4-POINT PLAYS

- Alex Hemenway successfully completed a four-point play against Miami (Ohio) (Dec. 14, 2021).
- Hemenway came around a screen and knocked down a triple with contact at the 8:32 mark and made the subsequent free throw.
- It was Clemson's first four-point play since Shelton Mitchell completed one on Feb. 20, 2019 against Florida State. Mitchell did it in the first half at the 6:45 mark.
- Hemenway did have a massive four-point play prior to his freshman season at the 2019 World University Games.
- In the United States' first game of pool play against Finland with the score knotted at 63-all and 44 seconds remaining, Hemenway knocked down a deep 3-pointer while being fouled and completed the play. It capped an 10-0 scoring run (trailed 57-63).
- It gave the United States a 67-63 advantage and it would eventually win 69-65 en route to a gold medal.

HEMENWAY DROPS FOUR TRIPLES VS. DRAKE

- Alex Hemenway scored 12 points on 4-for-6 shooting, all from beyond the arc against Drake (Dec. 11, 2021).
- Hemenway's four threes were a season-high and his 26 minutes played was a career-best. He also added three rebounds, two assists and career-high two steals.

HEMENWAY BREAKS OUT OFFENSIVELY

- Alex Hemenway scored a career-high 17 points in a 60-39 win over Wake Forest (Feb. 24, 2021).
- Hemenway scored the career-high in points off a

» CAREER STATS

| Year | Field Goals | | | | 3-PT | | | | Rebounds | | | | | | | | | | | |
|--------------|-------------|-----------|-------------|------------|------------|-------------|------------|------------|-------------|-----------|-----------|-------------|-----------|------------|------------|------------|------------|----------|-----------|-----------|
| | GP | GS | Min. | FG | FGA | Pct. | FG | FGA | Pct. | FT | FTA | Pct. | OR | DR | TOT | Avg. | PF | DQ | A | TO |
| 2019-20 | 15 | 0 | 183 | 25 | 50 | .500 | 20 | 42 | .476 | 2 | 2 | 1.000 | 3 | 10 | 13 | 0.9 | 12 | 0 | 6 | 6 |
| 2020-21 | 24 | 11 | 376 | 36 | 86 | .419 | 24 | 62 | .387 | 16 | 18 | .889 | 0 | 31 | 31 | 1.3 | 33 | 0 | 14 | 19 |
| 2021-22 | 31 | 2 | 454 | 50 | 121 | .413 | 39 | 96 | .406 | 22 | 31 | .710 | 6 | 35 | 41 | 1.3 | 40 | 0 | 10 | 10 |
| 2022-23 | 12 | 12 | 388 | 39 | 72 | .542 | 27 | 54 | .500 | 12 | 16 | .750 | 3 | 27 | 30 | 2.5 | 28 | 0 | 18 | 9 |
| TOTAL | 82 | 25 | 1401 | 150 | 329 | .456 | 110 | 254 | .433 | 52 | 67 | .776 | 12 | 103 | 115 | 1.4 | 113 | 0 | 48 | 44 |

career-best six made field goals and five made 3-pointers.

FIRST CAREER START ON SOUTH BEACH

- Alex Hemenway earned his first career start against Miami (Jan. 2, 2021).
- Hemenway finished 3-for-6 from the field, including 2-of-4 from downtown in the contest, while playing 16 minutes.
- The Indiana sharpshooter also tallied his first career block, preventing a layup.

THREE-POINT ASSASSIN

- After overcoming a severe high ankle sprain during his freshman season, Alex Hemenway became the most dangerous long range shooter for Clemson.
- Hemenway is 110-for-254 in his career (.433) from 3-point range, which currently places him fifth all-time in Clemson history. There is obviously much more basketball ahead, but important to recognize his ability and contribution from behind the arc to this point.

THREE-POINT FIELD GOAL PERCENTAGE LEADERS IN CLEMSON HISTORY (Min. 50 Attempts)

| Rk | Name | Yrs | Years | FGM | FGA | Pct. |
|-----|------------------|-----|------------|-----|-----|------|
| 1. | Michael Tait | 2 | 1985-87 | 70 | 136 | .515 |
| 2. | Marc Campbell | 4 | 1980-84 | 37 | 73 | .507 |
| 3. | Anthony Jenkins | 4 | 1982-87 | 91 | 199 | .457 |
| 4. | Michael Brown | 1 | 1986-87 | 34 | 76 | .447 |
| 5. | Alex Hemenway | 3 | 2019-Pres. | 110 | 254 | .433 |
| 6. | Chris Whitney | 2 | 1991-93 | 167 | 404 | .413 |
| 7. | Terrence Oglesby | 2 | 2007-09 | 177 | 448 | .395 |
| 8. | Avry Holmes | 2 | 2015-17 | 119 | 306 | .389 |
| 9. | Bruce Martin | 4 | 1991-95 | 129 | 336 | .384 |
| 10. | K.C. Rivers | 4 | 2005-09 | 281 | 729 | .385 |

HEMENWAY'S CAREER NIGHT IN 2020

- Hemenway played a career-high 19 minutes off the Tiger bench against Notre Dame (Feb. 9, 2020) and provided a much needed offensive spark.
- Hemenway scored a career-high 16 points on 5-of-8 made field goals. The five made field goals were a career-best.
- Of those five made field goals, four were from 3-point land - another career-best.

BEFORE CLEMSON

- Came to Clemson as a three-star prospect.
- Ranked No. 10 in the state of Indiana
- Averaged 21.0 points, 5.0 rebounds and 4.0 assists per game as a junior last season at Castle High School
- Chose Clemson over Nebraska, Creighton, DePaul and Belmont

HIGH SCHOOL ACCOLADES

- Indiana Jr. All-Star – May 2018
- Castle Basketball 1,000 Point Club – February 2018
- SIAC All-Conference First Team – 2017-18
- IBCA Supreme 15 – 2017-18
- SIAC All-Conference First Team – 2016-17
- IBCA Supreme 15 – 2016-17

13 CHAUNCEY GIBSON

Fr. | Guard | 6-5 | 188
Dallas, Texas | Kimball



» CAREER HIGHS

| |
|--------------------|
| Points |
| Rebounds |
| Offensive Rebounds |
| Assists |
| Steals |
| Blocks |
| FG Made |
| 3FG Made |
| FT Made |
| Minutes |

» ABOUT CHAUNCEY GIBSON

Born July 20, 2004
Hometown Dallas, Texas
High School Kimball High School
Major Parks, Recreation, Tourism Management
Fun Fact Just the second player in program history to join the program from the state of Texas (Elijah Thomas).

» 2022-23 GAME-BY-GAME

| OPPONENT | FG | PCT. | 3FG | PCT. | FT | PCT. | OR-DR-TOT | PF | A | TO | BLK | STL | PTS | MIN |
|--------------------|-----|------|-----|------|----|------|-----------|----|---|----|-----|-----|-----|-----|
| The Citadel | DNP | | | | | | | | | | | | | |
| at South Carolina | DNP | | | | | | | | | | | | | |
| USC Upstate | DNP | | | | | | | | | | | | | |
| Bellarmine | DNP | | | | | | | | | | | | | |
| Loyola Maryland | DNP | | | | | | | | | | | | | |
| vs. [25] Iowa | DNP | | | | | | | | | | | | | |
| vs. California | DNP | | | | | | | | | | | | | |
| Penn State | DNP | | | | | | | | | | | | | |
| Wake Forest | DNP | | | | | | | | | | | | | |
| Towson | DNP | | | | | | | | | | | | | |
| vs. Loyola Chicago | DNP | | | | | | | | | | | | | |
| vs. Richmond | DNP | | | | | | | | | | | | | |
| at Georgia Tech | DNP | | | | | | | | | | | | | |
| NC State | DNP | | | | | | | | | | | | | |
| at Virginia Tech | DNP | | | | | | | | | | | | | |
| at Pittsburgh | DNP | | | | | | | | | | | | | |
| Louisville | DNP | | | | | | | | | | | | | |
| [24] Duke | DNP | | | | | | | | | | | | | |
| at Wake Forest | | | | | | | | | | | | | | |
| Virginia Tech | | | | | | | | | | | | | | |
| Georgia Tech | | | | | | | | | | | | | | |
| at Florida State | | | | | | | | | | | | | | |
| at Boston College | | | | | | | | | | | | | | |
| Miami (Fla.) | | | | | | | | | | | | | | |
| at North Carolina | | | | | | | | | | | | | | |
| Florida State | | | | | | | | | | | | | | |
| at Louisville | | | | | | | | | | | | | | |
| Syracuse | | | | | | | | | | | | | | |
| at NC State | | | | | | | | | | | | | | |
| at Virginia | | | | | | | | | | | | | | |
| Notre Dame | | | | | | | | | | | | | | |

* - Game Started; [] AP Ranking

» NOTES

REDSHIRTING 2022-23 SEASON

- It was officially announced on Nov. 2, 2022 that Chauncey Gibson would redshirt the 2022-23 season.
- Gibson will be a crucial addition to the Clemson scout team this season as he develops on the court and in the weight room.

BEFORE CLEMSON

- Gibson is a 6-5, 190-pound combo guard from Dallas, Texas and is rated as a three-star prospect by 247Sports and Rivals.
- Gibson averaged 17.6 points, 7.0 rebounds and 5.0 assists per game last season for Kimball High School.
- Gibson is listed as the No. 23 player in the state of Texas by Blue Zurtuche and Texas Basketball Review.
- He chose Clemson over SMU, Old Dominion and Texas Tech.

"Chauncey gives us the element of a bigger guard who has a good feel for the game," said Brownell. "He shoots the ball well with deep range and we're excited to add his all-around game to our backcourt."

» CAREER STATS

| Year | GP | GS | Min. | Field Goals | | | 3-PT | | | FT | FTA | Pct. | Rebounds | | | | PF | DQ | A | TO | Blk | Stl | Pts. | Avg. |
|---------|----|----|------|-------------|-----|------|------|-----|------|----|-----|------|----------|----|-----|------|----|----|---|----|-----|-----|------|------|
| | | | | FG | FGA | Pct. | FG | FGA | Pct. | | | | OR | DR | TOT | Avg. | | | | | | | | |
| 2022-23 | | | | | | | | | | | | | | | | | | | | | | | | |
| TOTAL | | | | | | | | | | | | | | | | | | | | | | | | |

14 DEVIN FOSTER

Sr. | Forward | 6-2 | 182
Canton, Mass. | Canton



» CAREER HIGHS

| | | | |
|----------|----|------------------------------|----------|
| Points | -- | -- | -- |
| Rebounds | 1 | 2x, last vs. Loyola Maryland | 11/21/22 |
| Assists | -- | -- | -- |
| Steals | -- | -- | -- |
| FG Made | -- | -- | -- |
| 3FG Made | -- | -- | -- |
| FT Made | -- | -- | -- |
| Minutes | 2 | vs. Charleston Southern | 11/26/21 |

» ABOUT DEVIN FOSTER

Born April 7, 2001
Hometown Canton, Mass.
High School Canton
Major Financial Management
Fun Fact Just the fifth Clemson manager to be elevated to the active roster in school history.

» 2022-23 GAME-BY-GAME

| OPPONENT | FG | PCT. | 3FG | PCT. | FT | PCT. | OR-DR-TOT | PF | A | TO | BLK | STL | PTS | MIN |
|--------------------|-----|------|-----|------|-----|------|-----------|----|---|----|-----|-----|-----|-----|
| The Citadel | DNP | | | | | | | | | | | | | |
| at South Carolina | DNP | | | | | | | | | | | | | |
| USC Upstate | DNP | | | | | | | | | | | | | |
| Bellarmine | DNP | | | | | | | | | | | | | |
| Loyola Maryland | 0-0 | .000 | 0-0 | .000 | 0-0 | .000 | 0-1-1 | 0 | 0 | 0 | 0 | 0 | 0 | 1 |
| vs. [25] Iowa | DNP | | | | | | | | | | | | | |
| vs. California | DNP | | | | | | | | | | | | | |
| Penn State | DNP | | | | | | | | | | | | | |
| Wake Forest | DNP | | | | | | | | | | | | | |
| Towson | DNP | | | | | | | | | | | | | |
| vs. Loyola Chicago | DNP | | | | | | | | | | | | | |
| vs. Richmond | 0-1 | .000 | 0-1 | .000 | 0-0 | .000 | 0-0-0 | 0 | 0 | 0 | 0 | 0 | 0 | 1 |
| at Georgia Tech | DNP | | | | | | | | | | | | | |
| NC State | DNP | | | | | | | | | | | | | |
| at Virginia Tech | DNP | | | | | | | | | | | | | |
| at Pittsburgh | DNP | | | | | | | | | | | | | |
| Louisville | DNP | | | | | | | | | | | | | |
| [24] Duke | DNP | | | | | | | | | | | | | |
| at Wake Forest | | | | | | | | | | | | | | |
| Virginia Tech | | | | | | | | | | | | | | |
| Georgia Tech | | | | | | | | | | | | | | |
| at Florida State | | | | | | | | | | | | | | |
| at Boston College | | | | | | | | | | | | | | |
| Miami (Fla.) | | | | | | | | | | | | | | |
| at North Carolina | | | | | | | | | | | | | | |
| Florida State | | | | | | | | | | | | | | |
| at Louisville | | | | | | | | | | | | | | |
| Syracuse | | | | | | | | | | | | | | |
| at NC State | | | | | | | | | | | | | | |
| at Virginia | | | | | | | | | | | | | | |
| Notre Dame | | | | | | | | | | | | | | |

* - Game Started; [] AP Ranking

» NOTES

FROM MANAGER TO PLAYER

- Clemson basketball student manager Devin Foster was elevated to the active roster during the 2021 offseason with fellow teammate Jack Nauseef.
- This isn't something unfamiliar to head coach Brad Brownell, who, in 2019, elevated a then-manager Wells Hoag (2019-21) to the active roster.
- He also elevated Riley McGillan in 2014. McGillan played 20 games through his Tiger career, scoring 11 points.
- McGillan later served as a graduate assistant in Clemson's program and is now the director of operations at Longwood University for men's basketball.
- Prior to Hoag and McGillan, the last managers to play in a game were Dennis Hopf (1988-89) and Edward Bynum (1984-85).
- The most points scored by a walk-on in a career is 33 by Jeff Holstein (1985-87) in 34 career games. He also recorded 32 rebounds.

PROMOTED MANAGERS CAREER STATS

| Name | Years | GP | FG | 3FG | FT | Reb | Pts |
|----------------|------------|----|------|------|------|-----|-----|
| Dan Nauseef | 2021-pres. | 4 | 1-2 | 0-0 | 0-0 | 2 | 2 |
| Jack Nauseef | 2021-pres. | 7 | 0-4 | 0-3 | 0-0 | 0 | 0 |
| Devin Foster | 2021-pres. | 8 | 0-1 | 0-1 | 0-0 | 2 | 0 |
| Wells Hoag | 2019-21 | 10 | 2-7 | 1-4 | 0-0 | 2 | 5 |
| Riley McGillan | 2014-17 | 20 | 4-14 | 2-12 | 1-2 | 2 | 11 |
| Dennis Hopf | 1988-89 | 1 | 0-1 | 0-0 | 0-0 | 0 | 0 |
| Edward Bynum | 1984-85 | 9 | 3-7 | 0-0 | 4-12 | 9 | 10 |

BEFORE CLEMSON

- 2019 Mr. Basketball in Massachusetts
- All-time leading scorer at Canton High School (1,306 points)
- Averaged 21.0 points per game in high school
- Hockomock League MVP

» CAREER STATS

| Year | Field Goals | | | | 3-PT | | | | Rebounds | | | | | | | | | | | |
|--------------|-------------|----------|-----------|----------|----------|-------------|----------|----------|-------------|----------|----------|-------------|----------|----------|----------|------------|----------|----------|----------|----------|
| | GP | GS | Min. | FG | FGA | Pct. | FG | FGA | Pct. | FT | FTA | Pct. | OR | DR | TOT | Avg. | PF | DQ | A | TO |
| 2021-22 | 6 | 0 | 8 | 0 | 1 | .000 | 0 | 1 | .000 | 0 | 0 | .000 | 0 | 1 | 1 | 0.2 | 0 | 0 | 0 | 2 |
| 2022-23 | 2 | 0 | 3 | 0 | 1 | .000 | 0 | 1 | .000 | 0 | 0 | .000 | 0 | 1 | 1 | 0.5 | 0 | 0 | 0 | 0 |
| TOTAL | 8 | 0 | 10 | 0 | 2 | .000 | 0 | 2 | .000 | 0 | 0 | .000 | 0 | 2 | 2 | 0.3 | 0 | 0 | 0 | 2 |

15 JACK NAUSEEF

Sr. | Guard | 6-1 | 163

Dayton, Ohio | Chaminade Julianne Catholic



» CAREER HIGHS

| | | | |
|----------|----|-------------------------|----------|
| Points | -- | -- | -- |
| Rebounds | 1 | vs. Richmond | 12/17/22 |
| Assists | 1 | vs. Richmond | 12/17/22 |
| Steals | -- | -- | -- |
| FG Made | -- | -- | -- |
| 3FG Made | -- | -- | -- |
| FT Made | -- | -- | -- |
| Minutes | 2 | vs. Charleston Southern | 11/26/21 |

» ABOUT JACK NAUSEEF

Born May 24, 2000
Hometown Dayton, Ohio
High School Chaminade Julianne Catholic
Major Pre-Business
Fun Fact Just the sixth Clemson manager to be elevated to the active roster in school history; brother Daniel is also a walk on.

» 2022-23 GAME-BY-GAME

| OPPONENT | FG | PCT. | 3FG | PCT. | FT | PCT. | OR-DR-TOT | PF | A | TO | BLK | STL | PTS | MIN |
|--------------------|-----|------|-----|------|-----|------|-----------|----|---|----|-----|-----|-----|-----|
| The Citadel | DNP | | | | | | | | | | | | | |
| at South Carolina | DNP | | | | | | | | | | | | | |
| USC Upstate | DNP | | | | | | | | | | | | | |
| Bellarmine | DNP | | | | | | | | | | | | | |
| Loyola Maryland | 0-1 | .000 | 0-1 | .000 | 0-0 | .000 | 0-0-0 | 0 | 0 | 0 | 0 | 0 | 0 | 1 |
| vs. [25] Iowa | DNP | | | | | | | | | | | | | |
| vs. California | DNP | | | | | | | | | | | | | |
| Penn State | DNP | | | | | | | | | | | | | |
| Wake Forest | DNP | | | | | | | | | | | | | |
| Towson | DNP | | | | | | | | | | | | | |
| vs. Loyola Chicago | DNP | | | | | | | | | | | | | |
| vs. Richmond | 0-0 | .000 | 0-0 | .000 | 0-0 | .000 | 0-1-1 | 0 | 1 | 0 | 0 | 0 | 0 | 1 |
| at Georgia Tech | DNP | | | | | | | | | | | | | |
| NC State | DNP | | | | | | | | | | | | | |
| at Virginia Tech | DNP | | | | | | | | | | | | | |
| at Pittsburgh | DNP | | | | | | | | | | | | | |
| Louisville | DNP | | | | | | | | | | | | | |
| [24] Duke | DNP | | | | | | | | | | | | | |
| at Wake Forest | | | | | | | | | | | | | | |
| Virginia Tech | | | | | | | | | | | | | | |
| Georgia Tech | | | | | | | | | | | | | | |
| at Florida State | | | | | | | | | | | | | | |
| at Boston College | | | | | | | | | | | | | | |
| Miami (Fla.) | | | | | | | | | | | | | | |
| at North Carolina | | | | | | | | | | | | | | |
| Florida State | | | | | | | | | | | | | | |
| at Louisville | | | | | | | | | | | | | | |
| Syracuse | | | | | | | | | | | | | | |
| at NC State | | | | | | | | | | | | | | |
| at Virginia | | | | | | | | | | | | | | |
| Notre Dame | | | | | | | | | | | | | | |

* - Game Started; [] AP Ranking

» NOTES

FROM MANAGER TO PLAYER

- Clemson basketball student manager Jack Nauseef was elevated to the active roster during the 2021 offseason with fellow teammate Devin Foster.
- This isn't something unfamiliar to head coach Brad Brownell, who, in 2019, elevated a then-manager Wells Hoag (2019-21) to the active roster.
- He also elevated Riley McGillan in 2014. McGillan played 20 games through his Tiger career, scoring 11 points.
- McGillan later served as a graduate assistant in Clemson's program and is now the director of operations at Longwood University for men's basketball.
- Prior to Hoag and McGillan, the last managers to play in a game were Dennis Hopf (1988-89) and Edward Bynum (1984-85).
- The most points scored by a walk-on in a career is 33 by Jeff Holstein (1985-87) in 34 career games. He also recorded 32 rebounds.

PROMOTED MANAGERS CAREER STATS

| Name | Years | GP | FG | 3FG | FT | Reb | Pts |
|----------------|------------|----|------|------|------|-----|-----|
| Dan Nauseef | 2021-pres. | 4 | 1-2 | 0-0 | 0-0 | 2 | 2 |
| Jack Nauseef | 2021-pres. | 7 | 0-4 | 0-3 | 0-0 | 1 | 0 |
| Devin Foster | 2021-pres. | 8 | 0-1 | 0-1 | 0-0 | 2 | 0 |
| Wells Hoag | 2019-21 | 10 | 2-7 | 1-4 | 0-0 | 2 | 5 |
| Riley McGillan | 2014-17 | 20 | 4-14 | 2-12 | 1-2 | 2 | 11 |
| Dennis Hopf | 1988-89 | 1 | 0-1 | 0-0 | 0-0 | 0 | 0 |
| Edward Bynum | 1984-85 | 9 | 3-7 | 0-0 | 4-12 | 9 | 10 |

BEFORE CLEMSON

- Served as a team captain.
- Two-year varsity starter.
- Two-time All-Conference in the Greater Catholic League (GCL).
- All-District Team.

» CAREER STATS

| Year | Field Goals | | | | 3-PT | | | | Rebounds | | | | | | | | | | | |
|--------------|-------------|----------|----------|----------|----------|-------------|----------|----------|-------------|----------|----------|-------------|----------|----------|----------|------------|----------|----------|----------|----------|
| | GP | GS | Min. | FG | FGA | Pct. | FG | FGA | Pct. | FT | FTA | Pct. | OR | DR | TOT | Avg. | PF | DQ | A | TO |
| 2021-22 | 5 | 0 | 6 | 0 | 3 | .000 | 0 | 2 | .000 | 0 | 0 | .000 | 0 | 0 | 0 | 0.0 | 1 | 0 | 0 | 0 |
| 2022-23 | 2 | 0 | 3 | 0 | 1 | .000 | 0 | 1 | .000 | 0 | 0 | .000 | 0 | 1 | 1 | 0.5 | 0 | 0 | 1 | 0 |
| TOTAL | 7 | 0 | 9 | 0 | 4 | .000 | 0 | 3 | .000 | 0 | 0 | .000 | 0 | 1 | 1 | 0.1 | 1 | 0 | 1 | 0 |

20 MATT KELLY

So. | Guard | 6-1 | 172
Charleston, S.C. | Porter-Gaud



» CAREER HIGHS

| | | | |
|--------------------|---|---------------------|----------|
| Points | | | |
| Rebounds | 1 | vs. Richmond | 12/17/22 |
| Offensive Rebounds | | | |
| Assists | 1 | vs. Richmond | 12/17/22 |
| Steals | | | |
| Blocks | | | |
| FG Made | | | |
| 3FG Made | | | |
| FT Made | | | |
| Minutes | 1 | vs. Loyola Maryland | 11/21/22 |

» ABOUT MATT KELLY

Born August 1, 2002
Hometown Charleston, S.C.
High School Porter-Gaud High School
Major History

» 2022-23 GAME-BY-GAME

| OPPONENT | FG | PCT. | 3FG | PCT. | FT | PCT. | OR-DR-TOT | PF | A | TO | BLK | STL | PTS | MIN |
|--------------------|-----|------|-----|------|-----|------|-----------|----|---|----|-----|-----|-----|-----|
| The Citadel | DNP | | | | | | | | | | | | | |
| at South Carolina | DNP | | | | | | | | | | | | | |
| USC Upstate | DNP | | | | | | | | | | | | | |
| Bellarmine | DNP | | | | | | | | | | | | | |
| Loyola Maryland | 0-0 | .000 | 0-0 | .000 | 0-0 | .000 | 0-0-0 | 0 | 0 | 0 | 0 | 0 | 0 | 1 |
| vs. [25] Iowa | DNP | | | | | | | | | | | | | |
| vs. California | DNP | | | | | | | | | | | | | |
| Penn State | DNP | | | | | | | | | | | | | |
| Wake Forest | DNP | | | | | | | | | | | | | |
| Towson | DNP | | | | | | | | | | | | | |
| vs. Loyola Chicago | DNP | | | | | | | | | | | | | |
| vs. Richmond | 0-0 | .000 | 0-0 | .000 | 0-0 | .000 | 0-1-1 | 0 | 1 | 0 | 0 | 0 | 0 | 1 |
| at Georgia Tech | DNP | | | | | | | | | | | | | |
| NC State | DNP | | | | | | | | | | | | | |
| at Virginia Tech | DNP | | | | | | | | | | | | | |
| at Pittsburgh | DNP | | | | | | | | | | | | | |
| Louisville | DNP | | | | | | | | | | | | | |
| [24] Duke | DNP | | | | | | | | | | | | | |
| at Wake Forest | | | | | | | | | | | | | | |
| Virginia Tech | | | | | | | | | | | | | | |
| Georgia Tech | | | | | | | | | | | | | | |
| at Florida State | | | | | | | | | | | | | | |
| at Boston College | | | | | | | | | | | | | | |
| Miami (Fla.) | | | | | | | | | | | | | | |
| at North Carolina | | | | | | | | | | | | | | |
| Florida State | | | | | | | | | | | | | | |
| at Louisville | | | | | | | | | | | | | | |
| Syracuse | | | | | | | | | | | | | | |
| at NC State | | | | | | | | | | | | | | |
| at Virginia | | | | | | | | | | | | | | |
| Notre Dame | | | | | | | | | | | | | | |

* - Game Started; [] AP Ranking

» NOTES

BEFORE CLEMSON

» Attended Porter-Gaud High School and lettered in both football and basketball.
» First year in the basketball program as a walk on.

» CAREER STATS

| Year | GP | GS | Min. | Field Goals | | | 3-PT | | | FT | FTA | Pct. | Rebounds | | | | PF | DQ | A | TO | Blk | Stl | Pts. | Avg. |
|---------|----|----|------|-------------|-----|------|------|-----|------|----|-----|------|----------|----|-----|------|----|----|---|----|-----|-----|------|------|
| | | | | FG | FGA | Pct. | FG | FGA | Pct. | | | | OR | DR | TOT | Avg. | | | | | | | | |
| 2022-23 | 2 | 0 | 3 | 0 | 0 | .000 | 0 | 0 | .000 | 0 | 0 | .000 | 0 | 1 | 1 | 0.5 | 0 | 0 | 1 | 0 | 0 | 0 | 0 | 0.0 |
| TOTAL | 2 | 0 | 3 | 0 | 0 | .000 | 0 | 0 | .000 | 0 | 0 | .000 | 0 | 1 | 1 | 0.5 | 0 | 0 | 1 | 0 | 0 | 0 | 0 | 0.0 |

21

CHAUNCEY WIGGINS

Fr. | Forward | 6-10 | 205
Grayson, Ga. | Grayson



| » CAREER HIGHS | | | |
|--------------------|----|-----------------------|----------|
| Points | 7 | vs. Loyola Maryland | 11/21/22 |
| Rebounds | 2 | vs. Loyola Maryland | 11/21/22 |
| Offensive Rebounds | | | |
| Assists | 1 | 2x, last vs. Richmond | 12/17/22 |
| Steals | 1 | vs. Loyola Maryland | 11/21/22 |
| Blocks | 1 | vs. Loyola Maryland | 11/21/22 |
| FG Made | 3 | vs. Loyola Maryland | 11/21/22 |
| 3FG Made | 1 | 2x, last vs. Richmond | 12/17/22 |
| FT Made | | | |
| Minutes | 12 | vs. Loyola Maryland | 11/21/22 |

| » ABOUT CHAUNCEY WIGGINS | |
|--------------------------|---------------------------------------|
| Born | February 7, 2004 |
| Hometown | Grayson, Ga. |
| High School | Grayson High School |
| Major | Parks, Recreation, Tourism Management |

| » 2022-23 GAME-BY-GAME | | | | | | | | | | | | | | |
|------------------------|-----|-------|-----|------|-----|------|-----------|----|---|----|-----|-----|-----|-----|
| OPONENT | FG | PCT. | 3FG | PCT. | FT | PCT. | OR-DR-TOT | PF | A | TO | BLK | STL | PTS | MIN |
| The Citadel | DNP | | | | | | | | | | | | | |
| at South Carolina | 1-1 | 1.000 | 0-0 | .000 | 0-0 | .000 | 0-0-0 | 1 | 0 | 1 | 0 | 0 | 2 | 3 |
| USC Upstate | DNP | | | | | | | | | | | | | |
| Bellarmine | 0-1 | .000 | 0-1 | .000 | 0-0 | .000 | 0-0-0 | 1 | 1 | 1 | 0 | 0 | 0 | 10 |
| Loyola Maryland | 3-4 | .750 | 1-2 | .500 | 0-0 | .000 | 0-2-2 | 0 | 0 | 0 | 1 | 1 | 7 | 12 |
| vs. [25] Iowa | DNP | | | | | | | | | | | | | |
| vs. California | DNP | | | | | | | | | | | | | |
| Penn State | 0-0 | .000 | 0-0 | .000 | 0-0 | .000 | 0-0-0 | 0 | 0 | 0 | 0 | 0 | 0 | 6 |
| Wake Forest | 0-0 | .000 | 0-0 | .000 | 0-0 | .000 | 0-0-0 | 0 | 0 | 0 | 0 | 0 | 0 | 1 |
| Towson | DNP | | | | | | | | | | | | | |
| vs. Loyola Chicago | 0-2 | .000 | 0-1 | .000 | 0-0 | .000 | 0-0-0 | 1 | 0 | 1 | 0 | 0 | 0 | 8 |
| vs. Richmond | 1-3 | .333 | 1-3 | .333 | 0-0 | .000 | 0-1-1 | 0 | 1 | 0 | 0 | 0 | 3 | 8 |
| at Georgia Tech | DNP | | | | | | | | | | | | | |
| NC State | DNP | | | | | | | | | | | | | |
| at Virginia Tech | 0-1 | .000 | 0-0 | .000 | 0-0 | .000 | 0-0-0 | 0 | 0 | 0 | 0 | 0 | 0 | 2 |
| at Pittsburgh | 1-1 | 1.000 | 0-0 | .000 | 0-0 | .000 | 0-1-1 | 0 | 0 | 0 | 0 | 0 | 0 | 6 |
| Louisville | 0-0 | .000 | 0-0 | .000 | 0-0 | .000 | 0-0-0 | 0 | 0 | 0 | 0 | 0 | 0 | 1 |
| [24] Duke | 0-0 | .000 | 0-0 | .000 | 0-0 | .000 | 0-0-0 | 0 | 0 | 0 | 0 | 0 | 0 | 2 |
| at Wake Forest | | | | | | | | | | | | | | |
| Virginia Tech | | | | | | | | | | | | | | |
| Georgia Tech | | | | | | | | | | | | | | |
| at Florida State | | | | | | | | | | | | | | |
| at Boston College | | | | | | | | | | | | | | |
| Miami (Fla.) | | | | | | | | | | | | | | |
| at North Carolina | | | | | | | | | | | | | | |
| Florida State | | | | | | | | | | | | | | |
| at Louisville | | | | | | | | | | | | | | |
| Syracuse | | | | | | | | | | | | | | |
| at NC State | | | | | | | | | | | | | | |
| at Virginia | | | | | | | | | | | | | | |
| Notre Dame | | | | | | | | | | | | | | |

* - Game Started; [] AP Ranking

| » NOTES | |
|--|--|
| BEFORE CLEMSON | |
| <ul style="list-style-type: none">Wiggins is a 6-9, 205-pound forward from Covington, Ga. and is rated a three-star prospect, according to 247Sports and Rivals.Wiggins averaged 12.1 points, 6.6 rebounds, 2.3 assists, 1.2 steals and 1.8 blocks per game last season for Grayson. He was high school teammates with current Tiger Ian Schieffelin (Loganville, Ga./Grayson).Wiggins is ranked as the fourth-best player in the 2022 class from the state of Georgia and is a Top 150 player according to 247Sports.Wiggins chose Clemson over NC State, Georgia, South Florida and Maryland. | |
| <p>“Chauncey is a skilled forward who has great size for his position,” said Brownell. “His ability to shoot the ball well will help us to continue to play with a spread floor on offense. It makes him a very versatile player for us, and we’re excited to add him to our program.”</p> | |

| » CAREER STATS | | | | | | | | | | | | | | | | | | | | |
|----------------|----|----|------|-------------|-----|------|------|-----|------|----|-----|------|----------|----|-----|------|----|----|---|----|
| Year | GP | GS | Min. | Field Goals | | | 3-PT | | | FT | FTA | Pct. | Rebounds | | | | PF | DQ | A | TO |
| | | | | FG | FGA | Pct. | FG | FGA | Pct. | | | | OR | DR | TOT | Avg. | | | | |
| 2022-23 | 11 | 0 | 58 | 6 | 13 | .462 | 2 | 7 | .286 | 0 | 0 | .000 | 0 | 4 | 4 | 0.4 | 3 | 0 | 2 | 3 |
| TOTAL | 11 | 0 | 58 | 6 | 13 | .462 | 2 | 7 | .286 | 0 | 0 | .000 | 0 | 4 | 4 | 0.4 | 3 | 0 | 2 | 3 |

22 RJ GODFREY

Fr. | Forward | 6-7 | 225
Suwanee, Ga. | North Gwinnett



» CAREER HIGHS

| | | | |
|--------------------|----|-----------------------|----------|
| Points | 10 | vs. Virginia Tech | 1/4/23 |
| Rebounds | 5 | vs. Virginia Tech | 1/4/23 |
| Offensive Rebounds | 3 | vs. Loyola Chicago | 12/10/22 |
| Assists | 2 | vs. The Citadel | 11/7/22 |
| Steals | 1 | 3x, last vs. Richmond | 12/17/22 |
| Blocks | 2 | vs. Virginia Tech | 1/4/23 |
| FG Made | 4 | vs. Virginia Tech | 1/4/23 |
| 3FG Made | 2 | vs. Virginia Tech | 1/4/23 |
| FT Made | 1 | 3x, last vs. Richmond | 12/17/22 |
| Minutes | 16 | vs. Virginia Tech | 1/4/23 |

» ABOUT RJ GODFREY

Born June 10, 2003
Hometown Suwanee, Ga.
High School North Gwinnett High School
Major Parks, Recreation, Tourism Management
Fun Facts His father, Randall Godfrey, is an 11-year NFL veteran who played linebacker for the Dallas Cowboys, Tennessee Titans, Seattle Seahawks, San Diego Chargers and the Washington Football Team.

» 2022-23 GAME-BY-GAME

| OPPONENT | FG | PCT. | 3FG | PCT. | FT | PCT. | OR-DR-TOT | PF | A | TO | BLK | STL | PTS | MIN |
|--------------------|-----|-------|-----|------|-----|-------|-----------|----|---|----|-----|-----|-----|-----|
| The Citadel | 0-0 | .000 | 0-0 | .000 | 0-0 | .000 | 0-1-1 | 1 | 2 | 0 | 0 | 0 | 0 | 4 |
| at South Carolina | 0-2 | .000 | 0-1 | .000 | 0-0 | .000 | 0-1-1 | 1 | 0 | 0 | 0 | 0 | 0 | 8 |
| USC Upstate | 0-0 | .000 | 0-0 | .000 | 0-0 | .000 | 0-0-0 | 1 | 0 | 0 | 0 | 0 | 0 | 1 |
| Bellarmine | DNP | | | | | | | | | | | | | |
| Loyola Maryland | 3-5 | .600 | 0-1 | .000 | 1-2 | .500 | 1-1-2 | 1 | 1 | 1 | 0 | 1 | 7 | 14 |
| vs. [25] Iowa | 3-3 | 1.000 | 0-0 | .000 | 1-1 | 1.000 | 0-1-1 | 2 | 0 | 1 | 0 | 0 | 7 | 9 |
| vs. California | 1-1 | 1.000 | 0-0 | .000 | 1-2 | .500 | 0-0-0 | 1 | 1 | 0 | 0 | 0 | 3 | 6 |
| Penn State | 2-2 | 1.000 | 0-0 | .000 | 0-0 | .000 | 0-3-3 | 1 | 0 | 1 | 0 | 0 | 4 | 5 |
| Wake Forest | 0-0 | .000 | 0-0 | .000 | 0-0 | .000 | 0-0-0 | 0 | 0 | 1 | 0 | 0 | 0 | 2 |
| Towson | 0-0 | .000 | 0-0 | .000 | 1-2 | .500 | 0-0-0 | 0 | 0 | 1 | 0 | 0 | 1 | 3 |
| vs. Loyola Chicago | 2-6 | .333 | 0-0 | .000 | 1-1 | 1.000 | 3-1-4 | 1 | 0 | 0 | 0 | 1 | 5 | 9 |
| vs. Richmond | 2-3 | .667 | 0-0 | .000 | 1-2 | .500 | 0-1-1 | 2 | 0 | 2 | 1 | 1 | 5 | 13 |
| at Georgia Tech | 2-3 | .667 | 0-0 | .000 | 0-0 | .000 | 0-2-2 | 3 | 0 | 1 | 1 | 0 | 4 | 10 |
| * NC State | 1-1 | 1.000 | 0-0 | .000 | 1-2 | .500 | 0-0-0 | 3 | 1 | 0 | 0 | 0 | 3 | 5 |
| at Virginia Tech | 4-5 | .800 | 2-3 | .667 | 0-0 | .000 | 1-5-6 | 5 | 1 | 4 | 2 | 0 | 10 | 16 |
| at Pittsburgh | 1-1 | 1.000 | 0-0 | .000 | 0-0 | .000 | 1-0-1 | 4 | 0 | 1 | 0 | 0 | 2 | 8 |
| Louisville | 3-3 | 1.000 | 0-0 | .000 | 0-0 | .000 | 2-0-2 | 1 | 1 | 0 | 0 | 0 | 6 | 8 |
| [24] Duke | 0-0 | .000 | 0-0 | .000 | 0-0 | .000 | 0-1-1 | 2 | 0 | 0 | 1 | 0 | 0 | 4 |
| at Wake Forest | | | | | | | | | | | | | | |
| Virginia Tech | | | | | | | | | | | | | | |
| Georgia Tech | | | | | | | | | | | | | | |
| at Florida State | | | | | | | | | | | | | | |
| at Boston College | | | | | | | | | | | | | | |
| Miami (Fla.) | | | | | | | | | | | | | | |
| at North Carolina | | | | | | | | | | | | | | |
| Florida State | | | | | | | | | | | | | | |
| at Louisville | | | | | | | | | | | | | | |
| Syracuse | | | | | | | | | | | | | | |
| at NC State | | | | | | | | | | | | | | |
| at Virginia | | | | | | | | | | | | | | |
| Notre Dame | | | | | | | | | | | | | | |

* - Game Started; [] AP Ranking

» NOTES

BIG TIME IN BLACKSBURG

- Despite foul trouble and only playing 16 minutes, RJ Godfrey provided a much needed spark off the Tiger bench in a 68-65 win at Virginia Tech (Jan. 4).
- Godfrey finished 4-for-5 from the field, including his first two made threes of the season for a season-high 10 points.
- He also added six rebounds, including a tip-in basket on the offensive glass.

BEFORE CLEMSON

- Godfrey is a 6-7, 225-pound forward from Suwanee, Ga. and is rated as a three-star prospects by 247Sports (#130) and Rivals (#135).
- Godfrey averaged 16.0 points, 9.0 rebounds, 4.0 assists and 3.0 blocks per game last season. He is the rated No. 5 player in the state of Georgia.
- His father, Randall Godfrey, is an 11-year NFL veteran who played linebacker for the Dallas Cowboys, Tennessee Titans, Seattle Seahawks, San Diego Chargers and the Washington Football Team.
- Godfrey chose Clemson over Ole Miss, Texas Tech, Georgia Tech, Utah and Georgia.

"RJ is another talented forward who possess the size and strength to play to be an immediate contributor on next year's team. He is an excellent dribbler and passer for someone of his size and he will be an exciting player for our fans to enjoy."

» CAREER STATS

| Year | | | | Field Goals | | | 3-PT | | | | | | Rebounds | | | | | | | | | | | |
|---------|----|----|------|-------------|-----|------|------|-----|------|----|-----|------|----------|----|-----|------|----|----|---|----|-----|-----|------|------|
| | GP | GS | Min. | FG | FGA | Pct. | FG | FGA | Pct. | FT | FTA | Pct. | OR | DR | TOT | Avg. | PF | DQ | A | TO | Blk | Stl | Pts. | Avg. |
| 2022-23 | 17 | 1 | 128 | 24 | 35 | .686 | 2 | 5 | .400 | 7 | 12 | .583 | 8 | 17 | 25 | 1.5 | 29 | 1 | 7 | 13 | 5 | 3 | 57 | 3.4 |
| TOTAL | 17 | 1 | 128 | 24 | 35 | .686 | 2 | 5 | .400 | 7 | 12 | .583 | 8 | 17 | 25 | 1.5 | 29 | 1 | 7 | 13 | 5 | 3 | 57 | 3.4 |

24 PJ HALL

Jr. | Center | 6-10 | 245
Spartanburg, S.C. | Dorman



» CAREER HIGH

| | | | |
|----------|----|-----------------------------|----------|
| Points | 28 | at Florida State | 2/15/22 |
| Rebounds | 13 | vs. Drake | 12/11/21 |
| Assists | 4 | at Georgia Tech | 2/5/22 |
| Blocks | 4 | 2x, last vs. North Carolina | 2/8/22 |
| Steals | 2 | 2x, last at Syracuse | 1/18/22 |
| FG Made | 12 | at Georgia Tech | 12/21/22 |
| 3FG Made | 3 | 3x, last vs. Virginia | 1/4/22 |
| FT Made | 12 | at Florida State | 2/15/22 |
| Minutes | 39 | vs. Drake | 12/11/21 |

» ABOUT PJ HALL

Born February 21, 2002
Hometown Spartanburg, S.C.
High School Dorman
Major Sports Communications
Fun Fact: Sister, Thayer, was a standout volleyball player at the University of Florida

» 2022-23 GAME-BY-GAME

| OPPONENT | FG | PCT. | 3FG | PCT. | FT | PCT. | OR-DR-TOT | PF | A | TO | BLK | STL | PTS | MIN |
|----------------------|-------|------|-----|-------|------|-------|-----------|----|---|----|-----|-----|-----|-----|
| The Citadel | DNP | | | | | | | | | | | | | |
| at South Carolina | 7-12 | .583 | 1-4 | .250 | 0-0 | .000 | 1-4-5 | 3 | 0 | 2 | 1 | 1 | 15 | 22 |
| USC Upstate | 6-11 | .545 | 0-2 | .000 | 1-3 | .333 | 1-1-2 | 2 | 2 | 2 | 0 | 2 | 13 | 21 |
| Bellarmine | 1-3 | .333 | 1-1 | 1.000 | 7-8 | .875 | 1-3-4 | 1 | 0 | 1 | 1 | 1 | 10 | 19 |
| Loyola Maryland | 1-5 | .200 | 0-2 | .000 | 2-2 | 1.000 | 0-1-1 | 2 | 0 | 1 | 1 | 0 | 4 | 13 |
| vs. [25] Iowa | 0-2 | .000 | 0-0 | .000 | 0-0 | .000 | 3-1-4 | 3 | 0 | 1 | 0 | 0 | 0 | 13 |
| vs. California | 5-10 | .500 | 0-1 | .000 | 0-0 | .000 | 0-0-0 | 1 | 0 | 1 | 0 | 0 | 10 | 14 |
| * Penn State | 6-8 | .750 | 2-2 | 1.000 | 8-11 | .727 | 1-2-3 | 0 | 0 | 0 | 1 | 1 | 22 | 24 |
| * Wake Forest | 7-11 | .636 | 2-4 | .500 | 5-6 | .833 | 0-8-8 | 2 | 0 | 3 | 1 | 1 | 21 | 22 |
| * Towson | 10-17 | .588 | 1-3 | .333 | 1-1 | 1.000 | 2-3-5 | 4 | 2 | 4 | 1 | 0 | 22 | 28 |
| * vs. Loyola Chicago | 3-6 | .500 | 0-1 | .000 | 1-2 | .500 | 0-4-4 | 1 | 2 | 3 | 1 | 3 | 7 | 23 |
| * vs. Richmond | 3-5 | .600 | 3-3 | 1.000 | 0-0 | .000 | 4-4-8 | 1 | 2 | 0 | 2 | 2 | 9 | 17 |
| * at Georgia Tech | 12-18 | .667 | 0-0 | .000 | 1-1 | 1.000 | 5-5-10 | 4 | 3 | 2 | 1 | 0 | 25 | 27 |
| * NC State | 2-9 | .222 | 1-4 | .250 | 0-0 | .000 | 1-4-5 | 1 | 4 | 3 | 3 | 0 | 5 | 23 |
| * at Virginia Tech | 4-8 | .500 | 2-3 | .667 | 3-4 | .750 | 0-3-3 | 4 | 0 | 2 | 1 | 1 | 13 | 25 |
| * at Pittsburgh | 4-11 | .364 | 0-1 | .000 | 4-5 | .800 | 3-7-10 | 1 | 1 | 1 | 1 | 0 | 12 | 28 |
| * Louisville | 3-7 | .429 | 0-0 | .000 | 4-4 | 1.000 | 0-1-1 | 3 | 0 | 1 | 1 | 0 | 10 | 16 |
| * [24] Duke | 10-16 | .625 | 1-3 | .333 | 5-7 | .714 | 2-2-4 | 0 | 1 | 2 | 0 | 1 | 26 | 27 |
| at Wake Forest | | | | | | | | | | | | | | |
| Virginia Tech | | | | | | | | | | | | | | |
| Georgia Tech | | | | | | | | | | | | | | |
| at Florida State | | | | | | | | | | | | | | |
| at Boston College | | | | | | | | | | | | | | |
| Miami (Fla.) | | | | | | | | | | | | | | |
| at North Carolina | | | | | | | | | | | | | | |
| Florida State | | | | | | | | | | | | | | |
| at Louisville | | | | | | | | | | | | | | |
| Syracuse | | | | | | | | | | | | | | |
| at NC State | | | | | | | | | | | | | | |
| at Virginia | | | | | | | | | | | | | | |
| Notre Dame | | | | | | | | | | | | | | |

* - Game Started; [] AP Ranking

» NOTES

HALL'S CAREER DOUBLE-DOUBLES

- PJ Hall has totaled two double-doubles this season and both have come in ACC play.
- Hall totaled his first career double-double and vs. Drake (Dec. 11).
- Hall finished with 22 points and 13 rebounds in the 90-80 overtime victory in Atlanta.
- Hall then collected his second career double-double in a 91-78 loss at Syracuse. Hall finished with 19 points and 11 rebounds.
- Hall notched his third double-double in a two-point loss at Duke. He scored 14 points and grabbed 10 rebounds.

PJ HALL DOUBLE-DOUBLES

| Date | Opponent | Points | Rebounds |
|---------------|-----------------|--------|----------|
| Jan. 7, 2023 | at Pittsburgh | 12 | 10 |
| Dec. 21, 2022 | at Georgia Tech | 25 | 10 |
| Jan. 25, 2022 | at Duke | 14 | 10 |
| Jan. 18, 2022 | at Syracuse | 19 | 11 |
| Dec. 11, 2021 | vs. Drake | 22 | 13 |

PICKING UP WHERE HE LEFT OFF

- PJ Hall was active and came off the Tiger bench on the road at South Carolina (Nov. 11).
- Hall had not played since the Tigers were eliminated in the ACC Tournament in 2022 and had endured two offseason surgeries to get to this point.
- Hall totaled 15 points on 7-of-12 shooting and grabbed five rebounds, one block and one assist.

2022-23 PRESEASON ACCOLADES

- PJ Hall was named to the All-ACC Preseason Second Team by the league's media at ACC Tipoff. Hall was one of 10 players to earn recognition and also received two votes for Preseason ACC Player of the Year.
- On Friday, Oct. 28, Hall was one of 20 players across the country to be named to the 2022-23 Kareem Abdul-Jabbar Center of the Year Preseason Watch List.
- Hall is one of three ACC players to earn recognition along with Dereck Lively II (Duke) and Armando Bacot (North Carolina).
- Named after Class of 1995 Hall of Famer and three-time NCAA Champion Kareem Abdul-Jabbar, the annual honor in its eighth year recognizes the top centers in men's college basketball.
- This list will be narrowed down to 10 in late January and then 5 finalists will be selected in late February that will be presented to Kareem Abdul-Jabbar and the selection committee. The winner of this award will be presented on a to be determined date. Presentation

2022-23

Penn State Head Coach Micah Shrewsberry on PJ Hall:

"PJ Hall, we were walled up, body between him and the basket. But that's what an All-ACC guy does. Doesn't matter if he's hurt or coming back from injury. He makes shots at the end of the game."

2021-22

Duke Head Coach Mike Krzyzewski on PJ Hall:

"Hall is the most improved player on the planet. He played nine minutes a game last year and he's one of the better big guys in the country; he's a pro, really. He can shoot, go out and [he's] mobile."

North Carolina Head Coach Hubert Davis on PJ Hall:

"He's [PJ Hall] a guy that plays with a lot of emotion. He's competitive. He's very physical and plays hard on both ends of the floor on every possession. He's a guy that can consistently score around the basket, but he can shoot the ball from the outside. On both ends, he's a player that could be a huge factor."

Former Louisville Interim Head Coach Mike Pegues on PJ Hall:

"He's an animal. He's one of the best bigs in the league [ACC]."

» CAREER STATS

| Year | Field Goals | | | | 3-PT | | | | Rebounds | | | | | | | |
|--------------|-------------|-----------|-------------|------------|------------|-------------|-----------|------------|-------------|------------|------------|-------------|-----------|------------|------------|------------|
| | GP | GS | Min. | FG | FGA | Pct. | FG | FGA | Pct. | FT | FTA | Pct. | OR | DR | TOT | Avg. |
| 2020-21 | 21 | 0 | 208 | 30 | 61 | .492 | 2 | 15 | .133 | 12 | 16 | .750 | 14 | 28 | 42 | 2.0 |
| 2021-22 | 30 | 29 | 823 | 179 | 363 | .493 | 24 | 78 | .308 | 82 | 105 | .781 | 52 | 122 | 174 | 5.8 |
| 2022-23 | 17 | 11 | 365 | 84 | 159 | .528 | 14 | 34 | .412 | 42 | 54 | .778 | 24 | 53 | 77 | 4.5 |
| TOTAL | 68 | 40 | 1395 | 293 | 583 | .503 | 40 | 127 | .315 | 136 | 175 | .777 | 90 | 203 | 293 | 4.3 |

» HALL NOTES

details will be announced at a later date.

HALL WAS ONE OF THE ACC'S MOST IMPROVED

- PJ Hall was one of, if not the most improved players this season in the ACC.

PJ HALL: SOPHOMORE VS. FRESHMAN

| Year | MPG | FG% | 3FG% | RPG | APG | SPG | BPG | PPG |
|---------|------|------|------|-----|-----|-----|-----|------|
| 2021-22 | 27.4 | .493 | .308 | 5.8 | 1.6 | 0.5 | 1.3 | 15.5 |
| 2020-21 | 10.0 | .492 | .133 | 2.0 | 0.1 | 0.2 | 0.2 | 3.5 |

- Hall has stepped into a full-time starting role this season after the departure of All-ACC player Aamir Simms.
- Hall's production has skyrocketed in numerous categories with the expanded playing time and vital role played while on the floor for the Tigers.
- The local product produced 25-straight double-digit scoring games, including 28 total, which included a career-high 28 points at FSU, three 22-point scoring games and one 20-point outing.
- Hall notched a career-high 28 points at Florida State (Feb. 15) on 8-of-13 shooting from the floor. He also finished 12-for-13 at the foul line - another career best.
- His 12 made free throws are the most since Milton Jennings made 16-of-18 on Jan. 27, 2013 against Virginia Tech. A 77-70 Tiger victory.
- His fifth 20-point game came in a 24-point effort against North Carolina (Feb. 8). He finished 9-for-18 from the floor.
- He totaled his first career double-double against Drake (Dec. 11) with 22 points and 13 rebounds. He garnered six boards on the offensive glass.
- Hall turned in a stretch where he went 18-for-18 at the free throw line from Dec. 4 at Miami until Dec. 18 at home against South Carolina. He was 23-for-25 total in that stretch.
- He has collected multiple blocks in five games this season, including a career-high three against St. Bonaventure (Nov. 19) and South Carolina (Dec. 18).
- He has totaled three 3-pointers in a game on three occasions (vs. Wofford, vs. St. Bonaventure and vs. Virginia).
- Hall is the first player since Jaron Blossomgame (Feb. 25, 2017 vs. Florida State) to finish at least 9-for-9 at the line in a game.
- He is also just the fourth Tiger to do so during the Brad Brownell Era at Clemson.

CLEMSON PLAYERS SCORING ON THE ROAD

- PJ Hall notched a career-high 28 points on the road at Florida State (Feb. 15).
- It was the most in a road game by a Clemson Tiger since Marcquise Reed scored 28 at Virginia Tech on Feb. 21, 2018.

CLEMSON PLAYERS WITH AT LEAST 28 POINTS ON THE ROAD SINCE 2010

| Date | Player | Opponent | Points |
|---------------|-------------------|---------------|--------|
| Feb. 15, 2022 | PJ Hall | Florida State | 28 |
| Feb. 21, 2018 | Marcquise Reed | Virginia Tech | 28 |
| Feb. 20, 2016 | Jaron Blossomgame | NC State | 33 |
| Feb. 11, 2014 | K.J. McDaniels | Notre Dame | 30 |

CLEMSON PLAYERS WITH AT LEAST 28 POINTS IN ANY GAME SINCE 2010

| Date | Player | Opponent | Points |
|----------------|-------------------|------------------|--------|
| Feb. 15, 2022 | PJ Hall | at Florida State | 28 |
| Jan. 28, 2020 | Tevin Mack | Syracuse | 32 |
| Feb. 23, 2019 | Marcquise Reed | Boston College | 31 |
| Jan. 16, 2019 | Marcquise Reed | Georgia Tech | 30 |
| March 23, 2018 | Gabe DeVoe | vs. Kansas | 31 |
| Feb. 21, 2018 | Marcquise Reed | at Virginia Tech | 28 |
| Dec. 13, 2016 | Jaron Blossomgame | S.C. State | 29 |
| March 1, 2016 | Jaron Blossomgame | Virginia | 31 |
| Feb. 20, 2016 | Jaron Blossomgame | at NC State | 33 |

| | | | |
|----------------|-------------------|---------------|----|
| Feb. 8, 2016 | Jaron Blossomgame | Georgia State | 30 |
| March 18, 2014 | K.J. McDaniels | Georgia State | 30 |
| Feb. 11, 2014 | K.J. McDaniels | at Notre Dame | 30 |
| Jan. 27, 2011 | Milton Jennings | Virginia Tech | 28 |
| Jan. 21, 2012 | Andre Young | Georgia Tech | 29 |

HALL SCORES 28 AT FLORIDA STATE

- PJ Hall scored 28 points in the Tigers 81-80 loss at Florida State on Feb. 15. It was his career high and just the fourth game of at least 28 points by a Clemson center in the last 30 years. Hall made 8-13 from the field and 12-13 from the foul line.
- The only other Clemson centers to score at least 28 points in a game since 1992 are Trevor Booker and Chris Hobbs. Booker did it twice in 2007-08, in consecutive games against Charlotte (32) and Florida State (29). Booker also had a 31-point game as a senior against Western Carolina, but he was a power forward that year. Raymond Sykes was the center in 2009-10.
- So far this year, Hall has averaged 15.5 points and nearly six rebounds per game, has shot 48.8 percent from the field and 79.1 percent from the line. He also has 42 assists and 32 blocks.
- Hall's scoring average is the best for a Clemson starting center since the 1990-91 season when Dale Davis averaged 17.9 points a game as a senior.

HIGHEST SCORING GAMES BY CLEMSON CENTER IN THE LAST 30 YEARS

| Player | Date | Site-Opponent | Points |
|---------------|------------|-----------------|--------|
| Trevor Booker | 1-9-2008 | H-Charlotte | 32 |
| Trevor Booker | 1-12-2008 | H-Florida State | 29 |
| PJ Hall | 2-15-2022 | A-Florida State | 28 |
| Chris Hobbs | 11-27-2001 | H-Virginia | 28 |

HIGHEST SCORING AVERAGES BY CENTERS IN CLEMSON HISTORY

| Year | Player | Height | Class | Avg. |
|---------|----------------|--------|-------|------|
| 1986-87 | Horace Grant | 6-10 | Sr. | 21.0 |
| 1987-88 | Elden Campbell | 6-10 | So. | 18.8 |
| 1990-91 | Dale Davis | 6-10 | Sr. | 17.9 |
| 1988-89 | Elden Campbell | 6-10 | Jr. | 17.5 |
| 1964-65 | Randy Mahaffey | 6-7 | So. | 17.3 |
| 1966-67 | Randy Mahaffey | 6-7 | Sr. | 16.8 |
| 1967-68 | Randy Mahaffey | 6-7 | Jr. | 16.6 |
| 1989-90 | Elden Campbell | 6-10 | Sr. | 16.4 |
| 2021-22 | PJ Hall | 6-10 | So. | 15.5 |
| 1993-94 | Sharone Wright | 6-11 | Jr. | 15.4 |
| 1992-93 | Sharone Wright | 6-11 | So. | 15.0 |

HALL TURNS IN VALIENT EFFORT VS. DRAKE

- PJ Hall posted his first career double-double in a 90-80 overtime win against Drake (Dec. 11).
- Hall had 22 points and 13 rebounds, six of which came on the offensive glass. He also handed out two assists and finished a perfect 9-for-9 at the free throw line.
- Hall is the first player since Jaron Blossomgame (Feb. 25, 2017 vs. Florida State) to finish at least 9-for-9 at the line in a game.
- He is also just the fourth Tiger to do so during the Brad Brownell Era at Clemson.

PJ HALL AT THE CHARLESTON CLASSIC

- PJ Hall averaged 15.0 points, 5.0 rebounds, 2.0 assists and 1.3 blocks per game during the three-game tournament.
- Hall shot 19-for-33 (57.6 percent) from the floor, including 4-for-10 from three.
- He tied career highs against No. 22 St. Bonaventure with 22 points and eight rebounds. Of his eight rebounds, three of them came on the offensive glass — a new career high.

CAREER NIGHT FOR HALL AGAINST HOMETOWN TEAM

- PJ Hall finished with a career-high 22 points and tied his career high with eight rebounds in a 76-68 win over Wofford on Nov. 12.
- It marked Hall's first career 20-point game.
- He made a career-best seven free throws on a career

high 10 attempts, while adding in a career-best three triples and finished 6-for-8 from the field.

FAST START ON OPENING NIGHT

- PJ Hall notched a career-best with eight rebounds in a season opening win against Presbyterian.
- Of Hall's eight board, one was on the offensive glass.
- Hall also added a career-best two blocked shots in addition to one steal and one assist.

STEPPING UP BIG AGAINST NC STATE

- PJ Hall stepped up in a big way off the bench for the Tigers in a 74-70 overtime win against NC State (Jan. 2, 2021).
- Hall scored eight points on 4-for-7 shooting, including providing a hook shot over Manny Bates with 10 seconds left in overtime to extend the Clemson lead to 74-70.

THROWN INTO THE FIRE

- PJ Hall was thrown into the fire in his first collegiate game and did not disappoint.
- Hall relieved Aamir Simms off the bench when Simms got into foul trouble.
- Hall finished 5-for-6 from the floor with 10 points and seven rebounds to help lead the Tigers to a 53-42 victory over Mississippi State (Nov. 25, 2020).

PJ HALL'S AWARDS AND ACCOLADES

Rankings

- #1 ranked player in South Carolina
- 2019-20 South Carolina Gatorade Player of the Year
- ESPN ranked four-star prospect (No. 48 in ESPN Top 100, No. 9 power forward in the nation)
- 247Sports ranked four-star prospect (No. 54 in Top247, No. 9 power forward in the nation)
- Rivals ranked four-star prospect (No. 48 in Rivals150, No. 8 power forward in the nation)

2018-19

- Averaged 14.5 points, 8.2 rebounds and 2.1 blocks per game as a junior
- USA Today All-South Carolina Team
- 5A State Champion
- All-Region
- All-State
- Spartanburg Herald Journal First-Team All-Area
- Chick-Fil-A Classic All-Tournament Team

2017-18:

- SC Top-80 Camp "Mr. Basketball"
- 5A State Champion
- SCHSL All-Rookie Team

32 DANIEL NAUSEEF

So. | Forward | 6-7 | 215
Dayton, Ohio | Chaminade Julianne Catholic



» CAREER HIGHS

| | | | |
|----------|----|-----------------------|----------|
| Points | 2 | vs. Richmond | 12/17/22 |
| Rebounds | 1 | vs. Notre Dame | 1/12/22 |
| Assists | -- | -- | -- |
| Steals | -- | -- | -- |
| Blocks | 1 | vs. Loyola Maryland | 11/21/22 |
| FG Made | 1 | vs. Richmond | 12/17/22 |
| 3FG Made | -- | -- | -- |
| FT Made | -- | -- | -- |
| Minutes | 1 | 4x, last vs. Richmond | 12/17/22 |

» ABOUT DANIEL NAUSEEF

Born September 29, 2002
Hometown Dayton, Ohio
High School Chaminade Julianne Catholic
Major Microbiology
Fun Fact Just the seventh Clemson manager to be elevated to the active roster in school history; brother Jack is also a walk on

» 2022-23 GAME-BY-GAME

| OPPONENT | FG | PCT. | 3FG | PCT. | FT | PCT. | OR-DR-TOT | PF | A | TO | BLK | STL | PTS | MIN |
|--------------------|-----|-------|-----|------|-----|------|-----------|----|---|----|-----|-----|-----|-----|
| The Citadel | DNP | | | | | | | | | | | | | |
| at South Carolina | DNP | | | | | | | | | | | | | |
| USC Upstate | DNP | | | | | | | | | | | | | |
| Bellarmine | DNP | | | | | | | | | | | | | |
| Loyola Maryland | 0-1 | .000 | 0-0 | .000 | 0-0 | .000 | 0-0-0 | 0 | 0 | 0 | 1 | 0 | 0 | 1 |
| vs. [25] Iowa | DNP | | | | | | | | | | | | | |
| vs. California | DNP | | | | | | | | | | | | | |
| Penn State | DNP | | | | | | | | | | | | | |
| Wake Forest | DNP | | | | | | | | | | | | | |
| Towson | DNP | | | | | | | | | | | | | |
| vs. Loyola Chicago | DNP | | | | | | | | | | | | | |
| vs. Richmond | 1-1 | 1.000 | 0-0 | .000 | 0-0 | .000 | 1-0-1 | 1 | 0 | 0 | 0 | 0 | 2 | 1 |
| at Georgia Tech | DNP | | | | | | | | | | | | | |
| NC State | DNP | | | | | | | | | | | | | |
| at Virginia Tech | DNP | | | | | | | | | | | | | |
| at Pittsburgh | DNP | | | | | | | | | | | | | |
| Louisville | DNP | | | | | | | | | | | | | |
| [24] Duke | DNP | | | | | | | | | | | | | |
| at Wake Forest | | | | | | | | | | | | | | |
| Virginia Tech | | | | | | | | | | | | | | |
| Georgia Tech | | | | | | | | | | | | | | |
| at Florida State | | | | | | | | | | | | | | |
| at Boston College | | | | | | | | | | | | | | |
| Miami (Fla.) | | | | | | | | | | | | | | |
| at North Carolina | | | | | | | | | | | | | | |
| Florida State | | | | | | | | | | | | | | |
| at Louisville | | | | | | | | | | | | | | |
| Syracuse | | | | | | | | | | | | | | |
| at NC State | | | | | | | | | | | | | | |
| at Virginia | | | | | | | | | | | | | | |
| Notre Dame | | | | | | | | | | | | | | |

* - Game Started; [] AP Ranking

» NOTES

FIRST CAREER BLOCKED SHOT

- In Daniel Nauseef's first game of the 2022-23 season, he recorded his first career blocked shot.

FROM MANAGER TO PLAYER

- Clemson basketball student manager Daniel Nauseef was elevated to the active roster on Dec. 10, 2021. He joins his brother Jack Nauseef and Devin Foster as former managers turned walk on.
- This isn't something unfamiliar to head coach Brad Brownell, who, in 2019, elevated a then-manager Wells Hoag (2019-21) to the active roster.
- He also elevated Riley McGillan in 2014. McGillan played 20 games through his Tiger career, scoring 11 points.
- McGillan later served as a graduate assistant in Clemson's program and is now the director of operations at Longwood University for men's basketball.
- Prior to Hoag and McGillan, the last managers to play in a game were Dennis Hopf (1988-89) and Edward Bynum (1984-85).
- The most points scored by a walk-on in a career is 33 by Jeff Holstein (1985-87) in 34 career games. He also recorded 32 rebounds.

PROMOTED MANAGERS CAREER STATS

| Name | Years | GP | FG | 3FG | FT | Reb | Pts |
|----------------|------------|----|------|------|------|-----|-----|
| Dan Nauseef | 2021-pres. | 4 | 1-2 | 0-0 | 0-0 | 2 | 2 |
| Jack Nauseef | 2021-pres. | 7 | 0-4 | 0-3 | 0-0 | 1 | 0 |
| Devin Foster | 2021-pres. | 8 | 0-1 | 0-1 | 0-0 | 2 | 0 |
| Wells Hoag | 2019-21 | 10 | 2-7 | 1-4 | 0-0 | 2 | 5 |
| Riley McGillan | 2014-17 | 20 | 4-14 | 2-12 | 1-2 | 2 | 11 |
| Dennis Hopf | 1988-89 | 1 | 0-1 | 0-0 | 0-0 | 0 | 0 |
| Edward Bynum | 1984-85 | 9 | 3-7 | 0-0 | 4-12 | 9 | 10 |

» CAREER STATS

| Year | GP | GS | Min. | Field Goals | | | 3-PT | | | FT | FTA | Pct. | Rebounds | | | Avg. | PF | DQ | A | TO | Blk | Stl | Pts. | Avg. |
|---------|----|----|------|-------------|-----|------|------|-----|------|----|-----|------|----------|----|-----|------|----|----|---|----|-----|-----|------|------|
| | | | | FG | FGA | Pct. | FG | FGA | Pct. | | | | OR | DR | TOT | | | | | | | | | |
| 2021-22 | 2 | 0 | 2 | 0 | 0 | .000 | 0 | 0 | .000 | 0 | 0 | .000 | 1 | 0 | 1 | 0.5 | 0 | 0 | 0 | 0 | 0 | 0 | 0 | 0.0 |
| 2022-23 | 2 | 0 | 2 | 1 | 2 | .500 | 0 | 0 | .000 | 0 | 0 | .000 | 1 | 0 | 1 | 0.5 | 1 | 0 | 0 | 0 | 1 | 0 | 2 | 1.0 |
| TOTAL | 4 | 0 | 4 | 1 | 2 | .500 | 0 | 0 | .000 | 0 | 0 | .000 | 2 | 0 | 2 | 0.5 | 1 | 0 | 0 | 0 | 1 | 0 | 2 | 0.5 |

MISCELLANEOUS STATS

MISCELLANEOUS STATS

Dunks (42): Brevin Galloway (1), RJ Godfrey (1), PJ Hall (13), Alex Hemenway (1), Chase Hunter (3), Ben Middlebrooks (1), Ian Schieffelin (7), Hunter Tyson (12), Chauncey Wiggins (3)

Charges Taken (35): Josh Beadle (1), Brevin Galloway (1), PJ Hall (6), Alex Hemenway (3), Chase Hunter (4), Ben Middlebrooks (2), Ian Schieffelin (9), Hunter Tyson (8)

20-Point Games (13): PJ Hall (5), Chase Hunter (3), Ian Schieffelin (1), Hunter Tyson (4)

30-Point Games (1): Hunter Tyson (1)

Double-Doubles (12): PJ Hall (2), Ian Schieffelin (1), Hunter Tyson (9)

Double Figure Scoring (66): Brevin Galloway (13), RJ Godfrey (1), PJ Hall (12), Alex Hemenway (5), Chase Hunter (16), Ben Middlebrooks (10), Ian Schieffelin (2), Hunter Tyson (17)

Double Figure Rebounding (13): PJ Hall (2), Ian Schieffelin (1), Hunter Tyson (10)

Led Clemson in Scoring: PJ Hall (5), Chase Hunter (8), Hunter Tyson (3)

Led Clemson in Rebounding: Ben Middlebrooks (1), Ian Schieffelin (2), Hunter Tyson (12)

Led Clemson in Assists: Brevin Galloway (1), PJ Hall (1), Chase Hunter (10), Ian Schieffelin (1)

Consecutive Field Goals Made: 7 by Hunter Tyson vs. NC State (12/30/22)

Consecutive Points Scored: 17 by Hunter Tyson vs. NC State (12/30/22)

Consecutive Free Throws Made: 14 by Hunter Tyson (12/10/22 to 1/7/23)

Consecutive Three-Pointers Made: 4 by Hunter Tyson vs. NC State (12/30/22)

Largest Lead: 35 vs. Richmond (12/17/22)

Largest Deficit: 20 vs. Loyola Chicago (12/10/22)

Largest Halftime Deficit: 11 vs. Loyola Chicago (12/10/22)

Largest Deficit Overcome for Victory: 10 vs. Penn State (11/29/22)

Most Consecutive Clemson Points: 20 vs. Loyola Maryland (11/21/22)

Most Consecutive Opponent Points: 11 vs. Loyola Chicago (12/10/22)

CLEMSON'S RECORD...

| | | | |
|---|------|--|------|
| Overall..... | 15-3 | When leading with 1:00 left | 14-0 |
| At home..... | 10-0 | When trailing with 1:00 left..... | 0-3 |
| On the road | 3-1 | When shooting 50% or better..... | 7-0 |
| At neutral sites | 2-2 | When opponent shoots less than 50% | 14-2 |
| In overtime | 1-0 | When scoring 70 or more points | 13-1 |
| Vs. ranked opponents | 1-1 | When winning the rebound margin..... | 10-1 |
| In games decided by 3 points or less..... | 2-2 | When winning the turnover margin..... | 10-2 |
| In games decided by 5 points or less..... | 1-0 | When winning points in the paint..... | 13-3 |
| In games decided by 7 or more points..... | 12-1 | When winning bench points..... | 11-1 |
| When leading at halftime | 10-0 | In November | 6-2 |
| When trailing at halftime..... | 5-3 | In December | 5-1 |
| When tied at halftime | 0-0 | In January | 4-0 |
| When leading with 5:00 left | 13-0 | In February | 0-0 |
| When trailing with 5:00 left..... | 2-3 | In March..... | 0-0 |

SEASON SUPERLATIVES

CATEGORY

| | CLEMSON TEAM HIGH | | CLEMSON TEAM LOW | |
|-----------------------------|-------------------|---|------------------|--|
| Total Points | 101 | vs. Penn State, 11/29/22 | 58 | vs. South Carolina, 11/11/22; Loyola Chicago, 12/10/22 |
| 1st Half Points | 45 | vs. The Citadel, 11/7/22 | 26 | vs. many (3), last vs. Loyola Chicago, 12/10/22 |
| 2nd Half Points | 51 | vs. Wake Forest, 12/2/22 | 29 | vs. Loyola Maryland, 11/21/22 |
| 1st Half Field Goal % | 55.2 | vs. Loyola Maryland, 11/21/22; Louisville, 1/11/23 | 35.5 | vs. Iowa, 11/25/22 |
| 2nd Half Field Goal % | 70.0 | vs. Wake Forest, 12/2/22 | 38.2 | vs. The Citadel, 11/7/22 |
| Scoring Margin | +29 | vs. Loyola Maryland, 11/21/22 | -18 | vs. Loyola Chicago, 12/10/22 |
| Field Goals Made | 32 | vs. Penn State, 11/29/22 | 21 | vs. Loyola Chicago, 12/10/22 |
| Field Goal Attempts | 66 | vs. Richmond, 12/17/22 | 43 | vs. California, 11/26/22; Wake Forest, 12/2/22 |
| Field Goal % | 56.4 | vs. USC Upstate, 11/15/22 | 37.7 | vs. South Carolina, 11/11/22 |
| 3-Pointers Made | 14 | vs. Towson, 12/7/22 | 3 | vs. Loyola Chicago, 12/10/22; Duke, 1/14/23 |
| 3-Point Attempts | 28 | vs. Bellarmine, 11/18/22 | 17 | vs. Pittsburgh, 1/7/23; Duke, 1/14/23 |
| 3-Point % (min. 10 att.) | 60.9 | vs. Towson, 12/7/22 | 14.3 | vs. Loyola Chicago, 12/10/22 |
| Free Throws Made | 26 | vs. Penn State, 11/29/22 | 5 | vs. South Carolina, 11/11/22 |
| Free Throw Attempts | 37 | vs. Penn State, 11/29/22 | 9 | vs. South Carolina, 11/11/22 |
| Free Throw % (min. 10 att.) | 96.0 | vs. Wake Forest, 12/2/22 | 55.6 | vs. South Carolina, 11/11/22 |
| Rebounds | 42 | vs. The Citadel, 11/7/22; NC State, 12/30/22 | 24 | vs. California, 11/26/22 |
| Offensive Rebounds | 13 | vs. The Citadel, 11/7/22 | 2 | vs. Wake Forest, 12/2/22; Virginia Tech, 1/4/23 |
| Rebound Margin | +14 | vs. Loyola Maryland, 11/21/22; Wake Forest, 12/2/22 | -18 | vs. South Carolina, 11/11/22 |
| Assists | 22 | vs. Penn State, 11/29/22 | 6 | vs. Loyola Chicago, 12/10/22 |
| Turnovers | 19 | vs. Wake Forest, 12/2/22 | 7 | vs. NC State, 12/30/22 |
| Blocked Shots | 5 | vs. many (3), last vs. NC State, 12/30/22 | 0 | vs. Iowa, 11/25/22 |
| Steals | 9 | vs. many (4), last vs. Richmond, 12/17/22 | 1 | vs. Towson, 12/7/22 |
| Fouls | 23 | vs. Iowa, 11/25/22; Pittsburgh, 1/7/23 | 9 | vs. Loyola Maryland, 11/21/22 |

CATEGORY

| | OPPONENT TEAM HIGH | | OPPONENT TEAM LOW | |
|-----------------------------|--------------------|--|-------------------|--|
| Total Points | 94 | by Penn State, 11/29/22 | 41 | by Loyola Maryland, 11/21/22 |
| 1st Half Points | 40 | by Pittsburgh, 1/7/23 | 14 | by Loyola Maryland, 11/21/22 |
| 2nd Half Points | 43 | by NC State, 12/30/22 | 24 | by Wake Forest, 12/2/22 |
| 1st Half Field Goal % | 58.3 | by Loyola Chicago, 12/10/22 | 25.0 | by Loyola Maryland, 11/21/22 |
| 2nd Half Field Goal % | 63.6 | by USC Upstate, 11/15/22 | 24.1 | by Wake Forest, 12/2/22 |
| Field Goals Made | 29 | by Penn State, 11/29/22 | 15 | by Loyola Maryland, 11/21/22 |
| Field Goal Attempts | 71 | by Penn State, 11/29/22 | 46 | by USC Upstate, 11/15/22 |
| Field Goal % | 56.3 | by Loyola Chicago, 12/10/22 | 28.8 | by Loyola Maryland, 11/21/22 |
| 3-Pointers Made | 12 | by Loyola Chicago, 12/10/22 | 3 | by California, 11/26/22; Duke, 1/14/23 |
| 3-Point Attempts | 36 | by Penn State, 11/29/22 | 15 | by USC Upstate, 11/15/22 |
| 3-Point % (min. 10 att.) | 50.0 | by Loyola Chicago, 12/10/22 | 15.0 | by California, 11/26/22; Duke, 1/14/23 |
| Free Throws Made | 25 | by Penn State, 11/29/22 | 5 | by Loyola Maryland, 11/21/22 |
| Free Throw Attempts | 30 | by Iowa, 11/25/22 | 8 | by Loyola Maryland, 11/21/22 |
| Free Throw % (min. 10 att.) | 90.0 | by California, 11/26/22 | 46.2 | by South Carolina, 11/11/22 |
| Rebounds | 50 | by South Carolina, 11/11/22 | 24 | by many (3), last vs. Wake Forest, 12/2/22 |
| Offensive Rebounds | 19 | by South Carolina, 11/11/22 | 1 | by Loyola Chicago, 12/10/22 |
| Assists | 18 | by Loyola Chicago, 12/10/22 | 8 | by Loyola Maryland, 11/21/22; Wake Forest, 12/2/22 |
| Turnovers | 19 | by South Carolina, 11/11/22 | 7 | by Towson, 12/7/22; Pittsburgh, 1/7/23 |
| Blocked Shots | 5 | by Georgia Tech, 12/21/22 | 0 | by Bellarmine, 11/18/22 |
| Steals | 9 | by Loyola Maryland, 11/21/22; Wake Forest, 12/2/22 | 1 | by The Citadel, 11/7/22 |
| Fouls | 28 | by Penn State, 11/29/22 | 14 | by Loyola Maryland, 11/21/22 |

CATEGORY

| | CLEMSON INDIVIDUAL BEST | | OPPONENT INDIVIDUAL BEST | |
|-----------------------|-------------------------|--|--------------------------|---|
| Points | 31 | by Hunter Tyson vs. NC State, 12/30/22 | 28 | by Jamarius Burton (Pittsburgh), 1/7/23 |
| Field Goals Made | 12 | by PJ Hall vs. Georgia Tech, 12/21/22 | 9 | by Jalen Pickett (Penn State), 11/29/22 |
| | | | | Philip Alston (Loyola Chicago), 12/10/22 |
| | | | | Jamarius Burton (Pittsburgh), 1/7/23 |
| Field Goal Attempts | 18 | by PJ Hall vs. Georgia Tech, 12/21/22 | 22 | by Kyle Filipowski (Duke), 1/14/23 |
| Field Goal Perfection | 5 | by Alex Hemenway vs. Loyola Maryland, 11/21/22 | 4 | by Charles Thompson (Towson), 12/7/22 |
| | | | | Tom Welch (Loyola Chicago), 12/10/22 |
| 3-Pointers Made | 5 | by Chase Hunter vs. Bellarmine, 11/18/22 | 5 | by Austin Ash (The Citadel), 11/7/22 |
| | | | | Braden Norris (Loyola Chicago), 12/10/22 |
| 3-Point Attempts | 9 | by Alex Hemenway vs. Bellarmine, 11/18/22 | 13 | by Terquavion Smith (NC State), 12/30/22 |
| 3-Point Perfection | 3 | by Alex Hemenway vs. Loyola Maryland, 11/21/22 | 3 | by Jae'Lyn Withers (Louisville), 1/11/23 |
| | | PJ Hall vs. Richmond, 12/17/22 | | |
| Free Throws Made | 9 | by Hunter Tyson vs. NC State, 12/30/22 | 11 | by Camren Wynter (Penn State), 11/29/22 |
| Free Throw Attempts | 11 | by PJ Hall vs. Penn State, 11/29/22 | 12 | by Camren Wynter (Penn State), 11/29/22 |
| Free Throw Perfection | 9 | by Hunter Tyson vs. NC State, 12/30/22 | 5 | by Seth Lundy (Penn State), 11/29/22 |
| Rebounds | 15 | by Hunter Tyson vs. NC State, 12/30/22 | 14 | by Kyle Filipowski (Duke), 1/14/23 |
| Offensive Rebounds | 9 | by Ian Schieffelin vs. The Citadel, 11/7/22 | 5 | by Josh Gray (South Carolina), 11/11/22 |
| | | | | Charles Thompson (Towson), 12/7/22 |
| | | | | Jalon Moore (Georgia Tech), 12/21/22 |
| | | | | Jack Clark (NC State), 12/30/22 |
| | | | | Kyle Filipowski (Duke), 1/14/23 |
| Assists | 8 | by Chase Hunter vs. Bellarmine, 11/18/22 | 8 | by Jalen Pickett (Penn State), 11/29/22 |
| Blocked Shots | 3 | by PJ Hall vs. NC State, 12/30/22 | 3 | by Stephen Clark (The Citadel), 11/7/22 |
| | | | | Josh Gray (South Carolina), 11/11/22 |
| | | | | Lars Thiemann (California), 11/26/22 |
| | | | | Philip Alston (Loyola Chicago), 12/10/22 |
| Steals | 3 | by Hunter Tyson vs. The Citadel, 11/7/22 | 4 | by Deon Perry (Loyola Maryland), 11/21/22 |
| | | PJ Hall vs. Loyola Chicago, 12/10/22 | | |
| | | Brevin Galloway vs. Louisville, 1/11/23 | | |
| Minutes | 46 | by Hunter Tyson vs. Penn State, 11/29/22 | 44 | by Seth Lundy (Penn State), 11/29/22 |

Bold denotes a Clemson home game; ^ - denotes one overtime period.

SUPERLATIVES UNDER BRAD BROWNELL

| CATEGORY | CLEMSON TEAM HIGH | | CLEMSON TEAM LOW | |
|-----------------------------|-------------------|--|------------------|--|
| Total Points | 101 | vs. Penn State, 11/29/22 | 36 | vs. Virginia, 1/23/18 |
| 1st Half Points | 54 | vs. Alabama A&M, 11/21/19 | 10 | vs. Duke, 1/8/13; Virginia, 2/7/13 |
| 2nd Half Points | 56 | vs. Wake Forest, 2/2/16; North Carolina, 1/16/18 | 13 | vs. Virginia, 1/23/18 |
| 1st Half Field Goal % | 69.6 | vs. Boston College, 2/22/20 | 12.0 | vs. Duke, 1/8/13 |
| 2nd Half Field Goal % | 85.0 | vs. Georgia Tech, 1/12/11 | 23.5 | vs. Duke, 3/2/11 |
| Scoring Margin | +45 | vs. Florida A&M, 11/14/14 | -48 | vs. Florida State, 2/5/17 |
| Field Goals Made | 35 | vs. The Citadel, 1/1/13; Bryant, 11/15/21 | 14 | vs. Louisville, 1/10/16; Virginia, 1/12/19; South Carolina, 12/15/19 |
| Field Goal Attempts | 73 | vs. Florida State, 3/4/12 | 33 | vs. Virginia, 1/12/13 |
| Field Goal % | 69.2 | vs. Georgia Tech, 1/12/11 | 25.9 | vs. Virginia, 1/12/19 |
| 3-Pointers Made | 15 | vs. North Carolina, 1/30/18 | 0 | vs. Virginia Tech, 3/1/12; at NC State, 1/26/19 |
| 3-Point Attempts | 36 | vs. Samford, 12/9/17; Virginia Tech, 2/21/18 | 7 | vs. at NC State, 1/26/19 |
| 3-Point % (min. 10 att.) | 78.6 | vs. Georgia Tech, 1/12/11 | 0.0 | vs. Virginia Tech, 3/1/12 |
| Free Throws Made | 32 | vs. Louisville, 1/10/16 | 0 | vs. Miami, 2/8/15; Duke, 1/25/22 |
| Free Throw Attempts | 46 | vs. Western Carolina, 11/12/10 | 1 | vs. Miami, 2/8/15; Duke, 1/25/22 |
| Free Throw % (min. 10 att.) | 100.0 | vs. Miami (15-15), 1/16/16 | 38.5 | vs. Wake Forest (5-13), 2/25/14 |
| Rebounds | 51 | vs. Presbyterian College, 12/15/15; South Carolina, 12/18/21 | 19 | vs. Virginia, 1/31/12 |
| Offensive Rebounds | 23 | vs. Oklahoma, 11/20/16; SC State, 12/13/16 | 2 | vs. Virginia, 1/19/16 |
| Rebound Margin | +23 | vs. North Carolina A&T, 11/12/17 | -22 | vs. Louisville, 1/10/16 |
| Assists | 22 | vs. many (4), last vs. Virginia Tech, 1/22/17 | 3 | vs. Duke, 1/8/13; Georgia Tech, 2/13/16 |
| Turnovers | 22 | vs. Florida State, 2/5/17 | 1 | vs. NC State, 2/20/16 |
| Blocked Shots | 12 | vs. Arizona, 12/8/12; South Carolina, 11/17/13 | 0 | vs. North Carolina, 2/28/13; Virginia Tech, 3/2/13 |
| Steals | 16 | vs. The Citadel, 1/1/13 | 0 | vs. Illinois, 3/23/14; NC State, 1/11/18 |
| Fouls | 25 | vs. many (4), last vs. Georgia Tech, 3/9/16 | 5 | vs. SC State, 12/13/16 |

| CATEGORY | OPPONENT TEAM HIGH | | OPPONENT TEAM LOW | |
|-----------------------------|--------------------|---|-------------------|---|
| Total Points | 109 | by Florida State, 2/5/17 | 35 | by Furman, 12/14/13 |
| 1st Half Points | 51 | by Florida State, 2/5/17 | 14 | by Louisville, 2/15/20; Loyola Maryland, 11/21/22 |
| 2nd Half Points | 58 | by Florida State, 2/5/17 | 11 | by Jacksonville, 12/20/19 |
| 1st Half Field Goal % | 64.0 | by Florida State, 3/4/12 | 17.2 | by Georgia Tech, 2/14/13 |
| 2nd Half Field Goal % | 72.0 | by Duke, 1/8/13 | 16.7 | by Delaware State, 11/13/13 |
| Field Goals Made | 41 | by Florida State, 2/5/17 | 11 | by Savannah State, 12/17/10 |
| Field Goal Attempts | 79 | by Maryland, 3/2/14 | 38 | by Wake Forest, 2/25/14 |
| Field Goal % | 66.1 | by Florida State, 2/5/17 | 22.9 | by Savannah State, 12/17/10 |
| 3-Pointers Made | 19 | vs. vs. Mississippi State, 12/8/18 | 1 | by many (6), last by Georgia Tech, 2/13/16 |
| 3-Point Attempts | 40 | by Davidson, 11/17/16 | 9 | by Furman, 11/16/12; UTEP, 11/23/12 |
| 3-Point % (min. 10 att.) | 72.7 | by Maryland, 2/7/12 | 7.7 | by Delaware State, 11/13/13 |
| Free Throws Made | 25 | by West Virginia, 3/17/11; Florida State, 2/15/22 | 1 | by Virginia, 2/14/12; SC State, 12/23/12 |
| Free Throw Attempts | 35 | by Maryland, 1/22/11 | 1 | by Virginia, 2/14/12 |
| Free Throw % (min. 10 att.) | 96.0 | by Colorado, 11/26/19 | 18.2 | by Davidson, 11/22/13 |
| Rebounds | 63 | by Maryland, 3/2/14 | 20 | by Delaware State, 12/27/10 |
| Offensive Rebounds | 24 | by Louisville, 1/10/16 | 1 | by Boston College, 1/12/12 |
| Assists | 26 | by Florida State, 2/5/17 | 2 | by Charleston Southern, 12/18/18 |
| Turnovers | 25 | by The Citadel, 1/1/13 | 4 | by Temple, 11/21/13 |
| Blocked Shots | 11 | by Virginia, 12/22/21 | 0 | by many (12), last by Hofstra, 11/17/17 |
| Steals | 17 | by Alabama, 12/12/20 | 0 | by Hofstra, 11/17/17 |
| Fouls | 32 | by Western Carolina, 11/12/10 | 7 | by Notre Dame, 2/12/22 |

| CATEGORY | CLEMSON INDIVIDUAL BEST | | OPPONENT INDIVIDUAL BEST | |
|-----------------------|-------------------------|---|--------------------------|--|
| Points | 33 | by Jaron Blossomgame vs. NC State, 2/20/16 | 40 | by Harrison Barnes (North Carolina), 3/12/11 |
| Field Goals Made | 13 | by many (3), last by Jaron Blossomgame vs. Notre Dame, 2/8/16 | 12 | by many (5), last Landers Nolley II (Virginia Tech), 11/5/19 |
| Field Goal Attempts | 24 | by K.J. McDaniels vs. Notre Dame, 2/11/14 | 23 | by Landers Nolley II (Virginia Tech), 11/5/19 |
| Field Goal Perfection | 7 | by Adonis Filer vs. The Citadel, 1/1/13 | 8 | by Mark Williams (Duke), 2/10/22 |
| | | Nick Honor (Temple), 11/18/21 | | |
| 3-Pointers Made | 8 | by Marcquise Reed vs. Virginia Tech, 2/21/18 | 8 | by Lamar Peters (Mississippi State), 12/8/18 |
| 3-Point Attempts | 20 | by Marcquise Reed vs. Virginia Tech, 2/21/18 | 12 | by Zane Johnson (Hawaii), 12/25/11 |
| | | | | Andrew White III (Syracuse), 2/7/17 |
| | | | | Gavin Block (Ohio), 11/16/17 |
| | | | | Demontrae Jefferson (Texas Southern), 11/24/17 |
| | | | | Ty-Shon Alexander (Creighton), 11/21/18 |
| | | | | Antoine Davis (Detroit Mercy), 11/17/19 |
| 3-Point Perfection | 5 | by Gabe DeVoe vs. Texas Southern, 11/24/17 | 5 | by Christian James (Oklahoma), 11/20/16 |
| | | | | Chris Childs (Bryant), 11/15/21 |
| Free Throws Made | 16 | by Milton Jennings vs. Virginia Tech, 1/27/13 | 15 | by Marcus Georges-Hunt (Georgia Tech), 3/9/16 |
| Free Throw Attempts | 18 | by Milton Jennings vs. Virginia Tech, 1/27/13 | 16 | by Marcus Georges-Hunt (Georgia Tech), 3/9/16 |
| Free Throw Perfection | 9 | by many (4), last by PJ Hall vs. Drake, 12/11/21 | 8 | by Erick Green (Virginia Tech), 3/8/12 |
| | | | | Charles Mann (Georgia), 12/22/15 |
| | | | | Jordan Dartis (Ohio), 11/16/17 |
| | | | | Theo Pinson (North Carolina), 1/16/18 |
| Rebounds | 16 | by Elijah Thomas vs. Texas Southern, 11/24/17 | 20 | by John Mooney (Notre Dame), 3/9/19 |
| Offensive Rebounds | 9 | by Ian Schieffelin vs. The Citadel, 11/7/22 | 8 | by Jordan Murphy (Minnesota), 11/30/15 |
| Assists | 11 | by Marcquise Reed vs. Georgia Tech, 1/28/18 | 13 | by Kendall Marshall (North Carolina), 2/18/12 |
| | | Clyde Trapp vs. Syracuse, 2/6/21 | | |
| Blocked Shots | 8 | by Jerai Grant vs. East Carolina, 12/29/10 | 7 | by James Banks III (Georgia Tech), 2/6/19 |
| | | Landry Nnoko vs. Virginia Tech, 2/6/16 | | |
| Steals | 6 | by Avry Holmes vs. Georgia Tech, 2/13/16 | 5 | by many (4), last by Lavar Batts (NC State), 1/11/18 |
| Minutes | 48 | by ^K.J. McDaniels vs. Maryland, 3/2/14 | 50 | by ^Eric Atkins (Notre Dame), 2/11/14 |

Bold denotes a Clemson home game; ^ - denotes one overtime period.

GAME-BY-GAME RESULTS

| | W/L | FG-FGA | Pct. | 3pt-A | Pct. | FT-FTA | Pct. | OR | DR | Tot | PF | A | TO | BLK | Stl | 1H | 2H | OT | Pts |
|-----------------|-----|--------|------|-------|------|--------|------|----|----|-----|----|----|----|-----|-----|----|----|-----|-----|
| Clemson | W | 30-65 | .462 | 7-22 | .318 | 13-18 | .722 | 13 | 29 | 42 | 15 | 19 | 8 | 1 | 8 | 45 | 35 | N/A | 80 |
| The Citadel | | 24-56 | .429 | 11-25 | .440 | 10-12 | .833 | 5 | 25 | 30 | 18 | 11 | 13 | 3 | 1 | 31 | 38 | N/A | 69 |
| Clemson | L | 23-61 | .377 | 7-18 | .389 | 5-9 | .556 | 9 | 23 | 32 | 17 | 13 | 13 | 4 | 9 | 26 | 32 | N/A | 58 |
| South Carolina | | 22-64 | .344 | 10-26 | .385 | 6-13 | .462 | 19 | 31 | 50 | 15 | 12 | 19 | 4 | 6 | 35 | 25 | N/A | 60 |
| Clemson | W | 31-55 | .564 | 8-21 | .381 | 11-18 | .611 | 7 | 22 | 29 | 18 | 17 | 9 | 1 | 6 | 41 | 40 | N/A | 81 |
| USC Upstate | | 24-46 | .522 | 6-15 | .400 | 16-22 | .727 | 4 | 21 | 25 | 21 | 9 | 12 | 2 | 4 | 32 | 38 | N/A | 70 |
| Clemson | W | 22-47 | .468 | 13-28 | .464 | 19-22 | .864 | 5 | 22 | 27 | 19 | 14 | 9 | 3 | 5 | 33 | 43 | N/A | 76 |
| Bellarmine | | 21-49 | .429 | 9-22 | .409 | 15-20 | .750 | 6 | 18 | 24 | 20 | 12 | 11 | 0 | 3 | 28 | 38 | N/A | 66 |
| Clemson | W | 27-56 | .482 | 8-21 | .381 | 10-12 | .833 | 9 | 32 | 41 | 9 | 16 | 15 | 4 | 9 | 43 | 29 | N/A | 72 |
| Loyola Maryland | | 15-52 | .288 | 6-24 | .250 | 5-8 | .625 | 7 | 20 | 27 | 14 | 8 | 18 | 2 | 9 | 14 | 27 | N/A | 41 |
| Clemson | L | 26-64 | .406 | 8-26 | .308 | 11-13 | .846 | 10 | 22 | 32 | 23 | 11 | 10 | 0 | 4 | 27 | 44 | N/A | 71 |
| Iowa | | 23-60 | .383 | 4-19 | .211 | 24-30 | .800 | 17 | 29 | 46 | 17 | 12 | 9 | 3 | 6 | 34 | 40 | N/A | 74 |
| Clemson | W | 23-43 | .535 | 7-17 | .412 | 14-19 | .737 | 3 | 21 | 24 | 17 | 15 | 8 | 4 | 8 | 31 | 36 | N/A | 67 |
| California | | 19-48 | .396 | 3-20 | .150 | 18-20 | .900 | 7 | 17 | 24 | 16 | 9 | 11 | 3 | 4 | 28 | 31 | N/A | 59 |
| Clemson | W | 32-63 | .508 | 11-21 | .524 | 26-37 | .703 | 6 | 31 | 37 | 22 | 22 | 10 | 5 | 2 | 29 | 42 | 30 | 101 |
| Penn State | | 29-71 | .408 | 11-36 | .306 | 25-29 | .862 | 12 | 31 | 43 | 28 | 12 | 11 | 2 | 5 | 35 | 36 | 23 | 94 |
| Clemson | W | 22-43 | .512 | 9-22 | .409 | 24-25 | .960 | 2 | 36 | 38 | 16 | 15 | 19 | 2 | 5 | 26 | 51 | N/A | 77 |
| Wake Forest | | 20-59 | .339 | 8-28 | .286 | 9-14 | .643 | 5 | 19 | 24 | 17 | 8 | 11 | 1 | 9 | 33 | 24 | N/A | 57 |
| Clemson | W | 28-52 | .538 | 14-23 | .609 | 10-15 | .667 | 7 | 26 | 33 | 17 | 21 | 13 | 3 | 1 | 37 | 43 | N/A | 80 |
| Towson | | 28-67 | .418 | 9-26 | .346 | 10-15 | .667 | 15 | 21 | 36 | 17 | 10 | 7 | 2 | 8 | 35 | 40 | N/A | 75 |
| Clemson | L | 21-54 | .389 | 3-21 | .143 | 13-16 | .813 | 7 | 21 | 28 | 17 | 6 | 14 | 2 | 9 | 26 | 32 | N/A | 58 |
| Loyola Chicago | | 27-48 | .563 | 12-24 | .500 | 10-12 | .833 | 1 | 26 | 27 | 19 | 18 | 18 | 4 | 6 | 37 | 39 | N/A | 76 |
| Clemson | W | 32-66 | .485 | 12-26 | .462 | 9-13 | .692 | 12 | 28 | 40 | 13 | 20 | 8 | 5 | 9 | 43 | 42 | N/A | 85 |
| Richmond | | 21-51 | .412 | 7-22 | .318 | 8-15 | .533 | 3 | 26 | 29 | 15 | 9 | 15 | 2 | 5 | 19 | 38 | N/A | 57 |
| Clemson | W | 31-62 | .500 | 5-18 | .278 | 12-13 | .923 | 8 | 32 | 40 | 22 | 20 | 11 | 3 | 3 | 40 | 39 | N/A | 79 |
| Georgia Tech | | 25-58 | .431 | 5-23 | .217 | 11-18 | .611 | 5 | 23 | 28 | 17 | 10 | 11 | 5 | 4 | 26 | 40 | N/A | 66 |
| Clemson | W | 25-60 | .417 | 6-20 | .300 | 22-24 | .917 | 8 | 34 | 42 | 17 | 13 | 7 | 5 | 3 | 28 | 50 | N/A | 78 |
| NC State | | 21-68 | .309 | 8-31 | .258 | 14-18 | .778 | 14 | 27 | 41 | 22 | 11 | 8 | 3 | 4 | 21 | 43 | N/A | 64 |
| Clemson | W | 22-53 | .415 | 9-23 | .391 | 15-18 | .833 | 2 | 34 | 36 | 21 | 11 | 14 | 4 | 5 | 29 | 39 | N/A | 68 |
| Virginia Tech | | 21-67 | .313 | 9-24 | .375 | 14-17 | .824 | 12 | 30 | 42 | 17 | 12 | 11 | 3 | 4 | 32 | 33 | N/A | 65 |
| Clemson | W | 25-53 | .472 | 7-17 | .412 | 18-24 | .750 | 7 | 29 | 36 | 23 | 14 | 8 | 2 | 3 | 38 | 37 | N/A | 75 |
| Pittsburgh | | 23-57 | .404 | 11-29 | .379 | 17-23 | .739 | 9 | 26 | 35 | 19 | 11 | 7 | 4 | 4 | 40 | 34 | N/A | 74 |
| Clemson | W | 28-53 | .528 | 8-21 | .381 | 19-23 | .826 | 7 | 26 | 33 | 20 | 11 | 11 | 4 | 7 | 40 | 43 | N/A | 83 |
| Louisville | | 22-54 | .407 | 9-20 | .450 | 17-23 | .739 | 11 | 19 | 30 | 21 | 10 | 15 | 1 | 5 | 28 | 42 | N/A | 70 |
| Clemson | W | 27-59 | .458 | 3-17 | .176 | 15-18 | .833 | 10 | 27 | 37 | 17 | 12 | 9 | 4 | 4 | 30 | 42 | N/A | 72 |
| Duke | | 24-63 | .381 | 3-20 | .150 | 13-18 | .722 | 15 | 24 | 39 | 18 | 9 | 11 | 4 | 4 | 34 | 30 | N/A | 64 |

BOX SCORES

| | | |
|-------------------------------------|--------------------------------|------------------|
| 1 | CLEMSON THE CITADEL | 80 69 |
| Nov. 7, 2022 | ATTENDANCE: 4,768 | |
| LITTLEJOHN COLISEUM / CLEMSON, S.C. | | |

| CLEMSON | FG | 3FG | FT | REB | PF | TP | A | TO | B | S | MIN |
|----------------|-------|------|-------|----------|----|----|----|----|---|---|-----|
| Tyson f | 6-12 | 1-5 | 6-9 | 3-10-13 | 1 | 19 | 2 | 3 | 0 | 1 | 38 |
| Middlebrooks c | 0-0 | 0-0 | 0-0 | 0-1-1 | 1 | 0 | 0 | 0 | 0 | 1 | 9 |
| C. Hunter g | 8-17 | 3-4 | 4-4 | 1-0-1 | 0 | 23 | 7 | 0 | 0 | 0 | 33 |
| Galloway g | 4-10 | 1-5 | 2-2 | 0-4-4 | 4 | 11 | 4 | 1 | 0 | 2 | 26 |
| Hemenway g | 3-9 | 1-6 | 0-0 | 0-3-3 | 2 | 7 | 1 | 2 | 0 | 1 | 35 |
| D. Hunter | 0-1 | 0-0 | 0-0 | 0-2-2 | 2 | 0 | 0 | 1 | 0 | 1 | 11 |
| Schieffelin | 9-13 | 1-2 | 1-3 | 9-5-14 | 1 | 20 | 2 | 1 | 1 | 0 | 31 |
| Godfrey | 0-0 | 0-0 | 0-0 | 0-1-1 | 1 | 0 | 2 | 0 | 0 | 0 | 4 |
| Beadle | 0-3 | 0-0 | 0-0 | 0-1-1 | 3 | 0 | 1 | 0 | 0 | 0 | 12 |
| TEAM | | | | 0-2-2 | | | | | | | 0 |
| Totals | 30-65 | 7-22 | 13-18 | 13-29-42 | 15 | 80 | 19 | 8 | 1 | 8 | 200 |
| Pct. | 46.2 | 31.8 | 72.2 | DR: 2.0 | | | | | | | |

FG (1st Half: 17-31 54.8%; 2nd Half: 13-34 38.2%)

3FG (1st Half: 5-11 45.5%; 2nd Half: 2-11 18.2%)

FT (1st Half: 6-7 85.7%; 2nd Half: 7-11 63.6%)

| THE CITADEL | FG | 3FG | FT | REB | PF | TP | A | TO | B | S | MIN |
|---------------|-------|-------|-------|---------|----|----|----|----|---|---|-----|
| Clark f | 7-15 | 2-3 | 0-1 | 0-5-5 | 3 | 16 | 2 | 3 | 3 | 0 | 35 |
| Spence f | 2-3 | 0-0 | 0-0 | 2-0-2 | 4 | 0 | 0 | 0 | 0 | 0 | 13 |
| Ash g | 7-15 | 5-10 | 0-0 | 0-5-5 | 1 | 19 | 2 | 0 | 0 | 0 | 36 |
| Durr g | 3-7 | 0-0 | 6-7 | 0-6-6 | 4 | 12 | 2 | 3 | 0 | 0 | 23 |
| McCallister g | 3-5 | 3-5 | 4-4 | 2-3-5 | 2 | 13 | 1 | 3 | 0 | 0 | 25 |
| Maynard | 0-3 | 0-3 | 0-0 | 0-1-1 | 4 | 0 | 3 | 0 | 0 | 0 | 20 |
| Morgan | 1-7 | 1-4 | 0-0 | 0-1-1 | 2 | 3 | 1 | 3 | 0 | 0 | 27 |
| Carpio | 0-0 | 0-0 | 0-0 | 0-0-0 | 0 | 0 | 0 | 0 | 0 | 0 | 1 |
| Engler | 0-0 | 0-0 | 0-0 | 1-0-1 | 0 | 0 | 0 | 0 | 0 | 0 | 6 |
| Conrad | 0-0 | 0-0 | 0-0 | 0-0-0 | 0 | 0 | 0 | 0 | 0 | 0 | 1 |
| Price | 1-1 | 0-0 | 0-0 | 0-1-1 | 0 | 2 | 0 | 0 | 0 | 0 | 4 |
| Green | 0-0 | 0-0 | 0-0 | 0-1-1 | 0 | 0 | 0 | 0 | 0 | 0 | 4 |
| TEAM | | | | 0-2-2 | | | | | | | 1 |
| Totals | 24-56 | 11-25 | 10-12 | 5-25-30 | 18 | 69 | 11 | 13 | 3 | 1 | 200 |
| Pct. | 42.9 | 44.0 | 83.3 | DR: 0.0 | | | | | | | |

FG (1st Half: 11-25 44.0%; 2nd Half: 13-31 41.9%)

3FG (1st Half: 4-10 40.0%; 2nd Half: 7-15 46.7%)

FT (1st Half: 5-6 83.3%; 2nd Half: 5-6 83.3%)

OFFICIALS: Bert Smith, Nick Heater, JP Primm
TECHNICAL FOULS: None

| SCORE BY PERIODS | 1ST | 2ND | TOTAL |
|------------------|-----|-----|-------|
| Clemson | 45 | 35 | 80 |
| The Citadel | 31 | 38 | 69 |

| | | |
|--------------------------------------|-----------------------------------|------------------|
| 2 | SOUTH CAROLINA CLEMSON | 60 58 |
| Nov. 11, 2022 | ATTENDANCE: 13,380 | |
| COLONIAL LIFE ARENA / COLUMBIA, S.C. | | |

| SOUTH CAROLINA | FG | 3FG | FT | REB | PF | TP | A | TO | B | S | MIN |
|-----------------|-------|-------|------|----------|----|----|----|----|---|---|-----|
| Brown f | 3-12 | 2-6 | 1-2 | 3-3-6 | 4 | 9 | 1 | 3 | 0 | 1 | 27 |
| Jackson f | 4-13 | 1-3 | 3-4 | 3-8-8 | 1 | 12 | 0 | 1 | 0 | 2 | 34 |
| Bosmans-Vedok f | 1-1 | 0-0 | 0-0 | 1-3-4 | 4 | 2 | 7 | 0 | 0 | 0 | 15 |
| Carter Jr. g | 6-9 | 4-6 | 0-0 | 0-1-1 | 0 | 16 | 3 | 3 | 0 | 2 | 31 |
| Johnson g | 1-8 | 1-6 | 0-1 | 1-4-5 | 3 | 3 | 2 | 4 | 1 | 0 | 31 |
| Wright | 4-8 | 2-2 | 0-0 | 1-3-4 | 1 | 10 | 2 | 1 | 0 | 0 | 22 |
| Davis | 0-2 | 0-2 | 0-1 | 1-2-3 | 0 | 0 | 1 | 0 | 0 | 1 | 12 |
| Gray | 2-6 | 0-0 | 2-5 | 5-5-10 | 1 | 6 | 1 | 0 | 3 | 0 | 19 |
| Hankins-Sanford | 1-5 | 0-1 | 0-0 | 1-4-5 | 1 | 2 | 0 | 0 | 0 | 0 | 7 |
| TEAM | | | | 3-1-4 | | | | | | | 0 |
| Totals | 22-64 | 10-26 | 6-13 | 19-31-50 | 15 | 60 | 12 | 19 | 4 | 6 | 200 |
| Pct. | 34.4 | 38.5 | 46.2 | DR: 5.0 | | | | | | | |

FG (1st Half: 12-32 37.5%; 2nd Half: 10-32 31.3%)

3FG (1st Half: 6-14 42.9%; 2nd Half: 4-12 33.3%)

FT (1st Half: 5-11 45.5%; 2nd Half: 1-2 50.0%)

| CLEMSON | FG | 3FG | FT | REB | PF | TP | A | TO | B | S | MIN |
|----------------|-------|------|------|---------|----|----|----|----|---|---|-----|
| Tyson f | 4-11 | 2-5 | 0-1 | 0-4-4 | 4 | 10 | 2 | 3 | 0 | 1 | 27 |
| Middlebrooks c | 1-3 | 0-0 | 0-2 | 1-1-2 | 0 | 2 | 0 | 0 | 1 | 2 | 10 |
| C. Hunter g | 5-12 | 0-1 | 3-4 | 1-4-5 | 1 | 13 | 5 | 1 | 0 | 1 | 33 |
| Galloway g | 4-9 | 3-6 | 2-2 | 1-2-3 | 4 | 13 | 2 | 2 | 1 | 2 | 30 |
| Hemenway g | 1-2 | 1-1 | 0-0 | 0-3-3 | 2 | 3 | 2 | 2 | 1 | 0 | 32 |
| Godfrey | 0-2 | 0-1 | 0-0 | 0-1-1 | 1 | 0 | 0 | 0 | 0 | 0 | 8 |
| Hall | 7-12 | 1-4 | 0-0 | 1-4-5 | 3 | 15 | 0 | 2 | 1 | 1 | 22 |
| D. Hunter | 0-1 | 0-0 | 0-0 | 0-0-0 | 1 | 0 | 1 | 0 | 0 | 0 | 7 |
| Beadle | 0-4 | 0-0 | 0-0 | 1-1-2 | 0 | 0 | 0 | 1 | 0 | 2 | 14 |
| Schieffelin | 0-4 | 0-0 | 0-0 | 1-1-2 | 0 | 0 | 1 | 1 | 0 | 0 | 11 |
| Wiggins | 1-1 | 0-0 | 0-0 | 0-0-0 | 1 | 2 | 0 | 1 | 0 | 0 | 3 |
| TEAM | | | | 3-2-5 | | | | | | | 0 |
| Totals | 23-61 | 7-18 | 5-9 | 9-23-32 | 17 | 58 | 13 | 13 | 4 | 9 | 200 |
| Pct. | 37.7 | 38.9 | 55.6 | DR: 2.2 | | | | | | | |

FG (1st Half: 10-28 35.7%; 2nd Half: 13-33 39.4%)

3FG (1st Half: 4-9 44.4%; 2nd Half: 3-9 33.3%)

FT (1st Half: 2-3 66.7%; 2nd Half: 3-6 50.0%)

OFFICIALS: Terry Oglesby, Vladimir Voyard-Tadal, Jerry Heater
TECHNICAL FOULS: None

| SCORE BY PERIODS | 1ST | 2ND | TOTAL |
|------------------|-----|-----|-------|
| South Carolina | 35 | 25 | 60 |
| Clemson | 26 | 32 | 58 |

| | | |
|-------------------------------------|--------------------------------|------------------|
| 3 | CLEMSON USC UPSTATE | 81 70 |
| Nov. 15, 2022 | ATTENDANCE: 5,002 | |
| LITTLEJOHN COLISEUM / CLEMSON, S.C. | | |

| CLEMSON | FG | 3FG | FT | REB | PF | TP | A | TO | B | S | MIN |
|----------------|-------|------|-------|---------|----|----|----|----|---|---|-----|
| Tyson f | 4-11 | 0-4 | 0-0 | 5-7-12 | 1 | 8 | 3 | 0 | 0 | 0 | 37 |
| Middlebrooks c | 0-0 | 0-0 | 1-2 | 0-1-1 | 1 | 1 | 1 | 1 | 0 | 0 | 7 |
| C. Hunter g | 7-12 | 4-6 | 2-4 | 0-3-3 | 4 | 20 | 3 | 2 | 1 | 0 | 35 |
| Galloway g | 4-6 | 0-1 | 7-8 | 0-5-5 | 2 | 15 | 2 | 1 | 0 | 2 | 33 |
| Hemenway g | 7-9 | 4-6 | 0-0 | 0-1-1 | 3 | 18 | 2 | 0 | 0 | 1 | 26 |
| D. Hunter | 1-3 | 0-1 | 0-1 | 0-0-0 | 2 | 2 | 1 | 0 | 0 | 0 | 14 |
| Schieffelin | 1-1 | 0-0 | 0-0 | 1-3-4 | 1 | 2 | 3 | 0 | 0 | 1 | 14 |
| Hall | 6-11 | 0-2 | 1-3 | 1-1-2 | 2 | 13 | 2 | 2 | 0 | 2 | 21 |
| Beadle | 1-2 | 0-1 | 0-0 | 0-0-0 | 1 | 2 | 0 | 2 | 0 | 0 | 11 |
| Godfrey | 0-0 | 0-0 | 0-0 | 0-0-0 | 1 | 0 | 0 | 0 | 0 | 0 | 1 |
| TEAM | | | | 0-1-1 | | | | | | | 1 |
| Totals | 31-55 | 8-21 | 11-18 | 7-22-29 | 18 | 81 | 17 | 9 | 1 | 6 | 200 |
| Pct. | 56.4 | 38.1 | 61.1 | DR: 3.0 | | | | | | | |

FG (1st Half: 14-26 53.8%; 2nd Half: 17-29 58.6%)

3FG (1st Half: 4-11 36.4%; 2nd Half: 4-10 40.0%)

FT (1st Half: 9-12 75.0%; 2nd Half: 2-6 33.3%)

| USC UPSTATE | FG | 3FG | FT | REB | PF | TP | A | TO | B | S | MIN |
|--------------|-------|------|-------|---------|----|----|---|----|---|---|-----|
| Smith f | 1-6 | 0-1 | 2-2 | 0-4-4 | 0 | 4 | 0 | 1 | 1 | 0 | 26 |
| N'Diaye f | 1-1 | 0-0 | 0-2 | 0-6-6 | 1 | 2 | 0 | 1 | 0 | 0 | 18 |
| Gainey g | 8-16 | 2-5 | 6-6 | 1-3-4 | 3 | 24 | 2 | 2 | 0 | 1 | 34 |
| Broadnax g | 5-8 | 0-2 | 6-9 | 0-1-1 | 3 | 16 | 5 | 0 | 0 | 1 | 37 |
| Rideau Jr. g | 0-1 | 0-1 | 0-0 | 0-0-0 | 3 | 0 | 0 | 1 | 0 | 1 | 18 |
| Bailey | 5-8 | 3-4 | 2-2 | 2-2-4 | 2 | 15 | 0 | 2 | 0 | 1 | 32 |
| Langlais | 3-4 | 0-0 | 0-1 | 0-2-2 | 4 | 6 | 0 | 1 | 1 | 0 | 15 |
| Surraat | 1-2 | 1-2 | 0-0 | 0-2-2 | 3 | 3 | 0 | 2 | 0 | 0 | 14 |
| Sheida | 0-0 | 0-0 | 0-0 | 0-0-0 | 2 | 0 | 2 | 0 | 0 | 0 | 3 |
| TEAM | | | | 1-1-2 | | | | | | | 0 |
| Totals | 24-46 | 6-15 | 16-22 | 4-21-25 | 21 | 70 | 9 | 12 | 2 | 4 | 200 |
| Pct. | 52.2 | 40.0 | 72.7 | DR: 2.0 | | | | | | | |

FG (1st Half: 10-24 41.7%; 2nd Half: 14-22 63.6%)

3FG (1st Half: 4-11 36.4%; 2nd Half: 2-4 50.0%)

FT (1st Half: 8-12 66.7%; 2nd Half: 8-10 80.0%)

OFFICIALS: AJ Desai, Tony Henderson, Ryan Sassano
TECHNICAL FOULS: None

| SCORE BY PERIODS | 1ST | 2ND | TOTAL |
|------------------|-----|-----|-------|
| Clemson | 41 | 40 | 81 |
| USC Upstate | 32 | 38 | 70 |

| | | |
|-------------------------------------|-------------------------------|------------------|
| 4 | CLEMSON BELLARMINE | 76 66 |
| Nov. 18, 2022 | ATTENDANCE: 6,137 | |
| LITTLEJOHN COLISEUM / CLEMSON, S.C. | | |

| CLEMSON | FG | 3FG | FT | REB | PF | TP | A | TO | B | S | MIN |
|----------------|-------|-------|-------|---------|----|----|----|----|---|---|-----|
| Tyson f | 3-9 | 3-5 | 2-2 | 2-8-10 | 0 | 11 | 1 | 0 | 1 | 2 | 35 |
| Middlebrooks c | 2-3 | 0-0 | 0-0 | 2-1-3 | 4 | 4 | 0 | 0 | 0 | 0 | 9 |
| C. Hunter g | 5-8 | 5-6 | 0-0 | 0-2-2 | 3 | 15 | 8 | 3 | 0 | 0 | 37 |
| Galloway g | 4-7 | 1-4 | 5-7 | 0-2-2 | 4 | 14 | 3 | 2 | 0 | 1 | 30 |
| Hemenway g | 3-9 | 3-9 | 0-0 | 0-0-0 | 4 | 9 | 0 | 1 | 0 | 0 | 34 |
| Schieffelin | 4-6 | 0-1 | 5-5 | 0-3-3 | 2 | 13 | 0 | 1 | 1 | 1 | 19 |
| Hall | 1-3 | 1-1 | 7-8 | 1-3-4 | 1 | 10 | 0 | 1 | 1 | 1 | 19 |
| D. Hunter | 0-1 | 0-1 | 0-0 | 0-2-2 | 0 | 0 | 1 | 0 | 0 | 0 | 5 |
| Wiggins | 0-1 | 0-1 | 0-0 | 0-0-0 | 1 | 0 | 1 | 0 | 0 | 0 | 10 |
| TEAM | | | | 0-1-1 | | | | | | | 0 |
| Totals | 22-47 | 13-28 | 19-22 | 5-22-27 | 19 | 76 | 14 | 9 | 3 | 5 | 200 |
| Pct. | 46.8 | 46.4 | 86.4 | DR: 2.1 | | | | | | | |

FG (1st Half: 9-23 39.1%; 2nd Half: 13-24 54.2%)

3FG (1st Half: 7-16 43.8%; 2nd Half: 6-12 50.0%)

FT (1st Half: 8-11 72.7%; 2nd Half: 11-11 100.0%)

| BELLARMINE | FG | 3FG | FT | REB | PF | TP | A | TO | B | S | MIN |
|------------|-------|------|-------|---------|----|----|----|----|---|---|-----|
| Hopf f | 2-3 | 2-2 | 2-2 | 1-0-1 | 4 | 8 | 0 | 1 | 0 | 0 | 17 |
| Betz g | 3-8 | 1-5 | 5-6 | 1-6-7 | 4 | 12 | 4 | 0 | 0 | 0 | 39 |
| Suder g | 4-11 | 0-2 | 1-2 | 0-2-2 | 3 | 9 | 2 | 1 | 0 | 2 | 28 |
| Tipton g | 3-9 | 1-4 | 2-2 | 1-1-2 | 2 | 9 | 0 | 1 | 0 | 0 | 22 |
| Wieland g | 5-9 | 1-4 | 5-7 | 0-5-5 | 0 | 16 | 2 | 1 | 0 | 1 | 31 |
| Johnson | 2-4 | 2-2 | 0-0 | 0-1-1 | 2 | 6 | 2 | 0 | 0 | 0 | 21 |
| Pfriem | 0-2 | 0-1 | 0-0 | 2-2-4 | 0 | 0 | 2 | 2 | 0 | 0 | 23 |
| Hatton | 1-2 | 1-1 | 0-0 | 0-0-0 | 1 | 3 | 0 | 1 | 0 | 0 | 11 |
| DeVault | 1-1 | 1-1 | 0-1 | 0-0-0 | 2 | 3 | 0 | 1 | 0 | 0 | 5 |
| Thelan | 0-0 | 0-0 | 0-0 | 0-1-1 | 1 | 0 | 0 | 1 | 0 | 0 | 2 |
| TEAM | | | | 1-0-1 | | | | 2 | | | |
| Totals | 21-49 | 9-22 | 15-20 | 6-18-24 | 20 | 66 | 12 | 11 | 0 | 3 | 200 |
| Pct. | 42.9 | 40.9 | 75.0 | DR: 4.3 | | | | | | | |

BOX SCORES

7

Nov. 26, 2022

CALIFORNIA CLEMSON

ATTENDANCE: 1,100

59

67

RAIDER ARENA / DESTIN, FLA.

| CALIFORNIA | FG | 3FG | FT | REB | PF | TP | A | TO | B | S | MIN |
|------------|-------|------|-------|---------|----|----|---|----|---|---|-----|
| Kuany f | 2-8 | 0-4 | 7-8 | 3-1-4 | 4 | 11 | 2 | 1 | 0 | 1 | 26 |
| Newell f | 3-7 | 1-4 | 2-2 | 0-4-4 | 2 | 9 | 1 | 1 | 0 | 0 | 29 |
| Thiemann c | 6-7 | 0-0 | 3-3 | 3-2-5 | 2 | 15 | 0 | 2 | 3 | 0 | 26 |
| Brown g | 2-3 | 0-1 | 0-0 | 0-3-3 | 4 | 4 | 4 | 1 | 0 | 0 | 32 |
| Askew g | 5-17 | 2-9 | 6-7 | 0-1-1 | 0 | 18 | 2 | 0 | 2 | 0 | 32 |
| Roberson | 0-1 | 0-0 | 0-0 | 0-0-0 | 3 | 0 | 0 | 3 | 0 | 0 | 10 |
| Bowser | 0-3 | 0-2 | 0-0 | 0-2-2 | 1 | 0 | 0 | 0 | 0 | 0 | 1 |
| Okafor | 1-1 | 0-0 | 0-0 | 0-1-1 | 0 | 2 | 0 | 0 | 0 | 0 | 13 |
| Anyanwu | 0-1 | 0-0 | 0-0 | 0-3-3 | 0 | 0 | 0 | 0 | 0 | 0 | 11 |
| TEAM | | | | 1-0-1 | | | | | | | 1 |
| Totals | 19-48 | 3-20 | 18-20 | 7-17-24 | 16 | 59 | 9 | 11 | 3 | 4 | 200 |
| Pct. | 39.6 | 15.0 | 90.0 | DR: 2.0 | | | | | | | |

FG (1st Half: 6-22 27.3%; 2nd Half: 13-26 50.0%)

3FG (1st Half: 2-12 16.7%; 2nd Half: 1-8 12.5%)

FT (1st Half: 14-15 93.3%; 2nd Half: 4-5 80.0%)

| CLEMSON | FG | 3FG | FT | REB | PF | TP | A | TO | B | S | MIN | |
|----------------|-------|------|-------|---------|----|----|----|----|---|---|-----|----|
| Tyson f | 4-8 | 2-4 | 4-4 | 0-5-5 | 3 | 14 | 0 | 1 | 0 | 1 | 28 | |
| Middlebrooks c | 3-4 | 0-0 | 0-0 | 1-7-8 | 3 | 6 | 1 | 1 | 1 | 0 | 21 | |
| C. Hunter g | 5-10 | 3-6 | 1-3 | 0-1-1 | 1 | 14 | 7 | 3 | 0 | 2 | 35 | |
| Galloway g | 4-6 | 1-3 | 4-6 | 0-1-1 | 4 | 13 | 1 | 1 | 0 | 0 | 33 | |
| Hemenway g | 1-2 | 1-2 | 4-4 | 1-5-6 | 2 | 7 | 2 | 0 | 0 | 0 | 34 | |
| D. Hunter | 0-1 | 0-1 | 0-0 | 0-0-0 | 1 | 0 | 3 | 0 | 1 | 0 | 13 | |
| Schieffelin | 0-1 | 0-0 | 0-0 | 0-1-1 | 1 | 0 | 0 | 0 | 0 | 0 | 1 | 10 |
| Hall | 5-10 | 0-1 | 0-0 | 0-0-0 | 1 | 10 | 0 | 1 | 0 | 0 | 14 | |
| Beadle | 0-0 | 0-0 | 0-0 | 0-0-0 | 0 | 0 | 0 | 0 | 0 | 0 | 0 | 5 |
| Godfrey | 1-1 | 0-0 | 1-2 | 0-0-0 | 1 | 3 | 1 | 0 | 0 | 0 | 0 | 5 |
| TEAM | | | | 1-1-2 | | | | | | | 1 | |
| Totals | 23-43 | 7-17 | 14-19 | 3-21-24 | 17 | 67 | 15 | 8 | 2 | 4 | 200 | |
| Pct. | 53.5 | 41.2 | 73.7 | DR: 5.1 | | | | | | | | |

FG (1st Half: 12-22 54.5%; 2nd Half: 11-21 52.4%)

3FG (1st Half: 3-8 37.5%; 2nd Half: 4-9 44.4%)

FT (1st Half: 4-6 66.7%; 2nd Half: 10-13 76.9%)

OFFICIALS: John Higgins, Randy McCall, Pat Adams

TECHNICAL FOULS: None

| SCORE BY PERIODS | 1ST | 2ND | TOTAL |
|------------------|-----|-----|-------|
| California | 28 | 31 | 59 |
| Clemson | 31 | 36 | 67 |

| 8 | | CLEMSON | | | | | | | | | | | 101 |
|-------------------------------------|--|------------|-------|-------|---------|----|-----|----|----|---|---|-----|-----|
| Nov. 29, 2022 | | PENN STATE | | | | | | | | | | | 94 |
| ATTENDANCE: 5,861 | | | | | | | | | | | | | |
| LITTLEJOHN COLISEUM / CLEMSON, S.C. | | | | | | | | | | | | | |
| CLEMSON | | FG | 3FG | FT | REB | PF | TP | A | TO | B | S | MIN | |
| Tyson f | | 7-11 | 3-4 | 7-8 | 1-8-9 | 2 | 24 | 3 | 0 | 0 | 1 | 46 | |
| Hall c | | 6-8 | 2-2 | 8-11 | 1-2-3 | 0 | 22 | 0 | 0 | 1 | 1 | 24 | |
| C. Hunter g | | 1-12 | 1-3 | 4-4 | 0-1-1 | 5 | 7 | 5 | 1 | 1 | 0 | 29 | |
| Galloway g | | 4-8 | 1-4 | 0-2 | 0-3-3 | 3 | 9 | 4 | 2 | 1 | 0 | 42 | |
| Hemenway g | | 5-8 | 4-6 | 1-2 | 0-4-4 | 3 | 15 | 3 | 1 | 0 | 0 | 41 | |
| D. Hunter | | 0-1 | 0-0 | 0-0 | 0-2-2 | 0 | 0 | 3 | 2 | 0 | 0 | 10 | |
| Middlebrooks | | 3-5 | 0-1 | 2-3 | 1-0-1 | 0 | 8 | 0 | 2 | 0 | 0 | 9 | |
| Schieffelin | | 2-4 | 0-1 | 4-7 | 1-3-4 | 4 | 8 | 1 | 0 | 0 | 0 | 16 | |
| Godfrey | | 2-2 | 0-0 | 0-0 | 0-3-3 | 1 | 4 | 0 | 1 | 0 | 0 | 5 | |
| Wiggins | | 0-0 | 0-0 | 0-0 | 0-0-0 | 0 | 0 | 0 | 0 | 0 | 0 | 6 | |
| Beadle | | 2-4 | 0-0 | 0-0 | 0-2-2 | 4 | 4 | 3 | 1 | 2 | 0 | 19 | |
| TEAM | | | | | 2-3-5 | | | | | | | 0 | |
| Totals | | 32-63 | 11-21 | 26-37 | 6-31-37 | 22 | 101 | 22 | 10 | 5 | 2 | 200 | |
| Pct. | | 50.8 | 52.4 | 70.3 | DR: 4.1 | | | | | | | | |

FG (1st Half: 11-25 44.0%; 2nd Half: 13-24 54.2%; 2OT: 8-14 57.1%)

3FG (1st Half: 5-10 50.0%; 2nd Half: 4-6 66.7%; 2OT: 2-5 40.0%)

FT (1st Half: 2-4 50.0%; 2nd Half: 12-19 63.2%; 2OT: 12-14 85.7%)

| PENN STATE | FG | 3FG | FT | REB | PF | TP | A | TO | B | S | MIN | |
|------------|-------|-------|-------|----------|----|----|----|----|---|---|-----|----|
| Lundy f | 7-12 | 4-8 | 5-5 | 3-9-12 | 4 | 23 | 0 | 0 | 0 | 0 | 44 | |
| Njie f | 0-2 | 0-1 | 0-0 | 0-3-3 | 3 | 0 | 1 | 2 | 2 | 0 | 21 | |
| Funk g | 4-9 | 2-5 | 4-6 | 0-4-4 | 1 | 14 | 1 | 1 | 0 | 0 | 43 | |
| Wynter g | 6-12 | 3-6 | 11-12 | 1-3-4 | 4 | 26 | 1 | 1 | 0 | 1 | 41 | |
| Pickett g | 9-21 | 0-7 | 5-6 | 1-6-7 | 4 | 23 | 8 | 4 | 0 | 1 | 44 | |
| Dread | 0-6 | 0-6 | 0-0 | 1-1-2 | 5 | 0 | 0 | 0 | 1 | 0 | 1 | 21 |
| Dorsey | 0-0 | 0-0 | 0-0 | 0-1-1 | 2 | 0 | 0 | 0 | 0 | 0 | 2 | 10 |
| Johnson | 2-2 | 2-2 | 0-0 | 1-2-3 | 1 | 6 | 0 | 0 | 0 | 0 | 0 | 11 |
| Mahaffey | 0-1 | 0-0 | 0-0 | 0-0-0 | 2 | 0 | 0 | 0 | 0 | 0 | 0 | 2 |
| Clary | 1-3 | 0-0 | 0-0 | 1-1-2 | 0 | 2 | 1 | 0 | 0 | 0 | 0 | 8 |
| Henn | 0-3 | 0-1 | 0-0 | 0-0-0 | 2 | 0 | 0 | 0 | 0 | 0 | 0 | 5 |
| TEAM | | | | 4-1-5 | | | | | | | 2 | |
| Totals | 29-71 | 11-36 | 25-29 | 12-31-43 | 28 | 94 | 12 | 11 | 2 | 5 | 200 | |
| Pct. | 40.8 | 30.6 | 86.2 | DR: 2.1 | | | | | | | | |

FG (1st Half: 14-28 50.0%; 2nd Half: 9-29 31.0%; 2OT: 6-14 42.9%)

3FG (1st Half: 6-13 46.2%; 2nd Half: 3-16 18.8%; 2OT: 2-7 28.6%)

FT (1st Half: 1-3 33.3%; 2nd Half: 15-16 93.8%; 2OT: 9-10 90.0%)

OFFICIALS: Ron Groover, Jeffrey Anderson, Lee Cassell

TECHNICAL FOULS: None

| SCORE BY PERIODS | 1ST | 2ND | OT | OT | TOTAL |
|------------------|-----|-----|----|----|-------|
| Clemson | 29 | 42 | 12 | 18 | 101 |
| Penn State | 35 | 36 | 12 | 11 | 94 |

| | | | | | | | | | | | | |
|-------------------------------------|--|-------------------|------|-------|---------|----|----|----|----|---|---|-----|
| 9 | | CLEMSON | | | | | | | | | | 77 |
| Dec. 2, 2022 | | WAKE FOREST | | | | | | | | | | 57 |
| | | ATTENDANCE: 6,599 | | | | | | | | | | |
| LITTLEJOHN COLISEUM / CLEMSON, S.C. | | | | | | | | | | | | |
| CLEMSON | | FG | 3FG | FT | REB | PF | TP | A | TO | B | S | MIN |
| Tyson f | | 3-6 | 1-2 | 8-8 | 0-10-10 | 1 | 15 | 2 | 1 | 0 | 2 | 34 |
| Hall c | | 7-11 | 2-4 | 5-6 | 0-8-8 | 2 | 21 | 0 | 3 | 1 | 1 | 22 |
| C. Hunter g | | 3-7 | 0-4 | 5-5 | 0-3-3 | 3 | 11 | 4 | 7 | 1 | 0 | 30 |
| Galloway g | | 5-10 | 2-6 | 2-2 | 0-4-4 | 2 | 14 | 3 | 4 | 0 | 0 | 29 |
| Hemenway g | | 4-6 | 4-6 | 0-0 | 0-1-1 | 2 | 12 | 2 | 1 | 0 | 0 | 32 |
| Beadle | | 0-1 | 0-0 | 0-0 | 0-3-3 | 2 | 0 | 1 | 0 | 0 | 0 | 20 |
| D. Hunter | | 0-1 | 0-0 | 0-0 | 0-0-0 | 0 | 0 | 0 | 0 | 0 | 0 | 6 |
| Middlebrooks | | 0-1 | 0-0 | 2-2 | 0-0-0 | 2 | 2 | 0 | 0 | 0 | 0 | 1 |
| Godfrey | | 0-0 | 0-0 | 0-0 | 0-0-0 | 0 | 0 | 0 | 0 | 0 | 0 | 2 |
| Schieffelin | | 0-0 | 0-0 | 2-2 | 1-5-6 | 2 | 2 | 3 | 0 | 0 | 0 | 1 |
| Wiggins | | 0-0 | 0-0 | 0-0 | 0-0-0 | 0 | 0 | 0 | 0 | 0 | 0 | 1 |
| TEAM | | | | | 1-2-3 | | | | 1 | | | |
| Totals | | 22-43 | 9-22 | 24-25 | 2-36-38 | 16 | 77 | 15 | 19 | 2 | 5 | 200 |
| Pct. | | 51.2 | 40.9 | 96.0 | DR: 0.0 | | | | | | | |

FG (1st Half: 8-23 34.8%; 2nd Half: 14-20 70.0%)

3FG (1st Half: 1-10 10.0%; 2nd Half: 8-12 66.7%)

FT (1st Half: 9-10 90.0%; 2nd Half: 15-15 100.0%)

| WAKE FOREST | FG | 3FG | FT | REB | PF | TP | A | TO | B | S | MIN | |
|-------------|-------|------|------|---------|----|----|---|----|---|---|-----|----|
| Carr f | 2-5 | 0-3 | 0-0 | 0-6-6 | 3 | 4 | 0 | 1 | 0 | 0 | 23 | |
| Keller f | 0-1 | 0-1 | 4-6 | 1-0-1 | 1 | 4 | 1 | 0 | 0 | 0 | 20 | |
| Appleby g | 3-13 | 2-6 | 0-0 | 1-1-1 | 2 | 8 | 5 | 1 | 0 | 1 | 35 | |
| Hildreth g | 3-10 | 1-3 | 4-5 | 1-5-6 | 0 | 11 | 0 | 2 | 0 | 3 | 28 | |
| Monsanto g | 3-12 | 2-8 | 0-0 | 0-3-3 | 1 | 8 | 1 | 2 | 0 | 3 | 25 | |
| Marsh | 2-3 | 0-0 | 1-3 | 0-2-2 | 3 | 5 | 0 | 0 | 1 | 0 | 11 | |
| Klintman | 1-1 | 1-1 | 0-0 | 0-2-2 | 3 | 3 | 1 | 0 | 0 | 0 | 1 | 16 |
| Williamson | 5-11 | 2-6 | 0-0 | 0-0-0 | 2 | 12 | 0 | 0 | 0 | 0 | 0 | 28 |
| Ituka | 0-1 | 0-0 | 0-0 | 0-0-0 | 1 | 0 | 0 | 4 | 0 | 0 | 0 | 3 |
| Bradford | 1-2 | 0-0 | 0-0 | 1-0-1 | 1 | 2 | 0 | 0 | 0 | 0 | 0 | 8 |
| TEAM | | | | 2-0-2 | | | | | | | 1 | |
| Totals | 20-59 | 8-28 | 9-14 | 5-19-24 | 17 | 57 | 8 | 11 | 1 | 9 | 200 | |
| Pct. | 33.9 | 28.6 | 64.3 | DR: 3.1 | | | | | | | | |

FG (1st Half: 13-30 43.3%; 2nd Half: 7-29 24.1%)

3FG (1st Half: 6-15 40.0%; 2nd Half: 2-13 15.4%)

FT (1st Half: 1-1 100.0%; 2nd Half: 8-13 61.5%)

OFFICIALS: Bill Covington, Tony Henderson, Jeb Hartsness

TECHNICAL FOULS: None

| SCORE BY PERIODS | 1ST | 2ND | TOTAL |
|------------------|-----|-----|-------|
| Clemson | 26 | 51 | 77 |
| Wake Forest | 33 | 24 | 57 |

| 10 | | CLEMSON TOWSON | | | | | | | | | | 80 |
|-------------------------------------|--|-------------------|-------|-------|---------|----|----|----|----|---|---|-----|
| Dec. 7, 2022 | | ATTENDANCE: 4,788 | | | | | | | | | | 75 |
| LITTLEJOHN COLISEUM / CLEMSON, S.C. | | | | | | | | | | | | |
| CLEMSON | | FG | 3FG | FT | REB | PF | TP | A | TO | B | S | MIN |
| Tyson f | | 7-12 | 4-5 | 2-3 | 3-11-14 | 1 | 20 | 4 | 1 | 0 | 0 | 36 |
| Hall c | | 10-17 | 1-3 | 1-1 | 2-3-5 | 4 | 22 | 2 | 4 | 1 | 0 | 28 |
| C. Hunter g | | 4-9 | 4-8 | 2-4 | 0-2-2 | 1 | 14 | 7 | 3 | 1 | 1 | 35 |
| Galloway g | | 0-2 | 0-1 | 0-0 | 0-4-4 | 0 | 0 | 2 | 2 | 0 | 0 | 25 |
| Hemenway g | | 4-6 | 3-4 | 4-5 | 0-2-2 | 2 | 15 | 1 | 1 | 0 | 0 | 40 |
| Beadle | | 2-4 | 2-2 | 0-0 | 0-1-1 | 0 | 6 | 3 | 1 | 0 | 0 | 11 |
| Middlebrooks | | 0-1 | 0-0 | 0-0 | 1-1-2 | 5 | 0 | 0 | 0 | 0 | 0 | 10 |
| Schieffelin | | 1-1 | 0-0 | 0-0 | 1-0-1 | 4 | 2 | 2 | 0 | 0 | 0 | 10 |
| Godfrey | | 0-0 | 0-0 | 1-2 | 0-0-0 | 1 | 0 | 1 | 0 | 0 | 0 | 3 |
| TEAM | | | | | 0-2-2 | | | | 0 | | | |
| Totals | | 28-52 | 14-23 | 10-15 | 7-26-33 | 17 | 80 | 21 | 13 | 3 | 1 | 200 |
| Pct. | | 53.8 | 60.9 | 66.7 | DR: 1.0 | | | | | | | |

FG (1st Half: 13-26 50.0%; 2nd Half: 15-26 57.7%)

3FG (1st Half: 9-15 60

BOX SCORES

| | | |
|----------------------------|--|------------------|
| 13 Dec. 21, 2022 | GEORGIA TECH CLEMSON ATTENDANCE: 4,763 McCAMISH PAVILION / ATLANTA, GA. | 66 79 |
|----------------------------|--|------------------|

| CLEMSON | FG | 3FG | FT | REB | PF | TP | A | TO | B | S | MIN |
|---------------|-------|------|-------|---------|----|----|----|----|---|---|-----|
| Schieffelin f | 2-3 | 0-0 | 0-0 | 0-2-2 | 2 | 4 | 1 | 0 | 0 | 0 | 15 |
| Tyson f | 6-12 | 2-6 | 0-0 | 2-11-13 | 1 | 14 | 2 | 0 | 0 | 0 | 39 |
| Hall c | 12-18 | 0-0 | 1-1 | 5-5-10 | 4 | 25 | 3 | 2 | 1 | 0 | 27 |
| C. Hunter g | 4-13 | 0-3 | 6-7 | 1-2-3 | 2 | 14 | 4 | 4 | 1 | 1 | 35 |
| Galloway g | 4-8 | 3-6 | 3-3 | 0-4-4 | 2 | 14 | 5 | 2 | 0 | 1 | 35 |
| D. Hunter g | 0-3 | 0-2 | 2-2 | 0-2-2 | 3 | 2 | 4 | 0 | 0 | 1 | 23 |
| Godfrey | 2-3 | 0-0 | 0-0 | 0-2-2 | 3 | 4 | 0 | 1 | 1 | 0 | 10 |
| Beadle | 0-1 | 0-1 | 0-0 | 0-1-1 | 2 | 0 | 1 | 0 | 0 | 0 | 7 |
| TEAM | | | | 0-2-2 | | | | | | | 1 |
| Totals | 31-62 | 5-18 | 12-13 | 8-32-40 | 22 | 79 | 20 | 11 | 3 | 3 | 200 |
| Pct. | 50.0 | 27.8 | 92.3 | DR: 0.0 | | | | | | | |

FG (1st Half: 17-31 54.8%; 2nd Half: 14-31 45.2%)

3FG (1st Half: 2-9 22.2%; 2nd Half: 3-9 33.3%)

FT (1st Half: 4-4 100.0%; 2nd Half: 8-9 88.9%)

| GEORGIA TECH | FG | 3FG | FT | REB | PF | TP | A | TO | B | S | MIN |
|--------------|-------|------|-------|---------|----|----|----|----|---|---|-----|
| Moore f | 5-10 | 0-2 | 2-5 | 5-4-9 | 3 | 12 | 4 | 3 | 2 | 1 | 32 |
| Howard c | 2-3 | 0-0 | 1-2 | 0-6-6 | 2 | 5 | 0 | 1 | 0 | 0 | 25 |
| Sturdivant g | 6-10 | 1-4 | 1-2 | 0-1-1 | 3 | 14 | 0 | 2 | 0 | 0 | 21 |
| Maxwell g | 0-2 | 0-2 | 0-0 | 0-0-0 | 0 | 0 | 1 | 0 | 0 | 0 | 12 |
| Kelly g | 5-12 | 3-7 | 4-4 | 0-5-5 | 2 | 17 | 1 | 1 | 1 | 0 | 31 |
| Coleman | 2-6 | 1-5 | 0-2 | 0-3-3 | 3 | 5 | 0 | 2 | 0 | 0 | 27 |
| Franklin | 3-6 | 0-1 | 1-1 | 0-0-0 | 2 | 7 | 0 | 1 | 2 | 1 | 14 |
| Smith | 1-5 | 0-0 | 2-2 | 0-4-4 | 0 | 4 | 2 | 0 | 0 | 1 | 17 |
| TEAM | | | | 0-0-0 | | | | | | | 1 |
| Totals | 25-58 | 5-23 | 11-18 | 5-23-28 | 17 | 66 | 10 | 11 | 5 | 4 | 200 |
| Pct. | 43.1 | 21.7 | 61.1 | DR: 3.1 | | | | | | | |

FG (1st Half: 9-26 34.6%; 2nd Half: 16-32 50.0%)

3FG (1st Half: 2-11 18.2%; 2nd Half: 3-12 25.0%)

FT (1st Half: 6-10 60.0%; 2nd Half: 5-8 62.5%)

OFFICIALS: Ron Groover, Jeffrey Anderson, Tommy Morrissey

TECHNICAL FOULS: None

| SCORE BY PERIODS | 1ST | 2ND | TOTAL |
|------------------|-----|-----|-------|
| Clemson | 40 | 39 | 79 |
| Georgia Tech | 26 | 40 | 66 |

| | | |
|----------------------------|---|------------------|
| 14 Dec. 30, 2022 | CLEMSON NC STATE ATTENDANCE: 5,969 LITTLEJOHN COLISEUM / CLEMSON, S.C. | 78 64 |
|----------------------------|---|------------------|

| NC STATE | FG | 3FG | FT | REB | PF | TP | A | TO | B | S | MIN |
|-------------|-------|------|-------|----------|----|----|----|----|---|---|-----|
| Burns Jr. f | 2-5 | 0-0 | 1-2 | 1-5-6 | 5 | 5 | 0 | 3 | 1 | 1 | 19 |
| Smith g | 5-21 | 3-13 | 8-10 | 0-3-3 | 3 | 21 | 3 | 1 | 0 | 0 | 33 |
| Joiner g | 2-11 | 0-3 | 2-2 | 1-3-4 | 0 | 6 | 5 | 0 | 0 | 0 | 36 |
| Clark g | 2-7 | 1-3 | 2-3 | 5-6-11 | 2 | 7 | 3 | 0 | 0 | 1 | 33 |
| Morsell g | 5-13 | 3-8 | 0-0 | 2-5-7 | 4 | 13 | 0 | 1 | 1 | 1 | 36 |
| Pass | 0-2 | 0-2 | 0-0 | 0-1-1 | 1 | 0 | 0 | 2 | 1 | 0 | 9 |
| Dowuona | 4-6 | 0-0 | 1-1 | 1-1-2 | 4 | 9 | 0 | 1 | 0 | 0 | 21 |
| Thomas | 0-2 | 0-1 | 0-0 | 0-1-1 | 1 | 0 | 0 | 0 | 0 | 0 | 5 |
| Ross | 1-1 | 1-1 | 0-0 | 0-1-1 | 2 | 3 | 0 | 0 | 0 | 1 | 7 |
| TEAM | | | | 4-1-5 | | | | | | | 0 |
| Totals | 21-68 | 8-31 | 14-18 | 14-27-41 | 22 | 64 | 11 | 8 | 3 | 4 | 200 |
| Pct. | 30.9 | 25.8 | 77.8 | DR: 3.0 | | | | | | | |

FG (1st Half: 7-32 21.9%; 2nd Half: 14-36 38.9%)

3FG (1st Half: 3-14 21.4%; 2nd Half: 5-17 29.4%)

FT (1st Half: 4-6 66.7%; 2nd Half: 10-12 83.3%)

| CLEMSON | FG | 3FG | FT | REB | PF | TP | A | TO | B | S | MIN |
|--------------|-------|------|-------|---------|----|----|----|----|---|---|-----|
| Tyson f | 9-13 | 4-5 | 9-9 | 2-13-15 | 2 | 31 | 0 | 1 | 0 | 0 | 37 |
| Godfrey f | 1-1 | 0-0 | 1-2 | 0-0-0 | 3 | 3 | 1 | 0 | 0 | 0 | 5 |
| Hall c | 2-9 | 1-4 | 0-0 | 1-4-5 | 1 | 5 | 4 | 3 | 3 | 0 | 23 |
| C. Hunter g | 4-12 | 1-3 | 3-4 | 0-2-2 | 0 | 12 | 3 | 1 | 1 | 1 | 35 |
| Galloway g | 0-4 | 0-3 | 2-2 | 0-2-2 | 2 | 2 | 1 | 0 | 0 | 1 | 25 |
| Schieffelin | 3-6 | 0-0 | 0-0 | 0-3-3 | 0 | 6 | 0 | 1 | 0 | 0 | 9 |
| Beadle | 2-5 | 0-1 | 1-1 | 0-1-1 | 4 | 5 | 1 | 0 | 1 | 0 | 29 |
| D. Hunter | 1-2 | 0-1 | 2-2 | 0-3-3 | 2 | 4 | 2 | 0 | 0 | 0 | 18 |
| Middlebrooks | 3-8 | 0-3 | 4-4 | 5-2-7 | 3 | 10 | 1 | 1 | 0 | 1 | 17 |
| TEAM | | | | 0-4-4 | | | | | | | 1 |
| Totals | 25-60 | 6-20 | 22-24 | 8-34-42 | 17 | 78 | 13 | 7 | 5 | 3 | 200 |
| Pct. | 41.7 | 30.0 | 91.7 | DR: 2.0 | | | | | | | |

FG (1st Half: 10-33 30.3%; 2nd Half: 15-27 55.6%)

3FG (1st Half: 2-7 28.6%; 2nd Half: 4-13 30.8%)

FT (1st Half: 6-6 100.0%; 2nd Half: 16-18 88.9%)

OFFICIALS: Roger Ayers, Lee Cassell, Doug Shows

TECHNICAL FOULS: NC State Head Coach (17:48, 2nd Half; Casey Morsell (1:24, 2nd Half)

| SCORE BY PERIODS | 1ST | 2ND | TOTAL |
|------------------|-----|-----|-------|
| NC State | 21 | 43 | 64 |
| Clemson | 28 | 50 | 78 |

| | | |
|---------------------------|---|------------------|
| 15 Jan. 4, 2023 | VIRGINIA TECH CLEMSON ATTENDANCE: 7,539 CASSELL COLISEUM / BLACKSBURG, VA. | 65 68 |
|---------------------------|---|------------------|

| CLEMSON | FG | 3FG | FT | REB | PF | TP | A | TO | B | S | MIN |
|---------------|-------|------|-------|---------|----|----|----|----|---|---|-----|
| Schieffelin f | 1-4 | 0-1 | 0-1 | 1-3-4 | 2 | 2 | 0 | 1 | 0 | 0 | 16 |
| Tyson f | 4-12 | 3-10 | 2-2 | 0-14-14 | 2 | 13 | 2 | 0 | 0 | 0 | 40 |
| Hall c | 4-8 | 2-3 | 3-4 | 0-3-3 | 4 | 13 | 0 | 2 | 1 | 1 | 25 |
| C. Hunter g | 3-8 | 0-2 | 6-6 | 0-2-2 | 2 | 12 | 4 | 2 | 0 | 2 | 23 |
| Galloway g | 4-9 | 2-4 | 1-1 | 0-2-2 | 2 | 11 | 3 | 2 | 1 | 0 | 35 |
| D. Hunter | 0-2 | 0-0 | 0-0 | 0-1-1 | 0 | 0 | 0 | 0 | 1 | 0 | 5 |
| Middlebrooks | 1-3 | 0-0 | 2-2 | 0-2-2 | 2 | 4 | 0 | 0 | 0 | 0 | 2 |
| Beadle | 1-1 | 0-0 | 1-2 | 0-2-2 | 2 | 3 | 1 | 2 | 0 | 0 | 20 |
| Godfrey | 4-5 | 2-3 | 0-0 | 1-5-6 | 5 | 10 | 1 | 4 | 2 | 0 | 16 |
| Wiggins | 0-1 | 0-0 | 0-0 | 0-0-0 | 0 | 0 | 0 | 0 | 0 | 0 | 2 |
| TEAM | | | | 0-0-0 | | | | | | | 0 |
| Totals | 22-53 | 9-23 | 15-18 | 2-34-36 | 21 | 68 | 11 | 14 | 4 | 5 | 200 |
| Pct. | 41.5 | 39.1 | 83.3 | DR: 2.0 | | | | | | | |

FG (1st Half: 10-25 40.0%; 2nd Half: 12-28 42.9%)

3FG (1st Half: 4-11 36.4%; 2nd Half: 5-12 41.7%)

FT (1st Half: 5-6 83.3%; 2nd Half: 10-12 83.3%)

| VIRGINIA TECH | FG | 3FG | FT | REB | PF | TP | A | TO | B | S | MIN |
|---------------|-------|------|-------|----------|----|----|----|----|---|---|-----|
| Basile f | 5-15 | 3-6 | 4-4 | 1-6-7 | 3 | 17 | 0 | 1 | 0 | 0 | 30 |
| Mutts f | 3-12 | 1-3 | 4-4 | 3-6-9 | 3 | 11 | 4 | 3 | 0 | 1 | 35 |
| Kidd c | 2-5 | 0-0 | 0-0 | 4-5-9 | 3 | 4 | 0 | 1 | 1 | 0 | 18 |
| Pedulla g | 5-18 | 4-9 | 0-0 | 0-5-5 | 4 | 14 | 4 | 3 | 1 | 0 | 36 |
| Maddox g | 4-11 | 1-5 | 2-2 | 2-2-4 | 1 | 11 | 3 | 1 | 0 | 2 | 35 |
| Camden | 0-3 | 0-1 | 0-0 | 1-1-2 | 1 | 0 | 0 | 0 | 0 | 0 | 10 |
| Poteat | 2-2 | 0-0 | 4-7 | 1-3-4 | 2 | 8 | 1 | 1 | 1 | 1 | 24 |
| Collins | 0-1 | 0-0 | 0-0 | 0-2-2 | 0 | 0 | 0 | 1 | 0 | 0 | 9 |
| TEAM | | | | 0-0-0 | | | | | | | 1 |
| Totals | 21-67 | 9-24 | 14-17 | 12-30-42 | 17 | 65 | 12 | 11 | 3 | 4 | 200 |
| Pct. | 31.3 | 37.5 | 82.4 | DR: 3.0 | | | | | | | |

FG (1st Half: 12-34 35.3%; 2nd Half: 9-33 27.3%)

3FG (1st Half: 4-12 33.3%; 2nd Half: 5-12 41.7%)

FT (1st Half: 4-7 57.1%; 2nd Half: 10-10 100.0%)

OFFICIALS: Brian O'Connell, Tony Henderson, Tim Clougherty

TECHNICAL FOULS: None

| SCORE BY PERIODS | 1ST | 2ND | TOTAL |
|------------------|-----|-----|-------|
| Clemson | 29 | 39 | 68 |
| Virginia Tech | 32 | 33 | 65 |

| | | |
|---------------------------|---|------------------|
| 16 Jan. 7, 2023 | PITTSBURGH CLEMSON ATTENDANCE: 10,403 PETERSEN EVENTS CENTER / PITTSBURGH, PA. | 74 75 |
|---------------------------|---|------------------|

| CLEMSON | FG | 3FG | FT | REB | PF | TP | A | TO | B | S | MIN |
|---------------|-------|------|-------|---------|----|----|----|----|---|---|-----|
| Schieffelin f | 2-2 | 0-0 | 2-2 | 0-4-4 | 5 | 6 | 3 | 3 | 0 | 0 | 19 |
| Tyson f | 4-7 | 2-3 | 5-7 | 0-10-10 | 2 | 15 | 1 | 0 | 0 | 0 | 35 |
| Hall c | 4-11 | 0-1 | 4-5 | 3-7-10 | 1 | 12 | 1 | 1 | 1 | 0 | 28 |
| C. Hunter g | 6-14 | 1-3 | 4-4 | 1-4-5 | 3 | 17 | 3 | 0 | 0 | 1 | 32 |
| Galloway g | 4-11 | 3-7 | 1-2 | 0-1-1 | 4 | 12 | 2 | 2 | 1 | 1 | 30 |
| Beadle | 1-3 | 1-3 | 0-0 | 0-0-0 | 2 | 3 | 0 | 0 | 0 | 0 | 22 |
| D. Hunter | 0-0 | 0-0 | 0-1 | 0-0-0 | 1 | 0 | 0 | 0 | 0 | 1 | 9 |
| Middlebrooks | 2-3 | 0-0 | 2-3 | 1-2-3 | 1 | 6 | 1 | 1 | 0 | 0 | 10 |
| Godfrey | 1-1 | 0-0 | 0-0 | 1-0-1 | 4 | 2 | 0 | 1 | 0 | 0 | 8 |
| Wiggins | 1-1 | 0-0 | 0-0 | 0-1-1 | 0 | 2 | 0 | 0 | 0 | 0 | 6 |
| TEAM | | | | 1-0-1 | | | | | | | 0 |
| Totals | 25-53 | 7-17 | 18-24 | 7-29-36 | 23 | 75 | 14 | 8 | 2 | 3 | 200 |
| Pct. | 47.2 | 41.2 | 75.0 | DR: 1.0 | | | | | | | |

FG (1st Half: 14-26 53.8%; 2nd Half: 11-27 40.7%)

3FG (1st Half: 3-9 33.3%; 2nd Half: 4-8 50.0%)

FT (1st Half: 7-12 58.3%; 2nd Half: 11-12 91.7%)

| PITTSBURGH | FG | 3FG | FT | REB | PF | TP | A | TO | B | S | MIN |
|------------|-------|-------|-------|---------|----|----|----|----|---|---|-----|
| Hinson f | 4-11 | 3-8 | 3-7 | 1-5-6 | 5 | 14 | 0 | 2 | 0 | 1 | 30 |
| Federiko c | 1-3 | 0-0 | 0-0 | 1-3-4 | 4 | 2 | 0 | 1 | 2 | 0 | 25 |
| Cummings g | 3-11 | 0-3 | 2-2 | 0-2-2 | 3 | 8 | 4 | 1 | 1 | 1 | 31 |
| Elliott g | 3-6 | 3-4 | 2-2 | 0-3-3 | 0 | 11 | 2 | 0 | 1 | 0 | 32 |
| Burton g | 9-16 | 3-6 | 7-8 | 1-5-6 | 2 | 28 | 4 | 2 | 0 | 0 | 38 |
| Sibande | 1-4 | 1-4 | 0-0 | 1-2-3 | 0 | 3 | 0 | 0 | 0 | 0 | 19 |
| G. Graham | 1-1 | 1-1 | 1-2 | 4-1-5 | 4 | 4 | 1 | 0 | 0 | 2 | 12 |
| Santos | 1-5 | 0-3 | 0-0 | 1-4-5 | 1 | 2 | 0 | 0 | 0 | 0 | 12 |
| J. Graham | 0-0 | 0-0 | 2-2 | 0-1-1 | 0 | 2 | 0 | 0 | 0 | 0 | 1 |
| TEAM | | | | 0-0-0 | | | | | | | 1 |
| Totals | 23-57 | 11-29 | 17-23 | 9-26-35 | 19 | 74 | 11 | 7 | 4 | 4 | 200 |
| Pct. | 40.4 | 37.9 | 73.9 | DR: 2.0 | | | | | | | |

FG (1st Half: 11-28 39.3%; 2nd Half: 12-29 41.4%)

3FG (1st Half: 6-16 37.5%; 2nd Half: 5-13 38.5%)

FT (1st Half: 12-14 85.7%; 2nd Half: 5-9 55.6%)

OFFICIALS: Lee Cassell, Justin Porterfield, Greg Evans

TECHNICAL FOULS: None

| SCORE BY PERIODS | 1ST | 2ND | TOTAL |
|------------------|-----|-----|-------|
| Clemson | 38 | 37 | 75 |
| Pittsburgh | 40 | 34 | 74 |

| | | |
|----------------------------|---|------------------|
| 17 Jan. 11, 2023 | CLEMSON LOUISVILLE ATTENDANCE: 7,789 LITTLEJOHN COLISEUM / CLEMSON, S.C. | 83 70 |
|----------------------------|---|------------------|

| LOUISVILLE | | FG | 3FG | FT | REB | PF | TP | A | TO | B | S | MIN |
|----------------|---|-------|------|-------|----------|----|----|----|----|---|----|-----|
| James | f | 4-10 | 0-2 | 9-11 | 2-3-5 | 4 | 17 | 1 | 0 | 1 | 35 | |
| Hurry/Hatfield | | 2-5 | 1-2 | 0-0 | 1-3-4 | 3 | 5 | 1 | 3 | 0 | 0 | 17 |
| Cumley | f | 3-5 | 0-0 | 4-6 | 2-4-6 | 4 | 10 | 1 | 0 | 0 | 0 | 34 |
| Lands | f | 2-4 | 2-4 | 0-0 | 0-0-0 | 4 | 6 | 1 | 1 | 0 | 0 | 21 |
| Ellis | g | 4-16 | 2-4 | 2-3 | 0-3-3 | 2 | 12 | 5 | 3 | 3 | 0 | 40 |
| Withers | | 4-6 | 3-3 | 0-0 | 0-1-1 | 2 | 11 | 0 | 3 | 1 | 1 | 21 |
| Traynor | | 3-5 | 1-2 | 2-3 | 3-2-5 | 1 | 9 | 1 | 2 | 0 | 0 | 22 |
| Miller | | 0-2 | 0-2 | 0-0 | 1-0-1 | 1 | 0 | 0 | 1 | 0 | 0 | 4 |
| Payne | | 0-1 | 0-1 | 0-0 | 1-0-1 | 0 | 0 | 0 | 0 | 0 | 0 | 5 |
| TEAM | | | | | 1-3-4 | | | | 2 | | | |
| Totals | | 22-54 | 9-20 | 17-23 | 11-19-30 | 21 | 70 | 10 | 15 | 1 | 5 | 200 |
| Pct. | | 40.7 | 45.0 | 73.9 | DR: 1.0 | | | | | | | |

SEASON STATISTICS



2022-23 Clemson Men's Basketball Combined Team Statistics All games

Page 1/1
as of Jan 15, 2023

Game Records

| Record | Overall | Home | Away | Neutral |
|----------------|---------|------|------|---------|
| ALL GAMES | 15-3 | 10-0 | 3-1 | 2-2 |
| CONFERENCE | 7-0 | 4-0 | 3-0 | 0-0 |
| NON-CONFERENCE | 8-3 | 6-0 | 0-1 | 2-2 |

Score by Periods

| Team | 1st | 2nd | OT | TOT |
|-----------|-----|-----|----|------|
| Clemson | 612 | 719 | 30 | 1361 |
| Opponents | 542 | 636 | 23 | 1201 |

Team Box Score

| No. | Player | | | | Total | | 3-Point | | F-Throw | | Rebounds | | | | | | | | | | | |
|-----------|-------------------|-------|--------|------|----------|------|----------|------|---------|------|----------|-----|-----|------|-----|----|-----|-----|-----|-----|------|------|
| | | GP-GS | MIN | AVG | FG-FGA | FG% | 3FG-3FGA | 3FG% | FT-FTA | FT% | OFF | DEF | TOT | AVG | PF | DQ | A | TO | BLK | STL | PTS | AVG |
| 5 | TYSON, Hunter | 18-18 | 625:32 | 34.8 | 91-189 | .481 | 38-89 | .427 | 62-74 | .838 | 28 | 149 | 177 | 9.8 | 30 | 0 | 29 | 18 | 1 | 17 | 282 | 15.7 |
| 1 | HUNTER, Chase | 18-18 | 572:20 | 31.8 | 83-200 | .415 | 29-72 | .403 | 57-69 | .826 | 6 | 42 | 48 | 2.7 | 37 | 1 | 77 | 43 | 6 | 11 | 252 | 14.0 |
| 24 | HALL, PJ | 17-11 | 364:48 | 21.5 | 84-159 | .528 | 14-34 | .412 | 42-54 | .778 | 24 | 53 | 77 | 4.5 | 33 | 0 | 17 | 29 | 16 | 13 | 224 | 13.2 |
| 11 | GALLOWAY, Brevin | 18-17 | 529:11 | 29.4 | 62-137 | .453 | 27-79 | .342 | 38-46 | .826 | 3 | 46 | 49 | 2.7 | 46 | 0 | 43 | 30 | 6 | 16 | 189 | 10.5 |
| 12 | HEMENWAY, Alex | 12-12 | 387:48 | 32.3 | 39-72 | .542 | 27-54 | .500 | 12-16 | .750 | 3 | 27 | 30 | 2.5 | 28 | 0 | 18 | 9 | 1 | 5 | 117 | 9.8 |
| 4 | SCHIEFFELIN, Ian | 18-6 | 323:20 | 18.0 | 39-74 | .527 | 3-12 | .250 | 20-27 | .741 | 17 | 56 | 73 | 4.1 | 37 | 1 | 31 | 14 | 4 | 7 | 101 | 5.6 |
| 10 | MIDDLEBROOKS, Ben | 18-7 | 216:24 | 12.0 | 24-47 | .511 | 0-5 | .000 | 20-26 | .769 | 21 | 31 | 52 | 2.9 | 37 | 2 | 6 | 11 | 8 | 10 | 68 | 3.8 |
| 22 | GODFREY, RJ | 17-1 | 128:18 | 7.5 | 24-35 | .686 | 2-5 | .400 | 7-12 | .583 | 8 | 17 | 25 | 1.5 | 29 | 1 | 7 | 13 | 5 | 3 | 57 | 3.4 |
| 0 | BEADLE, Josh | 17-0 | 264:37 | 15.6 | 18-55 | .327 | 3-16 | .188 | 4-7 | .571 | 1 | 21 | 22 | 1.3 | 28 | 0 | 21 | 14 | 4 | 7 | 43 | 2.5 |
| 21 | WIGGINS, Chauncey | 11-0 | 58:15 | 5.3 | 6-13 | .462 | 2-7 | .286 | 0-0 | .000 | 0 | 4 | 4 | 0.4 | 3 | 0 | 2 | 3 | 1 | 1 | 14 | 1.3 |
| 32 | NAUSEEF, Daniel | 2-0 | 02:48 | 1.4 | 1-2 | .500 | 0-0 | .000 | 0-0 | .000 | 1 | 0 | 1 | 0.5 | 1 | 0 | 0 | 0 | 1 | 0 | 2 | 1.0 |
| 2 | HUNTER, Dillon | 17-0 | 168:15 | 9.9 | 4-24 | .167 | 0-7 | .000 | 4-6 | .667 | 2 | 17 | 19 | 1.1 | 14 | 0 | 18 | 6 | 1 | 6 | 12 | 0.7 |
| 15 | NAUSEEF, Jack | 2-0 | 02:48 | 1.4 | 0-1 | .000 | 0-1 | .000 | 0-0 | .000 | 0 | 1 | 1 | 0.5 | 0 | 0 | 1 | 0 | 0 | 0 | 0 | 0.0 |
| 14 | FOSTER, Devin | 2-0 | 02:48 | 1.4 | 0-1 | .000 | 0-1 | .000 | 0-0 | .000 | 0 | 1 | 1 | 0.5 | 0 | 0 | 0 | 0 | 0 | 0 | 0 | 0.0 |
| 20 | KELLY, Matt | 2-0 | 02:48 | 1.4 | 0-0 | .000 | 0-0 | .000 | 0-0 | .000 | 0 | 1 | 1 | 0.5 | 0 | 0 | 1 | 0 | 0 | 0 | 0 | 0.0 |
| Team | | | | | | | | | | | 18 | 29 | 47 | | | | | 6 | | | | |
| Total | | 18 | 3650 | | 475-1009 | .471 | 145-382 | .380 | 266-337 | .789 | 132 | 495 | 627 | 34.8 | 323 | 5 | 271 | 196 | 54 | 96 | 1361 | 75.6 |
| Opponents | | 18 | 3650 | | 409-1038 | .394 | 141-434 | .325 | 242-327 | .740 | 167 | 433 | 600 | 33.3 | 330 | 4 | 193 | 218 | 48 | 91 | 1201 | 66.7 |

Team Statistics

| | CU | OPP |
|------------------------|-----------------|-----------------|
| Scoring | 1361 | 1201 |
| Points per game | 75.6 | 66.7 |
| Scoring margin | +8.9 | - |
| Field goals-att | 475-1009 | 409-1038 |
| Field goal pct | .471 | .394 |
| 3 point fg-att | 145-382 | 141-434 |
| 3-point FG pct | .380 | .325 |
| 3-pt FG made per game | 8.1 | 7.8 |
| Free throws-att | 266-337 | 242-327 |
| Free throw pct | .789 | .740 |
| F-Throws made per game | 14.8 | 13.4 |
| Rebounds | 627 | 600 |
| Rebounds per game | 34.8 | 33.3 |
| Rebounding margin | +1.5 | - |
| Assists | 271 | 193 |
| Assists per game | 15.1 | 10.7 |
| Turnovers | 196 | 218 |
| Turnovers per game | 10.9 | 12.1 |
| Turnover margin | +1.2 | - |
| Assist/turnover ratio | 1.4 | 0.9 |
| Steals | 96 | 91 |
| Steals per game | 5.3 | 5.1 |
| Blocks | 54 | 48 |
| Blocks per game | 3.0 | 2.7 |
| Winning streak | 7 | - |
| Home win streak | 10 | - |
| Attendance | 60568 | 36085 |
| Home games-Avg/Game | 10-6057 | 4-9021 |
| Neutral site-Avg/Game | - | 4-3723 |

Team Results

| Date | Opponent | | Score | Att. |
|------------|-------------------|------|--------|-------|
| 11/07/2022 | The Citadel | W | 80-69 | 4768 |
| 11/11/2022 | at South Carolina | L | 58-60 | 13380 |
| 11/15/2022 | USC Upstate | W | 81-70 | 5002 |
| 11/18/2022 | Bellarmine | W | 76-66 | 6137 |
| 11/21/2022 | Loyola Maryland | W | 72-41 | 4655 |
| 11/25/2022 | vs Iowa | L | 71-74 | 1880 |
| 11/26/2022 | vs California | W | 67-59 | 1100 |
| 11/29/2022 | Penn St. | Wot2 | 101-94 | 5861 |
| 12/02/2022 | Wake Forest | W | 77-57 | 6599 |
| 12/07/2022 | Towson | W | 80-75 | 4788 |
| 12/10/2022 | vs Loyola Chicago | L | 58-76 | 7795 |
| 12/17/2022 | vs Richmond | W | 85-57 | 4117 |
| 12/21/2022 | at Georgia Tech | W | 79-66 | 4763 |
| 12/30/2022 | NC State | W | 78-64 | 5969 |
| 01/04/2023 | at Virginia Tech | W | 68-65 | 7539 |
| 01/07/2023 | at Pittsburgh | W | 75-74 | 10403 |
| 01/11/2023 | Louisville | W | 83-70 | 7789 |
| 01/14/2023 | Duke | W | 72-64 | 9000 |

ACC STATISTICS



2022-23 Clemson Men's Basketball Combined Team Statistics In Conference games

Page 1/1
as of Jan 15, 2023

Game Records

| Record | Overall | Home | Away | Neutral |
|----------------|---------|------|------|---------|
| ALL GAMES | 7-0 | 4-0 | 3-0 | 0-0 |
| CONFERENCE | 7-0 | 4-0 | 3-0 | 0-0 |
| NON-CONFERENCE | 0-0 | 0-0 | 0-0 | 0-0 |

Score by Periods

| Team | 1st | 2nd | OT | TOT |
|-----------|-----|-----|----|-----|
| Clemson | 231 | 301 | 0 | 532 |
| Opponents | 214 | 246 | 0 | 460 |

Team Box Score

| No. | Player | | | | Total | | 3-Point | | F-Throw | | Rebounds | | | | | | | | | | | | | | |
|-----------|-------------------|-------|--------|------|---------|------|----------|------|---------|------|----------|-----|-----|------|-----|----|----|----|-----|-----|-----|------|--|--|--|
| | | GP-GS | MIN | AVG | FG-FGA | FG% | 3FG-3FGA | 3FG% | FT-FTA | FT% | OFF | DEF | TOT | AVG | PF | DQ | A | TO | BLK | STL | PTS | AVG | | | |
| 5 | TYSON, Hunter | 7-7 | 257:23 | 36.8 | 37-70 | .529 | 16-36 | .444 | 33-39 | .846 | 6 | 73 | 79 | 11.3 | 10 | 0 | 7 | 6 | 0 | 3 | 123 | 17.6 | | | |
| 24 | HALL, PJ | 7-7 | 168:41 | 24.1 | 42-80 | .525 | 6-15 | .400 | 22-27 | .815 | 11 | 30 | 41 | 5.9 | 15 | 0 | 9 | 14 | 8 | 3 | 112 | 16.0 | | | |
| 1 | HUNTER, Chase | 7-7 | 224:14 | 32.0 | 25-74 | .338 | 3-23 | .130 | 31-33 | .939 | 4 | 21 | 25 | 3.6 | 15 | 0 | 23 | 19 | 3 | 5 | 84 | 12.0 | | | |
| 12 | HEMENWAY, Alex | 1-1 | 31:58 | 32.0 | 4-6 | .667 | 4-6 | .667 | 0-0 | .000 | 0 | 1 | 1 | 1.0 | 2 | 0 | 2 | 1 | 0 | 0 | 12 | 12.0 | | | |
| 11 | GALLOWAY, Brevin | 7-7 | 214:26 | 30.6 | 27-64 | .422 | 14-38 | .368 | 12-13 | .923 | 1 | 17 | 18 | 2.6 | 19 | 0 | 17 | 13 | 3 | 6 | 80 | 11.4 | | | |
| 10 | MIDDLEBROOKS, Ben | 7-0 | 94:51 | 13.5 | 11-22 | .500 | 0-3 | .000 | 15-17 | .882 | 11 | 12 | 23 | 3.3 | 17 | 1 | 3 | 4 | 2 | 4 | 37 | 5.3 | | | |
| 4 | SCHIEFFELIN, Ian | 7-5 | 137:40 | 19.7 | 14-25 | .560 | 1-4 | .250 | 5-6 | .833 | 3 | 27 | 30 | 4.3 | 18 | 1 | 16 | 7 | 2 | 3 | 34 | 4.9 | | | |
| 22 | GODFREY, RJ | 7-1 | 55:18 | 7.9 | 11-13 | .846 | 2-3 | .667 | 1-2 | .500 | 4 | 8 | 12 | 1.7 | 18 | 1 | 3 | 7 | 4 | 0 | 25 | 3.6 | | | |
| 0 | BEADLE, Josh | 7-0 | 133:57 | 19.1 | 7-18 | .389 | 1-6 | .167 | 2-3 | .667 | 0 | 9 | 9 | 1.3 | 15 | 0 | 10 | 4 | 2 | 3 | 17 | 2.4 | | | |
| 2 | HUNTER, Dillon | 7-0 | 70:07 | 10.0 | 1-9 | .111 | 0-4 | .000 | 4-5 | .800 | 0 | 7 | 7 | 1.0 | 7 | 0 | 6 | 1 | 0 | 3 | 6 | 0.9 | | | |
| 21 | WIGGINS, Chauncey | 5-0 | 11:26 | 2.3 | 1-2 | .500 | 0-0 | .000 | 0-0 | .000 | 0 | 1 | 1 | 0.2 | 0 | 0 | 0 | 0 | 0 | 0 | 2 | 0.4 | | | |
| Team | | | | | | | | | | | 4 | 12 | 16 | | | | 3 | | | | | | | | |
| Total | | 7 | 1400 | | 180-383 | .470 | 47-138 | .341 | 125-145 | .862 | 44 | 218 | 262 | 37.4 | 136 | 3 | 96 | 79 | 24 | 30 | 532 | 76.0 | | | |
| Opponents | | 7 | 1400 | | 156-426 | .366 | 53-175 | .303 | 95-131 | .725 | 71 | 168 | 239 | 34.1 | 131 | 3 | 71 | 74 | 21 | 34 | 460 | 65.7 | | | |

Team Statistics

| | CU | OPP |
|------------------------|----------------|----------------|
| Scoring | 532 | 460 |
| Points per game | 76.0 | 65.7 |
| Scoring margin | +10.3 | - |
| Field goals-att | 180-383 | 156-426 |
| Field goal pct | .470 | .366 |
| 3 point fg-att | 47-138 | 53-175 |
| 3-point FG pct | .341 | .303 |
| 3-pt FG made per game | 6.7 | 7.6 |
| Free throws-att | 125-145 | 95-131 |
| Free throw pct | .862 | .725 |
| F-Throws made per game | 17.9 | 13.6 |
| Rebounds | 262 | 239 |
| Rebounds per game | 37.4 | 34.1 |
| Rebounding margin | +3.3 | - |
| Assists | 96 | 71 |
| Assists per game | 13.7 | 10.1 |
| Turnovers | 79 | 74 |
| Turnovers per game | 11.3 | 10.6 |
| Turnover margin | -0.7 | - |
| Assist/turnover ratio | 1.2 | 1.0 |
| Steals | 30 | 34 |
| Steals per game | 4.3 | 4.9 |
| Blocks | 24 | 21 |
| Blocks per game | 3.4 | 3.0 |
| Winning streak | 7 | - |
| Home win streak | 4 | - |
| Attendance | 29357 | 22705 |
| Home games-Avg/Game | 4-7339 | 3-7568 |
| Neutral site-Avg/Game | - | 0-0 |

Team Results

| Date | Opponent | | Score | Att. |
|------------|------------------|---|-------|-------|
| 12/02/2022 | Wake Forest | W | 77-57 | 6599 |
| 12/21/2022 | at Georgia Tech | W | 79-66 | 4763 |
| 12/30/2022 | NC State | W | 78-64 | 5969 |
| 01/04/2023 | at Virginia Tech | W | 68-65 | 7539 |
| 01/07/2023 | at Pittsburgh | W | 75-74 | 10403 |
| 01/11/2023 | Louisville | W | 83-70 | 7789 |
| 01/14/2023 | Duke | W | 72-64 | 9000 |

TV & RADIO ROSTER



#0 JOSH BEADLE
G • 6-3 • 182 • RFr.
Columbia, S.C.



#1 CHASE HUNTER
G • 6-3.5 • 204 • RJr.
Atlanta, Ga.



#2 DILLON HUNTER
G • 6-3.5 • 193 • Fr.
Atlanta, Ga.



#4 IAN SCHIEFFELIN
F • 6-7 • 230 • So.
Loganville, Ga.



#5 HUNTER TYSON
F • 6-8 • 217 • Gr.
Monroe, N.C.



#10 BEN MIDDLEBROOKS
F • 6-10.5 • 242 • So.
Fort Lauderdale, Fla.



#11 BREVIN GALLOWAY
G • 6-3 • 210 • Gr.
Anderson, S.C.



#12 ALEX HEMENWAY
F • 6-4 • 195 • Sr.
Newburgh, Ind.



#13 CHAUNCEY GIBSON
G • 6-5 • 188 • Fr.
Dallas, Texas



#14 DEVIN FOSTER
G • 6-2 • 182 • Sr.
Canton, Mass.



#15 JACK NAUSEEF
G • 6-1 • 163 • Sr.
Dayton, Ohio



#20 MATT KELLY
G • 6-1 • 172 • So.
Charleston, S.C.



#21 CHAUNCEY WIGGINS
F • 6-10 • 205 • Fr.
Covington, Ga.



#22 RJ GODFREY
F • 6-7 • 225 • Fr.
Suwanee, Ga.



#24 PJ HALL
C • 6-10 • 245 • Jr.
Spartanburg, S.C.



#32 DAN NAUSEEF
F • 6-7 • 215 • So.
Dayton, Ohio



BRAD BROWNELL
Head Coach
13th Season at Clemson



BILLY DONLON
Associate Head Coach
1st Season at Clemson



SEAN DIXON
Assistant Coach
1st Season at Clemson



DICK BENDER
Assistant Coach
11th Season at Clemson

