



Official Basketball Box Score - Final
Loyola Maryland at Clemson
 11/21/22 Littlejohn Coliseum, Clemson
 2022-23 Clemson Men's Basketball

Game Time: 7:00 PM
 Game Duration: 1:51
 Attendance: 4,655

Officials: Jamie Luckie, Doug Simmons, Kipp Kissinger

Loyola Maryland - 41

Record: 2-3

NO.	Name	Min	FG	3P	FT	Rebounds			Fouls		TP	AS	TO	ST	Blocks		+/-
			M-A	M-A	M-A	OR	DR	TOT	PF	FD					BS	BA	
5	Isaiah Alexander	F 17:24	1-4	1-3	2-2	0	3	3	1	1	5	1	2	0	1	0	-4
10	Golden Dike	F 05:52	2-3	0-0	0-1	1	1	2	3	1	4	0	2	0	0	0	-3
2	Jaylin Andrews	G 28:26	0-5	0-2	0-0	0	2	2	2	0	0	0	0	0	1	1	-23
12	Deon Perry	G 30:34	4-12	3-8	0-0	0	3	3	1	0	11	1	2	4	0	1	-23
25	Kenneth Jones	G 33:39	2-7	2-7	0-0	0	2	2	0	1	6	3	4	3	0	0	-26
13	Markese Redding	08:14	0-2	0-0	0-0	2	0	2	4	0	0	0	1	0	0	0	-6
4	Alonso Faure	26:05	6-9	0-0	3-5	1	5	6	2	4	15	1	2	1	0	0	-22
23	David Brown III	16:59	0-3	0-2	0-0	0	2	2	0	1	0	1	0	0	0	0	-24
20	Chris Kuzemka	11:34	0-1	0-1	0-0	0	0	0	0	1	0	1	2	0	0	0	-14
15	Tyson Commander	12:00	0-3	0-1	0-0	1	1	2	0	0	0	0	1	0	0	0	-9
14	Garrett Brennan	03:19	0-1	0-0	0-0	0	0	0	1	0	0	0	1	0	0	1	-2
22	Samuel Gibbs	03:16	0-2	0-0	0-0	1	0	1	0	0	0	0	0	1	0	1	0
24	Daraun Gray	01:19	0-0	0-0	0-0	0	0	0	0	0	0	0	0	0	0	0	1
55	Alex Jackson	01:19	0-0	0-0	0-0	0	1	1	0	0	0	0	0	0	0	0	0
Team						1	0	1			0		1				
Totals			15-52	6-24	5-8	7	20	27	14	9	41	8	18	9	2	4	-31

Shooting By Period		
1 st FG%	6-24	25.0%
3PT%	2-13	15.4%
FT%	0-1	0%
2 nd FG%	9-28	32.1%
3PT%	4-11	36.4%
FT%	5-7	71.4%
GMFG%	15-52	28.8%
3PT%	6-24	25.0%
FT%	5-8	62.5%

Dead Ball Rebounds: 1, 0

Technical Fouls: Dike 1st 11:00

Clemson - 72

Record: 4-1

NO.	Name	Min	FG	3P	FT	Rebounds			Fouls		TP	AS	TO	ST	Blocks		+/-
			M-A	M-A	M-A	OR	DR	TOT	PF	FD					BS	BA	
5	Hunter Tyson	F 18:26	4-10	2-5	4-4	3	6	9	1	4	14	2	2	1	0	0	12
10	Ben Middlebrooks	C 10:10	0-2	0-0	0-0	1	2	3	1	2	0	0	1	2	1	0	6
1	Chase Hunter	G 18:50	4-6	1-2	1-2	0	1	1	0	1	10	1	4	0	0	0	12
11	Brevin Galloway	G 21:08	2-4	0-2	2-2	0	3	3	1	1	6	3	2	2	0	0	9
12	Alex Hemenway	G 27:54	5-5	3-3	0-0	1	3	4	1	0	13	2	0	1	0	0	27
24	PJ Hall	12:45	1-5	0-2	2-2	0	1	1	2	2	4	0	1	0	1	0	3
22	RJ Godfrey	14:02	3-5	0-1	1-2	1	1	2	1	2	7	1	1	1	0	0	13
0	Josh Beadle	20:52	1-5	0-2	0-0	0	3	3	0	0	2	3	0	0	0	1	27
4	Ian Schieffelin	19:02	2-3	1-1	0-0	0	6	6	1	1	5	2	2	1	0	1	23
2	Dillon Hunter	19:51	2-5	0-0	0-0	2	2	4	1	0	4	2	2	0	0	0	20
21	Chauncey Wiggins	11:44	3-4	1-2	0-0	0	2	2	0	0	7	0	0	1	1	0	7
14	Devin Foster	01:19	0-0	0-0	0-0	0	1	1	0	0	0	0	0	0	0	0	-1
15	Jack Nauseef	01:19	0-1	0-1	0-0	0	0	0	0	0	0	0	0	0	0	0	-1
20	Matt Kelly	01:19	0-0	0-0	0-0	0	0	0	0	0	0	0	0	0	0	0	-1
32	Daniel Nauseef	01:19	0-1	0-0	0-0	0	0	0	0	0	0	0	0	0	1	0	-1
Team						1	1	2			0		0				
Totals			27-56	8-21	10-12	9	32	41	9	13	72	16	15	9	4	2	31

Shooting By Period		
1 st FG%	16-29	55.2%
3PT%	4-12	33.3%
FT%	7-8	87.5%
2 nd FG%	11-27	40.7%
3PT%	4-9	44.4%
FT%	3-4	75%
GMFG%	27-56	48.2%
3PT%	8-21	38.1%
FT%	10-12	83.3%

Dead Ball Rebounds: 2, 0

Technical Fouls: NONE

	LMD	CU
Biggest lead	0 (1 st 20:00)	34 (2 nd 4:39)
Best Scoring Run	6 (1 st 7:36)	20 (2 nd 19:50)
Lead Changes	0	
Times Tied	1	
Time with Lead	00:00	38:54

Points from	LMD	CU
Turnovers	13	16
Paint	16	36
Second Chance	5	6
Fast Breaks	9	4
Bench	15	29

	Period by Period Scoring		
	1st	2nd	TOT
LMD	14	27	41
CU	43	29	72





Period 1

Period Starters:

CU	1 Hunter C	5 Tyson H	10 Middlebrooks B	11 Galloway B	12 Hemenway A
LMD	2 Andrews J	5 Alexander I	10 Dike G	12 Perry D	25 Jones K

Game Time	CU	Score	Diff	LMD
20:00	10 MIDDLEBROOKS B jumpball won			10 DIKE G jumpball lost
19:45	1 HUNTER C 2pt FG outside the paint, jump shot made (2)	2-0	2	
19:21		2-2	0	10 DIKE G 2pt FG in the paint, layup made (2)
19:21				12 PERRY D assist (1)
19:21	5 TYSON H foul shooting (1 - 1)			10 DIKE G foul drawn (1)
19:21				10 DIKE G free throw 1 - 1 missed
19:20	5 TYSON H defensive rebound (1)			
19:01	10 MIDDLEBROOKS B 2pt FG in the paint, layup missed			
18:58				2 ANDREWS J defensive rebound (1)
18:40				5 ALEXANDER I 3pt FG , jump shot missed
18:37	12 HEMENWAY A defensive rebound (1)			
18:30	11 GALLOWAY B 2pt FG in the paint, layup made (2)	4-2	2	
18:15	10 MIDDLEBROOKS B steal (1)			5 ALEXANDER I turnover bad pass (1)
18:09	1 HUNTER C 2pt FG from turnover in the paint, layup missed			
18:05	5 TYSON H offensive rebound (2)			
18:05	5 TYSON H 2pt FG from turnover second chance in the paint, layup made (2)	6-2	4	
17:52	5 TYSON H foul drawn (1)			10 DIKE G foul offensive (1 - 1)
17:52				10 DIKE G turnover offensive (1)
17:35	1 HUNTER C turnover lost ball (1)			12 PERRY D steal (1)
17:31		6-4	2	12 PERRY D 2pt FG fast break from turnover outside the paint, jump shot made (2)
17:15	5 TYSON H 3pt FG , jump shot made (5)	9-4	5	
17:15	12 HEMENWAY A assist (1)			
16:54		9-6	3	10 DIKE G 2pt FG in the paint, hook shot made (4)
16:40	5 TYSON H foul drawn (2)			13 REDDING M foul personal (1 - 2)
16:40	1 HUNTER C turnover bad pass (2)			
16:22	24 HALL P foul drawn (1)			13 REDDING M foul offensive (2 - 3)
16:22				13 REDDING M turnover offensive (1)
16:09	24 HALL P 2pt FG from turnover in the paint, layup missed			
16:06				2 ANDREWS J defensive rebound (2)
15:46				12 PERRY D 3pt FG , jump shot missed
15:44	11 GALLOWAY B defensive rebound (1)			
15:36	24 HALL P 3pt FG , jump shot missed			
15:34				25 JONES K defensive rebound (1)
15:31				25 JONES K 3pt FG , jump shot missed
15:28	11 GALLOWAY B defensive rebound (2)			
15:17	Timeout media			
15:15	11 GALLOWAY B 2pt FG in the paint, layup made (4)	11-6	5	
15:15	1 HUNTER C assist (1)			
14:46	12 HEMENWAY A steal (1)			5 ALEXANDER I turnover bad pass (2)
14:33	1 HUNTER C turnover lost ball (3)			25 JONES K steal (1)





Game Time	CU	Score	Diff	LMD
14:29		11-8	3	4 FAURE A 2pt FG fast break from turnover in the paint, layup made (2)
14:00	12 HEMENWAY A 2pt FG in the paint, layup made (2)	13-8	5	
14:00	4 SCHIEFFELIN I assist (1)			
13:46	12 HEMENWAY A foul personal (1 - 2)			25 JONES K foul drawn (1)
13:30				12 PERRY D 3pt FG , jump shot missed
13:28	4 SCHIEFFELIN I defensive rebound (1)			
13:23	1 HUNTER C 2pt FG fast break in the paint, layup made (4)	15-8	7	
13:09				2 ANDREWS J 3pt FG , jump shot missed
13:07	12 HEMENWAY A defensive rebound (2)			
12:59	5 TYSON H 2pt FG in the paint, jump shot missed			
12:55				12 PERRY D defensive rebound (1)
12:52				23 BROWN III D 2pt FG in the paint, layup missed
12:50	4 SCHIEFFELIN I defensive rebound (2)			
12:42	5 TYSON H 3pt FG , jump shot made (8)	18-8	10	
12:42	12 HEMENWAY A assist (2)			
12:14	5 TYSON H steal (1)			25 JONES K turnover bad pass (1)
12:09	5 TYSON H turnover out of bounds (1)			
11:47				25 JONES K 3pt FG from turnover, jump shot missed
11:45				10 DIKE G offensive rebound (1)
11:33				10 DIKE G 2pt FG from turnover second chance in the paint, jump shot missed
11:31	5 TYSON H defensive rebound (3)			
11:18	5 TYSON H 3pt FG , jump shot missed			
11:16				10 DIKE G defensive rebound (2)
11:00	4 SCHIEFFELIN I foul drawn (1)			10 DIKE G foul offensive (2 - 4)
11:00				10 DIKE G turnover offensive (2)
11:00	Timeout media			
11:00				10 DIKE G foul flagrant 2 technical (3 - 5)
11:00	5 TYSON H free throw 1 - 2 made (9)	19-8	11	
11:00	5 TYSON H free throw 2 - 2 made (10)	20-8	12	
10:42	4 SCHIEFFELIN I 2pt FG in the paint, layup made (2)	22-8	14	
10:42	2 HUNTER D assist (1)			
10:14				2 ANDREWS J 2pt FG in the paint, jump shot missed
10:11	5 TYSON H defensive rebound (4)			
10:00	4 SCHIEFFELIN I 3pt FG , jump shot made (5)	25-8	17	
10:00	2 HUNTER D assist (2)			
09:38	2 HUNTER D foul personal (1 - 3)			20 KUZEMKAC foul drawn (1)
09:17				23 BROWN III D 3pt FG , jump shot missed
09:15	0 BEADLE J defensive rebound (1)			
09:02	11 GALLOWAY B 3pt FG , jump shot missed			
08:58				4 FAURE A defensive rebound (1)
08:46		25-11	14	25 JONES K 3pt FG , jump shot made (3)
08:46				20 KUZEMKAC assist (1)
08:23	11 GALLOWAY B 3pt FG , jump shot missed			
08:21				4 FAURE A defensive rebound (2)
08:12				4 FAURE A 2pt FG in the paint, layup missed
08:09	4 SCHIEFFELIN I defensive rebound (3)			
08:04	0 BEADLE J 3pt FG , jump shot missed			
08:02	5 TYSON H offensive rebound (5)			



Official Basketball Play by Play - First Half
Loyola Maryland at Clemson
 11/21/22 Littlejohn Coliseum, Clemson
 2022-23 Clemson Men's Basketball

Game Time: 7:00 PM
Game Duration: 1:51
Attendance: 4,655

Officials: Jamie Luckie, Doug Simmons, Kipp Kissinger

Game Time	CU	Score	Diff	LMD
07:54	5 TYSON H 3pt FG second chance, jump shot missed			
07:52				23 BROWN III D defensive rebound (1)
07:41	4 SCHIEFFELIN I foul personal (1 - 4)			4 FAURE A foul drawn (1)
07:41	Timeout media			
07:36		25-14	11	25 JONES K 3pt FG , jump shot made (6)
07:36				23 BROWN III D assist (1)
07:16	24 HALL P turnover dribbling violation (1)			
06:45				turnover shot clock (7)
06:27	12 HEMENWAY A 3pt FG from turnover, jump shot made (5)	28-14	14	
06:27	11 GALLOWAY B assist (1)			
06:14	11 GALLOWAY B steal (1)			20 KUZEMKA C turnover bad pass (1)
06:10	12 HEMENWAY A 2pt FG fast break from turnover in the paint, dunk, made (7)	30-14	16	
06:10	11 GALLOWAY B assist (2)			
06:10				Timeout 30 Sec
05:38				25 JONES K 3pt FG , jump shot missed
05:36	1 HUNTER C defensive rebound (1)			
05:26	11 GALLOWAY B foul drawn (1)			2 ANDREWS J foul shooting (1 - 6)
05:25	11 GALLOWAY B free throw 1 - 2 made (5)	31-14	17	
05:25	11 GALLOWAY B free throw 2 - 2 made (6)	32-14	18	
05:15				12 PERRY D 2pt FG in the paint, layup blocked
05:15	21 WIGGINS C block (1)			
05:12	21 WIGGINS C defensive rebound (1)			
05:07	21 WIGGINS C 2pt FG in the paint, dunk, made (2)	34-14	20	
05:07	11 GALLOWAY B assist (3)			
04:39				23 BROWN III D 3pt FG , jump shot missed
04:36	24 HALL P defensive rebound (1)			
04:32	1 HUNTER C turnover bad pass (4)			25 JONES K steal (2)
04:27				15 COMMANDER T turnover out of bounds (1)
04:10	21 WIGGINS C 3pt FG from turnover, jump shot missed			
04:08				4 FAURE A defensive rebound (3)
04:02	11 GALLOWAY B steal (2)			25 JONES K turnover bad pass (2)
03:39	24 HALL P 3pt FG from turnover, jump shot missed			
03:36				12 PERRY D defensive rebound (2)
03:25				14 BRENNAN G turnover lost ball (1)
03:25	Timeout media			
03:09	5 TYSON H 2pt FG from turnover in the paint, dunk, made (12)	36-14	22	
03:09	0 BEADLE J assist (1)			
02:49				12 PERRY D 3pt FG , jump shot missed
02:47				15 COMMANDER T offensive rebound (1)
02:34				2 ANDREWS J 3pt FG second chance, jump shot missed
02:31	10 MIDDLEBROOKS B defensive rebound (1)			
02:27	5 TYSON H foul drawn (3)			14 BRENNAN G foul shooting (1 - 7)
02:27	5 TYSON H free throw 1 - 2 made (13)	37-14	23	
02:27	5 TYSON H free throw 2 - 2 made (14)	38-14	24	
02:12	jump ball situation			
02:03				25 JONES K turnover bad pass (3)
01:39	22 GODFREY R foul drawn (1)			2 ANDREWS J foul shooting (2 - 8)
01:39	22 GODFREY R free throw 1 - 2 missed			





Official Basketball PlaybyPlay - First Half
Loyola Maryland at Clemson
 11/21/22 Littlejohn Coliseum, Clemson
 2022-23 Clemson Men's Basketball

Game Time: 7:00 PM
Game Duration: 1:51
Attendance: 4,655

Officials: Jamie Luckie, Doug Simmons, Kipp Kissinger

Game Time	CU	Score	Diff	LMD
01:39	offensive dead ball rebound (1)			
01:39	22 GODFREY R free throw 2 - 2 made (1)	39-14	25	
01:17				12 PERRY D 2pt FG in the paint, layup missed
01:14	22 GODFREY R defensive rebound (1)			
00:56	0 BEADLE J 2pt FG in the paint, layup missed			
00:52	12 HEMENWAY A offensive rebound (3)			
00:42	2 HUNTER D 2pt FG second chance in the paint, layup made (2)	41-14	27	
00:26				4 FAURE A 2pt FG in the paint, layup missed
00:24	0 BEADLE J defensive rebound (2)			
00:03	2 HUNTER D 2pt FG in the paint, layup made (4)	43-14	29	
END OF PERIOD				
CU 43-14 LMD				





Official Basketball Box Score - First Half
Loyola Maryland at Clemson
 11/21/22 Littlejohn Coliseum, Clemson
 2022-23 Clemson Men's Basketball

Game Time: 7:00 PM
 Game Duration: 1:51
 Attendance: 4,655

Officials: Jamie Luckie, Doug Simmons, Kipp Kissinger

Loyola Maryland - 14

NO.	Name	Min	FG		3P		FT		Rebounds			Fouls		TP	AS	TO	ST	Blocks		+/-	
			M-A	M-A	M-A	OR	DR	TOT	PF	FD	BS	BA									
5	Isaiah Alexander	F 05:57	0-1	0-1	0-0	0	0	0	0	0	0	0	0	0	0	2	0	0	0	0	-9
10	Golden Dike	F 05:52	2-3	0-0	0-1	1	1	2	3	1	4	0	0	2	0	0	0	0	0	0	-3
2	Jaylin Andrews	G 16:21	0-3	0-2	0-0	0	2	2	2	0	0	0	0	0	0	0	0	0	0	0	-21
12	Deon Perry	G 14:01	1-6	0-3	0-0	0	2	2	0	0	2	1	0	1	0	1	0	1	0	1	-23
25	Kenneth Jones	G 19:02	2-5	2-5	0-0	0	1	1	0	1	6	0	3	2	0	0	0	0	0	-26	
13	Markese Redding	03:01	0-0	0-0	0-0	0	0	0	2	0	0	0	0	1	0	0	0	0	0	-1	
4	Alonso Faure	12:37	1-3	0-0	0-0	0	3	3	0	1	2	0	0	0	0	0	0	0	0	-24	
23	David Brown III	09:45	0-3	0-2	0-0	0	1	1	0	0	0	1	0	0	0	0	0	0	0	-17	
20	Chris Kuzemka	05:59	0-0	0-0	0-0	0	0	0	0	1	0	1	1	0	0	0	0	0	0	-6	
15	Tyson Commander	05:25	0-0	0-0	0-0	1	0	1	0	0	0	0	1	0	0	0	0	0	0	-12	
14	Garrett Brennan	02:00	0-0	0-0	0-0	0	0	0	1	0	0	0	1	0	0	0	0	0	0	-3	
Team									0	0	0		0		1						
Totals			6-24	2-13	0-1	2	10	12	8	4	14	3	12	3	0	1	0	1			-29

Shooting By Period		
1st FG%	6-24	25.0%
3PT%	2-13	15.4%
FT%	0-1	0%
GMFG%	6-24	25.0%
3PT%	2-13	15.4%
FT%	0-1	0.0%

Dead Ball Rebounds: 0, 0

Technical Fouls: Dike 1st 11:00

Clemson - 43

NO.	Name	Min	FG		3P		FT		Rebounds			Fouls		TP	AS	TO	ST	Blocks		+/-
			M-A	M-A	M-A	OR	DR	TOT	PF	FD	BS	BA								
5	Hunter Tyson	F 10:41	4-7	2-4	4-4	2	3	5	1	3	14	0	1	1	0	0	0	0	0	16
10	Ben Middlebrooks	C 03:06	0-1	0-0	0-0	0	1	1	0	0	0	0	0	0	1	0	0	0	0	8
1	Chase Hunter	G 11:05	2-3	0-0	0-0	0	1	1	0	0	4	1	4	0	0	0	0	0	16	
11	Brevin Galloway	G 13:23	2-4	0-2	2-2	0	2	2	0	1	6	3	0	2	0	0	0	0	13	
12	Alex Hemenway	G 16:41	3-3	1-1	0-0	1	2	3	1	0	7	2	0	1	0	0	0	0	25	
24	PJ Hall	07:56	0-3	0-2	0-0	0	1	1	0	1	0	0	1	0	0	0	0	0	5	
22	RJ Godfrey	05:03	0-0	0-0	1-2	0	1	1	0	1	1	0	0	0	0	0	0	0	7	
0	Josh Beadle	09:56	0-2	0-1	0-0	0	2	2	0	0	0	1	0	0	0	0	0	0	20	
4	Ian Schieffelin	08:58	2-2	1-1	0-0	0	3	3	1	1	5	1	0	0	0	0	0	0	16	
2	Dillon Hunter	08:55	2-2	0-0	0-0	0	0	0	1	0	4	2	0	0	0	0	0	0	13	
21	Chauncey Wiggins	04:16	1-2	0-1	0-0	0	1	1	0	0	2	0	0	0	0	1	0	0	6	
Team									0	0	0		0		0					
Totals			16-29	4-12	7-8	3	17	20	4	7	43	10	6	5	1	0	0	0	0	29

Shooting By Period		
1st FG%	16-29	55.2%
3PT%	4-12	33.3%
FT%	7-8	87.5%
GMFG%	16-29	55.2%
3PT%	4-12	33.3%
FT%	7-8	87.5%

Dead Ball Rebounds: 1, 0

Technical Fouls: NONE

	LMD	CU
Biggest lead	0 (1 st 20:00)	29 (1 st 0:03)
Best Scoring Run	6 (1 st 7:36)	18 (1 st 0:03)
Lead Changes	0	
Times Tied	1	
Time with Lead	00:00	18:54

Points from	LMD	CU
Turnovers	4	12
Paint	6	22
Second Chance	0	4
Fast Breaks	4	4
Bench	2	12

	Period by Period Scoring		
	1st	2nd	TOT
LMD	14	27	41
CU	43	29	72





Period 2

Period Starters:

CU	12 Hemenway A	1 Hunter C	5 Tyson H	11 Galloway B	24 Hall P
LMD	4 Faure A	5 Alexander I	12 Perry D	25 Jones K	2 Andrews J

Game Time	CU	Score	Diff	LMD
19:50	24 HALL P 2pt FG in the paint, jump shot made (2)	45-14	31	
19:50	5 TYSON H assist (1)			
19:21				2 ANDREWS J 2pt FG in the paint, layup blocked
19:21	24 HALL P block (1)			
19:21				offensive rebound (13)
18:58		45-16	29	4 FAURE A 2pt FG second chance in the paint, hook shot made (4)
18:36	11 GALLOWAY B turnover travel (1)			
18:11		45-18	27	4 FAURE A 2pt FG from turnover in the paint, layup made (6)
18:11				25 JONES K assist (1)
17:59	1 HUNTER C 2pt FG in the paint, jump shot made (6)	47-18	29	
17:45	24 HALL P foul shooting (1 - 1)			4 FAURE A foul drawn (2)
17:45		47-19	28	4 FAURE A free throw 1 - 2 made (7)
17:45		47-20	27	4 FAURE A free throw 2 - 2 made (8)
17:35	24 HALL P foul drawn (2)			4 FAURE A foul shooting (1 - 1)
17:35	24 HALL P free throw 1 - 2 made (3)	48-20	28	
17:35	24 HALL P free throw 2 - 2 made (4)	49-20	29	
17:13		49-23	26	5 ALEXANDER I 3pt FG , jump shot made (3)
17:13				25 JONES K assist (2)
16:53	1 HUNTER C 3pt FG , jump shot made (9)	52-23	29	
16:53	5 TYSON H assist (2)			
16:53	Timeout 30 Sec			
16:34				5 ALEXANDER I 3pt FG , jump shot missed
16:32	5 TYSON H defensive rebound (6)			
16:29	5 TYSON H turnover bad pass (2)			4 FAURE A steal (1)
16:25				12 PERRY D 3pt FG from turnover, jump shot missed
16:22				4 FAURE A offensive rebound (4)
16:20				4 FAURE A 2pt FG from turnover second chance in the paint, jump shot missed
16:18	5 TYSON H defensive rebound (7)			
16:02	24 HALL P 2pt FG in the paint, hook shot missed			
15:59				4 FAURE A defensive rebound (5)
15:51	24 HALL P foul shooting (2 - 2)			4 FAURE A foul drawn (3)
15:51	Timeout media			
15:51				4 FAURE A free throw 1 - 2 missed
15:51				offensive dead ball rebound (1)
15:51		52-24	28	4 FAURE A free throw 2 - 2 made (9)
15:40	5 TYSON H foul drawn (4)			5 ALEXANDER I foul personal (1 - 2)
15:34	1 HUNTER C foul drawn (1)			12 PERRY D foul shooting (1 - 3)
15:34	1 HUNTER C free throw 1 - 2 missed			
15:34	offensive dead ball rebound (2)			
15:34	1 HUNTER C free throw 2 - 2 made (10)	53-24	29	
15:11		53-26	27	4 FAURE A 2pt FG in the paint, layup made (11)
15:11	11 GALLOWAY B foul shooting (1 - 3)			4 FAURE A foul drawn (4)



**Loyola Maryland at Clemson**11/21/22 Littlejohn Coliseum, Clemson
2022-23 Clemson Men's Basketball

Game Time: 7:00 PM

Game Duration: 1:51

Attendance: 4,655

Officials: Jamie Luckie, Doug Simmons, Kipp Kissinger

Game Time	CU	Score	Diff	LMD
15:11				4 FAURE A free throw 1 - 1 missed
15:10	11 GALLOWAY B defensive rebound (3)			
14:52	11 GALLOWAY B turnover lost ball (2)			12 PERRY D steal (2)
14:41		53-28	25	4 FAURE A 2pt FG from turnover in the paint, layup made (13)
14:41				5 ALEXANDER I assist (1)
14:14	1 HUNTER C 3pt FG , jump shot missed			
14:12				5 ALEXANDER I defensive rebound (1)
13:43				15 COMMANDER T 3pt FG , jump shot missed
13:41	4 SCHIEFFELIN I defensive rebound (4)			
13:30	4 SCHIEFFELIN I turnover bad pass (1)			25 JONES K steal (3)
13:23				15 COMMANDER T 2pt FG from turnover in the paint, layup missed
13:21	5 TYSON H defensive rebound (8)			
13:09	5 TYSON H 2pt FG in the paint, layup missed			
13:07	5 TYSON H offensive rebound (9)			
13:07	5 TYSON H 2pt FG second chance in the paint, jump shot missed			
13:03				5 ALEXANDER I defensive rebound (2)
12:35				15 COMMANDER T 2pt FG in the paint, jump shot missed
12:31	12 HEMENWAY A defensive rebound (4)			
12:20	5 TYSON H 3pt FG , jump shot missed			
12:18				5 ALEXANDER I defensive rebound (3)
12:15				Timeout 30 Sec
12:07				25 JONES K 3pt FG , jump shot missed
12:05	2 HUNTER D defensive rebound (1)			
11:53	12 HEMENWAY A 3pt FG , jump shot made (10)	56-28	28	
11:53	4 SCHIEFFELIN I assist (2)			
11:38				12 PERRY D turnover bad pass (1)
11:19	22 GODFREY R foul offensive (1 - 4)			23 BROWN III D foul drawn (1)
11:19	22 GODFREY R turnover offensive (1)			
11:02	22 GODFREY R steal (1)			12 PERRY D turnover bad pass (2)
10:55	22 GODFREY R foul drawn (2)			13 REDDING M foul personal (3 - 4)
10:45	22 GODFREY R 2pt FG from turnover in the paint, layup missed			
10:42				23 BROWN III D defensive rebound (2)
10:16				13 REDDING M 2pt FG in the paint, jump shot missed
10:14				13 REDDING M offensive rebound (1)
10:11				2 ANDREWS J 2pt FG second chance outside the paint, jump shot missed
10:09	0 BEADLE J defensive rebound (3)			
09:49	2 HUNTER D 2pt FG in the paint, layup missed			
09:46				25 JONES K defensive rebound (2)
09:36				13 REDDING M 2pt FG in the paint, layup missed
09:29	4 SCHIEFFELIN I defensive rebound (5)			
09:22	12 HEMENWAY A 3pt FG , jump shot made (13)	59-28	31	
09:00	4 SCHIEFFELIN I steal (1)			25 JONES K turnover lost ball (4)
08:48	4 SCHIEFFELIN I turnover bad pass (2)			
08:23		59-30	29	4 FAURE A 2pt FG from turnover in the paint, hook shot made (15)
08:02	22 GODFREY R 2pt FG in the paint, layup made (3)	61-30	31	



Loyola Maryland at Clemson

11/21/22 Littlejohn Coliseum, Clemson
2022-23 Clemson Men's Basketball

Officials: Jamie Luckie, Doug Simmons, Kipp Kissinger

Game Time	CU	Score	Diff	LMD
07:36				20 KUZEMKAC 3pt FG , jump shot missed
07:36	defensive rebound (31)			
07:36	Timeout media			
07:15	22 GODFREY R 2pt FG in the paint, layup made (5)	63-30	33	
07:15	0 BEADLE J assist (2)			
07:05				20 KUZEMKAC turnover bad pass (2)
06:43	0 BEADLE J 3pt FG from turnover, jump shot missed			
06:40	offensive rebound (32)			
06:27	10 MIDDLEBROOKS B 2pt FG from turnover second chance in the paint, layup missed			
06:25				4 FAURE A defensive rebound (6)
06:13				25 JONES K 3pt FG , jump shot missed
06:11	2 HUNTER D defensive rebound (2)			
06:05	2 HUNTER D turnover lost ball (1)			12 PERRY D steal (3)
05:59		63-33	30	12 PERRY D 3pt FG fast break from turnover, jump shot made (5)
05:42	2 HUNTER D turnover bad pass (2)			12 PERRY D steal (4)
05:38	21 WIGGINS C steal (1)			4 FAURE A turnover bad pass (1)
05:20	0 BEADLE J 2pt FG from turnover in the paint, jump shot blocked			
05:20				2 ANDREWS J block (1)
05:17	22 GODFREY R offensive rebound (2)			
05:16	21 WIGGINS C 2pt FG from turnover second chance in the paint, dunk, made (4)	65-33	32	
05:16	22 GODFREY R assist (1)			
05:01	10 MIDDLEBROOKS B steal (2)			4 FAURE A turnover lost ball (2)
05:01	10 MIDDLEBROOKS B foul drawn (1)			4 FAURE A foul personal (2 - 5)
04:39	22 GODFREY R 2pt FG from turnover in the paint, hook shot made (7)	67-33	34	
04:05				5 ALEXANDER I 2pt FG outside the paint, jump shot missed
04:03				13 REDDING M offensive rebound (2)
04:01		67-36	31	12 PERRY D 3pt FG second chance, jump shot made (8)
04:01				25 JONES K assist (3)
03:38	2 HUNTER D 2pt FG in the paint, layup missed			
03:34	2 HUNTER D offensive rebound (3)			
03:33	2 HUNTER D 2pt FG second chance in the paint, layup missed			
03:31	2 HUNTER D offensive rebound (4)			
03:30	22 GODFREY R 3pt FG second chance, jump shot missed			
03:27				12 PERRY D defensive rebound (3)
03:24				12 PERRY D 3pt FG , jump shot missed
03:21	21 WIGGINS C defensive rebound (2)			
03:16	10 MIDDLEBROOKS B foul drawn (2)			13 REDDING M foul personal (4 - 6)
03:16	Timeout media			
03:16	0 BEADLE J 2pt FG in the paint, layup made (2)	69-36	33	
03:16		69-39	30	12 PERRY D 3pt FG , jump shot made (11)
03:16				4 FAURE A assist (1)
02:21	21 WIGGINS C 3pt FG , jump shot made (7)	72-39	33	
02:21	0 BEADLE J assist (3)			
01:47				12 PERRY D 2pt FG in the paint, layup missed
01:45	4 SCHIEFFELIN I defensive rebound (6)			





Official Basketball Play by Play - Second Half
Loyola Maryland at Clemson
 11/21/22 Littlejohn Coliseum, Clemson
 2022-23 Clemson Men's Basketball

Game Time: 7:00 PM
Game Duration: 1:51
Attendance: 4,655

Officials: Jamie Luckie, Doug Simmons, Kipp Kissinger

Game Time	CU	Score	Diff	LMD
01:23	4 SCHIEFFELIN I 2pt FG in the paint, dunk, blocked			
01:23				5 ALEXANDER I block (1)
01:20				15 COMMANDER T defensive rebound (2)
01:19	10 MIDDLEBROOKS B foul shooting (1 - 5)			5 ALEXANDER I foul drawn (1)
01:19		72-40	32	5 ALEXANDER I free throw fast break 1 - 2 made (4)
01:19		72-41	31	5 ALEXANDER I free throw fast break 2 - 2 made (5)
01:06	10 MIDDLEBROOKS B turnover bad pass (1)			22 GIBBS S steal (1)
01:01				14 BRENNAN G 2pt FG from turnover in the paint, layup blocked
01:01	10 MIDDLEBROOKS B block (1)			
00:56				22 GIBBS S offensive rebound (1)
00:55				22 GIBBS S 2pt FG from turnover second chance in the paint, layup blocked
00:55	32 NAUSEEF D block (1)			
00:47	14 FOSTER D defensive rebound (1)			
00:46	15 NAUSEEF J 3pt FG , jump shot missed			
00:44	10 MIDDLEBROOKS B offensive rebound (2)			
00:39	32 NAUSEEF D 2pt FG second chance in the paint, jump shot missed			
00:35				55 JACKSON A defensive rebound (1)
00:25				22 GIBBS S 2pt FG in the paint, jump shot missed
00:22	10 MIDDLEBROOKS B defensive rebound (3)			
END OF GAME				
CU 72-41 LMD				





Loyola Maryland - 27

NO.	Name	Min	FG			Rebounds			Fouls		TP	AS	TO	ST	Blocks		+/-
			M-A	M-A	M-A	OR	DR	TOT	PF	FD					BS	BA	
5	Isaiah Alexander	F 11:27	1-3	1-2	2-2	0	3	3	1	1	5	1	0	0	1	0	5
10	Golden Dike	F 00:00	0-0	0-0	0-0	0	0	0	0	0	0	0	0	0	0	0	0
2	Jaylin Andrews	G 12:05	0-2	0-0	0-0	0	0	0	0	0	0	0	0	1	1	-2	
12	Deon Perry	G 16:33	3-6	3-5	0-0	0	1	1	1	0	9	0	2	3	0	0	0
25	Kenneth Jones	G 14:37	0-2	0-2	0-0	0	1	1	0	0	0	3	1	1	0	0	0
15	Tyson Commander	06:35	0-3	0-1	0-0	0	1	1	0	0	0	0	0	0	0	0	3
13	Markese Redding	05:13	0-2	0-0	0-0	2	0	2	2	0	0	0	0	0	0	0	-5
20	Chris Kuzemka	05:35	0-1	0-1	0-0	0	0	0	0	0	0	1	0	0	0	-8	
23	David Brown III	07:14	0-0	0-0	0-0	0	1	1	0	1	0	0	0	0	0	-7	
4	Alonso Faure	13:28	5-6	0-0	3-5	1	2	3	2	3	13	1	2	1	0	2	
22	Samuel Gibbs	03:16	0-2	0-0	0-0	1	0	1	0	0	0	0	0	1	0	0	
14	Garrett Brennan	01:19	0-1	0-0	0-0	0	0	0	0	0	0	0	0	0	1	1	
24	Daraun Gray	01:19	0-0	0-0	0-0	0	0	0	0	0	0	0	0	0	0	1	
55	Alex Jackson	01:19	0-0	0-0	0-0	0	1	1	0	0	0	0	0	0	0	0	
Team						1	0	1			0						
Totals			9-28	4-11	5-7	5	10	15	6	5	27	5	6	6	2	3	-2

Shooting By Period		
2 nd FG%	9-28	32.1%
3PT%	4-11	36.4%
FT%	5-7	71.4%
GMFG%	9-28	32.1%
3PT%	4-11	36.4%
FT%	5-7	71.4%

Dead Ball Rebounds: 1, 0

Technical Fouls: NONE

Clemson - 29

NO.	Name	Min	FG			Rebounds			Fouls		TP	AS	TO	ST	Blocks		+/-
			M-A	M-A	M-A	OR	DR	TOT	PF	FD					BS	BA	
5	Hunter Tyson	F 07:45	0-3	0-1	0-0	1	3	4	0	1	0	2	1	0	0	0	-4
10	Ben Middlebrooks	C 07:04	0-1	0-0	0-0	1	1	2	1	2	0	0	1	1	1	0	-2
1	Chase Hunter	G 07:45	2-3	1-2	1-2	0	0	0	0	1	6	0	0	0	0	0	-4
11	Brevin Galloway	G 07:45	0-0	0-0	0-0	0	1	1	1	0	0	0	2	0	0	-4	
12	Alex Hemenway	G 11:13	2-2	2-2	0-0	0	1	1	0	0	6	0	0	0	0	2	
24	PJ Hall	04:49	1-2	0-0	2-2	0	0	0	2	1	4	0	0	0	1	-2	
4	Ian Schieffelin	10:04	0-1	0-0	0-0	0	3	3	0	0	0	1	2	1	0	7	
0	Josh Beadle	10:56	1-3	0-1	0-0	0	1	1	0	0	2	2	0	0	0	7	
2	Dillon Hunter	10:56	0-3	0-0	0-0	2	2	4	0	0	0	0	2	0	0	7	
22	RJ Godfrey	08:59	3-5	0-1	0-0	1	0	1	1	1	6	1	1	1	0	6	
21	Chauncey Wiggins	07:28	2-2	1-1	0-0	0	1	1	0	0	5	0	0	1	0	1	
14	Devin Foster	01:19	0-0	0-0	0-0	0	1	1	0	0	0	0	0	0	0	-1	
15	Jack Nauseef	01:19	0-1	0-1	0-0	0	0	0	0	0	0	0	0	0	0	-1	
20	Matt Kelly	01:19	0-0	0-0	0-0	0	0	0	0	0	0	0	0	0	0	-1	
32	Daniel Nauseef	01:19	0-1	0-0	0-0	0	0	0	0	0	0	0	0	1	0	-1	
Team						1	1	2			0						
Totals			11-27	4-9	3-4	6	15	21	5	6	29	6	9	4	3	2	2

Shooting By Period		
2 nd FG%	11-27	40.7%
3PT%	4-9	44.4%
FT%	3-4	75%
GMFG%	11-27	40.7%
3PT%	4-9	44.4%
FT%	3-4	75.0%

Dead Ball Rebounds: 1, 0

Technical Fouls: NONE

	LMD	CU
Biggest lead	0 (1 st 20:00)	34 (2 nd 4:39)
Best Scoring Run	4 (2 nd 18:11)	6 (2 nd 9:22)
Lead Changes	0	
Times Tied	0	
Time with Lead	00:00	19:50

	LMD	CU
Points from Turnovers	9	4
Paint	10	14
Second Chance	5	2
Fast Breaks	5	0
Bench	13	17

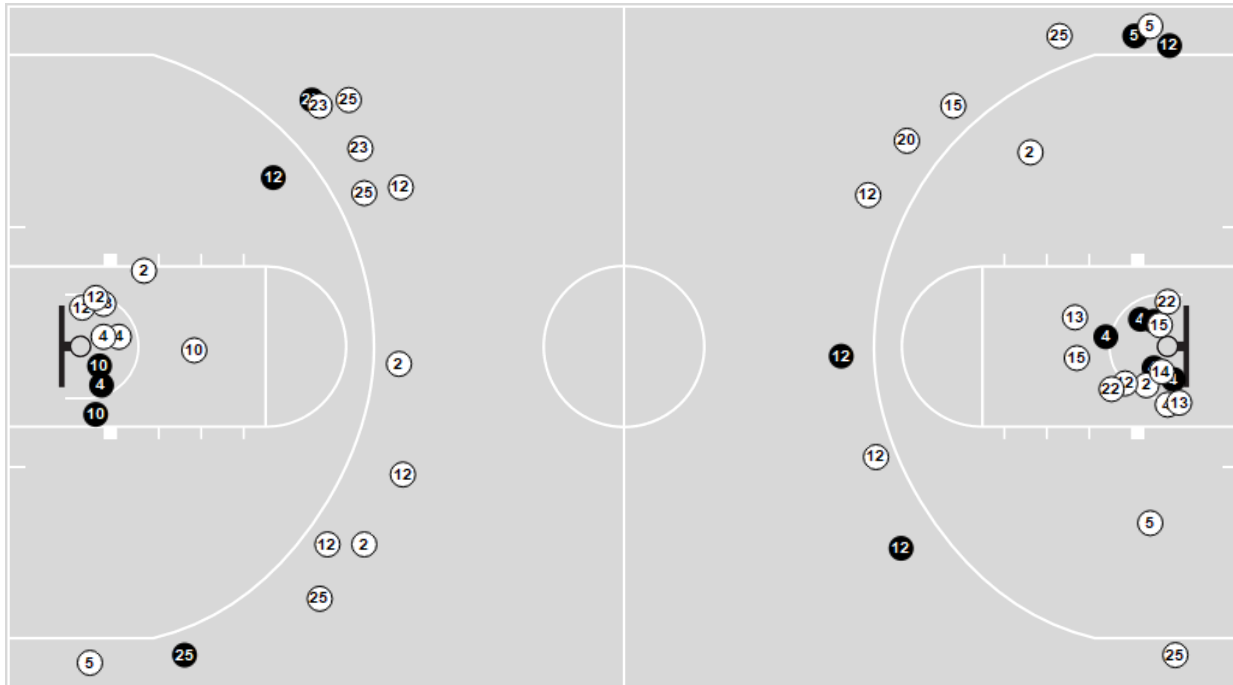
	Period by Period Scoring		
	1st	2nd	TOT
LMD	14	27	41
CU	43	29	72



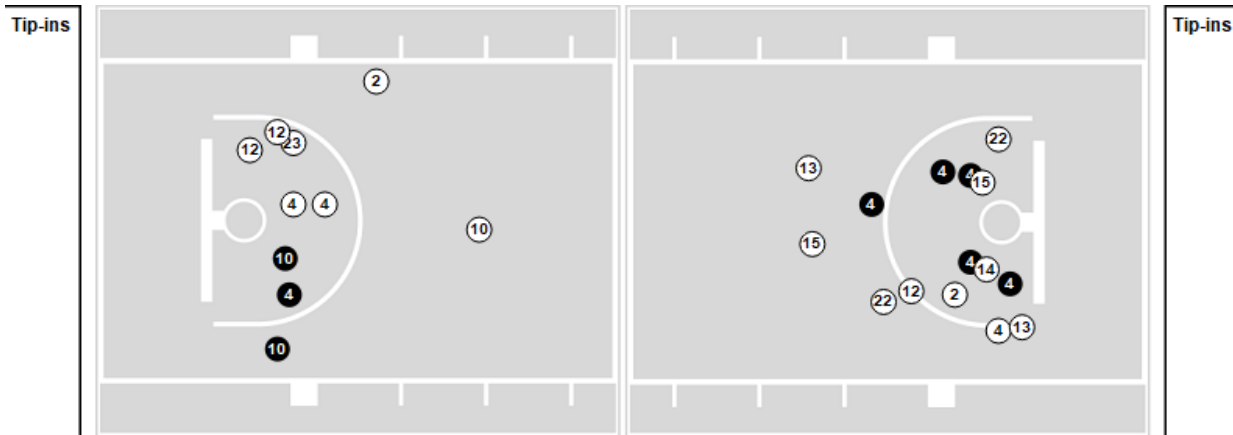


Players => All ; FG Types => All ; Results => All ;
Loyola Maryland

All Field Goals



Shots in the Paint



● Made ○ Missed N - Player Number

Loyola Maryland	M/A	%
Field Goals	15/52	29
2 Points	9/28	32
3 Points	6/24	25
Free Throws	5/8	62

Loyola Maryland	M/A	%
Points in the Paint	16 (8/25)	32
Fast Break Points	9 (5/5)	100
Second Chance Points	5 (2/7)	29
Effective FG%	35	

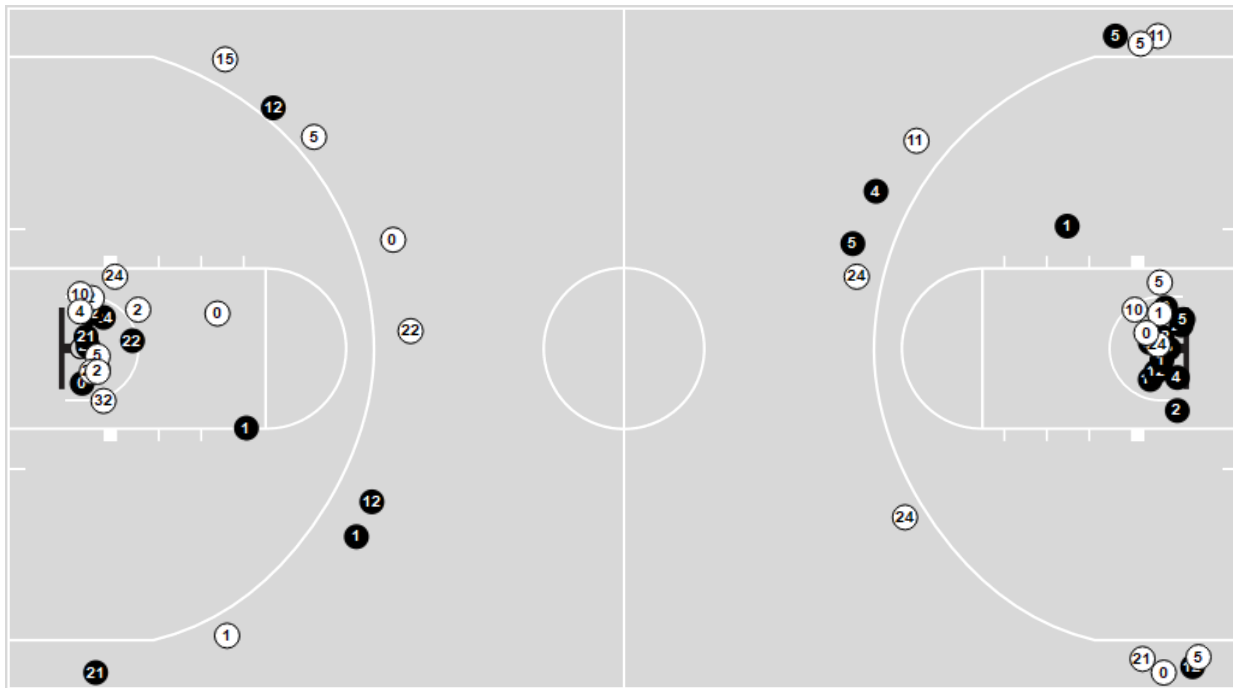


Officials: Jamie Luckie, Doug Simmons, Kipp Kissinger

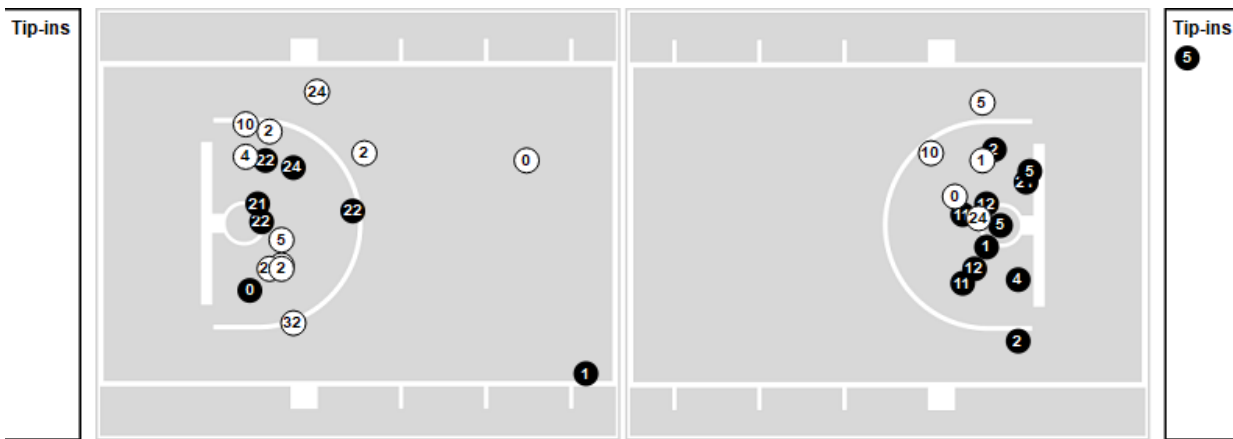
Players => All ; FG Types => All ; Results => All ;

Clemson

All Field Goals



Shots in the Paint



● Made ○ Missed N - Player Number

Clemson	M/A	%
Field Goals	27/56	48
2 Points	19/35	54
3 Points	8/21	38
Free Throws	10/12	83

Clemson	M/A	%
Points in the Paint	36 (18/34)	53
Fast Break Points	4 (2/2)	100
Second Chance Points	6 (3/9)	33
Effective FG%	55	

