

GAME NOTES



ACC 30 POSTSEASON APPEARANCES | 13 NCAA TOURNAMENTS | 4 SWEET SIXTEENS | 1 ELITE EIGHT | 1990 ACC REGULAR SEASON CHAMPIONS



CLEMSON (0-0, 0-0 ACC) vs. THE CITADEL (0-0, 0-0 SoCON)
MONDAY, NOVEMBER 7 • 7 P.M. ET • LITTLEJOHN COLISEUM • CLEMSON, S.C.



GAME 1

CLEMSON RECORDS

Overall:	0-0	Loss-1
vs. ACC opponents:	0-0	Loss-1
Non-Conference regular-season:	0-0	Won-3
Home:	0-0	Won-3
Away:	0-0	Won-1
Neutral:	0-0	Loss-1

2022-23 SCHEDULE/RESULTS

Date	Opponent	TV	Score/Time (ET)
11/2	Benedict (Exhibition)	---	W, 91-45
11/7	The Citadel	ACCNX	7 p.m.
11/11	at South Carolina	SECN+	7 p.m.
11/15	USC Upstate	ACCNX	7 p.m.
11/18	Bellarmine	ACCNX	7 p.m.
11/21	Loyola-Maryland	ACCNX	7 p.m.
11/25	vs. Iowa ¹	CBSSN	7 p.m.
11/26	vs. Cal/TCU ¹	TBA	TBA
11/29	Penn State ²	ESPNU	7 p.m.
12/2	Wake Forest*	RSN	7 p.m.
12/7	Towson	RSN	9 p.m.
12/10	vs. Loyola Chicago ³	ACCN	7:30 p.m.
12/17	vs. Richmond ⁴	TBA	7 p.m.
12/21	at Georgia Tech*	ESPN2	7:30 p.m.
12/30	NC State*	TBA	TBA
1/4	at Virginia Tech*	ESPN2/U	9 p.m.
1/7	at Pittsburgh*	ESPNU	4 p.m.
1/11	Louisville*	RSN	9 p.m.
1/14	Duke*	ACCN	5 p.m.
1/17	at Wake Forest*	RSN	9 p.m.
1/21	Virginia Tech*	ESPN2/U	6 p.m.
1/24	Georgia Tech*	ACCN	9 p.m.
1/28	Florida State*	ACCN	5 p.m.
1/31	at Boston College*	ACCN	7 p.m.
2/4	Miami (Fla.)*	ACCN	3 p.m.
2/11	at North Carolina*	ESPN/2	2 p.m.
2/15	Florida State*	RSN	7 p.m.
2/18	at Louisville*	ACCN	7 p.m.
2/22	Syracuse*	ACCN	7 p.m.
2/25	at NC State*	RSN	12 p.m.
2/28	at Virginia*	ACCN	7 p.m.
3/4	Notre Dame*	ACCN	8 p.m.
3/8-12	New York Life ACC Tournament ⁵		

* - ACC contest; Note: Home games in **bold**; ¹ Emerald Coast Challenge (Niceville, Fla.); ² ACC/Big 10 Challenge; ³ Holiday Hoopsgiving (Atlanta, Ga.); ⁴ Greenville Invitational (State Farm Arena, Atlanta, Ga.); ⁵ ACC Tournament (Greensboro Coliseum, Greensboro, N.C.)

TABLE OF CONTENTS

Broadcast Sheet	2
Rosters	3
Head Coach Brad Brownell	4
Team Notes	5-9
Player Stats/Notes	10-29
Miscellaneous Stats	30
Superlatives	31-32
Stats/Box Scores	33-41
Radio/Television Roster	42

CLEMSON SOCIAL MEDIA

Twitter | Instagram @ClemsonMBB
Facebook Facebook.com/ClemsonMBB

ATHLETIC COMMUNICATIONS

SID Contact: Ben Winterrowd
Cell Phone: 630.862.8828
Email: winterrowd@clemsontigers.com
Secondary Contact: Jere Drummond
Email: jered@clemsontigers.com

BROADCAST INFORMATION

TV: ACCNX (Pete Yanity; PxP, JD Powell; Analyst)
Watch Link: <https://es.pn/3fCtEME>
Radio: Clemson Athletic Network (Don Munson/Tim Bourret)
Engineer: Ben Milstead
Clemson Radio Affiliates: 105.5 The ROAR (Flagship)
Sirius/XM: 371 (Clemson Broadcast)
Live Stats: ClemsonTigers.com

SERIES HISTORY

Overall: Clemson leads 61-24
In Clemson: Clemson leads 41-8
In Charleston: Clemson leads 20-16
At neutral sites: Series tied 0-0
Current streak: Clemson, 16
Coach Brownell vs. The Citadel: 4-0

SETTING THE SCENE BETWEEN THE TIGERS AND BULLDOGS

- The contest will be televised on ACCNX with Pete Yanity and JD Powell calling the action, while Don Munson and Tim Bourret will call the action on the radio waves. The radio call will be available on the Clemson Athletic Network and ClemsonTigers.com.
- Live stats will be provided on ClemsonTigers.com and Twitter updates will be available on Clemson's official account (@ClemsonMBB).

CLEMSON BASKETBALL HEADLINES

- PJ Hall made the strongest case for most improved player in the ACC last season and it led to his selection as an All-ACC Preseason Second Team pick by ACC media.
- Hall was recently named to the Kareem Abdul-Jabbar Center of the Year Award Watch List.
- Hall finished +12.0 in PPG, +3.8 in RPG, +1.5 in APG and +1.1 blocks per game. Hall has increased his 3-point shooting by nearly 20.0 percent and despite the increased work load, he shot 49.3 percent last season, including a 52.6 effective field goal percentage.
- Hall netted a career-high 28 points at Florida State (Feb. 15). He netted three double-doubles and six 20-point games. He grabbed a career-best 13 rebounds against Drake (Dec. 11) and finished with three double-digit rebounding games. Hall returned to the floor on March 5 after missing essentially missing four contests after injuring his left foot in the first minute at Louisville. Hall scored 12 points in 13 minutes of play in a win over Virginia Tech.
- Hall became the highest scoring post player at Clemson since Trevor Booker (2009-10; 15.2 ppg) and his 15.5 was the most by a Clemson center since Dale Davis in 1990-91 (17.9).
- Hunter Tyson returned for his graduate campaign and will look to become the Tigers' all-time games played leader in program history. Tyson has played 106 games and needs 29 to become the all time leader (134; Cliff Hammonds, K.C. Rivers, Trevor Booker and David Potter).
- Tyson averaged a career-best 10.0 points and 5.8 rebounds per game a year ago.
- Chase Hunter charged onto the scene late last season and averaged 8.8 points, 3.2 rebounds and 2.3 assists in the season's final 20 contests. Hunter shot 48.8 percent from the floor, including 38.6 percent from three.
- During that stretch, Hunter posted nine double-digit scoring games, including two 20-point outings. His 23-point outburst at Boston College (Feb. 26) was a career-high and he finished 10-for-12 from the floor.
- Alex Hemenway enters the season in fifth all-time on Clemson's 3-point shooting percentage list. He is a career 41.5 percent shooter from distance.
- Brownell is quickly approaching 400 career wins and stands at 385 all time. He has 83 at UNC Wilmington, 84 at Wright State and 218 at Clemson.


STATISTICAL OUTLOOK

--/--	Clemson	Ht.	Wt.	Yr.	Hometown	GP/GS	PPG	RPG	APG	MPG
G 0	Josh Beadle	6-3	182	RFr.	Columbia, S.C.	REDSHIRTED 2021-22				
G 1	Chase Hunter	6-3.5	204	So.	Atlanta, Ga.	33/15	6.7	2.7	1.8	22.7
G 2	Dillon Hunter	6-3.5	193	Fr.	Atlanta, Ga.	---	---	---	---	---
F 4	Ian Schieffelin	6-7	230	So.	Loganville, Ga.	30/7	3.1	2.8	0.9	11.6
F 5	Hunter Tyson	6-8	217	Gr.	Monroe, N.C.	25/24	10.0	5.5	1.3	25.5
F 10	Ben Middlebrooks	6-10.5	242	So.	Fort Lauderdale, Fla.	26/4	1.2	1.1	0.3	6.5
G 11	Brevin Gallaway	6-3	210	Gr.	Anderson, S.C.	*25/5	8.3	1.5	1.4	24.8
G 12	Alex Hemenway	6-4	195	Sr.	Newburgh, Ind.	31/2	5.2	1.3	0.3	14.6
G 13	Chauncey Gibson	6-5	188	Fr.	Dallas, Texas	---	---	---	---	---
G 14	Devin Foster	6-2	182	Sr.	Canton, Mass.	6/0	0.0	0.2	0.0	1.3
G 15	Jack Nauseef	6-1	163	Sr.	Dayton, Ohio	5/0	0.0	0.0	0.0	1.2
G 20	Matt Kelly	6-1	172	So.	Charleston, S.C.	---	---	---	---	---
F 21	Chauncey Wiggins	6-10	205	Fr.	Grayson, Ga.	---	---	---	---	---
F 22	RJ Godfrey	6-7	225	Fr.	Suwanee, Ga.	---	---	---	---	---
F 24	PJ Hall	6-10	245	Jr.	Spartanburg, S.C.	30/29	15.5	5.8	1.6	27.4
F 32	Daniel Nauseef	6-7	215	So.	Dayton, Ohio	2/0	0.0	0.5	0.0	0.8

*Season played at Boston College

2022-23 CLEMSON BROADCAST SHEET

0



JOSH BEADLE

R-FR. • G • 6-3 • 180 • COLUMBIA, S.C./CARDINAL NEWMAN

	MIN	PTS	REB	AST	FG%	3FG%	FT%
22-23	--	--	--	--	--	--	--
Career	--	--	--	--	--	--	--

Season Highs:

- » Rated as a three-star prospect, according to 247Sports and Rivals.
- » Averaged 16.9 points, 6.2 rebounds, 3.8 assists and 1.4 steals per game as a senior at Cardinal Newman. Eclipsed 1,000 career points.
- » Won back-to-back SCISA Class 3A Championships and led team in scoring. Last three seasons: shot over 50.0%, 40.0% from three, 70.0% at the line.
- » Three-time All-Region, All-State, All-Tournament and All-Star player.
- » Chose Clemson over Wake Forest and VCU.

1



CHASE HUNTER

R-JR. • G • 6-3.5 • 204 • ATLANTA, GA./WESTLAKE HS

	MIN	PTS	REB	AST	FG%	3FG%	FT%
22-23	--	--	--	--	--	--	--
Career	19.1	5.1	1.9	1.5	.399	.276	.723

Season Highs: PTS (23), FG (10), 3FG (3), FT (8), OREB (3), REB (7), AST (5), BLK (1), STL (2)

- » Career-high 23 points (7-9 FG) in win at Boston College (Feb. 26). Tied career-high 7 reb.
- » Scored a then-career-high 21 points in 80-69 win over Wake Forest (Feb. 23). Also totaled a career-best 10 field goals.
- » Came to Clemson as a four-star prospect and No. 98 overall in 247Sports' Top 100.
- » Rated the No. 4 player in the state of Georgia and the No. 14 combo guard in the country.
- » Chose Clemson over Georgia, Virginia, Oklahoma and Michigan State.

2



DILLON HUNTER


FR. • G • 6-3.5 • 193 • ATLANTA, GA./WESTLAKE HS

	MIN	PTS	REB	AST	FG%	3FG%	FT%
22-23	--	--	--	--	--	--	--
Career	--	--	--	--	--	--	--

Season Highs:

- » He is the younger brother of current Tiger Chase Hunter, was ranked No. 64 in the ESPN 100 and rated a four-star prospect.
- » Hunter chose Clemson over Baylor, Auburn, Florida State, Kentucky, Georgia and Georgia Tech.
- » "He has excellent vision and a feel for the game, which makes him an outstanding passer and facilitator who complements our other freshmen very well."

4



IAN SCHIEFFELIN (CHEF-LIN)


FR. • F • 6-7 • 225 • LOGANVILLE, GA./GRAYSON HS

	MIN	PTS	REB	AST	FG%	3FG%	FT%
22-23	--	--	--	--	--	--	--
Career	11.6	3.1	2.8	0.9	.395	.313	.714

Season Highs: PTS (12), FG (4), FT (4), REB (10), OREB (2), AST (4), STL (2), BLK (1)

- » Season-high 12 points against North Carolina; season-high 10 rebounds against Duke
- » Rated three-star prospect, according to 247Sports and Rivals.
- » Averaged 12.0 points, 12.0 rebounds and 3.0 blocks per game as a senior for a top-ranked program in Georgia (Grayson HS). Finished 10th in country and No. 1 among public schools.
- » Helped lead Grayson to a Region 8-AAAAAAA championship and 25-4 record as a soph.
- » Chose Clemson over Virginia Tech and Dayton.

5



HUNTER TYSON


SR. • F • 6-8 • 215 • MONROE, N.C./PIEDMONT HS

	MIN	PTS	REB	AST	FG%	3FG%	FT%
22-23	--	--	--	--	--	--	--
Career	15.5	5.8	3.2	0.6	.433	.335	.752

Season Highs: PTS (20), FG (8), 3FG (3), FT (6), REB (13), AST (4), BLK (3), STL (2)

- » Suffered a broken clavicle against Florida State on Feb. 2. Returned to the floor on March 2 vs. Georgia Tech. Collected eight points, two rebounds and one steal in 17 minutes in return.
- » First career double-double (18 points and 13 rebounds) vs. South Carolina (Dec. 18); Career-best six offensive rebounds.
- » Scored season-high 20 points in win over Bryant (Nov. 15).
- » Averaged career-highs in points (10.0) and rebounds (5.5) last season.
- » First career start came against South Carolina (Dec. 15, 2019).

10



BEN MIDDLEBROOKS

FR. • F • 6-10 • 232 • FORT LAUDERDALE, FLA./WESTMINSTER ACADEMY

	MIN	PTS	REB	AST	FG%	3FG%	FT%
22-23	--	--	--	--	--	--	--
Career	6.5	1.2	1.1	0.3	.591	.000	.625

Season Highs: PTS (8), FG (4), FT (2), REB (9), OREB (4), AST (2), BLK (2), STL (2)

- » Career-high eight points, nine rebounds vs. Boston College (Feb. 26).
- » Rated a four-star prospect according to ESPN and reclassified from the Class of 2022.
- » Middlebrooks was a Top 100 player in the Class of 2022.
- » Averaged 20.5 points and 13.6 rebounds per game as a senior.
- » Chose Clemson over Florida, Auburn, Georgia, Ole Miss, Virginia Tech, Notre Dame, Dayton.
- » Sister, Mackenzy, was a member of Clemson's women's tennis program (graduated 2021).

11



BREVIN GALLOWAY

GR. • G • 6-3 • 210 • ANDERSON, S.C. (SENECA HS/BOSTON COLLEGE)

	MIN	PTS	REB	AST	FG%	3FG%	FT%
22-23	--	--	--	--	--	--	--
Career	25.0	8.8	2.2	1.3	.389	.328	.663

Season Highs: PTS (18), REB (6), AST (7), FG (7), 3FG (5), STL (3)

- » Transferred to Boston College prior to the 2021-22 season and played 25 games, including five starts for the Eagles.
- » Averaged 8.3 points, 1.5 rebounds and 1.4 assists per game for the Eagles.
- » Netted double-figure points nine times last season, including a season-high 18 points twice against Georgia Tech (Jan. 12, 2022) and Clemson (Jan. 15, 2022).
- » Was a 2020-21 preseason All-CAA selection.

12



ALEX HEMENWAY

JR. • G • 6-4 • 195 • NEWBURGH, IND./CASTLE HS

	MIN	PTS	REB	AST	FG%	3FG%	FT%
22-23	--	--	--	--	--	--	--
Career	14.5	4.9	1.2	0.4	.432	.415	.784

Season Highs: PTS (17), FG (5), 3FG (4), FT (5), REB (3), OREB (1), AST (2), STL (2)

- » Fifth all-time in 3-point shooting at Clemson (min. 50 att.) - 41.5 percent
- » Career-high-tying 17 points off the bench vs. Miami (Ohio); 5-6 FG, 3-3 3FG, 4-4 FT
- » Career-high 17 points and career-best five made threes at Wake Forest (Feb. 24)
- » As it stands, he ranks fifth all-time in 3-point percentage in school history (41.6%).
- » Chose Clemson over Nebraska, Creighton, DePaul and Belmont.
- » Father, Todd, played high school soccer in Indiana with Head Coach Brad Brownell.

13



CHAUNCEY GIBSON


FR. • G • 6-5 • 188 • DALLAS, TEXAS/KIMBALL HS

	MIN	PTS	REB	AST	FG%	3FG%	FT%
22-23	--	--	--	--	--	--	--
Career	30.3	12.7	4.2	2.6	.434	.332	.657

Season Highs:

- » Rated as a three-star prospect by 247Sports and Rivals.
- » Gibson averaged 17.6 points, 7.0 rebounds and 5.0 assists per game last season for Kimball High School.
- » Gibson is listed as the No. 23 player in the state of Texas by Blue Zurtuche and Texas Basketball Review.
- » He chose Clemson over SMU, Old Dominion and Texas Tech.

21



CHAUNCEY WIGGINS

FR. • F • 6-10 • 205 • GRAYSON, GA./GRAYSON HS

	MIN	PTS	REB	AST	FG%	3FG%	FT%
22-23	--	--	--	--	--	--	--
Career	--	--	--	--	--	--	--

Season Highs:

- » Rated a three-star prospect, according to 247Sports and Rivals.
- » Wiggins averaged 12.1 points, 6.6 rebounds, 2.3 assists, 1.2 steals and 1.8 blocks per game last season for Grayson. He was high school teammates with current Tiger Ian Schieffelin (Loganville, Ga./Grayson).
- » Wiggins is ranked as the fourth-best player in the 2022 class from the state of Georgia and is a Top 150 player according to 247Sports.
- » Wiggins chose Clemson over NC State, Georgia, South Florida and Maryland.

22



RJ GODFREY


FR. • F • 6-7 • 225 • SUWANEE, GA./NORTH GWINNETT HS

	MIN	PTS	REB	AST	FG%	3FG%	FT%
22-23	--	--	--	--	--	--	--
Career	--	--	--	--	--	--	--

Season Highs:

- » Rated as a three-star prospect by 247Sports (#130) and Rivals (#135).
- » Godfrey averaged 16.0 points, 9.0 rebounds, 4.0 assists and 3.0 blocks per game last season. He is the rated No. 5 player in the state of Georgia.
- » His father, Randall Godfrey, is an 11-year NFL veteran who played linebacker for the Dallas Cowboys, Tennessee Titans, Seattle Seahawks, San Diego Chargers and the Washington Football Team.
- » Godfrey chose Clemson over Ole Miss, Texas Tech, Georgia Tech, Utah and Georgia.

24



PJ HALL

JR. • C • 6-10 • 245 • SPARTANBURG, S.C./DORMAN HS

	MIN	PTS	REB	AST	FG%	3FG%	FT%
21-22	--	--	--	--	--	--	--
Career	20.2	10.5	4.2	1.0	.493	.280	.777

Season Highs: PTS (28), FG (10), 3FG (3), FT (12), REB (13), OREB (6), AST (4), BLK (4), STL (2)

- » Had 25 consecutive double-figure scoring games; Three career double-doubles.
- » Career-high 28 points vs. FSU. Made career-high 12 free throws (12-13) vs. FSU; Set new career-high of 13 rebounds with career-best six offensive rebounds against Drake.
- » 2020 No. 1 prospect in the state of South Carolina; ESPN ranked Hall No. 48 in its Top 100.
- » Highest rated prospect of the Brownell Era and fourth all-time at Clemson (247Sports).
- » Sister, Thayer, played volleyball for the Florida Gators.
- » Chose Clemson over Virginia Tech, Florida, Tennessee, Georgia Tech and South Carolina.



DEVIN FOSTER

SR. • G • 6-2 • 182

CANTON, MASS.

CANTON HS

- » Promoted undergraduate manager.
- » 2019 Mr. Basketball in Massachusetts
- » All-time leading scorer at Canton HS (1,306 points).

14



JACK NAUSEEF

SR. • G • 6-1 • 163

DAYTON, OHIO

CHAMINADE JULIENNE CATHOLIC

- » Promoted undergraduate manager
- » Team captain and two-year starter in high school

15



MATT KELLY

SO. • G • 6-1 • 172

CHARLESTON, S.C.

PORTER-GAUD HS

- » First year in the program.

20



DANIEL NAUSEEF

FR. • F • 6-7 • 215

DAYTON, OHIO

CHAMINADE JULIENNE CATHOLIC

- » Promoted undergraduate manager

32

ROSTER

ALPHABETICAL

No	Name	Pos	Hgt	Wgt	Cl.	Exp.	Hometown	Previous School
0	Josh Beadle	G	6-3	182	RFr.	HS	Columbia, S.C.	Cardinal Newman HS
14	Devin Foster	G	6-2	182	Sr.	1VL	Canton, Mass.	Canton HS
11	Brevin Galloway	G	6-3	210	Gr.	4VL	Anderson, S.C.	Boston College
13	Chauncey Gibson	G	6-5	188	Fr.	HS	Dallas, Texas	Kimball HS
22	RJ Godfrey	F	6-7	225	Fr.	HS	Suwanee, Ga.	North Gwinnett HS
24	PJ Hall	F	6-10	245	Jr.	2VL	Spartanburg, S.C.	Dorman HS
12	Alex Hemenway	G	6-4	195	Sr.	3VL	Newburgh, Ind.	Castle HS
3	Chase Hunter	G	6-3.5	204	RJr.	3VL	Atlanta, Ga.	Westlake HS
2	Dillon Hunter	G	6-3.5	193	Fr.	HS	Atlanta, Ga.	Westlake HS
20	Matt Kelly	G	6-1	172	So.	HS	Charleston, S.C.	Porter-Gaud HS
10	Ben Middlebrooks	F	6-10.5	242	So.	1VL	Fort Lauderdale, Fla.	Westminster Academy
15	Jack Nauseef	G	6-1	163	Sr.	1VL	Dayton, Ohio	Chaminade Julianne Catholic
32	Daniel Nauseef	F	6-7	215	So.	1VL	Dayton, Ohio	Chaminade Julianne Catholic
1	Ian Schieffelin	F	6-7	230	So.	1VL	Loganville, Ga.	Grayson HS
5	Hunter Tyson	F	6-8	217	Gr.	4VL	Monroe, N.C.	Piedmont HS
21	Chauncey Wiggins	F	6-10	205	Fr.	HS	Grayson, Ga.	Grayson

NUMERICAL

No	Name	Pos	Hgt	Wgt	Cl.	Exp.	Hometown	Previous School
0	Josh Beadle	G	6-3	182	RFr.	HS	Columbia, S.C.	Cardinal Newman HS
1	Chase Hunter	G	6-3.5	204	RJr.	3VL	Atlanta, Ga.	Westlake HS
2	Dillon Hunter	G	6-3.5	193	Fr.	HS	Atlanta, Ga.	Westlake HS
4	Ian Schieffelin	F	6-7	230	So.	1VL	Loganville, Ga.	Grayson HS
5	Hunter Tyson	F	6-8	217	Gr.	4VL	Monroe, N.C.	Piedmont HS
10	Ben Middlebrooks	F	6-10.5	242	So.	1VL	Fort Lauderdale, Fla.	Westminster Academy
11	Brevin Galloway	G	6-3	210	Gr.	4VL	Anderson, S.C.	Boston College
12	Alex Hemenway	G	6-4	195	Sr.	3VL	Newburgh, Ind.	Castle HS
13	Chauncey Gibson	G	6-5	188	Fr.	HS	Dallas, Texas	Kimball HS
14	Devin Foster	G	6-2	182	Sr.	1VL	Canton, Mass.	Canton HS
15	Jack Nauseef	G	6-1	163	Sr.	1VL	Dayton, Ohio	Chaminade Julianne Catholic
20	Matt Kelly	G	6-1	172	So.	HS	Charleston, S.C.	Porter-Gaud HS
21	Chauncey Wiggins	F	6-10	205	Fr.	HS	Grayson, Ga.	Grayson
22	RJ Godfrey	F	6-7	225	Fr.	HS	Suwanee, Ga.	North Gwinnett HS
24	PJ Hall	F	6-10	245	Jr.	2VL	Spartanburg, S.C.	Dorman HS
32	Daniel Nauseef	F	6-7	215	So.	1VL	Dayton, Ohio	Chaminade Julianne Catholic

Head Coach: Brad Brownell

Associate Head Coach: Billy Donlon

Assistant Coaches: Sean Dixon and Dick Bender

Director of Basketball Operations: Andy Assaley

Special Assistant to the Head Coach: Jeff Reynolds

Director of Basketball Strength & Conditioning: Justin McClelland

Director of Player Development: Terrell McIntyre

Director of Recruiting: Lucas McKay

Sports Medicine: Brad Crowe

Video Coordinator: Aaron Stevens

Director of Basketball Performance Nutrition: Michelle Sweeney

Graduate Managers: Will Durham and AJ Morris

Undergraduate Managers: Joel Dance (Head Manager), Conner Pederson, Luke Ferrell, Andrew Latiff, Tyler Pepicilli, Hayden Johnson, Robert Liolio Cameron White, Jameson Browne, Carter Berry, Sebastian Miller, Luke Ciprich, Ryan Gormley and Elijah Richardson

PRONUNCIATION GUIDE

Brad Brownell	BROW-nehl
Daniel and Jack Nauseef	NAW-seef
Ian Schieffelin	CHEF-lin

CLEMSON TIGERS BLUEPRINT

Via High School Ranks (11)

Josh Beadle (2021 recruiting class)
 Chauncey Gibson (2022 recruiting class)
 RJ Godfrey (2022 recruiting class)
 PJ Hall (2020 recruiting class)
 Alex Hemenway (2019 recruiting class)
 Chase Hunter (2019 recruiting class)
 Dillon Hunter (2022 recruiting class)
 Ben Middlebrooks (2021 recruiting class)
 Ian Schieffelin (2021 recruiting class)
 Hunter Tyson (2018 recruiting class)
 Chauncey Wiggins (2022 recruiting class)

Via Transfer Portal (1)

Brevin Galloway (2022 recruiting class - Boston College)

Via Walk-On (4)

Devin Foster (2019 recruiting class - Elevated manager)
 Matt Kelly (2022 recruiting class)
 Jack Nauseef (2019 recruiting class - Elevated manager)
 Daniel Nauseef (2021 recruiting class - Elevated manager)

HEAD COACH BRAD BROWNELL



(Clicking on Coach Brownell's headshot will take you to his online bio)

CAREER RECORDS

Overall Record: 385-251
Conference Games (regular season career): 204-152
Non-Conference Games (at Clemson): 109-44
ACC Tournament: 6-11
NCAA Tournament (career): 3-6
Overtime Games (at Clemson): 13-8
NIT (career): 4-3

CAREER RECORDS (ACC PLAY)

Overall Record (Regular Season): 103-111
Overall Record (inc. postseason): 109-122
ACC Tournament: 6-10

ALL-TIME WINNINGEST COACHES

1.	Brad Brownell (2010-present)	218-166
2.	Cliff Ellis (1985-94)	177-128
3.	Bill Foster (1975-84)	156-106
4.	Oliver Purnell (2003-10)	138-88
5.	Joe Davis (1932-40)	101-86

CAREER COACHING RECORDS

Season Victories: 25
Cliff Ellis, 1986-87
Oliver Purnell, 2006-07
Brad Brownell, 2017-18

Home Victories
147, Brad Brownell (147-51), 2010-22

ACC Season Victories
11, Brad Brownell, 2017-18

ACC Home Victories
8, Brad Brownell, 2017-18; 2020-21

ACC Regular Season Career Victories
103, Brad Brownell (103-111), 2010-22

Overall Wins vs. ACC Teams
109, Brad Brownell (109-122), 2010-22

Overall Winning Percentage
vs. ACC Teams: .472, Brad Brownell (109-122), 2010-22

Overall ACC Home Winning Percentage
.667, Brad Brownell (72-36), 2010-22

ABOUT BRAD BROWNELL

Born November 15, 1968
Hometown Evansville, Indiana
High School Harrison High School
Degree DePauw University (1991); history
Master's University of Indianapolis (1994); history

FAMILY

Wife Paula
Daughter Abby
Daughter Kate

COACHING EXPERIENCE

Years	School, Position
1991-92	Evansville, graduate assistant
1992-94	Indianapolis; assistant coach
1994-2002	UNC Wilmington, assistant coach
2002-06	UNC Wilmington, head coach
2006-10	Wright State, head coach
2010-pres.	Clemson, head coach

PLAYING EXPERIENCE

Years	
1988-91	DePauw University (Ranks seventh in school history in career assists - 332; 15th in steals - 102; 17th in free throw percentage - .782)
1989-90 Season	.899 free throw percentage; 132 assists, 47 steals (all top 10 single season; 2nd in FT, 10th in AST, 9th in STL)

COACHING HONORS

2003	Colonial Athletic Association Coach of the Year
2006	Colonial Athletic Association Coach of the Year
2008	Horizon League Coach of the Year
2018	Sports Illustrated College Basketball Coach of the Year

COACHING TREE

Zavier Anderson (Assistant coach at Florida International)
Nick Bowman (Associate head coach at Nicholls State)
Matt Bucklin (Assistant coach at James Madison)
Tee Butters (Associate head coach at Charleston Southern)
Kylen Butler (Director of recruiting at Grand Canyon)
Mark Byington (Head coach at James Madison)
Austin Clauch (Head coach at Nicholls State)
Aaron Coombs (Head coach at Georgia Southwestern State)
Billy Donlon (Associate Head Coach at Clemson)
Jimmy Garrity (Head women's coach at Wofford)
Earl Grant (Head coach at Boston College)
Marty McGillan (Assistant coach at Longwood)
Riley McGillan (Assistant coach at Lenoir-Rhyne)
Lucas McKay (Director of recruiting at Clemson)
Rick Ray (Assistant coach at Colorado)
Richie Riley (Head coach at South Alabama)
Tanner Smith (Assistant coach at Stephen F. Austin)
Aaron Stevens (Video coordinator at Clemson)

NBA DRAFT PICKS UNDER BROWNELL

2014	K.J. McDaniels, 32nd to Philadelphia
2017	Jaron Blossomgame, 59th to San Antonio

BROWNELL'S YEAR-BY-YEAR HEAD COACHING RECORD

YEAR	SCHOOL	OVERALL	.PCT	CONF.	POSTSEASON
2002-03	UNC Wilmington	24-7	.744	15-3	NCAA, 1st round
2003-04	UNC Wilmington	15-15	.500	9-9	
2004-05	UNC Wilmington	19-10	.655	13-5	
2005-06	UNC Wilmington	25-8	.758	15-3	NCAA, 1st round
2006-07	Wright State	23-10	.697	13-3	NCAA, 1st round
2007-08	Wright State	21-10	.677	12-6	
2008-09	Wright State	20-13	.606	12-6	
2009-10	Wright State	20-12	.625	12-6	
2010-11	Clemson	22-12	.647	9-7	NCAA, 2nd round
2011-12	Clemson	16-15	.516	8-8	
2012-13	Clemson	13-18	.419	5-13	
2013-14	Clemson	23-13	.639	10-8	NIT, Semifinals
2014-15	Clemson	16-15	.516	8-10	
2015-16	Clemson	17-14	.548	10-8	
2016-17	Clemson	17-16	.515	6-12	NIT, 1st Round
2017-18	Clemson	25-10	.714	11-7	NCAA, Sweet 16
2018-19	Clemson	20-14	.588	9-9	NIT, 2nd Round
2019-20	Clemson	16-15	.516	9-11	No Postseason Due to COVID-19
2020-21	Clemson	16-8	.667	10-6	NCAA, 1st Round
2021-22	Clemson	17-16	.515	8-12	
2022-23	Clemson	0-0	.000	0-0	

HEAD COACHING SUMMARY

at UNC Wilmington	83-40	.675	52-20
at Wright State	84-45	.651	49-21
at Clemson	218-166	.568	103-111
TOTALS	385-251	.605	204-152

NOTE: Conference record is regular season only.

TEAM NOTES

SERIES HISTORY VS. THE CITADEL

- Clemson leads the all-time series with The Citadel 61-24, including the last 16 in the series dating back to the 1980-81 season.
- This marks the second time since 2018-19 that the Tigers have opened the season against the Bulldogs.
- Clemson routed The Citadel on Nov. 6, 2018 by a final score of 100-80.
- That season also marked Hunter Tyson's freshman season and first career game. He is the only player on the Tigers with experience playing the Bulldogs.
- Tyson played 12 minutes and scored four points, grabbed four rebounds, dished three assists and blocked a shot off the bench.
- Head Coach Brad Brownell is 4-0 against The Citadel in his career with wins in 2018-19 (100-80), 2012-13 (92-51), 2011-12 (73-50) and 2010-11 (69-54).

SEASON OPENING DOMINANCE

- With a win over Presbyterian on Nov. 9, 2021, Clemson has won 36-out-of-37 games to open a season, which dates back to the 1985-86 season.
- Head coach Brad Brownell is 11-1 in season openers at Clemson.

CURRENT BROTHERS AND/OR TWINS PLAYING ON THE SAME TEAM

- Chase and Dillon Hunter playing together this season gives the Tigers two sets of brothers on the same roster.
- With the addition of Daniel Nauseef to the active roster last season, he joined his brother Jack.
- The Hunters and Nauseefs are two of 28 sets of brothers nationwide to play on the same team.
- The Clemson pair of brothers is just the second occurrence nationwide. Kansas City also has two sets of brothers playing on its 2022-23 roster this season.
- The Hunters and Nauseefs join Trevor and Devin Booker, George and John Coakley, Horace and Harvey Grant, Eddie and George Krajack and Donnie, Richie, Randy and Tom Mahaffey.
- The list below is ordered alphabetically by last name.

Taran and Tre Armstrong, California Baptist
Triston and Tyler Broughton, San Diego State (twins)
Kaleb and Kobe Brown, Missouri
Eliyas and Jaiden Delaire, San Diego
Fousseyini and Hassan Drame, La Salle (twins)
Redford and Dow Dunton, Fort Wayne
Frank and Louis Fidler, Omaha
Guillermo Diaz and Jorge Graham, Pitt (twins)
Jacob and Tanner Grovers, Oklahoma
Chase and Dillon Hunter, Clemson
Precious and Promise Idiaru, Kansas City (twins)
Milos and Veljko Ilic, Loyola-Maryland (twins)
Amhad and Armon Jarrard, IUPUI
Braden and Shae Korpela, Washington State (twins)
Makai Ashton-Langford and DeMarr Langford Jr., Boston College
Keyshaun and Kobe Langley, UNCG
Connor and Patrick McCaffery, Iowa
Makhel and Makhi Mitchell, Arkansas (twins)
Allen and Logan Mukeba, Kansas City
Carter and Jake Murphy, Air Force
Daniel and Jack Nauseef, Clemson
Josh and Peter Oduro, George Mason
Jaden and Jahvon Quinerly, Alabama
Donavan and Zane Short, Green Bay
Dischon and Dorell Thomas, Montana
Azuolas and Tautvilas Tubelis, Arizona (twins)
Kareem and Kaseem Watson, CSU Bakersfield (twins)
Lamar and Shamar Wright, SIUE (twins)

IT'S IN THE CLEMSON FAMILY

- Jeff Reynolds enters his second season at Clemson with four decades of experience at the collegiate level.

- Reynolds is on staff for Hunter Tyson's senior and graduate seasons, which provides a special overlap for him.
- While the head coach at Wingate University, Reynolds coached Tyson's father, Jonathan.
- Jonathan Tyson was an All-State selection by USA Today in 1997 and posted a then record of 1,650 points at Sun Valley High in Monroe, N.C.
- The elder Tyson was a two-time South Atlantic Conference Second Team selection in 1999-00 and a First Team selection 2000-01.
- During Tyson's player career under Reynolds, Wingate won two conference championships and advanced to the second round of two NCAA Division II Tournaments.
- While Reynolds was an assistant at UNCG in 1995, he recruited the Tigers' second all-time leading scorer and current Director of Player Development Terrell McIntyre. Needless to say, Reynolds is happy to finally be working with McIntyre.
- Current undergraduate manager Conner Pederson is the son of former basketball manager and current Lander women's basketball Head Coach Kevin Pederson.
- Conner is in his sophomore year and second working with the men's program. His sister, Clary, works with the women's program as a freshman.
- Conner's mom, Adair, was as student worker in the sports information office for longtime SID and current basketball radio analyst Tim Bourret. Adair's father, Gary Clary, worked as a student in sports information for legendary SID Bob Bradley.

CLEMSON CONSISTENTLY EXCEEDING PRESEASON EXPECTATIONS

- The Tigers were picked to finish 11th in the ACC this season, as voted on by selected media members.
- Clemson has exceeded the preseason poll projection nine times in Head Coach Brad Brownell's 12 full seasons leading the program, including last season.
- With a 10-6 record in 2020-21, Clemson finished the season in a tie for fifth place in the ACC standings entering games. The Tigers were picked 10th in the preseason vote by the Atlantic Coast Conference Media – a five-place improvement over the preseason prediction.
- Brad Brownell's team had the second-best standing relative to its preseason prediction. Only Virginia Tech was better, standing eight spots ahead of its preseason prediction. Virginia Tech was 11th in the preseason media poll and finished in third.
- Brownell's teams have finished equal to or better than its preseason prediction by the ACC media in eight-of-his previous 11 years. That includes a 10-place improvement in 2017-18 when the Tigers were picked 13th in the preseason and finished third.
- That is the all-time record improvement in ACC history from the preseason to the postseason. That team also reached the Sweet 16 of the NCAA Tournament and Brownell was named the National College Coach of the Year by *Sports Illustrated*.
- As you can see by the chart below, his 2013-14 finished eighth spots ahead of its prediction and the 2015-16 team was five spots better.

CLEMSON ACC STANDING RELATIVE TO PRESEASON RANKING UNDER HEAD COACH BRAD BROWNELL

Year	Preseason	Final Record	Rank	+/-
2022-23	11th	--	--	--
2021-22	11th	8-12	10th	+1
2020-21	10th	10-6	5th	+5
2019-20	11th	9-11	8th	+3
2018-19	6th	9-9	9th	-3
2017-18	13th	11-7	3rd	+10
2016-17	11th	6-12	12th	-1
2015-16	12th	10-8	7th	+5
2014-15	11th	8-10	9th	+2
2013-14	14th	10-8	6th	+8
2012-13	8th	5-13	11th	-3

QUICK FACTS - CLEMSON

Nickname	Tigers
Location	Clemson, S.C. 29633
Colors	Tiger Orange and Regalia
Founded	1889
Enrollment	27,341
President	Dr. James P. Clements (Maryland-Baltimore County '86)
Director of Athletics	Graham Neff (Georgia Tech '06)
Conference	Atlantic Coast Conference
Facility (Capacity)	Littlejohn Coliseum (9,000)
Year Opened	1968 (Renovated 2015-16)
Record at Facility	579-210
Record Crowd	13,863 (Jan. 9, 1980 vs. Duke)
Head Coach	Brad Brownell (DePauw '91)
Years as full-time college coach (inc. GA)	31
Winning seasons (HC & Asst. & GA)	26
Record as a head coach	385-251
Record at Clemson	218-166
First Year of Basketball	1911-12
Seasons of Basketball	111
Overall Record	1378-1346-1

2011-12	7th	8-8	7th	E
2010-11	7th	9-7	4th	+3

BOLD signifies years that Clemson finished at least even with preseason rank.

IN THE RAFTERS: CLEMSON HONORING LITTLEJOHN LEGENDS

- Clemson basketball has a rich history of incredible moments, jaw-dropping plays and legendary players. The basketball programs, IPTAY and the Block C Club have come together to recognize some of the most iconic members of the Clemson Basketball Family by hanging their jerseys from the rafters.
- The inaugural group will be celebrated throughout the 2021-22 campaign. Men's Basketball alumnus Jordan Roper, now a member of the IPTAY staff, spearheaded the initiative.
- The inaugural group of retired jerseys includes: Horace Grant, Trevor Booker, Dale Davis, Elden Campbell, Terrell McIntyre, Tree Rollins, Sharone Wright, Larry Nance, Banks McFadden, Greg Buckner and Jaron Blossomgame.
- The 11 from the men's program have combined for five NBA championships and a Slam Dunk Champion (Horace Grant – Four titles, Elden Campbell – One title, Larry Nance – Slam Dunk Champion). Ten of the members have scored 1,000 points and seven are in the Top 10, including Campbell and McIntyre – the only two members to eclipse 1,800 career points. McIntyre is currently on the men's basketball staff as the director of player development.

OVERCOMING 10-POINT DEFICITS

- Clemson has overcome a 10-point or more deficit six times dating back to the beginning of the 2019-20 season.
- The Tigers overcame five 10-point or more deficits in 2019-20.
- Clemson erased an early 11-point deficit in the 2021-22 season opener against Presbyterian to win by the same margin (64-53).
- The Tigers used a 40-21 second half, which also included an 18-2 run to engineer the comeback.
- Most recently, Clemson erased a 13-point deficit against Georgia Tech to win. The Tigers trailed 53-40 with 12:10 remaining in regulation.

OVERCOMING 10-POINT DEFICITS (SINCE 2019)

Date	Opponent	Down	Time (Half)	Score	Final
3-2-22	Georgia Tech	13	12:10 (2)	40-53	68-65
11-9-21	Presbyterian	11	1:16 (1)	19-30	64-53
2-29-20	Florida State	10	19:40 (2)	32-42	70-69
1-28-20	Syracuse	10	16:26 (2)	35-45	71-70
1-21-20	Wake Forest	10	7:38 (1)	17-27	71-68
1-11-20	North Carolina	10	2:08 (2)	58-68	^79-76
11-24-19	TCU	15	7:39 (2)	37-52	^62-60

CLEMSON HAS OVERCOME HALFTIME

TEAM NOTES

PRONUNCIATION GUIDE

COACHES

HC Brad Brownell	BROW-nehl
Player Development Terrell McIntyre	TUH-rell
Athletic Trainer Brad Crowe	"Crow"

PLAYERS

Jack and Dan Nauseef	NAW-seef
Ian Schieffelin	CHEF-lin

HOMETOWNS/HIGH SCHOOLS

Chaminade Julianne Catholic (Jack/Dan Nauseef)	SHAW-min-nod
Suwanee, Ga. (RJ Godfrey)	SOO-wahn-ee

DEFICIT 11 TIMES SINCE 2019-20

- Clemson most recently overcame a six point deficit to Georgia Tech (March 2) to later prevail 68-65 after outscoring the Yellow Jackets 41-32 in the second half.
- Clemson overcame an eight point deficit in the season opener and would go on to beat Presbyterian by 11.
- Clemson overcame a halftime deficit to win five times last season, including in three consecutive games earlier in the year.
- The Tigers trailed Georgia Tech 30-26 at the half before exploding for 48 second-half points and winning the game on a Nick Honor buzzer-beating 3-pointer.
- Clemson trailed Louisville 22-21 on Jan. 27, 2021 and overcame the slim halftime margin to win 54-50.
- The Tigers trailed by seven to NC State at home on Jan. 5, 2021, but were able to overcome the halftime deficit and force overtime.
- In Clemson's first overtime game this season, the Tigers prevailed 12-8 in the extra period for a 74-70 win.
- Clemson found themselves trailing Miami (Jan. 2, 2021), 34-32 and won the second half by a 34-31 tally for a one-point victory.
- Clemson's first halftime deficit overcome was a 34-29 halftime deficit to defeat Florida State on Dec. 29, 2020. It was Clemson's first victory after trailing at the half this season.
- Last season, the Tigers overcame six games with a halftime deficit and won, which ties the program record.
- The record for halftime deficits overcome for victory is six, and was also previously set in 1989-90 and 2013-14.

OVERCOMING HALFTIME DEFICITS (2019-20 to Present)

Date	Site	Half	Opponent	Half Margin	Final
3-5-22	H	30-33	Virginia Tech	-3	63-59
3-2-22	H	27-33	Georgia Tech	-6	68-65
11-9-21	H	24-32	Presbyterian	-8	64-53
2-12-21	H	26-30	Georgia Tech	-4	74-72
1-27-21	H	21-22	Louisville	-1	54-50
1-5-21	H	32-39	NC State	-7	74-70 (OT)
1-2-21	A	32-34	Miami (Fla.)	-2	66-65
12-29-20	H	29-34	Florida State	-5	77-67
3-11-20	N	21-23	Miami (Fla.)	-2	69-64
2-29-20	H	32-39	Florida State	-7	70-69
1-28-20	H	33-35	Syracuse	-2	71-70
1-21-20	H	31-37	Wake Forest	-6	71-68
1-11-20	A	29-39	North Carolina	-10	79-76 (OT)
11-24-19	N	23-25	TCU	-2	62-60 (OT)

BOLD signifies this current 2021-22 season

THIRTY ACC ROAD WINS FOR BRAD BROWNELL

- When Clemson won at NC State on Jan. 8, it was the 30th ACC road win of Brad Brownell's Clemson career. The Tigers are 2-2 on the road in ACC games this year. It marks the 11th time in his 12 years he has take the Tigers to at last two ACC road wins in a season.
- Not a big deal you say? Clemson had at least two ACC road wins in 21 of the 57 ACC seasons before Brownell came to Clemson. Brownell's 30 ACC road wins are 14 more than any other former Clemson coach (Oliver Purnell, 16) and Brownell also has the best winning percentage in Clemson history in ACC road games at .303.

- Overall, Brownell is 98-105 in ACC games and needs just three more conference victories to become the first Clemson coach with 100 ACC victories. His winning percentage of .483 in league games is also best in Clemson history.

- Winning close games has been a key of late. The Tigers are 9-5 in ACC games decided by five points or less over the last three years. That includes the recent 70-65 win at NC State.

CLEMSON'S WIN AT VIRGINIA IN 2022

- Clemson won for the first time in 11 tries against Virginia dating back to the 2012-13 season. The Tigers beat Virginia that year 59-44 on Jan. 12, 2013.
- It had been since 2008 since the last Tiger victory on the road in the series. Clemson defeated Virginia 82-51 on Feb. 7, 2008.
- Clemson's 67-50 win at Virginia (Dec. 22) was only the third road victory of 15+ points at Virginia all time in program history.
- It marked the Tigers' 18th road victory in the series in 63 total games.
- The 17-point victory margin at Virginia ties for the 12th-largest victory margin on the road in ACC play in program history.

CLEMSON'S BEST ROAD ACC VICTORY MARGINS

Date	Opponent	Site	Score	Margin
2-7-2008	Virginia	A	82-51	+31
2-15-1998	Florida State	A	78-49	+29
1-4-1964	Wake Forest	A	87-61	+26
1-21-1981	Georgia Tech	A	72-48	+24
2-6-2019	Georgia Tech	A	65-42	+23
2-24-1961	Virginia	A	85-63	+22
2-24-2021	Wake Forest	A	60-39	+21
2-11-2012	Wake Forest	A	78-58	+20
3-2-1994	NC State	A	82-63	+19
12-21-2008	Miami (Fla.)	A	91-72	+19
2-21-2012	Georgia Tech	A	56-37	+19
2-12-1975	Wake Forest	A	71-54	+17
12-22-2021	Virginia	A	67-50	+17
2-28-1964	NC State	A	66-52	+14
1-14-1967	Virginia	A	*102-88	+14
2-21-1990	Wake Forest	A	89-75	+14

BOLD signifies Brad Brownell coached team; *Overtime

- The 17-point victory margin was also Virginia's largest at home since Feb. 26, 2011 when it lost to Boston College 63-44.
- With the victory, Head Coach Brad Brownell won his 29th road game in ACC regular season play - the most in program history.
- His 30th came on the next road trip -- a 70-65 win at NC State.

CLEMSON HEAD COACH ACC REGULAR SEASON ROAD WINS

Coach	Overall	Home	Away	Neutral
Banks McFadden	1-36	0-18	1-17	0-1
Press Maravich	25-59	17-19	7-30	1-10
Bobby Roberts	41-71	27-21	10-38	4-12
Tates Locke	20-36	17-11	3-25	0-6
Bill Foster	44-74	31-28	13-46	0-0
Cliff Ellis	56-90	42-31	14-59	0-0
Rick Barnes	28-36	19-13	9-23	0-0
Larry Shyatt	20-60	17-23	3-37	0-0
Oliver Purnell	50-62	34-22	16-40	0-0
Brad Brownell	103-109	72-36	31-73	0-0

TIGERS WON 12 IN A ROW AT LITTLEJOHN

- Clemson's 12-game home winning streak ended with a 75-65 loss to Virginia on Jan. 4.
- That 12-game home winning streak was the longest for the Clemson program since the Tigers had a 15-game home streak between March 1, 2017 and Feb. 18, 2018. Duke broke the streak with a 66-57 win over the Tigers on Feb. 18, 2018.
- The longest home winning streak in Clemson history

BRAD BROWNELL VS. 2022-23 OPPONENTS

Opponent	at Clemson	Overall
Bellarmine	0-0	0-0
Boston College	12-4	12-4
The Citadel	4-0	4-0
Duke	3-12	3-12
Florida State	9-17	9-17
Georgia Tech	18-8	18-8
Iowa	1-0	1-0
Louisville	4-5	4-5
Loyola Chicago	0-0	7-1
Loyola-Maryland	0-0	0-0
Miami (Fla.)	8-9	8-9
North Carolina	3-12	3-14
NC State	11-9	11-10
Notre Dame	2-8	2-8
Penn State	0-0	0-0
Pittsburgh	9-2	9-2
Richmond	0-0	0-0
South Carolina	6-5	6-5
Syracuse	5-6	5-6
Towson	0-0	6-1
USC Upstate	1-0	1-0
Virginia	3-14	3-14
Virginia Tech	7-11	7-11
Wake Forest	14-2	14-3

CLEMSON VS. 2022-23 OPPONENTS

Opponent	Overall
Bellarmine	0-0
Boston College	20-8
The Citadel	61-22
Duke	32-112
Florida State	35-46
Georgia Tech	75-67
Iowa	1-2
Louisville	4-8
Loyola Chicago	0-0
Loyola-Maryland	0-0
Miami (Fla.)	16-15
North Carolina	23-134
NC State	57-105
Notre Dame	2-8
Penn State	3-1
Pittsburgh	9-3
Richmond	2-3
South Carolina	80-91
Syracuse	7-6
Towson	1-0
USC Upstate	1-0
Virginia	54-79
Virginia Tech	17-23
Wake Forest	66-100

is a 29-gamer from Jan. 7, 1989 to December 15, 1991. Charlotte ended that 29-game streak with a 108-100 victory.

- Overall, the 12-game winning streak is tied for the eighth longest in school history. Clemson first won at least 12 games in a row at home between Jan. 16, 1951 and December 6, 1952. That was a 15-game streak at Fike Fieldhouse under head coach Banks McFadden.

CLEMSON'S LONGEST HOME WINNING STREAKS

Streak First Win	Streak Ended	Length
1-7-89, Maryland, 75-58	12-15-91, Charlotte, 100-108	29
2-21-79, Duke, 70-49	1-17-81, Maryland, 62-68 (OT)	24
2-12-06, Maryland, 89-77	1-6-08, UNC, 88-90 (OT)	19
1-12-08, FSU, 97-85 (2OT)	1-17-09, Wake Forest, 68-78	16
1-30-85, UNC, 52-50	1-11-86, Virginia, 81-83	16
3-1-17, NC State, 78-74	2-18-18, Duke, 57-66	15
1-16-51, Furman, 85-59	12-6-52, Georgia, 55-57	15
3-2-82, Duke, 93-86	1-21-84, Virginia, 73-74	12
3-1-95, NC State, 62-45	1-27-96, NC State, 61-64	12
1-27-21, Louisville, 54-50	1-4-22, Virginia, 65-75	12

TEAM NOTES

LITTLEJOHN COLISEUM

First Game: Nov. 30, 1968 (Clemson 76, Georgia Tech 72)
Games: 789
Overall Record: 579-210 (.734)
Non-Conference: 355-44 (.890) | **ACC:** 225-166 (.575)
Brownell Era: 131-48 (.732) | **Non-Con:** 66-12 (.846) | **ACC:** 65-34 (.657)
Total Attendance (Avg.): 6,391,473 (8,101)
Total Attendance (Avg. Minus COVID-19): 6,369,870 (8,199)
Most Wins / Season: 16 (2006-07; 2013-14)

LITTLEJOHN COLISEUM HOME RECORD

Year	Overall	Pct.	Attn.	Avg.
1968-69	4-7	.364	55,150	5,014
1969-70	6-5	.546	50,877	4,625
1970-71	8-4	.667	63,488	5,291
1971-72	6-4	.600	81,278	8,128
1972-73	9-2	.818	85,750	7,795
1973-74	9-4	.692	103,519	7,963
1974-75	11-1	.917	113,515	9,460
1975-76	8-5	.615	107,220	8,248
1976-77	13-2	.867	134,841	8,883
1977-78	10-5	.667	138,115	9,208
1978-79	13-3	.813	144,535	9,033
1979-80	15-0	1.000	130,900	8,727
1980-81	12-4	.750	145,792	9,112
1981-82	11-5	.688	139,731	8,733
1982-83	9-7	.563	131,063	8,191
1983-84	11-5	.688	129,600	8,100
1984-85	12-4	.750	130,136	8,134
1985-86	14-5	.737	144,699	7,616
1986-87	15-2	.882	142,274	7,328
1987-88	12-4	.750	117,250	7,328
1988-89	13-1	.929	114,123	8,151
1989-90	14-0	1.000	122,540	8,753
1990-91	9-7	.563	121,314	7,582
1991-92	12-4	.750	114,691	7,168
1992-93	11-5	.688	113,803	7,113
1993-94	11-4	.733	108,074	7,205
1994-95	11-5	.688	116,754	7,297
1995-96	14-2	.875	150,037	9,377
1996-97	12-3	.800	147,019	9,801
1997-98	11-3	.786	156,103	11,151
1998-99	12-3	.800	141,728	9,449
1999-00	7-9	.438	142,679	8,918
2000-01	9-7	.563	137,909	8,619
2001-02	8-8	.500	139,954	8,747
2002-03	5-4	.555	80,600	8,956
2003-04	10-6	.625	122,900	7,681
2004-05	10-5	.667	111,886	7,459
2005-06	12-4	.750	106,251	6,641
2006-07	16-4	.800	147,122	7,356
2007-08	14-2	.875	137,739	8,609
2008-09	13-3	.813	135,619	8,476
2009-10	14-2	.875	151,442	9,465
2010-11	15-2	.882	140,920	8,289
2011-12	11-5	.688	125,249	7,828
2012-13	8-7	.533	118,305	7,887
2013-14	16-3	.842	142,231	7,486
2014-15	11-6	.611	129,800	7,635
2015-16	Home games held in Greenville, S.C. due to renovation			
2016-17	11-6	.611	123,442	7,262
2017-18	15-1	.938	123,895	7,743
2018-19	14-5	.737	133,290	7,015
2019-20	11-6	.647	116,139	6,832
2020-21*	11-1	.912	21,613	1,801
2021-22	11-5	.688	106,578	6,662

* - limited capacity due to COVID-19 regulations and protocols (1,876 max capacity).

Largest Crowds

Attendance	Date	W/L	Results
13,863	1-9-1980	W	Clemson 87, Duke 82 (OT)
13,136	2-28-1990	W	Clemson 97, Duke 93
12,632	1-29-1977	W	Clemson 93, UNC 73
12,611	1-7-1987	W	Clemson 73, NC State 69
12,267	1-19-1981	L	Virginia 74, Clemson 59
12,258	1-17-1981	L	Maryland 68, Clemson 62 (OT)
12,013	2-24-1990	W	Clemson 69, UNC 61
11,909	1-11-1978	L	Duke 107, Clemson 85
11,800	1-22-1975	W	Clemson 83, Maryland 82
11,800	2-22-1975	W	Clemson 92, NC State 70
11,800	1-24-1976	L	Virginia 69, Clemson 62
11,742	1-23-1988	W	Clemson 69, S. Carolina 65

Note: The arena was named for J.C. Littlejohn, a long-time Clemson University employee, for many years the school's business manager.

GAMES WITH AT LEAST 40.0 PERCENT 3-POINT SHOOTING

• Below is yearly rundown of games Clemson has shot at least 40 percent on three-point shots, total games played and Clemson's record when shooting at least 40 percent on threes.

GAMES WITH 40.0 PERCENT 3-POINT SHOOTING

Year	40% Games-Total Games	W-L
1986-87	18-31	16-2
1987-88	8-29	4-4
1988-89	10-30	8-2
1989-90	10-35	8-2
1990-91	8-28	4-4
1991-92	14-28	7-7
1992-93	10-30	8-2
1993-94	13-34	10-3
1994-95	11-28	7-4
1995-96	8-29	5-3
1996-97	6-33	6-0
1997-98	11-32	8-3
1998-99	9-35	4-5
1999-00	11-30	4-7
2000-01	7-31	2-5
2001-02	9-30	5-4
2002-03	9-28	6-3
2003-04	6-28	4-2
2004-05	7-32	5-2
2005-06	7-32	6-1
2006-07	11-36	8-3
2007-08	12-34	10-2
2008-09	11-32	9-2
2009-10	13-32	12-1
		166-73

BROWNELL ERA

2010-11	10-34	6-4
2011-12	12-31	8-4
2012-13	9-31	9-0
2013-14	6-36	4-2
2014-15	3-31	3-0
2015-16	8-31	5-3
2016-17	10-33	7-3
2017-18	12-35	12-0
2018-19	8-34	6-2
2019-20	5-31	5-0
2020-21	9-24	6-3
2021-22	15-33	11-4
		82-25

TOTAL **248-98 (.717)**

• Entering this season, Clemson is 82-25 under Brownell when the Tigers make at least 40.0 percent on 3-point shots.

CLEMSON'S LAST 13 VS. SEC OPPONENTS

• Clemson has won 12 of its last 14 games against members of the SEC, including a 4-1 mark against in-state rival South Carolina.
 • The Tigers won its fourth in five tries against the Gamecocks 70-56 (Dec. 18).

CLEMSON VS. SEC (LAST 13 GAMES)

Date	Opponent	Site	Score
12-18-21	South Carolina	H	W, 70-56
12-12-20	Alabama	N	W, 64-56
11-25-20	Mississippi State	N	W, 53-42
12-15-19	South Carolina	H	L, 54-67
12-22-18	South Carolina	A	W, 78-68
12-8-18	Mississippi State	N	L, 71-82
11-20-18	Georgia	N	W, 64-49
3-18-18	Auburn	N	W, 84-53
12-19-17	South Carolina	H	W, 64-48
12-16-18	Florida	N	W, 71-69
12-21-17	South Carolina	A	W, 62-60
12-18-17	Alabama	A	W, 67-54
11-11-17	Georgia	H	W, 74-64

TWICE AS NICE

• Clemson posted two double-doubles in its win over Drake (Dec. 11).

TIGERS IN THE NBA

Randy Mahaffey, F	
Kentucky Colonels	1968-69
New York Nets	1969-70
Carolina Cougars	1970-71

Skip Wise, G	
San Antonio Spurs	1975-76

Tree Rollins, C	
Atlanta Hawks	1978-88
Cleveland Cavaliers	1989-90
Detroit Pistons	1990-91
Houston Rockets	1991-93
Orlando Magic	1993-95

Larry Nance, F	
Phoenix Suns	1982-88
Cleveland Cavaliers	1988-94

Horace Grant, F	
Chicago Bulls	1988-94
Orlando Magic	1994-99, 2001-03
Seattle Supersonics	1999-2000
Los Angeles Lakers	2000-01, 2003-04

Devin Gray, F	
San Antonio Spurs, Sacramento Kings	1996-97
Houston Rockets	1999-2000

Elden Campbell, C	
Los Angeles Lakers	1990-99
Charlotte/New Orleans Hornets	1999-2002
Seattle Supersonics	2002-03
Detroit Pistons	2003-05

Dale Davis, F	
Indiana Pacers	1991-2000, 2004-05
Portland Trailblazers	2000-04
Golden State Warriors	2004-05
Detroit Pistons	2005-07

Chris Whitney, G	
San Antonio Spurs	1993-95
Washington Wizards	1995-2002, 2003-04
Denver Nuggets	2002-03
Orlando Magic	2002-03

Sharone Wright, C	
Philadelphia 76ers	1994-95
Toronto Raptors	1995-98

Greg Buckner, G	
Dallas Mavericks	1999-2002, 2006-07
Philadelphia 76ers	2002-04
Denver Nuggets	2004-06
Minnesota Timberwolves	2007-08
Memphis Grizzlies	2008-09

Harold Jamison, F	
Miami Heat	1999-2000
Los Angeles Clippers	2001-02

Will Solomon, G	
Memphis Grizzlies	2001-02
Toronto Raptors, Sacramento Kings	2008-09

Trevor Booker, F	
Washington Wizards	2010-14
Utah Jazz	2014-16
Brooklyn Nets	2016-18
Indiana Pacers	2018

K.J. McDaniels, G	
Philadelphia 76ers	2014-15
Houston Rockets	2015-17
Brooklyn Nets	2017
Toronto Raptors	2017

Jaron Blossomgame, F	
Cleveland Cavaliers	2018-19

Donte Grantham, F	
Oklahoma City Thunder	2018-19

TEAM NOTES

Milton Jennings 12 10 5

1,000 POINT SCORERS

CLEMSON TIGER BASKETBALL 1,000-POINT CLUB

Rk	Name	Years	GP	Avg	Pts
1.	Elden Campbell*	1986-90	123	15.3	1880
2.	Terrell McIntyre*	1995-99	126	14.6	1839
3.	Butch Zatezalo*	1967-70	75	23.5	1761
4.	Greg Buckner*	1994-98	122	14.4	1754
5.	Jaron Blossomgame	2013-17	128	13.5	1733
6.	Trevor Booker*	2006-10	134	12.9	1725
7.	Horace Grant*	1983-87	122	13.9	1696
8.	K.C. Rivers*	2005-09	134	12.6	1684
9.	Dale Davis*	1987-91	121	13.6	1650
10.	Bill Yarborough*	1952-57	85	18.3	1553
11.	Vincent Hamilton*	1980-85	116	13.2	1530
12.	Marcquise Reed	2016-19	99	15.0	1484
13.	Cliff Hammonds*	2004-08	134	10.9	1465
14.	Tree Rollins*	1973-77	110	13.3	1463
15.	Will Solomon	1998-01	94	15.2	1431
16.	Stan Rome	1974-78	109	12.5	1365
	Demontez Stitt	2007-11	126	10.8	1365
18.	Vince Yockel*	1955-58	74	18.2	1350
19.	Larry Nance*	1977-81	117	11.5	1341
20.	Devin Gray	1991-95	94	14.1	1322
21.	Jim Brennan*	1961-64	76	17.3	1317
22.	Sharon Wright*	1991-94	92	14.2	1308
23.	Vernon Hamilton	2003-07	127	9.7	1238
24.	Harold Jamison	1995-99	129	9.5	1231
25.	Jim Sutherland*	1964-67	71	17.3	1230
26.	Edward Scott*	1999-03	112	10.9	1226
27.	Andre Young	2008-12	129	9.5	1223
28.	Shawan Robinson	2002-06	120	9.8	1177
29.	Randy Mahaffey*	1964-67	73	16.0	1171
30.	Sharrod Ford	2001-05	118	9.8	1154
	Devin Booker	2009-13	128	9.0	1154
32.	Choppy Patterson*	1959-63	76	14.8	1131
33.	Jerry Pryor	1985-89	123	9.1	1124
34.	Aamir Simms	2017-21	122	9.2	1122
35.	Donte Grantham	2014-18	114	9.6	1100
36.	Shelton Mitchell	2016-19	94	11.6	1084
37.	Billy Williams*	1977-80	85	12.7	1078
38.	Johnny Snee	1948-52	82	13.1	1077
39.	Colon Abraham	1874-78	106	10.0	1061
40.	K.J. McDaniels	2011-14	94	11.0	1035
41.	Richie Mahaffey	1966-70	75	13.6	1019
42.	Derrick Johnson	1975-79	111	9.1	1014

Note: Names in bold played for Head Coach Brad Brownell;
* - signifies Clemson Hall of Fame

- PJ Hall finished with 22 points and 13 rebounds, while David Collins posted 16 points and 10 boards.
- It was Hall's first double-double of his career and Collins' third and second in the last three contests.
- It marked the first time since Feb. 22, 2020 that multiple Tigers have eclipsed a double-double in the same game.
- Aamir Simms and John Newman III each tallied a double-double in the 82-64 win at Boston College. Simms finished 12 points and 11 rebounds, while Newman totaled 11 points and 10 rebounds.
- It been accomplished eight times since the beginning of the 2010-11 season, including three double-doubles against Duke on Jan. 11, 2014.

MULTIPLE DOUBLE-DOUBLES SAME GAME (SINCE 2010-11)

Date	Opponent	Players	Pts	Reb	Ass
12-11-21	vs. Drake	PJ Hall	22	13	2
		David Collins	16	10	1
2-22-20	at Boston College	Aamir Simms	12	11	3
		John Newman	11	10	3
3-9-19	Syracuse	Marcquise Reed	24	10	2
		Elijah Thomas	13	11	1
2-21-18	at Virginia Tech	Marcquise Reed	28	10	3
		Elijah Thomas	12	10	1
11-12-17	N.C. A&T	Gabe DeVoe	13	10	5
		Donte Grantham	17	12	2
11-28-14	High Point	Landry Nnoko	10	13	0
		Jaron Blossomgame	14	13	3
1-11-14	Duke	K.J. McDaniels	24	10	0
		Jaron Blossomgame	14	14	1
		Landry Nnoko	10	13	0
2-28-13	North Carolina	Devin Booker	25	11	0

SIX DOUBLE-DIGIT SCORERS IN THE SAME GAME

- Clemson posted six double-digit scorers against Miami (Ohio) (Dec. 14, 2021). It was the first time in nearly three seasons the Tigers accomplished it.
- Alex Hemenway (17), David Collins (14), Hunter Tyson (13), Al-Amir Dawes (13), PJ Hall (13) and Naz Bohannon (10) rounded out the scoring.
- Clemson last accomplished this feat on Nov. 6, 2018 against The Citadel in a 100-80 win.
- Marcquise Reed (20), Shelton Mitchell (16), Aamir Simms (16), Elijah Thomas (15), Clyde Trapp (13) and David Skara (11) rounded out the scoring for the Tigers.

CLEMSON 4-POINT PLAYS

- Alex Hemenway successfully completed a four-point play against Miami (Ohio) (Dec. 14, 2021).
- Hemenway came around a screen and knocked down a triple with contact at the 8:32 mark and made the subsequent free throw.
- It was Clemson's first four-point play since Shelton Mitchell completed one on Feb. 20, 2019 against Florida State. Mitchell did it in the first half at the 6:45 mark.

CLEMSON TOUGH TO BEAT WHEN ALLOWING 50 OR LESS POINTS

- In Brad Brownell's tenure as head coach at Clemson, the Tigers are a combined 53-2 when they allow 50 or less points to its opponent.
- The Tigers have won their last 32 contests in which they have allowed 50 or less points.
- Clemson routed Pittsburgh 75-48 on Jan. 22 to give Head Coach Brad Brownell his 55th game of allowing 50 points or less to his opponent.
- Clemson added to this total with a dominating 67-50 performance at Virginia (Dec. 22) for its first ACC win of the 2021-22 season.
- Clemson's first in 2021-22 was a 75-48 thrashing of Temple in the quarterfinal round of the Shriners Children's Charleston Classic.
- The third time in ACC play last season and fifth time overall, the Tigers allowed just 39 points in a 60-39 rout of Wake Forest.
- The second time in ACC play in 2020-21 and fourth time overall, the Tigers allowed 50 points or less in 63-50 win over North Carolina.
- The 50 points allowed to the Tar Heels last season was the fewest in the series since 1985 and tied for the fewest allowed since 1940.
- The Tigers also held Louisville to 50 or less in a 54-50 victory over No. 25 Louisville (Jan. 27, 2021).
- For the second time in 2020-21, the Tigers held their opponent to less than 50 points. Clemson held SC State to just 38 points in the Tigers' home opener.
- In the 2020-21 season opener, the Tigers held Mississippi State to just 42 points in an 11-point victory.
- In 2018-19 the Tigers held Jacksonville to just 39 total points (only 11 in the second half) en route to a 68-39 victory last season.
- In just the Tigers' second game of the 2019-20 season, they held Presbyterian to just 45 points, marking the first time this season they have held an opponent under the 50-point threshold.
- Clemson went 4-0 during 2018-19 in such games.
- The Tigers topped Pittsburgh with a 62-48 victory on the road on Feb. 27.
- Clemson rolled Georgia Tech on the road on Feb. 6, 65-42, and clinching the fewest points allowed in consecutive ACC games in Clemson history.
- The Tigers dominated Wake Forest on Feb. 3, 64-37, holding the Demon Deacons to the lowest point total allowed in an ACC game under Brownell.

CLEMSON BIRTHDAYS

February 7	Chauncey Wiggins
February 21	PJ Hall
March 1	Ian Schieffelin
March 4	Josh Beadle
April 7	Devin Foster
April 8	Chase Hunter
April 16	Dillon Hunter
May 24	Jack Nauseef
June 10	RJ Godfrey
June 13	Hunter Tyson
June 17	Alex Hemenway
July 20	Chauncey Gibson
August 1	Matt Kelly
September 29	Daniel Nauseef
October 16	Ben Middlebrooks
November 15	Brad Brownell
December 13	Brevin Galloway

- The 37 points ties Georgia Tech from a Feb. 21, 2012, 56-37, Tiger victory.
- The 40th win came on Nov. 20 in the Cayman Islands Classic semifinals with a 64-49 win over Georgia.
- The only losses on the record are losses to Virginia (49-47, Feb. 2, 2011) and Miami (45-43, Feb. 17, 2013).

CLEMSON'S RECORD IN GAMES ALLOWING 50 POINTS OR LESS (UNDER BROWNELL)

Year	Record
2010-11	6-1
2011-12	7-0
2012-13	6-1
2013-14	9-0
2014-15	3-0
2015-16	4-0
2016-17	2-0
2017-18	2-0
2018-19	4-0
2019-20	2-0
2020-21	5-0
2021-21	3-0
RECORD	53-2

BRAD BROWNELL WINS 100TH GAME AGAINST ACC OPPONENT

- Head Coach Brad Brownell won his 100th game against an ACC team with a 77-62 win over Pittsburgh (March 6, 2021).
- That is 41 more wins than the next closest coach in Clemson history. Cliff Ellis had 59 wins in 159 tries from 1985-94.

CLEMSON WHEN ALLOWING 40 OR LESS POINTS

- Clemson has allowed 40 points or less on 10 occasions during Brownell's tenure as head coach.
- The Tigers have accomplished this feat twice during ACC play, while the other eight contests have been out-of-conference games.
- Clemson notched its first of the 2020-21 season with a 75-38 beating of SC State on Dec. 2.
- The Tigers' second of the 2020-21 season came in dominant fashion on the road at Wake Forest.
- The 39 points surrendered to the Demon Deacons were the second-fewest they have scored at home in the ACC Era (since 1953).

CLEMSON'S RECORD IN GAMES ALLOWING 40 POINTS OR LESS (UNDER BROWNELL)

Date	Opponent	Site	W/L	Score
Feb. 21, 2021	Wake Forest	A	W	60-39
Dec. 2, 2020	SC State	H	W	75-38
Dec. 20, 2019	Jacksonville	H	W	68-39
Feb. 3, 2018	Wake Forest	H	W	64-37
Nov. 13, 2015	NC Central	H	W	74-40
Dec. 14, 2013	Furman	H	W	71-35
Nov. 29, 2013	Coastal Carolina	H	W	69-40
Nov. 13, 2013	Delaware State	H	W	58-37

TEAM NOTES

Feb. 21, 2012	Georgia Tech	A	W	56-37
Dec. 17, 2011	Winthrop	H	W	60-40
Dec. 17, 2010	Savannah State	H	W	61-40
RECORD				11-0

CLEMSON'S DEFENSE UNDER BROWNELL

- Clemson's defense last season was otherworldly as they utilized their depth to pick teams up in the full court.
- Head Coach Brad Brownell is known for his meticulous tactics defensively, and it's a reason why of all full seasons played during the ACC Era, Brownell's teams are prevalent.
- Seven of his teams are in the Top 10 in Clemson history when it comes to scoring defense.
- Nine of his 10 full seasons are in the Top 20 in Clemson history.
- The scoring defense last season (61.9) finished second in the ACC and 12th in the nation.

CLEMSON'S TOP SCORING DEFENSIVE SEASONS

Rk	Year	Head Coach	Scoring Defense
1.	2013-14	Brad Brownell	58.4
2.	2012-13	Brad Brownell	60.1
3.	2011-12	Brad Brownell	60.6
4.	2010-11	Brad Brownell	61.4
5.	1996-97	Rick Barnes	61.5
6.	2020-21	Brad Brownell	61.9
7.	2014-15	Brad Brownell	62.2
8.	1994-95	Rick Barnes	62.5
9.	1995-96	Rick Barnes	63.0
10.	2018-19	Brad Brownell	63.9
11.	2019-20	Brad Brownell	64.1
12.	1958-59	Press Maravich	64.2
13.	1999-00	Larry Shyatt	64.4
14.	1998-99	Larry Shyatt	64.4
15.	2015-16	Brad Brownell	64.5
16.	2009-10	Oliver Purnell	64.5
17.	1981-82	Bill Foster	65.2
18.	1997-98	Rick Barnes	65.3
19.	1978-79	Bill Foster	65.6
20.	2006-07	Oliver Purnell	65.7
21.	2017-18	Brad Brownell	65.9

HOLDING OPPONENTS TO 15 POINTS OR LESS IN A SINGLE HALF (BROWNELL ERA)

Date	Site	Half	Opponent	Points	Final
2-24-21	A	1st	Wake Forest	15	W, 60-39
12-9-20	H	1st	Maryland	15	W, 67-51
2-15-20	H	1st	Louisville	14	W, 77-62
12-20-19	H	2nd	Jacksonville	11	W, 68-39
12-15-15	H	2nd	Presbyterian	15	W, 69-41
11-8-13	H	1st	Stetson	15	W, 71-51
2-14-13	A	1st	Georgia Tech	15	W, 56-53
11-11-11	H	2nd	Gardner-Webb	15	W, 65-44

*LIT*TLEJOHN COLISEUM

- The Tigers are 61-18 (.772) dating back to the beginning of the 2017-18 season on their home floor.
- Since the inception of the newly renovated Littlejohn Coliseum (2016-17 season), the Tigers are 70-24 overall (.745 percent).
- In non-conference regular season games, the Tigers are 33-3 during that span (.917 percent).
- In total non-conference games, including home NIT games, the Tigers are 34-5 (.872 percent).

CLEMSON SEASON BREAKDOWN BY UNIFORM

- In 2017-18 the Tigers debuted three new jerseys to their arsenal, including a new version of its home white and road orange uniform. They also debuted purple, anthracite and throwback jerseys.
- Clemson wore its 2017-18 home whites the most last season, wearing them for 19-out-of-their-32 regular season games.
- With the exception of one home game in which Clemson wore 1990's throwback home white uniform against Pittsburgh, the Tigers wore its 17-18 home whites on the

road in a 14-point win at Ohio State. The Buckeyes wore all red that night.

- They also wore white during their two-point triumphant comeback win over then No. 22-ranked Florida on Dec. 16 in the Orange Bowl Classic.
- 18 of the Tigers' 25 wins in 2017-18 came while wearing their home whites.

CLEMSON'S RECORD BY UNIFORM (17/18-pres.)

Uniform	Times Worn	Wins	Losses
Home White	83	67	16
Road Orange	52	21	31
90's Throwback Home White	11	4	7
Purple	6	1	5
Anthracite	4	1	3

0 JOSH BEADLE

RFr. | Guard | 6-3 | 182
Columbia, S.C. | Cardinal Newman



» CAREER HIGHS				
Points	--	--	--	--
Rebounds	--	--	--	--
Assists	--	--	--	--
Steals	--	--	--	--
FG Made	--	--	--	--
3FG Made	--	--	--	--
FT Made	--	--	--	--
Minutes	--	--	--	--

» ABOUT JOSH BEADLE	
Born	March 4, 2003
Hometown	Columbia, S.C.
High School	Cardinal Newman High School
Major	Pre-Business

» 2021-22 GAME-BY-GAME														
OPPONENT	FG	PCT.	3FG	PCT.	FT	PCT.	OR-DR-TOT	PF	A	TO	BLK	STL	PTS	MIN
Presbyterian	DNP													
Wofford	DNP													
Bryant	DNP													
vs. Temple	DNP													
vs. [22] St. Bonaventure	DNP													
West Virginia	DNP													
Charleston Southern	DNP													
at Rutgers	DNP													
at Miami	DNP													
vs. Drake	DNP													
Miami (Oh.)	DNP													
South Carolina	DNP													
at Virginia	DNP													
Duke	PPD.													
Virginia	DNP													
at NC State	DNP													
at Notre Dame	DNP													
Boston College	DNP													
at Syracuse	DNP													
Pittsburgh	DNP													
[9] at Duke	DNP													
Florida State	DNP													
at Georgia Tech	DNP													
North Carolina	DNP													
[7] Duke	DNP													
Notre Dame	DNP													
at Florida State	DNP													
at Louisville	DNP													
Wake Forest	DNP													
at Boston College	DNP													
Georgia Tech	DNP													
Virginia Tech	DNP													
vs. NC State	DNP													
vs. Virginia Tech	DNP													

* - Game Started; [] AP Ranking

» NOTES	
BEADLE TO REDSHIRT 2021-22 SEASON	
• It was announced on Monday, Nov. 15 that freshman Josh Beadle would redshirt the current season.	

BEFORE CLEMSON	
• Rated as a three-star prospect, according to 247Sports and Rivals.	
• Beadle averaged 16.9 points, 6.2 rebounds, 3.8 assists and 1.4 steals per game last season for Cardinal Newman.	
• Beadle won back-to-back SCISA Class 3A championships at Cardinal Newman and led the team in scoring last season. Beadle eclipsed the 1,000-point mark for his career.	
• Over the last three seasons, Beadle has shot better than 50.0 percent from the floor, including 40.0 percent from three and over 70.0 percent from the free throw line. He is a three-time All-Region and All-State player, while also being named to several All-Tournament teams and earning multiple All-Star selections.	
• Beadle chose Clemson over Wake Forest and VCU.	

“Josh is a combo guard with speed and athleticism who can affect the game in both the full and half court. Josh has very good basketball instincts which allow him to make plays for himself and others. I love to add guys to our program who are winners and Josh has won back-to-back state titles at Cardinal Newman. He’s an impressive young man, serving as his senior class president in high school. We expect Josh to have a prominent leadership role in our program.”

» CAREER STATS																			
Year	GP	GS	Min.	Field Goals			3-PT			FT	FTA	Pct.	Rebounds			Avg.	PF	DQ	A
				FG	FGA	Pct.	FG	FGA	Pct.				OR	DR	TOT				
2021-22																			
TOTAL																			

1 CHASE HUNTER

RJr. | Guard | 6-3.5 | 204
Atlanta, Ga. | Westlake



» CAREER HIGH

Points	23	at Boston College	2/26/22
Rebounds	7	2x, last at Boston College	2/26/22
Assists	5	2x, last at Georgia Tech	2/5/22
Steals	3	vs. Florida State	1/23/21
FG Made	10	vs. Wake Forest	2/23/22
3FG Made	3	2x, last at Miami	12/4/21
FT Made	8	at Boston College	2/26/22
Minutes	34	3x, last at Boston College	2/26/22

» ABOUT CHASE HUNTER

Born April 8, 2001
Hometown Atlanta, Ga.
High School Westlake
Major Parks, Recreation, Tourism Management
 » 247Sports Top 100 Prospect, ranked No. 4 player in the state of Georgia, ranked No. 14 combo guard in the country according to 247Sports.
 » Chose Clemson over Georgia, Virginia, Oklahoma and Michigan State.

» 2021-22 GAME-BY-GAME

OPPONENT	FG	PCT.	3FG	PCT.	FT	PCT.	OR-DR-TOT	PF	A	TO	BLK	STL	PTS	MIN
Presbyterian	1-3	.333	0-0	.000	3-4	.750	0-1-1	2	1	0	0	0	5	13
Wofford	0-3	.000	0-2	.000	2-2	1.000	3-0-3	0	1	0	1	0	2	18
Bryant	2-5	.400	0-1	.000	3-4	.750	0-3-3	2	3	0	0	0	7	21
vs. Temple	3-8	.375	0-2	.000	0-0	.000	1-1-2	3	3	2	0	1	6	22
* vs. (22) St. Bonaventure	0-4	.000	0-0	.000	0-0	.000	0-0-0	0	1	0	0	1	0	8
West Virginia	0-1	.000	0-1	.000	1-2	.500	0-2-2	1	1	1	0	0	1	19
Charleston Southern	1-6	.167	0-1	.000	0-0	.000	0-2-2	0	1	2	0	1	2	19
at Rutgers	1-1	1.000	0-0	.000	0-0	.000	1-3-4	2	1	0	0	1	2	14
at Miami	5-7	.714	3-4	.750	2-2	1.000	0-2-2	4	0	0	0	0	15	23
vs. Drake	1-2	.500	0-1	.000	0-0	.000	0-0-0	0	1	0	0	1	2	14
Miami (Oh.)	0-1	.000	0-1	.000	0-0	.000	0-0-0	0	0	1	0	0	0	6
South Carolina	1-2	.500	0-0	.000	1-2	.500	2-3-5	0	0	1	1	0	3	13
at Virginia	0-1	.000	0-1	.000	0-0	.000	0-1-1	1	1	0	0	0	0	11
Duke	PPD.													
Virginia	0-2	.000	0-1	.000	0-0	.000	0-0-0	2	0	0	0	1	0	14
at NC State	3-3	1.000	1-1	1.000	0-0	.000	0-1-1	2	0	1	0	0	7	14
at Notre Dame	3-5	.600	1-2	.500	0-0	.000	2-1-3	4	0	1	1	1	7	22
Boston College	1-3	.333	0-0	.000	0-0	.000	0-1-1	1	0	0	0	0	2	13
at Syracuse	4-8	.500	3-7	.429	0-0	.000	0-2-2	4	3	1	0	0	11	25
* Pittsburgh	4-5	.800	1-1	1.000	4-4	1.000	0-5-5	2	3	0	1	0	13	31
* [9] at Duke	5-10	.500	2-2	1.000	0-0	.000	2-5-7	2	5	1	0	0	12	27
* Florida State	4-6	.667	0-0	.000	4-7	.571	0-2-2	2	0	2	0	0	12	24
* at Georgia Tech	1-7	.143	0-3	.000	2-2	1.000	1-4-5	1	5	3	0	1	4	34
* North Carolina	2-5	.400	0-1	.000	1-2	.500	2-4-6	1	3	3	0	0	5	34
* [7] Duke	5-8	.625	1-2	.500	2-2	1.000	0-4-4	1	2	0	0	1	13	32
* Notre Dame	2-7	.286	1-4	.250	1-2	.500	0-3-3	3	3	0	0	0	6	31
* at Florida State	0-6	.000	0-2	.000	3-4	.750	1-0-1	3	4	2	0	0	3	27
* at Louisville	4-9	.444	1-3	.333	1-1	1.000	1-1-2	3	3	2	0	0	10	31
* Wake Forest	10-12	.833	1-2	.500	0-0	.000	0-4-4	1	2	3	0	2	21	33
* at Boston College	7-9	.778	1-2	.500	8-10	.800	0-7-7	1	0	2	1	1	23	34
* Georgia Tech	1-5	.200	1-2	.500	2-2	1.000	0-4-4	1	4	2	1	1	5	32
* Virginia Tech	0-4	.000	0-3	.000	1-2	.500	0-3-3	2	2	2	0	1	1	27
* vs. NC State	2-5	.400	1-3	.333	3-4	.750	0-1-1	4	4	1	0	1	8	19
* vs. Virginia Tech	5-10	.500	2-3	.667	1-2	.500	0-2-2	2	3	0	0	0	13	40

* - Game Started; [] AP Ranking

» NOTES

HUGE WEEK FOR HUNTER

- Chase Hunter was the star of the week for the Tigers after posting back-to-back 20-point games against Wake Forest and Boston College.
- Hunter recorded his second 20-point game as a Tiger at Boston College, finishing with a career high 23 points on 7-for-9 shooting, including a career-high eight free throws.
- Hunter recorded his first 20-point game as a Tiger against Wake Forest, finishing with a career high 21 points on a career-best 10 made field goals.

HUNTER'S 7-GAME STRETCH (JAN. 4 - FEB. 2)

- Chase Hunter provided a consistent spark off the Tiger bench over seven contests, which included three starts.
- Hunter was 19-for-30 from the floor (62.5 percent), 6-for-11 from three (54.5 percent), averaged 9.1 points and 3.0 rebounds.
- Hunter scored his fifth double-figure scoring game of the season against Florida State (Feb. 2) with 12 points.

CAREER DAY ON SOUTH BEACH

- Chase Hunter scored a then-career-high 15 points on 5-of-7 shooting against the Hurricanes. Hunter also tied his career-best with three 3-pointers.
- The 15 points scored were the most since his freshman season when he scored 13 against Presbyterian (Nov. 7, 2019).

CAREER HIGH STEALS

- Chase Hunter scored nine points in 16 minutes of action against Florida State (Jan. 23, 2021). He also snagged a career-high three steals in the process.
- He topped his previous season-highs (which also came earlier against FSU), with four field goals and nine points.

HUNTER SUFFERED FOOT INJURY

- Suffered a foot injury earlier in his freshman season that forced him to miss 19 total games.
- Played in two games over that stretch, but made his return on Jan. 18, 2020 at NC State, playing also against Wake Forest and at Louisville.

BEFORE CLEMSON

- Comes to Clemson as a four-star prospect and No. 98 overall in 247Sports' Top 100 for the 2019 class.
- 247Sports ranks Hunter as the No. 4 player in the state of Georgia and the No. 14 combo guard in the country.
- Averaged 15.6 points, 4.1 rebounds, 2.3 assists and 1.8 steals per game as a junior.
- Scored in double-figures in 17-of-22 games and scored

» CAREER STATS

	Field Goals						3-PT			Rebounds														
Year	GP	GS	Min.	FG	FGA	Pct.	FG	FGA	Pct.	FT	FTA	Pct.	OR	DR	TOT	Avg.	PF	DQ	A	TO	Blk	Stl	Pts.	Avg.
2019-20	9	4	175	17	45	.378	7	23	.304	7	11	.636	1	8	9	1.0	17	0	14	12	0	7	48	5.3
2020-21	24	4	337	28	90	.311	5	35	.143	8	12	.667	6	23	29	1.2	27	0	22	19	3	10	69	2.9
2021-22	33	15	749	78	173	.451	20	58	.345	45	60	.750	16	72	88	2.7	57	0	60	33	6	15	221	6.7
TOTAL	66	23	1261	123	308	.399	32	116	.276	60	83	.723	23	103	126	1.9	101	0	96	64	9	32	338	5.1

» HUNTER NOTES

more than 20 points on eight occasions, including at least 30 points twice.

- On the Under Armour circuit, Hunter averaged 14.0 points, 2.7 assists, 2.5 rebounds and 1.5 steals per game.
- Hunter chose Clemson over Georgia, Virginia, Oklahoma and Michigan State.

HIGH SCHOOL ACCOLADES

- 247Sports Top 100 Prospect
- Ranked No. 4 player in the state of Georgia
- Ranked No. 14 combo guard in the country according to 247Sports

2 DILLON HUNTER

Fr. | Guard | 6-3.5 | 193
Atlanta, Ga. | Westlake



» CAREER HIGHS

Points	
Rebounds	
Offensive Rebounds	
Assists	
Steals	
Blocks	
FG Made	
3FG Made	
FT Made	
Minutes	

» ABOUT DILLON HUNTER

Born April 16, 2003
Hometown Atlanta, Ga.
High School Westlake High School
Major Parks, Recreation, Tourism Management
Fun Fact Younger brother of Chase Hunter

» 2022-23 GAME-BY-GAME

OPPONENT	FG	PCT.	3FG	PCT.	FT	PCT.	OR-DR-TOT	PF	A	TO	BLK	STL	PTS	MIN
----------	----	------	-----	------	----	------	-----------	----	---	----	-----	-----	-----	-----

* - Game Started; [] AP Ranking

» NOTES

BEFORE CLEMSON

- Hunter is a 6-4, 190-pound guard from Atlanta, Ga.
- He is the younger brother of current Tiger Chase Hunter, is ranked No. 64 in the ESPN 100 and rated a four-star prospect.
- Hunter chose Clemson over Baylor, Auburn, Florida State, Kentucky, Georgia and Georgia Tech.

"Dillon comes from an athletic, high achieving family," said Brownell. "I've enjoyed coaching his brother Chase the last three years, and it will sure be fun to have Dillon here with him contributing in Clemson orange. Our staff looked to add positional size and skill to our team with the incoming freshmen class. Dillon is certainly another example of that, especially at the point guard position. He has excellent vision and a feel for the game, which makes him an outstanding passer and facilitator who complements our other freshmen very well. This rounds out an excellent freshmen class for our program."

» CAREER STATS

Year	GP	GS	Min.	Field Goals			3-PT			FT	FTA	Pct.	Rebounds			Avg.	PF	DQ	A	TO	Blk	Stl	Pts.	Avg.
				FG	FGA	Pct.	FG	FGA	Pct.				OR	DR	TOT									
2022-23																								
TOTAL																								

4 IAN SCHIEFFELIN

So. | Forward | 6-7 | 230
Loganville, Ga. | Grayson



» CAREER HIGHS

Points	12	vs. North Carolina	2/8/22
Rebounds	10	vs. Duke	2/10/22
Offensive Rebounds	2	6x, last at Boston College	2/26/22
Assists	4	vs. Virginia Tech	3/5/22
Steals	2	vs. Notre Dame	2/12/22
Blocks	1	3x, last vs. Wake Forest	2/23/22
FG Made	4	2x, last vs. Wake Forest	2/23/22
3FG Made	1	4x, last vs. North Carolina	2/8/22
FT Made	4	at Boston College	2/26/22
Minutes	28	vs. Wake Forest	2/23/22

» ABOUT IAN SCHIEFFELIN

Born March 1, 2003
Hometown Loganville, Ga.
High School Grayson High School
Major Pre-Business
Fun Fact Played high school basketball with 2022-23 freshman Chauncey Wiggins

» 2021-22 GAME-BY-GAME

OPPONENT	FG	PCT.	3FG	PCT.	FT	PCT.	OR-DR-TOT	PF	A	TO	BLK	STL	PTS	MIN
Presbyterian	0-0	.000	0-0	.000	0-0	.000	0-1-1	2	0	1	0	0	0	4
Wofford	0-1	.000	0-0	.000	2-3	.667	1-1-2	2	0	0	0	0	2	7
Bryant	3-3	1.000	0-0	.000	0-2	.000	2-2-4	1	1	0	0	1	6	15
vs. Temple	2-4	.500	1-1	1.000	0-0	.000	0-1-1	1	0	0	0	1	5	9
vs. [22] St. Bonaventure	1-1	1.000	1-1	1.000	1-1	1.000	0-1-1	1	0	0	0	0	3	6
West Virginia	0-0	.000	0-0	.000	0-0	.000	0-0-0	0	0	0	0	0	0	3
Charleston Southern	1-2	.500	1-2	.500	0-0	.000	2-2-4	0	1	1	0	0	3	14
at Rutgers	1-2	.500	0-0	.000	1-2	.500	1-0-1	2	0	0	0	0	3	6
at Miami	DNP													
vs. Drake	DNP													
Miami (Oh.)	1-2	.500	0-0	.000	0-0	.000	1-0-1	1	0	1	0	1	2	4
South Carolina	0-0	.000	0-0	.000	2-2	1.000	0-0-0	1	1	0	0	0	2	6
at Virginia	3-4	.750	0-1	.000	0-0	.000	0-1-1	4	1	0	0	0	6	8
Duke	PPD													
Virginia	0-1	.000	0-0	.000	1-2	.500	0-0-0	1	1	0	0	0	1	7
at NC State	0-1	.000	0-0	.000	0-0	.000	0-0-0	1	0	0	0	0	0	2
at Notre Dame	0-1	.000	0-0	.000	0-0	.000	1-3-4	2	3	0	0	0	0	10
Boston College	0-1	.000	0-1	.000	0-0	.000	0-1-1	1	2	0	0	0	0	6
at Syracuse	1-2	.500	0-0	.000	0-0	.000	0-2-2	0	2	1	0	0	2	10
Pittsburgh	0-0	.000	0-0	.000	0-0	.000	2-0-2	1	0	0	0	0	0	5
[9] at Duke	DNP													
Florida State	0-2	.000	0-0	.000	0-0	.000	2-3-5	1	0	1	1	0	0	10
at Georgia Tech	2-5	.400	0-1	.000	0-0	.000	1-2-3	1	0	0	1	0	4	13
North Carolina	4-6	.667	1-1	1.000	3-3	1.000	1-1-2	2	1	0	0	0	12	18
* [7] Duke	1-3	.333	0-2	.000	3-4	.750	1-9-10	3	3	1	1	0	5	27
* Notre Dame	3-5	.600	0-0	.000	0-0	.000	2-7-9	0	1	1	0	2	6	21
* at Florida State	0-1	.000	0-0	.000	0-0	.000	0-1-1	4	0	2	0	1	0	11
* at Louisville	3-10	.300	1-3	.333	0-0	.000	2-2-4	4	1	4	0	0	7	26
* Wake Forest	4-10	.400	0-1	.000	2-4	.500	1-4-5	5	2	2	1	0	10	28
* at Boston College	0-6	.000	0-2	.000	4-4	1.000	2-3-5	4	2	2	0	1	4	26
* Georgia Tech	3-7	.429	0-0	.000	0-0	.000	1-5-6	1	1	3	1	0	6	24
Virginia Tech	1-3	.333	0-0	.000	2-2	1.000	2-2-4	0	4	1	1	0	4	11
vs. NC State	0-2	.000	0-0	.000	0-0	.000	1-2-3	2	0	0	0	0	0	6
vs. Virginia Tech	0-1	.000	0-0	.000	0-0	.000	2-0-2	0	0	1	0	0	0	4

* - Game Started; [] AP Ranking

» NOTES

CHEF'S CAREER NIGHT VS. UNC

- Ian Schieffelin set a new career-best with 12 points on 4-for-6 shooting. His four made field goals were a career-high.
- He tied his career high with one made 3-pointer and one assist, while setting a career mark with three made free throws against the Tar Heels.

EFFICIENT OUTING AT VIRGINIA

- Ian Schieffelin tied his career-high with six points on 3-for-4 shooting in a win over Virginia (Dec. 22).
- Schieffelin played eight minutes and score six points, grabbed one rebound and dished one assist.

CHEF BREAKS OUT VS. BRYANT

- Ian Schieffelin broke out against Bryant on Nov. 15. Schieffelin scored six points and was a perfect 3-for-3 from the field.
- The freshman also posted a season-high four rebounds, including two on the offensive glass.
- He added an assist and a steal against the Bulldogs.

BEFORE CLEMSON

- Rated as a three-star prospect, according to 247Sports and Rivals.
- Schieffelin averaged 12.0 points, 12.0 rebounds and 3.0 blocks per game last season for Grayson, a top-ranked program in Georgia. Last year they finished ranked 10th in the country and were No. 1 among public schools.
- As a sophomore, Schieffelin averaged 10.1 points, 7.7 rebounds and 1.0 block per game, while helping lead Grayson to a 25-4 record and a Region 8-AAAAAAA championship.
- Schieffelin chose Clemson over Virginia Tech and Dayton.

"Ian is a versatile front court player who impressed our coaching staff with his toughness and competitive spirit. He is an outstanding passer and rebounder who can play well both in the post and on the perimeter. Ian was a talented multi-sport athlete when he was younger, but his focus on basketball has grown his game tremendously, showing an exceptional AAU season this past spring."

» CAREER STATS

Year	Field Goals				3-PT			Rebounds																
	GP	GS	Min.	FG	FGA	Pct.	FG	FGA	Pct.	FT	FTA	Pct.	OR	DR	TOT	Avg.	PF	DQ	A	TO	Blk	Stl	Pts.	Avg.
2021-22	30	7	349	34	86	.395	5	16	.313	20	28	.714	28	56	84	2.8	48	1	27	22	6	7	93	3.1
TOTAL	30	7	349	34	86	.395	5	16	.313	20	28	.714	28	56	84	2.8	48	1	27	22	6	7	93	3.1

5 HUNTER TYSON

Gr. | Forward | 6-8 | 217
Monroe, N.C. | Piedmont



» CAREER HIGHS

Points	21	vs. Wake Forest	1/21/20
Rebounds	13	vs. South Carolina	12/18/21
Offensive Rebounds	6	vs. South Carolina	12/18/21
Assists	4	vs. Miami (Ohio)	12/14/21
Steals	4	vs. Yale	12/22/19
Blocks	3	vs. Miami (Ohio)	12/14/21
FG Made	9	vs. Wake Forest	1/21/20
3FG Made	5	vs. Detroit Mercy	11/17/19
FT Made	6	vs. South Carolina	12/18/21
Minutes	34	2x, last vs. St. Bonaventure	11/19/21

» ABOUT HUNTER TYSON

Born June 13, 2000
Hometown Monroe, N.C.
High School Piedmont
Major Sports Communications
Fun Fact Father, Jonathan, played at Wingate University for current Special Assistant to the Head Coach Jeff Reynolds

» 2021-22 GAME-BY-GAME

OPPONENT	FG	PCT.	3FG	PCT.	FT	PCT.	OR-DR-TOT	PF	A	TO	BLK	STL	PTS	MIN
* Presbyterian	4-7	.571	2-4	.500	4-5	.800	0-7-7	1	0	2	0	1	14	28
* Wofford	5-10	.500	2-5	.400	0-0	.000	1-4-5	4	0	3	1	1	12	34
* Bryant	8-13	.615	2-3	.667	2-2	1.000	1-4-5	0	1	1	0	0	20	22
* vs. Temple	4-5	.800	2-2	1.000	0-0	.000	0-3-3	2	0	0	0	2	10	29
* [22] vs. St. Bonaventure	4-9	.444	0-3	.000	0-0	.000	0-7-7	2	2	0	0	0	8	34
* West Virginia	3-6	.500	0-2	.000	3-6	.500	0-6-6	2	1	1	1	0	9	29
* Charleston Southern	3-10	.300	1-5	.200	2-2	1.000	3-3-6	1	2	0	0	2	9	23
* at Rutgers	2-9	.222	0-2	.000	6-6	1.000	2-3-5	4	3	1	0	0	10	32
* at Miami	3-6	.500	2-4	.500	2-2	1.000	1-3-4	4	0	1	0	1	10	26
* vs. Drake	1-2	.333	1-2	.333	0-0	.000	0-4-4	3	2	1	0	1	3	23
* Miami (Oh.)	4-9	.444	3-5	.600	2-2	1.000	2-6-8	2	4	0	3	0	13	25
* South Carolina	6-12	.500	0-3	.000	6-9	.667	6-7-13	2	1	2	0	1	18	32
* at Virginia	6-10	.600	3-5	.600	2-2	1.000	0-3-3	3	2	1	0	0	17	28
Duke	PPD.													
* Virginia	5-8	.625	1-3	.333	4-5	.800	3-6-9	3	2	2	2	1	15	30
* at NC State	3-7	.429	0-1	.000	0-1	.000	2-5-7	4	2	2	0	0	6	30
* at Notre Dame	4-8	.500	1-2	.500	3-3	1.000	3-3-6	0	0	2	0	0	12	20
* Boston College	1-5	.200	1-2	.500	1-2	.500	0-6-6	2	0	1	0	3	4	21
* at Syracuse	2-8	.250	0-3	.000	3-4	.750	1-1-2	2	1	0	0	0	7	19
* Pittsburgh	2-6	.333	1-2	.500	1-2	.500	0-2-2	2	1	0	1	0	6	20
* [9] at Duke	6-12	.500	1-3	.333	0-0	.000	4-4-8	3	1	1	0	1	13	28
* Florida State	1-2	.500	1-1	1.000	0-0	.000	1-0-1	0	1	1	0	0	3	9
at Georgia Tech	DNP													
North Carolina	DNP													
[7] Duke	DNP													
Notre Dame	DNP													
at Florida State	DNP													
at Louisville	DNP													
Wake Forest	DNP													
at Boston College	DNP													
Georgia Tech	4-6	.667	0-2	.000	0-0	.000	0-2-2	3	0	1	0	1	8	17
* Virginia Tech	2-7	.286	1-3	.333	0-0	.000	0-4-4	1	2	0	0	1	5	24
* vs. NC State	2-7	.286	0-3	.000	2-2	1.000	3-4-7	2	2	1	0	2	6	23
* vs. Virginia Tech	5-9	.556	1-5	.200	1-1	1.000	0-7-7	2	2	0	0	2	12	31

* - Game Started; [] AP Ranking

Head Coach Brad Brownell on Hunter Tyson:

"He's playing like a senior, he's a mature guy, he understands what it takes, he wants to win, he wants to do well, he's been a tremendous kid to coach, he's developed through our program and does everything you ask. He wants to do so well; he wants to continue to lead. He's the leader of our team. He's leading every way possible, by example, by the way he approaches practice, the way he talks to our young guys. He's been a pleasure to coach this year."

» NOTES

TYSON SUFFERS BROKEN CLAVICLE

- Hunter Tyson suffered a broken clavicle on Feb. 2 against Florida State.
- Tyson returned to play on March 2 against Georgia Tech.

100 CAREER GAMES

- Hunter Tyson played in his 100th career game on Saturday, Jan. 22 against Pitt.

DOUBLE-DOUBLE TYSON

- Hunter Tyson finished off his first career double-double against South Carolina (Dec. 18).
- Tyson finished with 18 points and a career-high 13 rebounds. Of his 13 rebounds, a career-best six came on the offensive glass.

TYSON CONSISTENT TO OPEN 21-22

- Hunter Tyson provided a steady array of production up and down the box score to help propel Clemson to a season-opening victory.
- The senior scored 14 points on seven shots, grabbed seven rebounds and added a steal.
- Tyson scored a season-high 20 points against Bryant in a 93-70 win. He finished 8-for-13 from the field.
- Tyson has posted 12 double-digit scoring games this season, while also collecting at least five rebounds in 14-of-20 games.
- He is shooting a career-best from the field (.470).

TYSON'S LAST SIX TO END 20-21 SEASON

- Over his last six contests, Hunter Tyson averaged 11.4 points and 6.6 rebounds.
- He was 23-for-44 (.523) from the floor and 11-for-20 (.550) from 3-point range.
- Tyson was 10-for-13 from the foul line during that stretch.

TYSON DRAWS THREE CHARGES

- Hunter Tyson drew three charges in a win over Pittsburgh (March 6, 2021).
- Three is one off of a Clemson record for a single game.
- Marc Campbell drew four against Georgia Tech in 1983-84.
- Both Bobby Conrad and Marvin Dickerson each drew four in the same game against North Carolina in 1978-79.

CAREER NIGHT ON THE GLASS

- Hunter Tyson came away with a then-career-high 10

» CAREER STATS

	2018-2022 Season Statistics																									
	Basic Stats			Field Goals			3-PT			Shooting %			Rebounds			Points			Defense			Other				
Year	GP	GS	Min.	FG	FGA	Pct.	FG	FGA	Pct.	FT	FTA	Pct.	OR	DR	TOT	Avg.	PF	DQ	A	TO	Blk	Stl	Pts.	Avg.		
2018-19	31	0	258	16	63	.254	11	47	.234	6	9	.667	6	26	32	1.0	18	0	12	6	8	2	49	1.6		
2019-20	31	3	422	57	128	.445	27	84	.321	29	41	.707	20	72	92	3.0	31	0	11	15	3	17	170	5.5		
2020-21	19	12	320	47	101	.465	22	51	.431	27	35	.771	12	67	79	4.2	28	0	6	17	6	9	143	7.5		
2021-22	25	24	638	90	193	.466	26	75	.347	44	56	.786	33	104	137	5.5	54	0	32	24	8	20	250	10.0		
TOTAL	106	39	1638	210	458	.433	86	257	.335	106	141	.752	71	269	340	3.2	131	0	61	62	25	48	612	5.8		

» TYSON NOTES

rebounds in a win over Wake Forest (Feb. 24, 2021).

- Two of his rebounds came on the offensive glass.
- He narrowly missed on his first career double-double, finishing with nine points and 10 rebounds.

BIG GAME HUNTING

- Junior forward Hunter Tyson, a Monroe, N.C. native, scored all 16 of his points in the second half against North Carolina in a 63-50 convincing victory on Feb. 2, 2021.
- Tyson scored nine-straight points to end the game, including 11-of-the-last-13 for the Tigers.
- He finished 5-for-11 from the floor, 2-for-5 from three and a perfect 4-for-4 at the foul line. He grabbed four boards, while collecting two steals, one block and one assist.

HOT START TO 2020-21 SEASON

- Tyson got off to a great start to the season, shooting 54.2 percent from the floor, 46.7 percent from three and 70.0 percent at the line through the first five games of the season.
- Tyson is also rebounding better than any point from earlier in his career, averaging 3.6 boards per game.
- Averaging 14.9 minutes per game, Tyson has provided a much needed boost in the starting lineup and off the bench.
- After missing five games due to injury and another three due to postponements, Tyson returned to the floor against Virginia.
- Tyson finished 3-for-5 from the floor, knocking in a triple, grabbing two rebounds and finishing with seven points in 18 minutes.

TYSON IS KEY OFF TIGER BENCH

- Tyson started to put together solid outings for Clemson off of the bench during the 2019-20 season.
- The Monroe, N.C. native made it back-to-back double-digit scoring games off the bench for Clemson with 10 points in a loss at Georgia Tech.
- Tyson now has six double-digit scoring games last season for the Tigers.
- Tyson provided his fifth double-digit scoring game off the bench for the Tigers in a rout at Boston College (Feb. 22, 2020).
- Tyson was perfect from the floor in all aspects, 4-for-4 from the floor, including 1-for-1 from distance and finished 2-for-2 from the foul line.
- In what was a historic consecutive game stretch for the Tigers, Tyson has provided a boost off the bench.
- Tyson scored seven points in the Tigers' 79-72 victory over No. 3 Duke (Jan. 14, 2020). He finished 2-for-3 from the floor and 2-for-3 from 3-point land.
- In a historic program victory over North Carolina, Tyson knocked down a clutch 3-pointer a mere 13 seconds after checking into the game at the 1:55 mark to help close the gap in the final moments of regulation.
- Tyson has now posted his fourth double-digit scoring game of his career and of the season off the bench.
- Tyson scored 11 points against Yale (Dec. 22, 2019) to collect his fourth double-digit scoring game of his career.
- He also swiped four steals on the night - a new career-high and tied for the second-most in a single game this season with roommate John Newman III.

20-PIECE TYSON

- In just his second career start, Hunter Tyson enjoyed a career-best performance.
- Tyson scored a career-high 21 points on a career-best nine made field goals to help fuel a Tiger victory over Wake Forest (Jan. 21, 2020).
- Tyson was 9-for-13 from the floor and 2-for-5 from distance in the contest, scoring many of his buckets in traffic around the rim, including an emphatic fastbreak two-handed dunk.
- The Monroe, N.C. native grabbed five rebounds,

including two on the offensive glass.

TYSON'S 20-PIECE

- Hunter Tyson scored a career-high 20 points in an 87-65 victory over Detroit Mercy (Nov. 17, 2019).
- Tyson became the first Tiger to score 20 points off the bench since Marcquise Reed last season at South Carolina (Dec. 22, 2018).
- Tyson's damage came via the 3-point ball. He made a career-best five long balls on 10 attempts, while also connecting on a career-high seven made field goals.

10 BEN MIDDLEBROOKS

So. | Forward | 6-10.5 | 242

Fort Lauderdale, Fla. | Westminster Academy



» CAREER HIGHS

Points	8	at Boston College	2/26/22
Rebounds	9	at Boston College	2/26/22
Offensive Rebounds	4	at Boston College	2/26/22
Assists	2	3x, last vs. Georgia Tech	3/2/22
Blocks	2	vs. Georgia Tech	3/2/22
Steals	2	vs. Wake Forest	2/23/22
FG Made	4	at Boston College	2/26/22
3FG Made	--	--	--
FT Made	2	2x, last vs. Charleston Southern	11/26/21
Minutes	27	at Boston College	2/26/22

» ABOUT BEN MIDDLEBROOKS

Born October 16, 2002
Hometown Fort Lauderdale, Fla.
High School Westminster Academy
Major Pre-Business
Fun Fact Sister Mackenzy played tennis at Clemson and graduated in 2021

» 2021-22 GAME-BY-GAME

OPPONENT	FG	PCT.	3FG	PCT.	FT	PCT.	OR-DR-TOT	PF	A	TO	BLK	STL	PTS	MIN
Presbyterian	0-0	.000	0-0	.000	0-0	.000	1-0-1	0	0	0	0	0	0	1
Wofford	0-0	.000	0-0	.000	0-0	.000	0-0-0	0	0	0	1	0	0	2
Bryant	0-0	.000	0-0	.000	2-2	1.000	0-0-0	1	0	0	0	0	2	3
vs. Temple	0-0	.000	0-0	.000	0-0	.000	1-1-2	0	0	0	0	0	0	3
[22] vs. St. Bonaventure	0-0	.000	0-0	.000	0-0	.000	0-0-0	1	0	0	0	0	0	2
West Virginia	0-0	.000	0-0	.000	0-0	.000	0-0-0	0	0	0	0	0	0	4
Charleston Southern	2-3	.667	0-0	.000	2-2	1.000	1-2-3	2	2	1	2	0	6	11
at Rutgers	0-0	.000	0-0	.000	0-0	.000	0-2-2	0	1	1	0	0	0	4
at Miami	0-0	.000	0-0	.000	0-0	.000	1-0-1	1	0	1	0	0	0	2
vs. Drake	0-0	.000	0-0	.000	0-0	.000	0-0-0	0	0	0	0	0	0	2
Miami (Oh.)	DNP													
South Carolina	0-0	.000	0-0	.000	0-0	.000	0-0-0	1	0	1	0	0	0	1
at Virginia	DNP													
Duke	PPD.													
Virginia	DNP													
at NC State	DNP													
at Notre Dame	0-0	.000	0-0	.000	0-0	.000	0-0-0	0	0	0	0	0	0	2
Boston College	0-0	.000	0-0	.000	0-0	.000	0-0-0	0	0	0	0	0	0	1
at Syracuse	DNP													
Pittsburgh	1-1	1.000	0-0	.000	0-0	.000	0-0-0	2	0	0	0	0	0	9
[9] at Duke	0-1	.000	0-0	.000	0-0	.000	0-0-0	2	0	0	0	1	0	5
Florida State	0-0	.000	0-0	.000	0-0	.000	0-0-0	2	0	1	0	0	0	3
at Georgia Tech	DNP													
North Carolina	0-0	.000	0-0	.000	0-0	.000	0-0-0	1	0	0	1	0	0	7
[7] Duke	2-3	.667	0-0	.000	0-0	.000	1-1-2	0	0	0	0	0	4	3
Notre Dame	DNP													
at Florida State	0-0	.000	0-0	.000	0-0	.000	0-0-0	1	0	0	0	0	0	5
at Louisville	2-3	.667	0-0	.000	0-0	.000	0-2-2	4	0	1	0	1	4	14
* Wake Forest	0-1	.000	0-0	.000	0-0	.000	0-2-2	4	1	2	0	2	0	20
* at Boston College	4-6	.667	0-0	.000	0-2	.000	4-5-9	4	2	0	0	1	8	27
* Georgia Tech	2-3	.667	0-0	.000	1-2	.500	0-1-1	1	2	1	2	2	5	15
* Virginia Tech	0-1	.000	0-0	.000	0-0	.000	0-2-2	1	0	1	0	0	0	14
vs. NC State	0-0	.000	0-0	.000	0-0	.000	0-1-1	1	0	1	0	0	0	2
vs. Virginia Tech	0-0	.000	0-0	.000	0-0	.000	0-0-0	1	0	0	0	0	0	2

* - Game Started; [] AP Ranking

» NOTES

MIDDLEBROOKS BREAKS OUT AT BC

- Ben Middlebrooks finished 4-for-6 from the field for a career-high eight points. He also finished with a career-best nine rebounds.
- Of his nine rebounds, four came on the offensive glass.
- The game marked his second career start. His first start came against Wake Forest (Feb. 23).

BEFORE CLEMSON

- Middlebrooks is a 6-10, 232-pound frontcourt player who is rated as a four-star prospect, according to ESPN.
- As a senior at Westminster Academy, he averaged 20.5 points and 13.6 rebounds per game. During his junior year at Westminster Academy, he averaged 20.0 points and 13.0 rebounds per game.
- He was a member of Each 1 Teach 1 Elite basketball program and they reached the Elite Eight of the 2021 Nike EYBL Peach Jam. He finished second in rebounding during Peach Jam with 9.9 per game. He also tallied 7.7 points per contest.
- Middlebrooks chose Clemson over Florida, Auburn, Georgia, Ole Miss, Virginia Tech, Notre Dame and Dayton.

PERSONAL

- Middlebrooks' sister, Mackenzy, was a member of Clemson's women's tennis program and graduated in 2021.

"The Clemson Family certainly rings true with the Middlebrooks. I'm very happy that Ben chose to join his sister and become a Tiger," said Brownell. "Ben is a skilled, versatile big who moves very well for his size and rebounds the ball at a high level. He has a high motor and excels because of his skill level and high basketball IQ. His passion for Clemson was evident throughout the recruiting process and fans will see it in his play."

» CAREER STATS

					Field Goals			3-PT			Rebounds															
Year	GP	GS	Min.		FG	FGA	Pct.	FG	FGA	Pct.	FT	FTA	Pct.	OR	DR	TOT	Avg.	PF	DQ	A	TO	Blk	Stl	Pts.	Avg.	
2021-22	26	4	168		13	22	.591	0	0	.000	5	8	.625	9	19	28	1.1	30	0	8	11	6	7	31	1.2	
TOTAL	26	4	168		13	22	.591	0	0	.000	5	8	.625	9	19	28	1.1	30	0	8	11	6	7	31	1.2	

11 BREVIN GALLOWAY

Gr. | Guard | 6-3 | 210

Anderson, S.C. | Seneca HS/Boston College



» CAREER HIGHS

Points	8	at Boston College	2/26/22
Rebounds	9	at Boston College	2/26/22
Offensive Rebounds	4	at Boston College	2/26/22
Assists	2	3x, last vs. Georgia Tech	3/2/22
Blocks	2	vs. Georgia Tech	3/2/22
Steals	2	vs. Wake Forest	2/23/22
FG Made	4	at Boston College	2/26/22
3FG Made	--	--	--
FT Made	2	2x, last vs. Charleston Southern	11/26/21
Minutes	27	at Boston College	2/26/22

» ABOUT BREVIN GALLOWAY

Born December 13, 1997
Hometown Anderson, S.C.
High School Seneca HS
Major Pre-Business
Fun Fact Brother, Braden, played tight end for Head Coach Dabo Swinney at Clemson and won a National Championship in 2018.

» 2022-23 GAME-BY-GAME

OPPONENT	FG	PCT.	3FG	PCT.	FT	PCT.	OR-DR-TOT	PF	A	TO	BLK	STL	PTS	MIN
----------	----	------	-----	------	----	------	-----------	----	---	----	-----	-----	-----	-----

* - Game Started; [] AP Ranking

» NOTES

BEFORE CLEMSON

- Transferred to Boston College prior to the 2021-22 season and played 25 games, including five starts for the Eagles.
- Averaged 8.3 points, 1.5 rebounds and 1.4 assists per game for the Eagles. He averaged 24.8 minutes per contest.
- Netted double-figure points nine times last season, including a season-high 18 points twice against Georgia Tech (Jan. 12, 2022) and Clemson (Jan. 15, 2022).
- Averaged 15.0 points, 3.0 rebounds, and 2.8 assists per game for the College of Charleston Cougars in 2020-21 before suffering a season-ending injury in mid-December.
- Was a 2020-21 preseason All-CAA selection
- Poured in a career-best 27 points, knocking down six 3-pointers, against Marshall on Dec. 9, 2020.
- Led CofC with 15 points in the season opener against North Carolina on Nov. 25, 2020
- As a junior in 2019-20, he was Charleston's second-leading scorer, at 11.3 points per game.
- Led the Cougars in steals (69) and earned a spot on the CAA's All-Defensive Team.
- Started 30 of 31 games and reached double-digits in the scoring column on 19 occasions.
- Posted an effective FG% of 55.0 and a true shooting percentage of 56.0, ranking among the best in the CAA.
- Since the 2018-19 season (68 games), he has scored in double figures 36 times, including four games with 20 or more points
- Has registered a 1.48:1 career assist/turnover ratio (97:66) and a 1.74 steal/turnover mark (115:66) – which ranks first among all active players nationally.
- His 4.5 steal percentage mark during the 2019-20 season ranked 14th nationally, per KenPom.com.
- Has made 139 career 3-pointers and is connecting from long-range at a 36.0% clip in his college career.

PERSONAL

- Brother, Braden, played tight end for Head Coach Dabo Swinney at Clemson and won a National Championship at Clemson in 2018.

» CAREER STATS

Year	GP	GS	Min.	Field Goals			3-PT			FT	FTA	Pct.	Rebounds				PF	DQ	A	TO	Blk	Stl	Pts.	Avg.
				FG	FGA	Pct.	FG	FGA	Pct.				OR	DR	TOT	Avg.								
2017-18*	7	0	30	1	6	.167	1	6	.167	0	0	.000	0	6	6	0.9	3		1	0	0	0	3	0.4
2018-19*	33	32	833	99	225	.440	51	145	.352	11	20	.550	22	57	79	2.4	23		79	23	2	40	260	7.9
2019-20*	31	30	924	123	296	.416	74	204	.363	31	48	.646	18	64	82	2.6	69	1	55	36	9	69	351	11.3
2020-21*	4	4	95	20	49	.408	13	31	.419	7	10	.700	1	11	12	3.0	7		11	7	2	6	60	15.0
2021-22^	25	5	621	72	234	.308	44	172	.256	20	26	.769	2	35	37	1.5	33	1	36	31	4	28	208	8.3
TOTAL	100	71	2503	315	810	.389	183	558	.328	69	104	.663	43	173	216	2.2	155	2	134	97	17	143	882	8.8

12 ALEX HEMENWAY

Sr. | Guard | 6-4 | 195
Newburgh, Ind. | Castle



» CAREER HIGH

Points	17	at Wake Forest	2/24/21
Rebounds	4	vs. Mississippi State	11/25/20
Assists	2	vs. Drake	12/11/21
Steals	2	vs. Drake	12/11/21
Blocks	1	vs. Miami	1/2/21
FG Made	6	at Wake Forest	2/24/21
3FG Made	5	at Wake Forest	2/24/21
FT Made	5	at Georgia Tech	2/5/22
Minutes	26	2x, last vs. Miami (Ohio)	12/14/21

» ABOUT ALEX HEMENWAY

Born June 17, 2001
Hometown Newburgh, Ind.
High School Castle
Major Sports Communications
Fun Fact His dad played high school soccer with Head Coach Brad Brownell

» 2021-22 GAME-BY-GAME

OPPONENT	FG	PCT.	3FG	PCT.	FT	PCT.	OR-DR-TOT	PF	A	TO	BLK	STL	PTS	MIN
Presbyterian	1-2	.500	0-0	.000	0-0	.000	0-2-2	3	0	0	0	0	2	13
Wofford	0-0	.000	0-0	.000	2-2	1.000	1-0-1	0	0	0	0	0	2	10
Bryant	2-4	.500	1-1	1.000	0-2	.000	1-2-3	2	0	1	0	0	5	13
vs. Temple	2-5	.400	2-5	.400	0-1	.000	0-2-2	1	0	1	0	0	6	12
[22] vs. St. Bonaventure	DNP													
West Virginia	DNP													
Charleston Southern	2-8	.250	2-6	.333	0-0	.000	0-2-2	3	0	1	0	0	6	17
at Rutgers	0-1	.000	0-1	.000	0-0	.000	0-0-0	0	0	0	0	0	0	3
at Miami	0-0	.000	0-0	.000	0-0	.000	0-0-0	1	0	0	0	0	0	3
vs. Drake	4-6	.667	4-6	.667	0-0	.000	0-3-3	2	2	1	0	2	12	26
Miami (Oh.)	5-6	.833	3-3	1.000	4-4	1.000	0-3-3	2	2	0	0	1	17	26
South Carolina	3-5	.600	3-4	.750	0-0	.000	0-3-3	3	0	1	0	0	9	15
at Virginia	1-1	1.000	1-1	1.000	0-0	.000	0-0-0	0	0	0	0	0	3	17
Duke	PPD.													
Virginia	1-1	1.000	1-1	1.000	0-0	.000	0-2-2	2	1	0	0	0	3	16
at NC State	0-1	.000	0-1	.000	3-3	1.000	0-0-0	0	0	0	0	0	3	7
at Notre Dame	3-8	.375	2-6	.333	1-3	.333	0-0-0	3	0	1	0	1	9	22
* Boston College	1-6	.167	1-5	.200	0-0	.000	0-2-2	1	1	0	0	0	3	21
* at Syracuse	1-3	.333	1-3	.333	0-0	.000	0-0-0	4	1	0	0	0	3	14
Pittsburgh	1-5	.200	1-5	.200	0-0	.000	0-0-0	0	0	0	0	0	3	7
[9] at Duke	2-4	.500	1-3	.333	0-1	.000	1-0-1	1	0	1	0	0	5	14
Florida State	2-5	.400	2-4	.500	3-3	1.000	0-3-3	1	1	0	0	0	9	18
at Georgia Tech	0-4	.000	0-4	.000	5-5	1.000	0-1-1	2	0	0	0	1	5	17
North Carolina	2-5	.400	2-5	.400	2-2	1.000	0-3-3	2	0	1	0	0	8	19
[7] Duke	1-5	.200	1-4	.250	0-1	.000	1-1-2	1	1	0	0	0	3	20
Notre Dame	3-6	.500	2-5	.400	0-0	.000	0-0-0	1	0	0	0	0	8	27
at Florida State	4-10	.400	2-8	.250	2-2	1.000	0-3-3	0	0	0	0	0	12	22
at Louisville	1-3	.333	1-3	.333	0-0	.000	0-1-1	0	0	0	0	0	3	15
Wake Forest	1-1	1.000	1-1	1.000	0-0	.000	1-0-1	0	0	0	0	0	3	2
at Boston College	0-4	.000	0-2	.000	0-0	.000	0-0-0	1	0	0	0	0	0	4
Georgia Tech	1-3	.333	1-3	.333	0-0	.000	0-1-1	2	0	0	0	0	0	3
Virginia Tech	4-4	1.000	3-3	1.000	0-1	.000	1-1-2	0	0	0	0	0	11	16
vs. NC State	0-2	.000	0-1	.000	0-1	.000	0-0-0	1	1	0	0	0	0	11
vs. Virginia Tech	2-3	.667	1-2	.500	0-0	.000	0-0-0	1	0	1	0	1	5	11

* - Game Started; [] AP Ranking

» NOTES

HEMENWAY STAYS HOT VS. MIAMI (OHIO)

- Alex Hemenway scored a career-high-tying 17 points off the bench against Miami (Ohio) (Dec. 14).
- Hemenway was a perfect 3-for-3 from beyond the arc, including a four-point play. The first for the Tigers since Shelton Mitchell in 2019.
- Hemenway is 22-for-46 in 10 games (Dec. 11 to Jan. 25), including 18-for-38 from three and 8-for-11 at the free throw line.

CLEMSON 4-POINT PLAYS

- Alex Hemenway successfully completed a four-point play against Miami (Ohio) (Dec. 14).
- Hemenway came around a screen and knocked down a triple with contact at the 8:32 mark and made the subsequent free throw.
- It was Clemson's first four-point play since Shelton Mitchell completed one on Feb. 20, 2019 against Florida State. Mitchell did it in the first half at the 6:45 mark.
- Hemenway did have a massive four-point play prior to his freshman season at the 2019 World University Games.
- In the United States' first game of pool play against Finland with the score knotted at 63-all and 44 seconds remaining, Hemenway knocked down a deep 3-pointer while being fouled and completed the play. It capped an 10-0 scoring run (trailed 57-63).
- It gave the United States a 67-63 advantage and it would eventually win 69-65 en route to a gold medal.

HEMENWAY DROPS FOUR TRIPLES VS. DRAKE

- Alex Hemenway scored 12 points on 4-for-6 shooting, all from beyond the arc against Drake (Dec. 11).
- Hemenway's four threes were a season-high and his 26 minutes played was a career-best. He also added three rebounds, two assists and career-high two steals.

CAREER-NIGHT FOR HEMENWAY

- Alex Hemenway scored a career-high 17 points in a 60-39 win over Wake Forest (Feb. 24, 2021).
- Hemenway scored the career-high in points off a career-best six made field goals and five made 3-pointers.

FIRST CAREER START ON SOUTH BEACH

- Alex Hemenway earned his first career start against Miami (Jan. 2, 2021).
- Hemenway finished 3-for-6 from the field, including 2-of-4 from downtown in the contest, while playing 16 minutes.

» CAREER STATS

Year	Field Goals				3-PT				Rebounds				Points			
	GP	GS	Min.	FG	FGA	Pct.	FG	FGA	Pct.	FT	FTA	Pct.	OR	DR	TOT	Avg.
2019-20	15	0	183	25	50	.500	20	42	.476	2	2	1.000	3	10	13	0.9
2020-21	24	11	376	36	86	.419	24	62	.387	16	18	.889	0	31	31	1.3
2021-22	31	2	454	50	121	.413	39	96	.406	22	31	.710	6	35	41	1.3
TOTAL	70	13	1013	111	257	.432	83	200	.415	40	51	.784	9	76	85	1.2

» HEMENWAY NOTES

- The Indiana sharpshooter also tallied his first career block, preventing a layup.

THREE-POINT ASSASSIN

- After overcoming a severe high ankle sprain during his freshman season, Alex Hemenway became the most dangerous long range shooter for Clemson.
- Hemenway is 82-for-197 in his career (.416) from 3-point range, which currently places him fifth all-time in Clemson history. There is obviously much more basketball ahead, but important to recognize his ability and contribution from behind the arc to this point.

THREE-POINT FIELD GOAL PERCENTAGE LEADERS IN CLEMSON HISTORY (Min. 50 Attempts)

Rk	Name	Yrs	Years	FGM	FGA	Pct.
1.	Michael Tait	2	1985-87	70	136	.515
2.	Marc Campbell	4	1980-84	37	73	.507
3.	Anthony Jenkins	4	1982-87	91	199	.457
4.	Michael Brown	1	1986-87	34	76	.447
5.	Alex Hemenway	2	2019-Pres.	82	197	.416
6.	Chris Whitney	2	1991-93	167	404	.413
7.	Terrence Oglesby	2	2007-09	177	448	.395
8.	Avry Holmes	2	2015-17	119	306	.389
9.	Bruce Martin	4	1991-95	129	336	.384
10.	K.C. Rivers	4	2005-09	281	729	.385

HEMENWAY'S CAREER NIGHT

- Hemenway played a career-high 19 minutes off the Tiger bench against Notre Dame (Feb. 9, 2020) and provided a much needed offensive spark.
- Hemenway scored a career-high 16 points on 5-of-8 made field goals. The five made field goals were a career-best.
- Of those five made field goals, four were from 3-point land - another career-best.

BEFORE CLEMSON

- Came to Clemson as a three-star prospect.
- Ranked No. 10 in the state of Indiana
- Averaged 21.0 points, 5.0 rebounds and 4.0 assists per game as a junior last season at Castle High School
- Chose Clemson over Nebraska, Creighton, DePaul and Belmont

HIGH SCHOOL ACCOLADES

- Indiana Jr. All-Star – May 2018
- Castle Basketball 1,000 Point Club – February 2018
- SIAC All-Conference First Team – 2017-18
- IBCA Supreme 15 – 2017-18
- SIAC All-Conference First Team – 2016-17
- IBCA Supreme 15 – 2016-17

13 CHAUNCEY GIBSON

Fr. | Guard | 6-5 | 188
Dallas, Texas | Kimball



» CAREER HIGHS

Points	
Rebounds	
Offensive Rebounds	
Assists	
Steals	
Blocks	
FG Made	
3FG Made	
FT Made	
Minutes	

» ABOUT CHAUNCEY GIBSON

Born July 20, 2004
Hometown Dallas, Texas
High School Kimball High School
Major Parks, Recreation, Tourism Management
Fun Fact Just the second player in program history to join the program from the state of Texas (Elijah Thomas).

» 2022-23 GAME-BY-GAME

OPPONENT	FG	PCT.	3FG	PCT.	FT	PCT.	OR-DR-TOT	PF	A	TO	BLK	STL	PTS	MIN
----------	----	------	-----	------	----	------	-----------	----	---	----	-----	-----	-----	-----

* - Game Started; [] AP Ranking

» NOTES

BEFORE CLEMSON

- Gibson is a 6-5, 190-pound combo guard from Dallas, Texas and is rated as a three-star prospect by 247Sports and Rivals.
- Gibson averaged 17.6 points, 7.0 rebounds and 5.0 assists per game last season for Kimball High School.
- Gibson is listed as the No. 23 player in the state of Texas by Blue Zurtuche and Texas Basketball Review.
- He chose Clemson over SMU, Old Dominion and Texas Tech.

"Chauncey gives us the element of a bigger guard who has a good feel for the game," said Brownell. "He shoots the ball well with deep range and we're excited to add his all-around game to our backcourt."

» CAREER STATS

Year	GP	GS	Min.	Field Goals			3-PT			FT	FTA	Pct.	Rebounds				PF	DQ	A	TO	Blk	Stl	Pts.	Avg.
				FG	FGA	Pct.	FG	FGA	Pct.				OR	DR	TOT	Avg.								
2022-23																								
TOTAL																								

14 DEVIN FOSTER

Sr. | Forward | 6-2 | 182
Canton, Mass. | Canton



» CAREER HIGHS

Points	--	--	--
Rebounds	1	vs. Bryant	11/15/21
Assists	--	--	--
Steals	--	--	--
FG Made	--	--	--
3FG Made	--	--	--
FT Made	--	--	--
Minutes	2	vs. Charleston Southern	11/26/21

» ABOUT DEVIN FOSTER

Born April 7, 2001
Hometown Canton, Mass.
High School Canton
Major Financial Management
Fun Fact Just the fifth Clemson manager to be elevated to the active roster in school history.

» 2021-22 GAME-BY-GAME

OPPONENT	FG	PCT.	3FG	PCT.	FT	PCT.	OR-DR-TOT	PF	A	TO	BLK	STL	PTS	MIN
Presbyterian	DNP													
Wofford	DNP													
Bryant	0-0	.000	0-0	.000	0-0	.000	0-1-1	0	0	1	0	0	0	1
vs. Temple	0-0	.000	0-0	.000	0-0	.000	0-0-0	0	0	0	0	0	0	1
[22] vs. St. Bonaventure	DNP													
West Virginia	DNP													
Charleston Southern	0-0	.000	0-0	.000	0-0	.000	0-0-0	0	0	1	0	0	0	2
at Rutgers	DNP													
at Miami	DNP													
vs. Drake	DNP													
Miami (Oh.)	DNP													
South Carolina	DNP													
at Virginia	DNP													
Duke	PPD.													
Virginia	DNP													
at NC State	DNP													
at Notre Dame	0-1	.000	0-1	.000	0-0	.000	0-0-0	0	0	0	0	0	0	1
Boston College	DNP													
at Syracuse	DNP													
Pittsburgh	0-0	.000	0-0	.000	0-0	.000	0-0-0	0	0	0	0	0	0	1
[9] at Duke	DNP													
Florida State	DNP													
at Georgia Tech	DNP													
North Carolina	DNP													
[7] Duke	0-0	.000	0-0	.000	0-0	.000	0-0-0	0	0	0	0	0	0	1
Notre Dame	DNP													
at Florida State	DNP													
at Louisville	DNP													
Wake Forest	DNP													
at Boston College	DNP													
Georgia Tech	DNP													
Virginia Tech	DNP													
vs. NC State	DNP													
vs. Virginia Tech	DNP													

* - Game Started; [] AP Ranking

» NOTES

FROM MANAGER TO PLAYER

- Clemson basketball student manager Devin Foster was elevated to the active roster during the 2021 off-season with fellow teammate Jack Nauseef.
- This isn't something unfamiliar to head coach Brad Brownell, who, in 2019, elevated a then-manager Wells Hoag (2019-21) to the active roster.
- He also elevated Riley McGillan in 2014. McGillan played 20 games through his Tiger career, scoring 11 points.
- McGillan later served as a graduate assistant in Clemson's program and is now the director of operations at Longwood University for men's basketball.
- Prior to Hoag and McGillan, the last managers to play in a game were Dennis Hopf (1988-89) and Edward Bynum (1984-85).
- The most points scored by a walk-on in a career is 33 by Jeff Holstein (1985-87) in 34 career games. He also recorded 32 rebounds.

PROMOTED MANAGERS CAREER STATS

Name	Years	GP	FG	3FG	FT	Reb	Pts
Dan Nauseef	2021-pres.	2	0-0	0-0	0-0	1	0
Jack Nauseef	2021-pres.	5	0-3	0-2	0-0	0	0
Devin Foster	2021-pres.	6	0-1	0-1	0-0	1	0
Wells Hoag	2019-21	10	2-7	1-4	0-0	2	5
Riley McGillan	2014-17	20	4-14	2-12	1-2	2	11
Dennis Hopf	1988-89	1	0-1	0-0	0-0	0	0
Edward Bynum	1984-85	9	3-7	0-0	4-12	9	10

BEFORE CLEMSON

- 2019 Mr. Basketball in Massachusetts
- All-time leading scorer at Canton High School (1,306 points)
- Averaged 21.0 points per game in high school Hockomock League MVP

» CAREER STATS

Year	Field Goals				3-PT				Rebounds											
	GP	GS	Min.	FG	FGA	Pct.	FG	FGA	Pct.	FT	FTA	Pct.	OR	DR	TOT	Avg.	PF	DQ	A	TO
2021-22	6	0	8	0	1	.000	0	1	.000	0	0	.000	0	1	1	0.2	0	0	0	2
TOTAL	6	0	8	0	1	.000	0	1	.000	0	0	.000	0	1	1	0.2	0	0	0	2

15 JACK NAUSEEF

Sr. | Guard | 6-1 | 163

Dayton, Ohio | Chaminade Julianne Catholic



» CAREER HIGHS

Points	--	--	--
Rebounds	--	--	--
Assists	--	--	--
Steals	--	--	--
FG Made	--	--	--
3FG Made	--	--	--
FT Made	--	--	--
Minutes	2	vs. Charleston Southern	11/26/21-

» ABOUT JACK NAUSEEF

Born May 24, 2000
Hometown Dayton, Ohio
High School Chaminade Julianne Catholic
Major Pre-Business
Fun Fact Just the sixth Clemson manager to be elevated to the active roster in school history; brother Daniel is also a walk on.

» 2021-22 GAME-BY-GAME

OPPONENT	FG	PCT.	3FG	PCT.	FT	PCT.	OR-DR-TOT	PF	A	TO	BLK	STL	PTS	MIN
Presbyterian	DNP													
Wofford	DNP													
Bryant	0-1	.000	0-0	.000	0-0	.000	0-0-0	0	0	0	0	0	0	1
vs. Temple	DNP													
[22] vs. St. Bonaventure	DNP													
West Virginia	DNP													
Charleston Southern	0-1	.000	0-1	.000	0-0	.000	0-0-0	0	0	0	0	0	0	2
at Rutgers	DNP													
at Miami	DNP													
vs. Drake	DNP													
Miami (Oh.)	DNP													
South Carolina	DNP													
at Virginia	DNP													
Duke	PPD.													
Virginia	DNP													
at NC State	DNP													
at Notre Dame	0-0	.000	0-0	.000	0-0	.000	0-0-0	0	0	0	0	0	0	1
Boston College	DNP													
at Syracuse	DNP													
Pittsburgh	0-0	.000	0-0	.000	0-0	.000	0-0-0	0	0	0	0	0	0	1
[9] at Duke	DNP													
Florida State	DNP													
at Georgia Tech	DNP													
North Carolina	DNP													
[7] Duke	0-1	.000	0-1	.000	0-0	.000	0-0-0	1	0	0	0	0	0	1
Notre Dame	DNP													
at Florida State	DNP													
at Louisville	DNP													
Wake Forest	DNP													
at Boston College	DNP													
Georgia Tech	DNP													
Virginia Tech	DNP													
vs. NC State	DNP													
vs. Virginia Tech	DNP													

* - Game Started; [] AP Ranking

» NOTES

FROM MANAGER TO PLAYER

- Clemson basketball student manager Jack Nauseef was elevated to the active roster during the 2021 offseason with fellow teammate Devin Foster.
- This isn't something unfamiliar to head coach Brad Brownell, who, in 2019, elevated a then-manager Wells Hoag (2019-21) to the active roster.
- He also elevated Riley McGillan in 2014. McGillan played 20 games through his Tiger career, scoring 11 points.
- McGillan later served as a graduate assistant in Clemson's program and is now the director of operations at Longwood University for men's basketball.
- Prior to Hoag and McGillan, the last managers to play in a game were Dennis Hopf (1988-89) and Edward Bynum (1984-85).
- The most points scored by a walk-on in a career is 33 by Jeff Holstein (1985-87) in 34 career games. He also recorded 32 rebounds.

PROMOTED MANAGERS CAREER STATS

Name	Years	GP	FG	3FG	FT	Reb	Pts
Dan Nauseef	2021-pres.	2	0-0	0-0	0-0	1	0
Jack Nauseef	2021-pres.	5	0-3	0-2	0-0	0	0
Devin Foster	2021-pres.	6	0-1	0-1	0-0	1	0
Wells Hoag	2019-21	10	2-7	1-4	0-0	2	5
Riley McGillan	2014-17	20	4-14	2-12	1-2	2	11
Dennis Hopf	1988-89	1	0-1	0-0	0-0	0	0
Edward Bynum	1984-85	9	3-7	0-0	4-12	9	10

BEFORE CLEMSON

- Served as a team captain.
- Two-year varsity starter.
- Two-time All-Conference in the Greater Catholic League (GCL).
- All-District Team.

» CAREER STATS

Year	GP	GS	Min.	Field Goals			3-PT			FT	FTA	Pct.	Rebounds			Avg.	PF	DQ	A	TO	Blk	Stl	Pts.	Avg.
				FG	FGA	Pct.	FG	FGA	Pct.				OR	DR	TOT									
2021-22	5	0	6	0	3	.000	0	2	.000	0	0	.000	0	0	0	0.0	1	0	0	0	0	0	0	0.0
TOTAL	5	0	6	0	3	.000	0	2	.000	0	0	.000	0	0	0	0.0	1	0	0	0	0	0	0	0.0

20 MATT KELLY

So. | Guard | 6-1 | 172
Charleston, S.C. | Porter-Gaud



» CAREER HIGHS									
Points									
Rebounds									
Offensive Rebounds									
Assists									
Steals									
Blocks									
FG Made									
3FG Made									
FT Made									
Minutes									

» ABOUT MATT KELLY									
Born	August 1, 2002								
Hometown	Charleston, S.C.								
High School	Porter-Gaud High School								
Major History									

» 2022-23 GAME-BY-GAME														
OPPONENT	FG	PCT.	3FG	PCT.	FT	PCT.	OR-DR-TOT	PF	A	TO	BLK	STL	PTS	MIN

* - Game Started; [] AP Ranking

» NOTES									
BEFORE CLEMSON									
» Attended Porter-Gaud High School and lettered in both football and basketball.									
» First year in the basketball program as a walk on.									

» CAREER STATS																								
Year				Field Goals			3-PT						Rebounds											
	GP	GS	Min.	FG	FGA	Pct.	FG	FGA	Pct.	FT	FTA	Pct.	OR	DR	TOT	Avg.	PF	DQ	A	TO	Blk	Stl	Pts.	Avg.
2022-23																								
TOTAL																								

21 CHAUNCEY WIGGINS

Fr. | Forward | 6-10 | 205
Grayson, Ga. | Grayson



» CAREER HIGHS

Points	
Rebounds	
Offensive Rebounds	
Assists	
Steals	
Blocks	
FG Made	
3FG Made	
FT Made	
Minutes	

» ABOUT CHAUNCEY WIGGINS

Born February 7, 2004
Hometown Grayson, Ga.
High School Grayson High School
Major Parks, Recreation, Tourism Management

» 2022-23 GAME-BY-GAME

OPPONENT	FG	PCT.	3FG	PCT.	FT	PCT.	OR-DR-TOT	PF	A	TO	BLK	STL	PTS	MIN
----------	----	------	-----	------	----	------	-----------	----	---	----	-----	-----	-----	-----

* - Game Started; [] AP Ranking

» NOTES

BEFORE CLEMSON

- Wiggins is a 6-9, 205-pound forward from Covington, Ga. and is rated a three-star prospect, according to 247Sports and Rivals.
- Wiggins averaged 12.1 points, 6.6 rebounds, 2.3 assists, 1.2 steals and 1.8 blocks per game last season for Grayson. He was high school teammates with current Tiger Ian Schieffelin (Loganville, Ga./Grayson).
- Wiggins is ranked as the fourth-best player in the 2022 class from the state of Georgia and is a Top 150 player according to 247Sports.
- Wiggins chose Clemson over NC State, Georgia, South Florida and Maryland.

"Chauncey is a skilled forward who has great size for his position," said Brownell. "His ability to shoot the ball well will help us to continue to play with a spread floor on offense. It makes him a very versatile player for us, and we're excited to add him to our program."

» CAREER STATS

Year	GP	GS	Min.	Field Goals			3-PT			FT	FTA	Pct.	Rebounds			PF	DQ	A	TO	Blk	Stl	Pts.	Avg.
				FG	FGA	Pct.	FG	FGA	Pct.				OR	DR	TOT								
2022-23																							
TOTAL																							

22 RJ GODFREY

Fr. | Forward | 6-7 | 225
Suwanee, Ga. | North Gwinnett



» CAREER HIGHS

Points	
Rebounds	
Offensive Rebounds	
Assists	
Steals	
Blocks	
FG Made	
3FG Made	
FT Made	
Minutes	

» ABOUT CHAUNCEY WIGGINS

Born June 10, 2003
Hometown Suwanee, Ga.
High School North Gwinnett High School
Major Parks, Recreation, Tourism Management
Fun Facts His father, Randall Godfrey, is an 11-year NFL veteran who played linebacker for the Dallas Cowboys, Tennessee Titans, Seattle Seahawks, San Diego Chargers and the Washington Football Team.

» 2022-23 GAME-BY-GAME

OPPONENT	FG	PCT.	3FG	PCT.	FT	PCT.	OR-DR-TOT	PF	A	TO	BLK	STL	PTS	MIN
----------	----	------	-----	------	----	------	-----------	----	---	----	-----	-----	-----	-----

* - Game Started; [] AP Ranking

» NOTES

BEFORE CLEMSON

- Godfrey is a 6-7, 225-pound forward from Suwanee, Ga. and is rated as a three-star prospects by 247Sports (#130) and Rivals (#135).
- Godfrey averaged 16.0 points, 9.0 rebounds, 4.0 assists and 3.0 blocks per game last season. He is the rated the No. 5 player in the state of Georgia.
- His father, Randall Godfrey, is an 11-year NFL veteran who played linebacker for the Dallas Cowboys, Tennessee Titans, Seattle Seahawks, San Diego Chargers and the Washington Football Team.
- Godfrey chose Clemson over Ole Miss, Texas Tech, Georgia Tech, Utah and Georgia.

"RJ is another talented forward who possess the size and strength to play to be an immediate contributor on next year's team. He is an excellent dribbler and passer for someone of his size and he will be an exciting player for our fans to enjoy."

» CAREER STATS

Year	GP	GS	Min.	Field Goals			3-PT			FT	FTA	Pct.	Rebounds				PF	DQ	A	TO	Blk	Stl	Pts.	Avg.
				FG	FGA	Pct.	FG	FGA	Pct.				OR	DR	TOT	Avg.								
2022-23																								
TOTAL																								

24 PJ HALL

Jr. | Center | 6-10 | 245
Spartanburg, S.C. | Dorman



» CAREER HIGH

Points	28	at Florida State	2/15/22
Rebounds	13	vs. Drake	12/11/21
Assists	4	at Georgia Tech	2/5/22
Blocks	4	2x, last vs. North Carolina	2/8/22
Steals	2	2x, last at Syracuse	1/18/22
FG Made	10	at NC State	1/8/22
3FG Made	3	3x, last vs. Virginia	1/4/22
FT Made	12	at Florida State	2/15/22
Minutes	39	vs. Drake	12/11/21

» ABOUT PJ HALL

Born February 21, 2002
Hometown Spartanburg, S.C.
High School Dorman
Major Sports Communications
Fun Fact: Sister, Thayer, was a standout volleyball player at the University of Florida

» 2021-22 GAME-BY-GAME

OPPONENT	FG	PCT.	3FG	PCT.	FT	PCT.	OR-DR-TOT	PF	A	TO	BLK	STL	PTS	MIN
* Presbyterian	2-4	.500	1-2	.500	1-4	.250	1-7-8	2	1	4	2	1	6	29
* Wofford	6-8	.750	3-4	.750	7-10	.700	2-6-8	4	0	3	0	0	22	26
* Bryant	7-13	.538	0-1	.000	0-0	.000	2-3-5	2	3	0	1	0	14	24
* vs. Temple	6-11	.545	1-4	.250	0-0	.000	0-2-2	0	3	0	1	0	13	20
* [22] vs. St. Bonaventure	8-15	.533	3-5	.600	3-4	.750	3-5-8	1	2	1	3	0	22	31
* West Virginia	5-7	.714	0-1	.000	0-0	.000	2-3-5	2	1	2	0	0	10	25
* Charleston Southern	4-7	.571	1-2	.500	1-2	.500	0-2-2	3	2	1	0	1	10	13
* at Rutgers	5-13	.385	0-3	.000	0-0	.000	1-3-4	5	0	0	2	0	10	19
* at Miami	6-14	.429	0-4	.000	6-6	1.000	1-6-7	2	2	2	0	1	18	36
* vs. Drake	6-15	.400	1-5	.200	9-9	1.000	6-7-13	2	2	3	0	0	22	39
* Miami (Oh.)	5-12	.417	1-4	.250	2-2	1.000	0-5-5	2	1	1	2	0	13	26
* South Carolina	5-14	.357	0-1	.000	6-8	.750	3-5-8	4	2	0	3	1	16	29
* at Virginia	5-13	.385	1-2	.500	0-2	.000	2-5-7	1	1	1	1	1	11	32
Duke	PPD													
* Virginia	5-16	.313	3-7	.429	0-0	.000	0-3-3	2	3	1	0	0	13	30
* at NC State	10-16	.625	0-1	.000	0-0	.000	2-3-5	3	0	3	4	1	20	32
* at Notre Dame	7-16	.438	0-4	.000	0-0	.000	1-6-7	2	3	2	0	0	14	29
* Boston College	4-9	.444	0-2	.000	4-4	1.000	0-2-2	4	2	5	1	0	12	33
* at Syracuse	9-13	.692	0-0	.000	1-3	.333	2-9-11	3	0	1	0	2	19	33
* Pittsburgh	4-5	.800	2-2	1.000	6-8	.750	0-1-1	1	2	5	0	0	16	28
* [9] at Duke	6-21	.286	2-7	.286	0-0	.000	4-6-10	2	3	1	1	0	14	34
* Florida State	5-8	.625	0-0	.000	5-6	.833	2-5-7	4	0	1	1	1	15	27
* at Georgia Tech	9-15	.600	0-2	.000	0-0	.000	4-4-8	1	4	3	2	1	18	28
* North Carolina	9-18	.500	2-5	.400	4-4	1.000	0-3-3	4	3	2	4	2	24	29
* [7] Duke	6-15	.400	1-3	.333	4-5	.800	2-1-3	2	0	2	2	1	17	29
* Notre Dame	9-19	.474	0-0	.000	1-1	1.000	3-4-7	2	1	2	1	1	19	29
* at Florida State	8-13	.615	0-1	.000	12-13	.923	3-3-6	4	1	0	1	0	28	30
* at Louisville	1-1	1.000	0-0	.000	0-0	.000	0-0-0	0	0	0	0	0	2	1
Wake Forest	DNP													
at Boston College	DNP													
Georgia Tech	DNP													
Virginia Tech	5-9	.556	0-0	.000	2-2	1.000	1-3-4	4	0	5	0	2	12	13
* vs. NC State	7-12	.583	0-2	.000	4-6	.667	3-7-10	4	3	3	4	0	18	31
* vs. Virginia Tech	5-11	.455	2-4	.500	4-6	.667	2-3-5	4	3	0	2	0	16	32

* - Game Started; [] AP Ranking

Duke Head Coach Mike Krzyzewski on PJ Hall:

"Hall is the most improved player on the planet. He played nine minutes a game last year and he's one of the better big guys in the country; he's a pro, really. He can shoot, go out and [he's] mobile."

North Carolina Head Coach Hubert Davis on PJ Hall:

"He's [PJ Hall] a guy that plays with a lot of emotion. He's competitive. He's very physical and plays hard on both ends of the floor on every possession. He's a guy that can consistently score around the basket, but he can shoot the ball from the outside. On both ends, he's a player that could be a huge factor."

Louisville Interim Head Coach Mike Pegues on PJ Hall:

"He's an animal. He's one of the best bigs in the league [ACC]."

» NOTES

2022-23 PRESEASON ACCOLADES

- PJ Hall was named to the All-ACC Preseason Second Team by the league's media at ACC Tipoff. Hall was one of 10 players to earn recognition and also received two votes for Preseason ACC Player of the Year.
- On Friday, Oct. 28, Hall was one of 20 players across the country to be named to the 2022-23 Kareem Abdul-Jabbar Center of the Year Preseason Watch List.
- Hall is one of three ACC players to earn recognition along with Dereck Lively II (Duke) and Armando Bacot (North Carolina).
- Named after Class of 1995 Hall of Famer and three-time NCAA Champion Kareem Abdul-Jabbar, the annual honor in its eighth year recognizes the top centers in men's college basketball.
- This list will be narrowed down to 10 in late January and then 5 finalists will be selected in late February that will be presented to Kareem Abdul-Jabbar and the selection committee. The winner of this award will be presented on a to be determined date. Presentation details will be announced at a later date.

HALL IS ONE OF THE ACC'S MOST IMPROVED

- PJ Hall has been one of, if not the most improved players this season in the ACC.

PJ HALL: SOPHOMORE VS. FRESHMAN

Year	MPG	FG%	3FG%	RPG	APG	SPG	BPG	PPG
2021-22	27.4	.493	.308	5.8	1.6	0.5	1.3	15.5
2020-21	10.0	.492	.133	2.0	0.1	0.2	0.2	3.5

- Hall has stepped into a full-time starting role this season after the departure of All-ACC player Aamir Simms.
- Hall's production has skyrocketed in numerous categories with the expanded playing time and vital role played while on the floor for the Tigers.
- The local product produced 25-straight double-digit scoring games, including 28 total, which included a career-high 28 points at FSU, three 22-point scoring games and one 20-point outing.
- Hall notched a career-high 28 points at Florida State (Feb. 15) on 8-of-13 shooting from the floor. He also finished 12-for-13 at the foul line - another career best.
- His 12 made free throws are the most since Milton Jennings made 16-of-18 on Jan. 27, 2013 against Virginia Tech. A 77-70 Tiger victory.
- His fifth 20-point game came in a 24-point effort against North Carolina (Feb. 8). He finished 9-for-18

» CAREER STATS

Year	Field Goals				3-PT				Rebounds							
	GP	GS	Min.	FG	FGA	Pct.	FG	FGA	Pct.	FT	FTA	Pct.	OR	DR	TOT	Avg.
2020-21	21	0	208	30	61	.492	2	15	.133	12	16	.750	14	28	42	2.0
2021-22	30	29	823	179	363	.493	24	78	.308	82	105	.781	52	122	174	5.8
TOTAL	51	29	1030	209	424	.493	26	93	.280	94	121	.777	66	150	216	4.2

» HALL NOTES

from the floor.

- He totaled his first career double-double against Drake (Dec. 11) with 22 points and 13 rebounds. He garnered six boards on the offensive glass.
- Hall turned in a stretch where he went 18-for-18 at the free throw line from Dec. 4 at Miami until Dec. 18 at home against South Carolina. He was 23-for-25 total in that stretch.
- He has collected multiple blocks in five games this season, including a career-high three against St. Bonaventure (Nov. 19) and South Carolina (Dec. 18).
- He has totaled three 3-pointers in a game on three occasions (vs. Wofford, vs. St. Bonaventure and vs. Virginia).
- Hall is the first player since Jaron Blossomgame (Feb. 25, 2017 vs. Florida State) to finish at least 9-for-9 at the line in a game.
- He is also just the fourth Tiger to do so during the Brad Brownell Era at Clemson.

HALL'S CAREER DOUBLE-DOUBLES

- PJ Hall totaled his first career double-double and vs. Drake (Dec. 11).
- Hall finished with 22 points and 13 rebounds in the 90-80 overtime victory in Atlanta.
- Hall then collected his second career double-double in a 91-78 loss at Syracuse. Hall finished with 19 points and 11 rebounds.
- Hall notched his third double-double in a two-point loss at Duke. He scored 14 points and grabbed 10 rebounds.

PJ HALL DOUBLE-DOUBLES

Date	Opponent	Points	Rebounds
Jan. 25, 2022	at Duke	14	10
Jan. 18, 2022	at Syracuse	19	11
Dec. 11, 2021	vs. Drake	22	13

CLEMSON PLAYERS SCORING ON THE ROAD

- PJ Hall notched a career-high 28 points on the road at Florida State (Feb. 15).
- It was the most in a road game by a Clemson Tiger since Marcquise Reed scored 28 at Virginia Tech on Feb. 21, 2018.

CLEMSON PLAYERS WITH AT LEAST 28 POINTS ON THE ROAD SINCE 2010

Date	Player	Opponent	Points
Feb. 15, 2022	PJ Hall	Florida State	28
Feb. 21, 2018	Marcquise Reed	Virginia Tech	28
Feb. 20, 2016	Jaron Blossomgame	NC State	33
Feb. 11, 2014	K.J. McDaniels	Notre Dame	30

CLEMSON PLAYERS WITH AT LEAST 28 POINTS IN ANY GAME SINCE 2010

Date	Player	Opponent	Points
Feb. 15, 2022	PJ Hall	at Florida State	28
Jan. 28, 2020	Tevin Mack	Syracuse	32
Feb. 23, 2019	Marcquise Reed	Boston College	31
Jan. 16, 2019	Marcquise Reed	Georgia Tech	30
March 23, 2018	Gabe DeVoe	vs. Kansas	31
Feb. 21, 2018	Marcquise Reed	at Virginia Tech	28
Dec. 13, 2016	Jaron Blossomgame	S.C. State	29
March 1, 2016	Jaron Blossomgame	Virginia	31
Feb. 20, 2016	Jaron Blossomgame	at NC State	33
Feb. 8, 2016	Jaron Blossomgame	Georgia State	30
March 18, 2014	K.J. McDaniels	Georgia State	30
Feb. 11, 2014	K.J. McDaniels	at Notre Dame	30
Jan. 27, 2011	Milton Jennings	Virginia Tech	28
Jan. 21, 2012	Andre Young	Georgia Tech	29

HALL SCORES 28 AT FLORIDA STATE

- PJ Hall scored 28 points in the Tigers 81-80 loss at Florida State on Feb. 15. It was his career high and just the fourth game of at least 28 points by a Clemson center in the last 30 years. Hall made 8-13 from the field and 12-13 from the foul line.
- The only other Clemson centers to score at least 28 points in a game since 1992 are Trevor Booker and Chris

Hobbs. Booker did it twice in 2007-08, in consecutive games against Charlotte (32) and Florida State (29). Booker also had a 31-point game as a senior against Western Carolina, but he was a power forward that year. Raymond Sykes was the center in 2009-10.

- So far this year, Hall has averaged 15.5 points and nearly six rebounds per game, has shot 48.8 percent from the field and 79.1 percent from the line. He also has 42 assists and 32 blocks.
- Hall's scoring average is the best for a Clemson starting center since the 1990-91 season when Dale Davis averaged 17.9 points a game as a senior.

HIGHEST SCORING GAMES BY CLEMSON CENTER IN THE LAST 30 YEARS

Player	Date	Site-Opponent	Points
Trevor Booker	1-9-2008	H-Charlotte	32
Trevor Booker	1-12-2008	H-Florida State	29
PJ Hall	2-15-2022	A-Florida State	28
Chris Hobbs	11-27-2001	H-Virginia	28

HIGHEST SCORING AVERAGES BY CENTERS IN CLEMSON HISTORY

Year	Player	Height	Class	Avg.
1986-87	Horace Grant	6-10	Sr.	21.0
1987-88	Elden Campbell	6-10	So.	18.8
1990-91	Dale Davis	6-10	Sr.	17.9
1988-89	Elden Campbell	6-10	Jr.	17.5
1964-65	Randy Mahaffey	6-7	So.	17.3
1966-67	Randy Mahaffey	6-7	Sr.	16.8
1967-68	Randy Mahaffey	6-7	Jr.	16.6
1989-90	Elden Campbell	6-10	Sr.	16.4
2021-22	PJ Hall	6-10	So.	15.5
1993-94	Sharone Wright	6-11	Jr.	15.4
1992-93	Sharone Wright	6-11	So.	15.0

HALL TURNS IN VALIENT EFFORT VS. DRAKE

- PJ Hall posted his first career double-double in a 90-80 overtime win against Drake (Dec. 11).
- Hall had 22 points and 13 rebounds, six of which came on the offensive glass. He also handed out two assists and finished a perfect 9-for-9 at the free throw line.
- Hall is the first player since Jaron Blossomgame (Feb. 25, 2017 vs. Florida State) to finish at least 9-for-9 at the line in a game.
- He is also just the fourth Tiger to do so during the Brad Brownell Era at Clemson.

PJ HALL AT THE CHARLESTON CLASSIC

- PJ Hall averaged 15.0 points, 5.0 rebounds, 2.0 assists and 1.3 blocks per game during the three-game tournament.
- Hall shot 19-for-33 (57.6 percent) from the floor, including 4-for-10 from three.
- He tied career highs against No. 22 St. Bonaventure with 22 points and eight rebounds. Of his eight rebounds, three of them came on the offensive glass – a new career high.

CAREER NIGHT FOR HALL AGAINST HOMETOWN TEAM

- PJ Hall finished with a career-high 22 points and tied his career high with eight rebounds in a 76-68 win over Wofford on Nov. 12.
- It marked Hall's first career 20-point game.
- He made a career-best seven free throws on a career high 10 attempts, while adding in a career-best three triples and finished 6-for-8 from the field.

FAST START ON OPENING NIGHT

- PJ Hall notched a career-best with eight rebounds in a season opening win against Presbyterian.
- Of Hall's eight board, one was on the offensive glass.
- Hall also added a career-best two blocked shots in addition to one steal and one assist.

STEPPING UP BIG AGAINST NC STATE

- PJ Hall stepped up in a big way off the bench for the Tigers in a 74-70 overtime win against NC State (Jan. 2,

2021).

- Hall scored eight points on 4-for-7 shooting, including providing a hook shot over Manny Bates with 10 seconds left in overtime to extend the Clemson lead to 74-70.

THROWN INTO THE FIRE

- PJ Hall was thrown into the fire in his first collegiate game and did not disappoint.
- Hall relieved Aamir Simms off the bench when Simms got into foul trouble.
- Hall finished 5-for-6 from the floor with 10 points and seven rebounds to help lead the Tigers to a 53-42 victory over Mississippi State (Nov. 25, 2020).

PJ HALL'S AWARDS AND ACCOLADES

Rankings

- #1 ranked player in South Carolina
- 2019-20 South Carolina Gatorade Player of the Year
- ESPN ranked four-star prospect (No. 48 in ESPN Top 100, No. 9 power forward in the nation)
- 247Sports ranked four-star prospect (No. 54 in Top247, No. 9 power forward in the nation)
- Rivals ranked four-star prospect (No. 48 in Rivals150, No. 8 power forward in the nation)

2018-19

- Averaged 14.5 points, 8.2 rebounds and 2.1 blocks per game as a junior
- USA Today All-South Carolina Team
- 5A State Champion
- All-Region
- All-State
- Spartanburg Herald Journal First-Team All-Area
- Chick-Fil-A Classic All-Tournament Team

2017-18:

- SC Top-80 Camp "Mr. Basketball"
- 5A State Champion
- SCHSL All-Rookie Team

32 DANIEL NAUSEEF

So. | Forward | 6-7 | 215
Dayton, Ohio | Chaminade Julianne Catholic



» CAREER HIGHS

Points	--	--	--
Rebounds	1	vs. Notre Dame	1/12/22
Assists	--	--	--
Steals	--	--	--
FG Made	--	--	--
3FG Made	--	--	--
FT Made	--	--	--
Minutes	1	2x, last vs. Duke	2/10/22

» ABOUT DANIEL NAUSEEF

Born September 29, 2002
Hometown Dayton, Ohio
High School Chaminade Julianne Catholic
Major Microbiology
Fun Fact Just the seventh Clemson manager to be elevated to the active roster in school history; brother Jack is also a walk on

» 2021-22 GAME-BY-GAME

OPPONENT	FG	PCT.	3FG	PCT.	FT	PCT.	OR-DR-TOT	PF	A	TO	BLK	STL	PTS	MIN
vs. Drake	DNP													
Miami (Oh.)	DNP													
South Carolina	DNP													
at Virginia	DNP													
Duke	PPD.													
Virginia	DNP													
at NC State	DNP													
at Notre Dame	0-0	.000	0-0	.000	0-0	.000	1-0-1	0	0	0	0	0	0	1
Boston College	DNP													
at Syracuse	DNP													
Pittsburgh	DNP													
[9] at Duke	DNP													
Florida State	DNP													
at Georgia Tech	DNP													
North Carolina	DNP													
[7] Duke	0-0	.000	0-0	.000	0-0	.000	0-0-0	0	0	0	0	0	0	1
Notre Dame	DNP													
at Florida State	DNP													
at Louisville	DNP													
Wake Forest	DNP													
at Boston College	DNP													
Georgia Tech	DNP													
Virginia Tech	DNP													
vs. NC State	DNP													
vs. Virginia Tech	DNP													

* - Game Started; [] AP Ranking

» NOTES

FROM MANAGER TO PLAYER

- Clemson basketball student manager Daniel Nauseef was elevated to the active roster on Dec. 10, 2021. He joins his brother Jack Nauseef and Devin Foster as former managers turned walk on.
- This isn't something unfamiliar to head coach Brad Brownell, who, in 2019, elevated a then-manager Wells Hoag (2019-21) to the active roster.
- He also elevated Riley McGillan in 2014. McGillan played 20 games through his Tiger career, scoring 11 points.
- McGillan later served as a graduate assistant in Clemson's program and is now the director of operations at Longwood University for men's basketball.
- Prior to Hoag and McGillan, the last managers to play in a game were Dennis Hopf (1988-89) and Edward Bynum (1984-85).
- The most points scored by a walk-on in a career is 33 by Jeff Holstein (1985-87) in 34 career games. He also recorded 32 rebounds.

PROMOTED MANAGERS CAREER STATS

Name	Years	GP	FG	3FG	FT	Reb	Pts
Dan Nauseef	2021-pres.	2	0-0	0-0	0-0	1	0
Jack Nauseef	2021-pres.	5	0-3	0-2	0-0	0	0
Devin Foster	2021-pres.	6	0-1	0-1	0-0	1	0
Wells Hoag	2019-21	10	2-7	1-4	0-0	2	5
Riley McGillan	2014-17	20	4-14	2-12	1-2	2	11
Dennis Hopf	1988-89	1	0-1	0-0	0-0	0	0
Edward Bynum	1984-85	9	3-7	0-0	4-12	9	10

» CAREER STATS

Year	Field Goals				3-PT				Rebounds															
	GP	GS	Min.	FG	FGA	Pct.	FG	FGA	Pct.	FT	FTA	Pct.	OR	DR	TOT	Avg.	PF	DQ	A	TO	Blk	Stl	Pts.	Avg.
2021-22	2	0	2	0	0	.000	0	0	.000	0	0	.000	1	0	1	0.5	0	0	0	0	0	0	0	0.0
TOTAL	2	0	2	0	0	.000	0	0	.000	0	0	.000	1	0	1	0.5	0	0	0	0	0	0	0	0.0

MISCELLANEOUS STATS

MISCELLANEOUS STATS

Dunks: David Collins (5), PJ Hall (26), Alex Hemenway (1), Chase Hunter (8), Ben Middlebrooks (1), Ian Schieffelin (2), Hunter Tyson (8)

Charges Taken: Naz Bohannon (1), David Collins (14), Al-Amir Dawes (1), PJ Hall (6), Alex Hemenway (3), Chase Hunter (1), Ben Middlebrooks (3), Ian Schieffelin (1), Hunter Tyson (12)

20-Point Games: Al-Amir Dawes (1), PJ Hall (6)

30-Point Games:

Double-Doubles: David Collins (4), PJ Hall (4), Hunter Tyson (1)

Double Figure Scoring: Naz Bohannon (6), David Collins (18), Al-Amir Dawes (18), PJ Hall (28), Alex Hemenway (4), Nick Honor (12), Chase Hunter (10), Ian Schieffelin (2), Hunter Tyson (13)

Double Figure Rebounding: Naz Bohannon (1), David Collins (8), PJ Hall (4), Ian Schieffelin (1), Hunter Tyson (1)

Led Clemson in Scoring: David Collins (2), Al-Amir Dawes (4), PJ Hall (16), Alex Hemenway (1), Chase Hunter (2), Nick Honor (1), Hunter Tyson (4)

Led Clemson in Rebounding: David Collins (12), PJ Hall (7), Chase Hunter (1), Ian Schieffelin (2), Hunter Tyson (4)

Led Clemson in Assists: Naz Bohannon (2), David Collins (4), Al-Amir Dawes (4), Nick Honor (7), Chase Hunter (3), Ian Schieffelin (1)

Consecutive Field Goals Made: 4 vs. Presbyterian (11/9/21); 8 by Nick Honor vs. Temple/St. Bonaventure (11/18/21-11/19/21)

Consecutive Points Scored: 12 by Nick Honor vs. Temple (11/18/21)

Consecutive Free Throws Made: 8 by PJ Hall vs. Florida State (2/15/22); Overall: PJ Hall made 18-straight (11/26/21-12/14/21)

Consecutive Three-Pointers Made: 5 by Nick Honor vs. Temple/St. Bonaventure (11/18/21-11/19/21)

Largest Lead: 37 vs. Charleston Southern (11/26/21)

Largest Deficit: 23 vs. Notre Dame (1/12/22 - 2nd half, 7:17)

Largest Halftime Deficit: 8 vs. Presbyterian (11/9/21); 8 vs. Wofford (11/12/21); 8 vs. Rutgers (11/30/21)

Largest Deficit Overcome for Victory: 11 vs. Presbyterian (11/9/21)

Most Consecutive Clemson Points: 14 vs. Temple (11/18/21 - 2nd half, 18:52)

Most Consecutive Opponent Points: 16 by St. Bonaventure (11/19/21 - 2nd half, 5:56).

CLEMSON'S RECORD...

Overall.....	17-16	When leading with 1:00 left.....	16-2
At home.....	11-5	When trailing with 1:00 left.....	1-12
On the road.....	3-8	When shooting 50% or better.....	6-1
At neutral sites.....	3-3	When opponent shoots less than 50%.....	15-11
In overtime.....	0-1	When scoring 70 or more points.....	13-5
Vs. ranked opponents.....	0-3	When winning the rebound margin.....	11-7
In games decided by 3 points or less.....	1-6	When winning the turnover margin.....	10-7
In games decided by 5 points or less.....	2-2	When winning points in the paint.....	11-9
In games decided by 7 or more points.....	12-7	When winning bench points.....	11-8
When leading at halftime.....	14-5	In November.....	5-3
When trailing at halftime.....	3-10	In December.....	4-1
When tied at halftime.....	0-1	In January.....	2-5
When leading with 5:00 left.....	16-4	In February.....	3-6
When trailing with 5:00 left.....	1-10	In March.....	3-1

2021-22 SEASON SUPERLATIVES

CATEGORY	CLEMSON TEAM HIGH		CLEMSON TEAM LOW	
Total Points	93	vs. Bryant, 11/15/21	56	vs. Notre Dame, 1/12/22
1st Half Points	52	vs. Bryant, 11/15/21	20	vs. Georgia Tech, 2/5/22
2nd Half Points	54	vs. Charleston Southern, 11/26/21	25	vs. West Virginia, 11/21/21
1st Half Field Goal %	63.6	vs. Bryant, 11/15/21	25.8	vs. Notre Dame, 1/12/22
2nd Half Field Goal %	60.7	vs. Georgia Tech, 3/2/22	36.0	vs. Virginia, 1/4/22
Scoring Margin	+32	vs. Charleston Southern, 11/26/21	-18	vs. Duke, 2/10/22
Field Goals Made	35	vs. Bryant, 11/15/21	21	vs. many (4), last vs. Virginia Tech, 3/5/22
Field Goal Attempts	71	vs. Duke, 1/25/22	40	vs. West Virginia, 11/21/21
Field Goal %	56.5	vs. Bryant, 11/15/21	33.3	vs. South Carolina, 12/18/21
3-Pointers Made	13	vs. Miami (Ohio), 12/14/21	3	vs. NC State, 1/8/22
3-Point Attempts	32	vs. Notre Dame, 1/12/22	10	vs. NC State, 1/8/22
3-Point % (min. 10 att.)	55.6	vs. Bryant, 11/15/21	18.8	vs. Notre Dame, 1/12/22
Free Throws Made	30	vs. Florida State, 2/15/22	0	vs. Duke, 1/25/22
Free Throw Attempts	36	vs. Florida State, 2/15/22	1	vs. Duke, 1/25/22
Free Throw % (min. 10 att.)	91.7	vs. Charleston Southern, 11/26/21	55.6	vs. West Virginia, 11/21/21
Rebounds	51	vs. South Carolina, 12/18/21	23	vs. Virginia, 1/4/22
Offensive Rebounds	19	vs. South Carolina, 12/18/21	2	vs. Georgia Tech, 3/2/22
Rebound Margin	+18	vs. Miami, 12/4/21	-13	vs. Syracuse, 1/18/22
Assists	22	vs. vs. Syracuse, 1/18/22	8	vs. Boston College, 2/26/22
Turnovers	20	vs. West Virginia, 11/21/21	5	vs. Notre Dame, 2/12/22
Blocked Shots	7	vs. Virginia, 12/22/21	0	vs. Miami, 12/4/21; Louisville, 2/19/22
Steals	9	vs. many (4), last vs. Georgia Tech, 2/5/22	3	vs. Rutgers, 11/30/21; Notre Dame, 1/12/22; Louisville, 2/19/22
Fouls	24	vs. Florida State, 2/15/22	8	vs. Notre Dame, 2/12/22

CATEGORY	OPPONENT TEAM HIGH		OPPONENT TEAM LOW	
Total Points	91	by vs. Syracuse, 1/18/22	48	by Temple, 11/18/21; Pittsburgh, 1/22/22
1st Half Points	43	by Virginia Tech, 3/9/22	24	by many (3), last by NC State, 3/8/22
2nd Half Points	51	by vs. Syracuse, 1/18/22	21	by Presbyterian, 11/9/21; Pittsburgh, 1/22/22
1st Half Field Goal %	62.5	by Virginia Tech, 3/9/22	29.6	by NC State, 1/8/22
2nd Half Field Goal %	60.7	by North Carolina, 2/8/22	21.7	by Virginia, 12/22/21
Field Goals Made	31	by vs. Syracuse, 1/18/22; Duke, 2/10/22	15	by Virginia, 12/22/21
Field Goal Attempts	63	by Duke, 2/10/22; NC State, 3/8/22	41	by Virginia, 12/22/21
Field Goal %	54.3	by Virginia, 1/4/22	29.5	by Charleston Southern, 11/26/21
3-Pointers Made	14	by St. Bonaventure, 11/19/21	3	by Presbyterian, 11/9/21
3-Point Attempts	32	by Wake Forest, 2/23/22	23	by many (3), last by NC State, 3/8/22
3-Point % (min. 10 att.)	54.2	by Notre Dame, 2/12/22	12.5	by Presbyterian, 11/9/21
Free Throws Made	25	by Florida State, 2/15/22	8	by many (3), last vs. Boston College, 1/15/22
Free Throw Attempts	30	by Florida State, 2/15/22	10	by Presbyterian, 11/9/21
Free Throw % (min. 10 att.)	100.0	by Charleston Southern, 11/26/21	50.0	by Notre Dame, 2/12/22
Rebounds	42	by Duke, 2/10/22	21	by Miami, 12/4/21
Offensive Rebounds	13	by many (3), last vs. Wake Forest, 2/23/22	2	by Virginia, 12/22/21
Assists	18	by Miami, 12/4/21; Duke, 1/25/22; Georgia Tech, 2/5/22	4	by South Carolina, 12/18/21
Turnovers	20	by Pittsburgh, 1/22/22	7	by many (4), last by NC State, 3/8/22
Blocked Shots	11	by Virginia, 12/22/21	0	by Charleston Southern, 11/26/21
Steals	12	by NC State, 1/8/22	2	by South Carolina, 12/18/21
Fouls	29	by South Carolina, 12/18/21	7	by Notre Dame, 2/12/22

CATEGORY	CLEMSON INDIVIDUAL BEST		OPPONENT INDIVIDUAL BEST	
Points	28	by PJ Hall vs. Florida State, 2/15/22	28	by RayQuan Evans (Florida State), 2/15/22
Field Goals Made	10	by PJ Hall vs. NC State, 1/8/22	10	by Peter Kiss (Bryant), 11/15/21
Field Goal Attempts	18	by PJ Hall vs. North Carolina, 2/8/22	20	by Peter Kiss (Bryant), 11/15/21
Field Goal Perfection	7	by Nick Honor vs. Temple, 11/18/21	8	by Mark Williams (Duke), 2/10/22
3-Pointers Made	6	by Al-Amir Dawes vs. Georgia Tech, 2/5/22	5	by many (7), last by Storm Murphy (Virginia Tech), 3/9/22
3-Point Attempts	10	by Al-Amir Dawes vs. Georgia Tech, 2/5/22	12	by Tucker DeVries (Drake), 12/11/21
3-Point Perfection	4	by Nick Honor vs. Temple, 11/18/21	5	by Chris Childs (Bryant), 11/15/21
Free Throws Made	12	by PJ Hall vs. Florida State, 2/15/22	12	by RayQuan Evans (Florida State), 2/15/22
Free Throw Attempts	13	by PJ Hall vs. Florida State, 2/15/22	13	by RayQuan Evans (Florida State), 2/15/22
Free Throw Perfection	9	by PJ Hall vs. Drake, 12/11/21	7	by Joseph Girard III (Syracuse), 1/18/22
Rebounds	13	by PJ Hall vs. Drake, 12/11/21; Hunter Tyson vs. South Carolina, 12/18/21	12	by Dereon Seabron (NC State), 3/8/22
Offensive Rebounds	6	by PJ Hall vs. Drake, 12/11/21; Hunter Tyson vs. South Carolina, 12/18/21	5	by James Beck (Miami (Ohio)), 12/14/21
Assists	7	by Nick Honor vs. Bryant, 11/15/21; Charleston Southern, 11/26/21	8	by Wendell Moore Jr. (Duke), 2/10/22
Blocked Shots	4	by PJ Hall vs. many (3), last vs. NC State, 3/8/22	5	by Nick Jourdain (Temple), 11/18/21
Steals	5	by Nick Honor vs. Wofford, 11/12/21	4	by Jericole Hellems (NC State), 1/8/22; Joseph Girard III (Syracuse), 1/18/22
Minutes	40	by Chase Hunter vs. Virginia Tech, 3/9/22	41	by Tremell Murphy (Drake), 12/11/21

Bold denotes a Clemson home game; ^ - denotes one overtime period.

SUPERLATIVES UNDER BRAD BROWNELL

CATEGORY	CLEMSON TEAM HIGH	CLEMSON TEAM LOW
Total Points	100 vs. The Citadel, 11/6/18	36 vs. Virginia, 1/23/18
1st Half Points	54 vs. Alabama A&M, 11/21/19	10 vs. Duke, 1/8/13; Virginia, 2/7/13
2nd Half Points	56 vs. Wake Forest, 2/2/16; North Carolina, 1/16/18	13 vs. Virginia, 1/23/18
1st Half Field Goal %	69.6 vs. Boston College, 2/22/20	12.0 vs. Duke, 1/8/13
2nd Half Field Goal %	85.0 vs. Georgia Tech, 1/12/11	23.5 vs. Duke, 3/2/11
Scoring Margin	+45 vs. Florida A&M, 11/14/14	-48 vs. Florida State, 2/5/17
Field Goals Made	35 vs. The Citadel, 1/1/13; Bryant, 11/15/21	14 vs. Louisville, 1/10/16; Virginia, 1/12/19; South Carolina, 12/15/19
Field Goal Attempts	73 vs. Florida State, 3/4/12	33 vs. Virginia, 1/12/13
Field Goal %	69.2 vs. Georgia Tech, 1/12/11	25.9 vs. Virginia, 1/12/19
3-Pointers Made	15 vs. North Carolina, 1/30/18	0 vs. Virginia Tech, 3/1/12; at NC State, 1/26/19
3-Point Attempts	36 vs. Samford, 12/9/17; Virginia Tech, 2/21/18	7 vs. at NC State, 1/26/19
3-Point % (min. 10 att.)	78.6 vs. Georgia Tech, 1/12/11	0.0 vs. Virginia Tech, 3/1/12
Free Throws Made	32 vs. Louisville, 1/10/16	0 vs. Miami, 2/8/15; Duke, 1/25/22
Free Throw Attempts	46 vs. Western Carolina, 11/12/10	1 vs. Miami, 2/8/15; Duke, 1/25/22
Free Throw % (min. 10 att.)	100.0 vs. Miami (15-15), 1/16/16	38.5 vs. Wake Forest (5-13), 2/25/14
Rebounds	51 vs. Presbyterian College, 12/15/15; South Carolina, 12/18/21	19 vs. Virginia, 1/31/12
Offensive Rebounds	23 vs. Oklahoma, 11/20/16; SC State, 12/13/16	2 vs. Virginia, 1/19/16
Rebound Margin	+23 vs. North Carolina A&T, 11/12/17	-22 vs. Louisville, 1/10/16
Assists	22 vs. many (4), last vs. Virginia Tech, 1/22/17	3 vs. Duke, 1/8/13; Georgia Tech, 2/13/16
Turnovers	22 vs. Florida State, 2/5/17	1 vs. NC State, 2/20/16
Blocked Shots	12 vs. Arizona, 12/8/12; South Carolina, 11/17/13	0 vs. North Carolina, 2/28/13; Virginia Tech, 3/2/13
Steals	16 vs. The Citadel, 1/1/13	0 vs. Illinois, 3/23/14; NC State, 1/11/18
Fouls	25 vs. many (4), last vs. Georgia Tech, 3/9/16	5 vs. SC State, 12/13/16

CATEGORY	OPPONENT TEAM HIGH	OPPONENT TEAM LOW
Total Points	109 by Florida State, 2/5/17	35 by Furman, 12/14/13
1st Half Points	51 by Florida State, 2/5/17	15 by Georgia Tech, 2/14/13; Stetson, 11/8/13
2nd Half Points	58 by Florida State, 2/5/17	11 by Jacksonville, 12/20/19
1st Half Field Goal %	64.0 by Florida State, 3/4/12	17.2 by Georgia Tech, 2/14/13
2nd Half Field Goal %	72.0 by Duke, 1/8/13	16.7 by Delaware State, 11/13/13
Field Goals Made	41 by Florida State, 2/5/17	11 by Savannah State, 12/17/10
Field Goal Attempts	79 by Maryland, 3/2/14	38 by Wake Forest, 2/25/14
Field Goal %	66.1 by Florida State, 2/5/17	22.9 by Savannah State, 12/17/10
3-Pointers Made	19 vs. vs. Mississippi State, 12/8/18	1 by many (6), last by Georgia Tech, 2/13/16
3-Point Attempts	40 by Davidson, 11/17/16	9 by Furman, 11/16/12; UTEP, 11/23/12
3-Point % (min. 10 att.)	72.7 by Maryland, 2/7/12	7.7 by Delaware State, 11/13/13
Free Throws Made	25 by West Virginia, 3/17/11; Florida State, 2/15/22	1 by Virginia, 2/14/12; SC State, 12/23/12
Free Throw Attempts	35 by Maryland, 1/22/11	1 by Virginia, 2/14/12
Free Throw % (min. 10 att.)	96.0 by Colorado, 11/26/19	18.2 by Davidson, 11/22/13
Rebounds	63 by Maryland, 3/2/14	20 by Delaware State, 12/27/10
Offensive Rebounds	24 by Louisville, 1/10/16	1 by Boston College, 1/12/12
Assists	26 by Florida State, 2/5/17	2 by Charleston Southern, 12/18/18
Turnovers	25 by The Citadel, 1/1/13	4 by Temple, 11/21/13
Blocked Shots	11 by Virginia, 12/22/21	0 by many (12), last by Hofstra, 11/17/17
Steals	17 by Alabama, 12/12/20	0 by Hofstra, 11/17/17
Fouls	32 by Western Carolina, 11/12/10	7 by Notre Dame, 2/12/22

CATEGORY	CLEMSON INDIVIDUAL BEST	OPPONENT INDIVIDUAL BEST
Points	33 by Jaron Blossomgame vs. NC State, 2/20/16	40 by Harrison Barnes (North Carolina), 3/12/11
Field Goals Made	13 by many (3), last by Jaron Blossomgame vs. Notre Dame, 2/8/16	12 by many (5), last Landers Nolley II (Virginia Tech), 11/5/19
Field Goal Attempts	24 by K.J. McDaniels vs. Notre Dame, 2/11/14	23 by Landers Nolley II (Virginia Tech), 11/5/19
Field Goal Perfection	7 by Adonis Filer vs. The Citadel, 1/1/13	8 by Mark Williams (Duke), 2/10/22
	Nick Honor (Temple), 11/18/21	
3-Pointers Made	8 by Marcquise Reed vs. Virginia Tech, 2/21/18	8 by Lamar Peters (Mississippi State), 12/8/18
3-Point Attempts	20 by Marcquise Reed vs. Virginia Tech, 2/21/18	12 by Zane Johnson (Hawaii), 12/25/11
		Andrew White III (Syracuse), 2/7/17
		Gavin Block (Ohio), 11/16/17
		Demontrae Jefferson (Texas Southern), 11/24/17
		Ty-Shon Alexander (Creighton), 11/21/18
		Antoine Davis (Detroit Mercy), 11/17/19
3-Point Perfection	5 by Gabe DeVoe vs. Texas Southern, 11/24/17	5 by Christian James (Oklahoma), 11/20/16
		Chris Childs (Bryant), 11/15/21
Free Throws Made	16 by Milton Jennings vs. Virginia Tech, 1/27/13	15 by Marcus Georges-Hunt (Georgia Tech), 3/9/16
Free Throw Attempts	18 by Milton Jennings vs. Virginia Tech, 1/27/13	16 by Marcus Georges-Hunt (Georgia Tech), 3/9/16
Free Throw Perfection	9 by many (4), last by PJ Hall vs. Drake, 12/11/21	8 by Erick Green (Virginia Tech), 3/8/12
		Charles Mann (Georgia), 12/22/15
		Jordan Dartis (Ohio), 11/16/17
		Theo Pinson (North Carolina), 1/16/18
Rebounds	16 by Elijah Thomas vs. Texas Southern, 11/24/17	20 by John Mooney (Notre Dame), 3/9/19
Offensive Rebounds	8 by many (4), last by Sidy Djitte vs. Florida State, 2/5/17	8 by Jordan Murphy (Minnesota), 11/30/15
Assists	11 by Marcquise Reed vs. Georgia Tech, 1/28/18	13 by Kendall Marshall (North Carolina), 2/18/12
	Clyde Trapp vs. Syracuse, 2/6/21	
Blocked Shots	8 by Jerai Grant vs. East Carolina, 12/29/10	7 by James Banks III (Georgia Tech), 2/6/19
	Landry Nnoko vs. Virginia Tech, 2/6/16	
Steals	6 by Avry Holmes vs. Georgia Tech, 2/13/16	5 by many (4), last by Lavar Batts (NC State), 1/11/18
Minutes	48 by K.J. McDaniels vs. Maryland, 3/2/14	50 by Eric Atkins (Notre Dame), 2/11/14

Bold denotes a Clemson home game; ^ - denotes one overtime period.

GAME-BY-GAME RESULTS

	W/L	FG-FGA	Pct.	3pt-A	Pct.	FT-FTA	Pct.	OR	DR	Tot	PF	A	TO	BLK	Stl	1H	2H	OT	Pts
Clemson	W	21-45	.467	8-19	.421	14-25	.560	4	28	32	13	12	14	2	4	24	40	N/A	64
Presbyterian		21-59	.356	3-24	.125	8-10	.800	12	26	38	18	12	15	1	6	32	21	N/A	53
Clemson	W	23-49	.469	9-21	.429	21-29	.724	11	26	37	21	11	19	4	8	39	37	N/A	76
Wofford		21-58	.362	5-23	.217	21-24	.875	12	19	31	26	8	14	1	6	31	37	N/A	68
Clemson	W	35-62	.565	10-18	.556	13-18	.722	9	30	39	11	20	7	2	4	52	41	N/A	93
Bryant		26-61	.426	9-27	.333	9-11	.818	6	21	27	14	14	9	2	4	40	30	N/A	70
Clemson	W	30-55	.545	11-21	.524	4-6	.667	6	24	30	11	16	9	2	6	38	37	N/A	75
Temple		19-53	.358	4-20	.200	6-9	.667	10	21	31	13	8	14	6	6	26	22	N/A	48
Clemson	L	26-58	.448	9-23	.391	4-8	.500	6	26	32	12	12	6	3	6	36	29	N/A	65
St. Bonaventure		23-54	.426	14-24	.583	8-8	1.000	5	28	33	10	15	9	5	3	26	42	N/A	68
Clemson	L	22-40	.550	5-14	.357	10-18	.556	4	23	27	16	12	20	1	5	34	25	N/A	59
West Virginia		26-61	.426	5-19	.263	9-11	.818	13	18	31	16	11	12	4	9	35	31	N/A	66
Clemson	W	34-70	.486	12-29	.414	11-12	.917	13	31	44	15	19	10	2	9	37	54	N/A	91
Charleston Southern		18-61	.295	8-27	.296	15-15	1.000	11	23	34	13	6	17	0	3	24	35	N/A	59
Clemson	L	23-59	.390	4-18	.222	14-19	.737	10	29	39	22	13	9	3	3	25	39	N/A	64
Rutgers		26-60	.433	7-19	.368	15-26	.577	12	28	40	16	15	7	1	4	33	41	N/A	74
Clemson	L	27-56	.482	9-21	.429	12-14	.857	13	26	39	18	16	18	0	5	40	35	N/A	75
Miami		27-55	.491	11-25	.440	15-17	.882	4	17	21	14	18	8	6	7	34	46	N/A	80
Clemson	W	28-60	.467	11-26	.423	23-27	.852	12	26	38	17	17	10	1	7	39	35	16	90
Drake		28-60	.467	11-31	.355	13-16	.813	7	20	27	22	15	10	2	5	32	42	6	80
Clemson	W	30-59	.508	13-24	.542	16-18	.889	8	27	35	13	21	8	6	4	36	53	N/A	89
Miami (Ohio)		26-61	.426	11-30	.367	13-16	.813	11	23	34	16	9	9	1	3	35	41	N/A	76
Clemson	W	21-63	.333	5-22	.227	23-31	.742	19	32	51	18	10	14	5	5	30	40	N/A	70
South Carolina		18-55	.327	5-20	.250	15-20	.750	8	27	35	29	4	15	7	2	24	32	N/A	56
Clemson	W	28-59	.475	8-22	.364	3-8	.375	8	27	35	17	12	7	1	7	35	32	N/A	67
Virginia		15-41	.366	6-22	.273	14-19	.737	2	24	26	10	7	14	11	4	27	23	N/A	50
Clemson	L	23-50	.460	9-20	.450	10-16	.625	6	17	23	18	17	9	4	2	37	28	N/A	65
Virginia		25-46	.543	4-14	.286	21-24	.875	6	22	28	17	12	9	4	4	36	39	N/A	75
Clemson	W	28-57	.491	3-10	.300	11-13	.846	7	29	36	17	10	16	5	9	30	40	N/A	70
NC State		19-60	.317	9-28	.321	18-23	.783	13	23	36	18	8	15	2	12	28	37	N/A	65
Clemson	L	21-61	.344	6-32	.188	8-12	.667	13	26	39	18	11	10	1	3	22	34	N/A	56
Notre Dame		25-55	.455	10-26	.385	12-17	.706	8	29	37	16	11	8	2	5	39	33	N/A	72
Clemson	L	27-59	.458	6-19	.316	8-14	.571	8	29	37	15	10	12	2	8	39	29	N/A	68
Boston College		28-57	.491	6-19	.316	8-15	.533	4	28	32	14	8	11	7	6	32	38	N/A	70
Clemson	L	31-63	.492	8-27	.296	8-11	.727	4	22	26	21	22	9	0	6	39	39	N/A	78
Syracuse		31-58	.534	9-22	.409	20-26	.769	9	30	39	13	13	10	6	6	40	51	N/A	91
Clemson	W	22-46	.478	12-25	.480	19-26	.731	5	23	28	14	19	9	3	7	38	37	N/A	75
Pittsburgh		16-48	.333	7-23	.304	9-13	.692	11	22	33	20	7	20	5	5	27	21	N/A	48
Clemson	L	29-71	.408	11-26	.423	0-1	.000	14	25	39	13	19	10	1	9	36	33	N/A	69
Duke		25-52	.481	10-20	.500	11-13	.846	3	28	31	10	18	12	4	4	36	35	N/A	71
Clemson	W	27-52	.519	6-15	.400	15-21	.714	10	27	37	17	15	14	2	4	45	30	N/A	75
Florida State		26-54	.481	7-22	.318	10-16	.625	5	19	24	17	16	9	6	9	36	33	N/A	69
Clemson	L	24-58	.414	6-24	.250	10-11	.909	10	24	34	13	16	18	4	9	20	44	N/A	64
Georgia Tech		25-57	.439	10-25	.400	9-13	.692	10	23	33	15	18	18	1	10	33	36	N/A	69
Clemson	L	25-57	.439	8-19	.421	19-21	.905	6	21	27	17	14	12	5	9	25	52	N/A	77
North Carolina		29-58	.500	8-24	.333	13-17	.765	9	26	35	17	17	14	3	4	30	49	N/A	79
Clemson	L	22-58	.379	5-18	.278	15-21	.714	7	26	33	14	13	6	3	3	27	37	N/A	64
Duke		31-63	.492	9-22	.409	11-15	.733	9	33	42	18	16	7	5	4	38	44	N/A	82
Clemson	L	26-61	.426	5-18	.278	4-5	.800	6	24	30	8	10	5	1	5	28	33	N/A	61
Notre Dame		29-55	.527	13-24	.542	5-10	.500	4	30	34	7	16	7	1	5	38	38	N/A	76
Clemson	L	22-57	.386	6-27	.222	30-36	.833	14	27	41	24	14	10	2	5	40	40	N/A	80
Florida State		24-55	.436	8-19	.421	25-30	.833	7	22	29	22	14	8	6	5	36	45	N/A	81
Clemson	L	25-58	.431	9-23	.391	2-4	.500	7	26	33	16	11	12	0	3	27	34	N/A	61
Louisville		26-57	.456	8-29	.276	10-14	.714	8	28	36	10	10	8	4	8	28	42	N/A	70
Clemson	W	29-54	.537	8-18	.444	14-19	.737	6	24	30	16	18	11	1	7	36	44	N/A	80
Wake Forest		25-61	.410	9-32	.281	10-14	.714	13	23	36	18	13	12	3	4	33	36	N/A	69
Clemson	W	20-50	.400	6-20	.300	24-30	.800	10	30	40	16	8	8	1	4	28	42	N/A	70
Boston College		21-58	.362	6-29	.207	12-13	.923	8	22	30	17	10	8	3	6	25	35	N/A	60
Clemson	W	28-53	.528	6-21	.286	6-7	.857	2	26	28	11	13	13	5	8	27	41	N/A	68
Georgia Tech		25-56	.446	7-21	.333	8-11	.727	7	24	31	12	15	12	1	5	33	32	N/A	65
Clemson	W	21-48	.438	8-20	.400	13-16	.813	6	23	29	16	13	12	1	8	30	33	N/A	63
Virginia Tech		19-51	.373	9-30	.300	12-13	.923	9	22	31	16	9	13	4	5	33	26	N/A	59
Clemson	W	25-60	.417	6-23	.261	14-23	.609	11	35	46	20	10	10	4	4	29	41	N/A	70
NC State		22-63	.349	4-23	.174	16-22	.727	10	31	41	20	13	7	3	6	24	40	N/A	64
Clemson	L	28-60	.467	8-23	.348	11-16	.688	6	23	29	16	16	7	2	7	32	34	9	75
Virginia Tech		26-55	.473	12-28	.429	12-20	.600	8	28	36	19	14	14	5	3	43	23	10	76

2021-22 BOX SCORES

1

Nov. 9, 2021

CLEMSON PRESBYTERIAN

ATTENDANCE: 6,144

64

53

LITTLEJOHN COLISEUM / CLEMSON, S.C.

CLEMSON	FG	3FG	FT	REB	PF	TP	A	TO	B	S	MIN
Tyson f	4-7	2-5	4-5	0-7-7	1	14	0	2	0	1	28
Hall f	2-4	1-2	1-4	1-7-8	2	6	1	4	2	1	30
Dawes g	7-16	4-9	3-3	0-0-0	0	21	2	3	0	1	36
Honor g	1-5	0-2	0-0	1-1-2	0	2	4	1	0	0	17
Collins g	5-7	1-2	3-9	0-5-5	3	14	3	2	0	1	36
Schieffelin	0-0	0-0	0-0	0-1-1	2	0	0	1	0	0	5
Hemenway	1-2	0-0	0-0	0-2-2	3	2	0	0	0	0	13
Bohannon	0-1	0-0	0-0	1-2-3	0	0	1	0	0	0	21
Hunter	1-3	0-0	3-4	0-1-1	2	5	1	0	0	0	13
Middlebrooks	0-0	0-0	0-0	1-0-1	0	0	0	0	0	0	1
TEAM				0-2-2	0						1
Totals	21-45	8-19	14-25	4-28-32	13	64	12	14	2	4	200
Pct.	46.7	42.1	56.0	DR: 5.0							

FG (1st Half: 7-20 35.0%; 2nd Half: 14-25 56.0%)
 3FG (1st Half: 3-10 30.0%; 2nd Half: 5-9 55.6%)
 FT (1st Half: 7-15 46.7%; 2nd Half: 7-10 70.0%)

PRESBYTERIAN													
Hill	f	2-5	0-1	0-0	3-4-7	2	4	0	1	0	1	5	15
Harrison	g	3-16	0-8	6-7	1-3-4	2	12	4	0	1	0	1	37
Stewart	g	3-4	1-2	0-0	0-2-2	4	7	0	5	0	1	1	26
Younger	g	5-11	1-6	1-2	3-1-4	2	12	0	1	0	1	1	35
Reddish-Rhone	g	4-11	0-4	0-0	0-5-5	2	8	5	2	1	0	1	33
Thrash		1-4	0-0	0-0	2-0-2	3	2	0	0	0	0	0	14
Ard Jr.		0-2	0-0	0-0	0-1-1	0	0	0	0	0	0	0	5
McCormack		2-5	0-2	1-1	2-5-7	1	5	3	1	0	1	2	24
Graham		1-1	1-1	0-0	0-1-1	1	3	0	1	0	0	0	7
Barnett		0-0	0-0	0-0	0-0-0	1	0	0	0	0	0	0	2
TEAM					1-4-5								0
Totals		21-59	3-24	8-10	12-26-38	18	53	12	15	1	6	200	
Pct.		35.6	12.5	80.0	DR: 0.0								

FG (1st Half: 13-32 40.6%; 2nd Half: 8-27 29.6%)
 3FG (1st Half: 2-14 14.3%; 2nd Half: 1-10 10.0%)
 FT (1st Half: 4-4 100%; 2nd Half: 4-6 66.7%)

OFFICIALS: Clarence Armstrong, Nick Heater, JW Lucas
 TECHNICAL FOULS: None

SCORE BY PERIODS	1ST	2ND	TOTAL
Clemson	24	40	64
Presbyterian	32	21	53

2		CLEMSON WOFFORD											76	
Nov. 12, 2021		ATTENDANCE: 8,118											68	
LITTLEJOHN COLISEUM / CLEMSON, S.C.														
CLEMSON		FG	3FG	FT	REB	PF	TP	A	TO	B	S	MIN		
Tyson	f	5-10	2-5	0-0	1-4-5	4	12	0	3	1	1	34		
Hall	f	6-8	3-4	7-10	2-6-8	4	22	0	3	0	0	26		
Dawes	g	3-6	3-5	4-5	0-5-5	3	13	1	3	0	0	25		
Honor	g	4-10	1-3	2-3	0-2-2	4	11	4	2	0	5	35		
Collins	g	3-7	0-2	1-2	0-1-1	3	7	2	6	0	2	30		
Hunter		0-3	0-2	2-2	3-0-3	0	2	1	0	0	1	18		
Middlebrooks		0-0	0-0	0-0	0-0-0	0	0	0	0	1	0	1		
Hemenway		0-0	0-0	2-2	1-0-1	0	2	0	0	0	0	10		
Bohannon		2-4	0-0	1-2	2-5-7	1	5	3	2	1	0	13		
Schieffelin		0-1	0-0	2-3	1-1-2	2	2	0	0	0	0	7		
TEAM					1-2-3							0		
Totals		23-49	9-21	21-29	11-26-37	21	76	11	19	4	8	200		
Pct.		46.9	42.9	72.4	DR: 4.0									

FG (1st Half: 11-22 50.0%; 2nd Half: 12-27 44.4%)
 3FG (1st Half: 5-11 45.5%; 2nd Half: 4-10 40.0%)
 FT (1st Half: 12-13 92.3%; 2nd Half: 9-16 56.3%)

WOFFORD		FG	3FG	FT	REB	PF	TP	A	T	O	B	S	MIN
Bigelow	f	0-3	0-3	8-9	1-2-3	4	8	2	0	0	0	0	20
Jones	f	6-11	0-1	4-6	4-1-5	5	16	0	2	0	1	0	24
Mack	c	2-10	0-3	2-2	2-1-3	4	6	0	1	1	1	0	27
Klesmit	g	3-8	0-3	4-4	0-1-1	5	10	0	4	0	0	0	26
Larson	g	2-6	1-3	2-2	1-6-7	3	7	4	1	0	1	0	31
Safford		2-7	1-5	0-0	1-3-4	3	5	1	1	0	1	0	23
Gowdin		2-4	0-0	0-0	1-1-2	1	4	0	0	0	0	1	12
Patterson		2-3	2-3	0-0	0-1-1	0	6	0	2	0	2	1	16
L. Turner		0-0	0-0	0-0	0-1-1	0	0	0	0	0	0	0	5
K. Turner		2-6	1-2	1-1	1-2-3	1	6	1	2	0	0	0	15
TEAM					1-0-1								1
Totals		21-58	5-23	21-24	12-19-31	26	68	8	14	1	6	200	
Pct.		36.2	21.7	87.5	DR: 2.0								

FG (1st Half: 11-27 40.7%; 2nd Half: 10-31 32.3%)
 3FG (1st Half: 3-12 25.0%; 2nd Half: 2-11 18.2%)
 FT (1st Half: 6-8 75.0%; 2nd Half: 15-16 93.8%)

OFFICIALS: Doug Shows, Tony Greene, Chuck Jones
 TECHNICAL FOULS: None

SCORE BY PERIODS	1ST	2ND	TOTAL
Clemson	39	37	76
Wofford	31	37	68

3		CLEMSON										93
Nov. 15, 2021		BRYANT										70
		ATTENDANCE: 5,411										
LITTLEJOHN COLISEUM / CLEMSON, S.C.												
CLEMSON		FG	3FG	FT	REB	PF	TP	A	TO	B	S	MIN
Tyson	f	8-13	2-3	2-2	1-4-5	0	20	1	1	0	0	22
Hall	f	7-13	0-1	0-0	2-3-5	2	14	3	0	1	0	23
Dawes	g	3-5	3-5	2-2	0-5-5	0	11	0	1	0	1	29
Honor	g	6-10	3-6	1-1	0-0-0	0	16	7	1	0	1	26
Collins	g	3-6	1-1	3-3	2-7-9	1	10	2	0	0	1	23
Hemenway		2-4	1-1	3-3	1-2-3	2	5	0	1	0	0	13
Bohannon		1-2	0-0	0-0	1-3-4	2	2	3	1	0	0	18
Schieffelin		3-3	0-0	0-2	2-2-4	1	6	1	0	0	0	15
Hunter		2-5	0-1	3-4	0-3-3	2	7	3	0	0	0	20
Middlebrooks		0-0	0-0	2-2	0-0-0	1	2	0	0	0	0	3
Fox		0-0	0-0	0-0	0-0-0	0	0	0	0	1	0	1
Foster		0-0	0-0	0-0	0-1-1	0	0	0	0	1	0	1
Nauseef		0-1	0-0	0-0	0-0-0	0	0	0	0	0	0	1
TEAM					0-0-0				1			
Totals		35-62	10-18	13-18	9-30-39	11	93	20	7	2	4	200
Pct.		56.5	55.6	72.2	DR: 2.0							

FG (1st Half: 21-33 63.6%; 2nd Half: 14-29 48.3%)
 3FG (1st Half: 7-11 63.6%; 2nd Half: 3-7 42.9%)
 FT (1st Half: 3-8 37.5%; 2nd Half: 10-10 100.0%)

BRYANT													
Elisias	f	1-5	0-2	2-2	0-1-1	5	4	0	2	1	0	17	
Eleeda	g	0-2	0-2	0-0	0-1-1	1	0	0	0	0	0	18 <th></th>	
Brelsford	g	3-6	0-2	2-2	1-1-2	3	8	2	0	0	0	23 <th></th>	
Pride	g	2-10	1-5	3-3	1-2-3	0	8	3	1	0	2	26 <th></th>	
Kiss	g	10-20	2-4	2-2	2-6-8	0	24	4	1	0	2	36 <th></th>	
Calixte		3-5	0-1	0-1	2	6	1	1	0	1	0	19 <th></th>	
Childs		5-6	5-5	0-0	1-0-1	0	15	1	0	0	0	22 <th></th>	
Hurtado		2-5	1-4	0-2	1-4-5	2	5	2	4	0	0	17 <th></th>	
Coleman		0-2	0-2	0-0	0-1-1	1	0	1	0	0	0	10 <th></th>	
Bans		0-0	0-0	0-0	0-0-0	0	0	0	0	0	0	10 <th></th>	
DRs		26-61	9-27	9-11	6-21-27	14	70	14	9	2	4	200	
Pct.		42.6	33.3	81.8	61.2	17							

2021-22 BOX SCORES

7 Nov. 26, 2021	CLEMSON CHARLESTON SOUTHERN ATTENDANCE: 5,770	91 59
---------------------------	---	------------------------

LITTLEJOHN COLISEUM / CLEMSON, S.C.

CLEMSON	FG	3FG	FT	REB	PF	TP	A	TO	B	S	MIN
Tyson f	3-10	1-5	2-2	3-36	1	9	2	0	0	2	23
Hall f	4-7	1-2	1-2	0-22	3	10	2	1	0	1	13
Dawes g	6-8	3-5	1-1	1-67	2	16	2	1	0	0	28
Honor g	6-10	3-5	2-2	0-11	1	17	7	0	0	2	26
Collins g	3-6	0-1	3-3	1-56	1	9	0	1	0	3	25
Schiffelin g	1-2	1-2	0-0	2-24	0	3	1	1	0	0	14
Hunter	1-6	0-1	0-0	0-22	0	2	1	2	0	1	19
Bohannon	5-8	0-0	0-0	3-47	2	10	2	0	0	0	19
Middlebrooks	2-3	0-0	2-2	1-23	2	6	2	1	0	2	11
Hemenway	2-8	2-6	0-0	0-22	3	6	0	1	0	0	17
Fox	1-1	1-1	0-0	0-11	0	3	0	1	0	0	3
Foster	0-0	0-0	0-0	0-00	0	0	0	1	0	0	1
Nauseef	0-1	0-1	0-0	0-00	0	0	0	0	0	0	1
TEAM				2-13							
Totals	34-70	12-29	11-12	13-31	44-15	91	19	10	2	9	200
Pct.	48.6	41.4	91.7	DR: 1.0							

FG (1st Half: 14-31 45.2%; 2nd Half: 20-39 51.3%)

3FG (1st Half: 5-14 35.7%; 2nd Half: 7-15 46.7%)

FT (1st Half: 4-5 80.0%; 2nd Half: 7-7 100.0%)

CHARLESTON SOUTHERN	FG	3FG	FT	REB	PF	TP	A	TO	B	S	MIN
Faye f	1-2	1-2	2-2	1-45	3	5	1	2	0	0	13
Bowser c	1-3	0-0	2-2	3-25	1	4	0	1	0	0	17
Buskey g	2-10	0-5	0-0	0-33	1	4	1	1	0	0	29
Florence g	1-4	0-1	2-2	0-33	0	4	0	2	0	0	21
Chavez g	4-9	4-8	2-2	0-22	1	14	0	3	0	0	25
Clinton	4-8	0-1	3-3	1-23	3	11	2	4	0	2	23
Kelly	1-4	0-0	2-2	0-11	2	4	0	3	0	0	20
Knox	0-2	0-2	0-0	0-11	1	0	1	0	0	0	18
Harris Jr.	1-10	0-3	2-2	1-12	0	4	1	1	0	0	18
Moore	3-6	3-5	0-0	0-22	1	9	0	0	0	1	13
Hamrick	0-3	0-0	0-0	2-02	0	0	0	0	0	0	2
TEAM				3-25							
Totals	18-61	8-27	15-15	11-23	34-13	59	6	17	0	3	200
Pct.	29.5	29.6	100.0	DR: 1.0							

FG (1st Half: 9-26 34.6%; 2nd Half: 9-35 25.7%)

3FG (1st Half: 4-12 33.3%; 2nd Half: 4-15 26.7%)

FT (1st Half: 2-2 100.0%; 2nd Half: 13-13 100.0%)

OFFICIALS: Tim Clougherty, Les Jones, Trey Styons

TECHNICAL FOULS: None

SCORE BY PERIODS	1ST	2ND	TOTAL
Clemson	37	54	91
Charleston Southern	24	35	59

8 Nov. 30, 2021	RUTGERS CLEMSON ATTENDANCE: 8,050	74 64
---------------------------	---	------------------------

JERSEY MIKES ARENA / PISCATAWAY, N.J.

RUTGERS	FG	3FG	FT	REB	PF	TP	A	TO	B	S	MIN
Omoruyi c	4-8	0-1	3-6	3-69	1	11	0	0	0	0	23
Mulcahy g	2-7	1-3	0-0	2-57	2	5	7	1	0	2	35
McConnell g	5-7	1-2	5-9	1-56	2	16	2	2	0	1	32
Harper Jr. g	8-13	4-6	3-5	2-79	3	23	3	2	1	1	33
Jones g	2-9	0-4	0-0	1-12	1	4	0	0	0	0	20
Mag	1-5	0-1	0-0	1-01	3	2	1	0	0	0	13
Hyatt	3-6	1-2	4-6	0-22	3	11	1	1	0	0	21
Miller	1-3	0-0	0-0	0-00	1	2	0	0	0	0	7
Agee	0-2	0-0	0-0	1-12	0	0	1	1	0	0	15
TEAM				1-12							
Totals	26-60	7-19	15-26	12-28	40-16	74	15	7	1	4	200
Pct.	43.3	36.8	57.7	DR: 4.0							

FG (1st Half: 12-33 36.4%; 2nd Half: 14-27 51.9%)

3FG (1st Half: 5-12 41.7%; 2nd Half: 2-7 28.6%)

FT (1st Half: 4-6 66.7%; 2nd Half: 11-20 55.0%)

CLEMSON											
Tyson	f	2-9	0-2	6-6	2-35	4	10	3	1	0	32
Hall	f	5-13	0-3	0-0	1-34	5	10	0	0	2	0
Dawes	g	2-7	2-4	0-0	0-33	0	6	1	2	0	34
Honor	g	2-9	1-5	2-2	1-23	4	7	2	0	0	1
Collins	g	6-11	1-3	5-9	0-10	10	4	18	2	3	0
Middlebrooks		0-0	0-0	0-0	0-22	0	0	1	1	0	0
Bohannon		4-6	0-0	0-0	3-14	1	8	3	2	1	0
Hunter		1-1	0-0	0-0	1-34	2	2	1	0	0	1
Schieffelin		1-2	0-0	1-2	1-0	1	2	3	0	0	0
Hemenway		0-1	0-1	0-0	0-0	0	0	0	0	0	0
TEAM					1-23						
Totals		23-59	4-18	14-19	10-29	39	22	64	13	9	3
Pct.		39.0	22.2	73.7	DR: 3.0						

FG (1st Half: 9-27 33.3%; 2nd Half: 14-22 43.8%)

3FG (1st Half: 1-9 11.1%; 2nd Half: 3-9 33.3%)

FT (1st Half: 6-7 85.7%; 2nd Half: 8-12 66.7%)

OFFICIALS: Kelly Pfeifer, Lewis Garrison, Bill Ek

TECHNICAL FOULS: None

SCORE BY PERIODS	1ST	2ND	TOTAL
Rutgers	33	41	74
Clemson	25	39	64

9 Dec. 4, 2021	MIAMI CLEMSON ATTENDANCE: 3,388	80 75
--------------------------	---	------------------------

WATSCO CENTER / CORAL GABLES, FLA.

MIAMI	FG	3FG	FT	REB	PF	TP	A	TO	B	S	MIN
Wardenburg f	6-10	4-7	2-2	1-23	4	18	3	1	2	1	30
Wong g	3-9	1-4	6-6	1-23	2	13	4	1	0	1	31
Moore g	3-9	1-3	1-2	0-22	2	8	5	2	2	1	35
Miller g	5-7	3-5	0-0	0-22	0	13	1	0	1	2	35
McGusty g	5-12	1-3	4-5	0-44	3	15	3	2	0	2	38
Miller Jr.	0-0	0-0	0-0	1-01	1	0	0	2	0	0	3
Joseph	1-1	1-1	0-0	0-22	1	3	0	0	0	0	8
Walker	1-2	0-0	0-0	0-00	0	2	0	0	1	0	9
Poplar	3-5	0-2	0-0	0-11	1	6	2	0	0	0	9
Gak	0-0	0-0	2-2	0-00	0	2	0	0	0	0	3
TEAM				1-23							
Totals	27-55	11-25	15-17	4-17	21	14	80	18	8	6	200
Pct.	49.1	44.0	88.2	DR: 0.0							

FG (1st Half: 12-30 40.0%; 2nd Half: 15-25 60.0%)

3FG (1st Half: 5-12 41.7%; 2nd Half: 6-13 46.2%)

FT (1st Half: 5-5 100.0%; 2nd Half: 10-12 83.3%)

CLEMSON	FG	3FG	FT	REB	PF	TP	A	TO	B	S	MIN
Tyson f	3-6	2-4	2-2	1-34	4	10	0	2	0	1	26
Hall f	6-14	0-4	6-6	1-67	2	18	2	2	0	1	36
Dawes g	2-5	2-4	0-0	1-61	2	6	4	3	0	0	24
Honor g	3-9	1-4	0-0	1-45	1	7	1	3	0	2	33
Collins g	6-11	1-1	2-4	2-79	3	15	5	5	0	1	33
Middlebrooks	0-0	0-0	0-0	1-01	1	0	0	1	0	0	2
Hunter	5-7	3-4	2-2	0-22	4	15	0	0	0	0	23
Bohannon	2-4	0-0	0-0	4-26	0	4	4	1	0	0	20
Hemenway	0-0	0-0	0-0	0-00	1	0	0	0	0	0	3
TEAM				3-14							
Totals	27-56	9-21	12-14	13-26	39-18	75	16	18	0	5	200
Pct.	48.2	42.9	85.7	DR: 1.0							

FG (1st Half: 14-29 48.3%; 2nd Half: 13-27 48.1%)

3FG (1st Half: 7-12 58.3%; 2nd Half: 2-9 22.2%)

FT (1st Half: 5-6 83.3%; 2nd Half: 7-8 87.5%)

OFFICIALS: Bill Covington Jr., Mike Roberts, Clarence Armstrong

TECHNICAL FOULS: None

SCORE BY PERIODS	1ST	2ND	TOTAL
Miami	34	46	80
Clemson	40	35	75

10 Dec. 11, 2021	CLEMSON DRAKE ATTENDANCE: 8,557	90 80
----------------------------	---	------------------------

STATE FARM ARENA / ATLANTA, GA.

CLEMSON	FG	3FG	FT	REB	PF	TP	A	TO	B	S	MIN
Tyson f	1-2	1-2	0-0	0-44	3	3	2	1	0	1	23
Hall f	6-15	1-5	9-9	6-713	2	22	2	3	0	0	39
Dawes g	5-12	3-7	6-7	0-00	1	19	5	0	0	1	35
Honor g	3-10	2-4	4-4	1-34	1	12	2	2	0	0	25
Collins g	6-11	0-1	4-7	3-710	4	16	1	1	1	2	36
Hemenway	4-6	4-6	0-0	0-33	2	12	2	1	0	2	26
Bohannon	2-2	0-0	0-0	0-22	4	4	2	2	0	0	24
Middlebrooks	0-0	0-0	0-0	0-00	0	0	0	0	0	0	2
Hunter	1-2	0-1	0-0	0-00	0	2	1	0	0	1	14
TEAM				2-02							
Totals	28-60	11-26	23-27	12-26	38-17	90	17	10	1	7	200
Pct.	46.7	42.3	85.2	DR: 2.0							

FG (1st Half: 15-31 48.4%; 2nd Half: 10-24 41.7%; OT: 3-5 60.0%)

3FG (1st Half: 6-15 40.0%; 2nd Half: 3-7 42.9%; OT: 2-4 50.0%)

FT (1st Half: 3-3 100.0%; 2nd Half: 12-14 85.7%; OT: 8-10 80.0%)

DRAKE	FG	3FG	FT	REB	PF	TP	A	TO	B	S	MIN
Murphy f	3-13	2-9	2-2	1-34	4	10	0	1	1	2	41
Hemphill f	5-9	0-0	5-8	2-68	4	15	3	2	0	1	36
Wilkins g	4-9	3-6	2-2	0-00	3	13	4	2	0	0	36
Sturtz g	5-7	1-3	2-2	1-34	5	13	3	1	1	0	40
DeVries g	6-15	5-12	2-2	0-44	2	19	2	0	0	2	39
Akinwale	0-1	0-1	0-0	1-01	3	0	2	1	0	0	9
Brodie	5-6	0-0	0-0	2-35	1	10	1	2	0	0	22
Djambouz	0-0	0-0	0-0	0-00	0	0	0	0	0	0	1
TEAM				0-11							
Totals	28-60	11-31	13-16	7-20	27	80	15	10	2	5	200

2021-22 BOX SCORES

13 Dec. 22, 2021	VIRGINIA CLEMSON ATTENDANCE: 13,857	50 67
JOHN PAUL JONES ARENA / CHARLOTTEVILLE, VA.		

CLEMSON	FG	3FG	FT	REB	PF	TP	A	TO	B	S	MIN
Tyson f	6-10	3-5	2-2	0-3-3	3	17	2	1	0	0	28
Hall f	5-13	1-2	0-2	2-5-7	1	11	1	1	1	1	32
Dawes g	3-13	2-9	0-0	0-3-3	1	8	1	1	0	2	35
Honor g	1-4	1-3	0-0	0-3-3	2	3	2	0	0	1	22
Collins g	5-7	0-0	1-4	4-7-11	3	11	2	3	0	2	35
Hunter	0-1	0-1	0-0	0-1-1	1	0	1	0	0	0	11
Bohannon	4-6	0-0	0-0	0-1-1	2	8	2	0	0	1	12
Schieffelin	3-4	0-1	0-0	0-1-1	4	6	1	0	0	0	8
Hemenway	1-1	1-1	0-0	0-0-0	0	3	0	0	0	0	17
TEAM				2-3-5							
Totals	28-59	8-22	3-8	8-27-35	17	67	12	7	1	7	200
Pct.	47.5	36.4	37.5	DR: 4.0							

FG (1st Half: 15-28 53.6%; 2nd Half: 13-31 41.9%)

3FG (1st Half: 5-11 45.5%; 2nd Half: 3-15 27.3%)

FT (1st Half: 0-4 0.0%; 2nd Half: 3-4 75.0%)

VIRGINIA	FG	3FG	FT	REB	PF	TP	A	TO	B	S	MIN
Gardner f	2-9	1-4	4-6	0-6-6	2	9	1	2	2	0	36
Shedrick f	0-2	0-0	2-2	1-1-2	2	2	1	4	6	0	23
Clark g	1-3	1-3	3-4	0-2-2	1	6	3	3	1	1	38
Beekman g	7-10	3-5	3-4	0-3-3	1	20	1	1	1	3	38
Franklin g	5-13	1-7	2-2	0-8-8	1	13	1	1	0	0	31
Poindexter	0-1	0-1	0-0	0-1-1	0	0	0	1	0	0	8
Caffaro	0-1	0-0	0-0	0-0-0	2	0	0	1	0	0	6
Millicic Jr.	0-2	0-2	0-0	0-0-0	0	0	0	1	1	0	10
Stattmann	0-0	0-0	0-0	0-0-0	0	0	0	0	0	0	4
Murray	0-0	0-0	0-1	0-2-2	1	0	0	0	0	0	3
McCorkle	0-0	0-0	0-0	0-0-0	0	0	0	0	0	0	2
TEAM				1-1-2							
Totals	15-41	6-22	14-19	2-24-26	10	50	7	14	11	4	200
Pct.	36.6	27.3	73.7	DR: 2.0							

FG (1st Half: 10-18 55.6%; 2nd Half: 5-23 21.7%)

3FG (1st Half: 3-7 42.9%; 2nd Half: 3-15 20.0%)

FT (1st Half: 4-4 100.0%; 2nd Half: 10-15 66.7%)

OFFICIALS: Ron Groover, Bert Smith, Brent Hampton
TECHNICAL FOULS: None

SCORE BY PERIODS	1ST	2ND	TOTAL
Virginia	27	23	50
Clemson	35	32	67

14 Jan. 4, 2022	CLEMSON VIRGINIA ATTENDANCE: 5,202	65 75
LITTLEJOHN COLISEUM / CLEMSON, S.C.		

VIRGINIA	FG	3FG	FT	REB	PF	TP	A	TO	B	S	MIN
Gardner f	7-11	0-0	9-10	0-5-5	3	23	2	2	0	0	34
Shedrick f	2-2	0-0	4-6	2-4-6	4	8	0	1	4	0	18
Clark g	3-9	2-5	0-0	1-3-4	1	8	2	1	0	0	38
Beekman g	4-6	0-0	0-0	0-4-4	2	8	5	1	0	1	38
Franklin g	4-11	1-6	4-4	1-3-4	3	13	1	2	0	3	30
Caffaro	3-3	0-0	2-2	0-2-2	2	8	0	0	0	0	19
Murray	0-0	0-0	2-2	1-0-1	1	2	0	1	0	0	9
Stattmann	2-4	1-3	0-0	1-1-2	1	5	2	0	0	0	14
TEAM				0-0-0							
Totals	25-46	4-14	21-24	6-22-28	17	75	12	9	4	4	200
Pct.	54.3	28.6	87.5	DR: 1.1							

FG (1st Half: 13-21 61.9%; 2nd Half: 12-25 48.0%)

3FG (1st Half: 1-6 16.7%; 2nd Half: 3-8 37.5%)

FT (1st Half: 9-9 100.0%; 2nd Half: 12-15 80.0%)

CLEMSON	FG	3FG	FT	REB	PF	TP	A	TO	B	S	MIN
Tyson f	5-8	1-3	4-5	3-6-9	3	15	2	2	2	1	30
Hall f	5-16	3-7	0-0	0-3-3	2	13	3	1	0	0	30
Dawes g	3-6	2-5	0-0	0-0-0	2	8	1	2	0	0	35
Honor g	4-5	2-2	1-2	0-0-0	1	11	4	2	0	1	29
Collins g	5-9	0-1	4-7	0-3-3	3	14	3	0	0	1	26
Hunter	0-2	0-1	0-0	0-0-0	2	0	0	0	0	1	14
Hemenway	1-1	1-1	0-0	0-2-2	2	3	1	0	0	0	16
Bohannon	0-2	0-0	0-0	1-1-2	2	0	2	2	0	0	13
Schieffelin	0-1	0-0	1-2	0-0-0	1	1	1	0	0	0	7
TEAM				2-2-4							
Totals	23-50	9-20	10-16	6-17-23	18	65	17	9	2	4	200
Pct.	46.0	45.0	62.5	DR: 4.0							

FG (1st Half: 14-25 56.0%; 2nd Half: 9-25 36.0%)

3FG (1st Half: 5-9 55.6%; 2nd Half: 4-11 36.4%)

FT (1st Half: 4-7 57.1%; 2nd Half: 6-9 66.7%)

OFFICIALS: Brian Dorsey, Clarence Armstrong, Tom Morrissey
TECHNICAL FOULS: None

SCORE BY PERIODS	1ST	2ND	TOTAL
Clemson	37	28	65
Virginia	36	39	75

15 Jan. 8, 2022	NC STATE CLEMSON ATTENDANCE: 13,425	65 70
PNC ARENA / RALEIGH, N.C.		

CLEMSON	FG	3FG	FT	REB	PF	TP	A	TO	B	S	MIN
Tyson f	3-7	0-1	0-1	2-5-7	4	6	2	2	0	0	30
Hall f	10-16	0-1	0-0	2-3-5	3	20	0	3	4	1	32
Dawes g	6-10	2-2	2-2	0-5-5	1	16	2	2	0	3	37
Honor g	2-10	0-3	4-4	0-0-0	1	8	2	2	1	1	33
Collins g	2-6	0-1	1-2	1-10-11	4	5	2	3	0	3	29
Hunter	3-3	1-1	0-0	0-1-1	2	7	0	1	0	0	14
Bohannon	2-3	0-0	1-1	0-4-4	1	5	2	3	0	1	16
Schieffelin	0-1	0-0	0-0	0-0-0	1	0	0	0	0	0	2
Hemenway	0-1	0-1	3-3	0-0-0	0	3	0	0	0	0	7
TEAM				2-1-3							
Totals	28-57	3-10	11-13	7-29-36	17	70	10	16	5	9	200
Pct.	49.1	30.0	84.6	DR: 1.1							

FG (1st Half: 13-31 41.9%; 2nd Half: 15-26 57.7%)

3FG (1st Half: 2-8 25.0%; 2nd Half: 1-2 50.0%)

FT (1st Half: 2-3 66.7%; 2nd Half: 9-10 90.0%)

NC STATE	FG	3FG	FT	REB	PF	TP	A	TO	B	S	MIN
Hellems f	2-9	2-6	2-2	1-6-7	2	8	1	3	0	4	38
Dowuona f	0-3	0-0	2-2	1-1-2	4	2	0	2	0	0	24
Smith g	0-7	0-7	2-2	1-2-3	1	2	1	5	0	2	20
Seabron g	9-20	2-5	7-11	5-2-7	3	27	3	2	2	1	34
Allen g	4-9	2-4	0-0	1-2-3	3	10	1	0	0	1	27
Hayes	2-5	1-2	2-2	0-3-3	0	7	0	1	0	1	19
Morsell	2-7	2-4	3-4	2-2-4	3	9	2	1	0	2	21
Gibson	0-0	0-0	0-0	0-0-0	0	0	0	1	1	0	10
Pass	0-0	0-0	0-0	1-1-2	1	0	0	0	0	0	2
Ross	0-0	0-0	0-0	0-0-0	1	0	0	0	0	0	4
TEAM				1-4-5							
Totals	19-60	9-28	18-23	13-23-36	18	65	8	15	2	12	200
Pct.	31.7	32.1	78.3	DR: 3.0							

FG (1st Half: 8-27 29.6%; 2nd Half: 11-33 33.3%)

3FG (1st Half: 6-16 37.5%; 2nd Half: 3-12 25.0%)

FT (1st Half: 6-8 75.0%; 2nd Half: 12-15 80.0%)

OFFICIALS: Tony Henderson, Doug Sirmons, Justin Porterfield
TECHNICAL FOULS: None

SCORE BY PERIODS	1ST	2ND	TOTAL
NC State	28	37	65
Clemson	30	40	70

16 Jan. 12, 2022	NOTRE DAME CLEMSON ATTENDANCE: 7,618	72 56
PURCELL PAVILION / NOTRE DAME, IND.		

CLEMSON	FG	3FG	FT	REB	PF	TP	A	TO	B	S	MIN
Tyson f	4-8	1-2	3-3	3-3-6	0	12	0	2	0	0	20
Hall f	7-16	0-4	0-0	1-6-7	2	14	3	2	0	0	29
Dawes g	2-11	2-10	0-0	0-2-2	1	6	2	1	0	0	29
Honor g	0-6	0-6	0-0	0-0-0	0	0	1	0	0	1	22
Collins g	1-2	0-1	3-5	0-6-6	4	5	1	1	0	0	20
Bohannon	1-3	0-0	1-1	3-3-6	2	3	1	1	0	0	17
Hunter	3-5	1-2	0-0	2-1-3	4	7	0	1	1	1	22
Schieffelin	0-1	0-0	0-0	1-3-4	2	3	0	0	0	0	10
Hemenway	3-8	2-6	1-3	0-0-0	3	9	0	1	0	1	22
Middlebrooks	0-0	0-0	0-0	0-0-0	0	0	0	0	0	0	2
Fox	0-0	0-0	0-0	0-0-0	0	0	0	1	0	0	1
Foster	0-1	0-1	0-0	0-0-0	0	0	0	0	0	0	1
J. Nauseef	0-0	0-0	0-0	0-0-0	0	0	0	0	0	0	1
D. Nauseef	0-0	0-0	0-0	1-0-1	0	0	0	0	0	0	1
TEAM				2-2-4							
Totals	21-61	6-32	8-12	13-26-39	18	56	11	10	1	3	200
Pct.	34.4	18.8	66.7	DR: 2.0							

FG (1st Half: 8-31 25.8%; 2nd Half: 13-30 43.3%)

3FG (1st Half: 2-16 12.5%; 2nd Half: 4-16 25.0%)

FT (1st Half: 4-4 100.0%; 2nd Half: 4-8 50.0%)

NOTRE DAME	FG	3FG	FT	REB	PF	TP	A	TO	B	S	MIN
Laszewski f	2-4	1-3	3-4	0-8-8	1	8	3	0	2	3	36
Atkinson Jr.f	3-6	0-0	1-1	1-3-4	0	7	0	0	0	0	27
Wesley g	6-14	2-7	6-9	1-5-6	3	20	2	4	0	0	32
Hubb g	2-9	1-5	0-0	3-2-5	2	5	3	0	0	1	32
Goodwin g	8-10	3-3	2-2	3-4-7	4	21	0	2	0	0	27
Ryan	2-7	2-6	0-1	0-7-7	4	6	0	1	0	1	24
Wert	2-5	1-2	0-0	0-0-0	2	5	3	0	0	0	17
Sanders Jr.	0-0	0-0	0-0	0-0-0	0	0	0	0	0	0	1
Zona	0-0	0-0	0-0	0-0-0	0	0	0	0	0	0	1
Morgan	0-0	0-0	0-0	0-0-0	0	0	0	0	0	0	1
TEAM				0-0-0				1			
Totals	25-55	10-26	12-17	8-29-37	16	72	11	8	2	5	200
Pct.	45.5	38.5	70.6	DR: 1.0							

2021-22 BOX SCORES

19 Jan. 22, 2022	CLEMSON PITTSBURGH ATTENDANCE: 7,408	75 48
LITTLEJOHN COLISEUM / CLEMSON, S.C.		

	FG	3FG	FT	REB	PF	TP	A	TO	B	S	MIN
PITTSBURGH											
Gueye f	1-6	1-3	0-0	1-2-3	4	3	0	3	5	2	27
Hugley f	4-12	0-3	7-8	3-5-8	0	15	0	4	0	1	31
Odukale g	3-9	2-7	2-2	0-3-4	4	10	3	3	0	0	30
Burton g	4-8	2-3	0-0	2-5-7	5	10	2	2	0	2	31
Ezeakudo g	1-7	1-5	0-0	1-0-1	0	3	1	2	0	0	32
Oladapo	0-0	0-0	0-2	0-0-0	1	0	0	1	0	0	7
Collier	1-1	0-0	0-0	0-0-0	3	2	0	2	0	0	7
Jeffress	1-3	0-1	0-0	3-3-6	2	2	0	1	0	0	19
Payton	1-2	1-1	0-1	1-0-1	0	3	1	1	0	0	6
Santos	0-0	0-0	0-0	0-0-0	0	0	0	0	0	0	6
Amadasun	0-0	0-0	0-0	0-1-1	0	0	0	0	0	0	1
TEAM				0-3-3							
Totals	16-48	7-23	9-13	11-22-33	20	48	7	20	5	5	200
Pct.	33.3	30.4	69.2	DR: 2.0							

FG (1st Half: 9-23 39.1%; 2nd Half: 7-25 28.0%)
3FG (1st Half: 4-12 33.3%; 2nd Half: 3-11 27.3%)
FT (1st Half: 5-8 62.5%; 2nd Half: 4-5 80.0%)

	FG	3FG	FT	REB	PF	TP	A	TO	B	S	MIN
CLEMSON											
Tyson f	2-6	1-2	1-2	0-2-2	2	6	1	0	1	0	20
Hall f	4-5	2-2	6-8	0-1-1	1	16	2	5	0	0	28
Dawes g	6-9	5-8	2-2	0-4-4	3	19	3	1	0	1	25
Hunter g	4-5	1-1	4-4	0-5-5	2	13	3	0	1	0	30
Collins g	2-4	2-2	4-8	0-7-7	1	10	6	2	1	3	32
Middlebrooks	1-1	0-0	0-0	0-0-0	2	2	0	0	0	0	9
Schieffelin	0-0	0-0	0-0	2-0-2	1	0	0	0	0	0	5
Hemenway	1-5	1-5	0-0	0-0-0	0	3	0	0	0	0	7
Bohannon	2-5	0-0	0-0	2-1-3	0	4	2	0	0	1	22
Honor	0-4	0-3	2-2	0-1-1	2	2	2	1	0	1	16
Fox	0-2	0-2	0-0	0-1-0	0	0	0	0	0	1	2
Foster	0-0	0-0	0-0	0-0-0	0	0	0	0	0	0	2
J. Nauseef	0-0	0-0	0-0	0-0-0	0	0	0	0	0	0	2
TEAM				1-1-2							
Totals	22-46	12-25	19-26	5-23-28	14	75	19	9	3	7	200
Pct.	47.8	48.0	73.1	DR: 4.0							

FG (1st Half: 12-25 48.0%; 2nd Half: 10-21 47.6%)
3FG (1st Half: 5-13 38.5%; 2nd Half: 7-12 58.3%)
FT (1st Half: 9-10 90.0%; 2nd Half: 10-16 62.5%)

OFFICIALS: Roger Ayers, Mark Schnur, Jeff Pon
TECHNICAL FOULS: Pittsburgh Head Coach, 7:06 (2nd Half)

SCORE BY PERIODS	1ST	2ND	TOTAL
Clemson	38	37	75
Pittsburgh	27	21	48

20 Jan. 25, 2022	CLEMSON No. 9/7 DUKE ATTENDANCE: 9,314	69 71
CAMERON INDOOR STADIUM / DURHAM, N.C.		

	FG	3FG	FT	REB	PF	TP	A	TO	B	S	MIN
CLEMSON											
Tyson f	6-12	1-3	0-0	4-4-8	3	13	1	0	1	0	28
Hall f	6-21	2-7	0-0	4-6-10	2	14	3	1	1	0	34
Dawes g	2-5	2-4	0-0	0-0-0	1	6	5	1	0	2	24
Hunter g	5-10	2-2	0-0	2-5-7	2	12	5	1	0	0	27
Collins g	4-8	1-1	0-0	3-6-9	2	9	3	2	0	2	34
Middlebrooks	0-1	0-0	0-0	0-0-0	2	0	0	0	0	1	5
Hemenway	2-4	1-3	0-1	1-0-1	1	5	0	1	0	0	14
Honor	3-7	2-5	0-0	0-1-1	0	8	2	1	0	2	20
Bohannon	1-3	0-1	0-0	0-1-1	0	2	0	0	0	1	12
TEAM				0-2-2							
Totals	29-71	11-26	0-1	14-25-39	13	69	19	10	1	9	200
Pct.	40.8	42.3	0.0	DR: 1.0							

FG (1st Half: 15-35 42.9%; 2nd Half: 14-36 38.9%)
3FG (1st Half: 6-12 50.0%; 2nd Half: 5-14 35.7%)
FT (1st Half: 0-0 0.0%; 2nd Half: 0-1 0.0%)

	FG	3FG	FT	REB	PF	TP	A	TO	B	S	MIN
DUKE											
Moore Jr. f	4-10	3-5	2-2	0-5-5	1	13	1	3	0	2	40
Banchero f	8-15	2-5	1-1	1-6-7	2	19	4	4	1	0	29
Griffin f	1-7	0-1	3-3	0-3-3	1	5	2	2	0	0	22
Williams c	3-3	0-0	4-5	0-10-10	1	10	2	2	3	1	32
Roach g	3-8	1-3	1-2	1-3-4	1	8	9	1	0	0	40
John	0-1	0-0	0-0	1-0-1	0	0	0	0	0	0	8
Baker	4-5	3-4	0-0	0-0-0	4	11	0	0	0	0	18
Jones	2-3	1-2	0-0	0-0-0	0	5	0	0	0	1	9
Blakes	0-0	0-0	0-0	0-0-0	0	0	0	0	0	0	2
TEAM				0-1-1							
Totals	25-52	10-20	11-13	3-28-31	10	71	18	12	4	4	200
Pct.	48.1	50.0	84.6	DR: 1.0							

FG (1st Half: 11-24 45.8%; 2nd Half: 14-28 50.0%)
3FG (1st Half: 6-10 60.0%; 2nd Half: 4-10 40.0%)
FT (1st Half: 8-10 80.0%; 2nd Half: 3-3 100.0%)

OFFICIALS: Ron Groover, Mike Roberts, Raymie Styons
TECHNICAL FOULS: N/A

SCORE BY PERIODS	1ST	2ND	TOTAL
Duke	36	35	71
Clemson	36	33	69

21 Feb. 2, 2022	FLORIDA STATE CLEMSON ATTENDANCE: 6,578	69 75
LITTLEJOHN COLISEUM / CLEMSON, S.C.		

	FG	3FG	FT	REB	PF	TP	A	TO	B	S	MIN
FLORIDA STATE											
Butler f	4-10	1-5	0-0	0-3-3	3	9	3	1	1	1	30
Ngom c	3-3	0-0	0-0	0-2-2	0	6	1	1	1	0	21
Evans g	4-8	1-3	2-3	0-0-0	0	11	1	0	1	2	26
Polite g	1-2	1-2	2-2	1-4-5	3	5	2	2	0	1	23
Mills g	6-11	1-2	3-4	0-1-1	2	16	2	1	1	3	31
Warley	0-3	0-1	1-4	1-0-1	2	1	3	0	1	0	14
Fletcher	2-3	1-2	0-0	0-3-3	2	5	1	2	0	0	7
McLeod	0-0	0-0	0-0	0-0-0	0	0	0	0	0	0	2
Wilkes	1-3	1-3	0-0	0-1-1	1	3	1	0	0	1	9
Cleveland	3-8	0-2	2-3	0-2-2	2	8	2	1	0	1	20
Prieto	2-3	1-2	0-0	1-1-2	1	5	0	0	1	0	16
TEAM				2-2-4							
Totals	26-54	7-22	10-16	5-19-24	17	69	16	9	6	9	200
Pct.	48.1	31.8	62.5	DR: 2.0							

FG (1st Half: 14-29 48.3%; 2nd Half: 12-25 48.0%)
3FG (1st Half: 3-11 27.3%; 2nd Half: 4-11 36.4%)
FT (1st Half: 5-8 62.5%; 2nd Half: 5-8 62.5%)

	FG	3FG	FT	REB	PF	TP	A	TO	B	S	MIN
CLEMSON											
Tyson f	1-2	1-1	0-0	1-0-1	0	3	1	1	0	0	9
Hall f	5-8	0-0	5-6	2-5-7	4	15	0	1	1	1	27
Dawes g	2-9	0-6	0-0	0-3-3	1	4	3	3	0	3	27
Hunter g	4-6	0-0	4-7	0-2-2	2	12	0	2	0	0	24
Collins g	3-6	1-2	2-4	1-7-8	1	9	3	2	0	0	28
Middlebrooks	0-0	0-0	0-0	0-0-0	2	0	0	0	1	0	3
Honor	5-7	2-2	0-0	0-1-1	4	12	4	2	0	0	22
Bohannon	5-7	0-0	1-1	3-2-5	1	11	3	1	0	0	30
Hemenway	2-5	2-4	3-3	0-3-3	1	9	1	0	0	0	18
Schieffelin	0-2	0-0	0-0	2-3-5	1	0	0	1	0	1	10
TEAM				1-1-2							
Totals	27-52	6-15	15-21	10-27-37	17	75	15	14	2	4	200
Pct.	51.9	40.0	71.4	DR: 2.0							

FG (1st Half: 17-28 60.7%; 2nd Half: 10-24 41.7%)
3FG (1st Half: 5-10 50.0%; 2nd Half: 1-5 20.0%)
FT (1st Half: 6-8 75.0%; 2nd Half: 9-13 69.2%)

OFFICIALS: Lee Cassell, Pat Driscoll, Keith Kimble
TECHNICAL FOULS: N/A

SCORE BY PERIODS	1ST	2ND	TOTAL
Clemson	45	30	75
Florida State	36	33	69

22 Feb. 5, 2022	CLEMSON GEORGIA TECH ATTENDANCE: 5,784	64 69
McCAMISH PAVILION / ATLANTA, GA.		

	FG	3FG	FT	REB	PF	TP	A	TO	B	S	MIN
CLEMSON											
Hall f	9-15	0-2	0-0	4-4-8	1	18	4	3	2	1	28
Bohannon f	4-6	0-0	1-2	2-6-8	2	9	5	0	2	0	30
Dawes g	6-11	6-10	0-0	0-2-2	2	18	2	4	0	2	28
Hunter g	1-7	0-3	2-2	1-4-5	1	4	5	3	0	1	34
Collins g	2-5	0-1	2-2	1-5-6	3	6	1	2	1	2	30
Schieffelin	2-5	0-1	0-0	1-2-3	1	4	0	0	1	0	13
Honor	0-5	0-3	0-0	0-0-0	1	0	2	1	0	0	19
Hemenway	0-4	0-4	5-5	0-1-1	2	5	0	0	0	1	17
TEAM				1-0-1							
Totals	24-58	6-24	10-11	10-24-34	13	64	16	18	4	9	200
Pct.	41.4	25.0	90.9	DR: 2.1							

FG (1st Half: 9-25 36.0%; 2nd Half: 15-33 45.5%)
3FG (1st Half: 1-9 11.1%; 2nd Half: 5-15 33.3%)
FT (1st Half: 1-2 50.0%; 2nd Half: 9-9 100.0%)

	FG	3FG	FT	REB	PF	TP	A	TO	B	S	MIN
GEORGIA TECH											
Usher f	5-11	2-5	2-3	1-3-4	3	14	2	4	0	3	25
Moore f	2-4	0-0	1-1	0-2-2	0	5	1	0	0	1	22
Howard c	1-2	0-0	0-0	0-1-1	0	2	1	0	0	1	7
Devoe g	1-7	1-5	0-0	1-1-2	3	3	5	3	0	1	32
Sturdivant g	3-5	1-2	1-2	0-5-5	1	8	2	1	1	0	27
Meka	1-5	0-0	0-0	2-3-5	4	2	0	0	0	3	27
Coleman	3-8	3-7	0-0	0-1-1	3	9	1	3	0	0	21
Smith	6-10	0-1	4-5	4-4-8	1	16	6	5	0	1	26
Kelly	3-5	3-5	1-2	1-2-3	0	10	2	0	0	0	23
TEAM				1-1-2							
Totals	25-57	10-25	9-13	10-23-33	15	69	18	18	1	10	

2021-22 BOX SCORES

25	NOTRE DAME CLEMSON	76 61
Feb. 12, 2022	ATTENDANCE: 7,524	
LITTLEJOHN COLISEUM / CLEMSON, S.C.		

NOTRE DAME	FG	3FG	FT	REB	PF	TP	A	TO	B	S	MIN
Atkinson Jr. f	4-6	0-0	1-2	1-3-4	3	9	4	0	0	1	26
Wesley f	7-12	5-6	2-4	0-6-6	1	21	3	3	0	1	31
Hubb g	2-9	1-5	0-0	0-5-5	1	5	3	0	0	0	34
Ryan g	5-8	3-4	0-0	2-4-6	1	13	1	1	0	2	35
Goodwin g	8-13	3-5	1-2	0-6-6	0	20	2	1	0	1	34
Laszewski g	0-2	0-2	0-0	0-4-4	1	0	0	1	0	0	16
Wertz g	3-5	1-2	1-2	0-0-0	0	8	3	0	0	0	23
Zona g	0-0	0-0	0-0	0-0-0	0	0	0	0	1	0	1
TEAM				1-2-3							
Totals	29-55	13-24	5-10	4-30-34	7	76	16	7	1	5	200
Pct.	52.7	54.2	50.0	DR: 3.0							

FG (1st Half: 15-29 51.7%; 2nd Half: 14-26 53.8%)

3FG (1st Half: 6-11 54.5%; 2nd Half: 7-13 53.8%)

FT (1st Half: 2-3 66.7%; 2nd Half: 3-7 42.9%)

CLEMSON	FG	3FG	FT	REB	PF	TP	A	TO	B	S	MIN
Schieffelin f	3-5	0-0	0-0	2-7-9	0	6	1	1	0	2	21
Hall f	9-19	0-0	1-1	3-4-7	2	19	1	2	1	1	29
Dawes g	0-6	0-4	0-0	0-2-2	0	0	1	1	0	1	25
Hunter g	2-7	1-4	1-2	0-3-3	3	6	3	0	0	0	31
Honor g	4-9	2-5	2-2	0-0-0	2	12	2	1	0	0	37
Hemenway g	3-6	2-5	0-0	0-0-0	1	8	0	0	0	0	27
Bohannon g	5-9	0-0	0-0	1-6-7	0	10	2	0	0	1	30
TEAM				0-2-2							
Totals	26-61	5-18	4-5	6-24-30	8	61	10	5	0	5	200
Pct.	42.6	27.8	80.0	DR: 2.0							

FG (1st Half: 12-30 40.0%; 2nd Half: 14-31 45.2%)

3FG (1st Half: 2-9 22.2%; 2nd Half: 3-9 33.3%)

FT (1st Half: 2-2 100.0%; 2nd Half: 4-5 80.0%)

OFFICIALS: Lee Cassell, Earl Walton, Justin Porterfield

TECHNICAL FOULS: None

SCORE BY PERIODS	1ST	2ND	TOTAL
Clemson	28	33	61
Notre Dame	38	38	76

26	CLEMSON FLORIDA STATE	80 81
Feb. 15, 2022	ATTENDANCE: 6,801	
DONALD L. TUCKER CENTER / TALLAHASSEE, FLA.		

CLEMSON	FG	3FG	FT	REB	PF	TP	A	TO	B	S	MIN
Schieffelin f	0-1	0-0	0-0	0-1-1	4	0	0	2	0	1	11
Hall f	8-13	0-1	12-13	3-3-6	4	28	1	0	1	0	30
Hunter g	0-6	0-2	3-4	1-0-1	3	3	4	2	0	0	27
Honor g	1-7	0-4	2-2	1-3-4	5	4	2	1	0	1	23
Collins g	2-3	0-1	3-4	4-7-11	3	7	4	0	1	1	29
Middlebrooks g	0-0	0-0	0-0	0-0-0	1	0	0	0	0	0	5
Dawes g	5-13	4-11	4-4	0-1-1	1	18	1	2	0	2	22
Bohannon g	2-4	0-0	4-7	3-6-9	3	8	2	3	0	0	30
Hemenway g	4-10	2-8	2-2	0-3-3	0	12	0	0	0	0	22
TEAM				2-3-5							
Totals	22-57	6-27	30-36	14-27-41	24	80	14	10	2	5	200
Pct.	38.6	22.2	83.3	DR: 4.0							

FG (1st Half: 13-35 37.1%; 2nd Half: 9-22 40.9%)

3FG (1st Half: 3-19 15.8%; 2nd Half: 3-8 37.5%)

FT (1st Half: 11-13 84.6%; 2nd Half: 19-23 82.6%)

FLORIDA STATE	FG	3FG	FT	REB	PF	TP	A	TO	B	S	MIN
Butler f	1-4	1-2	1-2	1-5-6	4	4	1	1	3	0	19
Wilkes f	2-7	2-6	0-0	0-2-2	4	6	3	3	0	1	29
Ngom c	1-3	0-1	4-4	2-2-4	4	6	1	0	3	0	23
Evans g	7-13	2-3	12-13	0-3-3	2	28	4	0	0	2	33
Cleveland g	6-13	0-0	1-2	0-1-1	3	13	0	1	0	0	30
Prieto g	0-1	0-0	0-0	0-1-1	1	0	0	0	0	0	13
Fletcher g	4-10	2-6	7-8	3-5-8	1	17	1	0	0	2	27
Warley g	2-3	0-0	0-1	0-1-1	3	4	4	3	0	0	20
Lindner g	1-1	1-1	0-0	0-1-1	0	3	0	0	0	0	2
Ballard g	0-0	0-0	0-0	0-0-0	0	0	0	0	0	0	2
TEAM				1-1-2							
Totals	24-55	8-19	25-30	7-22-29	22	81	14	8	6	5	200
Pct.	43.6	42.1	83.3	DR: 2.1							

FG (1st Half: 12-27 44.4%; 2nd Half: 12-28 42.9%)

3FG (1st Half: 2-9 22.2%; 2nd Half: 6-10 60.0%)

FT (1st Half: 10-11 90.9%; 2nd Half: 15-19 78.9%)

OFFICIALS: Bert Smith, Brian O'Connell, AJ Desai

TECHNICAL FOULS: None

SCORE BY PERIODS	1ST	2ND	TOTAL
Florida State	36	45	81
Clemson	40	40	80

27	CLEMSON LOUISVILLE	61 70
Feb. 19, 2022	ATTENDANCE: 13,242	
KFC YUM! CENTER / LOUISVILLE, KY.		

CLEMSON	FG	3FG	FT	REB	PF	TP	A	TO	B	S	MIN
Schieffelin f	3-10	1-3	0-0	2-2-4	4	7	1	4	0	0	26
Hall f	1-1	0-0	0-0	0-0-0	0	2	0	0	0	0	1
Hunter g	4-9	1-3	1-1	1-1-2	3	10	3	2	0	0	31
Honor g	1-5	0-2	0-0	0-0-0	0	2	1	1	0	1	16
Collins g	2-6	0-2	0-0	1-9-10	2	4	4	2	0	1	32
Bohannon g	5-10	0-0	1-3	2-2-4	2	11	0	1	0	0	34
Dawes g	6-11	6-10	0-0	1-6-7	1	18	2	1	0	0	30
Hemenway g	1-3	1-3	0-0	0-1-1	0	3	0	0	0	0	15
Middlebrooks g	2-3	0-0	0-0	0-2-2	4	4	0	1	0	1	14
TEAM				0-3-3							
Totals	25-58	9-23	2-4	7-26-33	16	61	11	12	0	3	200
Pct.	43.1	39.1	50.0	DR: 0.0							

FG (1st Half: 11-26 42.3%; 2nd Half: 14-32 43.8%)

3FG (1st Half: 4-12 33.3%; 2nd Half: 5-11 45.5%)

FT (1st Half: 1-2 50.0%; 2nd Half: 1-2 50.0%)

LOUISVILLE	FG	3FG	FT	REB	PF	TP	A	TO	B	S	MIN
Williams f	3-7	1-4	5-7	2-3-5	1	12	1	2	0	2	28
Davis f	2-4	0-2	1-1	0-0-0	3	5	0	1	0	0	8
Withers f	3-8	1-4	0-0	2-8-10	1	7	0	1	2	1	30
Ellis g	3-7	2-5	3-4	0-1-1	0	11	3	1	0	0	30
West g	1-5	1-4	0-0	1-6-7	0	3	2	0	0	2	30
Locke g	6-12	3-8	0-0	0-2-2	1	15	2	0	0	1	28
Williamson g	2-4	0-0	0-0	0-2-2	1	4	1	1	0	1	14
Traynor g	2-3	0-1	0-0	2-1-3	1	4	0	0	1	0	10
Faulkner g	1-3	0-1	0-0	1-0-1	0	2	0	0	0	1	10
Curry g	3-4	0-0	1-2	0-5-5	2	7	1	2	1	0	12
TEAM				0-0-0							
Totals	26-57	8-29	10-14	8-28-36	10	70	10	8	4	8	200
Pct.	45.6	27.6	71.4	DR: 1.0							

FG (1st Half: 11-26 42.3%; 2nd Half: 15-31 48.4%)

3FG (1st Half: 0-10 0.0%; 2nd Half: 8-19 42.1%)

FT (1st Half: 6-8 75.0%; 2nd Half: 4-6 66.7%)

OFFICIALS: Brian Dorsey, Tim Clougherty, Tony Henderson

TECHNICAL FOULS: None

SCORE BY PERIODS	1ST	2ND	TOTAL
Louisville	28	42	70
Clemson	27	34	61

28	WAKE FOREST CLEMSON	69 80
Feb. 23, 2022	ATTENDANCE: 5,782	
LITTLEJOHN COLISEUM / CLEMSON, S.C.		

WAKE FOREST	FG	3FG	FT	REB	PF	TP	A	TO	B	S	MIN
Walton c	1-5	0-0	0-0	1-0-1	3	2	0	1	2	0	26
LaRavia g	4-13	1-5	6-6	3-5-8	2	15	1	3	0	3	40
Williamson g	3-9	2-7	0-0	1-3-4	2	8	3	1	1	0	36
Monsanto g	6-14	4-11	1-2	2-5-7	2	17	1	2	0	0	31
Williams g	5-11	1-6	2-4	1-3-4	5	13	4	4	0	1	26
Sy g	0-0	0-0	0-0	1-2-3	2	0	0	0	0	0	4
Hildreth g	2-2	1-1	1-2	1-0-1	1	6	2	0	0	0	19
Whitt g	0-2	0-2	0-0	0-2-2	0	2	1	0	0	0	6
Marsh g	4-5	0-0	0-0	1-1-2	1	8	0	0	0	0	11
TEAM				2-2-4							
Totals	25-61	9-32	10-14	13-23-36	18	69	13	12	3	4	200
Pct.	41.0	28.1	71.4	DR: 3.0							

FG (1st Half: 11-27 40.7%; 2nd Half: 14-34 41.2%)

3FG (1st Half: 7-18 38.9%; 2nd Half: 2-14 14.3%)

FT (1st Half: 4-6 66.7%; 2nd Half: 6-8 75.0%)

CLEMSON	FG	3FG	FT	REB	PF	TP	A	TO	B	S	MIN
Schieffelin f	4-10	0-1	2-4	1-4-5	5	10	2	2	1	0	28
Middlebrooks f	0-1	0-0	0-0	0-2-2	4	0	1	2	0	2	20
Hunter g	10-12	1-2	0-0	0-4-4	1	21	2	3	0	2	33
Honor g	5-7	2-3	1-2	0-1-1	0	13	2	0	0	0	26
Collins g	1-5	1-3	4-6	0-8-8	2	7	4	2	0	2	30
Dawes g	5-11	3-8	6-6	1-2-3	0	19	4	0	0	0	29
Bohannon g	3-7	0-0	1-1	1-2-3	4	7	3	1	0	1	31
Hemenway g	1-1	1-1	0-0	1-0-1	0	3	0	0	0	0	2
TEAM				3-1-4							
Totals	29-54	8-18	14-19	6-24-30	16	80	18	11	1	7	200
Pct.	53.7	44.4	73.7	DR: 1.0							

FG (1st Half: 14-27 51.9%; 2nd Half: 15-27 55.6%)

3FG (1st Half: 4-8 50.0%; 2nd Half: 4-10 40.0%)

FT (1st Half: 4-7 57.1%; 2nd Half: 10-12 83.3%)

OFFICIALS: Ted Valentine, Bert Smith, Earl Walton

TECHNICAL FOULS: None

SCORE BY PERIODS	1ST	2ND	TOTAL
Clemson	36	44	80
Wake Forest	33	36	69

29	CLEMSON BOSTON COLLEGE	70 60
Feb. 26, 2022	ATTENDANCE: 6,316	
SILVIO O. CONTE FORUM / CHESTNUT HILL, MASS.		

CLEMSON	FG	3FG	FT	REB	PF	TP	A	
---------	----	-----	----	-----	----	----	---	--

2021-22 BOX SCORES

31 March 5, 2022	VIRGINIA TECH CLEMSON ATTENDANCE: 7,295 LITTLEJOHN COLISEUM / CLEMSON, S.C.	59 63
----------------------------	--	------------------

VIRGINIA TECH	FG	3FG	FT	REB	PF	TP	A	TO	B	S	MIN
Aluma f	3-8	1-3	0-0	0-8-8	2	7	3	3	2	1	36
Mutts f	4-8	1-3	6-7	4-5-9	3	15	1	5	0	0	26
Cattoor g	1-6	1-5	0-0	0-2-2	3	3	2	1	0	0	31
Alleyne g	6-13	5-10	0-0	1-4-5	0	17	0	0	0	2	31
Murphy g	2-4	0-2	0-0	0-1-1	2	4	1	1	0	0	17
Pedulla g	1-6	0-3	6-6	0-0-0	3	8	1	1	0	1	23
Maddox	2-3	1-2	0-0	1-1-2	2	5	0	1	0	1	19
N'Guessan	0-3	0-2	0-0	2-0-2	1	0	1	1	2	0	16
TEAM				1-1-2							0
Totals	19-51	9-30	12-13	9-22-31	16	59	9	13	4	5	200
Pct.	37.3	30.0	92.3	DR: 0.1							

FG (1st Half: 11-25 44.0%; 2nd Half: 8-26 30.8%)

3FG (1st Half: 7-17 41.2%; 2nd Half: 2-13 15.4%)

FT (1st Half: 4-4 100.0%; 2nd Half: 8-9 88.9%)

CLEMSON	FG	3FG	FT	REB	PF	TP	A	TO	B	S	MIN
Tyson f	2-7	1-3	0-0	0-4-4	1	5	2	0	0	1	24
Middlebrooks f	0-1	0-0	0-0	0-2-2	1	0	0	1	0	0	14
Hunter g	0-4	0-3	1-2	0-3-3	2	1	2	2	0	1	27
Honor g	1-4	0-3	4-4	0-2-2	3	6	1	2	0	2	25
Collins g	4-5	2-2	0-0	0-1-1	4	10	1	0	0	1	30
Schieffelin	1-3	0-0	2-2	2-2-4	0	4	4	1	1	0	11
Hall	5-9	0-0	2-2	1-3-4	4	12	0	5	0	2	13
Bohannon	2-5	0-0	0-0	0-0-0	1	4	0	0	0	0	12
Hemenway	4-4	3-3	0-1	1-1-2	0	11	0	0	0	0	16
TEAM				2-2-4							0
Totals	21-48	8-20	13-16	6-23-29	16	63	13	12	1	8	200
Pct.	43.8	40.0	81.3	DR: 1.1							

FG (1st Half: 9-24 37.5%; 2nd Half: 12-24 50.0%)

3FG (1st Half: 4-11 36.4%; 2nd Half: 4-9 44.4%)

FT (1st Half: 8-10 80.0%; 2nd Half: 5-6 83.3%)

OFFICIALS: Bert Smith, Lee Cassell, Jeff Pon

TECHNICAL FOULS: None

SCORE BY PERIODS	1ST	2ND	TOTAL
Clemson	30	33	63
Georgia Tech	33	26	59

32 March 8, 2022	NC STATE CLEMSON ATTENDANCE: 6,222 BARCLAYS CENTER / BROOKLYN, N.Y.	64 70
----------------------------	--	------------------

NC STATE	FG	3FG	FT	REB	PF	TP	A	TO	B	S	MIN
Hellemis f	3-13	3-8	4-5	1-7-8	4	13	0	1	0	3	39
Dowuona f	3-5	0-0	0-0	1-1-2	3	6	0	0	1	0	20
Smith g	2-13	0-7	3-3	2-2-4	3	7	4	2	0	0	29
Seabron g	5-16	0-2	9-11	3-9-12	4	19	6	1	2	1	38
Morsell g	3-10	1-6	0-2	0-5-5	3	7	1	0	0	2	34
Hayes	0-0	0-0	0-0	0-0-0	0	0	2	1	0	0	7
Gibson	4-4	0-0	0-1	0-5-5	1	8	0	0	0	0	19
Pass	2-2	0-0	0-0	0-0-0	2	4	0	1	0	0	12
TEAM				3-2-5							1
Totals	22-63	4-23	16-22	10-31-41	20	64	13	7	3	6	200
Pct.	34.9	17.4	72.7	DR: 2.0							

FG (1st Half: 10-26 38.5%; 2nd Half: 12-37 32.4%)

3FG (1st Half: 3-11 27.3%; 2nd Half: 1-12 8.3%)

FT (1st Half: 1-2 50.0%; 2nd Half: 15-20 75.0%)

CLEMSON	FG	3FG	FT	REB	PF	TP	A	TO	B	S	MIN
Tyson f	2-7	0-3	2-2	3-4-7	2	6	2	1	0	2	23
Hall f	7-12	0-2	4-6	3-7-10	4	18	3	3	4	0	31
Hunter g	2-5	1-3	3-4	0-1-1	4	8	4	1	0	1	19
Honor g	5-11	2-5	1-2	0-1-1	1	13	0	1	0	0	35
Collins g	2-6	0-1	3-6	1-9-10	4	7	0	0	0	0	20
Dawes	4-8	3-8	1-2	0-3-3	0	12	0	2	0	0	26
Bohannon	3-6	0-0	0-0	2-2-4	1	6	0	0	0	1	25
Middlebrooks	0-0	0-0	0-0	0-1-1	1	0	0	1	0	0	2
Schieffelin	0-2	0-0	0-0	1-2-3	2	0	0	0	0	0	6
Hemenway	0-2	0-1	0-1	0-0-0	1	0	1	0	0	0	11
TEAM				1-5-6							1
Totals	25-60	6-23	14-23	11-35-46	20	70	10	10	4	4	200
Pct.	41.7	26.1	60.9	DR: 2.0							

FG (1st Half: 12-29 41.4%; 2nd Half: 13-31 41.9%)

3FG (1st Half: 2-9 22.2%; 2nd Half: 4-14 28.6%)

FT (1st Half: 3-7 42.9%; 2nd Half: 11-16 68.8%)

OFFICIALS: Jamie Luckie, AJ Desai, Jerry Heater

TECHNICAL FOULS: None

SCORE BY PERIODS	1ST	2ND	TOTAL
Clemson	29	41	70
NC State	24	40	64

33 March 9, 2022	CLEMSON VIRGINIA TECH ATTENDANCE: 8,174 BARCLAYS CENTER / BROOKLYN, N.Y.	75 76
----------------------------	---	------------------

CLEMSON	FG	3FG	FT	REB	PF	TP	A	TO	B	S	MIN
Tyson f	5-9	1-5	1-1	0-7-7	2	12	2	0	0	2	31
Hall f	5-11	2-4	4-6	2-3-5	4	16	3	0	2	0	32
Hunter g	5-10	2-3	1-2	0-2-2	2	13	3	0	0	0	40
Honor g	3-8	1-4	0-0	0-2-2	0	7	2	0	0	1	32
Collins g	5-10	0-2	2-2	0-4-4	5	12	1	2	0	1	31
Bohannon	1-4	0-0	2-2	1-2-3	0	4	1	0	0	2	16
Dawes	2-4	1-3	1-3	0-1-1	1	6	4	1	0	0	26
Middlebrooks	0-0	0-0	0-0	0-0-0	1	0	0	0	0	0	2
Hemenway	2-3	1-2	0-0	0-0-0	1	5	0	1	0	1	11
Schieffelin	0-1	0-0	0-0	2-0-2	0	0	0	1	0	0	4
TEAM				1-2-3							2
Totals	28-60	8-23	11-16	6-23-29	16	75	16	7	2	7	200
Pct.	46.7	34.8	68.8	DR: 3.0							

FG (1st Half: 13-28 46.4%; 2nd Half: 13-27 48.1%; OT: 2-5 40.0%)

3FG (1st Half: 4-11 36.4%; 2nd Half: 3-10 30.0%; OT: 1-2 50.0%)

FT (1st Half: 2-4 50.0%; 2nd Half: 5-6 83.3%; OT: 4-6 66.7%)

VIRGINIA TECH	FG	3FG	FT	REB	PF	TP	A	TO	B	S	MIN
Aluma f	7-15	3-5	2-4	1-9-10	3	19	1	3	2	0	34
Mutts f	4-8	0-2	1-2	3-7-10	3	9	2	3	2	1	37
Cattoor g	2-6	2-6	0-3	1-3-4	3	6	3	1	1	0	29
Alleyne g	2-5	0-3	0-0	0-2-2	2	4	2	1	0	0	39
Murphy g	5-9	5-8	0-0	0-1-1	0	15	4	2	0	0	33
N'Guessan	2-2	0-0	5-7	2-4-6	4	9	0	0	0	0	18
Maddox	3-6	2-3	0-0	1-0-1	2	8	0	2	0	0	23
Pedulla	1-4	0-1	4-4	0-1-1	2	6	2	2	0	2	12
TEAM				0-1-1							0
Totals	26-55	12-28	12-20	8-28-36	19	76	14	14	5	3	200
Pct.	47.3	42.9	60.0	DR: 6.0							

FG (1st Half: 15-24 62.5%; 2nd Half: 8-24 33.3%; OT: 3-7 42.9%)

3FG (1st Half: 6-8 75.0%; 2nd Half: 4-16 25.0%; OT: 2-4 50.0%)

FT (1st Half: 7-7 100.0%; 2nd Half: 3-10 30.0%; OT: 2-3 66.7%)

OFFICIALS: Roger Ayers, Tommy Morrissey, Tony Henderson

TECHNICAL FOULS: None

SCORE BY PERIODS	1ST	2ND	OT	TOTAL
Virginia Tech	43	23	10	76
Clemson	32	34	9	75

SEASON STATISTICS



2021-22 Clemson Men's Basketball Combined Team Statistics All games

Page 1/1
as of Mar 10, 2022

Game Records

Record	Overall	Home	Away	Neutral
ALL GAMES	17-16	11-5	3-8	3-3
CONFERENCE	8-12	5-5	3-7	0-0
NON-CONFERENCE	9-4	6-0	0-1	3-3

Score by Periods

Team	1st	2nd	OT	TOT
Clemson	1100	1242	25	2367
Opponents	1067	1176	16	2259

Team Box Score

No.	Player				Total		3-Point		F-Throw		Rebounds													
		GP-GS	MIN	AVG	FG-FGA	FG%	3FG-3FGA	3FG%	FT-FTA	FT%	OFF	DEF	TOT	AVG	PF	DQ	A	TO	BLK	STL	PTS	AVG		
24	HALL, PJ	30-29	822:35	27.4	179-363	.493	24-78	.308	82-105	.781	52	122	174	5.8	76	1	48	54	38	16	464	15.5		
2	DAWES, Al-Amir	33-25	979:40	29.7	119-294	.405	84-211	.398	50-59	.847	4	90	94	2.8	38	0	75	54	1	30	372	11.3		
13	COLLINS, David	32-32	924:59	28.9	115-225	.511	19-50	.380	79-132	.598	36	186	222	6.9	91	2	75	60	6	50	328	10.3		
5	TYSON, Hunter	25-24	638:22	25.5	90-193	.466	26-75	.347	44-56	.786	33	104	137	5.5	54	0	32	24	8	20	250	10.0		
4	HONOR, Nick	33-25	839:13	25.4	90-228	.395	37-114	.325	38-42	.905	9	36	45	1.4	43	1	79	31	2	28	255	7.7		
3	HUNTER, Chase	33-15	748:59	22.7	78-173	.451	20-58	.345	45-60	.750	16	72	88	2.7	57	0	60	33	6	15	221	6.7		
33	BOHANNON, Naz	33-2	700:40	21.2	82-156	.526	1-2	.500	24-35	.686	47	87	134	4.1	43	0	56	40	3	14	189	5.7		
12	HEMENWAY, Alex	31-2	453:35	14.6	50-121	.413	39-96	.406	22-31	.710	6	35	41	1.3	40	0	10	10	0	7	161	5.2		
1	SCHIEFFELIN, Ian	30-7	348:60	11.6	34-86	.395	5-16	.313	20-28	.714	28	56	84	2.8	48	1	27	22	6	7	93	3.1		
10	MIDDLEBROOKS, Ben	26-4	168:24	6.5	13-22	.591	0-0	.000	5-8	.625	9	19	28	1.1	30	0	8	11	6	7	31	1.2		
11	FOX, Parker	6-0	09:12	1.5	1-3	.333	1-3	.333	0-0	.000	0	3	3	0.5	0	0	0	2	1	1	3	0.5		
32	NAUSEEF, Daniel	2-0	01:40	0.8	0-0	.000	0-0	.000	0-0	.000	1	0	1	0.5	0	0	0	0	0	0	0	0.0		
15	NAUSEEF, Jack	5-0	06:09	1.2	0-3	.000	0-2	.000	0-0	.000	0	0	0	0.0	1	0	0	0	0	0	0	0.0		
14	FOSTER, Devin	6-0	07:33	1.3	0-1	.000	0-1	.000	0-0	.000	0	1	1	0.2	0	0	0	2	0	0	0	0.0		
Team											40	51	91					21						
Total		33	6650		851-1868	.456	256-706	.363	409-556	.736	281	862	1143	34.6	521	5	470	364	77	195	2367	71.7		
Opponents		33	6650		791-1858	.426	264-792	.333	413-541	.763	274	808	1082	32.8	530	9	400	375	123	178	2259	68.5		

Team Statistics

	CLEM	OPP
Scoring	2367	2259
Points per game	71.7	68.5
Scoring margin	+3.3	-
Field goals-att	851-1868	791-1858
Field goal pct	.456	.426
3 point fg-att	256-706	264-792
3-point FG pct	.363	.333
3-pt FG made per game	7.8	8.0
Free throws-att	409-556	413-541
Free throw pct	.736	.763
F-Throws made per game	12.4	12.5
Rebounds	1143	1082
Rebounds per game	34.6	32.8
Rebounding margin	+1.8	-
Assists	470	400
Assists per game	14.2	12.1
Turnovers	364	375
Turnovers per game	11.0	11.4
Turnover margin	+0.3	-
Assist/turnover ratio	1.3	1.1
Steals	195	178
Steals per game	5.9	5.4
Blocks	77	123
Blocks per game	2.3	3.7
Winning streak	0	-
Home win streak	3	-
Attendance	106578	103005
Home games-Avg/Game	16-6661	11-9364
Neutral site-Avg/Game	-	6-5813

Team Results

Date	Opponent		Score	Att.
11/09/2021	Presbyterian	W	64-53	6144
11/12/2021	Wofford	W	76-68	8118
11/15/2021	Bryant	W	93-70	5411
11/18/2021	vs Temple	W	75-48	3639
11/19/2021	vs St. Bonaventure	L	65-68	3464
11/21/2021	vs West Virginia	L	59-66	4820
11/26/2021	Charleston So.	W	91-59	5770
11/30/2021	at Rutgers	L	64-74	8050
12/04/2021	at Miami (FL)	L	75-80	3388
12/11/2021	vs Drake	Wot	90-80	8557
12/14/2021	Miami (OH)	W	89-76	5154
12/18/2021	South Carolina	W	70-56	6677
12/22/2021	at Virginia	W	67-50	13857
01/04/2022	Virginia	L	65-75	5202
01/08/2022	at NC State	W	70-65	13425
01/12/2022	at Notre Dame	L	56-72	7618
01/15/2022	Boston College	L	68-70	7443
01/18/2022	at Syracuse	L	78-91	15210
01/22/2022	Pittsburgh	W	75-48	7408
01/25/2022	at Duke	L	69-71	9314
02/02/2022	Florida St.	W	75-69	6578
02/05/2022	at Georgia Tech	L	64-69	5784
02/08/2022	North Carolina	L	77-79	7470
02/10/2022	Duke	L	64-82	9000
02/12/2022	Notre Dame	L	61-76	7524
02/15/2022	at Florida St.	L	80-81	6801
02/19/2022	at Louisville	L	61-70	13242
02/23/2022	Wake Forest	W	80-69	5782
02/26/2022	at Boston College	W	70-60	6316
03/02/2022	Georgia Tech	W	68-65	5602
03/05/2022	Virginia Tech	W	63-59	7295
03/08/2022	vs NC State	W	70-64	6222
03/09/2022	vs Virginia Tech	Lot	75-76	8174

ACC STATISTICS



2021-22 Clemson Men's Basketball Combined Team Statistics In Conference games

Page 1/1
as of Mar 10, 2022

Game Records

Record	Overall	Home	Away	Neutral
ALL GAMES	8-12	5-5	3-7	0-0
CONFERENCE	8-12	5-5	3-7	0-0
NON-CONFERENCE	0-0	0-0	0-0	0-0

Score by Periods

Team	1st	2nd	OT	TOT
Clemson	649	737	0	1386
Opponents	662	739	0	1401

Team Box Score

No. Player					Total		3-Point		F-Throw		Rebounds													
		GP-GS	MIN	AVG	FG-FGA	FG%	3FG-3FGA	3FG%	FT-FTA	FT%	OFF	DEF	TOT	AVG	PF	DQ	A	TO	BLK	STL	PTS	AVG		
24	HALL, PJ	17-16	475:42	28.0	108-221	.489	11-40	.275	45-54	.833	27	64	91	5.4	41	0	25	36	18	13	272	16.0		
2	DAWES, Al-Amir	20-14	577:17	28.9	71-179	.397	52-135	.385	26-28	.929	1	48	49	2.5	23	0	47	29	0	22	220	11.0		
13	COLLINS, David	19-19	556:16	29.3	65-126	.516	11-29	.379	43-71	.606	22	112	134	7.1	49	0	54	36	4	31	184	9.7		
5	TYSON, Hunter	12-11	271:52	22.7	39-85	.459	12-31	.387	16-21	.762	15	39	54	4.5	27	0	12	12	3	8	106	8.8		
3	HUNTER, Chase	20-13	520:14	26.0	61-122	.500	17-43	.395	31-40	.775	9	54	63	3.2	41	0	40	25	4	9	170	8.5		
33	BOHANNON, Naz	20-2	443:00	22.2	54-105	.514	1-2	.500	18-26	.692	32	56	88	4.4	27	0	30	24	1	10	127	6.4		
4	HONOR, Nick	20-12	454:46	22.7	42-120	.350	16-62	.258	20-22	.909	3	20	23	1.2	28	1	39	18	1	15	120	6.0		
12	HEMENWAY, Alex	20-2	296:52	14.8	29-79	.367	23-67	.343	16-21	.762	4	18	22	1.1	22	0	5	4	0	3	97	4.9		
1	SCHIEFFELIN, Ian	18-7	263:22	14.6	25-68	.368	2-12	.167	15-19	.789	18	46	64	3.6	35	1	24	18	6	4	67	3.7		
10	MIDDLEBROOKS, Ben	14-4	129:22	9.2	11-19	.579	0-0	.000	1-4	.250	6	13	19	1.4	23	0	5	7	3	7	23	1.6		
15	NAUSEEF, Jack	3-0	03:12	1.1	0-1	.000	0-1	.000	0-0	.000	0	0	0	0.0	1	0	0	0	0	0	0	0.0		
11	FOX, Parker	3-0	03:12	1.1	0-2	.000	0-2	.000	0-0	.000	0	1	1	0.3	0	0	0	1	0	1	0	0.0		
14	FOSTER, Devin	3-0	03:12	1.1	0-1	.000	0-1	.000	0-0	.000	0	0	0	0.0	0	0	0	0	0	0	0	0.0		
32	NAUSEEF, Daniel	2-0	01:40	0.8	0-0	.000	0-0	.000	0-0	.000	1	0	1	0.5	0	0	0	0	0	0	0	0.0		
Team											24	31	55					11						
Total		20	4000		505-1128	.448	145-425	.341	231-306	.755	162	502	664	33.2	317	2	281	221	40	123	1386	69.3		
Opponents		20	4000		491-1097	.448	166-477	.348	253-333	.760	149	495	644	32.2	299	4	256	223	85	118	1401	70.1		

Team Statistics

	CLEM	OPP
Scoring	1386	1401
Points per game	69.3	70.1
Scoring margin	-0.8	-
Field goals-att	505-1128	491-1097
Field goal pct	.448	.448
3 point fg-att	145-425	166-477
3-point FG pct	.341	.348
3-pt FG made per game	7.3	8.3
Free throws-att	231-306	253-333
Free throw pct	.755	.760
F-Throws made per game	11.6	12.7
Rebounds	664	644
Rebounds per game	33.2	32.2
Rebounding margin	+1.0	-
Assists	281	256
Assists per game	14.1	12.8
Turnovers	221	223
Turnovers per game	11.1	11.2
Turnover margin	+0.1	-
Assist/turnover ratio	1.3	1.1
Steals	123	118
Steals per game	6.2	5.9
Blocks	40	85
Blocks per game	2.0	4.3
Winning streak	4	-
Home win streak	3	-
Attendance	69304	94955
Home games-Avg/Game	10-6930	10-9496
Neutral site-Avg/Game	-	0-0

Team Results

Date	Opponent		Score	Att.
12/04/2021	at Miami (FL)	L	75-80	3388
12/22/2021	at Virginia	W	67-50	13857
01/04/2022	Virginia	L	65-75	5202
01/08/2022	at NC State	W	70-65	13425
01/12/2022	at Notre Dame	L	56-72	7618
01/15/2022	Boston College	L	68-70	7443
01/18/2022	at Syracuse	L	78-91	15210
01/22/2022	Pittsburgh	W	75-48	7408
01/25/2022	at Duke	L	69-71	9314
02/02/2022	Florida St.	W	75-69	6578
02/05/2022	at Georgia Tech	L	64-69	5784
02/08/2022	North Carolina	L	77-79	7470
02/10/2022	Duke	L	64-82	9000
02/12/2022	Notre Dame	L	61-76	7524
02/15/2022	at Florida St.	L	80-81	6801
02/19/2022	at Louisville	L	61-70	13242
02/23/2022	Wake Forest	W	80-69	5782
02/26/2022	at Boston College	W	70-60	6316
03/02/2022	Georgia Tech	W	68-65	5602
03/05/2022	Virginia Tech	W	63-59	7295

TV & RADIO ROSTER



#0 JOSH BEADLE
G • 6-3 • 182 • RFr.
Columbia, S.C.



#1 CHASE HUNTER
G • 6-3.5 • 204 • RJr.
Atlanta, Ga.



#2 DILLON HUNTER
G • 6-3.5 • 193 • Fr.
Atlanta, Ga.



#4 IAN SCHIEFFELIN
F • 6-7 • 230 • So.
Loganville, Ga.



#5 HUNTER TYSON
F • 6-8 • 217 • Gr.
Monroe, N.C.



#10 BEN MIDDLEBROOKS
F • 6-10.5 • 242 • So.
Fort Lauderdale, Fla.



#11 BREVIN GALLOWAY
G • 6-3 • 210 • Gr.
Anderson, S.C.



#12 ALEX HEMENWAY
F • 6-4 • 195 • Sr.
Newburgh, Ind.



#13 CHAUNCEY GIBSON
G • 6-5 • 188 • Fr.
Dallas, Texas



#14 DEVIN FOSTER
G • 6-2 • 182 • Sr.
Canton, Mass.



#15 JACK NAUSEEF
G • 6-1 • 163 • Sr.
Dayton, Ohio



#20 MATT KELLY
G • 6-1 • 172 • So.
Charleston, S.C.



#21 CHAUNCEY WIGGINS
F • 6-10 • 205 • Fr.
Covington, Ga.



#22 RJ GODFREY
F • 6-7 • 225 • Fr.
Suwanee, Ga.



#24 PJ HALL
C • 6-10 • 245 • Jr.
Spartanburg, S.C.



#32 DAN NAUSEEF
F • 6-7 • 215 • So.
Dayton, Ohio



BRAD BROWNELL
Head Coach
13th Season at Clemson



BILLY DONLON
Associate Head Coach
1st Season at Clemson



SEAN DIXON
Assistant Coach
1st Season at Clemson



DICK BENDER
Assistant Coach
11th Season at Clemson

