



# VIRGINIA TECH

## 2021-22 MEN'S BASKETBALL



12 NCAA APPEARANCES / 13 NIT APPEARANCES (2 CHAMPIONSHIPS) /  
17 ALL-ACC SELECTIONS / 10 ALL-AMERICANS / 20 NBA DRAFT PICKS

GAME 32

### THE MATCHUP

#### VIRGINIA TECH HOKIES

19-12, 11-9 ACC

**Head Coach:** Mike Young (Emory & Henry, 1986)  
**Record at Virginia Tech:** 50-35 (3rd Season)  
**Career Record:** 349-279 (20th Season)  
**vs. Clemson:** 3-8 (3-1 at VT)

VS

#### CLEMSON TIGERS

17-15, 8-12 ACC

**Head Coach:** Brad Brownell (DePauw, 1991)  
**Record at Clemson:** 218-165 (12th Season)  
**Career Record:** 385-250 (20th Season)  
**vs. Virginia Tech:** 7-10

GAME 32 | VIRGINIA TECH vs. CLEMSON - MARCH 9, 2022 | 7PM | ESPN2 | BROOKLYN, N.Y. | BARCLAYS CENTER (19,000)

### BROADCAST INFORMATION

#### TV | ESPN2

Dave O'Brien, PxP  
Cory Alexander, Analyst  
Andraya Carter, Sideline

#### VIDEO STREAM

ESPN.com and ESPN app

#### RADIO | VT Sports Network

Tim Bickford, PxP  
Mike Burnop, Analyst

#### LIVE STATS

stats.hokiesports.com



@HokiesMBB

@ClemsonMBB

### PROJECTED STARTERS

| Virginia Tech      | Ht. | Wt. | Yr.   | Hometown        | PPG  | RPG | Other                                   |
|--------------------|-----|-----|-------|-----------------|------|-----|---|
| G 5 Storm Murphy   | 6-0 | 185 | Gr.   | Middleton, Wis. | 7.6  | 1.9 | 42.5 FG% (88-207)                       |
| G 0 Hunter Cattoor | 6-3 | 200 | Jr.   | Orlando, Fla.   | 9.7  | 4.1 | Tied school record with 9 3FG at FSU    |
| G 4 Nahiem Alleyne | 6-4 | 195 | Jr.   | Buford, Ga.     | 10.2 | 2.9 | Scored double figures in 6/last 9       |
| F 25 Justyn Mutts  | 6-7 | 230 | Gr.   | Millville, N.J. | 10.3 | 7.5 | Triple-dbl vs. Syracuse (12p, 14r, 11a) |
| F 22 Keve Aluma    | 6-9 | 235 | r-Sr. | Berlin, Md.     | 15.4 | 6.5 | All-ACC Second Team for 2nd time        |

| Clemson            | Ht.  | Wt. | Yr. | Hometown          | PPG  | RPG | Other                            |
|--------------------|------|-----|-----|-------------------|------|-----|----------------------------------|
| G 4 Nick Honor     | 5-10 | 195 | Jr. | Orlando, Fla.     | 7.8  | 1.3 | Started last 7 games; 23 overall |
| G 3 Chase Hunter   | 6-4  | 204 | So. | Atlanta, Ga.      | 6.5  | 2.7 | Scored 20+ in 2/last 4 games     |
| G 13 David Collins | 6-5  | 217 | Gr. | Youngstown, Ohio  | 10.2 | 7.0 | 51.7 FG% (108-209)               |
| F 5 Hunter Tyson   | 6-8  | 215 | Sr. | Monroe, N.C.      | 9.9  | 5.4 | 46.2 FG% (85-184)                |
| C 24 PJ Hall       | 6-10 | 240 | So. | Spartanburg, S.C. | 15.4 | 5.8 | All-ACC Honorable Mention        |

### KEY STORYLINES

#### THE SERIES

- Clemson snapped Tech's three-game winning streak in the series last Saturday, defeating the Hokies 63-59 in the regular-season finale for both squads.
- Tech leads the all-time series, 22-17.
- Over the last nine games in the Clemson series, Tech has posted a 7-2 record.
- The Hokies are 13-12 against the Tigers as ACC foes.
- The two sides have met only once in the ACC tournament. Tech won that matchup 68-63 on March 8, 2012 at Philips Arena in Atlanta, Ga.
- Mike Young earned his 300th career win as a head coach on Nov. 5, 2019 - a 67-60 victory at Clemson.

#### A WIN WOULD...

- Mark the Hokies' 10th win in their last 12 outings.
- Improve Coach Young to 4-1 against Clemson as head coach of the Hokies.
- Keep Tech unbeaten at 2-0 against Clemson in the ACC tournament.
- Move the Hokies to 4-2 all-time in the second round of the ACC tournament.
- Advance Tech to the quarterfinals of the ACC tournament for the 12th time.
- Be the Hokies' first win in the ACC tournament since they beat No. 12 seed Miami 71-56 in the second round in 2019. Tech has lost three straight in the ACC tourney.

#### HOKIE HEADLINES

- The Hokies enter the 2022 New York Life ACC Men's Basketball Tournament as the No. 7 seed. They have won 9 of their last 11 games.
- Keve Aluma, a two-time All-ACC Second Team selection, leads Tech at 15.4 points per game.
- Aluma (2021-22) joined Malcolm Delaney (2009-11) and Erick Green (2012-13) as the only Hokies to earn All-ACC honors multiple times.
- Justyn Mutts was named the Skip Prosser Award winner on March 2, becoming the program's first to ever win the honor given to the Scholar-Athlete of the Year in ACC men's basketball.

### 2021-22 SCHEDULE

| RECORD         | 19-12 |
|----------------|-------|
| ACC            | 11-9  |
| NON-CONFERENCE | 8-3   |
| HOME           | 11-4  |
| AWAY           | 7-6   |
| NEUTRAL        | 1-2   |

| Date  | Opponent                | TV    | Time/Result |
|-------|-------------------------|-------|-------------|
| 11/9  | Maine                   | ACCNX | W, 82-47    |
| 11/12 | at Navy <sup>1</sup>    | CBSSN | W, 77-57    |
| 11/15 | Radford                 | ACCNX | W, 65-39    |
| 11/18 | St. Francis (Pa.)       | ACCN  | W, 85-55    |
| 11/21 | Merrimack               | RSN   | W, 72-43    |
| 11/24 | #9 Memphis <sup>2</sup> | ESPN2 | L, 61-69    |
| 11/26 | #25 Xavier <sup>2</sup> | ESPN2 | L, 58-59    |

|       |                                |       |          |
|-------|--------------------------------|-------|----------|
| 12/1  | at Maryland <sup>3</sup>       | ESPN2 | W, 62-58 |
| 12/4  | Wake Forest <sup>*</sup>       | ACCN  | L, 61-80 |
| 12/8  | Cornell                        | ACCN  | W, 93-60 |
| 12/12 | at Dayton                      | ESPN2 | L, 57-62 |
| 12/17 | St. Bonaventure <sup>4</sup>   | ESPN2 | W, 86-49 |
| 12/22 | at #2 Duke <sup>*</sup>        | ESPN2 | L, 65-76 |
| 12/29 | at North Carolina <sup>*</sup> | ESPN2 | PPD      |

|      |                                |       |          |
|------|--------------------------------|-------|----------|
| 1/1  | Pittsburgh <sup>*</sup>        | ESPNU | PPD      |
| 1/4  | NC State <sup>*</sup>          | ACCN  | L, 63-68 |
| 1/12 | at Virginia <sup>*</sup>       | ESPN2 | L, 52-54 |
| 1/15 | Notre Dame <sup>*</sup>        | ACCN  | W, 79-73 |
| 1/19 | at NC State <sup>*</sup>       | ACCN  | W, 62-59 |
| 1/22 | at Boston College <sup>*</sup> | RSN   | L, 63-68 |
| 1/24 | at North Carolina <sup>*</sup> | ACCN  | L, 68-78 |
| 1/26 | Miami <sup>*</sup>             | ACCN  | L, 75-78 |
| 1/29 | at Florida State <sup>*</sup>  | ABC   | W, 85-72 |

|      |                              |       |          |
|------|------------------------------|-------|----------|
| 2/2  | Georgia Tech <sup>*</sup>    | ACCN  | W, 81-66 |
| 2/5  | at Pittsburgh <sup>*</sup>   | ACCN  | W, 76-71 |
| 2/7  | Pittsburgh <sup>*</sup>      | ACCN  | W, 74-47 |
| 2/12 | Syracuse <sup>*</sup>        | ESPN2 | W, 71-59 |
| 2/14 | Virginia <sup>*</sup>        | ESPN  | W, 62-53 |
| 2/19 | North Carolina <sup>*</sup>  | ESPN2 | L, 57-65 |
| 2/23 | at Georgia Tech <sup>*</sup> | ACCN  | W, 62-58 |
| 2/26 | at Miami <sup>*</sup>        | RSN   | W, 71-70 |

|     |                         |       |          |
|-----|-------------------------|-------|----------|
| 3/1 | Louisville <sup>*</sup> | ESPN2 | W, 75-43 |
| 3/5 | at Clemson <sup>*</sup> | RSN   | L, 59-63 |
| 3/9 | Clemson <sup>5</sup>    | ESPN2 | 7 PM     |

All Times Eastern

\* - ACC Game

1 - Veterans Classic (Annapolis, Md.)

2 - NIT Season Tip-Off (Brooklyn, N.Y.)

3 - Big Ten/ACC Challenge (College Park, Md.)

4 - Basketball Hall of Fame Shootout (Charlotte, N.C.)

5 - New York Life ACC Tournament (Brooklyn, N.Y.)

### CONTACT INFO

**Brian Cox** | Phone: (540) 250-0624

Email: bcox90@vt.edu

Associate AD, Creative Communications

**Will Copeland** | Phone: (757) 814-0930

Email: cwill99@vt.edu

Creative Communications Coordinator

## QUICK FACTS

### THE BASICS

University Name: Virginia Tech  
 Location: Blacksburg, Va.  
 Founded: 1872  
 Enrollment: 37,000  
 President: Dr. Timothy Sands  
 Director of Athletics: Whit Babcock  
 Nickname: Hokies  
 Mascot: HokieBird  
 Colors: Chicago Maroon and Burnt Orange  
 Affiliation: NCAA Division I  
 Conference: Atlantic Coast (18th Season)

### COURT FACTS

Carilion Clinic Court at Cassell Coliseum  
 Normal Capacity: 8,925  
 Record in Arena: 635-208  
 Largest Crowd: 11,500 (vs. Purdue, Dec. 3, 1966)

### INFORMATION

2020-21 Record: 15-7  
 Home/Away/Neutral: 10-2/3-3/2-2  
 Conference Record: 9-4  
 Home/Away: 6-1/3-3  
 Conference Finish: 3rd  
 Conference Tournament: Lost in quarterfinals  
 Starters Returning/Lost: 3/2  
 Letterwinners Returning/Lost: 7/5  
 Newcomers: 6

Total seasons: 114  
 First season: 1908-09  
 All-Time Record: 1,514-1,255  
 All-Time ACC Record: 138-169  
 All-Time ACC Tournament Record: 10-17  
 ACC Championship Game Appearances: 0  
 NCAA Tournament Appearances (Last): 12 (2021)  
 All-Time NCAA Record: 8-12



## MEDIA INFORMATION

### CREDENTIALS

Outlets interested in obtaining credentials to cover Virginia Tech basketball home games must apply for credentials via: [media.hokiesports.com/credentials](http://media.hokiesports.com/credentials).

You may also email: [bcox90@vt.edu](mailto:bcox90@vt.edu).

All credentials for Virginia Tech home games this season will be issued on a single-game basis, and media seating is extremely limited.

### INTERVIEW POLICY

During ACC play, Mike Young conducts weekly media press conferences, via Zoom. To request the Zoom link for a particular week, please email Brian Cox ([bcox90@vt.edu](mailto:bcox90@vt.edu)).

**Gamedays:** Coach Mike Young and requested players will be available to the media following a 10-minute cooling off period after the game. For home games, interviews of Coach Young and players will be conducted in-person in the Cassell Coliseum media center.

**Non-Gamedays:** All coach and player interview requests need to be arranged through the Virginia Tech Creative Communications Office - contact Brian Cox (c. 540-250-0624; e. [bcox90@vt.edu](mailto:bcox90@vt.edu)). Players and coaches should not be contacted directly under any circumstances.



## 2021-22 VIRGINIA TECH NUMERICAL ROSTER

| No. | Name            | Cl.   | Pos. | Ht.  | Wt. | Hometown                 | Previous School             |
|-----|-----------------|-------|------|------|-----|--------------------------|-----------------------------|
| 0   | Hunter Cattoor  | Jr.   | G    | 6-3  | 200 | Orlando, Fla.            | Bishop Moore                |
| 1   | David N'Guessan | So.   | F    | 6-9  | 205 | De Lier, The Netherlands | Mt. Zion Prep               |
| 3   | Sean Pedulla    | Fr.   | G    | 6-1  | 190 | Edmond, Okla.            | Edmond Memorial             |
| 4   | Nahiem Alleyne  | Jr.   | G    | 6-4  | 195 | Buford, Ga.              | Mountain View               |
| 5   | Storm Murphy    | Gr.   | G    | 6-0  | 185 | Middleton, Wis.          | Wofford                     |
| 10  | Camden Johnson  | Fr.   | G    | 6-1  | 175 | Waxhaw, N.C.             | Metrolina Christian Academy |
| 11  | Jalen Haynes    | Fr.   | F    | 6-8  | 250 | Ft. Lauderdale, Fla.     | Montverde Academy           |
| 13  | Darius Maddox   | So.   | G    | 6-5  | 185 | Bowie, Md.               | Oak Hill Academy            |
| 14  | Ben Varga       | Fr.   | G    | 5-10 | 170 | Louisville, Ky.          | St. Xavier                  |
| 15  | Lynn Kidd       | So.   | C    | 6-10 | 240 | Gainesville, Fla.        | Clemson                     |
| 21  | John Ojiako     | Jr.   | C    | 6-10 | 245 | Lagos, Nigeria           | Admiral Farragut (Fla.)     |
| 22  | Keve Aluma      | r-Sr. | F    | 6-9  | 235 | Berlin, Md.              | Wofford                     |
| 25  | Justyn Mutts    | Gr.   | F    | 6-7  | 230 | Millville, N.J.          | Delaware                    |

## COACHING & SUPPORT STAFF

**Head Coach:** Mike Young (Emory & Henry, 1986)  
**Record at VT:** 50-35 (3rd Year)  
**Overall Record:** 349-279 (20th Year)  
**Associate Head Coach:** Mike Jones (1st Year)  
**Assistant Coach:** Christian Webster (6th Year)  
**Assistant Coach:** Kevin Giltner (3rd Year)  
**Chief of Staff:** Stephanie Ballein (3rd Year)  
**Special Assistant for Recruiting:** Matt Olinger (3rd Year)  
**Director of Player Personnel:** Ryan Nadeau (4th Year)  
**Special Assistant to the Head Coach:** Ace Custis (3rd Year)  
**Strength & Conditioning:** David Jackson (14th Year)  
**Athletic Trainer:** Hisham Ziyout (3rd Year)

## PRONUNCIATION GUIDE

|                 |                    |
|-----------------|--------------------|
| Hunter Cattoor  | cuh-TOUR           |
| David N'Guessan | GUH-sahn           |
| Sean Pedulla    | puh-DOOL-uh        |
| Nahiem Alleyne  | nah-HEEM ah-LEAN   |
| Jalen Haynes    | JAY-lin HAY-nes    |
| Ben Varga       | VAR-guh            |
| John Ojiako     | oh-GEE-ah-koh      |
| Keve Aluma      | kev-AYE ah-LOU-muh |
| Justyn Mutts    | JUST-in            |

## ROSTER BY CLASS

| Freshmen (4)   | Sophomores (3)  | Juniors (3)    | Seniors (3)   |
|----------------|-----------------|----------------|---------------|
| Jalen Haynes   | Lynn Kidd       | Nahiem Alleyne | Keve Aluma*   |
| Camden Johnson | Darius Maddox   | Hunter Cattoor | Storm Murphy^ |
| Sean Pedulla   | David N'Guessan | John Ojiako    | Justyn Mutts^ |
| Ben Varga      |                 |                |               |

\* = Redshirt

^ = Graduate Student

## SOCIAL



## BY THE NUMBERS

# 20

The 2021-22 season is the **20th** of Mike Young's head coaching career. He has logged a 349-279 (.556) career record as the head whistle.

# 9

The Hokies have won **nine** of their last 11 games, turning what was a 2-7 record in ACC play to 11-9. Tech enters the 2022 New York Life ACC Men's Basketball Tournament as the No. 7 seed.

# 20

Tech is one win away from hitting **20 wins** for the fifth time in eight seasons. It would be Coach Young's first 20-win season in Blacksburg.

## NOTEWORTHY

### BACK IN BROOKLYN

- Virginia Tech is no stranger to playing at Barclays Center this season.
- The Hokies played two games as part of the NIT Season Tip-Off over Thanksgiving, falling to No. 9 Memphis and No. 25 Xavier. Like Tech, those two teams have been on the NCAA tournament bubble for the past couple weeks.
- "I've always tried to go [during the regular season] to the tournament host city and play," Mike Young said. "Just for the familiarity, we've been on that floor. I'm fired to be in New York and look forward to competing on Wednesday."

### TOURNEY TIME

- The Hokies enter as the No. 7 seed for the third time in their ACC tournament history.
- Ironically, the other two times Tech was the seventh seed came in 2017 and 2018 when the tournament was also in Brooklyn.
- The Hokies are 1-2 as the No. 7 seed.

| Year | Opponent         | Round | Result   |
|------|------------------|-------|----------|
| 2017 | #10 Wake Forest  | 2nd   | W, 99-90 |
|      | #2 Florida State | QF    | L, 68-74 |
| 2018 | #10 Notre Dame   | 2nd   | L, 65-71 |

- Currently on a three-game skid in ACC tournament action, Tech is 10-17 all-time in its 27 conference tournament games.
- The Hokies are 3-2 in second round games.

### ALUMA AWARDED ALL-ACC AGAIN

- For the second straight season, Keve Aluma was named to the All-ACC Second Team.
- Also for the second straight season, Aluma was the top vote getter on the second team. The redshirt senior earned 192 points while NC State's Dereon Seabron collected 166 points.
- Syracuse's Buddy Boeheim was the final member of the first team with 241 points, 49 clear of Aluma.
- Last year, Aluma finished with 277 points, four behind Sam Hauser of Virginia for the final spot on the 2021 All-ACC First Team.
- Aluma averaged 15.4 points per game, which ranked 12th in the ACC. He has scored at least 20 points eight times this season and recorded a team-best six double-doubles.
- Aluma was third in the league in field-goal percentage, knocking down 53.1% of his attempts.

### LUNARDI WATCH

- Entering this week, ESPN's Joe Lunardi has Virginia Tech in his "First Four Out." Indiana, Dayton and BYU are ahead of the Hokies in the "First Four Out."

### MAKING OUR CASE

- Out of 540 teams that started 2-7 in their respective conference play since 2014, the 2021-22 Hokies are the first to finish with a winning conference record.
- Duke, North Carolina and Virginia Tech are the only three teams in the ACC that have won 9 of their last 11 games.
- Since 2014, an 11-win ACC team has never failed to make the NCAA tournament.

Sources: David Teel, Shelton Moss and @petebvt

### TRIPLE-DOUBLE MUTTY

- Justyn Mutts recorded the program's second-ever triple-double with 12 points, 14 rebounds and 11 assists vs. Syracuse.
- The only other triple-double in Tech history was by Chris Clarke vs. The Citadel on Dec. 17, 2016 (13 points, 12 rebounds, 10 assists).
- He's one of three ACC players to record a triple-double this season, joining Alondes Williams of Wake Forest and Wendell Moore, Jr. of Duke.

### ALUMA, MUTTS MAKE HISTORY

- When Keve Aluma and Justyn Mutts both reached 1,000 career points in the same game (Feb. 2 vs. Georgia Tech), it marked the first time a pair of teammates accomplished that feat at the Division I level since Mississippi State's Aric Holman and Lamar Peters both hit 1,000 career points in the same game against Texas A&M on March 9, 2019.

### PILLAR OF THE PROGRAM

- When asked about his assessment of Hunter Cattoor and the impact on the program, Coach Young responded, "Pretty damn good. Couldn't imagine life without him. He's a pillar of this program. He's one that we have built this program with. He may not pass the eye test at times, but you know what you're going to get. He's brilliant, just a smart basketball guy."

### GET IT IN THE PAINT

- In Tech's two games against Notre Dame

- and NC State, the Hokies produced over 30 points in the paint, leading to two wins.
- When Tech scores 30 points in the paint, the team has a 10-3 record. The three losses were to Duke and North Carolina (twice).

### ON A ROLL

- Not many in the country have played better than Keve Aluma this season.
- The redshirt senior had scored double figures in 15 straight games entering the Florida State game on Jan. 29. He scored a season-low four points against the Seminoles.
- It was the longest double-digit scoring streak by a Hokie since Zach LeDay put together 23 straight during the 2016-17 season.

### MUTTS-SEE TV

- Justyn Mutts is one of the most dynamic players on the Tech roster. That was on full display vs. the Irish where Mutts dialed up a season-high 24 points. It tied for the most points he's scored in a Tech uniform (3/11/21 vs. North Carolina).
- However, rewind to Jan. 12 when he finished the UVA game with two points on 1-2 shooting, that didn't sit well with Coach Young.
- The two met prior to Thursday's (1/13) practice where Young asked Mutts what he needed of his head coach and what he could do to get Mutts going. "He's a terrific passer and he becomes so set in that and making the right pass instead of [having the mindset of] lay your ears back and go play," Young offered.
- In other words, when Mutts is the aggressor and more assertive, good things happen.

### DOUBLE-DOUBLE KEVE

- Keve Aluma leads the Hokies with six double-doubles this season.

| Dbl-Dbl | Opponent        | Points | Rebounds |
|---------|-----------------|--------|----------|
| 1       | vs. Memphis     | 14     | 11       |
| 2       | at Maryland     | 17     | 12       |
| 3       | at Duke         | 25     | 10       |
| 4       | at NC State     | 10     | 11       |
| 5       | at Georgia Tech | 12     | 10       |
| 6       | at Miami        | 18     | 10       |

- Aluma has reached double-figure scoring in 26 of Tech's 31 games and double-figure rebounding in six games.



## SoCON TO ACC COACH OF THE YEAR

- For the second straight year, a head coach who previously coached in the Southern Conference has won ACC Coach of the Year honors.
- Wake Forest's Steve Forbes earned the league honor in 2022, following Mike Young's award in 2021. The two longtime friends coached at East Tennessee State and Wofford, respectively, before making the jump to the ACC.
- Here's a list of head coaches who won Coach of the Year honors in both the SoCon and the ACC: Everett Case, Murray Greason, Norm Sloan, Lefty Driesell, Terry Holland, Bobby Cremins, Mike Young, Steve Forbes.
- Young was a seven-time SoCon Coach of the Year while at Wofford (four from the coaches' vote, three from the media vote).

## DEGREES ON DEGREES

- Storm Murphy and Justyn Mutts are both in grad school at Virginia Tech.
- Murphy graduated from Wofford with a finance degree in May 2021 and is currently pursuing a graduate degree in leadership studies within the Agricultural and Life Sciences program at Virginia Tech.
- Mutts graduated with a psychology degree from Delaware and completed his master's degree at Tech in agricultural and life sciences with a concentration in education in May 2021. He's currently pursuing his second master's degree in educational psychology.
- Keve Aluma earned his first undergraduate degree in human development from Virginia Tech in May 2021 and is currently working on his second undergraduate degree in sociology.

## PUT THE CLAMPS ON 'EM

- Through the first five games of the season, the Hokies held each of their opponents below 60 points. Their 61.20 scoring defense average ranks second in the ACC and 16th nationally.

| Rank | School        | Games Played | Points Allowed | Average |
|------|---------------|--------------|----------------|---------|
| 1    | Virginia      | 30           | 1813           | 60.43   |
| 2    | Virginia Tech | 31           | 1899           | 61.26   |
| 3    | Duke          | 31           | 2046           | 66.00   |
| 4    | Notre Dame    | 31           | 2052           | 66.19   |
| 5    | Pitt          | 31           | 2112           | 68.13   |

- In addition to their scoring defense, the Hokies rank third in the ACC in field-goal percentage defense (.425).
- Tech held its first six opponents of the season below 40 percent shooting before Xavier shot 47.8 percent against the Hokies on Nov. 26.

## TECH SIGNS NO. 26 CLASS IN THE COUNTRY

- Coach Young announced the signing of three standout recruits during the early signing period, which began on Nov. 10. The Hokies are set to welcome MJ Collins (Rock Hill, S.C.), Patrick Wessler (Matthews, N.C.) and Rodney Rice (Clinton, Md.) to Blacksburg next summer as part of Tech's 26th-ranked recruiting class according to 247Sports.



## STANDINGS

| TEAM                    | OVERALL      | ACC         | PCT         |
|-------------------------|--------------|-------------|-------------|
| 1. Duke                 | 26-5         | 16-4        | .839        |
| 2. North Carolina       | 23-8         | 15-5        | .742        |
| Notre Dame              | 22-9         | 15-5        | .710        |
| 4. Miami                | 22-9         | 14-6        | .710        |
| 5. Wake Forest          | 23-8         | 13-7        | .742        |
| 6. Virginia             | 18-12        | 12-8        | .600        |
| <b>7. Virginia Tech</b> | <b>19-12</b> | <b>11-9</b> | <b>.613</b> |
| 8. Florida State        | 17-13        | 10-10       | .567        |
| 9. Syracuse             | 15-16        | 9-11        | .484        |
| 10. Clemson             | 16-15        | 8-12        | .516        |
| 11. Louisville          | 12-18        | 6-14        | .400        |
| 12. Boston College      | 11-19        | 6-14        | .367        |
| 13. Pitt                | 11-20        | 6-14        | .355        |
| 14. Georgia Tech        | 12-19        | 5-15        | .387        |
| 15. NC State            | 11-20        | 4-16        | .355        |

## PREDICTED ORDER OF FINISH

| TEAM (FIRST-PLACE VOTES)    | POINTS     |
|-----------------------------|------------|
| 1. Duke (47)                | 1132       |
| 2. Florida State (14)       | 1034       |
| 3. North Carolina (5)       | 1001       |
| 4. Virginia (9)             | 949        |
| <b>5. Virginia Tech (5)</b> | <b>857</b> |
| 6. Louisville (1)           | 791        |
| 7. Syracuse                 | 781        |
| 8. Notre Dame               | 599        |
| 9. NC State                 | 555        |
| 10. Georgia Tech            | 524        |
| 11. Clemson                 | 430        |
| 12. Miami                   | 428        |
| 13. Wake Forest             | 274        |
| 14. Pitt                    | 253        |
| 15. Boston College          | 112        |

## PRESEASON ALL-ACC TEAM

### First Team

Buddy Boeheim, Syracuse  
**Keve Aluma, Virginia Tech**  
 Paolo Banchemo, Duke  
 Armando Bacot, North Carolina  
 Isaiah Wong, Miami (Fla.)

### Second Team

Michael Devoe, Georgia Tech  
 Kihei Clark, Virginia  
 Prentiss Hubb, Notre Dame  
 Mark Williams, Duke  
 Wendell Moore Jr., Duke  
 Malik Williams, Louisville  
 Caleb Love, North Carolina

## PRESEASON ACC PLAYER OF THE YEAR

Paolo Banchemo, Duke

## PRESEASON ACC FRESHMAN OF THE YEAR

Paolo Banchemo, Duke





## REUNITED IN BLACKSBURG

- Keve Aluma, Storm Murphy and Coach Young spent two seasons (2017-19) together at Wofford, highlighted by their 2018-19 season that included a first-round win (84-68) over Seton Hall in the 2019 NCAA Tournament.
- Upon Aluma's and Young's departure from Wofford, Murphy stuck around in Spartanburg, South Carolina, guiding the Terriers to a 34-25 record.
- While together at Wofford, the trio combined for a 51-18 (.739) mark.

## WHO IS THIS GUY?

- Keve Aluma only attempted one 3-pointer in his two seasons at Wofford. In Coach Young's words, "it wasn't even close."
- Fast forward two seasons and Aluma has become a post player with range from beyond the arc. He attempted 57 threes in his Hokie debut in 2020-21, knocking down 20 of them for a 35.1 percent clip.
- After going 2-16 through Tech's first eight games this season, Aluma knocked down four of his seven attempts from long range vs. Wake Forest.

## JUSTYN TIME

- Coach Young has gone on record saying, "Justyn Mutts was probably the key to our year last year."
- The Delaware transfer was the Hokies' fourth-leading scorer from last season (9.5) and second-leading rebounder (6.4).
- From Dec. 29, 2020 through the end of the season, Mutts scored at least nine points in 11 of Tech's 14 games. The Millville, New Jersey native twice broke the 20-point plateau - at Miami (Fla.) (22) and vs. North Carolina (24) - during that stretch.

## LOGGING THE MINUTES

- Storm Murphy logged 3,723 minutes in his career entering this season, which is the 16th-most of anyone in the country returning for 2021-22.
- He ranked ninth in that category among point guards.

| Rk | Name            | School        | Minutes |
|----|-----------------|---------------|---------|
| 1  | Jacob Gilyard   | Richmond      | 4,372   |
| 2  | Jordan Bohannon | Iowa          | 4,304   |
| 3  | Jahlil Jenkins  | Stony Brook   | 4,287   |
| 4  | Marreon Jackson | Arizona State | 4,158   |
| 5  | Jarrold West    | Louisville    | 4,096   |
| 6  | Holland Woods   | Grand Canyon  | 3,973   |
| 7  | Pinky Wiley     | Hampton       | 3,917   |
| 8  | Kevin Johnson   | UIC           | 3,793   |
| 9  | Storm Murphy    | Virginia Tech | 3,723   |
| 10 | Geo Baker       | Rutgers       | 3,686   |

## GOOD THINGS COME IN THREES

- Tech has three fifth-year seniors on its roster in Keve Aluma, Storm Murphy and Justyn Mutts.

- They have combined for 10,728 minutes played, 392 games played and 3,783 points scored.

## ALUMA-NATING

- After sitting out the 2019-20 season due to NCAA transfer policy, Keve Aluma bursted onto the scene in Blacksburg.
- He has steadily expanded his game to the point where he led the Hokies in multiple categories last season.

| Stat             | Total | Team Rank |
|------------------|-------|-----------|
| Games Started    | 22    | T1st      |
| Field Goals Made | 118   | 1st       |
| Free Throws Made | 78    | 1st       |
| Points           | 334   | 1st       |
| Rebounds         | 174   | 1st       |
| Blocks           | 29    | 1st       |
| Minutes          | 674   | 1st       |

## IT'S IN THE NAME

- Storm Murphy's first name comes from his Mom's maiden name - Storm, in addition to being born in January during a snowstorm in Wisconsin.

## TRACKING THE TREY

- Coach Young's last four teams at Wofford all finished inside the top 10, nationally, in 3-point field-goal percentage.
- With the additions of Storm Murphy and Sean Pedulla, Tech will look to make a big jump in this category in 2021-22.

| Season  | School        | 3FG% | Rank |
|---------|---------------|------|------|
| 2021-22 | Virginia Tech | 38.8 | 4th  |
| 2020-21 | Virginia Tech | 35.4 | 95th |
| 2019-20 | Virginia Tech | 35.2 | 81st |
| 2018-19 | Wofford       | 41.4 | 2nd  |
| 2017-18 | Wofford       | 41.3 | 5th  |
| 2016-17 | Wofford       | 40.3 | 7th  |
| 2015-16 | Wofford       | 40.8 | 8th  |

## ELITE CHARGE TAKER CATTOOR

- Junior guard Hunter Cattoor drew a charge at North Carolina, running his season total to 11 charges drawn for the season. ~ h/t David Cunningham



In his lone ACC tournament game, Justyn Mutts erupted for a game-high 24 points on 10-16 shooting to go along with eight rebounds in an 81-73 loss to North Carolina last season.



The 2021-22 season marks the 20th for Mike Young as a head coach.

## SPECIALTY STAT TRACKER

| Opponent            | Off TOs | Paint | 2nd Chance | FB | Bench |
|---------------------|---------|-------|------------|----|-------|
| Maine               | 22      | 42    | 8          | 2  | 36    |
| at Navy             | 19      | 36    | 9          | 6  | 10    |
| Radford             | 12      | 26    | 6          | 1  | 18    |
| St. Francis (Pa.)   | 10      | 40    | 17         | 7  | 34    |
| Merrimack           | 16      | 24    | 10         | 4  | 23    |
| vs. Memphis         | 3       | 20    | 7          | 9  | 5     |
| vs. Xavier          | 21      | 24    | 3          | 4  | 10    |
| at Maryland         | 12      | 20    | 15         | 3  | 9     |
| Wake Forest         | 10      | 28    | 6          | 4  | 7     |
| Cornell             | 18      | 40    | 13         | 7  | 36    |
| at Dayton           | 19      | 26    | 12         | 7  | 11    |
| vs. St. Bonaventure | 16      | 26    | 13         | 3  | 24    |
| at Duke             | 13      | 36    | 8          | 4  | 2     |
| NC State            | 12      | 28    | 11         | 4  | 7     |
| at Virginia         | 3       | 20    | 2          | 3  | 2     |
| Notre Dame          | 9       | 32    | 6          | 0  | 3     |
| at NC State         | 11      | 34    | 13         | 7  | 17    |
| at Boston College   | 11      | 26    | 4          | 2  | 8     |
| at North Carolina   | 7       | 36    | 10         | 2  | 6     |
| Miami               | 8       | 20    | 8          | 3  | 23    |
| at Florida State    | 16      | 20    | 7          | 0  | 32    |
| Georgia Tech        | 14      | 36    | 9          | 10 | 16    |
| at Pittsburgh       | 17      | 20    | 9          | 2  | 17    |
| Pittsburgh          | 9       | 30    | 6          | 4  | 24    |
| Syracuse            | 17      | 26    | 4          | 11 | 14    |
| Virginia            | 6       | 26    | 4          | 2  | 9     |
| North Carolina      | 11      | 34    | 10         | 0  | 15    |
| at Georgia Tech     | 17      | 26    | 14         | 6  | 25    |
| at Miami            | 15      | 36    | 11         | 0  | 30    |
| Louisville          | 28      | 32    | 13         | 8  | 26    |
| at Clemson          | 10      | 16    | 7          | 4  | 13    |
| Clemson             |         |       |            |    |       |

|                     |            |            |            |            |           |
|---------------------|------------|------------|------------|------------|-----------|
| <b>Total +/-</b>    | <b>+39</b> | <b>+66</b> | <b>+39</b> | <b>-75</b> | <b>-2</b> |
| <b>Season Highs</b> | <b>28</b>  | <b>42</b>  | <b>17</b>  | <b>11</b>  | <b>36</b> |

## FAST BREAK

Tech has registered **two** wins over Top-5 programs under head coach Mike Young - most recently an 81-73 win over No. 3 Villanova on Nov. 28, 2020.

## THIS IS HOME

- Shout-out to David Cunningham of Tech Sideline for the below excerpt from an interview he had with Justyn Mutts.



## MOMENTUM ON OUR SIDE

- With its third-place finish in the regular-season standings in 2020-21, Tech has finished in the top five of the ACC two of the last three seasons.
- Placing third tied for the highest ACC finish in school history as the Hokies tied for third in 2006-07 and 2009-10.
- If Tech can post a top-five ACC finish this season, it would mark the third time in four years accomplishing that feat.

| Season  | Head Coach    | Record (Conf.) | Finish |
|---------|---------------|----------------|--------|
| 2018-19 | Buzz Williams | 26-9 (12-6)    | 5th    |
| 2019-20 | Mike Young    | 16-16 (7-13)   | T10th  |
| 2020-21 | Mike Young    | 15-7 (9-4)     | 3rd    |
| 2021-22 | Mike Young    | 19-12 (11-9)   | 7th    |

- The Hokies charted five top-five ACC finishes in seven years from 2004-05 to 2011-12.

## HOKIES IN PRIMETIME

- If you're a night owl, then the Hokies' 2021-22 schedule will be right up your ally.
- Tech is set to appear in at least 11 games this season with an official start time of 8 p.m. or later. Seven of those games will tip at 9 p.m. or later.

## PROGRAM WIN NO. 1,500

- Virginia Tech earned its 1,500th program win Nov. 21 vs. Merrimack, becoming the 90th men's basketball program in Division I history to achieve the mark.
- Tech joined ACC counterparts North Carolina, Duke, Syracuse, Notre Dame, NC State, Louisville, Virginia, Pitt and Wake Forest as the 10 conference programs that have reached the milestone.

## NATIONAL POLLS

### ASSOCIATED PRESS POLL

Updated: March 7

| Rank | School         | Record | Points |
|------|----------------|--------|--------|
| 1    | Gonzaga (52)   | 24-3   | 1514   |
| 2    | Arizona (6)    | 28-3   | 1435   |
| 3    | Baylor (3)     | 26-5   | 1402   |
| 4    | Auburn         | 27-4   | 1331   |
| 5    | Kentucky       | 25-6   | 1306   |
| 6    | Kansas         | 25-6   | 1170   |
| 7    | Duke           | 26-5   | 1100   |
| 8    | Villanova      | 23-7   | 1096   |
| 9    | Tennessee      | 23-7   | 967    |
|      | Purdue         | 25-6   | 967    |
| 11   | Providence     | 24-4   | 951    |
| 12   | Wisconsin      | 24-6   | 857    |
| 13   | UCLA           | 23-6   | 737    |
| 14   | Texas Tech     | 23-8   | 730    |
| 15   | Arkansas       | 24-7   | 687    |
| 16   | Illinois       | 22-8   | 612    |
| 17   | Saint Mary's   | 24-6   | 506    |
| 18   | Houston        | 26-5   | 502    |
| 19   | Murray State   | 30-2   | 424    |
| 20   | UConn          | 22-8   | 370    |
| 21   | USC            | 25-6   | 279    |
| 22   | Texas          | 21-10  | 216    |
| 23   | Colorado State | 24-4   | 194    |
| 24   | Iowa           | 22-9   | 189    |
| 25   | North Carolina | 23-8   | 56     |

**Receiving Votes:** Boise State 49, South Dakota State 32, Memphis 26, San Diego State 24, LSU 22, Loyola Chicago 16, Ohio State 16, Seton Hall 9, San Francisco 9, Rutgers 8, Alabama 7, Notre Dame 4, Vermont 3, Longwood 1, Davidson 1

**Dropped from Rankings:** Ohio State 23, Alabama 25

### USA TODAY COACHES' POLL

Updated: March 7

| Rank | School         | Record | Points |
|------|----------------|--------|--------|
| 1    | Gonzaga (27)   | 24-3   | 790    |
| 2    | Arizona (2)    | 28-3   | 744    |
| 3    | Baylor (2)     | 26-5   | 706    |
| 4    | Auburn (1)     | 27-4   | 704    |
| 5    | Kentucky       | 25-6   | 676    |
| 6    | Kansas         | 25-6   | 606    |
| 7    | Duke           | 26-5   | 603    |
| 8    | Villanova      | 23-7   | 548    |
| 9    | Purdue         | 25-6   | 521    |
| 10   | Providence     | 24-4   | 512    |
| 11   | Tennessee      | 23-7   | 476    |
| 12   | Wisconsin      | 24-6   | 460    |
| 13   | UCLA           | 23-6   | 376    |
| 14   | Texas Tech     | 23-8   | 361    |
| 15   | Illinois       | 22-8   | 359    |
| 16   | Arkansas       | 24-7   | 341    |
| 17   | Saint Mary's   | 24-6   | 256    |
| 18   | Houston        | 26-5   | 255    |
| 19   | Murray State   | 30-2   | 223    |
| 20   | UConn          | 22-8   | 216    |
| 21   | USC            | 25-6   | 204    |
| 22   | Texas          | 21-10  | 124    |
| 23   | Iowa           | 22-9   | 94     |
| 24   | Colorado State | 24-4   | 58     |
| 25   | Ohio State     | 19-10  | 36     |

**Receiving Votes:** Boise State 26, North Carolina 20, Notre Dame 16, Seton Hall 14, Michigan State 13, Alabama 11, Wake Forest 10, South Dakota State 7, San Francisco 6, Loyola Chicago 6, Marquette 6, San Diego State 5, Memphis 4, LSU 3, Creighton 2, Rutgers 1, Iowa State 1

**Dropped from Rankings:** Alabama 24, Michigan State 25

### TRACKING TECH

|           | AP | Coaches |
|-----------|----|---------|
| Preseason | RV | RV      |
| 11/15     | RV | -       |
| 11/22     | RV | RV      |
| 11/29     | RV | -       |
| 12/6      | -  | -       |
| 12/13     | -  | -       |
| 12/20     | RV | -       |
| 12/27     | -  | -       |
| 1/3       | -  | -       |
| 1/10      | -  | -       |
| 1/17      | -  | -       |
| 1/24      | -  | -       |
| 1/31      | -  | -       |
| 2/7       | -  | -       |
| 2/14      | -  | -       |
| 2/21      | -  | -       |
| 2/28      | -  | -       |
| 3/7       | -  | -       |
| 3/14      | -  | -       |
| Final     | -  | -       |

#### Ratings Tracker (through March 7)

|                   |    |
|-------------------|----|
| ESPN.com BPI      | 21 |
| KenPom.com        | 29 |
| NCAA NET Rankings | 37 |
| Sagarin           | 36 |

#### Virginia Tech's "Best" NET Wins:

- 50 - Notre Dame
- 59 - Miami
- 77 - Virginia
- 84 - St. Bonaventure
- 89 - Maryland
- 94 - Syracuse





**NOTEWORTHY**

**STORM WARNING**

- Grad student Storm Murphy takes over the reins at point guard following the graduation of Wabissa Bede.
- The Wofford transfer averaged 17.8 points, 3.3 rebounds and 4.3 assists last season. He was one of only 11 players to average that stat line or better nationally.
- Murphy tallied double figures in 21 of 24 contests, including 10 20-point performances, and dished over five assists on eight occasions.
- He concluded his Wofford career with 1,315 points to finish 24th on the program's all-time scoring list.
- The First-Team All-SoCon selection will provide a scoring threat from outside, as he shot 40 percent from three last season.
- Murphy knocked down 70 3-pointers a year ago. In comparison, Bede connected on 12 with a 24.5 percent clip.

**DANCIN' IN YEAR TWO**

- In previous seasons in Virginia Tech history, the fastest head coach to make the NCAA Tournament was in Year Three. Those Hokies were Howie Shannon, Charlie Moir and Buzz Williams.
- Therefore, with Mike Young doing so in Year Two, he became the fastest Tech coach to make The Dance.

**HOKIE CENSUS**

- Tech has 13 players on the squad who represent eight states and two international countries (Netherlands, Nigeria).
- Florida leads the way with three players – Hunter Cattoor, Lynn Kidd and Jalen Haynes – while Maryland has two players – Keve Aluma and Darius Maddox.

**BOUNCEBACK MENTALITY**

- Tech doesn't lose back-to-back games as it did against Memphis and Xavier, often.
- Young and the Hokies were 5-1 last season after a loss with their lone back-to-back losing skid coming at the end of the season to North Carolina in the ACC Tournament and Florida in the NCAA Tournament.
- In 2019-20, Young had five wins following a loss.

**50 SPOT**

- Tech shot over 50 percent in a game five times during the 2020-21 season - going 5-0.
- Since Young got to Blacksburg, the Hokies are 21-2 in contests shooting 50 percent or greater - only losses: vs. BYU (11/27/19) and vs. Miami (1/26/22).
- Since the 2010-11 season, Tech is 92-13 when shooting 50 percent or better.

**LEADING AT THE BREAK**

- Over the last two seasons, Tech is 27-6 when leading at halftime, with two of the losses coming against North Carolina and Florida to end the 2020-21 season.
- The Hokies are 40-10 in the Mike Young era when up at half.

**GREEN-LIGHTED FROM THREE**

- With the potential lineup of Storm Murphy, Hunter Cattoor, Nahiem Alleyne, Justyn Mutts and Keve Aluma, all five of those players have the green light from distance.
- The last team Coach Young had with this type of threat from deep was his 2018-19 Wofford squad, which ranked second nationally in 3-point accuracy (41.4). The Terriers finished 30-5 that season, including an unbeaten mark in SoCon action, and reached the second round of the 2019 NCAA

Tournament.

**RANKED WINS BECOMIN' COMMON**

- Tech had four ranked wins last season, tying the most-ever in school history (set 2017-18).


**REACH OUR POTENTIAL**

- When asked how he'd define success for this season, Coach Young expressed he wanted the Hokies to reach their potential.
- "That will be a real success for me," he said, "And I'll get back to the mountains of North Carolina this spring and fish with a big smile on my face."

**PREGAME VIBES**

- Curious what Mike Young may listen to in the locker room pregame? During the Dec. 7 airing of Packer and Durham, Young pointed out he and David Jackson (Tech's strength and conditioning coach) listen to Pearl Jam, Bruce Springsteen and Rolling Stones prior to the team returning to the locker room.





CASSELL COLISEUM - RENDERING OF PROPOSED \$75 MILLION-PLUS RENOVATION OF VIRGINIA TECH'S HOME VENUE

**REACH FOR EXCELLENCE**


- Virginia Tech announced on April 20, 2021 a \$400 million fundraising campaign to propel Hokie sports to the forefront of the Atlantic Coast Conference, prepare generations of student-athletes for success in life, and raise the university's profile nationwide.
- The campaign will leverage the momentum of recent successes on the field and in fundraising, such as adding about 10,000 more Hokie Club members in the past five years and opening the Student-Athlete Performance Center, thanks to a record gift. Still, leaders acknowledged that the athletics enterprise needs an infusion of revenue in order to compete at the top of the ACC.
- The budget increase will support athletics in three primary areas: facilities, coaching, and the student-athlete experience.



- The Reach for Excellence campaign has five main pillars, which are:
  - A football enhancement fund to build a program that consistently competes at the top of the ACC, by allotting \$30 million over time for recruiting, assistant coaches' salaries, quality-control coaches, player development, and capital needs.
  - Renovations to improve Cassell Coliseum, with at least \$50 million to be raised privately.
  - The Drive for 25 initiative to increase Hokie Club membership to 25,000 and raise \$20 million annually for student-

athlete scholarships.

- Striving for comprehensive excellence for all sports by providing operating expenses, facility improvements, nutritional and strength and conditioning programs, and more.
- Increasing the number of student-athlete scholarship endowments to expand capacity to support students and broaden reach in recruiting.
- When it's filled with nearly 10,000 fans cheering the Hokies to victory in the last seconds of a basketball game, Cassell Coliseum is an amazing sight. But when it's empty, the home of Virginia Tech basketball, volleyball, and wrestling shows its age. Built in the early 1960s, the Coliseum is due for an extensive renovation.
- Plans call for a completely redesigned experience, including:
  - A new glass entrance along Washington Street
  - Extended concourse areas along both sides to allow fans easier access to different sections of the coliseum
  - The addition of high-end premium seating areas, including club seating and luxury suites on both sides
- This much-needed \$75 million-plus project, helped by at least \$50 million in private support, would create one of the best home venues in the ACC.



**“HOKIE TRACKS”**



**COMMENTS THAT LEFT AN IMPRESSION**

“This team isn't getting the same amount of attention as other teams in the ACC, but it's likely going to start three fifth-year seniors and two juniors. That type of experience can't be understated.”

- **Jon Rothstein, College Hoops Today**

“Keep an eye baby on the Hokies.”

- **Dick Vitale, ESPN**

“Just so good to have him here. He affects a lot of things. He affects the energy of practice, he affects the winning culture and he's been a part of a lot of winning. I've so thoroughly enjoyed coaching him for his first two years. He's a star. You'll see him coming here in a second and he'll look like your paper boy [...].”

- **Mike Young on Storm Murphy**

“He has as high a basketball IQ as I've been around in 36 years. He's a dynamic athlete. He came to us as a good basketball player, but he's grown by leaps and bounds through his game, his ability to shoot, his ability to make plays off the bounce. [...] Justyn Mutts was probably the key to our year last year. As good as Keve was, as good as Wabissa Bede was. Justyn Mutts is a difference maker.”

- **Mike Young on Justyn Mutts**



## 2021-22 RANKING SUMMARY

| Statistic                                      | National Conference |      | Value | National Leader    | Value | Conference     |       |
|--|---------------------|------|-------|--------------------|-------|----------------|-------|
|  | Rank                | Rank |       |                    |       | Leader         | Value |
| 3-pt Field Goal Attempts (350 ranked)          | 103                 | 6    | 713   | Eastern Ky.        | 1,029 | Wake Forest    | 765   |
| Assist Turnover Ratio (350 ranked)             | 38                  | 6    | 1.31  | Iowa               | 1.76  | Duke           | 1.67  |
| Assists Per Game (349 ranked)                  | 81                  | 4    | 14.4  | Arizona            | 20.1  | Duke           | 17.2  |
| Blocked Shots Per Game (350 ranked)            | 162                 | 9    | 3.3   | Auburn             | 7.9   | Duke           | 5.5   |
| Defensive Rebounds per Game (350 ranked)       | 302                 | 12   | 23.45 | Gonzaga            | 32.48 | North Carolina | 29.03 |
| Fewest Fouls (350 ranked)                      | 56                  | 5    | 446   | Western Ky.        | 350   | Notre Dame     | 395   |
| Fewest Turnovers (350 ranked)                  | 61                  | 7    | 342   | New Hampshire      | 254   | Virginia       | 294   |
| Field-Goal Percentage (350 ranked)             | 46                  | 4    | 46.7  | South Dakota St.   | 52.6  | Wake Forest    | 48.9  |
| Field-Goal Percentage Defense (350 ranked)     | 134                 | 3    | 42.5  | Houston            | 37.2  | Duke           | 41.3  |
| Free Throw Attempts (350 ranked)               | 337                 | 15   | 389   | Arkansas           | 709   | Pittsburgh     | 630   |
| Free Throws Made (350 ranked)                  | 323                 | 15   | 290   | Arkansas           | 531   | North Carolina | 442   |
| Free-Throw Percentage (350 ranked)             | 76                  | 5    | 74.6  | Villanova          | 82.5  | North Carolina | 77.0  |
| Offensive Rebounds Per Game (350 ranked)       | 270                 | 12   | 8.65  | South Carolina St. | 15.20 | NC State       | 11.84 |
| Personal Fouls Per Game (350 ranked)           | 29                  | 5    | 14.4  | Western Ky.        | 11.3  | Notre Dame     | 12.7  |
| Rebound Margin (350 ranked)                    | 137                 | 6    | 1.7   | Kentucky           | 10.1  | North Carolina | 7.6   |
| Scoring Defense (350 ranked)                   | 16                  | 2    | 61.3  | North Texas        | 55.6  | Virginia       | 60.4  |
| Scoring Margin (350 ranked)                    | 50                  | 3    | 8.4   | Gonzaga            | 23.3  | Duke           | 14.4  |
| Scoring Offense (350 ranked)                   | 213                 | 10   | 69.6  | Gonzaga            | 88.3  | Duke           | 80.4  |
| Steals Per Game (350 ranked)                   | 293                 | 13   | 5.3   | Abilene Christian  | 11.3  | Miami (FL)     | 8.8   |
| Three Pt FG Defense (350 ranked)               | 136                 | 5    | 32.7  | UC Irvine          | 25.3  | Duke           | 30.2  |
| Three-Point Field Goals Per Game (350 ranked)  | 42                  | 2    | 8.9   | VMI                | 12.5  | Notre Dame     | 9.2   |
| Three-Point Field-Goal Percentage (350 ranked) | 4                   | 1    | 38.8  | South Dakota St.   | 45.1  | Virginia Tech  | 38.8  |
| Total 3-point FGM (350 ranked)                 | 42                  | 2    | 277   | Furman             | 392   | Notre Dame     | 286   |
| Total Assists (350 ranked)                     | 66                  | 4    | 447   | Arizona            | 622   | Duke           | 533   |
| Total Blocks (350 ranked)                      | 143                 | 9    | 101   | Auburn             | 246   | Duke           | 169   |
| Total Rebounds (350 ranked)                    | 261                 | 13   | 995   | Arizona            | 1,294 | North Carolina | 1,228 |
| Total Rebounds Per Game (350 ranked)           | 312                 | 13   | 32.10 | Buffalo            | 42.69 | North Carolina | 39.61 |
| Total Steals (350 ranked)                      | 279                 | 13   | 165   | LSU                | 346   | Miami (FL)     | 274   |
| Turnover Margin (338 ranked)                   | 102                 | 5    | 1.2   | Abilene Christian  | 9.0   | Miami (FL)     | 4.3   |
| Turnovers Forced (350 ranked)                  | 220                 | 6    | 12.26 | Abilene Christian  | 21.79 | Florida St.    | 14.70 |
| Turnovers Per Game (350 ranked)                | 40                  | 7    | 11.0  | Wisconsin          | 8.6   | Miami (FL)     | 9.6   |
| Won-Lost Percentage (350 ranked)               | 118                 | 6    | 61.3  | Murray St.         | 93.8  | Duke           | 83.9  |

## GAMES STARTED

|                 | Streak | 21-22 | Career | ACC |
|-----------------|--------|-------|--------|-----|
| Hunter Cattoor  | 31     | 31    | 36     | 23  |
| David N'Guessan | -      | -     | -      | -   |
| Sean Pedulla    | -      | -     | -      | -   |
| Nahiem Alleyne  | 51     | 31    | 79     | 48  |
| Storm Murphy    | 114*   | 31    | 151    | 20  |
| Camden Johnson  | -      | -     | -      | -   |
| Jalen Haynes    | -      | -     | -      | -   |
| Darius Maddox   | -      | -     | -      | -   |
| Ben Varga       | -      | -     | -      | -   |
| Lynn Kidd       | -      | -     | -      | -   |
| John Ojiako     | -      | -     | 2      | 2   |
| Keve Aluma      | 61^    | 31    | 89     | 33  |
| Justyn Mutts    | 52     | 31    | 102    | 33  |

\* 83 games at Wofford  
^ 8 games at Wofford



## NON-CONFERENCE BREAKDOWN

| Team                | NET | Result   |
|---------------------|-----|----------|
| Maine               | 358 | W, 82-47 |
| at Navy             | 51  | W, 77-57 |
| Radford             | 249 | W, 65-39 |
| St. Francis (Pa.)   | 200 | W, 85-55 |
| Merrimack           | 243 | W, 72-43 |
| vs. #9/10 Memphis   | 65  | L, 69-61 |
| vs. #25/RV Xavier   | 30  | L, 59-58 |
| at Maryland         | 155 | W, 62-58 |
| Cornell             | 99  | W, 93-60 |
| at Dayton           | 95  | L, 62-57 |
| vs. St. Bonaventure | 83  | W, 86-49 |

Tech will play at least three times at Barclays Center this season.



Keve Aluma has notched a team-best 12 double-doubles over the last two seasons.

## SEASON BREAKDOWN

### TECH'S RECORD WHEN...

|                             | 2021-22 |
|-----------------------------|---------|
| Overall                     | 19-12   |
| ACC                         | 11-9    |
| At home                     | 11-4    |
| On the road                 | 7-6     |
| At neutral sites            | 1-2     |
| After a win                 | 12-7    |
| After a loss                | 6-5     |
| In overtime                 | 0-0     |
| vs. ranked opponents        | 0-3     |
| Winning the opening tip     | 13-6    |
| Losing the opening tip      | 6-6     |
| Decided by 1-4 points or OT | 4-4     |
| Decided by 5-10 points      | 3-6     |
| Decided by 11-20 points     | 4-2     |
| Decided by 21+ points       | 8-0     |
| Leading at half             | 15-4    |
| Tied at half                | 0-0     |
| Trailing at half            | 4-8     |
| VT shoots 50% or better     | 12-1    |
| VT shoots 40-49.9%          | 4-7     |
| VT shoots less than 40%     | 3-4     |
| VT out-shoots opponent      | 17-2    |
| Opp. out-shoots VT          | 2-10    |
| Opp. shoots 40% or better   | 9-10    |
| Opp. shoots less than 40%   | 10-2    |
| VT out-rebounds opponent    | 14-2    |
| Opp. out-rebounds VT        | 4-10    |
| Rebounds are tied           | 1-0     |
| VT has more FT attempts     | 12-4    |
| Opp. has more FT attempts   | 6-8     |
| VT makes more 3-pointers    | 16-6    |
| Opp. makes more 3-pointers  | 3-5     |
| VT wins turnover battle     | 13-6    |
| Opp. wins turnover battle   | 6-6     |
| Turnovers are tied          | 0-0     |
| VT scores 100+              | 0-0     |
| VT scores 90-99 points      | 1-0     |
| VT scores 80-89 points      | 5-0     |
| VT scores 70-79 points      | 8-1     |
| VT scores 60-69 points      | 5-6     |
| VT scores 50-59 points      | 0-5     |
| VT scores < 50 points       | 0-0     |
| Opp. scores > 99 points     | 0-0     |
| Opp. scores 90-99 points    | 0-0     |
| Opp. scores 80-89 points    | 0-1     |
| Opp. scores 70-79 points    | 4-3     |
| Opp. scores 60-69 points    | 2-6     |
| Opp. scores 50-59 points    | 7-2     |
| Opp. scores < 50 points     | 6-0     |
| Playing on Monday           | 3-1     |
| Playing on Tuesday          | 2-1     |
| Playing on Wednesday        | 5-4     |
| Playing on Thursday         | 1-0     |
| Playing on Friday           | 2-1     |
| Playing on Saturday         | 5-4     |
| Playing on Sunday           | 1-1     |
| In November                 | 5-2     |
| In December                 | 3-3     |
| In January                  | 3-5     |
| In February                 | 7-1     |
| In March                    | 1-1     |
| Playing during the day      | 4-5     |
| Playing at night            | 15-7    |
| Wearing White               | 7-4     |
| Wearing Maroon              | 5-3     |
| Wearing Orange              | 4-4     |
| Wearing Gray                | 3-1     |

### STARTING LINEUPS

#### W/L

19-12      Murphy, Cattoor, Alleyne, Mutts, Aluma

#### Margin of Victory/Defeat

|        | 1 | 2 | 3 | 4 | 5 | 6 | 7 | 8 | 9 | 10 | 11-19 | 20+ |
|--------|---|---|---|---|---|---|---|---|---|----|-------|-----|
| Wins   | 1 | - | 1 | 2 | 1 | 1 | - | - | 1 | -  | 3     | 9   |
| Losses | 1 | 1 | 1 | 1 | 3 | - | - | 2 | - | 1  | 2     | -   |

#### Most First Half Points

Virginia Tech      49 at Pitt (2/5/22)  
Opponents          40 vs. Notre Dame (1/15/22)

#### Most Second Half Points

Virginia Tech      51 vs. Saint Francis (11/18/21)  
Opponents          49 at Pitt (2/5/22)

#### Fewest First Half Points

Virginia Tech      22 at Dayton (12/12/21)  
Opponents          17, vs. Pitt (2/7/22)

#### Fewest Second Half Points

Virginia Tech      26 at Clemson (3/5/22)  
Opponents          21 vs. Radford (11/15/21)

#### Largest Halftime Lead

Virginia Tech      27 at Pitt (2/5/22)  
Opponents          8 (3x), vs. UNC (2/19/22)

#### Largest Margin of Victory

Virginia Tech      37 vs. St. Bonaventure (12/17/21)  
Opponents          19 vs. Wake Forest (11/24/21)

### MISCELLANEOUS

#### How 1st Points Were Scored

|            |    |
|------------|----|
| Layup      | 5  |
| 3FG        | 16 |
| Jumper     | 6  |
| Dunk       | -  |
| Free Throw | 4  |
| Tip-in     | -  |

#### Rebounds Leader

|                 |    |
|-----------------|----|
| Nahiem Alleyne  | 1  |
| Keve Aluma      | 11 |
| Hunter Cattoor  | 2  |
| Justyn Mutts    | 17 |
| David N'Guessan | 2  |

#### Blocks Leader

|                 |    |
|-----------------|----|
| Keve Aluma      | 13 |
| Hunter Cattoor  | 3  |
| Darius Maddox   | 2  |
| Justyn Mutts    | 13 |
| David N'Guessan | 10 |
| John Ojiako     | 2  |

#### 15+ Rebounds

|   |   |
|---|---|
| - | - |
|---|---|

#### 20+ Rebounds

|   |   |
|---|---|
| - | - |
|---|---|

#### Scored VT's 1st Points

|                |   |
|----------------|---|
| Nahiem Alleyne | 9 |
| Keve Aluma     | 7 |
| Hunter Cattoor | 7 |
| Storm Murphy   | 3 |
| Justyn Mutts   | 5 |

#### Assists Leader

|                |    |
|----------------|----|
| Nahiem Alleyne | 4  |
| Keve Aluma     | 4  |
| Hunter Cattoor | 7  |
| Storm Murphy   | 12 |
| Justyn Mutts   | 12 |
| Sean Pedulla   | 3  |

#### 10+ Points

|                 |    |
|-----------------|----|
| Nahiem Alleyne  | 16 |
| Keve Aluma      | 26 |
| Hunter Cattoor  | 15 |
| Darius Maddox   | 7  |
| Storm Murphy    | 9  |
| Justyn Mutts    | 16 |
| David N'Guessan | 2  |
| Sean Pedulla    | 3  |

#### 5+ Assists

|                |   |
|----------------|---|
| Keve Aluma     | 1 |
| Hunter Cattoor | 3 |
| Storm Murphy   | 3 |
| Justyn Mutts   | 7 |
| Sean Pedulla   | 1 |

#### 10+ Assists

|              |   |
|--------------|---|
| Justyn Mutts | 1 |
|--------------|---|

#### First Off VT Bench

|                 |    |
|-----------------|----|
| Darius Maddox   | 18 |
| David N'Guessan | 20 |
| John Ojiako     | 5  |
| Sean Pedulla    | 11 |

#### Steals Leader

|                 |    |
|-----------------|----|
| Nahiem Alleyne  | 6  |
| Keve Aluma      | 7  |
| Hunter Cattoor  | 15 |
| Darius Maddox   | 3  |
| Storm Murphy    | 3  |
| Justyn Mutts    | 12 |
| David N'Guessan | 3  |
| Sean Pedulla    | 2  |

#### 20+ Points

|                |   |
|----------------|---|
| Nahiem Alleyne | 2 |
| Keve Aluma     | 8 |
| Hunter Cattoor | 2 |
| Storm Murphy   | 1 |
| Justyn Mutts   | 2 |
| Sean Pedulla   | 1 |

#### 5+ Steals

|              |   |
|--------------|---|
| Justyn Mutts | 1 |
|--------------|---|

#### 5+ Blocks

|   |   |
|---|---|
| - | - |
|---|---|

#### Points Leader

|                 |    |
|-----------------|----|
| Nahiem Alleyne  | 5  |
| Keve Aluma      | 19 |
| Hunter Cattoor  | 4  |
| Darius Maddox   | 1  |
| Storm Murphy    | 3  |
| Justyn Mutts    | 4  |
| David N'Guessan | 1  |

#### 30+ Points

|   |   |
|---|---|
| - | - |
|---|---|

#### Double-Doubles

|              |   |
|--------------|---|
| Keve Aluma   | 6 |
| Justyn Mutts | 3 |

#### Triple-Doubles

|              |   |
|--------------|---|
| Justyn Mutts | 1 |
|--------------|---|

#### 10+ Rebounds

|              |   |
|--------------|---|
| Keve Aluma   | 6 |
| Justyn Mutts | 7 |



THE LAST TIME

LAST TIME VIRGINIA TECH...

|   |   |
|---|---|
| Scored 100+ points and won                    | 100-64, vs. Delaware State, 11/20/19                                    |
| Scored 100+ points and lost                   | 100-104 (2OT), vs. Maryland, 2/27/10                                    |
| Played in OT                                  | 70-75 (OT), vs. Florida, 3/19/21  |
| Played in consecutive OTs                     | 82-77 (OT), vs. UAB, 11/28/15;<br>79-81 (OT), vs. Northwestern, 12/1/15 |
| Played in 2OT                                 | 79-77 (2OT), vs. North Carolina, 1/22/20                                |
| Played in 3OT                                 | 95-102 (3OT), vs. Miami (Fla.), 1/19/20                                 |
| Scored 100+ points                            | 100-64, vs. Delaware State, 11/20/19                                    |
| Scored 90-99 points                           | 93-60, vs. Cornell, 12/8/21   |
| Scored 80-89 points                           | 81-66, vs. Georgia Tech, 2/2/22   |
| Scored 70-79 points                           | 75-43, vs. Louisville, 3/1/22   |
| Scored 60-69 points                           | 62-58, at Georgia Tech, 2/23/22   |
| Scored 50-59 points                           | 59-63, at Clemson, 3/5/22   |
| Scored 40-49 points                           | 47-24, at No. 23/22 NC State, 2/2/19                                    |
| Scored 30-39 points                           | 39-65, at No. 19/19 Virginia, 1/4/20                                    |
| Scored 20-29 points                           | 27-40, at McGuire Hospital, 2/2/46                                      |
| Scored 10-19 points                           | 16-45, at Virginia, 1/30/39   |
| Scored less than 10 points                    | 9-29, vs. North Carolina, 1/12/35                                       |
| Allowed 100+ points                           | 95-102 (3OT), vs. Miami (Fla.), 1/19/20                                 |
| Allowed 90-99 points                          | 77-90, vs. BYU, 11/27/19  |
| Allowed 80-89 points                          | 61-80, vs. Wake Forest, 12/4/21   |
| Allowed 70-79 points                          | 71-70, at Miami, 2/26/22  |
| Allowed 60-69 points                          | 59-63, at Clemson, 3/5/22   |
| Allowed 50-59 points                          | 62-58, at Georgia Tech, 2/23/22   |
| Allowed 40-49 points                          | 75-43, vs. Louisville, 3/1/22   |
| Allowed 30-39 points                          | 65-39, vs. Radford, 11/15/21  |
| Allowed 20-29 points                          | 47-24, at No. 23/22 NC State, 2/2/19                                    |
| Allowed 10-19 points                          | 60-19, vs. Lynchburg, 1/9/46  |
| Allowed less than 10 points                   | 28-9, vs. Hampden-Sydney, 1/17/23                                       |
| Scored at least 60 points in a half           | 66, 2nd Half, vs. The Citadel, 11/12/17                                 |
| Largest margin of victory                     | 83 points, vs. Randolph-Macon (87-4), 1/10/1911                         |
| Largest margin of victory in ACC              | 38 points, vs. Wake Forest (84-46), 2/27/21                             |
| Defeated a ranked opponent on the road        | 47-24, at No. 23/22 NC State, 2/2/19                                    |
| Defeated a ranked opponent at home            | 65-51, vs. No. 8/8 Virginia, 1/30/21                                    |
| Defeated a ranked opponent on a neutral court | 81-73 (OT), vs. No. 3/3 Villanova, 11/28/20                             |
| Defeated a defending national champion        | 65-51, vs. No. 8/8 Virginia, 1/30/21                                    |
| Held opponent without a double-figure scorer  | 65-39, vs. Radford, 11/15/21  |
| Failed to have a double-figure scorer         | 41-57, vs. Temple, 2/25/96  |
| Had 6 or more players score in double figures | vs. Cornell, 12/8/21  |
| Had 7 or more players score in double figures | vs. Cornell, 12/8/21  |
| Did not make a 3FG                            | at Providence, 2/1/03   |
| Opponent did not make a 3FG                   | vs. Virginia, 2/14/22   |
| Did not shoot a FT in the first half          | vs. No. 3/3 Villanova, 11/28/20   |
| Did not shoot a FT in the second half         | vs. Virginia, 12/5/10   |
| Opponent did not shoot a FT                   | vs. Merrimack, 11/21/21   |
| Held an opponent under 10 points in a half    | 9 points, vs. Eastern Michigan (1H), 12/22/11                           |
| Held an opponent under 20 points in a half    | 17 points, vs. Pitt (1H), 2/7/22  |
| Had double-figure blocked shots               | 10, 84-46, vs. Wake Forest, 2/27/21                                     |
| Came back from a double-figure deficit to win | 10 points, vs. Notre Dame, 1/15/22                                      |
| Lost a double-digit lead                      | 11 points, at Boston College, 1/22/22                                   |
| Led by 20 or more points at halftime          | 27 points, at Pitt, 2/5/22  |
| Had 20-29 assists in a game                   | 21, at Miami, 2/26/22   |
| Had 30 or more assists                        | 36, vs. The Citadel, 11/12/17   |
| Held a team under 20 percent from the floor   | 16.7%, at No. 23/22 NC State, 2/2/19                                    |
| Held a team under three made FGs in a half    | 2 FG, vs. Notre Dame, 1/10/21   |
| Won an NCAA Tournament game                   | 67-58, vs. Liberty, 3/24/19   |

WHAT'S A HOKIE?

The answer leads all the way back to 1896 when Virginia Agricultural and Mechanical College changed its name to Virginia Polytechnic Institute. With the change came the necessity for writing a new cheer and a contest for such a purpose was held by the student body.



Senior O.M. Stull won first prize for his "Hokie" yell which is still used today. Later, when asked if "Hokie" had any special meaning, Stull explained the word was solely the product of his imagination and was used only as an attention-getter for his yell. It soon became a nickname for all Tech teams and for those people loyal to Tech athletics.

The official university school colors - Chicago Maroon and Burnt Orange - also were introduced in 1896. The colors were chosen by a committee because they made a 'unique combination' not worn elsewhere at the time. The official definition of "Hokie" is "a loyal Virginia Tech Fan."



OUR NAME

When referring to our name, we ask that you use Virginia Tech, Hokies or Tech - and not 'Vah Tech.' Thank you!

## THE LAST TIME

### LAST TIME A VIRGINIA TECH PLAYER...

|  |  |
|--|--|
| Recorded a double-double                                       | Justyn Mutts (14 pts./10 rebs), vs. Louisville, 3/1/22   |
| Recorded a triple-double                                       | Justyn Mutts (12 pts./14 rebs./11 ast.), vs. Syracuse, 2/12/22   |
| Two Tech players recorded double-doubles in same game          | Keve Aluma (14 pts./12 rebs.) & Justyn Mutts (14 pts./11 rebs.), at Notre Dame, 1/27/21                      |
| Two Tech players recorded double-doubles in consecutive games  | vs. North Carolina (ACC Tournament), 3/13/09; vs. Duquesne (NIT), 3/18/09                                    |
| Had five or more steals  | Justyn Mutts (5), at Pitt, 2/5/22  |
| Had 10 or more assists in a game                               | Justyn Mutts (11), vs. Syracuse, 2/12/22   |
| Had 20 or more rebounds in a game                              | Jeff Allen (21), vs. Longwood, 12/14/08  |
| Two Tech players with double-figure rebounds                   | Justyn Mutts (12) & Keve Aluma (11), vs. No. 9/10 Memphis, 11/24/21  |
| Two Tech players had five or more assists                      | Justyn Mutts (6) & Hunter Cattoor (6), at Miami, 2/26/22   |
| Three Tech players had five or more assists                    | Chris Clarke (10), Justin Robinson (6) & Seth Allen (6), vs. The Citadel, 12/17/16                           |
| Four Tech players had five or more assists                     | Kerry Blackshear Jr. (8), Devin Wilson (7), Justin Robinson (7) & Chris Clarke (5), vs. The Citadel, 1/30/21 |
| Three Tech players made five or more 3FG                       | Nahiem Alleyne (5), Jalen Cone (5) & Isaiah Wilkins (5), vs. Delaware State, 11/20/19                        |
| Eight or more Tech players made a 3FG                          | 8 players, at Pitt, 2/5/22   |
| Two Tech players scored 20 or more points                      | Hunter Cattoor (27) & Sean Pedulla (20), at Florida State, 1/29/22   |
| Three Tech players scored 20 or more points                    | Nickeil Alexander-Walker (25), Ahmed Hill (23) & Justin Robinson (23), vs. No. 23/22 Purdue, 11/18/18        |
| Two Tech players scored 20 or more points in consecutive games | Nickeil Alexander-Walker & Kerry Blackshear Jr., 11/10/17 & 11/12/17   |
| Tech freshman scored 20 or more points in a game               | Sean Pedulla (20), at Florida State, 1/29/22   |
| Three Tech freshmen scored in double figures in a game         | Hunter Cattoor (14), Jalen Cone (11) & Lander Nolley II (10), vs. North Carolina, 3/10/20                    |
| Four Tech freshmen scored in double figures in a game          | Lander Nolley II (21), Tyrece Radford (21), Jalen Cone (15) & Nahiem Alleyne (10), at Wake Forest, 1/14/20   |
| Tech player scored 30-39 points in a game                      | Keve Aluma (30), at Pittsburgh, 2/3/21   |
| Tech player scored 40-49 points in a game                      | Dorenzo Hudson (41), vs. Seton Hall, 1/2/10  |
| Tech player scored 50+ points in a game                        | Bimbo Coles (51), vs. Southern Miss, 2/6/88  |
| Tech player had consecutive double-doubles                     | Keve Aluma, 2/23/22, 2/26/22   |
| Tech player had three consecutive double-doubles               | Keve Aluma, 1/27/21, 1/30/21, 2/3/21   |
| Tech freshman had consecutive double-doubles                   | Kerry Blackshear Jr., 12/13/15, 12/19/15   |
| Tech allowed a triple-double                                   | Dennis Smith Jr. (27 pts./11 rebs./11 ast.), at NC State, 1/4/17   |
| Tech had a walk-on score double figures                        | Christian Beyer (13), vs. Alabama A&M, 12/14/14  |



### NAW IN YEAR 3


- Nickeil Alexander-Walker left his mark on Virginia Tech and is working on making a name for himself at the next level in the NBA.
- A first-round draft pick in 2019, the Toronto native played in 46 games last season for the New Orleans Pelicans, averaging 21.9 minutes per game and 11 points per game.
- It was a roller coaster to begin the month of February for Nickeil, who was traded to Portland, but then was picked up by Utah less than one day later.

### J-ROB ENDS RUN WITH THE PISTONS

- Justin Robinson signed a 10-day contract with the Detroit Pistons on Dec. 28, 2021.
- The Manassas, Virginia native dropped in eight points on 3-of-7 shooting against the San Antonio Spurs on Jan. 1, 2022.
- He dialed up a season-high nine points on 3-of-9 shooting in a 140-111 loss at the Charlotte Hornets on Jan. 5.







# MIKE YOUNG

Head Coach | Third Season at Virginia Tech

2020-21 ACC Coach of the Year

## CAREER RECORDS

|                       |         |
|-----------------------|---------|
| Overall Record        | 349-279 |
| Conference Games      | 202-150 |
| Non-Conference Games  | 147-129 |
| Conference Tournament | 20-14   |
| NCAA Tournament       | 1-6     |
| Overtime Games        | 19-16   |
| One-Point Games       | 11-14   |
| vs. AP Top 25         | 5-24    |

## VS. CURRENT ACC HEAD COACHES

| Coach            | All          | VT           | Wofford     |
|------------------|--------------|--------------|-------------|
| Earl Grant       | 0-1          | 0-1          | -           |
| Brad Brownell    | 3-3          | 3-1          | 0-2         |
| Mike Krzyzewski  | 1-5          | 1-3          | 0-2         |
| Leonard Hamilton | 1-1          | 1-1          | -           |
| Josh Pastner     | 3-3          | 2-2          | 1-1         |
| Mike Pegues      | 1-0          | 1-0          | -           |
| Jim Larrañaga    | 4-4          | 3-3          | 1-1         |
| Kevin Keatts     | 2-1          | 2-1          | -           |
| Hubert Davis     | 0-2          | 0-2          | -           |
| Mike Brey        | 3-2          | 3-1          | 0-1         |
| Jeff Capel III   | 3-1          | 3-1          | -           |
| Jim Boeheim      | 2-2          | 2-2          | -           |
| Tony Bennett     | 2-4          | 2-3          | 0-1         |
| Steve Forbes     | 8-4          | 2-1          | 6-3         |
| <b>Total</b>     | <b>33-33</b> | <b>25-22</b> | <b>8-11</b> |

### vs. Coach Young

|                  |                          |
|------------------|--------------------------|
| Earl Grant       | 1-0 at BC                |
| Brad Brownell    | 3-3 at Clemson           |
| Mike Krzyzewski  | 5-1 at Duke              |
| Leonard Hamilton | 1-1 at Florida State     |
| Josh Pastner     | 3-3 at Georgia Tech      |
| Mike Pegues      | 0-1 at Louisville        |
| Jim Larrañaga    | 0-1 at GMU; 4-3 at Miami |
| Kevin Keatts     | 1-2 at NC State          |
| Hubert Davis     | 2-0 at UNC               |
| Mike Brey        | 2-3 at Notre Dame        |
| Jeff Capel III   | 1-3 at Pitt              |
| Jim Boeheim      | 2-2 at Syracuse          |
| Tony Bennett     | 4-2 at UVA               |
| Steve Forbes     | 3-6 at ETSU; 1-2 at Wake |

## ▶ COACH YOUNG: CAREER BREAKDOWN

| Season         | School            | Overall             | Conference          | Finish | Postseason        | Ranking | RPI/NET |
|----------------|-------------------|---------------------|---------------------|--------|-------------------|---------|---------|
| 2002-03        | Wofford           | 14-15 .483          | 8-8 .500            | T6th   | -                 | -/-     | 219     |
| 2003-04        | Wofford           | 9-20 .310           | 4-12 .250           | T10th  | -                 | -/-     | 273     |
| 2004-05        | Wofford           | 14-14 .500          | 7-9 .438            | 8th    | -                 | -/-     | 225     |
| 2005-06        | Wofford           | 11-18 .379          | 6-9 .400            | 9th    | -                 | -/-     | 287     |
| 2006-07        | Wofford           | 10-20 .333          | 5-13 .278           | T9th   | -                 | -/-     | 295     |
| 2007-08        | Wofford           | 16-16 .500          | 8-12 .400           | 8th    | -                 | -/-     | 191     |
| 2008-09        | Wofford           | 16-14 .533          | 12-8 .600           | 4th    | -                 | -/-     | 177     |
| 2009-10        | Wofford           | 26-9 .743           | 15-3 .833           | 1st    | NCAA First Round  | -/-     | 73      |
| 2010-11        | Wofford           | 21-13 .618          | 14-4 .778           | T1st   | NCAA First Round  | -/-     | 105     |
| 2011-12        | Wofford           | 19-14 .576          | 12-6 .667           | T2nd   | CBI               | -/-     | 178     |
| 2012-13        | Wofford           | 13-19 .406          | 7-11 .389           | T8th   | -                 | -/-     | 253     |
| 2013-14        | Wofford           | 20-13 .606          | 11-5 .688           | T3rd   | NCAA First Round  | -/-     | 152     |
| 2014-15        | Wofford           | 28-7 .800           | 16-2 .889           | 1st    | NCAA First Round  | RV/-    | 49      |
| 2015-16        | Wofford           | 15-17 .469          | 11-7 .611           | T3rd   | -                 | -/-     | 202     |
| 2016-17        | Wofford           | 16-17 .485          | 10-8 .556           | T4th   | -                 | -/-     | 189     |
| 2017-18        | Wofford           | 21-13 .618          | 11-7 .611           | T4th   | CIT               | -/-     | 141     |
| 2018-19        | Wofford           | 30-5 .857           | 18-0 1.000          | 1st    | NCAA Second Round | 19/18   | 14      |
| <b>Totals</b>  | <b>17 Seasons</b> | <b>299-244 .551</b> | <b>175-124 .585</b> |        |                   |         |         |
| 2019-20        | Virginia Tech     | 16-16 .500          | 7-13 .350           | T10th  | -                 | -/-     | 92      |
| 2020-21        | Virginia Tech     | 15-7 .682           | 9-4 .692            | 3rd    | NCAA First Round  | 25/RV   | 51      |
| 2021-22        | Virginia Tech     | 19-12 .613          | 11-9 .550           | -      | -                 | -/-     | 37      |
| <b>Totals</b>  | <b>3 Seasons</b>  | <b>50-35 .588</b>   | <b>27-26 .509</b>   |        |                   |         |         |
| <b>Overall</b> | <b>20 Seasons</b> | <b>349-279 .556</b> | <b>202-150 .574</b> |        |                   |         |         |

## ▶ THE YOUNG FILE

|                             |                     |
|-----------------------------|---------------------|
| Born                        | 5/1/1963            |
| Hometown                    | Radford, Virginia   |
| Wife                        | Margaret            |
| Children                    | Cooper, Davis       |
| Education                   | Emory & Henry, 1986 |
| Joined Tech Staff           | 4/7/2019            |
| Years as College Head Coach | 20                  |
| Years as College Coach      | 35                  |

### Coaching Career

|          |                                |
|----------|--------------------------------|
| 1986-88  | Assistant Coach, Emory & Henry |
| 1988-89  | Assistant Coach, Radford       |
| 1989-02  | Assistant Coach, Wofford       |
| 2002-19  | Head Coach, Wofford            |
| 2019-pr. | Head Coach, Virginia Tech      |

## ▶ ACCOMPLISHMENTS

### Six NCAA Tournaments

2021, 2019, 2015, 2014, 2011, 2010

### Five SoCon Tournament Championships

2019, 2015, 2014, 2011, 2010

### Four SoCon Regular-Season Titles

2019, 2015, 2011, 2010

### Two-time National Coach of the Year

2019 (Sporting News), 2010 (Hugh Durham)

### Three AP All-America Selections

Fletcher Magee (2018-19), Karl Cochran (2014-15), Noah Dahlman (2009-10)



# O HUNTER CATTOOR

**JUNIOR** Guard | 6-3 | 200 | Human Development  
Orlando, Florida | Bishop Moore



## SEASON/CAREER BESTS

### POINTS

Season 27 at Florida State (1/29/22)  
Career 27 at Florida State (1/29/22)

### REBOUNDS

Season 9 vs. Radford (11/15/21)  
Career 9 vs. Radford (11/15/21)

### ASSISTS

Season 6 at Miami (2/26/22)  
Career 6 at Miami (2/26/22)

### BLOCKS

Season 2 at Florida State (1/29/22)  
Career 3 vs. Wake Forest (2/27/21)

### STEALS

Season 3 at Virginia (1/12/22)  
Career 3 (4x), last at Virginia (1/12/22)

### MINUTES

Season 39 at Virginia (1/12/22)  
Career 39 at Virginia (1/12/22)

### FIELD GOALS MADE

Season 9 at Florida State (1/29/22)  
Career 9 at Florida State (1/29/22)

### FIELD GOALS ATTEMPTED

Season 12 at Florida State (1/29/22)  
Career 12 at Florida State (1/29/22)

### 3-PT. FIELD GOALS MADE

Season 9 at Florida State (1/29/22)  
Career 9 at Florida State (1/29/22)

### 3-PT. FIELD GOALS ATTEMPTED

Season 11 at Florida State (1/29/22)  
Career 11 at Florida State (1/29/22)

### FREE THROWS MADE

Season 5 vs. Syracuse (2/12/22)  
Career 6 vs. South Florida (11/29/20)

### FREE THROWS ATTEMPTED

Season 6 vs. Syracuse (2/12/22)  
Career 8 vs. South Florida (11/29/20)

## CAREER STATS

|              | GP-GS        | MIN         | AVG         | FG-FGA         | FG%         | 3FG-FGA        | 3FG%        | FT-FTA        | FT%         | OFF-DEF-TOT       | AVG        | PF-FO        | AST        | TO        | BLK       | STL       | PTS        | AVG        |
|--------------|--------------|-------------|-------------|----------------|-------------|----------------|-------------|---------------|-------------|-------------------|------------|--------------|------------|-----------|-----------|-----------|------------|------------|
| 2019-20      | 31-3         | 629         | 20.3        | 69-165         | .418        | 51-127         | .402        | 14-22         | .636        | 4-73-77           | 2.5        | 44-0         | 35         | 16        | 4         | 31        | 203        | 6.5        |
| 2020-21      | 22-2         | 489         | 22.2        | 57-125         | .456        | 39-90          | .433        | 34-43         | .791        | 2-39-41           | 1.9        | 34-1         | 30         | 26        | 11        | 20        | 187        | 8.5        |
| 2021-22      | 31-31        | 1025        | 33.1        | 100-238        | .420        | 71-175         | .406        | 29-39         | .744        | 11-117-128        | 4.1        | 65-0         | 66         | 32        | 5         | 32        | 300        | 9.7        |
| <b>TOTAL</b> | <b>84-36</b> | <b>2143</b> | <b>25.5</b> | <b>226-528</b> | <b>.428</b> | <b>161-392</b> | <b>.411</b> | <b>77-104</b> | <b>.740</b> | <b>17-229-246</b> | <b>2.9</b> | <b>143-1</b> | <b>131</b> | <b>74</b> | <b>20</b> | <b>83</b> | <b>690</b> | <b>8.2</b> |

- MVP of Basketball Hall of Fame Shootout vs. St. Bonaventure. *Last name pronounced: kuh-TOUR*
- One of Tech's top threats from three.
- Had 12 games of hitting three or more 3FGs during the 2020-21 season.
- Reached double-figure scoring 11 times as a sophomore.
- Made the game-tying 3-pointer to send the Miami (Fla.) (2/6) game into overtime, and then hit two clutch free throws in the final four seconds of OT to make it a two-possession game and preserve the win - finishing with 14 points and three rebounds.
- Played in 31 games, drawing three starts in 2019-20.
- Originally committed to Wofford, but signed with the Hokies after Virginia Tech's hiring of Mike Young.
- Four-year letterwinner at Bishop Moore High School.
- FHSAA 6A first-team All-State and District Player of the Year.
- Scored 1,420 points in high school. Was a 3-star (247 Sports).
- Also played quarterback on Bishop Moore's football team.
- Wants to coach basketball when playing career is over.

## 2021-22 GAME-BY-GAME STATS

| OPPONENT            | DATE     | ST | MIN | FG-FGA | PCT  | 3FG-FGA | PCT   | FT-FTA | PCT   | OFF | DEF | TOT | PF | A | T/O | BLK | STL | PTS |
|---------------------|----------|----|-----|--------|------|---------|-------|--------|-------|-----|-----|-----|----|---|-----|-----|-----|-----|
| Maine               | 11/9/21  | *  | 31  | 2-4    | .500 | 1-3     | .333  | 0-0    | .000  | 0   | 4   | 4   | 0  | 5 | 0   | 0   | 0   | 5   |
| at Navy             | 11/12/21 | *  | 33  | 7-10   | .700 | 5-7     | .714  | 0-0    | .000  | 1   | 2   | 3   | 2  | 4 | 0   | 0   | 2   | 19  |
| Radford             | 11/15/21 | *  | 32  | 2-9    | .222 | 1-6     | .167  | 2-2    | 1.000 | 0   | 9   | 9   | 0  | 1 | 2   | 0   | 2   | 7   |
| St. Francis (Pa.)   | 11/18/21 | *  | 29  | 1-5    | .200 | 0-2     | .000  | 0-0    | .000  | 1   | 4   | 5   | 3  | 1 | 2   | 0   | 0   | 2   |
| Merrimack           | 11/21/21 | *  | 30  | 2-7    | .286 | 2-7     | .286  | 2-2    | 1.000 | 0   | 3   | 3   | 0  | 1 | 0   | 0   | 2   | 8   |
| vs. Memphis         | 11/24/21 | *  | 28  | 3-8    | .375 | 2-5     | .400  | 1-3    | .333  | 0   | 3   | 3   | 4  | 0 | 1   | 0   | 1   | 9   |
| vs. Xavier          | 11/26/21 | *  | 37  | 5-10   | .500 | 3-7     | .429  | 0-0    | .000  | 0   | 3   | 3   | 3  | 4 | 2   | 0   | 1   | 13  |
| at Maryland         | 12/1/21  | *  | 36  | 4-10   | .400 | 4-7     | .571  | 0-0    | .000  | 0   | 1   | 2   | 3  | 0 | 0   | 2   | 12  |     |
| Wake Forest         | 12/4/21  | *  | 31  | 1-5    | .200 | 0-4     | .000  | 0-0    | .000  | 0   | 2   | 2   | 3  | 2 | 1   | 0   | 1   | 2   |
| Cornell             | 12/8/21  | *  | 25  | 4-8    | .500 | 3-4     | .750  | 0-0    | .000  | 0   | 4   | 4   | 4  | 0 | 0   | 0   | 0   | 11  |
| at Dayton           | 12/12/21 | *  | 37  | 4-9    | .444 | 2-6     | .333  | 4-4    | 1.000 | 1   | 5   | 6   | 1  | 2 | 1   | 0   | 2   | 14  |
| vs. St. Bonaventure | 12/17/21 | *  | 26  | 6-7    | .857 | 5-5     | 1.000 | 4-5    | .800  | 1   | 4   | 5   | 1  | 0 | 1   | 0   | 1   | 21  |
| at Duke             | 12/22/21 | *  | 35  | 4-10   | .400 | 2-4     | .500  | 0-0    | .000  | 1   | 3   | 4   | 3  | 0 | 2   | 0   | 1   | 10  |
| NC State            | 1/4/22   | *  | 38  | 3-7    | .429 | 3-7     | .429  | 0-0    | .000  | 0   | 3   | 3   | 2  | 0 | 0   | 0   | 0   | 9   |
| at Virginia         | 1/12/22  | *  | 39  | 4-10   | .400 | 2-5     | .400  | 0-0    | .000  | 0   | 6   | 6   | 0  | 5 | 1   | 1   | 3   | 10  |
| Notre Dame          | 1/15/22  | *  | 37  | 0-3    | .000 | 0-2     | .000  | 1-2    | .500  | 0   | 3   | 3   | 4  | 3 | 0   | 0   | 0   | 1   |
| at NC State         | 1/19/22  | *  | 36  | 3-5    | .600 | 2-4     | .500  | 0-0    | .000  | 0   | 3   | 3   | 3  | 4 | 0   | 0   | 2   | 8   |
| at Boston College   | 1/22/22  | *  | 37  | 5-8    | .625 | 4-5     | .800  | 0-0    | .000  | 0   | 0   | 0   | 3  | 1 | 2   | 0   | 0   | 14  |
| at North Carolina   | 1/24/22  | *  | 34  | 4-9    | .444 | 3-6     | .500  | 2-3    | .667  | 1   | 6   | 7   | 1  | 0 | 1   | 0   | 1   | 13  |
| Miami               | 1/26/22  | *  | 36  | 4-9    | .444 | 4-8     | .500  | 1-1    | 1.000 | 0   | 2   | 2   | 1  | 2 | 1   | 0   | 1   | 13  |
| at Florida State    | 1/29/22  | *  | 38  | 9-12   | .750 | 9-11    | .818  | 0-0    | .000  | 0   | 4   | 2   | 1  | 2 | 2   | 2   | 0   | 27  |
| Georgia Tech        | 2/2/22   | *  | 38  | 2-8    | .250 | 1-7     | .143  | 3-4    | .750  | 0   | 5   | 5   | 2  | 3 | 2   | 1   | 0   | 8   |
| at Pittsburgh       | 2/5/22   | *  | 24  | 1-5    | .200 | 1-4     | .250  | 0-1    | .000  | 1   | 1   | 2   | 2  | 3 | 2   | 0   | 1   | 3   |
| Pittsburgh          | 2/7/22   | *  | 30  | 5-8    | .625 | 2-4     | .500  | 0-1    | .000  | 1   | 5   | 6   | 0  | 3 | 0   | 1   | 2   | 12  |
| Syracuse            | 2/12/22  | *  | 32  | 3-10   | .300 | 3-10    | .300  | 5-6    | .833  | 0   | 7   | 7   | 2  | 2 | 1   | 0   | 2   | 14  |
| Virginia            | 2/14/22  | *  | 32  | 1-5    | .200 | 1-4     | .250  | 0-0    | .000  | 1   | 6   | 7   | 4  | 2 | 2   | 0   | 0   | 3   |
| North Carolina      | 2/19/22  | *  | 34  | 2-7    | .286 | 1-6     | .167  | 0-0    | .000  | 1   | 5   | 6   | 4  | 2 | 1   | 0   | 1   | 5   |
| at Georgia Tech     | 2/23/22  | *  | 36  | 2-10   | .200 | 1-9     | .111  | 2-3    | .667  | 1   | 4   | 5   | 3  | 3 | 0   | 1   | 1   | 7   |
| at Miami            | 2/26/22  | *  | 37  | 3-7    | .429 | 2-6     | .333  | 2-2    | 1.000 | 0   | 4   | 4   | 2  | 6 | 1   | 0   | 2   | 10  |
| Louisville          | 3/1/22   | *  | 26  | 3-7    | .429 | 1-5     | .200  | 0-0    | .000  | 0   | 4   | 4   | 1  | 1 | 0   | 0   | 1   | 7   |
| at Clemson          | 3/5/22   | *  | 31  | 1-6    | .167 | 1-5     | .200  | 0-0    | .000  | 0   | 2   | 2   | 3  | 2 | 1   | 0   | 0   | 3   |
| vs. Clemson         | 3/9/22   |    |     |        |      |         |       |        |       |     |     |     |    |   |     |     |     |     |

## PRODUCTION TRACKER

|                      | This Season | Career |
|----------------------|-------------|--------|
| Scored 10+ Points    | 15          | 36     |
| Scored 20+ Points    | 2           | 2      |
| Led Tech in Scoring  | 5           | 7      |
| Made 3+ 3FGs         | 11          | 23     |
| Led Tech in 3FGM     | 16          | 25     |
| Shot over 40% from 3 | 15          | 46     |
| Had a Double-Double  | -           | -      |
| Had Multiple Assists | 19          | 37     |
| Had Multiple Steals  | 10          | 24     |



# 1 DAVID N'GUESSAN

**SOPHOMORE** Forward | 6-9 | 205 | Sociology  
De Lier, The Netherlands | Mt. Zion Prep



## SEASON/CAREER BESTS

### POINTS

Season 19 vs. Saint Francis (11/18/21)  
Career 19 vs. Saint Francis (11/18/21)

### REBOUNDS

Season 9 vs. Cornell (12/8/21)  
Career 9 vs. Cornell (12/8/21)

### ASSISTS

Season 3 vs. Pitt (2/7/22)  
Career 3 vs. Pitt (2/7/22)

### BLOCKS

Season 3 (2x), last vs. Notre Dame (1/15/22)  
Career 3 (2x), last vs. Notre Dame (1/15/22)

### STEALS

Season 2 vs. Radford (11/15/21)  
Career 2 (3x), last vs. Radford (11/15/21)

### MINUTES

Season 27 at Florida State (1/29/22)  
Career 27 at Florida State (1/29/22)

### FIELD GOALS MADE

Season 7 vs. Maine (11/9/21)  
Career 7 vs. Maine (11/9/21)

### FIELD GOALS ATTEMPTED

Season 8 vs. Georgia Tech (2/2/22)  
Career 8 vs. Georgia Tech (2/2/22)

### 3-PT. FIELD GOALS MADE

Season 1 (4x), last at Pitt (2/5/22)  
Career 1 (4x), last at Pitt (2/5/22)

### 3-PT. FIELD GOALS ATTEMPTED

Season 2 (3x), last at Clemson (3/5/22)  
Career 2 (3x), last at Clemson (3/5/22)

### FREE THROWS MADE

Season 4 vs. Cornell (12/8/21)  
Career 4 vs. Cornell (12/8/21)

### FREE THROWS ATTEMPTED

Season 7 vs. Cornell (12/8/21)  
Career 7 vs. Cornell (12/8/21)

## CAREER STATS

|              | GP-GS       | MIN        | AVG         | FG-FGA        | FG%         | 3FG-FGA     | 3FG%        | FT-FTA       | FT%         | OFF-DEF-TOT      | AVG        | PF-FO       | AST       | TO        | BLK       | STL       | PTS        | AVG        |
|--------------|-------------|------------|-------------|---------------|-------------|-------------|-------------|--------------|-------------|------------------|------------|-------------|-----------|-----------|-----------|-----------|------------|------------|
| 2020-21      | 21-0        | 202        | 9.6         | 21-36         | .583        | 0-2         | .000        | 13-31        | .419        | 15-33-48         | 2.3        | 33-1        | 8         | 9         | 2         | 6         | 55         | 2.6        |
| 2021-22      | 31-0        | 427        | 13.8        | 46-97         | .474        | 4-15        | .267        | 18-37        | .486        | 27-58-85         | 2.7        | 44-0        | 24        | 16        | 21        | 9         | 114        | 3.7        |
| <b>TOTAL</b> | <b>52-0</b> | <b>629</b> | <b>12.1</b> | <b>67-133</b> | <b>.504</b> | <b>4-17</b> | <b>.235</b> | <b>31-68</b> | <b>.456</b> | <b>42-91-133</b> | <b>2.6</b> | <b>77-1</b> | <b>32</b> | <b>25</b> | <b>23</b> | <b>15</b> | <b>169</b> | <b>3.3</b> |

- Look for a huge jump in production; he's had one of the more impressive offseasons for the Hokies *Last name pronounced: GUH-sahn*
- Worked on extending his range to the 3-point line.
- Appeared in 21 of 22 games as a freshman.
- Reached double-figure scoring in back-to-back games at Wake Forest (1/17/21) and at Syracuse (1/23/21).
- Totaled a career-high 13 points in 14 minutes in the 64-60 win at Wake Forest (1/17/21).
- A consensus three-star recruit by Rivals and 247 Sports.
- Averaged 15 points, seven rebounds and three assists per game at Mt. Zion Prep during the 2019-20 season.
- Chose the Hokies over St. Joseph's, VCU and Washington State.

## 2021-22 GAME-BY-GAME STATS

| OPPONENT            | DATE     | ST | MIN | FG-FGA | PCT   | 3FG-FGA | PCT   | FT-FTA | PCT   | OFF | DEF | TOT | PF | A | T/O | BLK | STL | PTS |
|---------------------|----------|----|-----|--------|-------|---------|-------|--------|-------|-----|-----|-----|----|---|-----|-----|-----|-----|
| Maine               | 11/9/21  |    | 18  | 7-7    | 1.000 | 1-1     | 1.000 | 0-1    | .000  | 0   | 0   | 0   | 1  | 0 | 0   | 0   | 0   | 15  |
| at Navy             | 11/12/21 |    | 14  | 0-4    | .000  | 0-0     | .000  | 0-2    | .000  | 0   | 4   | 4   | 2  | 1 | 0   | 0   | 1   | 0   |
| Radford             | 11/15/21 |    | 18  | 3-5    | .600  | 1-1     | 1.000 | 0-0    | .000  | 1   | 2   | 3   | 3  | 0 | 2   | 0   | 2   | 7   |
| St. Francis (Pa.)   | 11/18/21 |    | 19  | 2-3    | .667  | 0-1     | .000  | 3-4    | .750  | 2   | 6   | 8   | 1  | 2 | 0   | 3   | 0   | 7   |
| Merrimack           | 11/21/21 |    | 16  | 2-4    | .500  | 0-0     | .000  | 0-2    | .000  | 1   | 1   | 2   | 0  | 1 | 2   | 1   | 0   | 4   |
| vs. Memphis         | 11/24/21 |    | 4   | 0-1    | .000  | 0-0     | .000  | 0-0    | .000  | 0   | 0   | 0   | 2  | 0 | 0   | 0   | 0   | 0   |
| vs. Xavier          | 11/26/21 |    | 11  | 0-1    | .000  | 0-0     | .000  | 0-0    | .000  | 1   | 0   | 1   | 1  | 2 | 0   | 0   | 0   | 0   |
| at Maryland         | 12/1/21  |    | 11  | 2-4    | .500  | 0-0     | .000  | 1-2    | .500  | 1   | 3   | 4   | 2  | 0 | 1   | 0   | 0   | 5   |
| Wake Forest         | 12/4/21  |    | 17  | 0-6    | .000  | 0-2     | .000  | 0-0    | .000  | 3   | 0   | 3   | 2  | 0 | 1   | 2   | 1   | 0   |
| Cornell             | 12/8/21  |    | 23  | 3-6    | .500  | 0-0     | .000  | 4-7    | .571  | 2   | 7   | 9   | 1  | 2 | 2   | 2   | 0   | 10  |
| at Dayton           | 12/12/21 |    | 12  | 2-2    | 1.000 | 1-1     | 1.000 | 1-1    | 1.000 | 0   | 1   | 1   | 3  | 0 | 1   | 1   | 0   | 6   |
| vs. St. Bonaventure | 12/17/21 |    | 15  | 1-2    | .500  | 0-0     | .000  | 1-2    | .500  | 1   | 5   | 6   | 2  | 1 | 2   | 0   | 0   | 3   |
| at Duke             | 12/22/21 |    | 6   | 0-1    | .000  | 0-1     | .000  | 0-0    | .000  | 0   | 0   | 0   | 2  | 0 | 0   | 0   | 1   | 0   |
| NC State            | 1/4/22   |    | 11  | 1-1    | 1.000 | 0-0     | .000  | 0-0    | .000  | 0   | 2   | 2   | 2  | 1 | 1   | 0   | 0   | 2   |
| at Virginia         | 1/12/22  |    | 1   | 0-0    | .000  | 0-0     | .000  | 0-0    | .000  | 0   | 0   | 0   | 1  | 0 | 0   | 0   | 0   | 0   |
| Notre Dame          | 1/15/22  |    | 12  | 0-1    | .000  | 0-1     | .000  | 0-0    | .000  | 0   | 2   | 2   | 2  | 0 | 1   | 3   | 0   | 0   |
| at NC State         | 1/19/22  |    | 16  | 3-3    | 1.000 | 0-0     | .000  | 0-0    | .000  | 2   | 1   | 3   | 2  | 0 | 0   | 2   | 1   | 6   |
| at Boston College   | 1/22/22  |    | 15  | 1-3    | .333  | 0-0     | .000  | 2-3    | .667  | 2   | 1   | 3   | 2  | 0 | 0   | 0   | 1   | 4   |
| at North Carolina   | 1/24/22  |    | 8   | 0-0    | .000  | 0-0     | .000  | 0-0    | .000  | 0   | 0   | 0   | 0  | 0 | 1   | 0   | 0   | 0   |
| Miami               | 1/26/22  |    | 18  | 2-3    | .667  | 0-1     | .000  | 2-4    | .500  | 0   | 2   | 2   | 1  | 1 | 0   | 0   | 0   | 6   |
| at Florida State    | 1/29/22  |    | 27  | 3-4    | .750  | 0-0     | .000  | 0-0    | .000  | 0   | 2   | 2   | 1  | 0 | 0   | 0   | 0   | 6   |
| Georgia Tech        | 2/2/22   |    | 18  | 3-8    | .375  | 0-0     | .000  | 1-2    | .500  | 1   | 6   | 7   | 0  | 2 | 0   | 1   | 0   | 7   |
| at Pittsburgh       | 2/5/22   |    | 13  | 1-2    | .500  | 1-2     | .500  | 0-0    | .000  | 0   | 1   | 1   | 2  | 1 | 0   | 0   | 0   | 3   |
| Pittsburgh          | 2/7/22   |    | 26  | 4-6    | .667  | 0-1     | .000  | 0-0    | .000  | 1   | 6   | 7   | 1  | 3 | 1   | 0   | 1   | 8   |
| Syracuse            | 2/12/22  |    | 6   | 0-4    | .000  | 0-0     | .000  | 1-2    | .500  | 3   | 2   | 5   | 1  | 0 | 0   | 1   | 0   | 1   |
| Virginia            | 2/14/22  |    | 9   | 1-1    | 1.000 | 0-0     | .000  | 0-0    | .000  | 0   | 0   | 0   | 2  | 0 | 0   | 0   | 0   | 2   |
| North Carolina      | 2/19/22  |    | 11  | 2-5    | .400  | 0-1     | .000  | 0-0    | .000  | 0   | 1   | 1   | 0  | 1 | 0   | 0   | 0   | 4   |
| at Georgia Tech     | 2/23/22  |    | 12  | 2-4    | .500  | 0-0     | .000  | 2-3    | .667  | 1   | 0   | 1   | 2  | 1 | 0   | 1   | 0   | 6   |
| at Miami            | 2/26/22  |    | 8   | 0-0    | .000  | 0-0     | .000  | 0-0    | .000  | 1   | 0   | 1   | 0  | 2 | 0   | 0   | 1   | 0   |
| Louisville          | 3/1/22   |    | 15  | 1-3    | .333  | 0-0     | .000  | 0-2    | .000  | 2   | 3   | 5   | 1  | 1 | 0   | 1   | 0   | 2   |
| at Clemson          | 3/5/22   |    | 17  | 0-3    | .000  | 0-2     | .000  | 0-0    | .000  | 2   | 0   | 2   | 1  | 1 | 1   | 2   | 0   | 0   |
| vs. Clemson         | 3/9/22   |    |     |        |       |         |       |        |       |     |     |     |    |   |     |     |     |     |

## PRODUCTION TRACKER

|                      | This Season | Career |
|----------------------|-------------|--------|
| Scored 10+ Points    | 2           | 4      |
| Scored 20+ Points    | -           | -      |
| Led Tech in Scoring  | 1           | 1      |
| Made multiple 3FGs   | -           | -      |
| Had 5+ Rebounds      | 7           | 11     |
| Had a Double-Double  | -           | -      |
| Had Multiple Assists | 6           | 8      |
| Had Multiple Steals  | 1           | 3      |
| Had Multiple Blocks  | 6           | 6      |



# 3 SEAN PEDULLA

**FRESHMAN** Guard | 6-1 | 190 | Sports Media and Analytics  
Edmond, Oklahoma | Edmond Memorial



## SEASON/CAREER BESTS

### POINTS

Season 20 at Florida State (1/29/22)  
Career 20 at Florida State (1/29/22)

### REBOUNDS

Season 4 at Georgia Tech (2/23/22)  
Career 4 at Georgia Tech (2/23/22)

### ASSISTS

Season 7 vs. Pitt (2/7/22)  
Career 7 vs. Pitt (2/7/22)

### BLOCKS

Season 1 vs. Virginia (2/14/22)  
Career 1 vs. Virginia (2/14/22)

### STEALS

Season 2 (2x), last vs. Louisville (3/1/22)  
Career 2 (2x), last vs. Louisville (3/1/22)

### MINUTES

Season 23 (2x), last at Clemson (3/5/22)  
Career 23 (2x), last at Clemson (3/5/22)

### FIELD GOALS MADE

Season 7 (2x), last at Miami (2/26/22)  
Career 7 (2x), last at Miami (2/26/22)

### FIELD GOALS ATTEMPTED

Season 14 at Miami (2/26/22)  
Career 14 at Miami (2/26/22)

### 3-PT. FIELD GOALS MADE

Season 6 at Florida State (1/29/22)  
Career 6 at Florida State (1/29/22)

### 3-PT. FIELD GOALS ATTEMPTED

Season 8 at Miami (2/26/22)  
Career 8 at Miami (2/26/22)

### FREE THROWS MADE

Season 6 at Clemson (3/5/22)  
Career 6 at Clemson (3/5/22)

### FREE THROWS ATTEMPTED

Season 6 at Clemson (3/5/22)  
Career 6 at Clemson (3/5/22)

## CAREER STATS

|              | GP-GS       | MIN        | AVG         | FG-FGA        | FG%         | 3FG-FGA      | 3FG%        | FT-FTA       | FT%         | OFF-DEF-TOT    | AVG        | PF-FO       | AST       | TO        | BLK      | STL       | PTS        | AVG        |
|--------------|-------------|------------|-------------|---------------|-------------|--------------|-------------|--------------|-------------|----------------|------------|-------------|-----------|-----------|----------|-----------|------------|------------|
| 2021-22      | 31-0        | 397        | 12.8        | 53-118        | .449        | 29-61        | .475        | 13-16        | .813        | 6-28-34        | 1.1        | 46-2        | 44        | 28        | 1        | 18        | 148        | 4.8        |
| <b>TOTAL</b> | <b>31-0</b> | <b>397</b> | <b>12.8</b> | <b>53-118</b> | <b>.449</b> | <b>29-61</b> | <b>.475</b> | <b>13-16</b> | <b>.813</b> | <b>6-28-34</b> | <b>1.1</b> | <b>46-2</b> | <b>44</b> | <b>28</b> | <b>1</b> | <b>18</b> | <b>148</b> | <b>4.8</b> |

- Will contribute minutes at point guard
- Solid sharpshooter from downtown
- Guided Edmond Memorial to three state tournaments.
- Two-time all-state selection and COAC Offensive Player of the Year that averaged 17.6 points a game as a senior
- Rated the 165th-best prospect in the 2021 class on 247Sports.
- Tabbed the second-best player in the state of Oklahoma and the 25th-best point guard nationally, according to 247Sports.
- Chose the Hokies over Minnesota and Oklahoma State.

*Last name pronounced: puh-DOOL-uh*

## 2021-22 GAME-BY-GAME STATS

| OPPONENT            | DATE     | ST | MIN | FG-FGA | PCT   | 3FG-FGA | PCT   | FT-FTA | PCT   | OFF | DEF | TOT | PF | A | T/O | BLK | STL | PTS |
|---------------------|----------|----|-----|--------|-------|---------|-------|--------|-------|-----|-----|-----|----|---|-----|-----|-----|-----|
| Maine               | 11/9/21  |    | 11  | 1-4    | .250  | 1-2     | .500  | 0-0    | .000  | 1   | 1   | 2   | 1  | 1 | 1   | 0   | 0   | 3   |
| at Navy             | 11/12/21 |    | 7   | 0-0    | .000  | 0-0     | .000  | 0-0    | .000  | 0   | 1   | 1   | 0  | 1 | 0   | 0   | 0   | 0   |
| Radford             | 11/15/21 |    | 8   | 2-2    | 1.000 | 1-1     | 1.000 | 0-0    | .000  | 0   | 1   | 1   | 0  | 0 | 0   | 0   | 1   | 5   |
| St. Francis (Pa.)   | 11/18/21 |    | 11  | 1-2    | .500  | 1-1     | 1.000 | 0-0    | .000  | 0   | 2   | 2   | 0  | 2 | 0   | 0   | 2   | 3   |
| Merrimack           | 11/21/21 |    | 14  | 1-2    | .500  | 1-2     | .500  | 0-0    | .000  | 0   | 1   | 1   | 2  | 4 | 1   | 0   | 0   | 3   |
| vs. Memphis         | 11/24/21 |    | 1   | 0-0    | .000  | 0-0     | .000  | 0-0    | .000  | 0   | 0   | 0   | 0  | 0 | 0   | 0   | 0   | 0   |
| vs. Xavier          | 11/26/21 |    | 10  | 2-3    | .667  | 1-1     | 1.000 | 1-2    | .500  | 1   | 0   | 1   | 0  | 0 | 0   | 0   | 1   | 6   |
| at Maryland         | 12/1/21  |    | 3   | 0-2    | .000  | 0-1     | .000  | 0-0    | .000  | 0   | 0   | 0   | 1  | 0 | 0   | 0   | 1   | 0   |
| Wake Forest         | 12/4/21  |    | 5   | 0-1    | .000  | 0-1     | .000  | 0-0    | .000  | 0   | 0   | 0   | 0  | 0 | 0   | 0   | 0   | 0   |
| Cornell             | 12/8/21  |    | 20  | 4-8    | .500  | 3-4     | .750  | 0-0    | .000  | 0   | 1   | 1   | 1  | 1 | 2   | 0   | 1   | 11  |
| at Dayton           | 12/12/21 |    | 11  | 1-2    | .500  | 1-1     | 1.000 | 2-2    | 1.000 | 0   | 2   | 2   | 2  | 0 | 1   | 0   | 1   | 5   |
| vs. St. Bonaventure | 12/17/21 |    | 15  | 2-2    | 1.000 | 1-1     | 1.000 | 0-0    | .000  | 0   | 0   | 0   | 5  | 2 | 1   | 0   | 1   | 5   |
| at Duke             | 12/22/21 |    | 8   | 0-1    | .000  | 0-0     | .000  | 0-0    | .000  | 0   | 1   | 1   | 0  | 2 | 2   | 0   | 0   | 0   |
| NC State            | 1/4/22   |    | 12  | 1-2    | .500  | 0-1     | .000  | 0-0    | .000  | 1   | 0   | 1   | 0  | 3 | 0   | 0   | 0   | 2   |
| at Virginia         | 1/12/22  |    | 2   | 0-1    | .000  | 0-0     | .000  | 0-0    | .000  | 0   | 1   | 1   | 1  | 0 | 1   | 0   | 0   | 0   |
| Notre Dame          | 1/15/22  |    | 6   | 0-1    | .000  | 0-0     | .000  | 0-0    | .000  | 0   | 0   | 0   | 4  | 0 | 0   | 0   | 0   | 0   |
| at NC State         | 1/19/22  |    | 11  | 2-4    | .500  | 1-2     | .500  | 2-2    | 1.000 | 0   | 1   | 1   | 1  | 1 | 1   | 0   | 0   | 7   |
| at Boston College   | 1/22/22  |    | 18  | 1-3    | .333  | 0-0     | .000  | 0-0    | .000  | 0   | 2   | 2   | 1  | 3 | 0   | 0   | 1   | 2   |
| at North Carolina   | 1/24/22  |    | 16  | 2-5    | .400  | 0-2     | .000  | 0-0    | .000  | 0   | 1   | 1   | 3  | 4 | 0   | 0   | 0   | 4   |
| Miami               | 1/26/22  |    | 14  | 1-4    | .250  | 1-1     | 1.000 | 1-2    | .500  | 0   | 2   | 2   | 1  | 1 | 4   | 0   | 0   | 4   |
| at Florida State    | 1/29/22  |    | 23  | 7-11   | .636  | 6-7     | .857  | 0-0    | .000  | 0   | 0   | 0   | 0  | 3 | 2   | 0   | 1   | 20  |
| Georgia Tech        | 2/2/22   |    | 10  | 1-1    | 1.000 | 1-1     | 1.000 | 0-0    | .000  | 0   | 1   | 1   | 0  | 0 | 2   | 0   | 1   | 3   |
| at Pittsburgh       | 2/5/22   |    | 12  | 2-2    | 1.000 | 1-1     | 1.000 | 0-0    | .000  | 0   | 2   | 2   | 0  | 2 | 2   | 0   | 0   | 5   |
| Pittsburgh          | 2/7/22   |    | 21  | 2-6    | .333  | 2-5     | .400  | 0-1    | .000  | 0   | 3   | 3   | 2  | 7 | 0   | 0   | 0   | 6   |
| Syracuse            | 2/12/22  |    | 19  | 1-5    | .200  | 1-4     | .250  | 0-0    | .000  | 0   | 0   | 0   | 2  | 2 | 1   | 0   | 1   | 3   |
| Virginia            | 2/14/22  |    | 12  | 2-3    | .667  | 0-1     | .000  | 0-0    | .000  | 0   | 0   | 0   | 3  | 1 | 1   | 1   | 1   | 4   |
| North Carolina      | 2/19/22  |    | 17  | 3-6    | .500  | 0-2     | .000  | 0-0    | .000  | 0   | 2   | 2   | 5  | 0 | 0   | 0   | 0   | 6   |
| at Georgia Tech     | 2/23/22  |    | 17  | 3-7    | .429  | 1-2     | .500  | 0-0    | .000  | 3   | 1   | 4   | 2  | 1 | 2   | 0   | 1   | 7   |
| at Miami            | 2/26/22  |    | 22  | 7-14   | .500  | 2-8     | .250  | 1-1    | 1.000 | 0   | 1   | 1   | 3  | 2 | 3   | 0   | 1   | 17  |
| Louisville          | 3/1/22   |    | 18  | 3-8    | .375  | 3-6     | .500  | 0-0    | .000  | 0   | 1   | 1   | 3  | 0 | 0   | 0   | 2   | 9   |
| at Clemson          | 3/5/22   |    | 23  | 1-6    | .167  | 0-3     | .000  | 6-6    | 1.000 | 0   | 0   | 0   | 3  | 1 | 1   | 0   | 1   | 8   |
| vs. Clemson         | 3/9/22   |    |     |        |       |         |       |        |       |     |     |     |    |   |     |     |     |     |

## PRODUCTION TRACKER

|                      | This Season |
|----------------------|-------------|
| Scored 10+ Points    | 3           |
| Scored 20+ Points    | 1           |
| Led Tech in Scoring  | -           |
| Made 3+ 3FGs         | 3           |
| Led Tech in 3FGM     | 2           |
| Shot over 40% from 3 | 16          |
| Had a Double-Double  | -           |
| Had Multiple Assists | 12          |
| Had Multiple Steals  | 2           |





# 4 NAHIEM ALLEYNE

**JUNIOR** Guard | 6-4 | 195 | Human Development  
Buford, Georgia | Mountain View



## SEASON/CAREER BESTS

| POINTS                      |  |
|-----------------------------|--|
| Season                      | 22 vs. Notre Dame (1/15/22)            |
| Career                      | 28 vs. Florida (3/19/21)               |
| REBOUNDS                    |  |
| Season                      | 7 vs. Maine (11/9/21)                  |
| Career                      | 9 at Notre Dame (1/27/21)              |
| ASSISTS                     |  |
| Season                      | 4 (3x), last at Maryland (12/1/21)     |
| Career                      | 5 (2x), last vs. Wake Forest (2/27/21) |
| BLOCKS                      |  |
| Season                      | 1 at Virginia (1/12/22)                |
| Career                      | 2 vs. Delaware State (11/20/19)        |
| STEALS                      |  |
| Season                      | 4 vs. Louisville (3/1/22)              |
| Career                      | 4 vs. Louisville (3/1/22)              |
| MINUTES                     |  |
| Season                      | 39 at Dayton (12/12/21)                |
| Career                      | 39 at Dayton (12/12/21)                |
| FIELD GOALS MADE            |  |
| Season                      | 8 vs. Notre Dame (1/15/22)             |
| Career                      | 8 (2x), last vs. Notre Dame (1/15/22)  |
| FIELD GOALS ATTEMPTED       |  |
| Season                      | 16 vs. Xavier (11/26/21)               |
| Career                      | 18 vs. Florida (3/19/21)               |
| 3-PT. FIELD GOALS MADE      |  |
| Season                      | 5 at Clemson (3/5/22)                  |
| Career                      | 5 (5x), last at Clemson (3/5/22)       |
| 3-PT. FIELD GOALS ATTEMPTED |  |
| Season                      | 10 at Clemson (3/5/22)                 |
| Career                      | 10 (4x), last at Clemson (3/5/22)      |
| FREE THROWS MADE            |  |
| Season                      | 10 vs. Memphis (11/24/21)              |
| Career                      | 10 vs. Memphis (11/24/21)              |
| FREE THROWS ATTEMPTED       |  |
| Season                      | 11 vs. Memphis (11/24/21)              |
| Career                      | 11 (2x), last vs. Memphis (11/24/21)   |

## CAREER STATS

|              | GP-GS        | MIN         | AVG         | FG-FGA         | FG%         | 3FG-FGA        | 3FG%        | FT-FTA         | FT%         | OFF-DEF-TOT       | AVG        | PF-FO        | AST        | TO        | BLK      | STL       | PTS        | AVG        |
|--------------|--------------|-------------|-------------|----------------|-------------|----------------|-------------|----------------|-------------|-------------------|------------|--------------|------------|-----------|----------|-----------|------------|------------|
| 2019-20      | 32-27        | 832         | 26.0        | 92-237         | .388        | 49-126         | .389        | 48-63          | .762        | 6-69-75           | 2.3        | 51-1         | 46         | 27        | 6        | 12        | 281        | 8.8        |
| 2020-21      | 22-21        | 623         | 28.3        | 78-199         | .392        | 42-103         | .408        | 46-57          | .807        | 4-54-58           | 2.6        | 47-0         | 37         | 33        | 2        | 15        | 244        | 11.1       |
| 2021-22      | 31-31        | 965         | 31.1        | 105-282        | .372        | 59-156         | .378        | 47-56          | .839        | 4-86-90           | 2.9        | 45-0         | 50         | 39        | 1        | 22        | 316        | 10.2       |
| <b>TOTAL</b> | <b>85-79</b> | <b>2422</b> | <b>28.5</b> | <b>275-718</b> | <b>.383</b> | <b>150-385</b> | <b>.390</b> | <b>141-176</b> | <b>.801</b> | <b>14-209-223</b> | <b>2.6</b> | <b>143-1</b> | <b>133</b> | <b>99</b> | <b>9</b> | <b>49</b> | <b>841</b> | <b>9.9</b> |

- Named to NIT Season Tip-Off all-tournament team. *Name pronounced: nah-HEEM ah-LEAN*
- One of Tech's top threats from three.
- Had seven games of hitting three or more 3FGs during the 2020-21 season.
- Reached double-figure scoring 13 times as a sophomore.
- Made the game-tying 3-pointer to send the Florida (3/19) game into overtime in the first round of the 2021 NCAA Tournament.
- Started 21 of 22 games in 2020-21.
- Shot 40.8 percent from three last season, which was second on the team.
- Two-time ACC Men's Basketball All-Academic Team honoree.
- Averaged 17.2 points per game and made 63 three-pointers in the 2018-19 season at Mountain View.
- A three-star recruit by 247 Sports that was ranked as the 21st-best player in the state of Georgia.
- Born in Long Island, New York; family moved to Georgia when he was in middle school.
- Into anime, and in his opinion, J. Cole is the best rapper of all-time - it's not up for debate.

## 2021-22 GAME-BY-GAME STATS

| OPPONENT            | DATE     | ST | MIN | FG-FGA | PCT  | 3FG-FGA | PCT  | FT-FTA | PCT   | OFF | DEF | TOT | PF | A | T/O | BLK | STL | PTS |
|---------------------|----------|----|-----|--------|------|---------|------|--------|-------|-----|-----|-----|----|---|-----|-----|-----|-----|
| Maine               | 11/9/21  | *  | 29  | 5-10   | .500 | 3-6     | .500 | 0-0    | .000  | 0   | 7   | 7   | 0  | 4 | 2   | 0   | 1   | 13  |
| at Navy             | 11/12/21 | *  | 31  | 2-9    | .222 | 1-4     | .250 | 3-3    | 1.000 | 0   | 0   | 0   | 2  | 3 | 3   | 0   | 0   | 8   |
| Radford             | 11/15/21 | *  | 32  | 0-6    | .000 | 0-2     | .000 | 2-2    | 1.000 | 0   | 4   | 4   | 2  | 3 | 4   | 0   | 1   | 2   |
| St. Francis (Pa.)   | 11/18/21 | *  | 30  | 7-10   | .700 | 1-2     | .500 | 3-3    | 1.000 | 0   | 4   | 4   | 0  | 2 | 0   | 0   | 1   | 18  |
| Merrimack           | 11/21/21 | *  | 31  | 4-9    | .444 | 2-4     | .500 | 2-2    | 1.000 | 0   | 3   | 3   | 1  | 1 | 2   | 0   | 0   | 12  |
| vs. Memphis         | 11/24/21 | *  | 36  | 4-14   | .286 | 3-7     | .429 | 10-11  | .909  | 0   | 4   | 4   | 4  | 4 | 2   | 0   | 1   | 21  |
| vs. Xavier          | 11/26/21 | *  | 38  | 7-16   | .438 | 3-7     | .429 | 1-1    | 1.000 | 0   | 5   | 5   | 1  | 3 | 0   | 0   | 0   | 18  |
| at Maryland         | 12/1/21  | *  | 37  | 3-11   | .273 | 2-3     | .667 | 0-0    | .000  | 0   | 4   | 4   | 2  | 4 | 1   | 0   | 0   | 8   |
| Wake Forest         | 12/4/21  | *  | 34  | 1-7    | .143 | 1-5     | .200 | 4-4    | 1.000 | 0   | 3   | 3   | 0  | 1 | 3   | 0   | 0   | 7   |
| Cornell             | 12/8/21  | *  | 30  | 5-11   | .455 | 3-6     | .500 | 0-0    | .000  | 0   | 1   | 1   | 0  | 3 | 1   | 0   | 1   | 13  |
| at Dayton           | 12/12/21 | *  | 39  | 1-10   | .100 | 0-4     | .000 | 0-0    | .000  | 0   | 2   | 2   | 0  | 1 | 2   | 0   | 1   | 2   |
| vs. St. Bonaventure | 12/17/21 | *  | 30  | 3-10   | .300 | 2-8     | .250 | 1-2    | .500  | 0   | 3   | 3   | 0  | 1 | 1   | 0   | 0   | 9   |
| at Duke             | 12/22/21 | *  | 28  | 0-4    | .000 | 0-3     | .000 | 0-0    | .000  | 0   | 4   | 4   | 2  | 2 | 2   | 0   | 0   | 0   |
| NC State            | 1/4/22   | *  | 31  | 2-11   | .182 | 1-7     | .143 | 4-4    | 1.000 | 0   | 2   | 2   | 1  | 0 | 0   | 0   | 0   | 9   |
| at Virginia         | 1/12/22  | *  | 33  | 2-5    | .400 | 2-3     | .667 | 0-0    | .000  | 0   | 3   | 3   | 4  | 1 | 0   | 1   | 1   | 6   |
| Notre Dame          | 1/15/22  | *  | 38  | 8-10   | .800 | 4-5     | .800 | 2-2    | 1.000 | 0   | 2   | 2   | 0  | 3 | 2   | 0   | 0   | 22  |
| at NC State         | 1/19/22  | *  | 32  | 3-14   | .214 | 2-9     | .222 | 1-2    | .500  | 0   | 6   | 6   | 2  | 0 | 5   | 0   | 0   | 9   |
| at Boston College   | 1/22/22  | *  | 30  | 3-10   | .300 | 2-6     | .333 | 2-2    | 1.000 | 0   | 2   | 2   | 2  | 1 | 1   | 0   | 1   | 10  |
| at North Carolina   | 1/24/22  | *  | 37  | 4-8    | .500 | 2-4     | .500 | 0-0    | .000  | 0   | 5   | 5   | 3  | 0 | 1   | 0   | 0   | 10  |
| Miami               | 1/26/22  | *  | 29  | 4-9    | .444 | 3-5     | .600 | 2-2    | 1.000 | 1   | 1   | 2   | 1  | 0 | 1   | 0   | 0   | 13  |
| at Florida State    | 1/29/22  | *  | 19  | 2-6    | .333 | 1-3     | .333 | 0-0    | .000  | 0   | 1   | 1   | 2  | 1 | 2   | 0   | 0   | 5   |
| Georgia Tech        | 2/2/22   | *  | 26  | 2-7    | .286 | 1-4     | .250 | 0-0    | .000  | 0   | 0   | 0   | 3  | 2 | 1   | 0   | 2   | 5   |
| at Pittsburgh       | 2/5/22   | *  | 33  | 5-8    | .625 | 4-7     | .571 | 0-1    | .000  | 1   | 3   | 4   | 3  | 1 | 0   | 0   | 2   | 14  |
| Pittsburgh          | 2/7/22   | *  | 27  | 4-8    | .500 | 3-5     | .600 | 0-0    | .000  | 0   | 1   | 1   | 2  | 2 | 0   | 0   | 0   | 11  |
| Syracuse            | 2/12/22  | *  | 31  | 4-8    | .500 | 1-4     | .250 | 2-2    | 1.000 | 0   | 2   | 2   | 0  | 1 | 0   | 0   | 0   | 11  |
| Virginia            | 2/14/22  | *  | 30  | 2-6    | .333 | 1-4     | .250 | 6-8    | .750  | 0   | 3   | 3   | 2  | 1 | 0   | 0   | 0   | 11  |
| North Carolina      | 2/19/22  | *  | 27  | 4-13   | .308 | 1-6     | .167 | 0-1    | .000  | 0   | 0   | 0   | 0  | 0 | 0   | 0   | 2   | 9   |
| at Georgia Tech     | 2/23/22  | *  | 32  | 4-10   | .400 | 3-7     | .429 | 1-2    | .500  | 0   | 3   | 3   | 0  | 2 | 1   | 0   | 2   | 12  |
| at Miami            | 2/26/22  | *  | 23  | 1-3    | .333 | 0-2     | .000 | 0-0    | .000  | 1   | 1   | 2   | 3  | 2 | 1   | 0   | 0   | 2   |
| Louisville          | 3/1/22   | *  | 31  | 3-6    | .500 | 2-4     | .500 | 1-2    | .500  | 0   | 3   | 3   | 3  | 1 | 1   | 0   | 4   | 9   |
| at Clemson          | 3/5/22   | *  | 31  | 6-13   | .462 | 5-10    | .500 | 0-0    | .000  | 1   | 4   | 5   | 0  | 0 | 0   | 0   | 2   | 17  |
| vs. Clemson         | 3/9/22   |    |     |        |      |         |      |        |       |     |     |     |    |   |     |     |     |     |

## PRODUCTION TRACKER

|                      | This Season | Career |
|----------------------|-------------|--------|
| Scored 10+ Points    | 16          | 41     |
| Scored 20+ Points    | 2           | 7      |
| Led Tech in Scoring  | 5           | 14     |
| Made 3+ 3FGs         | 10          | 25     |
| Led Tech in 3FGM     | 12          | 25     |
| Shot over 40% from 3 | 16          | 42     |
| Had a Double-Double  | -           | -      |
| Had Multiple Assists | 14          | 36     |
| Had Multiple Steals  | 6           | 10     |



# 5 STORM MURPHY

GRADUATE STUDENT Guard | 6-0 | 185 | Leadership Studies  
Middleton, Wisconsin | Wofford



## SEASON/CAREER BESTS

### POINTS

Season 20 at Pitt (2/5/22)  
Career 28 vs. Western Carolina (1/23/21)

### REBOUNDS

Season 6 at Navy (11/12/21)  
Career 8 vs. South Florida (12/12/20)

### ASSISTS

Season 5 (3x), last at Florida St. (1/29/22)  
Career 11 vs. Samford (1/2/21)

### BLOCKS

Season -  
Career 1 (3x), last at Samford (3/2/19)

### STEALS

Season 2 (2x), last at BC (1/22/22)  
Career 4 vs. Mercer (3/3/18)

### MINUTES

Season 39 vs. Memphis (11/24/21)  
Career 40 at UNC Greensboro (2/19/20)

### FIELD GOALS MADE

Season 7 (2x), last at Pitt (2/5/22)  
Career 10 vs. Western Carolina (1/23/21)

### FIELD GOALS ATTEMPTED

Season 10 (4x), last at Pitt (2/5/22)  
Career 19 at Chattanooga (1/16/21)

### 3-PT. FIELD GOALS MADE

Season 4 (4x), last vs. Ga. Tech (2/2/22)  
Career 5 (6x), last at VMI (1/13/21)

### 3-PT. FIELD GOALS ATTEMPTED

Season 7 (2x), last vs. Notre Dame (1/15/22)  
Career 10 (6x), last vs. VMI (2/3/21)

### FREE THROWS MADE

Season 3 at Pitt (2/5/22)  
Career 8 (3x), last vs. The Citadel (2/17/21)

### FREE THROWS ATTEMPTED

Season 4 at Pitt (2/5/22)  
Career 10 vs. The Citadel (2/17/21)

## CAREER STATS

|              | GP-GS          | MIN         | AVG         | FG-FGA          | FG%         | 3FG-FGA        | 3FG%        | FT-FTA         | FT%         | OFF-DEF-TOT       | AVG        | PF-FO        | AST        | TO         | BLK      | STL        | PTS         | AVG        |
|--------------|----------------|-------------|-------------|-----------------|-------------|----------------|-------------|----------------|-------------|-------------------|------------|--------------|------------|------------|----------|------------|-------------|------------|
| 2017-18      | 34-29          | 932         | 27.4        | 70-160          | .438        | 41-110         | .373        | 32-38          | .842        | 7-68-75           | 2.2        | 44-0         | 135        | 56         | 1        | 30         | 213         | 6.3        |
| 2018-19      | 34-33          | 890         | 26.2        | 98-191          | .513        | 55-106         | .519        | 27-32          | .844        | 4-58-66           | 1.9        | 53-0         | 109        | 41         | 3        | 27         | 273         | 8.0        |
| 2019-20      | 34-34          | 1071        | 31.5        | 147-318         | .462        | 64-152         | .421        | 45-52          | .865        | 10-80-90          | 2.6        | 56-1         | 121        | 75         | 1        | 25         | 403         | 11.9       |
| 2020-21      | 24-24          | 830         | 34.6        | 143-304         | .470        | 70-175         | .400        | 70-83          | .843        | 14-64-78          | 3.3        | 29-0         | 104        | 65         | -        | 23         | 426         | 17.8       |
| 2021-22      | 31-31          | 829         | 26.7        | 88-207          | .425        | 44-129         | .341        | 15-21          | .714        | 9-49-58           | 1.9        | 47-0         | 81         | 49         | 0        | 12         | 235         | 7.6        |
| <b>TOTAL</b> | <b>157-151</b> | <b>4550</b> | <b>29.0</b> | <b>546-1180</b> | <b>.463</b> | <b>274-672</b> | <b>.408</b> | <b>189-226</b> | <b>.836</b> | <b>44-319-367</b> | <b>2.3</b> | <b>229-1</b> | <b>548</b> | <b>285</b> | <b>5</b> | <b>120</b> | <b>1550</b> | <b>9.9</b> |

- Consummate point guard with four years of college experience.
- First-Team All-SoCon and named to SoCon All-Tournament Team last season.
- Averaged 17.8 points, 3.3 rebounds and 4.3 assists as a senior at Wofford - one of only 11 players to average that stat line or better nationally.
- NABC All-District 21 First Team selection who was featured on the Lou Henson Award Mid-Season Watch List.
- Started all 24 games in 2020-21.
- Tallied double figures in 21 of 24 contests, including 10 20-point performances, and dished over five assists on eight occasions.
- Graduated from Wofford with 1,315 career points, which rank 24th all-time in program history.

## 2021-22 GAME-BY-GAME STATS

| OPPONENT            | DATE     | ST | MIN | FG-FGA | PCT  | 3FG-FGA | PCT  | FT-FTA | PCT   | OFF | DEF | TOT | PF | A | T/O | BLK | STL | PTS |
|---------------------|----------|----|-----|--------|------|---------|------|--------|-------|-----|-----|-----|----|---|-----|-----|-----|-----|
| Maine               | 11/9/21  | *  | 26  | 2-7    | .286 | 1-4     | .250 | 0-0    | .000  | 0   | 3   | 3   | 1  | 2 | 0   | 0   | 1   | 5   |
| at Navy             | 11/12/21 | *  | 32  | 4-9    | .444 | 1-5     | .200 | 2-3    | .667  | 0   | 6   | 6   | 2  | 1 | 2   | 0   | 0   | 11  |
| Radford             | 11/15/21 | *  | 29  | 6-7    | .857 | 4-5     | .800 | 1-2    | .500  | 0   | 1   | 1   | 0  | 3 | 3   | 0   | 1   | 17  |
| St. Francis (Pa.)   | 11/18/21 | *  | 29  | 2-6    | .333 | 2-4     | .500 | 1-2    | .500  | 0   | 1   | 1   | 2  | 3 | 0   | 0   | 0   | 7   |
| Merrimack           | 11/21/21 | *  | 24  | 6-8    | .750 | 2-4     | .500 | 0-0    | .000  | 0   | 0   | 0   | 2  | 1 | 3   | 0   | 1   | 14  |
| vs. Memphis         | 11/24/21 | *  | 39  | 2-8    | .250 | 0-3     | .000 | 1-2    | .500  | 0   | 1   | 1   | 3  | 2 | 6   | 0   | 0   | 5   |
| vs. Xavier          | 11/26/21 | *  | 18  | 0-5    | .000 | 0-3     | .000 | 0-0    | .000  | 0   | 1   | 1   | 4  | 0 | 1   | 0   | 1   | 0   |
| at Maryland         | 12/1/21  | *  | 32  | 0-4    | .000 | 0-2     | .000 | 0-0    | .000  | 0   | 2   | 2   | 2  | 4 | 1   | 0   | 0   | 0   |
| Wake Forest         | 12/4/21  | *  | 34  | 3-7    | .429 | 1-4     | .250 | 0-0    | .000  | 0   | 0   | 0   | 1  | 3 | 0   | 0   | 0   | 7   |
| Cornell             | 12/8/21  | *  | 20  | 3-5    | .600 | 1-3     | .333 | 0-0    | .000  | 0   | 1   | 1   | 1  | 4 | 2   | 0   | 0   | 7   |
| at Dayton           | 12/12/21 | *  | 26  | 3-6    | .500 | 2-4     | .500 | 0-0    | .000  | 0   | 2   | 2   | 2  | 5 | 3   | 0   | 0   | 8   |
| vs. St. Bonaventure | 12/17/21 | *  | 24  | 7-10   | .700 | 4-7     | .571 | 0-0    | .000  | 1   | 1   | 2   | 0  | 3 | 1   | 0   | 1   | 18  |
| at Duke             | 12/22/21 | *  | 35  | 3-8    | .375 | 2-5     | .400 | 0-0    | .000  | 0   | 0   | 0   | 2  | 4 | 1   | 0   | 0   | 8   |
| NC State            | 1/4/22   | *  | 28  | 5-8    | .625 | 2-3     | .667 | 2-2    | 1.000 | 0   | 1   | 1   | 1  | 5 | 1   | 0   | 0   | 14  |
| at Virginia         | 1/12/22  | *  | 38  | 4-10   | .400 | 2-7     | .286 | 0-0    | .000  | 2   | 1   | 3   | 1  | 2 | 2   | 0   | 0   | 10  |
| Notre Dame          | 1/15/22  | *  | 33  | 4-7    | .571 | 4-7     | .571 | 0-0    | .000  | 1   | 3   | 4   | 3  | 2 | 3   | 0   | 0   | 12  |
| at NC State         | 1/19/22  | *  | 30  | 2-8    | .250 | 1-6     | .167 | 0-0    | .000  | 1   | 1   | 2   | 3  | 3 | 2   | 0   | 2   | 5   |
| at Boston College   | 1/22/22  | *  | 30  | 3-8    | .375 | 0-4     | .000 | 0-0    | .000  | 1   | 1   | 2   | 1  | 1 | 0   | 0   | 2   | 6   |
| at North Carolina   | 1/24/22  | *  | 26  | 1-4    | .250 | 0-1     | .000 | 0-0    | .000  | 0   | 0   | 0   | 4  | 4 | 2   | 0   | 0   | 2   |
| Miami               | 1/26/22  | *  | 26  | 1-4    | .250 | 1-4     | .250 | 0-0    | .000  | 0   | 3   | 3   | 0  | 1 | 3   | 0   | 0   | 3   |
| at Florida State    | 1/29/22  | *  | 21  | 3-4    | .750 | 1-2     | .500 | 0-0    | .000  | 0   | 2   | 2   | 0  | 5 | 1   | 0   | 0   | 7   |
| Georgia Tech        | 2/2/22   | *  | 32  | 6-10   | .600 | 4-6     | .667 | 2-2    | 1.000 | 0   | 3   | 3   | 1  | 3 | 2   | 0   | 1   | 18  |
| at Pittsburgh       | 2/5/22   | *  | 28  | 7-10   | .700 | 3-6     | .500 | 3-4    | .750  | 0   | 3   | 3   | 1  | 4 | 2   | 0   | 1   | 20  |
| Pittsburgh          | 2/7/22   | *  | 19  | 2-8    | .250 | 2-6     | .333 | 0-0    | .000  | 1   | 0   | 1   | 1  | 1 | 1   | 0   | 1   | 6   |
| Syracuse            | 2/12/22  | *  | 14  | 0-4    | .000 | 0-4     | .000 | 0-0    | .000  | 0   | 2   | 2   | 1  | 1 | 0   | 0   | 0   | 0   |
| Virginia            | 2/14/22  | *  | 28  | 2-6    | .333 | 2-5     | .400 | 1-2    | .500  | 0   | 1   | 1   | 2  | 2 | 1   | 0   | 0   | 7   |
| North Carolina      | 2/19/22  | *  | 24  | 1-6    | .167 | 0-3     | .000 | 0-0    | .000  | 0   | 3   | 3   | 3  | 4 | 0   | 0   | 0   | 2   |
| at Georgia Tech     | 2/23/22  | *  | 27  | 1-5    | .200 | 0-3     | .000 | 0-0    | .000  | 0   | 3   | 3   | 1  | 3 | 2   | 0   | 0   | 2   |
| at Miami            | 2/26/22  | *  | 18  | 1-3    | .333 | 0-2     | .000 | 0-0    | .000  | 1   | 1   | 2   | 0  | 2 | 2   | 0   | 0   | 2   |
| Louisville          | 3/1/22   | *  | 22  | 2-8    | .250 | 2-5     | .400 | 2-2    | 1.000 | 1   | 1   | 2   | 0  | 2 | 1   | 0   | 0   | 8   |
| at Clemson          | 3/5/22   | *  | 17  | 2-4    | .500 | 0-2     | .000 | 0-0    | .000  | 0   | 1   | 1   | 2  | 1 | 1   | 0   | 0   | 4   |
| vs. Clemson         | 3/9/22   |    |     |        |      |         |      |        |       |     |     |     |    |   |     |     |     |     |

## PRODUCTION TRACKER

|                      | This Season | Career |
|----------------------|-------------|--------|
| Scored 10+ Points    | 9           | 68     |
| Scored 20+ Points    | 1           | 13     |
| Led Tech in Scoring  | 3           | 3      |
| Made 3+ 3FGs         | 5           | 38     |
| Led Tech in 3FGM     | 8           | 8      |
| Shot over 40% from 3 | 13          | 84     |
| Had a Double-Double  | -           | 1      |
| Had 5+ Assists       | 3           | 38     |
| Had Multiple Steals  | 2           | 25     |





# 10 CAMDEN JOHNSON

**FRESHMAN** Guard | 6-1 | 175 | Business, Undecided  
Waxhaw, North Carolina | Metrolina Christian Academy



- Recruited as a preferred walk-on.
- Averaged 14 points, 6.6 rebounds, 3.2 assists and 2.3 steals per game his senior season at Metrolina.
- Parents, Joey and Cindy Johnson, both attended Virginia Tech.

## SEASON/CAREER BESTS

### POINTS

Season 3 vs. Merrimack (11/21/21)  
Career 3 vs. Merrimack (11/21/21)

### REBOUNDS

Season 1 (2x), last vs. Pitt (2/7/22)  
Career 1 (2x), last vs. Pitt (2/7/22)

### ASSISTS

Season 1 vs. Saint Francis (11/18/21)  
Career 1 vs. Saint Francis (11/18/21)

### BLOCKS

Season -  
Career -

### STEALS

Season 1 (2x), last vs. Louisville (3/1/22)  
Career 1 (2x), last vs. Louisville (3/1/22)

### MINUTES

Season 3 (2x), last vs. St. Bona. (12/17/21)  
Career 3 (2x), last vs. St. Bona. (12/17/21)

### FIELD GOALS MADE

Season 1 vs. Merrimack (11/21/21)  
Career 1 vs. Merrimack (11/21/21)

### FIELD GOALS ATTEMPTED

Season 1 (3x), last vs. Louisville (3/1/22)  
Career 1 (3x), last vs. Louisville (3/1/22)

### 3-PT. FIELD GOALS MADE

Season 1 vs. Merrimack (11/21/21)  
Career 1 vs. Merrimack (11/21/21)

### 3-PT. FIELD GOALS ATTEMPTED

Season 1 (2x), last vs. St. Bona. (12/17/21)  
Career 1 (2x), last vs. St. Bona. (12/17/21)

### FREE THROWS MADE

Season -  
Career -

### FREE THROWS ATTEMPTED

Season -  
Career -

## CAREER STATS

|              | GP-GS      | MIN       | AVG        | FG-FGA     | FG%         | 3FG-FGA    | 3FG%        | FT-FTA     | FT%         | OFF-DEF-TOT  | AVG        | PF-FO      | AST      | TO       | BLK      | STL      | PTS      | AVG        |
|--------------|------------|-----------|------------|------------|-------------|------------|-------------|------------|-------------|--------------|------------|------------|----------|----------|----------|----------|----------|------------|
| 2021-22      | 8-0        | 15        | 1.9        | 1-3        | .333        | 1-2        | .500        | 0-0        | .000        | 0-2-2        | 0.3        | 1-0        | 1        | 0        | 0        | 2        | 3        | 0.4        |
| <b>TOTAL</b> | <b>8-0</b> | <b>15</b> | <b>1.9</b> | <b>1-3</b> | <b>.333</b> | <b>1-2</b> | <b>.500</b> | <b>0-0</b> | <b>.000</b> | <b>0-2-2</b> | <b>0.3</b> | <b>1-0</b> | <b>1</b> | <b>0</b> | <b>0</b> | <b>2</b> | <b>3</b> | <b>0.4</b> |

## 2021-22 GAME-BY-GAME STATS

| OPPONENT            | DATE     | ST | MIN | FG-FGA | PCT   | 3FG-FGA | PCT   | FT-FTA | PCT  | OFF | DEF | TOT | PF | A | T/O | BLK | STL | PTS |
|---------------------|----------|----|-----|--------|-------|---------|-------|--------|------|-----|-----|-----|----|---|-----|-----|-----|-----|
| Maine               | 11/9/21  |    | 2   | 0-0    | .000  | 0-0     | .000  | 0-0    | .000 | 0   | 0   | 0   | 0  | 0 | 0   | 0   | 0   | 0   |
| at Navy             | 11/12/21 |    |     |        |       |         |       |        |      |     |     |     |    |   |     |     |     |     |
| Radford             | 11/15/21 |    | 1   | 0-0    | .000  | 0-0     | .000  | 0-0    | .000 | 0   | 0   | 0   | 0  | 0 | 0   | 0   | 0   | 0   |
| St. Francis (Pa.)   | 11/18/21 |    | 3   | 0-0    | .000  | 0-0     | .000  | 0-0    | .000 | 0   | 0   | 0   | 0  | 1 | 0   | 0   | 0   | 0   |
| Merrimack           | 11/21/21 |    | 2   | 1-1    | 1.000 | 1-1     | 1.000 | 0-0    | .000 | 0   | 1   | 1   | 0  | 0 | 0   | 0   | 1   | 3   |
| vs. Memphis         | 11/24/21 |    |     |        |       |         |       |        |      |     |     |     |    |   |     |     |     |     |
| vs. Xavier          | 11/26/21 |    |     |        |       |         |       |        |      |     |     |     |    |   |     |     |     |     |
| at Maryland         | 12/1/21  |    |     |        |       |         |       |        |      |     |     |     |    |   |     |     |     |     |
| Wake Forest         | 12/4/21  |    |     |        |       |         |       |        |      |     |     |     |    |   |     |     |     |     |
| Cornell             | 12/8/21  |    | 2   | 0-0    | .000  | 0-0     | .000  | 0-0    | .000 | 0   | 0   | 0   | 0  | 0 | 0   | 0   | 0   | 0   |
| at Dayton           | 12/12/21 |    |     |        |       |         |       |        |      |     |     |     |    |   |     |     |     |     |
| vs. St. Bonaventure | 12/17/21 |    | 3   | 0-1    | .000  | 0-1     | .000  | 0-0    | .000 | 0   | 0   | 0   | 1  | 0 | 0   | 0   | 0   | 0   |
| at Duke             | 12/22/21 |    |     |        |       |         |       |        |      |     |     |     |    |   |     |     |     |     |
| NC State            | 1/4/22   |    |     |        |       |         |       |        |      |     |     |     |    |   |     |     |     |     |
| at Virginia         | 1/12/22  |    |     |        |       |         |       |        |      |     |     |     |    |   |     |     |     |     |
| Notre Dame          | 1/15/22  |    |     |        |       |         |       |        |      |     |     |     |    |   |     |     |     |     |
| at NC State         | 1/19/22  |    |     |        |       |         |       |        |      |     |     |     |    |   |     |     |     |     |
| at Boston College   | 1/22/22  |    |     |        |       |         |       |        |      |     |     |     |    |   |     |     |     |     |
| at North Carolina   | 1/24/22  |    |     |        |       |         |       |        |      |     |     |     |    |   |     |     |     |     |
| Miami               | 1/26/22  |    |     |        |       |         |       |        |      |     |     |     |    |   |     |     |     |     |
| at Florida State    | 1/29/22  |    |     |        |       |         |       |        |      |     |     |     |    |   |     |     |     |     |
| Georgia Tech        | 2/2/22   |    |     |        |       |         |       |        |      |     |     |     |    |   |     |     |     |     |
| at Pittsburgh       | 2/5/22   |    |     |        |       |         |       |        |      |     |     |     |    |   |     |     |     |     |
| Pittsburgh          | 2/7/22   |    | 1   | 0-0    | .000  | 0-0     | .000  | 0-0    | .000 | 0   | 1   | 1   | 0  | 0 | 0   | 0   | 0   | 0   |
| Syracuse            | 2/12/22  |    |     |        |       |         |       |        |      |     |     |     |    |   |     |     |     |     |
| Virginia            | 2/14/22  |    |     |        |       |         |       |        |      |     |     |     |    |   |     |     |     |     |
| North Carolina      | 2/19/22  |    |     |        |       |         |       |        |      |     |     |     |    |   |     |     |     |     |
| at Georgia Tech     | 2/23/22  |    |     |        |       |         |       |        |      |     |     |     |    |   |     |     |     |     |
| at Miami            | 2/26/22  |    |     |        |       |         |       |        |      |     |     |     |    |   |     |     |     |     |
| Louisville          | 3/1/22   |    | 1   | 0-1    | .000  | 0-0     | .000  | 0-0    | .000 | 0   | 0   | 0   | 0  | 0 | 0   | 0   | 1   | 0   |
| at Clemson          | 3/5/22   |    |     |        |       |         |       |        |      |     |     |     |    |   |     |     |     |     |
| vs. Clemson         | 3/9/22   |    |     |        |       |         |       |        |      |     |     |     |    |   |     |     |     |     |

## PRODUCTION TRACKER

|                      | This Season |
|----------------------|-------------|
| Scored 5+ Points     | -           |
| Scored 10+ Points    | -           |
| Made Multiple 3FGs   | -           |
| Made 3+ 3FGs         | -           |
| Led Tech in 3FGM     | -           |
| Shot over 40% from 3 | 1           |
| Played 5+ Minutes    | -           |
| Had Multiple Assists | -           |
| Had Multiple Steals  | -           |



# 11 JALEN HAYNES

**FRESHMAN** Forward | 6-8 | 250 | Human Development  
Ft. Lauderdale, Florida | Montverde Academy



## SEASON/CAREER BESTS

### POINTS

Season 4 vs. Saint Francis (11/18/21)  
Career 4 vs. Saint Francis (11/18/21)

### REBOUNDS

Season 2 vs. Radford (11/15/21)  
Career 2 vs. Radford (11/15/21)

### ASSISTS

Season -  
Career -

### BLOCKS

Season -  
Career -

### STEALS

Season -  
Career -

### MINUTES

Season 5 vs. Maine (11/9/21)  
Career 5 vs. Maine (11/9/21)

### FIELD GOALS MADE

Season 2 vs. Saint Francis (11/18/21)  
Career 2 vs. Saint Francis (11/18/21)

### FIELD GOALS ATTEMPTED

Season 3 vs. Radford (11/15/21)  
Career 3 vs. Radford (11/15/21)

### 3-PT. FIELD GOALS MADE

Season -  
Career -

### 3-PT. FIELD GOALS ATTEMPTED

Season -  
Career -

### FREE THROWS MADE

Season 1 vs. St. Bonaventure (12/17/21)  
Career 1 vs. St. Bonaventure (12/17/21)

### FREE THROWS ATTEMPTED

Season 2 vs. St. Bonaventure (12/17/21)  
Career 2 vs. St. Bonaventure (12/17/21)

## CAREER STATS

|              | GP-GS      | MIN       | AVG        | FG-FGA     | FG%         | 3FG-FGA    | 3FG%        | FT-FTA     | FT%         | OFF-DEF-TOT  | AVG        | PF-FO      | AST      | TO       | BLK      | STL      | PTS      | AVG        |
|--------------|------------|-----------|------------|------------|-------------|------------|-------------|------------|-------------|--------------|------------|------------|----------|----------|----------|----------|----------|------------|
| 2021-22      | 9-0        | 25        | 2.8        | 3-7        | .429        | 0-0        | .000        | 1-3        | .333        | 3-2-5        | 0.6        | 2-0        | 0        | 2        | 0        | 0        | 7        | 0.8        |
| <b>TOTAL</b> | <b>9-0</b> | <b>25</b> | <b>2.8</b> | <b>3-7</b> | <b>.429</b> | <b>0-0</b> | <b>.000</b> | <b>1-3</b> | <b>.333</b> | <b>3-2-5</b> | <b>0.6</b> | <b>2-0</b> | <b>0</b> | <b>2</b> | <b>0</b> | <b>0</b> | <b>7</b> | <b>0.8</b> |

- Played a postgraduate season at Montverde Academy during the 2020-21 season for head coach Ben Wisniewski; averaged 20.2 points and 10.6 rebounds. *First name pronounced: JAY-lin*
- Before Montverde, played at Dillard High School for legendary head coach Darryl Burrows.
- At Dillard in 2019-20, averaged 18 points, 10 rebounds and two blocks, while leading the Panthers to a 24-8 record and to the state title game.
- Three-star recruit by 247Sports.
- Chose the Hokies over Mississippi State, Boston College and UCF.

## 2021-22 GAME-BY-GAME STATS

| OPPONENT            | DATE     | ST | MIN | FG-FGA | PCT   | 3FG-FGA | PCT  | FT-FTA | PCT  | OFF | DEF | TOT | PF | A | T/O | BLK | STL | PTS |
|---------------------|----------|----|-----|--------|-------|---------|------|--------|------|-----|-----|-----|----|---|-----|-----|-----|-----|
| Maine               | 11/9/21  |    | 5   | 0-0    | .000  | 0-0     | .000 | 0-1    | .000 | 0   | 0   | 0   | 1  | 0 | 0   | 0   | 0   | 0   |
| at Navy             | 11/12/21 |    | 1   | 0-0    | .000  | 0-0     | .000 | 0-0    | .000 | 0   | 0   | 0   | 0  | 0 | 0   | 0   | 0   | 0   |
| Radford             | 11/15/21 |    | 4   | 0-3    | .000  | 0-0     | .000 | 0-0    | .000 | 1   | 1   | 2   | 0  | 0 | 0   | 0   | 0   | 0   |
| St. Francis (Pa.)   | 11/18/21 |    | 3   | 2-2    | 1.000 | 0-0     | .000 | 0-0    | .000 | 1   | 0   | 1   | 0  | 0 | 0   | 0   | 0   | 4   |
| Merrimack           | 11/21/21 |    | 2   | 0-0    | .000  | 0-0     | .000 | 0-0    | .000 | 0   | 0   | 0   | 0  | 0 | 1   | 0   | 0   | 0   |
| vs. Memphis         | 11/24/21 |    |     |        |       |         |      |        | DNP  |     |     |     |    |   |     |     |     |     |
| vs. Xavier          | 11/26/21 |    |     |        |       |         |      |        | DNP  |     |     |     |    |   |     |     |     |     |
| at Maryland         | 12/1/21  |    |     |        |       |         |      |        | DNP  |     |     |     |    |   |     |     |     |     |
| Wake Forest         | 12/4/21  |    |     |        |       |         |      |        | DNP  |     |     |     |    |   |     |     |     |     |
| Cornell             | 12/8/21  |    | 2   | 0-1    | .000  | 0-0     | .000 | 0-0    | .000 | 0   | 0   | 0   | 0  | 0 | 0   | 0   | 0   | 0   |
| at Dayton           | 12/12/21 |    |     |        |       |         |      |        | DNP  |     |     |     |    |   |     |     |     |     |
| vs. St. Bonaventure | 12/17/21 |    | 5   | 1-1    | 1.000 | 0-0     | .000 | 1-2    | .500 | 1   | 0   | 1   | 0  | 0 | 1   | 0   | 0   | 3   |
| at Duke             | 12/22/21 |    |     |        |       |         |      |        | DNP  |     |     |     |    |   |     |     |     |     |
| NC State            | 1/4/22   |    |     |        |       |         |      |        | DNP  |     |     |     |    |   |     |     |     |     |
| at Virginia         | 1/12/22  |    |     |        |       |         |      |        | DNP  |     |     |     |    |   |     |     |     |     |
| Notre Dame          | 1/15/22  |    |     |        |       |         |      |        | DNP  |     |     |     |    |   |     |     |     |     |
| at NC State         | 1/19/22  |    |     |        |       |         |      |        | DNP  |     |     |     |    |   |     |     |     |     |
| at Boston College   | 1/22/22  |    |     |        |       |         |      |        | DNP  |     |     |     |    |   |     |     |     |     |
| at North Carolina   | 1/24/22  |    | 1   | 0-0    | .000  | 0-0     | .000 | 0-0    | .000 | 0   | 0   | 0   | 1  | 0 | 0   | 0   | 0   | 0   |
| Miami               | 1/26/22  |    |     |        |       |         |      |        | DNP  |     |     |     |    |   |     |     |     |     |
| at Florida State    | 1/29/22  |    |     |        |       |         |      |        | DNP  |     |     |     |    |   |     |     |     |     |
| Georgia Tech        | 2/2/22   |    |     |        |       |         |      |        | DNP  |     |     |     |    |   |     |     |     |     |
| at Pittsburgh       | 2/5/22   |    |     |        |       |         |      |        | DNP  |     |     |     |    |   |     |     |     |     |
| Pittsburgh          | 2/7/22   |    | 2   | 0-0    | .000  | 0-0     | .000 | 0-0    | .000 | 0   | 1   | 1   | 0  | 0 | 0   | 0   | 0   | 0   |
| Syracuse            | 2/12/22  |    |     |        |       |         |      |        | DNP  |     |     |     |    |   |     |     |     |     |
| Virginia            | 2/14/22  |    |     |        |       |         |      |        | DNP  |     |     |     |    |   |     |     |     |     |
| North Carolina      | 2/19/22  |    |     |        |       |         |      |        | DNP  |     |     |     |    |   |     |     |     |     |
| at Georgia Tech     | 2/23/22  |    |     |        |       |         |      |        | DNP  |     |     |     |    |   |     |     |     |     |
| at Miami            | 2/26/22  |    |     |        |       |         |      |        | DNP  |     |     |     |    |   |     |     |     |     |
| Louisville          | 3/1/22   |    |     |        |       |         |      |        | DNP  |     |     |     |    |   |     |     |     |     |
| at Clemson          | 3/5/22   |    |     |        |       |         |      |        | DNP  |     |     |     |    |   |     |     |     |     |
| vs. Clemson         | 3/9/22   |    |     |        |       |         |      |        | DNP  |     |     |     |    |   |     |     |     |     |

## PRODUCTION TRACKER

|                              | This Season |
|------------------------------|-------------|
| Scored 10+ Points            | -           |
| Had 5+ Rebounds              | -           |
| Had Multiple Blocks          | -           |
| Led Tech in Blocks           | -           |
| Had Multiple Steals          | -           |
| Shot over 50% from the floor | 2           |
| Played 10+ Minutes           | -           |
| Shot 5+ Free Throws          | -           |
| Had Multiple Dunks           | -           |





# 13 DARIUS MADDOX

**SOPHOMORE** Guard | 6-5 | 185 | Sports Media and Analytics  
Bowie, Maryland | Oak Hill Academy



## SEASON/CAREER BESTS

### POINTS

Season 14 vs. Cornell (12/8/21)  
Career 14 vs. Cornell (12/8/21)

### REBOUNDS

Season 4 (2x), last vs. Louisville (3/1/22)  
Career 4 (2x), last vs. Louisville (3/1/22)

### ASSISTS

Season 4 vs. Miami (1/26/22)  
Career 4 vs. Miami (1/26/22)

### BLOCKS

Season 2 (2x), last vs. Miami (1/26/22)  
Career 2 (2x), last vs. Miami (1/26/22)

### STEALS

Season 3 at Florida State (1/29/22)  
Career 3 at Florida State (1/29/22)

### MINUTES

Season 24 vs. Syracuse (2/12/22)  
Career 24 vs. Syracuse (2/12/22)

### FIELD GOALS MADE

Season 5 (2x), last at Miami (2/26/22)  
Career 5 (2x), last at Miami (2/26/22)

### FIELD GOALS ATTEMPTED

Season 8 vs. Cornell (12/8/21)  
Career 8 vs. Cornell (12/8/21)

### 3-PT. FIELD GOALS MADE

Season 3 (4x), last vs. Louisville (3/1/22)  
Career 3 (5x), last vs. Louisville (3/1/22)

### 3-PT. FIELD GOALS ATTEMPTED

Season 5 (2x), last at Miami (2/26/22)  
Career 5 (2x), last at Miami (2/26/22)

### FREE THROWS MADE

Season 4 (2x), last vs. Cornell (12/8/21)  
Career 4 (2x), last vs. Cornell (12/8/21)

### FREE THROWS ATTEMPTED

Season 4 (3x), last vs. St. Bona. (12/17/21)  
Career 4 (3x), last vs. St. Bona. (12/17/21)

## CAREER STATS

|              | GP-GS       | MIN        | AVG         | FG-FGA        | FG%         | 3FG-FGA      | 3FG%        | FT-FTA       | FT%         | OFF-DEF-TOT     | AVG        | PF-FO       | AST       | TO        | BLK      | STL       | PTS        | AVG        |
|--------------|-------------|------------|-------------|---------------|-------------|--------------|-------------|--------------|-------------|-----------------|------------|-------------|-----------|-----------|----------|-----------|------------|------------|
| 2020-21      | 11-0        | 35         | 3.2         | 3-11          | .273        | 3-7          | .429        | 0-0          | .000        | 2-0-2           | 0.2        | 3-0         | 3         | 1         | 1        | 0         | 9          | 0.8        |
| 2021-22      | 31-0        | 489        | 15.8        | 65-121        | .537        | 34-64        | .531        | 23-28        | .821        | 12-40-52        | 1.7        | 31-0        | 18        | 15        | 8        | 11        | 187        | 6.0        |
| <b>TOTAL</b> | <b>42-0</b> | <b>524</b> | <b>12.5</b> | <b>68-132</b> | <b>.515</b> | <b>37-71</b> | <b>.521</b> | <b>23-28</b> | <b>.821</b> | <b>14-40-54</b> | <b>1.3</b> | <b>34-0</b> | <b>21</b> | <b>16</b> | <b>9</b> | <b>11</b> | <b>196</b> | <b>4.7</b> |

- Dropped in a career-high 14 points on 4-of-8 shooting vs. Cornell; also set or tied career highs in rebounds (four), minutes played (23), field goals made (four) and free throws made (four).
- Appeared in 11 games in 2020-21, recording a season-high nine points vs. Coppin State (12/19/20).
- Rated 84th overall and the 14th-best shooting guard on 247 Sports.
- Chose the Hokies over Cincinnati, Creighton, Georgetown and Seton Hall.

## 2021-22 GAME-BY-GAME STATS

| OPPONENT            | DATE     | ST | MIN | FG-FGA | PCT   | 3FG-FGA | PCT   | FT-FTA | PCT   | OFF | DEF | TOT | PF | A | T/O | BLK | STL | PTS |
|---------------------|----------|----|-----|--------|-------|---------|-------|--------|-------|-----|-----|-----|----|---|-----|-----|-----|-----|
| Maine               | 11/9/21  |    | 19  | 4-7    | .571  | 1-1     | 1.000 | 0-0    | .000  | 0   | 2   | 2   | 1  | 0 | 2   | 0   | 0   | 9   |
| at Navy             | 11/12/21 |    | 15  | 2-5    | .400  | 0-2     | .000  | 0-1    | .000  | 1   | 2   | 3   | 2  | 1 | 0   | 0   | 0   | 4   |
| Radford             | 11/15/21 |    | 16  | 2-3    | .667  | 2-3     | .667  | 0-0    | .000  | 0   | 1   | 1   | 0  | 1 | 1   | 0   | 0   | 6   |
| St. Francis (Pa.)   | 11/18/21 |    | 18  | 4-4    | 1.000 | 3-3     | 1.000 | 0-0    | .000  | 1   | 2   | 3   | 1  | 0 | 2   | 0   | 0   | 11  |
| Merrimack           | 11/21/21 |    | 16  | 1-4    | .250  | 1-2     | .500  | 1-2    | .500  | 1   | 2   | 3   | 0  | 0 | 0   | 0   | 0   | 4   |
| vs. Memphis         | 11/24/21 |    | 14  | 2-2    | 1.000 | 1-1     | 1.000 | 0-0    | .000  | 0   | 0   | 0   | 0  | 0 | 0   | 0   | 0   | 5   |
| vs. Xavier          | 11/26/21 |    | 17  | 0-2    | .000  | 0-2     | .000  | 4-4    | 1.000 | 0   | 1   | 1   | 1  | 0 | 1   | 0   | 0   | 4   |
| at Maryland         | 12/1/21  |    | 12  | 2-2    | 1.000 | 0-0     | .000  | 0-0    | .000  | 1   | 1   | 2   | 0  | 0 | 1   | 2   | 1   | 4   |
| Wake Forest         | 12/4/21  |    | 12  | 2-3    | .667  | 1-1     | 1.000 | 0-0    | .000  | 0   | 1   | 1   | 1  | 0 | 0   | 0   | 1   | 5   |
| Cornell             | 12/8/21  |    | 23  | 4-8    | .500  | 2-4     | .500  | 4-4    | 1.000 | 0   | 4   | 4   | 1  | 0 | 0   | 1   | 1   | 14  |
| at Dayton           | 12/12/21 |    | 11  | 0-2    | .000  | 0-0     | .000  | 0-0    | .000  | 1   | 0   | 1   | 3  | 0 | 0   | 0   | 0   | 0   |
| vs. St. Bonaventure | 12/17/21 |    | 17  | 2-4    | .500  | 1-3     | .333  | 3-4    | .750  | 1   | 1   | 2   | 1  | 1 | 0   | 0   | 0   | 8   |
| at Duke             | 12/22/21 |    | 16  | 1-3    | .333  | 0-2     | .000  | 0-0    | .000  | 0   | 1   | 1   | 3  | 2 | 0   | 0   | 0   | 2   |
| NC State            | 1/4/22   |    | 11  | 1-3    | .333  | 1-2     | .500  | 0-0    | .000  | 0   | 2   | 2   | 0  | 1 | 0   | 1   | 1   | 3   |
| at Virginia         | 1/12/22  |    | 8   | 0-1    | .000  | 0-1     | .000  | 0-0    | .000  | 0   | 1   | 1   | 1  | 0 | 1   | 0   | 0   | 0   |
| Notre Dame          | 1/15/22  |    | 5   | 1-2    | .500  | 1-1     | 1.000 | 0-0    | .000  | 0   | 0   | 0   | 0  | 0 | 0   | 0   | 0   | 3   |
| at NC State         | 1/19/22  |    | 11  | 1-3    | .333  | 0-1     | .000  | 0-0    | .000  | 0   | 0   | 0   | 1  | 0 | 0   | 0   | 0   | 2   |
| at Boston College   | 1/22/22  |    | 6   | 1-1    | 1.000 | 0-0     | .000  | 0-0    | .000  | 1   | 0   | 1   | 0  | 0 | 1   | 0   | 0   | 2   |
| at North Carolina   | 1/24/22  |    | 9   | 1-2    | .500  | 0-0     | .000  | 0-0    | .000  | 0   | 1   | 1   | 1  | 0 | 0   | 0   | 0   | 2   |
| Miami               | 1/26/22  |    | 15  | 4-6    | .667  | 2-4     | .500  | 3-3    | 1.000 | 1   | 2   | 3   | 0  | 4 | 0   | 2   | 0   | 13  |
| at Florida State    | 1/29/22  |    | 23  | 2-6    | .333  | 1-2     | .500  | 1-1    | 1.000 | 0   | 1   | 1   | 3  | 1 | 0   | 0   | 3   | 6   |
| Georgia Tech        | 2/2/22   |    | 14  | 2-4    | .500  | 1-2     | .500  | 1-3    | .333  | 0   | 1   | 1   | 2  | 1 | 1   | 0   | 0   | 6   |
| at Pittsburgh       | 2/5/22   |    | 23  | 3-4    | .750  | 1-1     | 1.000 | 2-2    | 1.000 | 0   | 2   | 2   | 1  | 0 | 0   | 1   | 1   | 9   |
| Pittsburgh          | 2/7/22   |    | 19  | 2-3    | .667  | 2-3     | .667  | 0-0    | .000  | 0   | 0   | 0   | 2  | 1 | 0   | 0   | 0   | 6   |
| Syracuse            | 2/12/22  |    | 24  | 3-6    | .500  | 3-5     | .600  | 1-1    | 1.000 | 0   | 3   | 3   | 1  | 3 | 1   | 1   | 1   | 10  |
| Virginia            | 2/14/22  |    | 17  | 1-5    | .200  | 1-3     | .333  | 0-0    | .000  | 0   | 1   | 1   | 0  | 0 | 0   | 0   | 0   | 3   |
| North Carolina      | 2/19/22  |    | 19  | 1-2    | .500  | 1-2     | .500  | 2-2    | 1.000 | 0   | 1   | 1   | 0  | 0 | 1   | 0   | 0   | 5   |
| at Georgia Tech     | 2/23/22  |    | 18  | 5-7    | .714  | 1-2     | .500  | 1-1    | 1.000 | 0   | 3   | 3   | 0  | 0 | 0   | 0   | 0   | 12  |
| at Miami            | 2/26/22  |    | 21  | 5-7    | .714  | 3-5     | .600  | 0-0    | .000  | 1   | 1   | 2   | 2  | 0 | 2   | 0   | 0   | 13  |
| Louisville          | 3/1/22   |    | 21  | 4-7    | .571  | 3-4     | .750  | 0-0    | .000  | 2   | 2   | 4   | 1  | 2 | 0   | 0   | 1   | 11  |
| at Clemson          | 3/5/22   |    | 19  | 2-3    | .667  | 1-2     | .500  | 0-0    | .000  | 1   | 1   | 2   | 2  | 0 | 1   | 0   | 1   | 5   |
| vs. Clemson         | 3/9/22   |    |     |        |       |         |       |        |       |     |     |     |    |   |     |     |     |     |

## PRODUCTION TRACKER

|                      | This Season | Career |
|----------------------|-------------|--------|
| Scored 10+ Points    | 7           | 7      |
| Scored 20+ Points    | -           | -      |
| Led Tech in Scoring  | 1           | 1      |
| Made 3+ 3FGs         | 4           | 5      |
| Led Tech in 3FGM     | 4           | 4      |
| Shot over 40% from 3 | 20          | 21     |
| Had a Double-Double  | -           | -      |
| Had Multiple Assists | 4           | 4      |
| Had Multiple Steals  | 1           | 1      |



# 14 BEN VARGA

**FRESHMAN** Guard | 5-10 | 170 | Business, Undecided  
Louisville, Kentucky | St. Xavier



## SEASON/CAREER BESTS

### POINTS

Season 3 vs. Merrimack (11/21/21)  
Career 3 vs. Merrimack (11/21/21)

### REBOUNDS

Season -  
Career -

### ASSISTS

Season 1 vs. Pitt (2/7/22)  
Career 1 vs. Pitt (2/7/22)

### BLOCKS

Season -  
Career -

### STEALS

Season -  
Career -

### MINUTES

Season 3 (2x), last vs. Pitt (2/7/22)  
Career 3 (2x), last vs. Pitt (2/7/22)

### FIELD GOALS MADE

Season 1 vs. Merrimack (11/21/21)  
Career 1 vs. Merrimack (11/21/21)

### FIELD GOALS ATTEMPTED

Season 2 (2x), last vs. St. Bona. (12/17/21)  
Career 2 (2x), last vs. St. Bona. (12/17/21)

### 3-PT. FIELD GOALS MADE

Season 1 vs. Merrimack (11/21/21)  
Career 1 vs. Merrimack (11/21/21)

### 3-PT. FIELD GOALS ATTEMPTED

Season 2 vs. Merrimack (11/21/21)  
Career 2 vs. Merrimack (11/21/21)

### FREE THROWS MADE

Season -  
Career -

### FREE THROWS ATTEMPTED

Season -  
Career -

## CAREER STATS

|              | GP-GS      | MIN       | AVG        | FG-FGA     | FG%         | 3FG-FGA    | 3FG%        | FT-FTA     | FT%         | OFF-DEF-TOT  | AVG        | PF-FO      | AST      | TO       | BLK      | STL      | PTS      | AVG        |
|--------------|------------|-----------|------------|------------|-------------|------------|-------------|------------|-------------|--------------|------------|------------|----------|----------|----------|----------|----------|------------|
| 2021-22      | 7-0        | 14        | 2.0        | 1-6        | .167        | 1-5        | .200        | 0-0        | .000        | 0-0-0        | 0.0        | 1-0        | 1        | 0        | 0        | 0        | 3        | 0.4        |
| <b>TOTAL</b> | <b>7-0</b> | <b>14</b> | <b>2.0</b> | <b>1-6</b> | <b>.167</b> | <b>1-5</b> | <b>.200</b> | <b>0-0</b> | <b>.000</b> | <b>0-0-0</b> | <b>0.0</b> | <b>1-0</b> | <b>1</b> | <b>0</b> | <b>0</b> | <b>0</b> | <b>3</b> | <b>0.4</b> |

- Recruited as a preferred walk-on.
- Played four years at St. Xavier High School for head coach Kevin Klein.
- Holds school record for career 3-pointers made, school record for 3-pointers made in a game and school record for 3-pointers made in a season.
- Led Kentucky in 3-pointers his senior year - averaged 18 ppg and four 3-pointers per game.
- Dad played tennis at the University of Kentucky.

*Last name pronounced: VAR-guh*

## 2021-22 GAME-BY-GAME STATS

| OPPONENT            | DATE     | ST | MIN | FG-FGA | PCT  | 3FG-FGA | PCT  | FT-FTA | PCT  | OFF | DEF | TOT | PF | A | T/O | BLK | STL | PTS |
|---------------------|----------|----|-----|--------|------|---------|------|--------|------|-----|-----|-----|----|---|-----|-----|-----|-----|
| Maine               | 11/9/21  |    | 2   | 0-0    | .000 | 0-0     | .000 | 0-0    | .000 | 0   | 0   | 0   | 0  | 0 | 0   | 0   | 0   | 0   |
| at Navy             | 11/12/21 |    |     |        |      |         |      | DNP    |      |     |     |     |    |   |     |     |     |     |
| Radford             | 11/15/21 |    | 1   | 0-0    | .000 | 0-0     | .000 | 0-0    | .000 | 0   | 0   | 0   | 0  | 0 | 0   | 0   | 0   | 0   |
| St. Francis (Pa.)   | 11/18/21 |    |     |        |      |         |      | DNP    |      |     |     |     |    |   |     |     |     |     |
| Merrimack           | 11/21/21 |    | 2   | 1-2    | .500 | 1-2     | .500 | 0-0    | .000 | 0   | 0   | 0   | 0  | 0 | 0   | 0   | 0   | 3   |
| vs. Memphis         | 11/24/21 |    |     |        |      |         |      | DNP    |      |     |     |     |    |   |     |     |     |     |
| vs. Xavier          | 11/26/21 |    |     |        |      |         |      | DNP    |      |     |     |     |    |   |     |     |     |     |
| at Maryland         | 12/1/21  |    |     |        |      |         |      | DNP    |      |     |     |     |    |   |     |     |     |     |
| Wake Forest         | 12/4/21  |    |     |        |      |         |      | DNP    |      |     |     |     |    |   |     |     |     |     |
| Cornell             | 12/8/21  |    | 2   | 0-1    | .000 | 0-1     | .000 | 0-0    | .000 | 0   | 0   | 0   | 0  | 0 | 0   | 0   | 0   | 0   |
| at Dayton           | 12/12/21 |    |     |        |      |         |      | DNP    |      |     |     |     |    |   |     |     |     |     |
| vs. St. Bonaventure | 12/17/21 |    | 3   | 0-2    | .000 | 0-1     | .000 | 0-0    | .000 | 0   | 0   | 0   | 0  | 0 | 0   | 0   | 0   | 0   |
| at Duke             | 12/22/21 |    |     |        |      |         |      | DNP    |      |     |     |     |    |   |     |     |     |     |
| NC State            | 1/4/22   |    |     |        |      |         |      | DNP    |      |     |     |     |    |   |     |     |     |     |
| at Virginia         | 1/12/22  |    |     |        |      |         |      | DNP    |      |     |     |     |    |   |     |     |     |     |
| Notre Dame          | 1/15/22  |    |     |        |      |         |      | DNP    |      |     |     |     |    |   |     |     |     |     |
| at NC State         | 1/19/22  |    |     |        |      |         |      | DNP    |      |     |     |     |    |   |     |     |     |     |
| at Boston College   | 1/22/22  |    |     |        |      |         |      | DNP    |      |     |     |     |    |   |     |     |     |     |
| at North Carolina   | 1/24/22  |    |     |        |      |         |      | DNP    |      |     |     |     |    |   |     |     |     |     |
| Miami               | 1/26/22  |    |     |        |      |         |      | DNP    |      |     |     |     |    |   |     |     |     |     |
| at Florida State    | 1/29/22  |    |     |        |      |         |      | DNP    |      |     |     |     |    |   |     |     |     |     |
| Georgia Tech        | 2/2/22   |    |     |        |      |         |      | DNP    |      |     |     |     |    |   |     |     |     |     |
| at Pittsburgh       | 2/5/22   |    |     |        |      |         |      | DNP    |      |     |     |     |    |   |     |     |     |     |
| Pittsburgh          | 2/7/22   |    | 3   | 0-0    | .000 | 0-0     | .000 | 0-0    | .000 | 0   | 0   | 0   | 0  | 1 | 0   | 0   | 0   | 0   |
| Syracuse            | 2/12/22  |    |     |        |      |         |      | DNP    |      |     |     |     |    |   |     |     |     |     |
| Virginia            | 2/14/22  |    |     |        |      |         |      | DNP    |      |     |     |     |    |   |     |     |     |     |
| North Carolina      | 2/19/22  |    |     |        |      |         |      | DNP    |      |     |     |     |    |   |     |     |     |     |
| at Georgia Tech     | 2/23/22  |    |     |        |      |         |      | DNP    |      |     |     |     |    |   |     |     |     |     |
| at Miami            | 2/26/22  |    |     |        |      |         |      | DNP    |      |     |     |     |    |   |     |     |     |     |
| Louisville          | 3/1/22   |    | 1   | 0-1    | .000 | 0-1     | .000 | 0-0    | .000 | 0   | 0   | 0   | 1  | 0 | 0   | 0   | 0   | 0   |
| at Clemson          | 3/5/22   |    |     |        |      |         |      | DNP    |      |     |     |     |    |   |     |     |     |     |
| vs. Clemson         | 3/9/22   |    |     |        |      |         |      | DNP    |      |     |     |     |    |   |     |     |     |     |

## PRODUCTION TRACKER

|                      | This Season |
|----------------------|-------------|
| Scored 5+ Points     | -           |
| Scored 10+ Points    | -           |
| Made Multiple 3FGs   | -           |
| Made 3+ 3FGs         | -           |
| Led Tech in 3FGM     | -           |
| Shot over 40% from 3 | 1           |
| Played 5+ Minutes    | -           |
| Had Multiple Assists | -           |
| Had Multiple Steals  | -           |





# 15 LYNN KIDD

**SOPHOMORE** Center | 6-10 | 240 | Public Health  
Gainesville, Florida | Clemson



## SEASON/CAREER BESTS

### POINTS

Season 3 vs. Saint Francis (11/18/21)  
Career 4 vs. Florida State (1/23/21)

### REBOUNDS

Season 3 vs. Maine (11/9/21)  
Career 4 vs. South Carolina State (12/2/20)

### ASSISTS

Season -  
Career 1 vs. Mississippi State (11/25/20)

### BLOCKS

Season 1 (2x), last vs. St. Bona. (12/17/21)  
Career 2 vs. South Carolina State (12/2/20)

### STEALS

Season -  
Career -

### MINUTES

Season 6 vs. St. Bonaventure (12/17/21)  
Career 12 vs. South Carolina State (12/2/20)

### FIELD GOALS MADE

Season 1 (2x), last vs. Louisville (3/1/22)  
Career 1 (4x), last vs. Louisville (3/1/22)

### FIELD GOALS ATTEMPTED

Season 3 vs. Saint Francis (11/18/21)  
Career 5 vs. South Carolina State (12/2/20)

### 3-PT. FIELD GOALS MADE

Season -  
Career -

### 3-PT. FIELD GOALS ATTEMPTED

Season -  
Career -

### FREE THROWS MADE

Season 1 vs. Saint Francis (11/18/21)  
Career 2 (2x), last vs. Florida State (1/23/21)

### FREE THROWS ATTEMPTED

Season 1 vs. Saint Francis (11/18/21)  
Career 2 (2x), last vs. Florida State (1/23/21)

## CAREER STATS

|              | GP-GS       | MIN       | AVG        | FG-FGA      | FG%         | 3FG-FGA    | 3FG%        | FT-FTA     | FT%          | OFF-DEF-TOT   | AVG        | PF-FO      | AST      | TO       | BLK      | STL      | PTS       | AVG        |
|--------------|-------------|-----------|------------|-------------|-------------|------------|-------------|------------|--------------|---------------|------------|------------|----------|----------|----------|----------|-----------|------------|
| 2020-21      | 7-0         | 33        | 4.7        | 2-6         | .333        | 0-0        | .000        | 4-4        | 1.000        | 4-3-7         | 1.0        | 6-0        | 1        | 2        | 2        | 0        | 8         | 1.1        |
| 2021-22      | 8-0         | 23        | 2.9        | 2-7         | .286        | 0-0        | .000        | 1-1        | 1.000        | 5-4-9         | 1.1        | 0-0        | 0        | 3        | 2        | 0        | 5         | 0.6        |
| <b>TOTAL</b> | <b>15-0</b> | <b>56</b> | <b>3.7</b> | <b>4-13</b> | <b>.308</b> | <b>0-0</b> | <b>.000</b> | <b>5-5</b> | <b>1.000</b> | <b>9-7-16</b> | <b>1.1</b> | <b>6-0</b> | <b>1</b> | <b>5</b> | <b>4</b> | <b>0</b> | <b>13</b> | <b>0.9</b> |

- Played in seven games, totaling eight points in 33 minutes of action as a freshman at Clemson.
- Reclassified from the 2021 recruiting class to 2020.
- No. 77 overall prospect on ESPN's Top-100 list of high school juniors; four-star recruit.
- Chose Clemson over Virginia Tech, Miami, Wake Forest, Auburn and Florida during his initial recruitment.

## 2021-22 GAME-BY-GAME STATS

| OPPONENT            | DATE     | ST | MIN | FG-FGA | PCT   | 3FG-FGA | PCT  | FT-FTA | PCT   | OFF | DEF | TOT | PF | A | T/O | BLK | STL | PTS |
|---------------------|----------|----|-----|--------|-------|---------|------|--------|-------|-----|-----|-----|----|---|-----|-----|-----|-----|
| Maine               | 11/9/21  |    | 4   | 0-1    | .000  | 0-0     | .000 | 0-0    | .000  | 2   | 1   | 3   | 0  | 0 | 2   | 0   | 0   | 0   |
| at Navy             | 11/12/21 |    |     |        |       |         |      |        |       |     |     |     |    |   |     |     |     |     |
| Radford             | 11/15/21 |    | 1   | 0-1    | .000  | 0-0     | .000 | 0-0    | .000  | 0   | 0   | 0   | 0  | 0 | 0   | 0   | 0   | 0   |
| St. Francis (Pa.)   | 11/18/21 |    | 4   | 1-3    | .333  | 0-0     | .000 | 1-1    | 1.000 | 1   | 0   | 1   | 0  | 0 | 0   | 0   | 0   | 3   |
| Merrimack           | 11/21/21 |    | 3   | 0-0    | .000  | 0-0     | .000 | 0-0    | .000  | 0   | 2   | 2   | 0  | 0 | 0   | 1   | 0   | 0   |
| vs. Memphis         | 11/24/21 |    |     |        |       |         |      |        |       |     |     |     |    |   |     |     |     |     |
| vs. Xavier          | 11/26/21 |    |     |        |       |         |      |        |       |     |     |     |    |   |     |     |     |     |
| at Maryland         | 12/1/21  |    |     |        |       |         |      |        |       |     |     |     |    |   |     |     |     |     |
| Wake Forest         | 12/4/21  |    |     |        |       |         |      |        |       |     |     |     |    |   |     |     |     |     |
| Cornell             | 12/8/21  |    | 3   | 0-1    | .000  | 0-0     | .000 | 0-0    | .000  | 1   | 1   | 2   | 0  | 0 | 0   | 0   | 0   | 0   |
| at Dayton           | 12/12/21 |    |     |        |       |         |      |        |       |     |     |     |    |   |     |     |     |     |
| vs. St. Bonaventure | 12/17/21 |    | 6   | 0-0    | .000  | 0-0     | .000 | 0-0    | .000  | 0   | 0   | 0   | 0  | 0 | 1   | 1   | 0   | 0   |
| at Duke             | 12/22/21 |    |     |        |       |         |      |        |       |     |     |     |    |   |     |     |     |     |
| NC State            | 1/4/22   |    |     |        |       |         |      |        |       |     |     |     |    |   |     |     |     |     |
| at Virginia         | 1/12/22  |    |     |        |       |         |      |        |       |     |     |     |    |   |     |     |     |     |
| Notre Dame          | 1/15/22  |    |     |        |       |         |      |        |       |     |     |     |    |   |     |     |     |     |
| at NC State         | 1/19/22  |    |     |        |       |         |      |        |       |     |     |     |    |   |     |     |     |     |
| at Boston College   | 1/22/22  |    |     |        |       |         |      |        |       |     |     |     |    |   |     |     |     |     |
| at North Carolina   | 1/24/22  |    |     |        |       |         |      |        |       |     |     |     |    |   |     |     |     |     |
| Miami               | 1/26/22  |    |     |        |       |         |      |        |       |     |     |     |    |   |     |     |     |     |
| at Florida State    | 1/29/22  |    |     |        |       |         |      |        |       |     |     |     |    |   |     |     |     |     |
| Georgia Tech        | 2/2/22   |    |     |        |       |         |      |        |       |     |     |     |    |   |     |     |     |     |
| at Pittsburgh       | 2/5/22   |    |     |        |       |         |      |        |       |     |     |     |    |   |     |     |     |     |
| Pittsburgh          | 2/7/22   |    | 1   | 0-0    | .000  | 0-0     | .000 | 0-0    | .000  | 0   | 0   | 0   | 0  | 0 | 0   | 0   | 0   | 0   |
| Syracuse            | 2/12/22  |    |     |        |       |         |      |        |       |     |     |     |    |   |     |     |     |     |
| Virginia            | 2/14/22  |    |     |        |       |         |      |        |       |     |     |     |    |   |     |     |     |     |
| North Carolina      | 2/19/22  |    |     |        |       |         |      |        |       |     |     |     |    |   |     |     |     |     |
| at Georgia Tech     | 2/23/22  |    |     |        |       |         |      |        |       |     |     |     |    |   |     |     |     |     |
| at Miami            | 2/26/22  |    |     |        |       |         |      |        |       |     |     |     |    |   |     |     |     |     |
| Louisville          | 3/1/22   |    | 1   | 1-1    | 1.000 | 0-0     | .000 | 0-0    | .000  | 1   | 0   | 1   | 0  | 0 | 0   | 0   | 0   | 2   |
| at Clemson          | 3/5/22   |    |     |        |       |         |      |        |       |     |     |     |    |   |     |     |     |     |
| vs. Clemson         | 3/9/22   |    |     |        |       |         |      |        |       |     |     |     |    |   |     |     |     |     |

## PRODUCTION TRACKER

|                              | This Season | Career |
|------------------------------|-------------|--------|
| Scored 10+ Points            | -           | -      |
| Had 5+ Rebounds              | -           | -      |
| Had Multiple Blocks          | -           | 1      |
| Led Tech in Blocks           | -           | -      |
| Had Multiple Steals          | -           | -      |
| Shot over 50% from the floor | 1           | 2      |
| Played 10+ Minutes           | -           | 1      |
| Shot 5+ Free Throws          | -           | -      |
| Had Multiple Dunks           | -           | -      |



# 21 JOHN OJIAKO

**JUNIOR** Center | 6-10 | 245 | Public Health  
Lagos, Nigeria | Admiral Farragut (Fla.)



## SEASON/CAREER BESTS

### POINTS

Season 9 vs. Maine (11/9/21)  
Career 15 vs. UMEs (12/29/19)

### REBOUNDS

Season 5 (2x), last vs. Merrimack (11/21/21)  
Career 9 (2x), last vs. Pittsburgh (2/15/20)

### ASSISTS

Season 1 (2x), last at BC (1/22/22)  
Career 1 (4x), last at BC (1/22/22)

### BLOCKS

Season 2 vs. St. Bonaventure (12/17/21)  
Career 5 vs. Miami (2/19/20)

### STEALS

Season -  
Career 2 vs. USC Upstate (11/13/19)

### MINUTES

Season 14 vs. Merrimack (11/21/21)  
Career 23 vs. Miami (2/19/20)

### FIELD GOALS MADE

Season 4 vs. Maine (11/9/21)  
Career 5 vs. UMEs (12/29/19)

### FIELD GOALS ATTEMPTED

Season 8 vs. Maine (11/9/21)  
Career 10 vs. UMEs (12/29/19)

### 3-PT. FIELD GOALS MADE

Season -  
Career -

### 3-PT. FIELD GOALS ATTEMPTED

Season -  
Career -

### FREE THROWS MADE

Season 5 vs. St. Bonaventure (12/17/21)  
Career 5 (2x), last vs. St. Bona. (12/17/21)

### FREE THROWS ATTEMPTED

Season 6 vs. St. Bonaventure (12/17/21)  
Career 6 (2x), last vs. St. Bona. (12/17/21)

## CAREER STATS

|              | GP-GS       | MIN        | AVG        | FG-FGA       | FG%         | 3FG-FGA    | 3FG%        | FT-FTA       | FT%         | OFF-DEF-TOT      | AVG        | PF-FO       | AST      | TO        | BLK       | STL      | PTS        | AVG        |
|--------------|-------------|------------|------------|--------------|-------------|------------|-------------|--------------|-------------|------------------|------------|-------------|----------|-----------|-----------|----------|------------|------------|
| 2019-20      | 31-2        | 325        | 10.5       | 33-61        | .541        | 0-0        | .000        | 19-28        | .679        | 35-50-85         | 2.7        | 47-2        | 2        | 17        | 23        | 6        | 85         | 2.7        |
| 2020-21      | 6-0         | 16         | 2.7        | 1-4          | .250        | 0-0        | .000        | 0-2          | .000        | 0-1-1            | 0.2        | 4-0         | 0        | 1         | 2         | 0        | 2          | 0.3        |
| 2021-22      | 18-0        | 121        | 6.7        | 18-30        | .600        | 0-0        | .000        | 9-11         | .818        | 18-18-36         | 2.0        | 13-0        | 2        | 7         | 7         | 0        | 45         | 2.5        |
| <b>TOTAL</b> | <b>55-2</b> | <b>461</b> | <b>8.4</b> | <b>52-95</b> | <b>.547</b> | <b>0-0</b> | <b>.000</b> | <b>28-41</b> | <b>.683</b> | <b>53-69-122</b> | <b>2.2</b> | <b>63-1</b> | <b>4</b> | <b>25</b> | <b>32</b> | <b>6</b> | <b>132</b> | <b>2.4</b> |

- Battled through injuries most of 2020-21.
- Played in six games last season, throwing down a dunk for his lone bucket of the year.
- Played at Admiral Farragut High School in Florida during 2018-19.
- Originally from Nigeria, played his high school basketball first in Kentucky and then in St. Petersburg, Florida.
- Rated as the No. 25 center in the nation and No. 10 player in Florida by ESPN.
- Three-star prospect on 247 Sports and Rivals.com.
- Hopes to become a medical doctor.

*Last name pronounced: oh-GEE-ah-koh*

## 2021-22 GAME-BY-GAME STATS

| OPPONENT            | DATE     | ST | MIN | FG-FGA | PCT   | 3FG-FGA | PCT  | FT-FTA | PCT   | OFF | DEF | TOT | PF | A | T/O | BLK | STL | PTS |
|---------------------|----------|----|-----|--------|-------|---------|------|--------|-------|-----|-----|-----|----|---|-----|-----|-----|-----|
| Maine               | 11/9/21  |    | 12  | 4-8    | .500  | 0-0     | .000 | 1-1    | 1.000 | 2   | 2   | 4   | 2  | 0 | 0   | 0   | 0   | 9   |
| at Navy             | 11/12/21 |    | 9   | 3-3    | 1.000 | 0-0     | .000 | 0-0    | .000  | 1   | 1   | 2   | 1  | 0 | 1   | 1   | 0   | 6   |
| Radford             | 11/15/21 |    | 10  | 0-1    | .000  | 0-0     | .000 | 0-0    | .000  | 1   | 4   | 5   | 3  | 0 | 0   | 0   | 0   | 0   |
| St. Francis (Pa.)   | 11/18/21 |    | 9   | 2-4    | .500  | 0-0     | .000 | 2-2    | 1.000 | 2   | 1   | 3   | 1  | 0 | 2   | 1   | 0   | 6   |
| Merrimack           | 11/21/21 |    | 14  | 3-4    | .750  | 0-0     | .000 | 0-0    | .000  | 1   | 4   | 5   | 0  | 0 | 0   | 0   | 0   | 6   |
| vs. Memphis         | 11/24/21 |    | 4   | 0-0    | .000  | 0-0     | .000 | 0-0    | .000  | 0   | 0   | 0   | 0  | 0 | 0   | 0   | 0   | 0   |
| vs. Xavier          | 11/26/21 |    |     |        |       |         |      | DNP    |       |     |     |     |    |   |     |     |     |     |
| at Maryland         | 12/1/21  |    | 3   | 0-1    | .000  | 0-0     | .000 | 0-0    | .000  | 0   | 0   | 0   | 0  | 0 | 0   | 0   | 0   | 0   |
| Wake Forest         | 12/4/21  |    | 3   | 1-1    | 1.000 | 0-0     | .000 | 0-0    | .000  | 2   | 1   | 3   | 0  | 0 | 0   | 0   | 0   | 2   |
| Cornell             | 12/8/21  |    | 8   | 0-1    | .000  | 0-0     | .000 | 1-2    | .500  | 3   | 1   | 4   | 1  | 1 | 1   | 1   | 0   | 1   |
| at Dayton           | 12/12/21 |    |     |        |       |         |      | DNP    |       |     |     |     |    |   |     |     |     |     |
| vs. St. Bonaventure | 12/17/21 |    | 9   | 0-0    | .000  | 0-0     | .000 | 5-6    | .833  | 2   | 0   | 2   | 1  | 0 | 2   | 2   | 0   | 5   |
| at Duke             | 12/22/21 |    |     |        |       |         |      | DNP    |       |     |     |     |    |   |     |     |     |     |
| NC State            | 1/4/22   |    |     |        |       |         |      | DNP    |       |     |     |     |    |   |     |     |     |     |
| at Virginia         | 1/12/22  |    | 13  | 1-1    | 1.000 | 0-0     | .000 | 0-0    | .000  | 1   | 2   | 3   | 2  | 0 | 1   | 1   | 0   | 2   |
| Notre Dame          | 1/15/22  |    |     |        |       |         |      | DNP    |       |     |     |     |    |   |     |     |     |     |
| at NC State         | 1/19/22  |    | 3   | 1-1    | 1.000 | 0-0     | .000 | 0-0    | .000  | 1   | 0   | 1   | 0  | 0 | 0   | 0   | 0   | 2   |
| at Boston College   | 1/22/22  |    | 6   | 0-1    | .000  | 0-0     | .000 | 0-0    | .000  | 0   | 1   | 1   | 2  | 1 | 0   | 1   | 0   | 0   |
| at North Carolina   | 1/24/22  |    |     |        |       |         |      | DNP    |       |     |     |     |    |   |     |     |     |     |
| Miami               | 1/26/22  |    |     |        |       |         |      | DNP    |       |     |     |     |    |   |     |     |     |     |
| at Florida State    | 1/29/22  |    | 1   | 0-0    | .000  | 0-0     | .000 | 0-0    | .000  | 0   | 0   | 0   | 0  | 0 | 0   | 0   | 0   | 0   |
| Georgia Tech        | 2/2/22   |    | 2   | 0-0    | .000  | 0-0     | .000 | 0-0    | .000  | 0   | 0   | 0   | 0  | 0 | 0   | 0   | 0   | 0   |
| at Pittsburgh       | 2/5/22   |    | 3   | 0-0    | .000  | 0-0     | .000 | 0-0    | .000  | 0   | 0   | 0   | 0  | 0 | 0   | 0   | 0   | 0   |
| Pittsburgh          | 2/7/22   |    | 7   | 2-2    | 1.000 | 0-0     | .000 | 0-0    | .000  | 0   | 0   | 0   | 0  | 0 | 0   | 0   | 0   | 4   |
| Syracuse            | 2/12/22  |    |     |        |       |         |      | DNP    |       |     |     |     |    |   |     |     |     |     |
| Virginia            | 2/14/22  |    |     |        |       |         |      | DNP    |       |     |     |     |    |   |     |     |     |     |
| North Carolina      | 2/19/22  |    |     |        |       |         |      | DNP    |       |     |     |     |    |   |     |     |     |     |
| at Georgia Tech     | 2/23/22  |    |     |        |       |         |      | DNP    |       |     |     |     |    |   |     |     |     |     |
| at Miami            | 2/26/22  |    |     |        |       |         |      | DNP    |       |     |     |     |    |   |     |     |     |     |
| Louisville          | 3/1/22   |    | 5   | 1-2    | .500  | 0-0     | .000 | 0-0    | .000  | 1   | 1   | 2   | 0  | 0 | 0   | 0   | 0   | 2   |
| at Clemson          | 3/5/22   |    |     |        |       |         |      |        |       |     |     |     |    |   |     |     |     |     |
| vs. Clemson         | 3/9/22   |    |     |        |       |         |      |        |       |     |     |     |    |   |     |     |     |     |

## PRODUCTION TRACKER

|                              | This Season | Career |
|------------------------------|-------------|--------|
| Scored 10+ Points            | -           | 1      |
| Had 5+ Rebounds              | 2           | 8      |
| Had Multiple Blocks          | 1           | 8      |
| Led Tech in Blocks           | 2           | 10     |
| Had Multiple Steals          | -           | 1      |
| Shot over 50% from the floor | 9           | 29     |
| Played 10+ Minutes           | 4           | 19     |
| Shot 5+ Free Throws          | 1           | 3      |
| Had Multiple Dunks           | -           | -      |





# 22 KEVE ALUMA

**R-SENIOR** Forward | 6-9 | 235 | Sociology (2nd undergraduate degree)  
Berlin, Maryland | Wofford



## SEASON/CAREER BESTS

### POINTS

Season 25 at Duke (12/22/21)  
Career 30 at Pittsburgh (2/3/21)

### REBOUNDS

Season 12 at Maryland (12/1/21)  
Career 14 vs. Georgia Tech (2/23/21)

### ASSISTS

Season 5 vs. Wake Forest (12/4/21)  
Career 5 (4x), last vs. Wake Forest (12/4/21)

### BLOCKS

Season 4 vs. Virginia (2/14/22)  
Career 4 (2x), last vs. Virginia (2/14/22)

### STEALS

Season 3 vs. St. Bonaventure (12/17/21)  
Career 3 (2x), last vs. St. Bona. (12/17/21)

### MINUTES

Season 38 (2x), last at Virginia (1/12/22)  
Career 43 at Miami (2/6/21)

### FIELD GOALS MADE

Season 11 at Duke (12/22/21)  
Career 11 at Duke (12/22/21)

### FIELD GOALS ATTEMPTED

Season 20 (2x), last at Virginia (1/12/22)  
Career 20 (2x), last at Virginia (1/12/22)

### 3-PT. FIELD GOALS MADE

Season 4 vs. Wake Forest (12/4/21)  
Career 5 vs. Wake Forest (2/27/21)

### 3-PT. FIELD GOALS ATTEMPTED

Season 7 vs. Wake Forest (12/4/21)  
Career 7 (2x), last vs. Wake Forest (12/4/21)

### FREE THROWS MADE

Season 10 at Navy (11/12/21)  
Career 10 at Navy (11/12/21)

### FREE THROWS ATTEMPTED

Season 10 at Navy (11/12/21)  
Career 13 vs. VMI (12/3/20)

## CAREER STATS

|              | GP-GS         | MIN         | AVG         | FG-FGA         | FG%         | 3FG-FGA       | 3FG%        | FT-FTA         | FT%         | OFF-DEF-TOT        | AVG        | PF-FO        | AST        | TO         | BLK        | STL       | PTS         | AVG        |
|--------------|---------------|-------------|-------------|----------------|-------------|---------------|-------------|----------------|-------------|--------------------|------------|--------------|------------|------------|------------|-----------|-------------|------------|
| 2017-18      | 33-2          | 439         | 13.3        | 30-53          | .566        | 0-0           | .000        | 24-42          | .571        | 45-68-113          | 3.4        | 63-2         | 18         | 20         | 13         | 6         | 84          | 2.5        |
| 2018-19      | 35-34         | 931         | 26.6        | 94-141         | .667        | 0-1           | .000        | 54-94          | .574        | 92-147-239         | 6.8        | 81-3         | 34         | 36         | 31         | 23        | 242         | 6.9        |
| 2019-20      |               |             |             |                |             |               |             |                |             |                    | DNP        |              |            |            |            |           |             |            |
| 2020-21      | 22-22         | 674         | 30.6        | 118-241        | .490        | 20-57         | .351        | 78-108         | .722        | 56-118-174         | 7.9        | 52-1         | 48         | 41         | 29         | 15        | 334         | 15.2       |
| 2021-22      | 31-31         | 952         | 30.7        | 186-350        | .531        | 19-63         | .302        | 85-108         | .787        | 67-136-203         | 6.5        | 71-1         | 55         | 56         | 29         | 24        | 476         | 15.4       |
| <b>TOTAL</b> | <b>121-89</b> | <b>2996</b> | <b>24.8</b> | <b>428-785</b> | <b>.545</b> | <b>39-121</b> | <b>.322</b> | <b>241-352</b> | <b>.685</b> | <b>260-469-729</b> | <b>6.0</b> | <b>267-7</b> | <b>155</b> | <b>153</b> | <b>102</b> | <b>68</b> | <b>1136</b> | <b>9.4</b> |

- Second-Team All-ACC pick in 2021-22.
- Returns after exploring his 2021 NBA Draft options.
- Second-Team All-ACC pick in 2020-21.
- Only Hokie to start all 22 games Tech played.
- Averaged a team-high 15.2 points per game, which ranked ninth in the ACC.
- Posted a team-best six double-doubles last season.
- Two-time ACC Player of the Week (11/30/20, 2/1/21).
- Earned his first undergraduate degree in human development from Virginia Tech in May 2021.
- Currently working on his second undergraduate degree in sociology.

*Name pronounced: kev-AYE ah-LOU-muh*

## 2021-22 GAME-BY-GAME STATS

| OPPONENT            | DATE     | ST | MIN | FG-FGA | PCT  | 3FG-FGA | PCT  | FT-FTA | PCT   | OFF | DEF | TOT | PF | A | T/O | BLK | STL | PTS |
|---------------------|----------|----|-----|--------|------|---------|------|--------|-------|-----|-----|-----|----|---|-----|-----|-----|-----|
| Maine               | 11/9/21  | *  | 18  | 3-5    | .600 | 0-1     | .000 | 2-2    | 1.000 | 0   | 0   | 0   | 3  | 0 | 0   | 1   | 0   | 8   |
| at Navy             | 11/12/21 | *  | 24  | 5-9    | .556 | 0-0     | .000 | 10-10  | 1.000 | 2   | 4   | 6   | 4  | 1 | 1   | 1   | 1   | 20  |
| Radford             | 11/15/21 | *  | 23  | 5-8    | .625 | 0-2     | .000 | 0-0    | .000  | 0   | 4   | 4   | 3  | 1 | 2   | 2   | 0   | 10  |
| St. Francis (Pa.)   | 11/18/21 | *  | 24  | 6-13   | .462 | 0-5     | .000 | 6-8    | .750  | 2   | 5   | 7   | 3  | 1 | 1   | 0   | 0   | 18  |
| Merrimack           | 11/21/21 | *  | 24  | 2-3    | .667 | 0-0     | .000 | 2-4    | .500  | 2   | 3   | 5   | 1  | 2 | 1   | 3   | 0   | 6   |
| vs. Memphis         | 11/24/21 | *  | 36  | 5-17   | .294 | 1-3     | .333 | 3-4    | .750  | 5   | 6   | 11  | 5  | 1 | 1   | 0   | 2   | 14  |
| vs. Xavier          | 11/26/21 | *  | 37  | 6-11   | .545 | 0-1     | .000 | 0-1    | .000  | 0   | 5   | 5   | 0  | 2 | 1   | 0   | 0   | 12  |
| at Maryland         | 12/1/21  | *  | 35  | 6-14   | .429 | 1-4     | .250 | 4-6    | .667  | 5   | 7   | 12  | 2  | 2 | 2   | 2   | 0   | 17  |
| Wake Forest         | 12/4/21  | *  | 36  | 8-16   | .500 | 4-7     | .571 | 3-4    | .750  | 4   | 5   | 9   | 3  | 5 | 4   | 0   | 0   | 23  |
| Cornell             | 12/8/21  | *  | 22  | 8-9    | .889 | 0-1     | .000 | 0-0    | .000  | 2   | 3   | 5   | 3  | 1 | 0   | 1   | 1   | 16  |
| at Dayton           | 12/12/21 | *  | 37  | 7-15   | .467 | 0-2     | .000 | 0-2    | .000  | 3   | 3   | 6   | 2  | 2 | 3   | 0   | 1   | 14  |
| vs. St. Bonaventure | 12/17/21 | *  | 24  | 5-11   | .455 | 0-2     | .000 | 2-2    | 1.000 | 1   | 2   | 3   | 1  | 4 | 0   | 2   | 3   | 12  |
| at Duke             | 12/22/21 | *  | 38  | 11-20  | .550 | 1-3     | .333 | 2-2    | 1.000 | 5   | 5   | 10  | 2  | 3 | 2   | 0   | 1   | 25  |
| NC State            | 1/4/22   | *  | 34  | 7-14   | .500 | 1-3     | .333 | 3-5    | .600  | 4   | 2   | 6   | 3  | 2 | 2   | 0   | 0   | 18  |
| at Virginia         | 1/12/22  | *  | 38  | 9-20   | .450 | 1-3     | .333 | 3-3    | 1.000 | 2   | 4   | 6   | 2  | 3 | 3   | 1   | 0   | 22  |
| Notre Dame          | 1/15/22  | *  | 36  | 7-14   | .500 | 0-3     | .000 | 3-5    | .600  | 1   | 7   | 8   | 3  | 2 | 2   | 0   | 0   | 17  |
| at NC State         | 1/19/22  | *  | 28  | 5-7    | .714 | 0-1     | .000 | 0-0    | .000  | 3   | 8   | 11  | 3  | 1 | 3   | 1   | 0   | 10  |
| at Boston College   | 1/22/22  | *  | 32  | 7-14   | .500 | 1-2     | .500 | 6-6    | 1.000 | 3   | 5   | 8   | 3  | 3 | 1   | 0   | 1   | 21  |
| at North Carolina   | 1/24/22  | *  | 37  | 7-15   | .467 | 1-2     | .500 | 4-4    | 1.000 | 1   | 5   | 6   | 4  | 3 | 2   | 1   | 0   | 19  |
| Miami               | 1/26/22  | *  | 33  | 5-8    | .625 | 1-2     | .500 | 3-3    | 1.000 | 1   | 2   | 3   | 1  | 3 | 1   | 3   | 1   | 14  |
| at Florida State    | 1/29/22  | *  | 24  | 2-4    | .500 | 0-0     | .000 | 0-2    | .000  | 0   | 1   | 1   | 4  | 0 | 1   | 0   | 1   | 4   |
| Georgia Tech        | 2/2/22   | *  | 27  | 8-11   | .727 | 0-0     | .000 | 8-9    | .889  | 3   | 4   | 7   | 1  | 1 | 3   | 0   | 0   | 24  |
| at Pittsburgh       | 2/5/22   | *  | 31  | 2-4    | .500 | 1-2     | .500 | 1-2    | .500  | 2   | 2   | 4   | 2  | 2 | 2   | 0   | 2   | 6   |
| Pittsburgh          | 2/7/22   | *  | 22  | 7-10   | .700 | 2-3     | .667 | 2-2    | 1.000 | 3   | 3   | 6   | 3  | 2 | 4   | 0   | 1   | 18  |
| Syracuse            | 2/12/22  | *  | 36  | 7-13   | .538 | 0-0     | .000 | 6-8    | .750  | 1   | 4   | 5   | 1  | 0 | 0   | 2   | 2   | 20  |
| Virginia            | 2/14/22  | *  | 35  | 10-14  | .714 | 0-2     | .000 | 4-5    | .800  | 1   | 7   | 8   | 1  | 1 | 2   | 4   | 1   | 24  |
| North Carolina      | 2/19/22  | *  | 31  | 6-13   | .462 | 2-3     | .667 | 2-2    | 1.000 | 3   | 6   | 9   | 2  | 1 | 3   | 0   | 2   | 16  |
| at Georgia Tech     | 2/23/22  | *  | 32  | 4-12   | .333 | 0-1     | .000 | 4-5    | .800  | 3   | 7   | 10  | 1  | 1 | 1   | 1   | 2   | 12  |
| at Miami            | 2/26/22  | *  | 36  | 8-9    | .889 | 0-0     | .000 | 2-2    | 1.000 | 2   | 8   | 10  | 2  | 1 | 4   | 0   | 0   | 18  |
| Louisville          | 3/1/22   | *  | 26  | 5-9    | .556 | 1-2     | .500 | 0-0    | .000  | 3   | 1   | 4   | 1  | 1 | 1   | 2   | 1   | 11  |
| at Clemson          | 3/5/22   | *  | 36  | 3-8    | .375 | 1-3     | .333 | 0-0    | .000  | 0   | 8   | 8   | 2  | 3 | 3   | 2   | 1   | 7   |
| vs. Clemson         | 3/9/22   |    |     |        |      |         |      |        |       |     |     |     |    |   |     |     |     |     |

## PRODUCTION TRACKER

|                              | This Season | Career |
|------------------------------|-------------|--------|
| Scored 10+ Points            | 26          | 51     |
| Scored 20+ Points            | 8           | 13     |
| Led Tech in Scoring          | 19          | 27     |
| Had 10+ Rebounds             | 6           | 21     |
| Led Tech in Rebounding       | 11          | 23     |
| Had a Double-Double          | 6           | 14     |
| Shot over 50% from the floor | 21          | 80     |
| Made 3+ 3FGs                 | 1           | 4      |
| Shot 5+ Free Throws          | 10          | 28     |



# 25 JUSTYN MUTTS

**GRADUATE STUDENT** Forward | 6-7 | 230 | Educational Psychology (2nd master's degree)  
Millville, New Jersey | Delaware



## SEASON/CAREER BESTS

### POINTS

Season 24 vs. Notre Dame (1/15/22)  
Career 30 at Hofstra (1/23/20)

### REBOUNDS

Season 14 vs. Syracuse (2/12/22)  
Career 16 vs. UMEs (11/29/19)

### ASSISTS

Season 11 vs. Syracuse (2/12/22)  
Career 11 vs. Syracuse (2/12/22)

### BLOCKS

Season 4 at Miami (2/26/22)  
Career 4 (4x), last at Miami (2/26/22)

### STEALS

Season 5 at Pitt (2/5/22)  
Career 5 (2x), last at Pitt (2/5/22)

### MINUTES

Season 38 (2x), last vs. Syracuse (2/12/22)  
Career 39 (2x), last at Miami (2/6/21)

### FIELD GOALS MADE

Season 9 vs. Notre Dame (1/15/22)  
Career 14 at Hofstra (1/23/20)

### FIELD GOALS ATTEMPTED

Season 15 at UNC (1/24/22)  
Career 17 at Hofstra (1/23/20)

### 3-PT. FIELD GOALS MADE

Season 2 (2x), last at Pitt (2/5/22)  
Career 3 (2x), last vs. North Carolina (3/11/21)

### 3-PT. FIELD GOALS ATTEMPTED

Season 4 at Dayton (12/12/21)  
Career 5 (3x), last vs. North Carolina (3/11/21)

### FREE THROWS MADE

Season 6 (3x), last at Clemson (3/5/22)  
Career 8 vs. UMEs (11/29/19)

### FREE THROWS ATTEMPTED

Season 7 (2x), last at Clemson (3/5/22)  
Career 8 (3x), last vs. Columbia (12/2/19)

## CAREER STATS

|              | GP-GS          | MIN         | AVG         | FG-FGA         | FG%         | 3FG-FGA       | 3FG%        | FT-FTA         | FT%         | OFF-DEF-TOT        | AVG        | PF-FO         | AST        | TO         | BLK        | STL        | PTS         | AVG        |
|--------------|----------------|-------------|-------------|----------------|-------------|---------------|-------------|----------------|-------------|--------------------|------------|---------------|------------|------------|------------|------------|-------------|------------|
| 2017-18      | 28-18          | 568         | 20.3        | 71-132         | .538        | 0-1           | .000        | 26-47          | .553        | 38-74-112          | 4.0        | 86-2          | 39         | 42         | 32         | 30         | 168         | 6.0        |
| 2018-19      |                |             |             |                |             |               |             |                |             |                    | DNP        |               |            |            |            |            |             |            |
| 2019-20      | 33-32          | 1046        | 31.7        | 162-301        | .538        | 2-18          | .111        | 75-102         | .735        | 66-210-276         | 8.4        | 110-7         | 72         | 82         | 34         | 44         | 401         | 12.2       |
| 2020-21      | 22-21          | 651         | 29.6        | 83-162         | .512        | 15-45         | .333        | 27-53          | .509        | 37-104-141         | 6.4        | 62-2          | 49         | 51         | 17         | 13         | 208         | 9.5        |
| 2021-22      | 31-31          | 918         | 29.6        | 128-238        | .538        | 15-43         | .349        | 49-69          | .710        | 73-158-231         | 7.5        | 80-0          | 105        | 84         | 27         | 35         | 320         | 10.3       |
| <b>TOTAL</b> | <b>114-102</b> | <b>3183</b> | <b>27.9</b> | <b>444-833</b> | <b>.533</b> | <b>32-107</b> | <b>.299</b> | <b>177-271</b> | <b>.653</b> | <b>214-546-760</b> | <b>6.7</b> | <b>338-11</b> | <b>265</b> | <b>259</b> | <b>110</b> | <b>122</b> | <b>1097</b> | <b>9.6</b> |

- 2021-22 Skip Prosser Award winner.
- Focused on improving his shooting form in the offseason.
- Started 21 of 22 games he played in last season.
- Reached double-figure scoring nine times in his first season as a Hokie.
- ACC All-Academic Team member in 2020-21.
- At Delaware, led the Blue Hens in rebounding and was fifth in the CAA in rebounds per game with 8.4 in 2019-20.
- Second on the team in points per game (12.2) and turned in 11 double-doubles - the third most in the CAA.
- Had 19 double-digit scoring outings and 13 double-figure rebounding efforts in 2019-20.
- Sat out the 2018-19 season due to NCAA transfer policy.
- As a freshman at High Point, Big South All-Freshman Team honoree.
- Chose the Hokies over Mississippi State and Houston.
- Earned his master's degree from Virginia Tech's OMALS program in May 2021.
- Currently working on his second graduate degree in educational psychology.

*First name pronounced: JUST-in*

## 2021-22 GAME-BY-GAME STATS

| OPPONENT            | DATE     | ST | MIN | FG-FGA | PCT   | 3FG-FGA | PCT   | FT-FTA | PCT   | OFF | DEF | TOT | PF | A  | T/O | BLK | STL | PTS |
|---------------------|----------|----|-----|--------|-------|---------|-------|--------|-------|-----|-----|-----|----|----|-----|-----|-----|-----|
| Maine               | 11/9/21  | *  | 23  | 7-13   | .538  | 1-3     | .333  | 0-0    | .000  | 2   | 5   | 7   | 1  | 6  | 1   | 1   | 2   | 15  |
| at Navy             | 11/12/21 | *  | 34  | 4-5    | .800  | 1-1     | 1.000 | 0-0    | .000  | 1   | 6   | 7   | 2  | 2  | 2   | 0   | 1   | 9   |
| Radford             | 11/15/21 | *  | 25  | 5-13   | .385  | 1-3     | .333  | 0-0    | .000  | 2   | 6   | 8   | 3  | 1  | 1   | 1   | 0   | 11  |
| St. Francis (Pa.)   | 11/18/21 | *  | 21  | 3-8    | .375  | 0-2     | .000  | 0-0    | .000  | 0   | 5   | 5   | 3  | 2  | 1   | 0   | 3   | 6   |
| Merrimack           | 11/21/21 | *  | 22  | 4-5    | .800  | 1-1     | 1.000 | 0-0    | .000  | 2   | 5   | 7   | 3  | 5  | 2   | 0   | 1   | 9   |
| vs. Memphis         | 11/24/21 | *  | 38  | 3-6    | .500  | 0-2     | .000  | 1-2    | .500  | 4   | 8   | 12  | 2  | 3  | 3   | 0   | 4   | 7   |
| vs. Xavier          | 11/26/21 | *  | 32  | 2-6    | .333  | 1-2     | .500  | 0-2    | .000  | 3   | 8   | 11  | 2  | 3  | 3   | 1   | 1   | 5   |
| at Maryland         | 12/1/21  | *  | 31  | 6-12   | .500  | 2-3     | .667  | 2-4    | .500  | 2   | 2   | 4   | 4  | 2  | 2   | 0   | 2   | 16  |
| Wake Forest         | 12/4/21  | *  | 28  | 7-10   | .700  | 1-3     | .333  | 0-0    | .000  | 1   | 2   | 3   | 3  | 3  | 3   | 0   | 0   | 15  |
| Cornell             | 12/8/21  | *  | 20  | 3-4    | .750  | 0-0     | .000  | 4-4    | 1.000 | 3   | 5   | 8   | 2  | 4  | 3   | 1   | 0   | 10  |
| at Dayton           | 12/12/21 | *  | 27  | 3-9    | .333  | 0-4     | .000  | 2-5    | .400  | 3   | 7   | 10  | 4  | 1  | 2   | 1   | 0   | 8   |
| vs. St. Bonaventure | 12/17/21 | *  | 23  | 1-1    | 1.000 | 0-0     | .000  | 0-0    | .000  | 1   | 6   | 7   | 1  | 2  | 3   | 0   | 2   | 2   |
| at Duke             | 12/22/21 | *  | 34  | 7-14   | .500  | 0-1     | .000  | 6-7    | .857  | 4   | 5   | 9   | 4  | 3  | 1   | 1   | 1   | 20  |
| NC State            | 1/4/22   | *  | 35  | 3-7    | .429  | 0-0     | .000  | 0-0    | .000  | 1   | 6   | 7   | 4  | 2  | 6   | 2   | 2   | 6   |
| at Virginia         | 1/12/22  | *  | 28  | 1-2    | .500  | 0-1     | .000  | 0-0    | .000  | 0   | 4   | 4   | 4  | 2  | 1   | 2   | 1   | 2   |
| Notre Dame          | 1/15/22  | *  | 33  | 9-11   | .818  | 1-1     | 1.000 | 5-6    | .833  | 2   | 5   | 7   | 2  | 3  | 2   | 1   | 1   | 24  |
| at NC State         | 1/19/22  | *  | 33  | 6-8    | .750  | 1-1     | 1.000 | 0-0    | .000  | 4   | 5   | 9   | 2  | 4  | 4   | 2   | 0   | 13  |
| at Boston College   | 1/22/22  | *  | 26  | 2-5    | .400  | 0-0     | .000  | 0-0    | .000  | 1   | 2   | 3   | 4  | 3  | 1   | 2   | 1   | 4   |
| at North Carolina   | 1/24/22  | *  | 32  | 8-15   | .533  | 1-3     | .333  | 1-4    | .250  | 1   | 9   | 10  | 4  | 2  | 2   | 1   | 1   | 18  |
| Miami               | 1/26/22  | *  | 29  | 4-7    | .571  | 1-1     | 1.000 | 0-0    | .000  | 5   | 5   | 10  | 4  | 8  | 4   | 1   | 0   | 9   |
| at Florida State    | 1/29/22  | *  | 24  | 4-5    | .800  | 0-0     | .000  | 2-2    | 1.000 | 3   | 2   | 5   | 3  | 4  | 2   | 0   | 1   | 10  |
| Georgia Tech        | 2/2/22   | *  | 33  | 4-4    | 1.000 | 0-0     | .000  | 2-2    | 1.000 | 5   | 3   | 8   | 2  | 4  | 2   | 1   | 0   | 10  |
| at Pittsburgh       | 2/5/22   | *  | 33  | 5-10   | .500  | 2-3     | .667  | 4-6    | .667  | 2   | 3   | 5   | 2  | 2  | 8   | 0   | 5   | 16  |
| Pittsburgh          | 2/7/22   | *  | 22  | 1-4    | .250  | 0-0     | .000  | 1-2    | .500  | 3   | 6   | 9   | 1  | 0  | 2   | 0   | 1   | 3   |
| Syracuse            | 2/12/22  | *  | 38  | 5-10   | .500  | 0-0     | .000  | 2-2    | 1.000 | 4   | 10  | 14  | 1  | 11 | 1   | 1   | 0   | 12  |
| Virginia            | 2/14/22  | *  | 37  | 1-6    | .167  | 0-1     | .000  | 6-6    | 1.000 | 2   | 4   | 6   | 0  | 5  | 0   | 1   | 2   | 8   |
| North Carolina      | 2/19/22  | *  | 37  | 5-12   | .417  | 0-3     | .000  | 0-1    | .000  | 2   | 3   | 5   | 2  | 3  | 4   | 1   | 1   | 10  |
| at Georgia Tech     | 2/23/22  | *  | 26  | 2-4    | .500  | 0-0     | .000  | 0-0    | .000  | 3   | 2   | 5   | 4  | 2  | 4   | 0   | 2   | 4   |
| at Miami            | 2/26/22  | *  | 35  | 4-7    | .571  | 0-0     | .000  | 1-1    | 1.000 | 2   | 6   | 8   | 3  | 6  | 6   | 4   | 0   | 9   |
| Louisville          | 3/1/22   | *  | 33  | 5-7    | .714  | 0-1     | .000  | 4-6    | .667  | 2   | 8   | 10  | 1  | 6  | 3   | 2   | 0   | 14  |
| at Clemson          | 3/5/22   | *  | 26  | 4-8    | .500  | 1-3     | .333  | 6-7    | .857  | 4   | 5   | 9   | 3  | 1  | 5   | 0   | 0   | 15  |
| vs. Clemson         | 3/9/22   |    |     |        |       |         |       |        |       |     |     |     |    |    |     |     |     |     |

## PRODUCTION TRACKER

|                              | This Season | Career |
|------------------------------|-------------|--------|
| Scored 10+ Points            | 16          | 49     |
| Scored 20+ Points            | 2           | 9      |
| Led Tech in Scoring          | 4           | 6      |
| Had 10+ Rebounds             | 7           | 22     |
| Led Tech in Rebounding       | 17          | 23     |
| Had a Double-Double          | 3           | 15     |
| Shot over 50% from the floor | 22          | 69     |
| Made 3+ 3FGs                 | -           | 2      |
| Shot 5+ Free Throws          | 6           | 20     |



# VIRGINIA TECH MEN'S BASKETBALL

## COMBINED TEAM STATS

### Game Records

| Record         | Overall | Home | Away | Neutral |
|----------------|---------|------|------|---------|
| ALL GAMES      | 19-12   | 11-4 | 7-6  | 1-2     |
| CONFERENCE     | 11-9    | 6-4  | 5-5  | 0-0     |
| NON-CONFERENCE | 8-3     | 5-0  | 2-1  | 1-2     |

### Score by Periods

| Team          | 1st  | 2nd  | OT | TOT  |
|---------------|------|------|----|------|
| Virginia Tech | 1065 | 1094 | 0  | 2159 |
| Opponents     | 894  | 1005 | 0  | 1899 |

### Team Box Score

| No.              | Player           |           |             |      | Total           |             | 3-Point        |             | F-Throw        |             | Rebounds   |            |            |             |            |          |            |            |            |            |             |             |
|------------------|------------------|-----------|-------------|------|-----------------|-------------|----------------|-------------|----------------|-------------|------------|------------|------------|-------------|------------|----------|------------|------------|------------|------------|-------------|-------------|
|                  |                  | GP-GS     | MIN         | AVG  | FG-FGA          | FG%         | 3FG-3FGA       | 3FG%        | FT-FTA         | FT%         | OFF        | DEF        | TOT        | AVG         | PF         | DQ       | A          | TO         | BLK        | STL        | PTS         | AVG         |
| 22               | ALUMA, Keve      | 31-31     | 952:36      | 30.7 | 186-350         | .531        | 19-63          | .302        | 85-108         | .787        | 67         | 136        | 203        | 6.5         | 71         | 1        | 55         | 56         | 29         | 24         | 476         | 15.4        |
| 25               | MUTTS, Justyn    | 31-31     | 915:28      | 29.5 | 128-238         | .538        | 15-43          | .349        | 49-69          | .710        | 74         | 158        | 232        | 7.5         | 80         | 0        | 105        | 84         | 27         | 35         | 320         | 10.3        |
| 4                | ALLEYNE, Nahiem  | 31-31     | 966:17      | 31.2 | 105-282         | .372        | 59-156         | .378        | 47-56          | .839        | 4          | 86         | 90         | 2.9         | 45         | 0        | 50         | 39         | 1          | 22         | 316         | 10.2        |
| 0                | CATTOOR, Hunter  | 31-31     | 1025:26     | 33.1 | 100-238         | .420        | 71-175         | .406        | 29-39          | .744        | 11         | 117        | 128        | 4.1         | 65         | 0        | 66         | 32         | 5          | 32         | 300         | 9.7         |
| 5                | MURPHY, Storm    | 31-31     | 828:12      | 26.7 | 88-207          | .425        | 44-129         | .341        | 15-21          | .714        | 9          | 49         | 58         | 1.9         | 47         | 0        | 81         | 49         | 0          | 12         | 235         | 7.6         |
| 13               | MADDOX, Darius   | 31-0      | 491:10      | 15.8 | 65-121          | .537        | 34-64          | .531        | 23-28          | .821        | 12         | 40         | 52         | 1.7         | 31         | 0        | 18         | 15         | 8          | 11         | 187         | 6.0         |
| 3                | PEDULLA, Sean    | 31-0      | 393:37      | 12.7 | 53-118          | .449        | 29-61          | .475        | 13-16          | .813        | 6          | 28         | 34         | 1.1         | 46         | 2        | 44         | 28         | 1          | 18         | 148         | 4.8         |
| 1                | N'GUESSAN, David | 31-0      | 427:38      | 13.8 | 46-97           | .474        | 4-15           | .267        | 18-37          | .486        | 27         | 58         | 85         | 2.7         | 44         | 0        | 24         | 16         | 21         | 9          | 114         | 3.7         |
| 21               | OJIAKO, John     | 18-0      | 120:45      | 6.7  | 18-30           | .600        | 0-0            | .000        | 9-11           | .818        | 17         | 18         | 35         | 1.9         | 13         | 0        | 2          | 7          | 7          | 0          | 45          | 2.5         |
| 11               | HAYNES, Jalen    | 9-0       | 24:32       | 2.7  | 3-7             | .429        | 0-0            | .000        | 1-3            | .333        | 3          | 2          | 5          | 0.6         | 2          | 0        | 0          | 2          | 0          | 0          | 7           | 0.8         |
| 15               | KIDD, Lynn       | 8-0       | 22:40       | 2.8  | 2-7             | .286        | 0-0            | .000        | 1-1            | 1.000       | 5          | 4          | 9          | 1.1         | 0          | 0        | 0          | 3          | 2          | 0          | 5           | 0.6         |
| 14               | VARGA, Ben       | 7-0       | 15:12       | 2.2  | 1-6             | .167        | 1-5            | .200        | 0-0            | .000        | 0          | 0          | 0          | 0.0         | 1          | 0        | 1          | 0          | 0          | 0          | 3           | 0.4         |
| 10               | JOHNSON, Camden  | 8-0       | 16:28       | 2.1  | 1-3             | .333        | 1-2            | .500        | 0-0            | .000        | 0          | 2          | 2          | 0.3         | 1          | 0        | 1          | 0          | 0          | 2          | 3           | 0.4         |
| Team             |                  |           |             |      |                 |             |                |             |                |             | 33         | 29         | 62         |             |            |          |            | 11         |            |            |             |             |
| <b>Total</b>     |                  | <b>31</b> | <b>6200</b> |      | <b>796-1704</b> | <b>.467</b> | <b>277-713</b> | <b>.388</b> | <b>290-389</b> | <b>.746</b> | <b>268</b> | <b>727</b> | <b>995</b> | <b>32.1</b> | <b>446</b> | <b>3</b> | <b>447</b> | <b>342</b> | <b>101</b> | <b>165</b> | <b>2159</b> | <b>69.6</b> |
| <b>Opponents</b> |                  | <b>31</b> | <b>6200</b> |      | <b>703-1656</b> | <b>.425</b> | <b>198-606</b> | <b>.327</b> | <b>295-398</b> | <b>.741</b> | <b>264</b> | <b>678</b> | <b>942</b> | <b>30.4</b> | <b>450</b> | <b>5</b> | <b>353</b> | <b>380</b> | <b>95</b>  | <b>200</b> | <b>1899</b> | <b>61.3</b> |

### Team Statistics

|                        | HOKIES          | OPP             |
|------------------------|-----------------|-----------------|
| <b>Scoring</b>         | <b>2159</b>     | <b>1899</b>     |
| Points per game        | 69.6            | 61.3            |
| Scoring margin         | +8.4            | -               |
| <b>Field goals-att</b> | <b>796-1704</b> | <b>703-1656</b> |
| Field goal pct         | .467            | .425            |
| <b>3 point fg-att</b>  | <b>277-713</b>  | <b>198-606</b>  |
| 3-point FG pct         | .388            | .327            |
| 3-pt FG made per game  | 8.9             | 6.4             |
| <b>Free throws-att</b> | <b>290-389</b>  | <b>295-398</b>  |
| Free throw pct         | .746            | .741            |
| F-Throws made per game | 9.4             | 9.5             |
| <b>Rebounds</b>        | <b>995</b>      | <b>942</b>      |
| Rebounds per game      | 32.1            | 30.4            |
| Rebounding margin      | +1.7            | -               |
| <b>Assists</b>         | <b>447</b>      | <b>353</b>      |
| Assists per game       | 14.4            | 11.4            |
| <b>Turnovers</b>       | <b>342</b>      | <b>380</b>      |
| Turnovers per game     | 11.0            | 12.3            |
| Turnover margin        | +1.2            | -               |
| Assist/turnover ratio  | 1.3             | 0.9             |
| <b>Steals</b>          | <b>165</b>      | <b>200</b>      |
| Steals per game        | 5.3             | 6.5             |
| <b>Blocks</b>          | <b>101</b>      | <b>95</b>       |
| Blocks per game        | 3.3             | 3.1             |
| <b>Winning streak</b>  | <b>0</b>        | <b>-</b>        |
| Home win streak        | 1               | -               |
| <b>Attendance</b>      | <b>114274</b>   | <b>131880</b>   |
| Home games-Avg/Game    | 15-7618         | 13-10145        |
| Neutral site-Avg/Game  | -               | 3-935           |

### Team Results

| Date       | Opponent           |   | Score | Att.  |
|------------|--------------------|---|-------|-------|
| 11/09/2021 | Maine              | W | 82-47 | 6473  |
| 11/12/2021 | at Navy            | W | 77-57 | 4784  |
| 11/15/2021 | Radford            | W | 65-39 | 6835  |
| 11/18/2021 | Saint Francis (PA) | W | 85-55 | 6437  |
| 11/21/2021 | Merrimack          | W | 72-43 | 4730  |
| 11/24/2021 | vs Memphis         | L | 61-69 | 2804  |
| 11/26/2021 | vs Xavier          | L | 58-59 | 0     |
| 12/01/2021 | at Maryland        | W | 62-58 | 15988 |
| 12/04/2021 | Wake Forest        | L | 61-80 | 8925  |
| 12/08/2021 | Cornell            | W | 93-60 | 6403  |
| 12/12/2021 | at Dayton          | L | 57-62 | 13407 |
| 12/17/2021 | vs St. Bonaventure | W | 86-49 | 0     |
| 12/22/2021 | at Duke            | L | 65-76 | 9314  |
| 01/04/2022 | NC State           | L | 63-68 | 5148  |
| 01/12/2022 | at Virginia        | L | 52-54 | 13573 |
| 01/15/2022 | Notre Dame         | W | 79-73 | 8925  |
| 01/19/2022 | at NC State        | W | 62-59 | 13286 |
| 01/22/2022 | at Boston College  | L | 63-68 | 4714  |
| 01/24/2022 | at North Carolina  | L | 68-78 | 19357 |
| 01/26/2022 | Miami (FL)         | L | 75-78 | 7086  |
| 01/29/2022 | at Florida St.     | W | 85-72 | 11500 |
| 02/02/2022 | Georgia Tech       | W | 81-66 | 6887  |
| 02/05/2022 | at Pittsburgh      | W | 76-71 | 8533  |
| 02/07/2022 | Pittsburgh         | W | 74-47 | 8925  |
| 02/12/2022 | Syracuse           | W | 71-59 | 8925  |
| 02/14/2022 | Virginia           | W | 62-53 | 9825  |
| 02/19/2022 | North Carolina     | L | 57-65 | 9825  |
| 02/23/2022 | at Georgia Tech    | W | 62-58 | 4150  |
| 02/26/2022 | at Miami (FL)      | W | 71-70 | 5979  |
| 03/01/2022 | Louisville         | W | 75-43 | 8925  |
| 03/05/2022 | at Clemson         | L | 59-63 | 7295  |



# VIRGINIA TECH MEN'S BASKETBALL

## COMBINED TEAM STATS (ACC ONLY)

### Game Records

| Record         | Overall | Home | Away | Neutral |
|----------------|---------|------|------|---------|
| ALL GAMES      | 11-9    | 6-4  | 5-5  | 0-0     |
| CONFERENCE     | 11-9    | 6-4  | 5-5  | 0-0     |
| NON-CONFERENCE | 0-0     | 0-0  | 0-0  | 0-0     |

### Score by Periods

| Team          | 1st | 2nd | OT | TOT  |
|---------------|-----|-----|----|------|
| Virginia Tech | 682 | 679 | 0  | 1361 |
| Opponents     | 610 | 691 | 0  | 1301 |

### Team Box Score

| No.              | Player           |           |             |      | Total           |             | 3-Point        |             | F-Throw        |             | Rebounds   |            |            |             |            |          |            |            |           |            |             |             |
|------------------|------------------|-----------|-------------|------|-----------------|-------------|----------------|-------------|----------------|-------------|------------|------------|------------|-------------|------------|----------|------------|------------|-----------|------------|-------------|-------------|
|                  |                  | GP-GS     | MIN         | AVG  | FG-FGA          | FG%         | 3FG-3FGA       | 3FG%        | FT-FTA         | FT%         | OFF        | DEF        | TOT        | AVG         | PF         | DQ       | A          | TO         | BLK       | STL        | PTS         | AVG         |
| 22               | ALUMA, Keve      | 20-20     | 648:47      | 32.4 | 128-235         | .545        | 17-42          | .405        | 56-69          | .812        | 45         | 94         | 139        | 7.0         | 44         | 0        | 38         | 44         | 17        | 16         | 329         | 16.5        |
| 25               | MUTTS, Justyn    | 20-20     | 621:51      | 31.1 | 87-156          | .558        | 8-22           | .364        | 40-52          | .769        | 51         | 95         | 146        | 7.3         | 53         | 0        | 74         | 61         | 22        | 19         | 222         | 11.1        |
| 4                | ALLEYNE, Nahiem  | 20-20     | 602:57      | 30.1 | 64-166          | .386        | 39-103         | .379        | 25-32          | .781        | 4          | 49         | 53         | 2.7         | 33         | 0        | 21         | 21         | 1         | 16         | 192         | 9.6         |
| 0                | CATTOOR, Hunter  | 20-20     | 679:54      | 34.0 | 60-151          | .397        | 43-116         | .371        | 16-23          | .696        | 7          | 75         | 82         | 4.1         | 45         | 0        | 45         | 23         | 5         | 19         | 179         | 9.0         |
| 5                | MURPHY, Storm    | 20-20     | 530:05      | 26.5 | 53-132          | .402        | 27-85          | .318        | 10-12          | .833        | 8          | 30         | 38         | 1.9         | 28         | 0        | 53         | 27         | 0         | 7          | 143         | 7.2         |
| 13               | MADDOX, Darius   | 20-0      | 312:13      | 15.6 | 42-78           | .538        | 23-43          | .535        | 11-13          | .846        | 6          | 24         | 30         | 1.5         | 21         | 0        | 15         | 8          | 5         | 9          | 118         | 5.9         |
| 3                | PEDULLA, Sean    | 20-0      | 284:05      | 14.2 | 39-91           | .429        | 19-47          | .404        | 10-12          | .833        | 4          | 19         | 23         | 1.2         | 34         | 1        | 33         | 22         | 1         | 10         | 107         | 5.4         |
| 1                | N'GUESSAN, David | 20-0      | 266:15      | 13.3 | 24-58           | .414        | 1-11           | .091        | 8-16           | .500        | 18         | 29         | 47         | 2.4         | 26         | 0        | 15         | 6          | 13        | 6          | 57          | 2.9         |
| 21               | OJIAKO, John     | 9-0       | 42:15       | 4.7  | 6-8             | .750        | 0-0            | .000        | 0-0            | .000        | 5          | 5          | 10         | 1.1         | 4          | 0        | 1          | 1          | 2         | 0          | 12          | 1.3         |
| 15               | KIDD, Lynn       | 2-0       | 02:11       | 1.1  | 1-1             | 1.000       | 0-0            | .000        | 0-0            | .000        | 1          | 0          | 1          | 0.5         | 0          | 0        | 0          | 0          | 0         | 0          | 2           | 1.0         |
| 14               | VARGA, Ben       | 2-0       | 03:53       | 1.9  | 0-1             | .000        | 0-1            | .000        | 0-0            | .000        | 0          | 0          | 0          | 0.0         | 1          | 0        | 1          | 0          | 0         | 0          | 0           | 0.0         |
| 11               | HAYNES, Jalen    | 2-0       | 03:24       | 1.7  | 0-0             | .000        | 0-0            | .000        | 0-0            | .000        | 0          | 1          | 1          | 0.5         | 1          | 0        | 0          | 0          | 0         | 0          | 0           | 0.0         |
| 10               | JOHNSON, Camden  | 2-0       | 02:11       | 1.1  | 0-1             | .000        | 0-0            | .000        | 0-0            | .000        | 0          | 1          | 1          | 0.5         | 0          | 0        | 0          | 0          | 0         | 1          | 0           | 0.0         |
| Team             |                  |           |             |      |                 |             |                |             |                |             | 23         | 16         | 39         |             |            |          |            | 9          |           |            |             |             |
| <b>Total</b>     |                  | <b>20</b> | <b>4000</b> |      | <b>504-1078</b> | <b>.468</b> | <b>177-470</b> | <b>.377</b> | <b>176-229</b> | <b>.769</b> | <b>172</b> | <b>438</b> | <b>610</b> | <b>30.5</b> | <b>290</b> | <b>1</b> | <b>296</b> | <b>222</b> | <b>66</b> | <b>103</b> | <b>1361</b> | <b>68.1</b> |
| <b>Opponents</b> |                  | <b>20</b> | <b>4000</b> |      | <b>481-1064</b> | <b>.452</b> | <b>141-371</b> | <b>.380</b> | <b>198-261</b> | <b>.759</b> | <b>168</b> | <b>422</b> | <b>590</b> | <b>29.5</b> | <b>280</b> | <b>5</b> | <b>241</b> | <b>215</b> | <b>61</b> | <b>133</b> | <b>1301</b> | <b>65.1</b> |

### Team Statistics

|                        | HOKIES          | OPP             |
|------------------------|-----------------|-----------------|
| <b>Scoring</b>         | <b>1361</b>     | <b>1301</b>     |
| Points per game        | 68.1            | 65.1            |
| Scoring margin         | +3.0            | -               |
| <b>Field goals-att</b> | <b>504-1078</b> | <b>481-1064</b> |
| Field goal pct         | .468            | .452            |
| <b>3 point fg-att</b>  | <b>177-470</b>  | <b>141-371</b>  |
| 3-point FG pct         | .377            | .380            |
| 3-pt FG made per game  | 8.9             | 7.1             |
| <b>Free throws-att</b> | <b>176-229</b>  | <b>198-261</b>  |
| Free throw pct         | .769            | .759            |
| F-Throws made per game | 8.8             | 9.9             |
| <b>Rebounds</b>        | <b>610</b>      | <b>590</b>      |
| Rebounds per game      | 30.5            | 29.5            |
| Rebounding margin      | +1.0            | -               |
| <b>Assists</b>         | <b>296</b>      | <b>241</b>      |
| Assists per game       | 14.8            | 12.1            |
| <b>Turnovers</b>       | <b>222</b>      | <b>215</b>      |
| Turnovers per game     | 11.1            | 10.8            |
| Turnover margin        | -0.4            | -               |
| Assist/turnover ratio  | 1.3             | 1.1             |
| <b>Steals</b>          | <b>103</b>      | <b>133</b>      |
| Steals per game        | 5.2             | 6.7             |
| <b>Blocks</b>          | <b>66</b>       | <b>61</b>       |
| Blocks per game        | 3.3             | 3.1             |
| <b>Winning streak</b>  | <b>0</b>        | <b>-</b>        |
| Home win streak        | 1               | -               |
| <b>Attendance</b>      | <b>83396</b>    | <b>97701</b>    |
| Home games-Avg/Game    | 10-8340         | 10-9770         |
| Neutral site-Avg/Game  | -               | 0-0             |

### Team Results

| Date       | Opponent          |   | Score | Att.  |
|------------|-------------------|---|-------|-------|
| 12/04/2021 | Wake Forest       | L | 61-80 | 8925  |
| 12/22/2021 | at Duke           | L | 65-76 | 9314  |
| 01/04/2022 | NC State          | L | 63-68 | 5148  |
| 01/12/2022 | at Virginia       | L | 52-54 | 13573 |
| 01/15/2022 | Notre Dame        | W | 79-73 | 8925  |
| 01/19/2022 | at NC State       | W | 62-59 | 13286 |
| 01/22/2022 | at Boston College | L | 63-68 | 4714  |
| 01/24/2022 | at North Carolina | L | 68-78 | 19357 |
| 01/26/2022 | Miami (FL)        | L | 75-78 | 7086  |
| 01/29/2022 | at Florida St.    | W | 85-72 | 11500 |
| 02/02/2022 | Georgia Tech      | W | 81-66 | 6887  |
| 02/05/2022 | at Pittsburgh     | W | 76-71 | 8533  |
| 02/07/2022 | Pittsburgh        | W | 74-47 | 8925  |
| 02/12/2022 | Syracuse          | W | 71-59 | 8925  |
| 02/14/2022 | Virginia          | W | 62-53 | 9825  |
| 02/19/2022 | North Carolina    | L | 57-65 | 9825  |
| 02/23/2022 | at Georgia Tech   | W | 62-58 | 4150  |
| 02/26/2022 | at Miami (FL)     | W | 71-70 | 5979  |
| 03/01/2022 | Louisville        | W | 75-43 | 8925  |
| 03/05/2022 | at Clemson        | L | 59-63 | 7295  |

## TEAM GAME-BY-GAME

| Opponent           | Date       | Score       | Total           |             | 3-Pointers     |             | Free throws    |             | Rebounds   |            |            |             |            |            |            |            |            |             |             |
|--------------------|------------|-------------|-----------------|-------------|----------------|-------------|----------------|-------------|------------|------------|------------|-------------|------------|------------|------------|------------|------------|-------------|-------------|
|                    |            |             | FG-FGA          | PCT         | 3FG-3FGA       | PCT         | FT-FTA         | PCT         | OFF        | DEF        | TOT        | AVG         | PF         | A          | TO         | BLK        | STL        | PTS         | AVG         |
| Maine              | 11/09/2021 | 82-47 W     | 35-66           | .530        | 9-21           | .429        | 3-5            | .600        | 9          | 26         | 35         | 35.0        | 11         | 18         | 8          | 3          | 4          | 82          | 82.0        |
| at Navy            | 11/12/2021 | 77-57 W     | 27-54           | .500        | 8-19           | .421        | 15-19          | .789        | 8          | 27         | 35         | 35.0        | 17         | 14         | 9          | 2          | 5          | 77          | 79.5        |
| Radford            | 11/15/2021 | 65-39 W     | 25-58           | .431        | 10-23          | .435        | 5-6            | .833        | 7          | 34         | 41         | 37.0        | 14         | 10         | 15         | 3          | 7          | 65          | 74.7        |
| Saint Francis (PA) | 11/18/2021 | 85-55 W     | 31-60           | .517        | 7-20           | .350        | 16-20          | .800        | 10         | 32         | 42         | 38.3        | 14         | 14         | 8          | 4          | 6          | 85          | 77.3        |
| Merrimack          | 11/21/2021 | 72-43 W     | 27-49           | .551        | 11-23          | .478        | 7-12           | .583        | 7          | 25         | 32         | 37.0        | 9          | 15         | 12         | 5          | 5          | 72          | 76.2        |
| vs Memphis         | 11/24/2021 | 61-69 L     | 19-56           | .339        | 7-21           | .333        | 16-22          | .727        | 9          | 24         | 33         | 36.3        | 20         | 10         | 13         | 0          | 8          | 61          | 73.7        |
| vs Xavier          | 11/26/2021 | 58-59 L     | 22-54           | .407        | 8-23           | .348        | 6-10           | .600        | 5          | 23         | 28         | 35.1        | 12         | 14         | 8          | 1          | 4          | 58          | 71.4        |
| at Maryland        | 12/01/2021 | 62-58 W     | 23-60           | .383        | 9-20           | .450        | 7-12           | .583        | 11         | 22         | 33         | 34.9        | 15         | 15         | 8          | 4          | 6          | 62          | 70.3        |
| Wake Forest        | 12/04/2021 | 61-80 L     | 23-56           | .411        | 8-27           | .296        | 7-8            | .875        | 11         | 14         | 25         | 33.8        | 13         | 14         | 12         | 2          | 3          | 61          | 69.2        |
| Cornell            | 12/08/2021 | 93-60 W     | 34-63           | .540        | 12-23          | .522        | 13-17          | .765        | 12         | 28         | 40         | 34.4        | 14         | 16         | 12         | 6          | 4          | 93          | 71.6        |
| at Dayton          | 12/12/2021 | 57-62 L     | 21-55           | .382        | 6-22           | .273        | 9-14           | .643        | 9          | 23         | 32         | 34.2        | 17         | 11         | 13         | 2          | 5          | 57          | 70.3        |
| vs St. Bonaventure | 12/17/2021 | 86-49 W     | 28-51           | .549        | 13-28          | .464        | 17-23          | .739        | 9          | 25         | 34         | 34.2        | 13         | 14         | 14         | 5          | 8          | 86          | 71.6        |
| at Duke            | 12/22/2021 | 65-76 L     | 26-61           | .426        | 5-19           | .263        | 8-9            | .889        | 12         | 19         | 31         | 33.9        | 18         | 16         | 10         | 1          | 4          | 65          | 71.1        |
| NC State           | 01/04/2022 | 63-68 L     | 23-53           | .434        | 8-23           | .348        | 9-11           | .818        | 8          | 18         | 26         | 33.4        | 13         | 14         | 10         | 3          | 3          | 63          | 70.5        |
| at Virginia        | 01/12/2022 | 52-54 L     | 21-50           | .420        | 7-20           | .350        | 3-3            | 1.000       | 6          | 23         | 29         | 33.1        | 16         | 13         | 12         | 6          | 5          | 52          | 69.3        |
| Notre Dame         | 01/15/2022 | 79-73 W     | 29-49           | .592        | 10-20          | .500        | 11-15          | .733        | 5          | 23         | 28         | 32.8        | 18         | 13         | 10         | 4          | 1          | 79          | 69.9        |
| at NC State        | 01/19/2022 | 62-59 W     | 26-53           | .491        | 7-24           | .292        | 3-4            | .750        | 12         | 25         | 37         | 33.0        | 17         | 13         | 17         | 5          | 5          | 62          | 69.4        |
| at Boston College  | 01/22/2022 | 63-68 L     | 23-53           | .434        | 7-17           | .412        | 10-11          | .909        | 8          | 15         | 23         | 32.4        | 18         | 13         | 7          | 3          | 7          | 63          | 69.1        |
| at North Carolina  | 01/24/2022 | 68-78 L     | 27-58           | .466        | 7-18           | .389        | 7-11           | .636        | 5          | 27         | 32         | 32.4        | 21         | 13         | 9          | 2          | 2          | 68          | 69.0        |
| Miami (FL)         | 01/26/2022 | 75-78 L     | 25-50           | .500        | 13-26          | .500        | 12-15          | .800        | 9          | 19         | 28         | 32.2        | 9          | 20         | 14         | 6          | 2          | 75          | 69.3        |
| at Florida St.     | 01/29/2022 | 85-72 W     | 32-52           | .615        | 18-25          | .720        | 3-5            | .600        | 4          | 14         | 18         | 31.5        | 16         | 16         | 10         | 2          | 6          | 85          | 70.0        |
| Georgia Tech       | 02/02/2022 | 81-66 W     | 28-53           | .528        | 8-20           | .400        | 17-22          | .773        | 9          | 27         | 36         | 31.7        | 11         | 16         | 14         | 3          | 4          | 81          | 70.5        |
| at Pittsburgh      | 02/05/2022 | 76-71 W     | 26-45           | .578        | 14-26          | .538        | 10-16          | .625        | 7          | 19         | 26         | 31.5        | 13         | 15         | 16         | 1          | 12         | 76          | 70.8        |
| Pittsburgh         | 02/07/2022 | 74-47 W     | 29-55           | .527        | 13-27          | .481        | 3-6            | .500        | 10         | 26         | 36         | 31.7        | 12         | 20         | 9          | 1          | 6          | 74          | 70.9        |
| Syracuse           | 02/12/2022 | 71-59 W     | 23-60           | .383        | 8-27           | .296        | 17-21          | .810        | 9          | 32         | 41         | 32.0        | 9          | 20         | 4          | 5          | 6          | 71          | 70.9        |
| Virginia           | 02/14/2022 | 62-53 W     | 20-46           | .435        | 5-20           | .250        | 17-21          | .810        | 4          | 22         | 26         | 31.8        | 14         | 12         | 6          | 6          | 4          | 62          | 70.6        |
| North Carolina     | 02/19/2022 | 57-65 L     | 24-64           | .375        | 5-26           | .192        | 4-6            | .667        | 9          | 22         | 31         | 31.8        | 16         | 11         | 9          | 1          | 6          | 57          | 70.1        |
| at Georgia Tech    | 02/23/2022 | 62-58 W     | 23-59           | .390        | 6-24           | .250        | 10-14          | .714        | 15         | 24         | 39         | 32.0        | 13         | 13         | 13         | 2          | 8          | 62          | 69.8        |
| at Miami (FL)      | 02/26/2022 | 71-70 W     | 29-50           | .580        | 7-23           | .304        | 6-6            | 1.000       | 8          | 23         | 31         | 32.0        | 15         | 21         | 19         | 4          | 4          | 71          | 69.8        |
| Louisville         | 03/01/2022 | 75-43 W     | 28-60           | .467        | 12-28          | .429        | 7-12           | .583        | 12         | 24         | 36         | 32.1        | 12         | 14         | 8          | 5          | 10         | 75          | 70.0        |
| at Clemson         | 03/05/2022 | 59-63 L     | 19-51           | .373        | 9-30           | .300        | 12-13          | .923        | 9          | 22         | 31         | 32.1        | 16         | 9          | 13         | 4          | 5          | 59          | 69.6        |
| <b>Total</b>       |            | <b>2159</b> | <b>796-1704</b> | <b>.467</b> | <b>277-713</b> | <b>.388</b> | <b>290-389</b> | <b>.746</b> | <b>268</b> | <b>727</b> | <b>995</b> | <b>32.1</b> | <b>446</b> | <b>447</b> | <b>342</b> | <b>101</b> | <b>165</b> | <b>2159</b> | <b>69.6</b> |
| Opponents          |            | 1899        | 703-1656        | .425        | 198-606        | .327        | 295-398        | .741        | 264        | 678        | 942        | 30.4        | 450        | 353        | 380        | 95         | 200        | 1899        | 61.3        |

### Virginia Tech Averages

| Games Played | Points/game | FG Pct | 3FG Pct | FT Pct | Rebounds/game | Assists/game | Turnovers/game | Assist/Turnover ratio | Steals/game | Blocks/game |
|--------------|-------------|--------|---------|--------|---------------|--------------|----------------|-----------------------|-------------|-------------|
| 31           | 69.6        | 46.7   | 38.8    | 74.6   | 32.1          | 14.4         | 11.0           | 1.3                   | 5.3         | 3.3         |

# VIRGINIA TECH MEN'S BASKETBALL

## OPPONENTS GAME-BY-GAME

| Opponent           | Date       | Score       | Total           |             | 3-Pointers     |             | Free throws    |             | Rebounds   |            |            |             | PF         | A          | TO         | BLK       | STL        | PTS         | AVG         |
|--------------------|------------|-------------|-----------------|-------------|----------------|-------------|----------------|-------------|------------|------------|------------|-------------|------------|------------|------------|-----------|------------|-------------|-------------|
|                    |            |             | FG-FGA          | PCT         | 3FG-3FGA       | PCT         | FT-FTA         | PCT         | OFF        | DEF        | TOT        | AVG         |            |            |            |           |            |             |             |
| Maine              | 11/09/2021 | 82-47 W     | 20-61           | .328        | 4-22           | .182        | 3-3            | 1.000       | 13         | 24         | 37         | 37.0        | 11         | 9          | 19         | 3         | 3          | 47          | 47.0        |
| at Navy            | 11/12/2021 | 77-57 W     | 20-51           | .392        | 3-25           | .120        | 14-19          | .737        | 7          | 22         | 29         | 33.0        | 18         | 9          | 10         | 3         | 6          | 57          | 52.0        |
| Radford            | 11/15/2021 | 65-39 W     | 14-50           | .280        | 2-24           | .083        | 9-15           | .600        | 7          | 25         | 32         | 32.7        | 13         | 8          | 18         | 2         | 11         | 39          | 47.7        |
| Saint Francis (PA) | 11/18/2021 | 85-55 W     | 21-63           | .333        | 6-23           | .261        | 7-11           | .636        | 10         | 20         | 30         | 32.0        | 20         | 10         | 9          | 3         | 3          | 55          | 49.5        |
| Merrimack          | 11/21/2021 | 72-43 W     | 19-49           | .388        | 5-20           | .250        | 0-0            | .000        | 5          | 17         | 22         | 30.0        | 11         | 8          | 15         | 3         | 4          | 43          | 48.2        |
| vs Memphis         | 11/24/2021 | 61-69 L     | 24-61           | .393        | 5-19           | .263        | 16-20          | .800        | 15         | 30         | 45         | 32.5        | 21         | 10         | 14         | 4         | 8          | 69          | 51.7        |
| vs Xavier          | 11/26/2021 | 58-59 L     | 22-46           | .478        | 10-22          | .455        | 5-8            | .625        | 2          | 28         | 30         | 32.1        | 15         | 13         | 14         | 2         | 5          | 59          | 52.7        |
| at Maryland        | 12/01/2021 | 62-58 W     | 23-55           | .418        | 1-13           | .077        | 11-11          | 1.000       | 9          | 30         | 39         | 33.0        | 12         | 6          | 15         | 7         | 4          | 58          | 53.4        |
| Wake Forest        | 12/04/2021 | 61-80 L     | 33-52           | .635        | 7-16           | .438        | 7-12           | .583        | 7          | 21         | 28         | 32.4        | 11         | 17         | 10         | 2         | 5          | 80          | 56.3        |
| Cornell            | 12/08/2021 | 93-60 W     | 20-52           | .385        | 8-26           | .308        | 12-16          | .750        | 6          | 17         | 23         | 31.5        | 14         | 16         | 16         | 2         | 7          | 60          | 56.7        |
| at Dayton          | 12/12/2021 | 57-62 L     | 21-50           | .420        | 7-18           | .389        | 13-21          | .619        | 10         | 28         | 38         | 32.1        | 18         | 15         | 15         | 0         | 9          | 62          | 57.2        |
| vs St. Bonaventure | 12/17/2021 | 86-49 W     | 18-54           | .333        | 6-23           | .261        | 7-13           | .538        | 12         | 15         | 27         | 31.7        | 17         | 8          | 20         | 5         | 7          | 49          | 56.5        |
| at Duke            | 12/22/2021 | 65-76 L     | 29-54           | .537        | 5-15           | .333        | 13-16          | .813        | 8          | 24         | 32         | 31.7        | 15         | 10         | 11         | 6         | 8          | 76          | 58.0        |
| NC State           | 01/04/2022 | 63-68 L     | 26-59           | .441        | 9-24           | .375        | 7-9            | .778        | 14         | 22         | 36         | 32.0        | 16         | 11         | 9          | 3         | 6          | 68          | 58.7        |
| at Virginia        | 01/12/2022 | 52-54 L     | 20-50           | .400        | 3-13           | .231        | 11-16          | .688        | 9          | 22         | 31         | 31.9        | 10         | 12         | 8          | 3         | 6          | 54          | 58.4        |
| Notre Dame         | 01/15/2022 | 79-73 W     | 26-57           | .456        | 8-20           | .400        | 13-18          | .722        | 7          | 18         | 25         | 31.5        | 13         | 12         | 3          | 0         | 4          | 73          | 59.3        |
| at NC State        | 01/19/2022 | 62-59 W     | 23-56           | .411        | 8-26           | .308        | 5-9            | .556        | 11         | 15         | 26         | 31.2        | 11         | 10         | 9          | 1         | 11         | 59          | 59.3        |
| at Boston College  | 01/22/2022 | 63-68 L     | 25-52           | .481        | 4-12           | .333        | 14-19          | .737        | 16         | 22         | 38         | 31.6        | 14         | 15         | 10         | 5         | 3          | 68          | 59.8        |
| at North Carolina  | 01/24/2022 | 68-78 L     | 23-63           | .365        | 10-25          | .400        | 22-26          | .846        | 16         | 27         | 43         | 32.2        | 15         | 13         | 7          | 4         | 6          | 78          | 60.7        |
| Miami (FL)         | 01/26/2022 | 75-78 L     | 29-53           | .547        | 11-18          | .611        | 9-10           | .900        | 5          | 17         | 22         | 31.7        | 13         | 14         | 10         | 4         | 10         | 78          | 61.6        |
| at Florida St.     | 01/29/2022 | 85-72 W     | 26-52           | .500        | 5-13           | .385        | 15-17          | .882        | 11         | 14         | 25         | 31.3        | 9          | 16         | 14         | 3         | 7          | 72          | 62.1        |
| Georgia Tech       | 02/02/2022 | 81-66 W     | 24-60           | .400        | 10-25          | .400        | 8-8            | 1.000       | 7          | 19         | 26         | 31.1        | 23         | 8          | 12         | 2         | 7          | 66          | 62.3        |
| at Pittsburgh      | 02/05/2022 | 76-71 W     | 25-44           | .568        | 9-18           | .500        | 12-14          | .857        | 2          | 16         | 18         | 30.5        | 14         | 11         | 15         | 1         | 11         | 71          | 62.7        |
| Pittsburgh         | 02/07/2022 | 74-47 W     | 15-40           | .375        | 10-20          | .500        | 7-9            | .778        | 1          | 18         | 19         | 30.0        | 14         | 11         | 11         | 6         | 3          | 47          | 62.0        |
| Syracuse           | 02/12/2022 | 71-59 W     | 24-64           | .375        | 10-27          | .370        | 1-4            | .250        | 10         | 31         | 41         | 30.5        | 18         | 9          | 11         | 3         | 2          | 59          | 61.9        |
| Virginia           | 02/14/2022 | 62-53 W     | 22-55           | .400        | 0-9            | .000        | 9-12           | .750        | 11         | 22         | 33         | 30.6        | 18         | 9          | 10         | 2         | 4          | 53          | 61.5        |
| North Carolina     | 02/19/2022 | 57-65 L     | 22-49           | .449        | 8-22           | .364        | 13-15          | .867        | 5          | 33         | 38         | 30.9        | 11         | 13         | 15         | 6         | 4          | 65          | 61.7        |
| at Georgia Tech    | 02/23/2022 | 62-58 W     | 23-53           | .434        | 4-13           | .308        | 8-11           | .727        | 7          | 24         | 31         | 30.9        | 14         | 10         | 11         | 4         | 7          | 58          | 61.5        |
| at Miami (FL)      | 02/26/2022 | 71-70 W     | 28-56           | .500        | 6-16           | .375        | 8-13           | .615        | 8          | 13         | 21         | 30.5        | 12         | 16         | 9          | 1         | 16         | 70          | 61.8        |
| Louisville         | 03/01/2022 | 75-43 W     | 17-47           | .362        | 6-19           | .316        | 3-7            | .429        | 7          | 21         | 28         | 30.4        | 13         | 11         | 18         | 4         | 5          | 43          | 61.2        |
| at Clemson         | 03/05/2022 | 59-63 L     | 21-48           | .438        | 8-20           | .400        | 13-16          | .813        | 6          | 23         | 29         | 30.4        | 16         | 13         | 12         | 1         | 8          | 63          | 61.3        |
| <b>Total</b>       |            | <b>1899</b> | <b>703-1656</b> | <b>.425</b> | <b>198-606</b> | <b>.327</b> | <b>295-398</b> | <b>.741</b> | <b>264</b> | <b>678</b> | <b>942</b> | <b>30.4</b> | <b>450</b> | <b>353</b> | <b>380</b> | <b>95</b> | <b>200</b> | <b>1899</b> | <b>61.3</b> |
| Virginia Tech      |            | 2159        | 796-1704        | .467        | 277-713        | .388        | 290-389        | .746        | 268        | 727        | 995        | 32.1        | 446        | 447        | 342        | 101       | 165        | 2159        | 69.6        |

### Opponents Averages

| Games Played | Points/game | FG Pct | 3FG Pct | FT Pct | Rebounds/game | Assists/game | Turnovers/game | Assist/Turnover ratio | Steals/game | Blocks/game |
|--------------|-------------|--------|---------|--------|---------------|--------------|----------------|-----------------------|-------------|-------------|
| 31           | 61.3        | 42.5   | 32.7    | 74.1   | 30.4          | 11.4         | 12.3           | 0.9                   | 6.5         | 3.1         |



TEAM CATEGORY LEADERS

Points

| ## | Player           | G  | Pts | Pts/G |
|----|------------------|----|-----|-------|
| 22 | Aluma, Keve      | 31 | 476 | 15.4  |
| 25 | Mutts, Justyn    | 31 | 320 | 10.3  |
| 4  | Alleyne, Nahiem  | 31 | 316 | 10.2  |
| 0  | Cattoor, Hunter  | 31 | 300 | 9.7   |
| 5  | Murphy, Storm    | 31 | 235 | 7.6   |
| 13 | Maddox, Darius   | 31 | 187 | 6.0   |
| 3  | Pedulla, Sean    | 31 | 148 | 4.8   |
| 1  | N'Guessan, David | 31 | 114 | 3.7   |
| 21 | Ojiako, John     | 18 | 45  | 2.5   |
| 11 | Haynes, Jalen    | 9  | 7   | 0.8   |
| 15 | Kidd, Lynn       | 8  | 5   | 0.6   |
| 14 | Varga, Ben       | 7  | 3   | 0.4   |
| 10 | Johnson, Camden  | 8  | 3   | 0.4   |

Scoring Average

| ## | Player           | G  | Pts | Pts/G |
|----|------------------|----|-----|-------|
| 22 | Aluma, Keve      | 31 | 476 | 15.4  |
| 25 | Mutts, Justyn    | 31 | 320 | 10.3  |
| 4  | Alleyne, Nahiem  | 31 | 316 | 10.2  |
| 0  | Cattoor, Hunter  | 31 | 300 | 9.7   |
| 5  | Murphy, Storm    | 31 | 235 | 7.6   |
| 13 | Maddox, Darius   | 31 | 187 | 6.0   |
| 3  | Pedulla, Sean    | 31 | 148 | 4.8   |
| 1  | N'Guessan, David | 31 | 114 | 3.7   |
| 21 | Ojiako, John     | 18 | 45  | 2.5   |
| 11 | Haynes, Jalen    | 9  | 7   | 0.8   |
| 15 | Kidd, Lynn       | 8  | 5   | 0.6   |
| 14 | Varga, Ben       | 7  | 3   | 0.4   |
| 10 | Johnson, Camden  | 8  | 3   | 0.4   |

Field Goal Percentage

| ## | Player           | FG  | Att | Pct  |
|----|------------------|-----|-----|------|
| 21 | Ojiako, John     | 18  | 30  | .600 |
| 25 | Mutts, Justyn    | 128 | 238 | .538 |
| 13 | Maddox, Darius   | 65  | 121 | .537 |
| 22 | Aluma, Keve      | 186 | 350 | .531 |
| 1  | N'Guessan, David | 46  | 97  | .474 |
| 3  | Pedulla, Sean    | 53  | 118 | .449 |
| 11 | Haynes, Jalen    | 3   | 7   | .429 |
| 5  | Murphy, Storm    | 88  | 207 | .425 |
| 0  | Cattoor, Hunter  | 100 | 238 | .420 |
| 4  | Alleyne, Nahiem  | 105 | 282 | .372 |
| 10 | Johnson, Camden  | 1   | 3   | .333 |
| 15 | Kidd, Lynn       | 2   | 7   | .286 |
| 14 | Varga, Ben       | 1   | 6   | .167 |

Field Goal Attempts

| ## | Player          | G  | Att | Att/G |
|----|-----------------|----|-----|-------|
| 22 | Aluma, Keve     | 31 | 350 | 11.3  |
| 4  | Alleyne, Nahiem | 31 | 282 | 9.1   |
| 25 | Mutts, Justyn   | 31 | 238 | 7.7   |
| 0  | Cattoor, Hunter | 31 | 238 | 7.7   |
| 5  | Murphy, Storm   | 31 | 207 | 6.7   |

Field Goals Made

| ## | Player          | G  | Made | Made/G |
|----|-----------------|----|------|--------|
| 22 | Aluma, Keve     | 31 | 186  | 6.0    |
| 25 | Mutts, Justyn   | 31 | 128  | 4.1    |
| 4  | Alleyne, Nahiem | 31 | 105  | 3.4    |
| 0  | Cattoor, Hunter | 31 | 100  | 3.2    |
| 5  | Murphy, Storm   | 31 | 88   | 2.8    |

TEAM CATEGORY LEADERS

3-Point FG Percentage

| ## | Player           | 3FG | Att | Pct  |
|----|------------------|-----|-----|------|
| 13 | Maddox, Darius   | 34  | 64  | .531 |
| 10 | Johnson, Camden  | 1   | 2   | .500 |
| 3  | Pedulla, Sean    | 29  | 61  | .475 |
| 0  | Cattoor, Hunter  | 71  | 175 | .406 |
| 4  | Alleyne, Nahiem  | 59  | 156 | .378 |
| 25 | Mutts, Justyn    | 15  | 43  | .349 |
| 5  | Murphy, Storm    | 44  | 129 | .341 |
| 22 | Aluma, Keve      | 19  | 63  | .302 |
| 1  | N'Guessan, David | 4   | 15  | .267 |
| 14 | Varga, Ben       | 1   | 5   | .200 |

3-Point FG Attempts

| ## | Player          | G  | Att | Att/G |
|----|-----------------|----|-----|-------|
| 0  | Cattoor, Hunter | 31 | 175 | 5.6   |
| 4  | Alleyne, Nahiem | 31 | 156 | 5.0   |
| 5  | Murphy, Storm   | 31 | 129 | 4.2   |
| 13 | Maddox, Darius  | 31 | 64  | 2.1   |
| 22 | Aluma, Keve     | 31 | 63  | 2.0   |

3-Point FG Made

| ## | Player          | G  | Made | Made/G |
|----|-----------------|----|------|--------|
| 0  | Cattoor, Hunter | 31 | 71   | 2.3    |
| 4  | Alleyne, Nahiem | 31 | 59   | 1.9    |
| 5  | Murphy, Storm   | 31 | 44   | 1.4    |
| 13 | Maddox, Darius  | 31 | 34   | 1.1    |
| 3  | Pedulla, Sean   | 31 | 29   | 0.9    |

Free Throw Percentage

| ## | Player           | Made | Att | Pct   |
|----|------------------|------|-----|-------|
| 15 | Kidd, Lynn       | 1    | 1   | 1.000 |
| 4  | Alleyne, Nahiem  | 47   | 56  | .839  |
| 13 | Maddox, Darius   | 23   | 28  | .821  |
| 21 | Ojiako, John     | 9    | 11  | .818  |
| 3  | Pedulla, Sean    | 13   | 16  | .813  |
| 22 | Aluma, Keve      | 85   | 108 | .787  |
| 0  | Cattoor, Hunter  | 29   | 39  | .744  |
| 5  | Murphy, Storm    | 15   | 21  | .714  |
| 25 | Mutts, Justyn    | 49   | 69  | .710  |
| 1  | N'Guessan, David | 18   | 37  | .486  |
| 11 | Haynes, Jalen    | 1    | 3   | .333  |

Free Throw Attempts

| ## | Player           | G  | Att | Att/G |
|----|------------------|----|-----|-------|
| 22 | Aluma, Keve      | 31 | 108 | 3.5   |
| 25 | Mutts, Justyn    | 31 | 69  | 2.2   |
| 4  | Alleyne, Nahiem  | 31 | 56  | 1.8   |
| 0  | Cattoor, Hunter  | 31 | 39  | 1.3   |
| 1  | N'Guessan, David | 31 | 37  | 1.2   |

Free Throws Made

| ## | Player          | G  | Made | Made/G |
|----|-----------------|----|------|--------|
| 22 | Aluma, Keve     | 31 | 85   | 2.7    |
| 25 | Mutts, Justyn   | 31 | 49   | 1.6    |
| 4  | Alleyne, Nahiem | 31 | 47   | 1.5    |
| 0  | Cattoor, Hunter | 31 | 29   | 0.9    |
| 13 | Maddox, Darius  | 31 | 23   | 0.7    |

Rebounds

| ## | Player           | G  | Reb | Reb/G |
|----|------------------|----|-----|-------|
| 25 | Mutts, Justyn    | 31 | 232 | 7.5   |
| 22 | Aluma, Keve      | 31 | 203 | 6.5   |
| 0  | Cattoor, Hunter  | 31 | 128 | 4.1   |
| 4  | Alleyne, Nahiem  | 31 | 90  | 2.9   |
| 1  | N'Guessan, David | 31 | 85  | 2.7   |

Assists

| ## | Player          | G  | Ast | Ast/G |
|----|-----------------|----|-----|-------|
| 25 | Mutts, Justyn   | 31 | 105 | 3.4   |
| 5  | Murphy, Storm   | 31 | 81  | 2.6   |
| 0  | Cattoor, Hunter | 31 | 66  | 2.1   |
| 22 | Aluma, Keve     | 31 | 55  | 1.8   |
| 4  | Alleyne, Nahiem | 31 | 50  | 1.6   |

Rebounds Average

| ## | Player           | G  | Reb | Reb/G |
|----|------------------|----|-----|-------|
| 25 | Mutts, Justyn    | 31 | 232 | 7.5   |
| 22 | Aluma, Keve      | 31 | 203 | 6.5   |
| 0  | Cattoor, Hunter  | 31 | 128 | 4.1   |
| 4  | Alleyne, Nahiem  | 31 | 90  | 2.9   |
| 1  | N'Guessan, David | 31 | 85  | 2.7   |

Steals

| ## | Player          | G  | Stl | Stl/G |
|----|-----------------|----|-----|-------|
| 25 | Mutts, Justyn   | 31 | 35  | 1.1   |
| 0  | Cattoor, Hunter | 31 | 32  | 1.0   |
| 22 | Aluma, Keve     | 31 | 24  | 0.8   |
| 4  | Alleyne, Nahiem | 31 | 22  | 0.7   |
| 3  | Pedulla, Sean   | 31 | 18  | 0.6   |

TEAM CATEGORY LEADERS

Offensive Rebounds

| ## | Player           | G  | OReb | OReb/G |
|----|------------------|----|------|--------|
| 25 | Mutts, Justyn    | 31 | 74   | 2.4    |
| 22 | Aluma, Keve      | 31 | 67   | 2.2    |
| 1  | N'Guessan, David | 31 | 27   | 0.9    |
| 21 | Ojiako, John     | 18 | 17   | 0.9    |
| 13 | Maddox, Darius   | 31 | 12   | 0.4    |

Blocked Shots

| ## | Player           | G  | Blk | Blk/G |
|----|------------------|----|-----|-------|
| 22 | Aluma, Keve      | 31 | 29  | 0.9   |
| 25 | Mutts, Justyn    | 31 | 27  | 0.9   |
| 1  | N'Guessan, David | 31 | 21  | 0.7   |
| 13 | Maddox, Darius   | 31 | 8   | 0.3   |
| 21 | Ojiako, John     | 18 | 7   | 0.4   |

Defensive Rebounds

| ## | Player           | G  | DReb | DReb/G |
|----|------------------|----|------|--------|
| 25 | Mutts, Justyn    | 31 | 158  | 5.1    |
| 22 | Aluma, Keve      | 31 | 136  | 4.4    |
| 0  | Cattoor, Hunter  | 31 | 117  | 3.8    |
| 4  | Alleyne, Nahiem  | 31 | 86   | 2.8    |
| 1  | N'Guessan, David | 31 | 58   | 1.9    |

Minutes

| ## | Player          | G  | Min  | Min/G |
|----|-----------------|----|------|-------|
| 0  | Cattoor, Hunter | 31 | 1025 | 33:05 |
| 4  | Alleyne, Nahiem | 31 | 966  | 31:10 |
| 22 | Aluma, Keve     | 31 | 953  | 30:44 |
| 25 | Mutts, Justyn   | 31 | 915  | 29:32 |
| 5  | Murphy, Storm   | 31 | 828  | 26:43 |

Fouls

| ## | Player          | G  | PF | PF/G |
|----|-----------------|----|----|------|
| 25 | Mutts, Justyn   | 31 | 80 | 2.6  |
| 22 | Aluma, Keve     | 31 | 71 | 2.3  |
| 0  | Cattoor, Hunter | 31 | 65 | 2.1  |
| 5  | Murphy, Storm   | 31 | 47 | 1.5  |
| 3  | Pedulla, Sean   | 31 | 46 | 1.5  |

Turnovers

| ## | Player          | G  | TO | TO/G |
|----|-----------------|----|----|------|
| 25 | Mutts, Justyn   | 31 | 84 | 2.7  |
| 22 | Aluma, Keve     | 31 | 56 | 1.8  |
| 5  | Murphy, Storm   | 31 | 49 | 1.6  |
| 4  | Alleyne, Nahiem | 31 | 39 | 1.3  |
| 0  | Cattoor, Hunter | 31 | 32 | 1.0  |

Foul Outs

| ## | Player        | G  | FO |
|----|---------------|----|----|
| 3  | Pedulla, Sean | 31 | 2  |
| 22 | Aluma, Keve   | 31 | 1  |



TEAM GAME HIGHS

Virginia Tech - Game Highs

|                              |       |         |                                     |
|------------------------------|-------|---------|-------------------------------------|
| <b>POINTS</b>                | 93    |         | Cornell (12/08/2021)                |
|                              | 86    |         | vs St. Bonaventure (N) (12/17/2021) |
|                              | 85    |         | at Florida St. (01/29/2022)         |
|                              | 85    |         | Saint Francis (PA) (11/18/2021)     |
|                              | 82    |         | Maine (11/09/2021)                  |
| <b>FIELD GOALS MADE</b>      | 35    |         | Maine (11/09/2021)                  |
|                              | 34    |         | Cornell (12/08/2021)                |
| <b>FIELD GOAL ATTEMPTS</b>   | 66    |         | Maine (11/09/2021)                  |
|                              | 64    |         | North Carolina (02/19/2022)         |
| <b>FIELD GOAL PERCENTAGE</b> | .615  | (32-52) | at Florida St. (01/29/2022)         |
|                              | .592  | (29-49) | Notre Dame (01/15/2022)             |
| <b>3 PT FG MADE</b>          | 18    |         | at Florida St. (01/29/2022)         |
|                              | 14    |         | at Pittsburgh (02/05/2022)          |
| <b>3 PT FG ATTEMPTS</b>      | 30    |         | at Clemson (03/05/2022)             |
|                              | 28    |         | Louisville (03/01/2022)             |
|                              | 28    |         | vs St. Bonaventure (N) (12/17/2021) |
| <b>3 PT FG PERCENTAGE</b>    | .720  | (18-25) | at Florida St. (01/29/2022)         |
|                              | .538  | (14-26) | at Pittsburgh (02/05/2022)          |
| <b>FREE THROWS MADE</b>      | 17    |         | Virginia (02/14/2022)               |
|                              | 17    |         | Syracuse (02/12/2022)               |
|                              | 17    |         | Georgia Tech (02/02/2022)           |
|                              | 17    |         | vs St. Bonaventure (N) (12/17/2021) |
| <b>FREE THROW ATTEMPTS</b>   | 23    |         | vs St. Bonaventure (N) (12/17/2021) |
|                              | 22    |         | Georgia Tech (02/02/2022)           |
|                              | 22    |         | vs Memphis (N) (11/24/2021)         |
| <b>FREE THROW PERCENTAGE</b> | 1.000 | (6-6)   | at Miami (FL) (02/26/2022)          |
|                              | 1.000 | (3-3)   | at Virginia (01/12/2022)            |
| <b>REBOUNDS</b>              | 42    |         | Saint Francis (PA) (11/18/2021)     |
|                              | 41    |         | Syracuse (02/12/2022)               |
|                              | 41    |         | Radford (11/15/2021)                |
| <b>ASSISTS</b>               | 21    |         | at Miami (FL) (02/26/2022)          |
|                              | 20    |         | Syracuse (02/12/2022)               |
|                              | 20    |         | Pittsburgh (02/07/2022)             |
|                              | 20    |         | Miami (FL) (01/26/2022)             |
| <b>STEALS</b>                | 12    |         | at Pittsburgh (02/05/2022)          |
|                              | 10    |         | Louisville (03/01/2022)             |
| <b>BLOCKED SHOTS</b>         | 6     |         | Virginia (02/14/2022)               |
|                              | 6     |         | Miami (FL) (01/26/2022)             |
|                              | 6     |         | at Virginia (01/12/2022)            |
|                              | 6     |         | Cornell (12/08/2021)                |
| <b>TURNOVERS</b>             | 19    |         | at Miami (FL) (02/26/2022)          |
|                              | 17    |         | at NC State (01/19/2022)            |
| <b>FOULS</b>                 | 21    |         | at North Carolina (01/24/2022)      |
|                              | 20    |         | vs Memphis (N) (11/24/2021)         |

OPPONENT GAME HIGHS

Opponent - Game Highs

|                              |       |         |                                     |
|------------------------------|-------|---------|-------------------------------------|
| <b>POINTS</b>                | 80    |         | Wake Forest (12/04/2021)            |
|                              | 78    |         | Miami (FL) (01/26/2022)             |
|                              | 78    |         | at North Carolina (01/24/2022)      |
|                              | 76    |         | at Duke (12/22/2021)                |
|                              | 73    |         | Notre Dame (01/15/2022)             |
| <b>FIELD GOALS MADE</b>      | 33    |         | Wake Forest (12/04/2021)            |
|                              | 29    |         | Miami (FL) (01/26/2022)             |
|                              | 29    |         | at Duke (12/22/2021)                |
| <b>FIELD GOAL ATTEMPTS</b>   | 64    |         | Syracuse (02/12/2022)               |
|                              | 63    |         | at North Carolina (01/24/2022)      |
|                              | 63    |         | Saint Francis (PA) (11/18/2021)     |
| <b>FIELD GOAL PERCENTAGE</b> | .635  | (33-52) | Wake Forest (12/04/2021)            |
|                              | .568  | (25-44) | at Pittsburgh (02/05/2022)          |
| <b>3 PT FG MADE</b>          | 11    |         | Miami (FL) (01/26/2022)             |
|                              | 10    |         | Syracuse (02/12/2022)               |
|                              | 10    |         | Pittsburgh (02/07/2022)             |
|                              | 10    |         | Georgia Tech (02/02/2022)           |
|                              | 10    |         | at North Carolina (01/24/2022)      |
|                              | 10    |         | vs Xavier (N) (11/26/2021)          |
| <b>3 PT FG ATTEMPTS</b>      | 27    |         | Syracuse (02/12/2022)               |
|                              | 26    |         | at NC State (01/19/2022)            |
|                              | 26    |         | Cornell (12/08/2021)                |
| <b>3 PT FG PERCENTAGE</b>    | .611  | (11-18) | Miami (FL) (01/26/2022)             |
|                              | .500  | (10-20) | Pittsburgh (02/07/2022)             |
|                              | .500  | (9-18)  | at Pittsburgh (02/05/2022)          |
| <b>FREE THROWS MADE</b>      | 22    |         | at North Carolina (01/24/2022)      |
|                              | 16    |         | vs Memphis (N) (11/24/2021)         |
| <b>FREE THROW ATTEMPTS</b>   | 26    |         | at North Carolina (01/24/2022)      |
|                              | 21    |         | at Dayton (12/12/2021)              |
| <b>FREE THROW PERCENTAGE</b> | 1.000 | (11-11) | at Maryland (12/01/2021)            |
|                              | 1.000 | (8-8)   | Georgia Tech (02/02/2022)           |
|                              | 1.000 | (3-3)   | Maine (11/09/2021)                  |
| <b>REBOUNDS</b>              | 45    |         | vs Memphis (N) (11/24/2021)         |
|                              | 43    |         | at North Carolina (01/24/2022)      |
| <b>ASSISTS</b>               | 17    |         | Wake Forest (12/04/2021)            |
|                              | 16    |         | at Miami (FL) (02/26/2022)          |
|                              | 16    |         | at Florida St. (01/29/2022)         |
|                              | 16    |         | Cornell (12/08/2021)                |
| <b>STEALS</b>                | 16    |         | at Miami (FL) (02/26/2022)          |
|                              | 11    |         | at Pittsburgh (02/05/2022)          |
|                              | 11    |         | at NC State (01/19/2022)            |
|                              | 11    |         | Radford (11/15/2021)                |
| <b>BLOCKED SHOTS</b>         | 7     |         | at Maryland (12/01/2021)            |
|                              | 6     |         | North Carolina (02/19/2022)         |
|                              | 6     |         | Pittsburgh (02/07/2022)             |
|                              | 6     |         | at Duke (12/22/2021)                |
| <b>TURNOVERS</b>             | 20    |         | vs St. Bonaventure (N) (12/17/2021) |
|                              | 19    |         | Maine (11/09/2021)                  |
| <b>FOULS</b>                 | 23    |         | Georgia Tech (02/02/2022)           |
|                              | 21    |         | vs Memphis (N) (11/24/2021)         |

TEAM GAME LOWS

Virginia Tech - Game Lows

|                              |      |         |                                |
|------------------------------|------|---------|--------------------------------|
| <b>POINTS</b>                | 52   |         | at Virginia (01/12/2022)       |
|                              | 57   |         | North Carolina (02/19/2022)    |
|                              | 57   |         | at Dayton (12/12/2021)         |
|                              | 58   |         | vs Xavier (N) (11/26/2021)     |
|                              | 59   |         | at Clemson (03/05/2022)        |
| <b>FIELD GOALS MADE</b>      | 19   |         | at Clemson (03/05/2022)        |
|                              | 19   |         | vs Memphis (N) (11/24/2021)    |
| <b>FIELD GOAL ATTEMPTS</b>   | 45   |         | at Pittsburgh (02/05/2022)     |
|                              | 46   |         | Virginia (02/14/2022)          |
| <b>FIELD GOAL PERCENTAGE</b> | .339 | (19-56) | vs Memphis (N) (11/24/2021)    |
|                              | .373 | (19-51) | at Clemson (03/05/2022)        |
| <b>3 PT FG MADE</b>          | 5    |         | North Carolina (02/19/2022)    |
|                              | 5    |         | Virginia (02/14/2022)          |
|                              | 5    |         | at Duke (12/22/2021)           |
| <b>3 PT FG ATTEMPTS</b>      | 17   |         | at Boston College (01/22/2022) |
|                              | 18   |         | at North Carolina (01/24/2022) |
| <b>3 PT FG PERCENTAGE</b>    | .192 | (5-26)  | North Carolina (02/19/2022)    |
|                              | .250 | (6-24)  | at Georgia Tech (02/23/2022)   |
|                              | .250 | (5-20)  | Virginia (02/14/2022)          |
| <b>FREE THROWS MADE</b>      | 3    |         | Pittsburgh (02/07/2022)        |
|                              | 3    |         | at Florida St. (01/29/2022)    |
|                              | 3    |         | at NC State (01/19/2022)       |
|                              | 3    |         | at Virginia (01/12/2022)       |
|                              | 3    |         | Maine (11/09/2021)             |
| <b>FREE THROW ATTEMPTS</b>   | 3    |         | at Virginia (01/12/2022)       |
|                              | 4    |         | at NC State (01/19/2022)       |
| <b>FREE THROW PERCENTAGE</b> | .500 | (3-6)   | Pittsburgh (02/07/2022)        |
|                              | .583 | (7-12)  | Louisville (03/01/2022)        |
|                              | .583 | (7-12)  | at Maryland (12/01/2021)       |
|                              | .583 | (7-12)  | Merrimack (11/21/2021)         |
| <b>REBOUNDS</b>              | 18   |         | at Florida St. (01/29/2022)    |
|                              | 23   |         | at Boston College (01/22/2022) |
| <b>ASSISTS</b>               | 9    |         | at Clemson (03/05/2022)        |
|                              | 10   |         | vs Memphis (N) (11/24/2021)    |
|                              | 10   |         | Radford (11/15/2021)           |
| <b>STEALS</b>                | 1    |         | Notre Dame (01/15/2022)        |
|                              | 2    |         | Miami (FL) (01/26/2022)        |
|                              | 2    |         | at North Carolina (01/24/2022) |
| <b>BLOCKED SHOTS</b>         | 0    |         | vs Memphis (N) (11/24/2021)    |
|                              | 1    |         | North Carolina (02/19/2022)    |
|                              | 1    |         | Pittsburgh (02/07/2022)        |
|                              | 1    |         | at Pittsburgh (02/05/2022)     |
|                              | 1    |         | at Duke (12/22/2021)           |
|                              | 1    |         | vs Xavier (N) (11/26/2021)     |
| <b>TURNOVERS</b>             | 4    |         | Syracuse (02/12/2022)          |
|                              | 6    |         | Virginia (02/14/2022)          |
| <b>FOULS</b>                 | 9    |         | Syracuse (02/12/2022)          |
|                              | 9    |         | Miami (FL) (01/26/2022)        |
|                              | 9    |         | Merrimack (11/21/2021)         |



OPPONENT GAME LOWS

Opponent - Game Lows

|                              |      |         |                                     |
|------------------------------|------|---------|-------------------------------------|
| <b>POINTS</b>                | 39   |         | Radford (11/15/2021)                |
|                              | 43   |         | Louisville (03/01/2022)             |
|                              | 43   |         | Merrimack (11/21/2021)              |
|                              | 47   |         | Pittsburgh (02/07/2022)             |
|                              | 47   |         | Maine (11/09/2021)                  |
| <b>FIELD GOALS MADE</b>      | 14   |         | Radford (11/15/2021)                |
|                              | 15   |         | Pittsburgh (02/07/2022)             |
| <b>FIELD GOAL ATTEMPTS</b>   | 40   |         | Pittsburgh (02/07/2022)             |
|                              | 44   |         | at Pittsburgh (02/05/2022)          |
| <b>FIELD GOAL PERCENTAGE</b> | .280 | (14-50) | Radford (11/15/2021)                |
|                              | .328 | (20-61) | Maine (11/09/2021)                  |
| <b>3 PT FG MADE</b>          | 0    |         | Virginia (02/14/2022)               |
|                              | 1    |         | at Maryland (12/01/2021)            |
| <b>3 PT FG ATTEMPTS</b>      | 9    |         | Virginia (02/14/2022)               |
|                              | 12   |         | at Boston College (01/22/2022)      |
| <b>3 PT FG PERCENTAGE</b>    | .000 | (0-9)   | Virginia (02/14/2022)               |
|                              | .077 | (1-13)  | at Maryland (12/01/2021)            |
| <b>FREE THROWS MADE</b>      | 0    |         | Merrimack (11/21/2021)              |
|                              | 1    |         | Syracuse (02/12/2022)               |
| <b>FREE THROW ATTEMPTS</b>   | 0    |         | Merrimack (11/21/2021)              |
|                              | 3    |         | Maine (11/09/2021)                  |
| <b>FREE THROW PERCENTAGE</b> | .250 | (1-4)   | Syracuse (02/12/2022)               |
| <b>REBOUNDS</b>              | 18   |         | at Pittsburgh (02/05/2022)          |
|                              | 19   |         | Pittsburgh (02/07/2022)             |
| <b>ASSISTS</b>               | 6    |         | at Maryland (12/01/2021)            |
|                              | 8    |         | Georgia Tech (02/02/2022)           |
|                              | 8    |         | vs St. Bonaventure (N) (12/17/2021) |
|                              | 8    |         | Merrimack (11/21/2021)              |
|                              | 8    |         | Radford (11/15/2021)                |
| <b>STEALS</b>                | 2    |         | Syracuse (02/12/2022)               |
|                              | 3    |         | Pittsburgh (02/07/2022)             |
|                              | 3    |         | at Boston College (01/22/2022)      |
|                              | 3    |         | Saint Francis (PA) (11/18/2021)     |
|                              | 3    |         | Maine (11/09/2021)                  |
| <b>BLOCKED SHOTS</b>         | 0    |         | Notre Dame (01/15/2022)             |
|                              | 0    |         | at Dayton (12/12/2021)              |
| <b>TURNOVERS</b>             | 3    |         | Notre Dame (01/15/2022)             |
|                              | 7    |         | at North Carolina (01/24/2022)      |
| <b>FOULS</b>                 | 9    |         | at Florida St. (01/29/2022)         |
|                              | 10   |         | at Virginia (01/12/2022)            |



**0 HUNTER CATTOOR**

JR. • G • 6-3 • 200  
ORLANDO, FLA.  
BISHOP MOORE



**1 DAVID N'GUESSAN**

SO. • F • 6-9 • 205  
DE LIER, THE NETHERLANDS  
MT. ZION PREP



**3 SEAN PEDULLA**

FR. • G • 6-1 • 190  
EDMOND, OKLA.  
EDMOND MEMORIAL



**4 NAHIEM ALLEYNE**

JR. • G • 6-4 • 195  
BUFORD, GA.  
MOUNTAIN VIEW



**5 STORM MURPHY**

GR. • G • 6-0 • 185  
MIDDLETON, WIS.  
WOFFORD



**10 CAMDEN JOHNSON**

FR. • G • 6-1 • 175  
WAXHAW, N.C.  
METROLINA CHRISTIAN ACADEMY



**11 JALEN HAYNES**

FR. • F • 6-8 • 250  
FT. LAUDERDALE, FLA.  
MONTVERDE ACADEMY



**13 DARIUS MADDOX**

SO. • G • 6-5 • 185  
BOWIE, MD.  
OAK HILL ACADEMY



**14 BEN VARGA**

FR. • G • 5-10 • 170  
LOUISVILLE, KY.  
ST. XAVIER



**15 LYNN KIDD**

SO. • C • 6-10 • 240  
GAINESVILLE, FLA.  
IMG ACADEMY



**21 JOHN OJIAKO**

JR. • C • 6-10 • 245  
LAGOS, NIGERIA  
ADMIRAL FARRAGUT (FLA.)



**22 KEVE ALUMA**

R-SR. • F • 6-9 • 235  
BERLIN, MD.  
WOFFORD



**25 JUSTYN MUTTS**

GR. • F • 6-7 • 230  
MILLVILLE, N.J.  
DELAWARE



**MIKE YOUNG**

HEAD COACH  
3RD SEASON



**MIKE JONES**

ASSOCIATE HEAD COACH  
1ST SEASON



**CHRISTIAN WEBSTER**

ASSISTANT COACH  
6TH SEASON



**KEVIN GILTNER**

ASSISTANT COACH  
3RD SEASON