

# GAME NOTES



ACC 30 POSTSEASON APPEARANCES | 13 NCAA TOURNAMENTS | 4 SWEET SIXTEENS | 1 ELITE EIGHT | 1990 ACC REGULAR SEASON CHAMPIONS



**CLEMSON (12-12, 4-9 ACC) vs. NOTRE DAME (17-7, 10-3 ACC)**  
**SATURDAY, FEBRUARY 12 • 7:05 P.M. ET • LITTLEJOHN COLISEUM • CLEMSON, S.C.**



GAME 25

## CLEMSON RECORDS

Overall:	12-12	Loss-3
vs. ACC opponents:	4-9	Loss-3
Non-Conference regular-season:	8-3	Won-3
Home:	8-4	Loss-2
Away:	2-6	Loss-4
Neutral:	2-2	Won-2

## 2021-22 SCHEDULE/RESULTS

Date	Opponent	TV	Score/Time (ET)
11/1	Georgia SW State (Exh.)	ACCNX	W, 77-51
11/9	Presbyterian	ACCNX	W, 64-53
11/12	Wofford	ACCNX	W, 76-68
11/15	Bryant	RSN	W, 93-70
11/18	vs. Temple <sup>1</sup>	ESPN2	W, 75-48
11/19	vs. St. Bonaventure <sup>1</sup>	ESPN2	L, 65-68
11/21	vs. West Virginia <sup>1</sup>	ESPN2	L, 59-66
11/26	Charleston Southern	ACCNX	W, 91-59
11/30	at Rutgers <sup>2</sup>	ESPN2	L, 64-74
12/4	at Miami*	ACCN	L, 75-80
12/11	vs. Drake <sup>3</sup>	ACCN	W OT, 90-80
12/14	Miami (Ohio)	ACCNX	W, 89-76
12/18	South Carolina	ACCN	W, 70-56
12/22	at Virginia*	ACCN	W, 67-50
1/4	Virginia*	RSN	L, 65-75
1/8	at NC State*	RSN	W, 70-65
1/12	at Notre Dame*	RSN	L, 56-72
1/15	Boston College*	RSN	L, 68-70
1/18	at Syracuse*	ACCN	L, 78-91
1/22	Pittsburgh*	ACCN	W, 75-48
1/25	at No. 9/7 Duke*	ESPN2	L, 69-71
2/2	Florida State*	ACCN	W, 75-69
2/5	at Georgia Tech*	RSN	L, 64-69
2/8	North Carolina*	ACCN	L, 77-79
2/10	No. 7/6 Duke*	ACCN	L, 64-82
2/12	Notre Dame*	ACCN	7 p.m.
2/15	at Florida State*	RSN	7 p.m.
2/19	at Louisville*	RSN	3 p.m.
2/23	Wake Forest*	ACCN	8 p.m.
2/26	at Boston College*	ACCN	3 p.m.
3/2	Georgia Tech*	ACCN	7 p.m.
3/5	Virginia Tech*	RSN	2 p.m.
3/8-12	New York Life ACC Tournament <sup>4</sup>	ESPN/ACCN	

\* - ACC contest, ^ Overtime; Note: Home games in bold; <sup>1</sup> Charleston Classic (Charleston, S.C.); <sup>2</sup> ACC/Big 10 Challenge; <sup>3</sup> Holiday Hoopsgiving (Atlanta, Ga.); <sup>4</sup> ACC Tournament (Barclays Center, Brooklyn, N.Y.)

## TABLE OF CONTENTS

Broadcast Sheet	2
Rosters	3
Head Coach Brad Brownell	4
Team Notes	5-10
Player Stats/Notes	11-32
Miscellaneous Stats	33
Superlatives	34-35
Stats/Box Scores	36-42
Radio/Television Roster	43

## CLEMSON SOCIAL MEDIA

Twitter | Instagram @ClemsonMBB  
 Facebook Facebook.com/ClemsonMBB

## ATHLETIC COMMUNICATIONS

SID Contact: Ben Winterrowd  
 Cell Phone: 630.862.8828  
 Email: winterr@clemson.edu

Secondary Contact: Jere Drummond  
 Email: jered@clmson.edu

## BROADCAST INFORMATION

TV: ACCN (Jay Alter; PxP, Paul Biancardi; Analyst)  
 Watch Link: <https://es.pn/3gFVmF3>  
 Radio: Clemson Athletic Network (Don Munson/Tim Bourret)  
 Engineer: Ben Milstead  
 Clemson Radio Affiliates: 105.5 The ROAR (Flagship)  
 Sirius/XM: 84 / 84 (Clemson Broadcast)

## SERIES HISTORY

Overall: Clemson trails 2-7  
 In Clemson: Clemson trails 1-3  
 In South Bend: Clemson trails 1-4  
 At neutral sites: N/A  
 Current streak: Notre Dame, 2  
 Coach Brownell vs. Notre Dame: 2-7

## SETTING THE SCENE BETWEEN THE TIGERS AND FIGHTING IRISH

- The contest will be televised on ACCN with Jay Alter and Paul Biancardi calling the action, while Don Munson and Tim Bourret will call the action on the radio waves. The radio call will be available on the Clemson Athletic Network and ClemsonTigers.com.
- Live stats will be provided on ClemsonTigers.com and Twitter updates will be available on Clemson's official account (@ClemsonMBB).

## QUOTABLE

"(PJ) Hall is the most improved player on the planet. He played nine minutes a game last year and he's one of the better big guys in the country; he's a pro, really. He can shoot, go out and [he's] mobile." - Mike Krzyzewski (Jan. 25)

## CLEMSON BASKETBALL HEADLINES


- PJ Hall is one of the most improved players in the ACC this season. Hall is +11.9 in PPG, +3.9 in RPG, +1.6 in APG and +1.1 blocks per game. Hall has increased his 3-point shooting by nearly 20.0 percent and despite the increased work load is shooting 48.3 percent this season, including a 52.0 effective field goal percentage.
- Hall netted a career-high 24 points against North Carolina (Feb. 8). He has three double-doubles, three 22-point games and one 20-point game. He has grabbed a career-best eight boards four times this season.
- In conference play, Hall is averaging 16.2 points, 5.7 rebounds, 1.8 assists and 1.2 blocks per game. He is shooting 47.5 percent from the field.
- Hall is on pace to become the highest scoring post player at Clemson since Trevor Booker (2009-10; 15.2 ppg)
- Clemson is fourth in the ACC and is 25th nationally in 3-point shooting: 37.8 percent (194-for-513).
- Al-Amir Dawes netted 18 points against Georgia Tech (Feb. 5), his 19th game scoring at least 15 points in his career and his 33rd double-digit scoring game.
- Hunter Tyson suffered a broken clavicle in the first half against Florida State (Feb. 2) and currently does not have a timetable for a return.
- David Collins notched his second double-double in three games with 16 points and 10 rebounds vs. Drake.
- Nick Honor scored a season-high 19 points vs. Temple. Honor finished 7-for-7 from the field and 4-for-4 from three.
- Clemson made 35 field goals in a win over Bryant (Nov. 15) – which ties for the most made field goals for the Tigers during the Brad Brownell Era (35 vs. The Citadel on 1/1/13). The Tigers finished the game with 20 assists, which gave Clemson its fifth 20-assist game since the 2017-18 season.
- Clemson finished the first half against Bryant with 52 points – its most in a half since scoring 54 against Alabama A&M on Nov. 21, 2019. Clemson tied this with 52 points in the second half against North Carolina (Feb. 8).
- Clemson added three signees to its program on NSD 2021: Chauncey Wiggins, Chauncey Gibson and RJ Godfrey Jr.
- Clemson was picked to finish 11th in the ACC this season by select media, however, the Tigers have outperformed the preseason poll rankings in eight of Brad Brownell's 11 seasons in Tigertown.
- Head Coach Brad Brownell won his 200th game as Clemson's coach last season and stands at 213 wins all-time in charge of the Tigers.

## STATISTICAL OUTLOOK

--/--	Clemson	Ht.	Wt.	Yr.	Hometown	GP/GS	PPG	RPG	APG	MPG
G 0	Josh Beadle	6-3	180	Fr.	Columbia, S.C.					
F 1	Ian Schieffelin	6-7	225	Fr.	Loganville, Ga.	21/1	2.7	2.1	0.8	9.2
G 2	Al-Amir Dawes	6-2	182	Jr.	Newark, N.J.	24/24	11.0	2.9	2.5	30.7
G 3	Chase Hunter	6-3.5	204	Sr.	Atlanta, Ga.	24/6	5.5	2.5	1.5	19.7
G 4	Nick Honor	5-10	195	RJr.	Orlando, Fla.	24/16	7.7	1.5	2.8	25.3
F 5	Hunter Tyson	6-8	215	Sr.	Monroe, N.C.	21/21	10.4	5.6	1.2	25.8
F 10	Ben Middlebrooks	6-10	232	Fr.	Fort Lauderdale, Fla.	18/0	0.8	0.6	0.2	3.8
G 11	Parker Fox	6-7	210	Sr.	Reno, Nev.	6/0	0.5	0.5	0.0	1.5
G 12	Alex Hemenway	6-3.5	195	Jr.	Newburgh, Ind.	22/2	5.3	1.5	0.4	15.1
G 13	David Collins	6-4.5	217	+Sr.	Youngstown, Ohio	24/24	10.5	6.7	2.3	28.6
G 14	Devin Foster	6-2	180	Jr.	Canton, Mass.	6/0	0.0	0.2	0.0	1.3
G 15	Jack Nauseef	6-1	160	Jr.	Dayton, Ohio	5/0	0.0	0.0	0.0	1.2
F 24	PJ Hall	6-10	240	So.	Spartanburg, S.C.	24/24	15.4	5.9	1.7	28.6
F 32	Daniel Nauseef	6-7	215	Fr.	Dayton, Ohio	2/0	0.0	0.5	0.0	0.8
F 33	Naz Bohannon	6-6	232	+Sr.	Lorain, Ohio	24/2	5.4	4.0	1.9	19.8

# 2021-22 CLEMSON BROADCAST SHEET


0



JOSH BEADLE							
FR. • G • 6-3 • 180 • COLUMBIA, S.C./CARDINAL NEWMAN							
	MIN	PTS	REB	AST	FG%	3FG%	FT%
21-22	--	--	--	--	--	--	--
Career	--	--	--	--	--	--	--
<b>Season Highs:</b>							

- » Rated as a three-star prospect, according to 247Sports and Rivals.
- » Averaged 16.9 points, 6.2 rebounds, 3.8 assists and 1.4 steals per game as a senior at Cardinal Newman. Eclipsed 1,000 career points.
- » Won back-to-back SCISA Class 3A Championships and led team in scoring. Last three seasons: shot over 50.0%, 40.0% from three, 70.0% at the line.
- » Three-time All-Region, All-State, All-Tournament and All-Star player.
- » Chose Clemson over Wake Forest and VCU.


1



IAN SCHIEFFELIN (CHEF-LIN)							
FR. • F • 6-7 • 225 • LOGANVILLE, GA./GRAYSON							
	MIN	PTS	REB	AST	FG%	3FG%	FT%
21-22	9.2	2.7	2.1	0.8	.488	.400	.667
Career	9.2	2.7	2.1	0.8	.488	.400	.667
<b>Season Highs:</b> PTS (12), FG (4), FT (3), REB (10), OREB (2), AST (3), STL (1), BLK (1)							

- » Scored season-high six points (3-for-3), grabbed four rebounds, one assist and one steal.
- » Rated three-star prospect, according to 247Sports and Rivals.
- » Averaged 12.0 points, 12.0 rebounds and 3.0 blocks per game as a senior for a top-ranked program in Georgia (Grayson HS). Finished 10th in country and No. 1 among public schools.
- » Helped lead Grayson to a Region 8-AAAAAAA championship and 25-4 record as a soph.
- » Chose Clemson over Virginia Tech and Dayton.


2



AL-AMIR DAWES							
JR. • G • 6-2 • 182 • NEWARK, N.J./THE PATRICK SCHOOL							
	MIN	PTS	REB	AST	FG%	3FG%	FT%
21-22	30.7	11.0	2.9	2.5	.408	.407	.865
Career	28.8	9.6	2.6	2.3	.402	.370	.800
<b>Season Highs:</b> PTS (21), FG (7), 3FG (6), FT (6), REB (7), AST (5), STL (3), BLK (1)							

- » Season-high 21 points vs. Presbyterian (Nov. 9); 5 double-digit scoring games in 2021-22.
- » In 2020-21, Clemson was 9-2 in games that Dawes netted double figures in scoring.
- » Scored in double figures 11 times last season, including shooting a career-best 42.1 percent from the floor and 39.4 percent from three.
- » Career-high 22 points at Boston College (Feb. 22, 2020).
- » Chose Clemson over Providence, Seton Hall, St. John's and UCONN.


3



CHASE HUNTER							
R-SO. • G • 6-3.5 • 204 • ATLANTA, GA./WESTLAKE HS							
	MIN	PTS	REB	AST	FG%	3FG%	FT%
21-22	19.7	5.5	2.5	1.5	.443	.353	.758
Career	17.3	4.4	1.7	1.2	.382	.261	.714
<b>Season Highs:</b> PTS (15), FG (5), 3FG (3), FT (4), OREB (3), REB (7), AST (5), BLK (1), STL (1)							

- » 7 Games (Jan. 8-Feb. 2): 24-for-40 from the floor, 8-for-13 from three, averaging 9.1 points and 3.0 rebounds.
- » Scored career-high 15 points (5-7 FG, 3-4 3FG) at Miami (Dec. 4).
- » Came to Clemson as a four-star prospect and No. 98 overall in 247Sports' Top 100.
- » Rated the No. 4 player in the state of Georgia and the No. 14 combo guard in the country.
- » Chose Clemson over Georgia, Virginia, Oklahoma and Michigan State.


4



NICK HONOR							
R-JR. • G • 5-10 • 195 • ORLANDO, FLA./LAKE HIGHLAND HS/FORDHAM							
	MIN	PTS	REB	AST	FG%	3FG%	FT%
21-22	25.3	7.7	1.5	2.8	.389	.346	.929
Career	29.0	10.9	1.8	2.7	.380	.344	.826
<b>Season Highs:</b> PTS (19), FG (7), 3FG (4), FT (4), REB (5), AST (7), STL (5), BLK (1)							

- » 19 points and 7-7 FG, 4-4 3FG in win over Temple; Scored 12-straight in the first half.
- » Career high five steals in victory over Wofford; career-high seven assists vs. Bryant.
- » Averaged 8.1 points, 1.3 rebounds, 2.2 assists and 1.3 steals per game last season.
- » Hit game-winning 3-pointer with 1.1 seconds left to top Georgia Tech last season.
- » Scored season-high 21 points (8-11 FG, 5-6 3FG) in OT win vs. NC State (Jan. 5).
- » Named to All-Tournament Team in Space Coast Challenge; 17 pts vs. Purdue.
- » Ran point guard for Clemson's scout team in 2019-20.


5



HUNTER TYSON							
SR. • F • 6-8 • 215 • MONROE, N.C./PIEDMONT HS							
	MIN	PTS	REB	AST	FG%	3FG%	FT%
21-22	25.8	10.4	5.6	1.2	.470	.387	.774
Career	15.1	5.7	3.1	0.5	.432	.344	.746
<b>Season Highs:</b> PTS (20), FG (8), 3FG (3), FT (6), REB (13), AST (4), BLK (3), STL (2)							

- » Suffered a broken clavicle against Florida State on Feb. 2. He currently does not have a timetable for a return.
- » First career double-double (18 points and 13 rebounds) vs. South Carolina (Dec. 18); Career-best six offensive rebounds.
- » Scored season-high 20 points in win over Bryant (Nov. 15).
- » Averaged career-highs in points (7.5) and rebounds (4.2) last season.
- » First career start came against South Carolina (Dec. 15, 2019).


10



BEN MIDDLEBROOKS							
FR. • F • 6-10 • 232 • FORT LAUDERDALE, FLA./WESTMINSTER ACADEMY							
	MIN	PTS	REB	AST	FG%	3FG%	FT%
21-22	3.8	0.8	0.6	0.2	.625	.000	1.000
Career	3.8	0.8	0.6	0.2	.625	.000	1.000
<b>Season Highs:</b> PTS (6), FG (2), FT (2), REB (3), OREB (1), AST (2), BLK (2)							

- » Rated a four-star prospect according to ESPN and reclassified from the Class of 2022.
- » Middlebrooks was a Top 100 player in the Class of 2022.
- » Averaged 20.5 points and 13.6 rebounds per game as a senior.
- » Chose Clemson over Florida, Auburn, Georgia, Ole Miss, Virginia Tech, Notre Dame and Dayton.
- » Sister, Mackenzy, was a member of Clemson's women's tennis program (graduated 2021).


11



PARKER FOX							
SR. • F • 6-7 • 210 • RENO, NEV./OCONEE COUNTY (GA.)							
	MIN	PTS	REB	AST	FG%	3FG%	FT%
21-22	1.5	0.5	0.5	0.0	.333	.333	.000
Career	1.6	0.7	0.3	0.1	.556	.500	.333
<b>Season Highs:</b> PTS (3), FG (1), 3FG (1), REB (1), BLK (1)							

- » Was put on full scholarship on August 18, 2021 (video available online if needed).
- » Appeared in 16 games throughout his career and has played 26 minutes.
- » Scored a career-best four points last season vs. South Carolina State (Dec. 2, 2020).
- » 4-for-6 from the floor in his career and 3-for-5 from three. Has totaled three rebounds and one assist.
- » Father, Mark, is the Head Coach at the University of California.

12



ALEX HEMENWAY							
JR. • G • 6-3.5 • 195 • NEWBURGH, IND./CASTLE HS							
	MIN	PTS	REB	AST	FG%	3FG%	FT%
21-22	15.1	5.3	1.5	0.4	.400	.412	.741
Career	14.6	4.9	1.3	0.5	.430	.419	.809
<b>Season Highs:</b> PTS (17), FG (5), 3FG (4), FT (5), REB (3), OREB (1), AST (2), STL (2)							

- » Career-high-tying 17 points off the bench vs. Miami (Ohio); 5-6 FG, 3-3 3FG, 4-4 FT
- » Career-high 17 points and career-best five made threes at Wake Forest (Feb. 24)
- » As it stands, he ranks fifth all-time in 3-point percentage in school history (41.9%).
- » In 61 career games, he's shooting 43.0% from the floor, 41.9% from three and 80.9% at the line.
- » Chose Clemson over Nebraska, Creighton, DePaul and Belmont.
- » Father, Todd, played high school soccer in Indiana with Head Coach Brad Brownell.


13



DAVID COLLINS							
+SR. • G • 6-4.5 • 217 • YOUNGSTOWN, OHIO/FIRST LOVE CHRISTIAN ACAD./USF							
	MIN	PTS	REB	AST	FG%	3FG%	FT%
21-22	28.6	10.5	6.7	2.3	.517	.441	.559
Career	30.3	12.8	4.0	2.6	.432	.333	.654
<b>Season Highs:</b> PTS (18), FG (7), 3FG (3), FT (5), REB (11), AST (6), STL (4)							

- » Second career double-double vs. Rutgers (Nov. 30) with 18 points and 10 rebounds.
- » Scored 1,516 career points at South Florida (seventh-most in program history), which included a 587-point campaign in 2018-19. That is the sixth-most points in a single season in program history.
- » Set the attempts (739) and makes (493) records in the AAC.
- » Has earned All-AAC Rookie and Third Team honors during his time in Tampa.
- » Earned undergraduate degree from USF in business finance.

24



PJ HALL							
SO. • F • 6-10 • 240 • SPARTANBURG, S.C./DORMAN HS							
	MIN	PTS	REB	AST	FG%	3FG%	FT%
21-22	28.6	15.4	5.9	1.7	.483	.310	.766
Career	19.8	9.8	4.1	0.9	.485	.279	.763
<b>Season Highs:</b> PTS (24), FG (10), 3FG (3), FT (9), REB (13), OREB (6), AST (4), BLK (4), STL (2)							

- » 23 consecutive double-figure scoring games; Three career double-doubles.
- » Career-high 24 points vs. North Carolina; Set new career-high of 13 rebounds with career-best six offensive rebounds against Drake. Made career-high nine free throws (9-9) vs. Drake.
- » 2020 No. 1 prospect in the state of South Carolina; ESPN ranked Hall No. 48 in its Top 100.
- » Highest rated prospect of the Brownell Era and fourth all-time at Clemson (247Sports).
- » Sister, Thayer, played volleyball for the Florida Gators.
- » Chose Clemson over Virginia Tech, Florida, Tennessee, Georgia Tech and South Carolina.

33



NAZ BOHANNON (NAHZ)							
+SR. • F • 6-6 • 232 • LORAIN, OHIO/LORAIN/YOUNGSTOWN STATE							
	MIN	PTS	REB	AST	FG%	3FG%	FT%
21-22	19.8	5.4	4.0	1.9	.548	.500	.714
Career	28.9	9.6	7.6	2.4	.493	.237	.596
<b>Season Highs:</b> PTS (10), FG (5), FT (3), REB (12), OREB (3), AST (4), BLK (1), STL (2)							

- » One of eight players dating back to the 1992-93 season to post at least 1,200 points, 1,000 rebounds and 300 assists in a career (College Basketball Reference).
- » Averaged 16.5 points and 8.2 rebounds last year, shooting team-best 52.6 percent.
- » Posted 11 20-point outings, including season-high 32 vs. Green Bay (Jan. 1, 2021).
- » Scored 1,236 points and grabbed 990 rebounds in his career.
- » Graduated Youngstown State with a degree in business administration.

14



**DEVIN FOSTER**  
JR. • G • 6-2 • 180  
CANTON, MASS.  
CANTON  
» Promoted undergraduate manager.  
» 2019 Mr. Basketball in Massachusetts  
» All-time leading scorer at Canton HS (1,306 points).

15



**JACK NAUSEEF**  
JR. • G • 6-1 • 180  
DAYTON, OHIO  
CHAMINADE JULIENNE CATHOLIC  
» Promoted undergraduate manager  
» Team captain and two-year starter in high school

32



**DANIEL NAUSEEF**  
FR. • F • 6-7 • 215  
DAYTON, OHIO  
CHAMINADE JULIENNE CATHOLIC  
» Promoted undergraduate manager

# ROSTER

## ALPHABETICAL

No	Name	Pos	Hgt	Wgt	Cl.	Exp.	Hometown	Previous School
0	Josh Beadle	G	6-3	180	Fr.	HS	Columbia, S.C.	Cardinal Newman HS
33	Naz Bohannon	F	6-6	232	+Sr.	TR	Lorain, Ohio	Youngstown State
13	David Collins	G	6-4.5	217	+Sr.	TR	Youngstown, Ohio	USF
2	Al-Amir Dawes	G	6-2	182	Jr.	2VL	Newark, N.J.	The Patrick School
14	Devin Foster	G	6-2	180	Jr.	HS	Canton, Mass.	Canton HS
11	Parker Fox	G	6-7	210	Jr.	3VL	Reno, Nev.	Oconee HS (GA)
24	PJ Hall	F	6-10	240	So.	1VL	Spartanburg, S.C.	Dorman HS
12	Alex Hemenway	G	6-3.5	195	Jr.	2VL	Newburgh, Ind.	Castle HS
4	Nick Honor	G	5-10	195	RJr.	1VL	Orlando, Fla.	Fordham
3	Chase Hunter	G	6-3.5	204	RSO.	2VL	Atlanta, Ga.	Westlake HS
10	Ben Middlebrooks	F	6-10	240	Fr.	HS	Fort Lauderdale, Fla.	Westminster Academy
32	Daniel Nauseef	F	6-7	215	Fr.	HS	Dayton, Ohio	Chaminade Julianne Catholic
15	Jack Nauseef	G	6-1	160	Jr.	HS	Dayton, Ohio	Chaminade Julianne Catholic
1	Ian Schieffelin	F	6-7	225	Fr.	HS	Loganville, Ga.	Grayson HS
5	Hunter Tyson	F	6-8	215	Sr.	3VL	Monroe, N.C.	Piedmont HS

## NUMERICAL

No	Name	Pos	Hgt	Wgt	Cl.	Exp.	Hometown	Previous School
0	Josh Beadle	G	6-3	180	Fr.	HS	Columbia, S.C.	Cardinal Newman HS
1	Ian Schieffelin	F	6-7	225	Fr.	HS	Loganville, Ga.	Grayson HS
2	Al-Amir Dawes	G	6-2	182	Jr.	2VL	Newark, N.J.	The Patrick School
3	Chase Hunter	G	6-3.5	204	RSO.	2VL	Atlanta, Ga.	Westlake HS
4	Nick Honor	G	5-10	195	RJr.	1VL	Orlando, Fla.	Fordham
5	Hunter Tyson	F	6-8	215	Sr.	3VL	Monroe, N.C.	Piedmont HS
10	Ben Middlebrooks	F	6-10	232	Fr.	HS	Fort Lauderdale, Fla.	Westminster Academy
11	Parker Fox	G	6-7	210	Sr.	3VL	Reno, Nev.	Oconee HS (Ga.)
12	Alex Hemenway	G	6-3.5	195	Jr.	2VL	Newburgh, Ind.	Castle HS
13	David Collins	G	6-4.5	217	+Sr.	TR	Youngstown, Ohio	USF
14	Devin Foster	G	6-2	180	Jr.	HS	Canton, Mass.	Canton HS
15	Jack Nauseef	G	6-1	160	Jr.	HS	Dayton, Ohio	Chaminade Julianne Catholic
24	PJ Hall	F	6-10	240	So.	1VL	Spartanburg, S.C.	Dorman HS
32	Daniel Nauseef	F	6-7	215	Fr.	HS	Dayton, Ohio	Chaminade Julianne Catholic
33	Naz Bohannon	F	6-6	232	+Sr.	TR	Lorain, Ohio	Youngstown State

**Head Coach:** Brad Brownell

**Assistant Coaches:** Antonio Reynolds Dean, Kareem Richardson, Dick Bender

**Director of Basketball Operations:** Matt Bucklin

**Special Assistant to the Head Coach:** Jeff Reynolds

**Strength & Conditioning:** Justin McClelland

**Director of Player Development:** Terrell McIntyre

**Sports Medicine:** Brad Crowe

**Video Coordinator:** Amit Tailor

**Nutritionist:** Michelle Sweeney

**Graduate Manager:** Will Durham

**Undergraduate Managers:** Joel Dance (Head Manager), Conner Pederson, Luke Ferrell, Hayden Johnson, Tyler Pepicilli, Robert Liollo, Andrew Latiff, Stuart Derrick, Cameron White

## PRONUNCIATION GUIDE

Naz Bohannon	<b>NAHZ</b>
Brad Brownell	<b>BROW-nehl</b>
Daniel & Jack Nauseef	<b>NAW-seef</b>
Ian Schieffelin	<b>CHEF-iin</b>

## CLEMSON TIGERS BLUEPRINT

### Via High School Ranks (8)

Josh Beadle (2021 recruiting class)  
 Al-Amir Dawes (2019 recruiting class)  
 Parker Fox (2018 Recruiting Class)  
 PJ Hall (2020 recruiting class)  
 Alex Hemenway (2019 recruiting class)  
 Chase Hunter (2019 recruiting class)  
 Ben Middlebrooks (2021 recruiting class)  
 Ian Schieffelin (2021 recruiting class)  
 Hunter Tyson (2018 recruiting class)

### Via Transfer Portal (3)

Naz Bohannon (2021 transfer from Youngstown State)  
 David Collins (2021 transfer from USF)  
 Nick Honor (2019 transfer from Fordham)

### Via Walk-On (2)

Devin Foster (2019 Recruiting Class - Elevated manager)  
 Daniel Nauseef (2021 Recruiting Class - Elevated manager)  
 Jack Nauseef (2019 Recruiting Class - Elevated manager)



# HEAD COACH BRAD BROWNELL



(Clicking on Coach Brownell's headshot will take you to his online bio)

## CAREER RECORDS

Overall Record: 380-247  
 Conference Games (regular season career): 200-149  
 Non-Conference Games (at Clemson): 109-44  
 ACC Tournament: 5-10  
 NCAA Tournament (career): 3-6  
 Overtime Games (at Clemson): 13-7  
 NIT (career): 4-3

## CAREER RECORDS (ACC PLAY)

Overall Record (Regular Season): 99-108  
 Overall Record (inc. postseason): 104-118  
 ACC Tournament: 5-9

## ALL-TIME WINNINGEST COACHES

1.	<b>Brad Brownell (2010-present)</b>	<b>213-162</b>
2.	Cliff Ellis (1985-94)	177-128
3.	Bill Foster (1975-84)	156-106
4.	Oliver Purnell (2003-10)	138-88
5.	Joe Davis (1932-40)	101-86

## CAREER COACHING RECORDS

Season Victories: 25  
 Cliff Ellis, 1986-87  
 Oliver Purnell, 2006-07  
 Brad Brownell, 2017-18

ACC Season Victories  
 11, Brad Brownell, 2017-18

ACC Home Victories  
 8, Brad Brownell, 2017-18; 2020-21

ACC Regular Season Career Victories  
 99, Brad Brownell (99-108), 2010-21

Overall Wins vs. ACC Teams  
 104, Brad Brownell (104-118), 2010-21

Overall Winning Percentage  
 vs. ACC Teams: .468, Brad Brownell (104-118), 2010-21

Overall ACC Home Winning Percentage  
 .663, Brad Brownell (69-35), 2010-21

## BROWNELL'S YEAR-BY-YEAR HEAD COACHING RECORD

YEAR	SCHOOL	OVERALL	.PCT	CONF.	POSTSEASON
2002-03	UNC Wilmington	24-7	.744	15-3	NCAA, 1st round
2003-04	UNC Wilmington	15-15	.500	9-9	
2004-05	UNC Wilmington	19-10	.655	13-5	
2005-06	UNC Wilmington	25-8	.758	15-3	NCAA, 1st round
2006-07	Wright State	23-10	.697	13-3	NCAA, 1st round
2007-08	Wright State	21-10	.677	12-6	
2008-09	Wright State	20-13	.606	12-6	
2009-10	Wright State	20-12	.625	12-6	
2010-11	Clemson	22-12	.647	9-7	NCAA, 2nd round
2011-12	Clemson	16-15	.516	8-8	
2012-13	Clemson	13-18	.419	5-13	
2013-14	Clemson	23-13	.639	10-8	NIT, Semifinals
2014-15	Clemson	16-15	.516	8-10	
2015-16	Clemson	17-14	.548	10-8	
2016-17	Clemson	17-16	.515	6-12	NIT, 1st Round
2017-18	Clemson	25-10	.714	11-7	NCAA, Sweet 16
2018-19	Clemson	20-14	.588	9-9	NIT, 2nd Round
2019-20	Clemson	16-15	.516	9-11	No Postseason Due to COVID-19
2020-21	Clemson	16-8	.667	10-6	NCAA, 1st Round
2021-22	Clemson	12-12	.500	4-9	

### HEAD COACHING SUMMARY

at UNC Wilmington	83-40	.675	52-20
at Wright State	84-45	.651	49-21
at Clemson	213-162	.568	99-108
<b>TOTALS</b>	<b>380-247</b>	<b>.606</b>	<b>200-149</b>

NOTE: Conference record is regular season only.

## ABOUT BRAD BROWNELL

Born November 15, 1968  
 Hometown Evansville, Indiana  
 High School Harrison High School  
 Degree DePauw University (1991); history  
 Master's University of Indianapolis (1994); history

### FAMILY

Wife Paula  
 Daughter Abby  
 Daughter Kate

### COACHING EXPERIENCE

Years	School, Position
1991-92	Evansville, graduate assistant
1992-94	Indianapolis; assistant coach
1994-2002	UNC Wilmington, assistant coach
2002-06	UNC Wilmington, head coach
2006-10	Wright State, head coach
2010-pres.	Clemson, head coach

### PLAYING EXPERIENCE

Years	Team
1988-91	DePauw University (Ranks seventh in school history in career assists - 332; 15th in steals - 102; 17th in free throw percentage - .782)
1989-90	Season .899 free throw percentage; 132 assists, 47 steals (all top 10 single season; 2nd in FT, 10th in AST, 9th in STL)

### COACHING HONORS

2003	Colonial Athletic Association Coach of the Year
2006	Colonial Athletic Association Coach of the Year
2008	Horizon League Coach of the Year
2018	Sports Illustrated College Basketball Coach of the Year

### COACHING TREE

Zavier Anderson (Assistant coach at Florida International)
Colton Ayers (Assistant coach at Limestone College)
Nick Bowman (Associate head coach at Nicholls State)
Tee Butters (Associate head coach at Charleston Southern)
Kylen Butler (Director of Recruiting at Grand Canyon)
Mark Byington (Head coach at James Madison)
Austin Claunch (Head coach at Nicholls State)
Aaron Coombs (Head coach at Georgia Southwestern State)
Billy Donlon (Head coach at UMKC)
Jimmy Garrity (Head women's coach at Wofford)
Earl Grant (Head coach at Boston College)
Marty McGillan (Assistant coach at Longwood)
Riley McGillan (Assistant coach at Lenoir-Rhyne)
Rick Ray (Assistant coach at Colorado)
Richie Riley (Head coach at South Alabama)
Tanner Smith (Assistant coach at Stephen F. Austin)

### NBA DRAFT PICKS UNDER BROWNELL

2014	K.J. McDaniels, 32nd to Philadelphia
2017	Jaron Blossomgame, 59th to San Antonio

# TEAM NOTES

## SERIES HISTORY VS. NOTRE DAME

- Clemson and Notre Dame will match up for the 10th time in program history.
- The Tigers have split the last four against the Fighting Irish in the series after dropping the first five.
- Clemson dropped a meeting earlier this season to Notre Dame, 72-56.

## NOTRE DAME (2-7)

at Clemson (1-3)  
at Notre Dame (1-4)  
at Neutral Site (0-0)

Year	Rank	Site	W/L	CU	Opp
2013-14		A	L	64	68
2014-15	NR/10	H	L	58	60
2014-15	NR/11	A	L	67	81
2015-16		H	L	83	89
2016-17	NR/21	A	L	70	75
2017-18	20/NR	H	W	67	58
2018-19		A	W	64	62
2019-20		H	L	57	61
2021-22		A	L	56	72

## CLEMSON TO FACE THREE OF TOP EIGHT WINNINGEST PROGRAMS

- Clemson will face North Carolina, Duke and Notre Dame this week at Littlejohn Coliseum. All three programs rank among the top eight winningest programs in the history of Division I college basketball.
- North Carolina ranks third in total victories with 2,311, including a 17-7 record this year. Duke is fourth in total wins with 2,233, including a 19-4 mark this year. The Fighting Irish are eighth with 1,931 wins this year, including a 16-7 record this year.
- By the end of this week Clemson will have played seven games against the top eight winningest programs in college basketball history this season. This week will be the second time Clemson has played Duke and Notre Dame this season. It will be the only meeting between Clemson and North Carolina this year.
- The Tigers have already played Syracuse this year (sixth in total wins) and Temple (fifth in total wins). The Tigers lost to Syracuse on the road, North Carolina at home and defeated Temple. The Owls are 13-8 this year and Clemson's 75-48 win at a neutral site in Charleston was one of the most impressive performances by the Tigers this year.

## WINNINGEST PROGRAMS IN COLLEGE HISTORY

Rk	Team	Yrs	2021-22	Total
1.	Kentucky	119	20-4	2347-732
2.	Kansas	124	19-4	2342-875
3.	North Carolina	112	17-7	2311-836
4.	Duke	117	20-4	2234-908
5.	Temple	126	13-8	1958-1115
6.	Syracuse	121	13-11	1953-943
7.	UCLA	102	17-4	1945-878
8.	Notre Dame	119	17-7	1932-1064
9.	St. John's	115	13-10	1900-1065
10.	Indiana	122	16-7	1885-1083

**BOLD** - Teams that face Clemson this year

## THREE ACC GAMES IN FIVE DAYS

- This week is the first time since Feb. 23-27, 1991 that Clemson will play three ACC games in five days. That year, Clemson played consecutive games on the road at North Carolina (Feb. 23) at Wake Forest (Feb. 24) and at Duke (Feb. 27). Clemson lost all three.
- Clemson last played three games against ACC teams in four days at any point in a season in March of 2008 when the Tigers reached the finals of the ACC Tournament. The Tigers beat Boston College on March 14, defeated seventh-ranked Duke on March 15, then lost to No. 1 North Carolina in the finals on March 16.
- The most brutal road stretch in history might have come Jan. 10-12, 1939. Banks McFadden was the star of the Tigers that year and related the story. The Tigers played at Duke on Jan. 10, 1939, the year before Cameron Indoor Stadium opened, and lost 39-33. The next day Clemson played at NC State and lost, 54-37. The following day,

Jan. 12, Clemson lost at Wake Forest 44-38. McFadden said the games were played Tuesday through Thursday before the second semester began. The team and coaches traveled in four motor pool cars for the entire trip.

- At the end of that streak Clemson had a 2-7 record. The travel schedule was not as hectic the rest of the season and Clemson won 14 of its last 15 and won the Southern Conference Championship.

## CLEMSON BLOWS OUT PITT AT HOME

- Clemson routed Pittsburgh for its ninth-straight victory in the series with a 75-48 win on Jan. 22.
- It was the largest ACC win for the Tigers since Feb. 3, 2019 – a 64-37 win over Wake Forest.
- The 27-point margin was tied for the highest win margin under Head Coach Brad Brownell.
- The last time the Tigers won an ACC game by more than 27 points was a 93-64 win over Maryland on Feb. 17, 2009.
- The 48 points allowed was the lowest total for Pitt in a game since Dec. 6, 2019 against Louisville (46).
- At the time of the game, it was the lowest point total of the season for the Panthers and the largest point differential in a loss this season.
- The Tigers' 27-point victory margin was tied for the eighth-largest in program history in ACC games, and tied for the fifth-largest in an ACC home contest.

## CLEMSON'S BEST ACC VICTORY MARGINS

Date	Opponent	Site	Score	Margin
2-15-1979	Duke	H	100-66	+34
3-14-2008	Boston College	N	82-48	+34
2-14-1999	Florida State	H	78-45	+33
2-7-2008	Virginia	A	82-51	+31
2-15-1998	Florida State	A	78-49	+29
2-17-2009	Maryland	H	93-64	+29
2-28-1999	Georgia Tech	H	92-64	+28
1-9-1965	Virginia	H	99-72	+27
1-6-1986	Wake Forest	H	91-64	+27
2-4-2009	Duke	H	74-47	+27
1-22-2022	Pittsburgh	H	75-48	+27
1-4-1964	Wake Forest	A	87-61	+26
2-12-2000	Florida State	H	84-58	+26
2-25-2006	Virginia	H	90-64	+26
2-14-1973	Wake Forest	H	86-61	+25
2-28-1973	Duke	H	75-50	+25
2-7-1998	Wake Forest	H	71-46	+25
1-12-2011	Georgia Tech	H	87-62	+25

## CLEMSON'S BEST ACC HOME VICTORY MARGINS

Date	Opponent	Site	Score	Margin
2-15-1979	Duke	H	100-66	+34
2-14-1999	Florida State	H	78-45	+33
2-17-2009	Maryland	H	93-64	+29
2-28-1999	Georgia Tech	H	92-64	+28
1-9-1965	Virginia	H	99-72	+27
1-6-1986	Wake Forest	H	91-64	+27
2-4-2009	Duke	H	74-47	+27
1-22-2022	Pittsburgh	H	75-48	+27
2-12-2000	Florida State	H	84-58	+26
2-25-2006	Virginia	H	90-64	+26
2-14-1973	Wake Forest	H	86-61	+25
2-28-1973	Duke	H	75-50	+25
2-7-1998	Wake Forest	H	71-46	+25
1-12-2011	Georgia Tech	H	87-62	+25

## CURRENT BROTHERS AND/OR TWINS PLAYING ON THE SAME TEAM

- With the addition of Dan Nauseef to the active roster, he joined his brother Jack.
- The Nauseefs are one of 22 sets of brothers nationwide to play on the same team.
- They join Trevor and Devin Booker, George and John Coakley, Horace and Harvey Grant, Eddie and George Krajack and Donnie, Richie, Randy and Tom Mahaffey.
- The list below is ordered alphabetically by last name.

Andrew and Alex Anderson, South Alabama (not twins)  
Jimmy and Buddy Boenheim, Syracuse (not twins)

Daniel and Neal Begovich, Stanford (not twins)  
LeDarrius and Ty Brewer, East Tennessee State (not twins)  
Triston and Tyler Broughton, San Diego State (twins)  
Kobe and Kaleb Brown, Missouri (not twins)  
Isaiah and Josh Caldwell, Army-West Point  
Johnny and Jordan Davis, Wisconsin (twins)  
Hassan and Fousseyni Drame, Saint Peter's (twins)  
Tanner and Jacob Groves, Oklahoma (not twins)  
Milos and Veljko Ilic, Loyola-Maryland (twins)  
Makai Ashton-Langford and DeMarr Langford Jr., Boston College (not twins)  
Patrick and Connor McCaffery, Iowa (not twins)  
Trey and Bryce McGowens, Nebraska (not twins)  
Maki and Makhel Mitchell, Rhode Island (twins)  
Keegan and Kris Murray, Iowa (twins)  
Carter and Jake Murphy, Air Force  
**Jack and Dan Nauseef, Clemson (not twins)**  
Azuolas and Tautvilas Tubelis, Arizona (twins)  
Tyler and Tanner Thomas, Sacred Heart (not twins)  
Marcus and Michael Wethers, SMU (twins)  
Lamar and Shamar Wright, SIUE (twins)

## THIRTY ACC ROAD WINS FOR BRAD BROWNELL

- When Clemson won at NC State on Jan. 8, it was the 30th ACC road win of Brad Brownell's Clemson career. The Tigers are 2-2 on the road in ACC games this year. It marks the 11th time in his 12 years he has taken the Tigers to at last two ACC road wins in a season.
- Not a big deal you say? Clemson had at least two ACC road wins in 21 of the 57 ACC seasons before Brownell came to Clemson. Brownell's 30 ACC road wins are 14 more than any other former Clemson coach (Oliver Purnell, 16) and Brownell also has the best winning percentage in Clemson history in ACC road games at .303.
- Overall, Brownell is 98-105 in ACC games and needs just three more conference victories to become the first Clemson coach with 100 ACC victories. His winning percentage of .483 in league games is also best in Clemson history.
- Winning close games has been a key of late. The Tigers are 9-5 in ACC games decided by five points or less over the last three years. That includes the recent 70-65 win at NC State.

## CLEMSON'S WIN AT VIRGINIA

- Clemson won for the first time in 11 tries against Virginia dating back to the 2012-13 season. The Tigers beat Virginia that year 59-44 on Jan. 12, 2013.
- It had been since 2008 since the last Tiger victory on the road in the series. Clemson defeated Virginia 82-51 on Feb. 7, 2008.
- Clemson's 67-50 win at Virginia (Dec. 22) was only the third road victory of 15+ points at Virginia all time in program history.
- It marked the Tigers' 18th road victory in the series in 63 total games.
- The 17-point victory margin at Virginia ties for the 12th-largest victory margin on the road in ACC play in program history.

## CLEMSON'S BEST ROAD ACC VICTORY MARGINS

Date	Opponent	Site	Score	Margin
2-7-2008	Virginia	A	82-51	+31
2-15-1998	Florida State	A	78-49	+29
1-4-1964	Wake Forest	A	87-61	+26
1-21-1981	Georgia Tech	A	72-48	+24
2-6-2019	Georgia Tech	A	65-42	+23
2-24-1961	Virginia	A	85-63	+22
2-24-2021	Wake Forest	A	60-39	+21
2-11-2012	Wake Forest	A	78-58	+20
3-2-1994	NC State	A	82-63	+19
12-21-2008	Miami (Fla.)	A	91-72	+19
2-21-2012	Georgia Tech	A	56-37	+19
2-12-1975	Wake Forest	A	71-54	+17
12-22-2021	Virginia	A	67-50	+17



# TEAM NOTES

## PRONUNCIATION GUIDE

### COACHES

HC Brad Brownell	BROW-nehl
Player Development Terrell McIntyre	TUH-rell
Athletic Trainer Brad Crowe	"Crow"
Video Coordinator Amit Taylor	uh-MEET Taylor

### PLAYERS

Naz Bohannon	NAHZ
Jack and Dan Nauseef	NAW-seef
Ian Schieffelin	CHEF-lin

### HOMETOWNS/HIGH SCHOOLS

Chaminade Julianne Catholic (Jack/Dan Nauseef)	SHAW-min-nod
Oconee High School (Ga.) (Parker Fox)	OH-cone-ee

2-28-1964	NC State	A	66-52	+14
1-14-1967	Virginia	A	*102-88	+14
2-21-1990	Wake Forest	A	89-75	+14

**BOLD** signifies Brad Brownell coached team; \*Overtime

- The 17-point victory margin was also Virginia's largest at home since Feb. 26, 2011 when it lost to Boston College 63-44.
- With the victory, Head Coach Brad Brownell won his 29th road game in ACC regular season play - the most in program history.
- His 30th came on the next road trip - a 70-65 win at NC State.

### CLEMSON HEAD COACH ACC REGULAR SEASON ROAD WINS

Coach	Overall	Home	Away	Neutral
Banks McFadden	1-36	0-18	1-17	0-1
Press Maravich	25-59	17-19	7-30	1-10
Bobby Roberts	41-71	27-21	10-38	4-12
Tates Locke	20-36	17-11	3-25	0-6
Bill Foster	44-74	31-28	13-46	0-0
Cliff Ellis	56-90	42-31	14-59	0-0
Rick Barnes	28-36	19-13	9-23	0-0
Larry Shyatt	20-60	17-23	3-37	0-0
Oliver Purnell	50-62	34-22	16-40	0-0
Brad Brownell	99-108	69-35	30-73	0-0

### CLEMSON PLAYING BACK-TO-BACK GAMES VS. ACC OPPONENTS

- Clemson played Virginia in back-to-back games after Duke postponed due to COVID-19 issues within their program (Dec. 29).
- Only once in program history has Clemson played an ACC opponent in consecutive games in the regular season.
- You have to go all the way back to the program's inaugural season in the ACC in 1953-54. Clemson played Wake Forest on Feb. 6, 1954 and Feb. 9, 1954.
- The Tigers lost both games of the home-and-home series.
- Clemson has played an ACC opponent in back-to-back games three times when you consider the end of the regular season and the first game of the ACC Tournament.
- The Tigers played Florida State back-to-back (March 3, 2001 and March 8, 2001); Georgia Tech (March 2, 1986 and March 7, 1986); Maryland (Feb. 25, 1961 and March 2, 1961).

### TIGERS WON 12 IN A ROW AT LITTLEJOHN

- Clemson's 12-game home winning streak ended with a 75-65 loss to Virginia on Jan. 4.
- That 12-game home winning streak was the longest for the Clemson program since the Tigers had a 15-game home streak between March 1, 2017 and Feb. 18, 2018. Duke broke the streak with a 66-57 win over the Tigers on Feb. 18, 2018.
- The longest home winning streak in Clemson history is a 29-gamer from Jan. 7, 1989 to December 15, 1991. Charlotte ended that 29-game streak with a 108-100 victory.

- Overall, the 12-game winning streak is tied for the eighth longest in school history. Clemson first won at least 12 games in a row at home between Jan. 16, 1951 and December 6, 1952. That was a 15-game streak at Fike Fieldhouse under head coach Banks McFadden.

### CLEMSON'S LONGEST HOME WINNING STREAKS

Streak	First Win	Streak Ended	Length
1-7-89, Maryland, 75-58	12-15-91, Charlotte, 100-108	29	
2-21-79, Duke, 70-49	1-17-81, Maryland, 62-68 (OT)	24	
2-12-06, Maryland, 89-77	1-6-08, UNC, 88-90 (OT)	19	
1-12-08, FSU, 97-85 (2OT)	1-17-09, Wake Forest, 68-78	16	
1-30-85, UNC, 52-50	1-11-86, Virginia, 81-83	16	
3-1-17, NC State, 78-74	2-18-18, Duke, 57-66	15	
1-16-51, Furman, 85-59	12-6-52, Georgia, 55-57	15	
3-2-82, Duke, 93-86	1-21-84, Virginia, 73-74	12	
3-1-95, NC State, 62-45	1-27-96, NC State, 61-64	12	
1-27-21, Louisville, 54-50	1-4-22, Virginia, 65-75	12	

### CLEMSON FROM DOWNTOWN

- One of the reasons for Clemson's success so far this year has been three-point shooting. The Tigers have made 194-of-513 three-point shots so far this year for a 37.8 percentage. If the season ended today that percentage would be the third best in school history and the second best since the first year the three-point goal became a national rule in 1986-87.
- That 1986-87 season Clemson made 44.8 from 3-point range, a figure that led the ACC and is still the league record for a season. That is the only season Clemson has shot over 40.0 percent from 3-point range since that 1986-87 season. (We should note the ACC had a 17 foot-9-inch three-point line in 1982-83 for league games and the Tigers hit .435 of their three-point shots in those league games.)
- Clemson has shot at least 40.0 percent from 3-point range in 13 of the first 24 games and the Tigers have a 9-4 record in those games. The only losses were at Miami when Clemson shot 42.9 from long range in an 80-75 loss, at home against Virginia shooting 45.0 in a 75-65, at Duke shooting 42.3 percent in a 71-69 loss and 42.1 percent in a loss to North Carolina.
- Clemson shot at least 40.0 percent from three-point range in just nine of the 24 games a year ago.
- Clemson is 6-1 this season when it makes 10+ threes.

### CLEMSON'S BEST THREE-POINT PERCENTAGE SEASONS

Year	3FGM-Att	Pct.
1986-87	203-453	.448
1991-92	161-422	.382
2021-22	194-513	.378
2008-09	256-684	.374
2007-08	271-728	.372
2017-18	288-786	.366

### GAMES WITH AT LEAST 40.0 PERCENT 3-POINT SHOOTING

- Below is yearly rundown of games Clemson has shot at least 40 percent on three-point shots, total games played and Clemson's record when shooting at least 40 percent on threes.

### GAMES WITH 40.0 PERCENT 3-POINT SHOOTING

Year	40% Games-Total Games	W-L
1986-87	18-31	16-2
1987-88	8-29	4-4
1988-89	10-30	8-2
1989-90	10-35	8-2
1990-91	8-28	4-4
1991-92	14-28	7-7
1992-93	10-30	8-2
1993-94	13-34	10-3
1994-95	11-28	7-4
1995-96	8-29	5-3
1996-97	6-33	6-0
1997-98	11-32	8-3
1998-99	9-35	4-5

## BRAD BROWNELL VS. 2021-22 OPPONENTS

Opponent	at Clemson	Overall
Boston College	11-4	11-4
Bryant	1-0	1-0
Charleston Southern	2-0	2-0
Drake	1-0	1-0
Duke	3-12	3-12
Florida State	9-16	9-16
Georgia Tech	17-8	17-8
Louisville	4-4	4-4
Miami (Fla.)	8-9	8-9
Miami (Ohio)	1-0	3-2
North Carolina	3-12	3-14
NC State	10-10	10-10
Notre Dame	2-7	2-7
Pittsburgh	9-2	9-2
Presbyterian	4-0	5-0
Rutgers	1-2	1-2
South Carolina	6-5	6-5
St. Bonaventure	0-1	0-1
Syracuse	5-6	5-6
Temple	1-1	1-1
Virginia	3-14	3-14
Virginia Tech	6-10	6-10
Wake Forest	13-2	13-3
West Virginia	0-1	0-1
Wofford	3-0	3-0

## CLEMSON VS. 2021-22 OPPONENTS

Opponent	Overall
Boston College	19-8
Bryant	1-0
Charleston Southern	20-0
Drake	1-0
Duke	32-112
Florida State	35-45
Georgia Tech	74-67
Louisville	4-7
Miami (Fla.)	17-15
Miami (Ohio)	2-0
North Carolina	23-134
NC State	56-105
Notre Dame	2-7
Pittsburgh	9-3
Presbyterian	59-18-1
Rutgers	2-3
South Carolina	80-91
St. Bonaventure	0-1
Syracuse	7-6
Temple	2-3
Virginia	54-79
Virginia Tech	16-22
Wake Forest	65-100
West Virginia	1-4
Wofford	53-16

1999-00	11-30	4-7
2000-01	7-31	2-5
2001-02	9-30	5-4
2002-03	9-28	6-3
2003-04	6-28	4-2
2004-05	7-32	5-2
2005-06	7-32	6-1
2006-07	11-36	8-3
2007-08	12-34	10-2
2008-09	11-32	9-2
2009-10	13-32	12-1

### BROWNELL ERA

2010-11	10-34	6-4
2011-12	12-31	8-4
2012-13	9-31	9-0
2013-14	6-36	4-2
2014-15	3-31	3-0
2015-16	8-31	5-3
2016-17	10-33	7-3

# TEAM NOTES

## LITTLEJOHN COLISEUM

**First Game:** Nov. 30, 1968 (Clemson 76, Georgia Tech 72)  
**Games:** 785  
**Overall Record:** 576-209 (.734)  
**Non-Conference:** 355-44 (.890) | **ACC:** 222-165 (.574)  
**Brownell Era:** 128-47 (.731) | **Non-Con:** 66-12 (.846) | **ACC:** 62-33 (.653)  
**Total Attendance (Avg.):** 6,365,270 (8,109)  
**Total Attendance (Avg. Minus COVID-19):** 6,343,667 (8,207)  
**Most Wins / Season:** 16 (2006-07; 2013-14)

### LITTLEJOHN COLISEUM HOME RECORD

Year	Overall	Pct.	Attn.	Avg.
1968-69	4-7	.364	55,150	5,014
1969-70	6-5	.546	50,877	4,625
1970-71	8-4	.667	63,488	5,291
1971-72	6-4	.600	81,278	8,128
1972-73	9-2	.818	85,750	7,795
1973-74	9-4	.692	103,519	7,963
1974-75	11-1	.917	113,515	9,460
1975-76	8-5	.615	107,220	8,248
1976-77	13-2	.867	134,841	8,883
1977-78	10-5	.667	138,115	9,208
1978-79	13-3	.813	144,535	9,033
1979-80	15-0	1.000	130,900	8,727
1980-81	12-4	.750	145,792	9,112
1981-82	11-5	.688	139,731	8,733
1982-83	9-7	.563	131,063	8,191
1983-84	11-5	.688	129,600	8,100
1984-85	12-4	.750	130,136	8,134
1985-86	14-5	.737	144,699	7,616
1986-87	15-2	.882	142,274	7,328
1987-88	12-4	.750	117,250	7,328
1988-89	13-1	.929	114,123	8,151
1989-90	14-0	1.000	122,540	8,753
1990-91	9-7	.563	121,314	7,582
1991-92	12-4	.750	114,691	7,168
1992-93	11-5	.688	113,803	7,113
1993-94	11-4	.733	108,074	7,205
1994-95	11-5	.688	116,754	7,297
1995-96	14-2	.875	150,037	9,377
1996-97	12-3	.800	147,019	9,801
1997-98	11-3	.786	156,103	11,151
1998-99	12-3	.800	141,728	9,449
1999-00	7-9	.438	142,679	8,918
2000-01	9-7	.563	137,909	8,619
2001-02	8-8	.500	139,954	8,747
2002-03	5-4	.555	80,600	8,956
2003-04	10-6	.625	122,900	7,681
2004-05	10-5	.667	111,886	7,459
2005-06	12-4	.750	106,251	6,641
2006-07	16-4	.800	147,122	7,356
2007-08	14-2	.875	137,739	8,609
2008-09	13-3	.813	135,619	8,476
2009-10	14-2	.875	151,442	9,465
2010-11	15-2	.882	140,920	8,289
2011-12	11-5	.688	125,249	7,828
2012-13	8-7	.533	118,305	7,887
2013-14	16-3	.842	142,231	7,486
2014-15	11-6	.611	129,800	7,635
2015-16	Home games held in Greenville, S.C. due to renovation			
2016-17	11-6	.611	123,442	7,262
2017-18	15-1	.938	123,895	7,743
2018-19	14-5	.737	133,290	7,015
2019-20	11-6	.647	116,139	6,832
2020-21*	11-1	.912	21,613	1,801
2021-22	8-4	.667	80,375	6,698

\* - limited capacity due to COVID-19 regulations and protocols (1,876 max capacity).

### Largest Crowds

Attendance	Date	W/L	Results
13,863	1-9-1980	W	Clemson 87, Duke 82 (OT)
13,136	2-28-1990	W	Clemson 97, Duke 93
12,632	1-29-1977	W	Clemson 93, UNC 73
12,611	1-7-1987	W	Clemson 73, NC State 69
12,267	1-19-1981	L	Virginia 74, Clemson 59
12,258	1-17-1981	L	Maryland 68, Clemson 62 (OT)
12,013	2-24-1990	W	Clemson 69, UNC 61
11,909	1-11-1978	L	Duke 107, Clemson 85
11,800	1-22-1975	W	Clemson 83, Maryland 82
11,800	2-22-1975	W	Clemson 92, NC State 70
11,800	1-24-1976	L	Virginia 69, Clemson 62
11,742	1-23-1988	W	Clemson 69, S. Carolina 65

**Note:** The arena was named for J.C. Littlejohn, a long-time Clemson University employee, for many years the school's business manager.

2017-18	12-35	12-0
2018-19	8-34	6-2
2019-20	5-31	5-0
2020-21	9-24	6-3
2021-22	13-24	9-4

• Entering tonight, Clemson is 80-25 under Brownell when the Tigers make at least 40.0 percent on 3-point shots.

### CLEMSON MAKING DOUBLE-DIGIT THREES

- Clemson finished 13-for-24 from beyond the arc against Miami (Ohio), marking it the fifth time this season they have made 10 or more in a game. The Tigers are 5-0 in those contests.
- The Tigers have made 13 or more threes just 22 times in program history. They are 15-7 overall in those games and have won five in a row in games they have accomplished that feat.

### CLEMSON'S GAMES MAKING 13+ THREES

Date	Site	3FG/A	Pct.	Opponent	W/L	Final
12-14-21	H	13-24	.542	Miami (Ohio)	W	89-76
2-20-20	A	13-22	.590	Pittsburgh	W	72-52
11-7-19	H	14-34	.412	Presbyterian	W	79-45
1-29-19	H	14-27	.519	Pittsburgh	W	82-69
1-30-18	H	15-30	.500	North Carolina	W	82-78
1-22-17	H	13-27	.481	Virginia Tech	L	81-82
12-10-16	H	13-28	.464	Mercer	W	90-47
12-2-15	H	13-29	.448	USC Upstate	W	75-56
11-30-15	A	14-28	.500	Minnesota	L	83-89
11-13-09	H	14-30	.467	Presbyterian	W	84-41
1-29-09	A	14-25	.560	Virginia Tech	W	86-82
2-7-08	A	16-26	.615	Virginia	W	82-51
12-23-07	H	15-27	.556	Western Carolina	W	103-60
3-1-06	A	13-22	.591	Virginia Tech	W	86-81
12-19-05	A	16-28	.571	Puerto Rico-Mayaguez	W	101-60
1-22-05	A	13-30	.433	Virginia	L	79-81
1-20-02	A	15-28	.536	Maryland	L	90-99
1-24-01	H	14-28	.500	Georgia Tech	L	108-111
1-2-01	H	13-29	.448	Maryland	L	92-104
12-27-93	N	15-37	.405	Evansville	L	80-81
12-1-93	A	13-24	.522	Charleston So.	W	120-103
1-26-87	H	13-20	.650	Winthrop	W	96-69

**BOLD** signifies a home game

### CLEMSON'S LAST 12 VS. SEC OPPONENTS

- Clemson has won 11 of its last 13 games against members of the SEC, including a 4-1 mark against in-state rival South Carolina.
- The Tigers won its fourth in five tries against the Gamecocks 70-56 (Dec. 18).

### CLEMSON VS. SEC (LAST 12 GAMES)

Date	Opponent	Site	Score
12-18-21	South Carolina	H	W, 70-56
12-12-20	Alabama	N	W, 64-56
11-25-20	Mississippi State	N	W, 53-42
12-15-19	South Carolina	H	L, 54-67
12-22-18	South Carolina	A	W, 78-68
12-8-18	Mississippi State	N	L, 71-82
11-20-18	Georgia	N	W, 64-49
3-18-18	Auburn	N	W, 84-53
12-19-17	South Carolina	H	W, 64-48
12-16-18	Florida	N	W, 71-69
12-21-17	South Carolina	A	W, 62-60
12-18-17	Alabama	A	W, 67-54
11-11-17	Georgia	H	W, 74-64

### TWICE AS NICE

- Clemson posted two double-doubles in its win over Drake (Dec. 11).
- PJ Hall finished with 22 points and 13 rebounds, while David Collins posted 16 points and 10 boards.
- It was Hall's first double-double of his career and Collins' third and second in the last three contests.
- It marked the first time since Feb. 22, 2020 that multiple Tigers have eclipsed a double-double in the same game.

## TIGERS IN THE NBA

<b>Randy Mahaffey, F</b>	
Kentucky Colonels	1968-69
New York Nets	1969-70
Carolina Cougars	1970-71

<b>Skip Wise, G</b>	
San Antonio Spurs	1975-76

<b>Tree Rollins, C</b>	
Atlanta Hawks	1978-88
Cleveland Cavaliers	1989-90
Detroit Pistons	1990-91
Houston Rockets	1991-93
Orlando Magic	1993-95

<b>Larry Nance, F</b>	
Phoenix Suns	1982-88
Cleveland Cavaliers	1988-94

<b>Horace Grant, F</b>	
Chicago Bulls	1988-94
Orlando Magic	1994-99, 2001-03
Seattle SuperSonics	1999-2000
Los Angeles Lakers	2000-01, 2003-04

<b>Devin Gray, F</b>	
San Antonio Spurs, Sacramento Kings	1996-97
Houston Rockets	1999-2000

<b>Elden Campbell, C</b>	
Los Angeles Lakers	1990-99
Charlotte/New Orleans Hornets	1999-2002
Seattle SuperSonics	2002-03
Detroit Pistons	2003-05

<b>Dale Davis, F</b>	
Indiana Pacers	1991-2000, 2004-05
Portland Trailblazers	2000-04
Golden State Warriors	2004-05
Detroit Pistons	2005-07

<b>Chris Whitney, G</b>	
San Antonio Spurs	1993-95
Washington Wizards	1995-2002, 2003-04
Denver Nuggets	2002-03
Orlando Magic	2002-03

<b>Sharone Wright, C</b>	
Philadelphia 76ers	1994-95
Toronto Raptors	1995-98

<b>Greg Buckner, G</b>	
Dallas Mavericks	1999-2002, 2006-07
Philadelphia 76ers	2002-04
Denver Nuggets	2004-06
Minnesota Timberwolves	2007-08
Memphis Grizzlies	2008-09

<b>Harold Jamison, F</b>	
Miami Heat	1999-2000
Los Angeles Clippers	2001-02

<b>Will Solomon, G</b>	
Memphis Grizzlies	2001-02
Toronto Raptors, Sacramento Kings	2008-09

<b>Trevor Booker, F</b>	
Washington Wizards	2010-14
Utah Jazz	2014-16
Brooklyn Nets	2016-18
Indiana Pacers	2018

<b>K.J. McDaniels, G</b>	
Philadelphia 76ers	2014-15
Houston Rockets	2015-17
Brooklyn Nets	2017
Toronto Raptors	2017

<b>Jaron Blossomgame, F</b>	
Cleveland Cavaliers	2018-19

<b>Donte Grantham, F</b>	
Oklahoma City Thunder	2018-19

# TEAM NOTES

## 1,000 POINT SCORERS

### CLEMSON TIGER BASKETBALL 1,000-POINT CLUB

Rk	Name	Years	GP	Avg	Pts
1.	Elden Campbell*	1986-90	123	15.3	1880
2.	Terrell McIntyre*	1995-99	126	14.6	1839
3.	Butch Zatezalo*	1967-70	75	23.5	1761
4.	Greg Buckner*	1994-98	122	14.4	1754
5.	<b>Jaron Blossomgame</b>	<b>2013-17</b>	<b>128</b>	<b>13.5</b>	<b>1733</b>
6.	Trevor Booker*	2006-10	134	12.9	1725
7.	Horace Grant*	1983-87	122	13.9	1696
8.	K.C. Rivers*	2005-09	134	12.6	1684
9.	Dale Davis*	1987-91	121	13.6	1650
10.	Bill Yarborough*	1952-57	85	18.3	1553
11.	Vincent Hamilton*	1980-85	116	13.2	1530
12.	<b>Marcquise Reed</b>	<b>2016-19</b>	<b>99</b>	<b>15.0</b>	<b>1484</b>
13.	Cliff Hammonds*	2004-08	134	10.9	1465
14.	Tree Rollins*	1973-77	110	13.3	1463
15.	Will Solomon	1998-01	94	15.2	1431
16.	Stan Rome	1974-78	109	12.5	1365
	<b>Demontez Stitt</b>	<b>2007-11</b>	<b>126</b>	<b>10.8</b>	<b>1365</b>
18.	Vince Yockel*	1955-58	74	18.2	1350
19.	Larry Nance*	1977-81	117	11.5	1341
20.	Devin Gray	1991-95	94	14.1	1322
21.	Jim Brennan*	1961-64	76	17.3	1317
22.	Sharonne Wright*	1991-94	92	14.2	1308
23.	Vernon Hamilton	2003-07	127	9.7	1238
24.	Harold Jamison	1995-99	129	9.5	1231
25.	Jim Sutherland*	1964-67	71	17.3	1230
26.	Edward Scott*	1999-03	112	10.9	1226
27.	<b>Andre Young</b>	<b>2008-12</b>	<b>129</b>	<b>9.5</b>	<b>1223</b>
28.	Shawan Robinson	2002-06	120	9.8	1177
29.	Randy Mahaffey*	1964-67	73	16.0	1171
30.	Sharrod Ford	2001-05	118	9.8	1154
	<b>Devin Booker</b>	<b>2009-13</b>	<b>128</b>	<b>9.0</b>	<b>1154</b>
32.	Choppy Patterson*	1959-63	76	14.8	1131
33.	Jerry Pryor	1985-89	123	9.1	1124
34.	<b>Aamir Simms</b>	<b>2017-21</b>	<b>122</b>	<b>9.2</b>	<b>1122</b>
35.	<b>Donte Grantham</b>	<b>2014-18</b>	<b>114</b>	<b>9.6</b>	<b>1100</b>
36.	<b>Shelton Mitchell</b>	<b>2016-19</b>	<b>94</b>	<b>11.6</b>	<b>1084</b>
37.	Billy Williams*	1977-80	85	12.7	1078
38.	Johnny Snee	1948-52	82	13.1	1077
39.	Colon Abraham	1874-78	106	10.0	1061
40.	<b>K.J. McDaniels</b>	<b>2011-14</b>	<b>94</b>	<b>11.0</b>	<b>1035</b>
41.	Richie Mahaffey	1966-70	75	13.6	1019
42.	Derrick Johnson	1975-79	111	9.1	1014

**Note:** Names in bold played for Head Coach Brad Brownell; \* - signifies Clemson Hall of Fame

- Aamir Simms and John Newman III each tallied a double-double in the 82-64 win at Boston College. Simms finished 12 points and 11 rebounds, while Newman totaled 11 points and 10 rebounds.
- It been accomplished eight times since the beginning of the 2010-11 season, including three double-doubles against Duke on Jan. 11, 2014.

### MULTIPLE DOUBLE-DOUBLES SAME GAME (SINCE 2010-11)

Date	Opponent	Players	Pts	Reb	Ast
12-11-21	vs. Drake	PJ Hall	22	13	2
		David Collins	16	10	1
2-22-20	at Boston College	Aamir Simms	12	11	3
		John Newman	11	10	3
3-9-19	Syracuse	Marcquise Reed	24	10	2
		Elijah Thomas	13	11	1
2-21-18	at Virginia Tech	Marcquise Reed	28	10	3
		Elijah Thomas	12	10	1
11-12-17	N.C. A&T	Gabe DeVoe	13	10	5
		Donte Grantham	17	12	2
11-28-14	High Point	Landry Nnoko	10	13	0
		Jaron Blossomgame	14	13	3
1-11-14	Duke	K.J. McDaniels	24	10	0
		Jaron Blossomgame	14	14	1
		Landry Nnoko	10	13	0
2-28-13	North Carolina	Devin Booker	25	11	0
		Milton Jennings	12	10	5

### SIX DOUBLE-DIGIT SCORERS IN THE SAME GAME

- Clemson posted six double-digit scorers against Miami (Ohio) (Dec. 14). It was the first time in nearly three seasons the Tigers accomplished it.

- Alex Hemenway (17), David Collins (14), Hunter Tyson (13), Al-Amir Dawes (13), PJ Hall (13) and Naz Bohannon (10) rounded out the scoring.
- Clemson last accomplished this feat on Nov. 6, 2018 against The Citadel in a 100-80 win.
- Marcquise Reed (20), Shelton Mitchell (16), Aamir Simms (16), Elijah Thomas (15), Clyde Trapp (13) and David Skara (11) rounded out the scoring for the Tigers.

### CLEMSON 4-POINT PLAYS

- Alex Hemenway successfully completed a four-point play against Miami (Ohio) (Dec. 14).
- Hemenway came around a screen and knocked down a triple with contact at the 8:32 mark and made the subsequent free throw.
- It was Clemson's first four-point play since Shelton Mitchell completed one on Feb. 20, 2019 against Florida State. Mitchell did it in the first half at the 6:45 mark.

### CLEMSON TOUGH TO BEAT WHEN ALLOWING 50 OR LESS POINTS

- In Brad Brownell's tenure as head coach at Clemson, the Tigers are a combined 53-2 when they allow 50 or less points to its opponent.
- The Tigers have won their last 32 contests in which they have allowed 50 or less points.
- Clemson routed Pittsburgh 75-48 on Jan. 22 to give Head Coach Brad Brownell his 55th game of allowing 50 points or less to his opponent.
- Clemson added to this total with a dominating 67-50 performance at Virginia (Dec. 22) for its first ACC win of the 2021-22 season.

- Clemson's first in 2021-22 was a 75-48 thrashing of Temple in the quarterfinal round of the Shriners Children's Charleston Classic.
- The third time in ACC play last season and fifth time overall, the Tigers allowed just 39 points in a 60-39 rout of Wake Forest.
- The second time in ACC play in 2020-21 and fourth time overall, the Tigers allowed 50 points or less in 63-50 win over North Carolina.
- The 50 points allowed to the Tar Heels last season was the fewest in the series since 1985 and tied for the fewest allowed since 1940.

- The Tigers also held Louisville to 50 or less in a 54-50 victory over No. 25 Louisville (Jan. 27, 2021).
- For the second time in 2020-21, the Tigers held their opponent to less than 50 points. Clemson held SC State to just 38 points in the Tigers' home opener.

- In the 2020-21 season opener, the Tigers held Mississippi State to just 42 points in an 11-point victory.
- In 2018-19 the Tigers held Jacksonville to just 39 total points (only 11 in the second half) en route to a 68-39 victory last season.
- In just the Tigers' second game of the 2019-20 season, they held Presbyterian to just 45 points, marking the first time this season they have held an opponent under the 50-point threshold.

- Clemson went 4-0 during 2018-19 in such games.
- The Tigers topped Pittsburgh with a 62-48 victory on the road on Feb. 27.
- Clemson rolled Georgia Tech on the road on Feb. 6, 65-42, and clinching the fewest points allowed in consecutive ACC games in Clemson history.
- The Tigers dominated Wake Forest on Feb. 3, 64-37, holding the Demon Deacons to the lowest point total allowed in an ACC game under Brownell.

- The 37 points ties Georgia Tech from a Feb. 21, 2012, 56-37, Tiger victory.
- The 40th win came on Nov. 20 in the Cayman Islands Classic semifinals with a 64-49 win over Georgia.
- The only losses on the record are losses to Virginia (49-47, Feb. 2, 2011) and Miami (45-43, Feb. 17, 2013).

### CLEMSON'S RECORD IN GAMES ALLOWING 50

## CLEMSON BIRTHDAYS

January 22	Naz Bohannon
February 21	PJ Hall
March 1	Ian Schieffelin
March 4	Josh Beadle
April 7	Devin Foster
April 8	Chase Hunter
May 24	Jack Nauseef
May 31	David Collins
June 13	Hunter Tyson
June 17	Alex Hemenway
July 15	Parker Fox
September 28	Al-Amir Dawes
October 3	Nick Honor
October 16	Ben Middlebrooks
November 15	Brad Brownell

### POINTS OR LESS (UNDER BROWNELL)

Year	Record
2010-11	6-1
2011-12	7-0
2012-13	6-1
2013-14	9-0
2014-15	3-0
2015-16	4-0
2016-17	2-0
2017-18	2-0
2018-19	4-0
2019-20	2-0
2020-21	5-0
2021-21	3-0
<b>RECORD</b>	<b>53-2</b>

### SEASON OPENING DOMINANCE

- With a win over Presbyterian on Nov. 9, Clemson has won 36-out-of-37 games to open a season, which dates back to the 1985-86 season.
- Head coach Brad Brownell is 11-1 in season openers at Clemson.

### OVERCOMING 10-POINT DEFICITS

- Clemson has overcome a 10-point or more deficit six times dating back to the beginning of the 2019-20 season.
- The Tigers overcame five 10-point or more deficits in 2019-20.
- Clemson erased an early 11-point deficit in the 2021-22 season opener against Presbyterian to win by the same margin (64-53).
- The Tigers used a 40-21 second half, which also included an 18-2 run to engineer the comeback.

### OVERCOMING 10-POINT DEFICITS (SINCE 2019)

Date	Opponent	Down	Time (Half)	Score	Final
11-9-21	Presbyterian	11	1:16 (1)	19-30	64-53
2-29-20	Florida State	10	19:40 (2)	32-42	70-69
1-28-20	Syracuse	10	16:26 (2)	35-45	71-70
1-21-20	Wake Forest	10	7:38 (1)	17-27	71-68
1-11-20	North Carolina	10	2:08 (2)	58-68	^79-76
11-24-19	TCU	15	7:39 (2)	37-52	^62-60

### CLEMSON HAS OVERCOME HALFTIME DEFICIT 11 TIMES SINCE 2019-20

- Clemson overcame an eight point deficit in the season opener and would go on to beat Presbyterian by 11.
- Clemson overcame a halftime deficit to win five times last season, including in three consecutive games earlier in the year.
- The Tigers trailed Georgia Tech 30-26 at the half before exploding for 48 second-half points and winning the game on a Nick Honor buzzer-beating 3-pointer.
- Clemson trailed Louisville 22-21 on Jan. 27, 2021 and overcame the slim halftime margin to win 54-50.
- The Tigers trailed by seven to NC State at home on Jan. 5, 2021, but were able to overcome the halftime deficit and force overtime.



# TEAM NOTES

- In Clemson's first overtime game this season, the Tigers prevailed 12-8 in the extra period for a 74-70 win.
- Clemson found themselves trailing Miami (Jan. 2, 2021), 34-32 and won the second half by a 34-31 tally for a one-point victory.
- Clemson's first halftime deficit overcome was a 34-29 halftime deficit to defeat Florida State on Dec. 29, 2020. It was Clemson's first victory after trailing at the half this season.
- Last season, the Tigers overcame six games with a halftime deficit and won, which ties the program record.
- The record for halftime deficits overcome for victory is six, and was also previously set in 1989-90 and 2013-14.

## OVERCOMING HALFTIME DEFICITS (2019-20 to Present)

Date	Site	Half	Opponent	Half Margin	Final
11-9-21	H	24-32	Presbyterian	-8	64-53
2-12-21	H	26-30	Georgia Tech	-4	74-72
1-27-21	H	21-22	Louisville	-1	54-50
1-5-21	H	32-39	NC State	-7	74-70 (OT)
1-2-21	A	32-34	Miami (Fla.)	-2	66-65
12-29-20	H	29-34	Florida State	-5	77-67
3-11-20	N	21-23	Miami (Fla.)	-2	69-64
2-29-20	H	32-39	Florida State	-7	70-69
1-28-20	H	33-35	Syracuse	-2	71-70
1-21-20	H	31-37	Wake Forest	-6	71-68
1-11-20	A	29-39	North Carolina	-10	79-76 (OT)
11-24-19	N	23-25	TCU	-2	62-60 (OT)

**BOLD** signifies this current 2021-22 season

## CLEMSON'S TRANSFER PRODUCTION

- Head Coach Brad Brownell added two highly experienced and productive transfers during the offseason.
  - The Tigers welcomed David Collins (South Florida) and Naz Bohannon (Youngstown State) into the fold for the 2021-22 season.
  - Both players have had ultra-impressive careers to this point, combining for 2,776 total points.
  - That point total is ninth-best in the nation for the 2021-22 class of transfers as it pertains to new schools.
- Stats are prior to games played in 2021-22*

## NCAA 2021-22 CLASS (DIVISION I ONLY)

Rk	School	Number of Transfers	Career Points
1.	Arkansas	6	4,125
2.	Florida	4	3,882
3.	SMU	4	3,733
4.	Penn State	4	3,577
5.	Kentucky	4	3,538
6.	Georgia	5	3,354
7.	Utah	6	3,175
8.	Arizona State	3	3,132
9.	<b>Clemson</b>	2	2,776
10.	Washington State	3	2,743
11.	Stony Brook	3	2,497
12.	TCU	7	2,481
13.	USF	7	2,337

## IT'S IN THE CLEMSON FAMILY

- Head Coach Brad Brownell added new staff this season, including Assistant Coach Kareem Richardson and Special Assistant to the Head Coach Jeff Reynolds.
- While Coach Brownell was a graduate assistant at the University of Evansville, he was involved to a degree in the recruitment of current Assistant Coach Kareem Richardson.
- For a recruiting visit, Brownell drove from Evansville to Richardson's house in Rantoul, Ill. He drove him and his family to the airport and then drove back to Evansville.
- Although Richardson began his career at East Carolina, he later transferred to Evansville, at which point Brownell was a member of the coaching staff at UNC Wilmington.
- Brownell jokes now that he finally recruited Coach Richardson when he hired the veteran coach this past summer.
- Coach Reynolds enters his first season at Clemson with four decades of experience at the collegiate level.

- Reynolds will be on staff for Hunter Tyson's senior season, which provides a special overlap for him.
- While the head coach at Wingate University, Reynolds coached Tyson's father, Jonathan.
- Jonathan Tyson was an All-State selection by USA Today in 1997 and posted a then record of 1,650 points at Sun Valley High in Monroe, N.C.
- The elder Tyson was a two-time South Atlantic Conference Second Team selection in 1999-00 and a First Team selection 2000-01.
- During Tyson's player career under Reynolds, Wingate won two conference championships and advanced to the second round of two NCAA Division II Tournaments.
- While Reynolds was an assistant at UNCG in 1995, he recruited the Tigers' second all-time leading scorer and current Director of Player Development Terrell McIntyre. Needless to say, Reynolds is happy to finally be working with McIntyre.
- Current undergraduate manager Conner Pederson is the son of former basketball manager and current Lander women's basketball Head Coach Kevin Pederson.
- Conner is in his sophomore year and second working with the men's program. His sister, Clary, works with the women's program as a freshman.
- Conner's mom, Adair, was as student worker in the sports information office for longtime SID and current basketball radio analyst Tim Bourret. Adair's father, Gary Clary, worked as a student in sports information for legendary SID Bob Bradley.

## CLEMSON CONSISTENTLY EXCEEDING PRESEASON EXPECTATIONS

- The Tigers were picked to finish 11th in the ACC this season, as voted on by selected media members.
- Clemson has exceeded the preseason poll projection eight times in Head Coach Brad Brownell's 11 full seasons leading the program.
- With a 10-6 record last year, Clemson finished the season in a tie for fifth place in the ACC standings entering games. The Tigers were picked 10th in the preseason vote by the Atlantic Coast Conference Media – a five-place improvement over the preseason prediction.
- Brad Brownell's team had the second-best standing relative to its preseason prediction. Only Virginia Tech was better, standing eight spots ahead of its preseason prediction. Virginia Tech was 11th in the preseason media poll and finished in third.
- Brownell's teams have finished equal to or better than its preseason prediction by the ACC media in eight-of-his-previous 11 years. That includes a 10-place improvement in 2017-18 when the Tigers were picked 13th in the preseason and finished third.
- That is the all-time record improvement in ACC history from the preseason to the postseason. That team also reached the Sweet 16 of the NCAA Tournament and Brownell was named the National College Coach of the Year by *Sports Illustrated*.
- As you can see by the chart below, his 2013-14 finished eighth spots ahead of its prediction and the 2015-16 team was five spots better.

## CLEMSON ACC STANDING RELATIVE TO PRESEASON RANKING UNDER HEAD COACH BRAD BROWNELL

Year	Preseason	Final Record	Rank	+/-
2020-21	10th	10-6	5th	+5
2019-20	11th	9-11	8th	+3
2018-19	6th	9-9	9th	-3
2017-18	13th	11-7	3rd	+10
2016-17	11th	6-12	12th	-1
2015-16	12th	10-8	7th	+5
2014-15	11th	8-10	9th	+2
2013-14	14th	10-8	6th	+8
2012-13	8th	5-13	11th	-3
2011-12	7th	8-8	7th	E
2010-11	7th	9-7	4th	+3

**BOLD** signifies years that Clemson finished at least even with preseason rank.

## IN THE RAFTERS: CLEMSON HONORING LITTLEJOHN LEGENDS

- Clemson basketball has a rich history of incredible moments, jaw-dropping plays and legendary players. The basketball programs, IPTAY and the Block C Club have come together to recognize some of the most iconic members of the Clemson Basketball Family by hanging their jerseys from the rafters.
- The inaugural group will be celebrated throughout the 2021-22 campaign. Men's Basketball alumnus Jordan Roper, now a member of the IPTAY staff, spearheaded the initiative.
- The inaugural group of retired jerseys includes: Horace Grant, Trevor Booker, Dale Davis, Elden Campbell, Terrell McIntyre, Tree Rollins, Sharone Wright, Larry Nance, Banks McFadden, Greg Buckner and Jaron Blossomgame.
- The 11 from the men's program have combined for five NBA championships and a Slam Dunk Champion (Horace Grant – Four titles, Elden Campbell – One title, Larry Nance – Slam Dunk Champion). Ten of the members have scored 1,000 points and seven are in the Top 10, including Campbell and McIntyre – the only two members to eclipse 1,800 career points. McIntyre is currently on the men's basketball staff as the director of player development.

## CLEMSON ADDS THREE TO PROGRAM ON NATIONAL SIGNING DAY

- Head Coach Brad Brownell and his staff added three players to the Clemson University men's basketball program. **Chauncey Wiggins** (Covington, Ga./Grayson), **Chauncey Wiggins** (Dallas, Texas/Kimball) and **RJ Godfrey Jr.** (Suwanee, Ga./North Gwinnett) all signed letters of intent to play for the Tigers beginning in 2022-23.
- Wiggins is a 6-9, 205-pound forward from Covington, Ga. and is rated a three-star prospect, according to 247Sports and Rivals. Wiggins averaged 12.1 points, 6.6 rebounds, 2.3 assists, 1.2 steals and 1.8 blocks per game last season for Grayson. He was high school teammates with current Tiger Ian Schieffelin (Loganville, Ga./Grayson).
- Wiggins is ranked as the fourth-best player in the 2022 class from the state of Georgia and is a Top 150 player according to 247Sports.
- Wiggins chose Clemson over NC State, Georgia, South Florida and Maryland.
- Gibson is a 6-5, 190-pound combo guard from Dallas, Texas and is rated as a three-star prospect by 247Sports and Rivals. Gibson averaged 17.6 points, 7.0 rebounds and 5.0 assists per game last season for Kimball High School.
- Gibson is listed as the No. 23 player in the state of Texas by Blue Zurtuche and Texas Basketball Review.
- He chose Clemson over SMU, Old Dominion and Texas Tech.
- Godfrey Jr. is a 6-7, 225-pound forward from Suwanee, Ga. and is rated as a three-star prospect by 247Sports (#130) and Rivals (#135). Godfrey averaged 16.0 points, 9.0 rebounds, 4.0 assists and 3.0 blocks per game last season. He is the rated the No. 5 player in the state of Georgia.
- His father, Randall Godfrey, is an 11-year NFL veteran who played linebacker for the Dallas Cowboys, Tennessee Titans, Seattle Seahawks, San Diego Chargers and the Washington Football Team.
- Godfrey chose Clemson over Ole Miss, Texas Tech, Georgia Tech, Utah and Georgia.

## BRAD BROWNELL WINS 100TH GAME AGAINST ACC OPPONENT

- Head Coach Brad Brownell won his 100th game against an ACC team with a 77-62 win over Pittsburgh (March 6, 2021).

# TEAM NOTES

- That is 41 more wins than the next closest coach in Clemson history. Cliff Ellis had 59 wins in 159 tries from 1985-94.

## CLEMSON WHEN ALLOWING 40 OR LESS POINTS

- Clemson has allowed 40 points or less on 10 occasions during Brownell's tenure as head coach.
- The Tigers have accomplished this feat twice during ACC play, while the other eight contests have been out-of-conference games.
- Clemson notched its first of the 2020-21 season with a 75-38 beating of SC State on Dec. 2.
- The Tigers' second of the 2020-21 season came in dominant fashion on the road at Wake Forest.
- The 39 points surrendered to the Demon Deacons were the second-fewest they have scored at home in the ACC Era (since 1953).

## CLEMSON'S RECORD IN GAMES ALLOWING 40 POINTS OR LESS (UNDER BROWNELL)

Date	Opponent	Site	W/L	Score
Feb. 21, 2021	Wake Forest	A	W	60-39
Dec. 2, 2020	SC State	H	W	75-38
Dec. 20, 2019	Jacksonville	H	W	68-39
Feb. 3, 2018	Wake Forest	H	W	64-37
Nov. 13, 2015	NC Central	H	W	74-40
Dec. 14, 2013	Furman	H	W	71-35
Nov. 29, 2013	Coastal Carolina	H	W	69-40
Nov. 13, 2013	Delaware State	H	W	58-37
Feb. 21, 2012	Georgia Tech	A	W	56-37
Dec. 17, 2011	Winthrop	H	W	60-40
Dec. 17, 2010	Savannah State	H	W	61-40

**RECORD** 11-0

## CLEMSON'S DEFENSE UNDER BROWNELL

- Clemson's defense last season was otherworldly as they utilized their depth to pick teams up in the full court.
- Head Coach Brad Brownell is known for his meticulous tactics defensively, and it's a reason why of all full seasons played during the ACC Era, Brownell's teams are prevalent.
- Seven of his teams are in the Top 10 in Clemson history when it comes to scoring defense.
- Nine of his 10 full seasons are in the Top 20 in Clemson history.
- The scoring defense last season (61.9) finished second in the ACC and 12th in the nation.

## CLEMSON'S TOP SCORING DEFENSIVE SEASONS

Rk	Year	Head Coach	Scoring Defense
1.	2013-14	Brad Brownell	58.4
2.	2012-13	Brad Brownell	60.1
3.	2011-12	Brad Brownell	60.6
4.	2010-11	Brad Brownell	61.4
5.	1996-97	Rick Barnes	61.5
6.	2020-21	Brad Brownell	61.9
7.	2014-15	Brad Brownell	62.2
8.	1994-95	Rick Barnes	62.5
9.	1995-96	Rick Barnes	63.0
10.	2018-19	Brad Brownell	63.9
11.	2019-20	Brad Brownell	64.1
12.	1958-59	Press Maravich	64.2
13.	1999-00	Larry Shyatt	64.4
14.	1998-99	Larry Shyatt	64.4
15.	2015-16	Brad Brownell	64.5
16.	2009-10	Oliver Purnell	64.5
17.	1981-82	Bill Foster	65.2
18.	1997-98	Rick Barnes	65.3
19.	1978-79	Bill Foster	65.6
20.	2006-07	Oliver Purnell	65.7
21.	2017-18	Brad Brownell	65.9

## HOLDING OPPONENTS TO 15 POINTS OR LESS IN A SINGLE HALF (BROWNELL ERA)

Date	Site	Half	Opponent	Points	Final
2-24-21	A	1st	Wake Forest	15	W, 60-39
12-9-20	H	1st	Maryland	15	W, 67-51
2-15-20	H	1st	Louisville	14	W, 77-62

12-20-19	H	2nd	Jacksonville	11	W, 68-39
12-15-15	H	2nd	Presbyterian	15	W, 69-41
11-8-13	H	1st	Stetson	15	W, 71-51
2-14-13	A	1st	Georgia Tech	15	W, 56-53
11-11-11	H	2nd	Gardner-Webb	15	W, 65-44

## \*LIT\*TLEJOHN COLISEUM

- The Tigers are 58-17 (.773) dating back to the beginning of the 2017-18 season on their home floor.
- Since the inception of the newly renovated Littlejohn Coliseum (2016-17 season), the Tigers are 67-23 overall (.744 percent).
- In non-conference regular season games, the Tigers are 33-3 during that span (.917 percent).
- In total non-conference games, including home NIT games, the Tigers are 34-5 (.872 percent).

## CLEMSON SEASON BREAKDOWN BY UNIFORM


- In 2017-18 the Tigers debuted three new jerseys to their arsenal, including a new version of its home white and road orange uniform. They also debuted purple, anthracite and throwback jerseys.
- Clemson wore its 2017-18 home whites the most last season, wearing them for 19-out-of-their-32 regular season games.
- With the exception of one home game in which Clemson wore 1990's throwback home white uniform against Pittsburgh, the Tigers wore its 17-18 home whites on the road in a 14-point win at Ohio State. The Buckeyes wore all red that night.
- They also wore white during their two-point triumphant comeback win over then No. 22-ranked Florida on Dec. 16 in the Orange Bowl Classic.
- 18 of the Tigers' 25 wins in 2017-18 came while wearing their home whites.

## CLEMSON'S RECORD BY UNIFORM (17/18-pres.)

Uniform	Times Worn	Wins	Losses
Home White	78	63	15
Road Orange	51	21	30
90's Throwback Home White	10	4	6
Purple	5	1	4
Anthracite	3	0	3

# 0 JOSH BEADLE

Fr. | Guard | 6-3 | 180  
Columbia, S.C. | Cardinal Newman



» CAREER HIGHS		
Points	--	--
Rebounds	--	--
Assists	--	--
Steals	--	--
FG Made	--	--
3FG Made	--	--
FT Made	--	--
Minutes	--	--

» ABOUT JOSH BEADLE	
Born	March 4, 2003
Hometown	Columbia, S.C.
High School	Cardinal Newman High School
Major	Pre-Business

## » 2021-22 GAME-BY-GAME

OPPONENT	FG	PCT.	3FG	PCT.	FT	PCT.	OR-DR-TOT	PF	A	TO	BLK	STL	PTS	MIN
Presbyterian	DNP													
Wofford	DNP													
Bryant	DNP													
vs. Temple	DNP													
vs. [22] St. Bonaventure	DNP													
West Virginia	DNP													
Charleston Southern	DNP													
at Rutgers	DNP													
at Miami	DNP													
vs. Drake	DNP													
Miami (Oh.)	DNP													
South Carolina	DNP													
at Virginia	DNP													
Duke	PPD.													
Virginia	DNP													
at NC State	DNP													
at Notre Dame	DNP													
Boston College	DNP													
at Syracuse	DNP													
Pittsburgh	DNP													
[9] at Duke	DNP													
Florida State	DNP													
at Georgia Tech	DNP													
North Carolina	DNP													
[7] Duke	DNP													
Notre Dame														
at Florida State														
at Louisville														
Wake Forest														
at Boston College														
Georgia Tech														
Virginia Tech														

\* - Game Started; [] AP Ranking

## » NOTES

### BEADLE TO REDSHIRT 2021-22 SEASON

- It was announced on Monday, Nov. 15 that freshman Josh Beadle would redshirt the current season.

### BEFORE CLEMSON

- Rated as a three-star prospect, according to 247Sports and Rivals.
- Beadle averaged 16.9 points, 6.2 rebounds, 3.8 assists and 1.4 steals per game last season for Cardinal Newman.
- Beadle won back-to-back SCISA Class 3A championships at Cardinal Newman and led the team in scoring last season. Beadle eclipsed the 1,000-point mark for his career.
- Over the last three seasons, Beadle has shot better than 50.0 percent from the floor, including 40.0 percent from three and over 70.0 percent from the free throw line. He is a three-time All-Region and All-State player, while also being named to several All-Tournament teams and earning multiple All-Star selections.
- Beadle chose Clemson over Wake Forest and VCU.


*“Josh is a combo guard with speed and athleticism who can affect the game in both the full and half court. Josh has very good basketball instincts which allow him to make plays for himself and others. I love to add guys to our program who are winners and Josh has won back-to-back state titles at Cardinal Newman. He’s an impressive young man, serving as his senior class president in high school. We expect Josh to have a prominent leadership role in our program.”*

## » CAREER STATS

Year	GP	GS	Min.	Field Goals			3-PT			FT	FTA	Pct.	Rebounds				PF	DQ	A	TO	Blk	Stl	Pts.	Avg.
				FG	FGA	Pct.	FG	FGA	Pct.				OR	DR	TOT	Avg.								
2021-22																								
TOTAL																								



# 1 IAN SCHIEFFELIN



Fr. | Forward | 6-7 | 225  
Loganville, Ga. | Grayson

» CAREER HIGHS			
Points	12	vs. North Carolina	2/8/22
Rebounds	10	vs. Duke	2/10/22
Offensive Rebounds	2	2x, last vs. Charleston Southern	11/26/21
Assists	3	vs. Duke	2/10/22
Steals	1	2x, last vs. Temple	11/18/21
Blocks	1	2x, last at Georgia Tech	2/5/22
FG Made	4	vs. North Carolina	2/8/22
3FG Made	1	4x, last vs. North Carolina	2/8/22
FT Made	3	vs. North Carolina	2/8/22
Minutes	27	vs. Duke	2/10/22

» ABOUT IAN SCHIEFFELIN	
<b>Born</b>	March 1, 2003
<b>Hometown</b>	Loganville, Ga.
<b>High School</b>	Grayson High School
<b>Major</b>	Pre-Business
<b>Fun Fact</b>	Played high school basketball with 2022 Clemson signee Chauncey Wiggins

## » 2021-22 GAME-BY-GAME

OPPONENT	FG	PCT.	3FG	PCT.	FT	PCT.	OR-DR-TOT	PF	A	TO	BLK	STL	PTS	MIN
Presbyterian	0-0	.000	0-0	.000	0-0	.000	0-1-1	2	0	1	0	0	0	4
Wofford	0-1	.000	0-0	.000	2-3	.667	1-1-2	2	0	0	0	0	2	7
Bryant	3-3	1.000	0-0	.000	0-2	.000	2-2-4	1	1	0	0	1	6	15
vs. Temple	2-4	.500	1-1	1.000	0-0	.000	0-1-1	1	0	0	0	1	5	9
vs. [22] St. Bonaventure	1-1	1.000	1-1	1.000	1-1	1.000	0-1-1	1	0	0	0	0	3	6
West Virginia	0-0	.000	0-0	.000	0-0	.000	0-0-0	0	0	0	0	0	0	3
Charleston Southern	1-2	.500	1-2	.500	0-0	.000	2-2-4	0	1	1	0	0	3	14
at Rutgers	1-2	.500	0-0	.000	1-2	.500	1-0-1	2	0	0	0	0	3	6
at Miami	DNP													
vs. Drake	DNP													
Miami (Oh.)	1-2	.500	0-0	.000	0-0	.000	1-0-1	1	0	1	0	1	2	4
South Carolina	0-0	.000	0-0	.000	2-2	1.000	0-0-0	1	1	0	0	0	2	6
at Virginia	3-4	.750	0-1	.000	0-0	.000	0-1-1	4	1	0	0	0	6	8
Duke	PPD.													
Virginia	0-1	.000	0-0	.000	1-2	.500	0-0-0	1	1	0	0	0	1	7
at NC State	0-1	.000	0-0	.000	0-0	.000	0-0-0	1	0	0	0	0	0	2
at Notre Dame	0-1	.000	0-0	.000	0-0	.000	1-3-4	2	3	0	0	0	0	10
Boston College	0-1	.000	0-1	.000	0-0	.000	0-1-1	1	2	0	0	0	0	6
at Syracuse	1-2	.500	0-0	.000	0-0	.000	0-2-2	0	2	1	0	0	2	10
Pittsburgh	0-0	.000	0-0	.000	0-0	.000	2-0-2	1	0	0	0	0	0	5
[9] at Duke	DNP													
Florida State	0-2	.000	0-0	.000	0-0	.000	2-3-5	1	0	1	1	0	0	10
at Georgia Tech	2-5	.400	0-1	.000	0-0	.000	1-2-3	1	0	0	1	0	4	13
North Carolina	4-6	.667	1-1	1.000	3-3	1.000	1-1-2	2	1	0	0	0	12	18
* [7] Duke	1-3	.333	0-2	.000	3-4	.750	1-9-10	3	3	1	1	0	5	27
Notre Dame														
at Florida State														
at Louisville														
Wake Forest														
at Boston College														
Georgia Tech														
Virginia Tech														

\* - Game Started; [] AP Ranking

## » NOTES

- ### CHEF'S CAREER NIGHT VS. UNC
- Ian Schieffelin set a new career-best with 12 points on 4-for-6 shooting. His four made field goals were a career-high.
  - He tied his career high with one made 3-pointer and one assist, while setting a career mark with three made free throws against the Tar Heels.

- ### EFFICIENT OUTING AT VIRGINIA
- Ian Schieffelin tied his career-high with six points on 3-for-4 shooting in a win over Virginia (Dec. 22).
  - Schieffelin played eight minutes and score six points, grabbed one rebound and dished one assist.

- ### CHEF BREAKS OUT VS. BRYANT
- Ian Schieffelin broke out against Bryant on Nov. 15. Schieffelin scored six points and was a perfect 3-for-3 from the field.
  - The freshman also posted a season-high four rebounds, including two on the offensive glass.
  - He added an assist and a steal against the Bulldogs.

- ### BEFORE CLEMSON
- Rated as a three-star prospect, according to 247Sports and Rivals.
  - Schieffelin averaged 12.0 points, 12.0 rebounds and 3.0 blocks per game last season for Grayson, a top-ranked program in Georgia. Last year they finished ranked 10th in the country and were No. 1 among public schools.
  - As a sophomore, Schieffelin averaged 10.1 points, 7.7 rebounds and 1.0 block per game, while helping lead Grayson to a 25-4 record and a Region 8-AAAAAAA championship.
  - Schieffelin chose Clemson over Virginia Tech and Dayton.

*"Ian is a versatile front court player who impressed our coaching staff with his toughness and competitive spirit. He is an outstanding passer and rebounder who can play well both in the post and on the perimeter. Ian was a talented multi-sport athlete when he was younger, but his focus on basketball has grown his game tremendously, showing an exceptional AAU season this past spring."*

## » CAREER STATS

Year	GP	GS	Min.	Field Goals			3-PT			FT			Rebounds				PF	DQ	A	TO	Blk	Stl	Pts.	Avg.
				FG	FGA	Pct.	FG	FGA	Pct.	FT	FTA	Pct.	OR	DR	TOT	Avg.								
2021-22	21	1	192	20	41	.488	4	10	.400	12	18	.667	15	30	45	2.1	28	0	16	6	3	3	56	2.7
<b>TOTAL</b>	<b>21</b>	<b>1</b>	<b>192</b>	<b>20</b>	<b>41</b>	<b>.488</b>	<b>4</b>	<b>10</b>	<b>.400</b>	<b>12</b>	<b>18</b>	<b>.667</b>	<b>15</b>	<b>30</b>	<b>45</b>	<b>2.1</b>	<b>28</b>	<b>0</b>	<b>16</b>	<b>6</b>	<b>3</b>	<b>3</b>	<b>56</b>	<b>2.7</b>

# 2 AL-AMIR DAWES

Jr. | Guard | 6-2 | 182

Newark, N.J. | The Patrick School



## » CAREER HIGHS

Points	22	at Boston College	2/22/20
Rebounds	8	vs. Virginia	2/5/20
Assists	6	2x, last vs. Colorado	11/26/19
Steals	3	4x, last at NC State	1/8/22
FG Made	8	at Boston College	2/22/20
3FG Made	6	2x, last at Georgia Tech	2/5/22
FT Made	9	vs. NC State	1/4/20
Minutes	38	vs. St. Bonaventure	11/19/21

## » ABOUT AL-AMIR DAWES

**Born** September 28, 2001  
**Hometown** Newark, N.J.  
**High School** The Patrick School  
**Major Communications**  
 » ESPN Top 100 Prospect, 247Sports Top 150 Prospect, Rivals Top 150 Prospect.  
 » Chose Clemson over Providence, Seton Hall, St. John's and UCONN.

## » 2021-22 GAME-BY-GAME

OPPONENT	FG	PCT.	3FG	PCT.	FT	PCT.	OR-DR-TOT	PF	A	TO	BLK	STL	PTS	MIN
* Presbyterian	7-16	.438	4-9	.444	3-3	1.000	0-0-0	0	2	3	0	1	21	36
* Wofford	3-6	.500	3-5	.600	4-5	.800	0-5-5	3	1	3	0	0	13	25
* Bryant	3-5	.600	3-5	.600	2-2	1.000	0-5-5	0	0	1	0	1	11	29
* vs. Temple	1-4	.250	1-3	.333	0-0	.000	0-4-4	1	3	3	0	0	3	29
* vs. [22] St. Bonaventure	2-11	.182	2-7	.286	0-0	.000	1-6-7	2	2	1	0	1	6	38
* West Virginia	6-9	.667	3-5	.600	3-4	.750	0-5-5	1	2	6	0	2	18	35
* Charleston Southern	6-8	.750	3-5	.600	1-1	1.000	1-6-7	2	2	1	0	0	16	28
* at Rutgers	2-7	.286	2-4	.500	0-0	.000	0-3-3	0	1	2	0	0	6	34
* at Miami	2-5	.400	2-4	.500	0-0	.000	0-1-1	2	4	3	0	0	6	24
* vs. Drake	5-12	.417	3-7	.429	6-7	.857	0-0-0	1	5	0	0	1	19	35
* Miami (Oh.)	5-12	.417	3-6	.500	0-0	.000	1-1-2	2	3	1	1	1	13	36
* South Carolina	2-12	.167	1-9	.111	3-4	.750	0-3-3	2	3	1	0	1	8	23
* at Virginia	3-13	.231	2-9	.222	0-0	.000	0-3-3	1	1	1	0	2	8	35
Duke	PPD.													
* Virginia	3-6	.500	2-5	.400	0-0	.000	0-0-0	2	1	2	0	0	8	35
* at NC State	6-10	.600	2-2	1.000	2-2	1.000	0-5-5	1	2	2	0	3	16	37
* at Notre Dame	2-11	.182	2-10	.200	0-0	.000	0-2-2	1	2	1	0	0	6	29
* Boston College	7-12	.583	3-7	.429	0-0	.000	0-2-2	0	0	2	0	1	17	34
* at Syracuse	2-7	.286	2-7	.286	0-0	.000	0-0-0	2	5	1	0	1	6	20
* Pittsburgh	6-9	.667	5-8	.625	2-2	1.000	0-4-4	3	3	1	0	1	19	25
* [9] at Duke	2-5	.400	2-4	.500	0-0	.000	0-0-0	1	5	1	0	2	6	24
* Florida State	2-9	.222	0-6	.000	0-0	.000	0-3-3	1	3	3	0	3	4	27
* at Georgia Tech	6-11	.545	6-10	.600	0-0	.000	0-2-2	2	2	4	0	2	18	28
* North Carolina	3-6	.500	2-4	.500	2-2	1.000	0-2-2	2	3	1	0	1	10	34
* [7] Duke	1-7	.143	1-4	.250	4-5	.800	0-4-4	0	4	0	0	0	7	33
Notre Dame														
at Florida State														
at Louisville														
Wake Forest														
at Boston College														
Georgia Tech														
Virginia Tech														

\* - Game Started; [] AP Ranking

## » NOTES

### HOT START TO THE 21-22 CAMPAIGN

- Al-Amir Dawes scored 21 points in Clemson's season opening win against Presbyterian and followed it up with 13 points against Wofford.
- Dawes finished 7-of-16 from the floor, including four threes and a perfect 3-for-3 from the foul line against the Blue Hose.
- It marked his third 20-point game of his career and just one point shy of matching his career-high.
- In two-plus seasons, Dawes has now posted 34 double-digit scoring games.

### TWENTY OFF THE BENCH

- Al-Amir Dawes scored a season-best 21 points off the bench in a win over Pittsburgh (March 6, 2021).
- It marked the first time a Tiger scored 20 off the bench since Hunter Tyson scored a then-career-high 20 points in an 87-65 victory over Detroit Mercy (Nov. 17, 2019).
- Prior to Tyson, Marcquise Reed returned from a knee injury and scored 20 in a brace in a win at South Carolina (Dec. 22, 2018).

### DAWES OVER HIS LAST FIVE IN 20-21

- Al-Amir Dawes lit it up over his last five contests of the 2020-21 season heading into the NCAA Tournament, averaging 13.0 points, 2.6 assists and 2.0 rebounds per game.
- Dawes was shooting 62.2 percent (23-37) from the field and an ultra-impressive 63.6 percent (14-22) from three over that stretch.
- Dawes tallied a season-high 21 points in a win over Pittsburgh to finish the regular season.
- It marked his second career 20-point game and third-straight in double-figures.
- The seven made field goals, five made threes and five assists against Pitt were all season highs.

### DAWES LIGHTS IT UP AGAINST MIAMI

- Al-Amir Dawes scored a season-high 19 points on an extremely efficient 7-for-9 from the floor, including a perfect 4-for-4 from three point range.
- Dawes shared the team-lead in points with Aamir Simms, while tying a career-high in steals with three.

### DAWES PICKING UP WHERE HE LEFT OFF

- Sophomore Al-Amir Dawes got off to a quick start for the Tigers this season, scoring in double-figures in six of the team's first seven contests.
- Dawes scored in double figures in five consecutive games earlier this season, including a season-high 18

## » CAREER STATS

Year	GP	GS	Min.	Field Goals			3-PT			FT	FTA	Pct.	Rebounds			PF	DQ	A	TO	Blk	Stl	Pts.	Avg.	
				FG	FGA	Pct.	FG	FGA	Pct.				OR	DR	TOT									Avg.
2019-20	31	26	926	93	244	.381	48	151	.318	45	57	.789	6	81	87	2.8	55	1	76	78	1	30	279	9.0
2020-21	24	15	612	75	178	.421	43	109	.394	23	31	.742	9	40	49	2.0	27	0	45	39	4	21	216	9.0
2021-22	24	24	736	87	213	.408	59	145	.407	32	37	.865	3	66	69	2.9	32	0	59	44	1	24	265	11.0
<b>TOTAL</b>	<b>79</b>	<b>65</b>	<b>2274</b>	<b>255</b>	<b>635</b>	<b>.402</b>	<b>150</b>	<b>405</b>	<b>.370</b>	<b>100</b>	<b>125</b>	<b>.800</b>	<b>18</b>	<b>187</b>	<b>205</b>	<b>2.6</b>	<b>114</b>	<b>1</b>	<b>180</b>	<b>161</b>	<b>6</b>	<b>75</b>	<b>760</b>	<b>9.6</b>

## » DAWES NOTES

points at Virginia Tech (Dec. 15, 2020).

- After starting the season 4-for-19 from 3-point range, Dawes went 12-for-26 over three contests (.462) vs. Virginia Tech, Morehead State and Florida State.

### DAWES' HOT STREAK IN 19-20

- Dawes had 18 points, including the game-winner with one second left in Clemson's 70-69 win over Florida State.
- Clemson has won five-of-the-last-six games and Dawes led the Tigers in scoring in four of those contests.
- Over those five games, Dawes has averaged 15.0 points, shot 26-53 from the field (.491), 14-of-33 on his three-point attempts (.424) and made 75.0 percent from the line (9-12). He has added 16 assists and seven steals.
- Dawes scored 18 points at Pittsburgh (including 17 in the second half), a game he made 4-of-7 three-point shots and had a career high 22 at Boston College, where he made 6-10 three-point shots.

### LEADING IN VICTORY

- Al-Amir Dawes, an All-Freshman candidate in the ACC, scored a career-high 22 points in a rout of Boston College (Feb. 22).
- Dawes finished 8-for-12 from the floor. The eight made field goals are a new career-best.
- Dawes also set a new career-best with six made 3-pointers (6-for-10).
- His career offensive performance came in a season-tying-high 37 minutes.

### FUELING VICTORY

- Al-Amir Dawes, an All-Freshman candidate in the ACC last season, scored 17 of his 18 points in the second half to help fuel the Tigers to a 20-point road victory at Pittsburgh.
- Dawes scored nine double-digit point games this season.
- He netted a career-best four 3-pointers against the Panthers, finishing 4-of-7 from behind the arc.
- Overall for the game, Dawes was 5-for-9 from the floor and 4-for-6 from the foul line.
- Dawes' five assists was tied for his second most in a game this season.

### CAREER NIGHT REBOUNDING

- Al-Amir Dawes grabbed a season-high eight rebounds in the Tigers' loss to Virginia (Feb. 5).
- The eight rebounds marked the most the freshman guard has corralled this season.
- He had previously collected six boards on two occasions against Virginia Tech and Yale.

### DAWES' PERFORMANCE VS. ALABAMA A&M

- Al-Amir Dawes enjoyed a seasons-best game against Alabama A&M this season (Nov. 21).
- Dawes scored a season-high 19 points on a season-high seven made field goals.

### BEFORE CLEMSON

- Comes to Clemson as a four-star prospect according to both ESPN and 247Sports. ESPN ranks Dawes No. 95 in its Top 100 for the 2019 signing class.
- He is rated the fifth-best prospect in New Jersey, 15th nationally at the point guard position and 24th overall on the east coast.
- Averaged 15.5 points, 4.3 assists, 3.1 rebounds and 2.1 steals per game on the NIKE EYBL Circuit en route to third-team honors – earning Top 15 recognition.
- Chose Clemson over Providence, Seton Hall, St. John's and UCONN.

### HIGH SCHOOL ACCOLADES

- ESPN Top 100 Prospect
- 247Sports Top 150 Prospect
- Rivals Top 150 Prospect
- Finished Top 15 at NPBA Camp
- Finished Top 3 at Chris Paul's CP3 Camp

- Made Third-Team overall on the Nike EYBL Circuit (meaning he finished Top 15 on the Nike Circuit)



# 3 CHASE HUNTER



RSo. | Guard | 6-3.5 | 204  
Atlanta, Ga. | Westlake

» CAREER HIGH			
Points	15	at Miami	12/4/21
Rebounds	7	vs. Duke	1/25/22
Assists	5	2x, last at Georgia Tech	2/5/22
Steals	3	vs. Florida State	1/23/21
FG Made	5	4x, last vs. Duke	2/10/22
3FG Made	3	2x, last at Miami	12/4/21
FT Made	4	2x, last vs. Florida State	2/2/22
Minutes	34	at Georgia Tech	2/5/22

» ABOUT CHASE HUNTER	
<b>Born</b>	April 8, 2001
<b>Hometown</b>	Atlanta, Ga.
<b>High School</b>	Westlake
<b>Major Parks, Recreation, Tourism Management</b>	
» 247Sports Top 100 Prospect, ranked No. 4 player in the state of Georgia, ranked No. 14 combo guard in the country according to 247Sports.	
» Chose Clemson over Georgia, Virginia, Oklahoma and Michigan State.	

## » 2021-22 GAME-BY-GAME

OPPONENT	FG	PCT.	3FG	PCT.	FT	PCT.	OR-DR-TOT	PF	A	TO	BLK	STL	PTS	MIN
Presbyterian	1-3	.333	0-0	.000	3-4	.750	0-1-1	2	1	0	0	0	5	13
Wofford	0-3	.000	0-2	.000	2-2	1.000	3-0-3	0	1	0	1	0	2	18
Bryant	2-5	.400	0-1	.000	3-4	.750	0-3-3	2	3	0	0	0	7	21
vs. Temple	3-8	.375	0-2	.000	0-0	.000	1-1-2	3	3	2	0	1	6	22
* vs. [22] St. Bonaventure	0-4	.000	0-0	.000	0-0	.000	0-0-0	0	1	0	0	1	0	8
West Virginia	0-1	.000	0-1	.000	1-2	.500	0-2-2	1	1	1	0	0	1	19
Charleston Southern	1-6	.167	0-1	.000	0-0	.000	0-2-2	0	1	2	0	1	2	19
at Rutgers	1-1	1.000	0-0	.000	0-0	.000	1-3-4	2	1	0	0	1	2	14
at Miami	5-7	.714	3-4	.750	2-2	1.000	0-2-2	4	0	0	0	0	15	23
vs. Drake	1-2	.500	0-1	.000	0-0	.000	0-0-0	0	1	0	0	1	2	14
Miami (Oh.)	0-1	.000	0-1	.000	0-0	.000	0-0-0	0	0	1	0	0	0	6
South Carolina	1-2	.500	0-0	.000	1-2	.500	2-3-5	0	0	1	1	0	3	13
at Virginia	0-1	.000	0-1	.000	0-0	.000	0-1-1	1	1	0	0	0	0	11
Duke	PPD.													
Virginia	0-2	.000	0-1	.000	0-0	.000	0-0-0	2	0	0	0	1	0	14
at NC State	3-3	1.000	1-1	1.000	0-0	.000	0-1-1	2	0	1	0	0	7	14
at Notre Dame	3-5	.600	1-2	.500	0-0	.000	2-1-3	4	0	1	1	1	7	22
Boston College	1-3	.333	0-0	.000	0-0	.000	0-1-1	1	0	0	0	0	2	13
at Syracuse	4-8	.500	3-7	.429	0-0	.000	0-2-2	4	3	1	0	0	11	25
* Pittsburgh	4-5	.800	1-1	1.000	4-4	1.000	0-5-5	2	3	0	1	0	13	31
* [9] at Duke	5-10	.500	2-2	1.000	0-0	.000	2-5-7	2	5	1	0	0	12	27
* Florida State	4-6	.667	0-0	.000	4-7	.571	0-2-2	2	0	2	0	0	12	24
* at Georgia Tech	1-7	.143	0-3	.000	2-2	1.000	1-4-5	1	5	3	0	1	4	34
* North Carolina	2-5	.400	0-1	.000	1-2	.500	2-4-6	1	3	3	0	0	5	34
* [7] Duke	5-8	.625	1-2	.500	2-2	1.000	0-4-4	1	2	0	0	1	13	32
Notre Dame														
at Florida State														
at Louisville														
Wake Forest														
at Boston College														
Georgia Tech														
Virginia Tech														

\* - Game Started; [] AP Ranking

## » NOTES

### HUNTER'S 7-GAME STRETCH (JAN. 4 - FEB. 2)

- Chase Hunter provided a consistent spark off the Tiger bench over seven contests, which included three starts.
- Hunter was 19-for-30 from the floor (62.5 percent), 6-for-11 from three (54.5 percent), averaged 9.1 points and 3.0 rebounds.
- Hunter scored his fifth double-figure scoring game of the season against Florida State (Feb. 2) with 12 points.

### CAREER DAY ON SOUTH BEACH

- Chase Hunter scored a career-high 15 points on 5-of-7 shooting against the Hurricanes. Hunter also tied his career-best with three 3-pointers.
- The 15 points scored were the most since his freshman season when he scored 13 against Presbyterian (Nov. 7, 2019).

### CAREER HIGH STEALS

- Chase Hunter scored nine points in 16 minutes of action against Florida State (Jan. 23, 2021). He also snagged a career-high three steals in the process.
- He topped his previous season-highs (which also came earlier against FSU), with four field goals and nine points.

### HUNTER SUFFERED FOOT INJURY

- Suffered a foot injury earlier in his freshman season that forced him to miss 19 total games.
- Played in two games over that stretch, but made his return on Jan. 18, 2020 at NC State, playing also against Wake Forest and at Louisville.

### BEFORE CLEMSON

- Comes to Clemson as a four-star prospect and No. 98 overall in 247Sports' Top 100 for the 2019 class.
- 247Sports ranks Hunter as the No. 4 player in the state of Georgia and the No. 14 combo guard in the country.
- Averaged 15.6 points, 4.1 rebounds, 2.3 assists and 1.8 steals per game as a junior.
- Scored in double-figures in 17-of-22 games and scored more than 20 points on eight occasions, including at least 30 points twice.
- On the Under Armour circuit, Hunter averaged 14.0 points, 2.7 assists, 2.5 rebounds and 1.5 steals per game.
- Hunter chose Clemson over Georgia, Virginia, Oklahoma and Michigan State.


### HIGH SCHOOL ACCOLADES

- 247Sports Top 100 Prospect
- Ranked No. 4 player in the state of Georgia
- Ranked No. 14 combo guard in the country according to 247Sports

## » CAREER STATS

Year	GP	GS	Min.	Field Goals			3-PT			Rebounds			PF	DQ	A	TO	Blk	Stl	Pts.	Avg.				
				FG	FGA	Pct.	FG	FGA	Pct.	OR	DR	TOT									Avg.			
2019-20	9	4	175	17	45	.378	7	23	.304	7	11	.636	1	8	9	1.0	17	0	14	12	0	7	48	5.3
2020-21	24	4	337	28	90	.311	5	35	.143	8	12	.667	6	23	29	1.2	27	0	22	19	3	10	69	2.9
2021-22	24	6	473	47	106	.443	12	34	.353	25	33	.758	14	47	61	2.5	37	0	35	19	4	9	131	5.5
<b>TOTAL</b>	<b>57</b>	<b>14</b>	<b>985</b>	<b>92</b>	<b>241</b>	<b>.382</b>	<b>24</b>	<b>92</b>	<b>.261</b>	<b>40</b>	<b>56</b>	<b>.714</b>	<b>21</b>	<b>78</b>	<b>99</b>	<b>1.7</b>	<b>81</b>	<b>0</b>	<b>71</b>	<b>50</b>	<b>7</b>	<b>26</b>	<b>248</b>	<b>4.4</b>

# 4 NICK HONOR



RSo. | Guard | 5-10 | 195  
Orlando, Fla. | Fordham

## » CAREER HIGHS

Points	30	at Maine	12/4/18
Rebounds	6	vs. George Washington	3/6/19
Assists	7	2x last vs. Charleston Southern	11/26/21
Steals	4	2x, last at Miami	1/2/21
FG Made	9	vs. Florida International	11/16/18
3FG Made	6	vs. St. Bonaventure	1/12/19
FT Made	7	vs. Florida International	11/16/18
Minutes	42	at Rhode Island	2/16/19

## » ABOUT NICK HONOR

**Born** October 8, 2000  
**Hometown** Orlando, Fla.  
**High School** Lake Highland  
**Major Communications**  
 » Committed to make 300 shots daily while sitting out during 2019-20 to stay sharp and get better.  
 » Father, Al Honor, was recently named to the "Top 100 Influential People" list in Women's College Basketball by Silver Waves Media.  
 » Graduated Clemson on Dec. 16, 2021.

## » 2021-22 GAME-BY-GAME

OPPONENT	FG	PCT.	3FG	PCT.	FT	PCT.	OR-DR-TOT	PF	A	TO	BLK	STL	PTS	MIN
* Presbyterian	1-5	.200	0-2	.000	0-0	.000	1-1-2	0	4	1	0	0	2	17
* Wofford	4-10	.400	1-3	.333	2-3	.667	0-2-2	4	4	2	0	5	11	35
* Bryant	6-10	.600	3-6	.500	1-1	1.000	0-0-0	0	7	1	0	1	16	26
* vs. Temple	7-7	1.000	4-4	1.000	1-1	1.000	1-0-1	0	3	0	1	0	19	28
* vs. [22] St. Bonaventure	5-8	.625	2-5	.400	0-0	.000	0-2-2	1	3	1	0	2	12	36
* West Virginia	4-10	.400	2-5	.400	0-0	.000	0-1-1	1	2	2	0	1	10	35
* Charleston Southern	6-10	.600	3-5	.600	2-2	1.000	0-1-1	1	7	0	0	2	17	26
* at Rutgers	2-9	.222	1-5	.200	2-2	1.000	1-2-3	4	2	0	0	1	7	30
* at Miami	3-9	.333	1-4	.250	0-0	.000	1-4-5	1	1	3	0	2	7	33
* vs. Drake	3-10	.300	2-4	.500	4-4	1.000	1-3-4	1	2	2	0	0	12	25
* Miami (Oh.)	2-3	.667	0-1	.000	3-3	1.000	1-0-1	0	2	2	0	0	7	24
* South Carolina	0-7	.000	0-3	.000	2-2	1.000	1-1-2	2	2	1	0	0	2	35
* at Virginia	1-4	.250	1-3	.333	0-0	.000	0-3-3	2	2	0	0	1	3	22
Duke	PPD.													
* Virginia	4-5	.800	2-2	1.000	1-2	.500	0-0-0	1	4	2	0	1	11	29
* at NC State	2-10	.200	0-3	.000	4-4	1.000	0-0-0	1	2	2	1	1	8	33
* at Notre Dame	0-6	.000	0-6	.000	0-0	.000	0-0-0	0	1	0	0	1	0	22
Boston College	3-5	.600	0-1	.000	0-0	.000	1-2-3	3	1	0	0	1	6	23
at Syracuse	3-7	.429	2-5	.400	0-0	.000	0-0-0	1	5	1	0	0	8	26
Pittsburgh	0-4	.000	0-3	.000	2-2	1.000	0-1-1	2	2	1	0	1	2	16
* [9] at Duke	3-7	.429	2-5	.400	0-0	.000	0-1-1	0	2	1	0	2	8	20
Florida State	5-7	.714	2-2	1.000	0-0	.000	0-1-1	4	4	2	0	0	12	22
at Georgia Tech	0-5	.000	0-3	.000	0-0	.000	0-0-0	1	2	1	0	0	0	19
North Carolina	0-2	.000	0-0	.000	2-2	1.000	0-2-2	0	1	0	0	0	2	9
[7] Duke	1-7	.143	0-1	.000	0-0	.000	0-0-0	2	2	0	0	1	2	15
Notre Dame														
at Florida State														
at Louisville														
Wake Forest														
at Boston College														
Georgia Tech														
Virginia Tech														

\* - Game Started; [] AP Ranking

## » NOTES

### CAREER HIGH ASSIST MAN

- Nick Honor notched a career-best in assists during a 93-70 win over Bryant.
- Honor totaled seven dimes to just one turnover in the game. He finished with 16 points and seven assists.
- Honor matched that career-high with seven dimes in a 91-59 rout of Charleston Southern. He finished the game with zero turnovers.

### HONOR AND PERFECTION

- Nick Honor finished a 75-48 win over Temple at the Charleston Classic a perfect 7-for-7 from the floor, including 4-for-4 from three and 1-for-1 at the foul line.
- Honor finished with a game-high and season-high 19 points, while scoring 12-straight points at one point early in the second half.
- Perfect from the field on seven field goals tied a high during the Brad Brownell Era.
- Adonis Filer also finished a perfect 7-for-7 in a game against The Citadel (Jan. 13, 2013).

### CAREER HIGH DEFENSIVELY

- Nick Honor notched a career-best in a win over Wofford when he totaled five steals. He is just the third Tiger since the 2015-16 season to garner five in a game.
- Tevin Mack came up with five steals against Colgate (Nov. 10, 2019).
- Mack was the first Tiger to garner five steals in a game since Marquise Reed stole five in a 67-55 win over Syracuse (March 9, 2019). Reed achieved five steals on three separate occasions last season in 2018-19.
- Avry Holmes stole six against Georgia Tech during the 2015-16 season (Feb. 13, 2016). That is the most in a single game during the Brownell Era.

### HONOR'S GAME WINNER LONGEST IN LITTLEJOHN HISTORY

- Nick Honor made the longest game winning shot for the Clemson men's basketball team in the history of Littlejohn Coliseum on Feb. 12, 2021 in a 74-72 win over Georgia Tech.
- Honor's three-point shot came with just 1.1 seconds left. The Tigers had gotten possession after Georgia Tech point guard, Jose Alvarado, an 88.0 percent free throw shooter for the season, missed two free throws.
- Honor's shot was roughly four feet behind the three-point line, making the attempt 26 feet. Honor was just the second Clemson player to make a game winning three-point field goal in Littlejohn Coliseum since the

## » CAREER STATS

Year	GP	GS	Min.	Field Goals			3-PT			Rebounds			PF	DQ	A	TO	Blk	Stl	Pts.	Avg.				
				FG	FGA	Pct.	FG	FGA	Pct.	FT	FTA	Pct.									OR	DR	TOT	Avg.
2018-19*	32	32	1154	174	467	.373	70	211	.332	71	87	.816	18	58	76	2.4	60	0	95	54	0	28	489	15.3
2019-20																								
2020-21	24	10	560	69	176	.392	40	109	.367	17	23	.739	8	22	30	1.3	34	0	53	24	1	32	195	8.1
2021-22	24	16	607	65	167	.389	28	81	.346	26	28	.929	8	27	35	1.5	32	0	67	25	2	23	184	7.7
<b>CLEMSON</b>	<b>48</b>	<b>26</b>	<b>1167</b>	<b>134</b>	<b>343</b>	<b>.391</b>	<b>68</b>	<b>190</b>	<b>.358</b>	<b>43</b>	<b>51</b>	<b>.843</b>	<b>16</b>	<b>49</b>	<b>65</b>	<b>1.4</b>	<b>66</b>	<b>0</b>	<b>120</b>	<b>49</b>	<b>3</b>	<b>55</b>	<b>379</b>	<b>7.9</b>
<b>TOTAL</b>	<b>80</b>	<b>59</b>	<b>2321</b>	<b>308</b>	<b>810</b>	<b>.380</b>	<b>138</b>	<b>401</b>	<b>.344</b>	<b>114</b>	<b>138</b>	<b>.826</b>	<b>34</b>	<b>107</b>	<b>141</b>	<b>1.8</b>	<b>126</b>	<b>0</b>	<b>215</b>	<b>103</b>	<b>3</b>	<b>83</b>	<b>868</b>	<b>10.9</b>

\* Played freshman season at Fordham University

## » HONOR NOTES

three-point rule came into effect for the 1986-87 season. The rule was also used for ACC games in 1982-83 from 17 feet, 9 inches.

- The only other Tiger to make a three-point winner inside the last 12 seconds of a game took place on Feb. 15, 2012 when Andre Young made a three-pointer with 11.8 seconds left to give Clemson a 72-69 lead and victory over NC State.
- His shot, taken from right in front of the Clemson bench and was not as long as Honor's attempt.
- The longest game winning shot in Clemson history regardless of site took place on Feb. 19, 1966 when Joe Ayoub made a 45-foot shot (just inside half court) to give Clemson a 76-74 win over NC State in the Charlotte Coliseum during the North-South Doubleheader.
- Ayoub shot just 30.4 percent for that season and made just 14 field goals.

### CLEMSON GAME-WINNING 3-POINT SHOTS

Date	Player	Site-Opp.	Time	Final
2-12-21	Nick Honor	H-Georgia Tech	:01.1	74-72
2-15-12	Andre Young	H-NC State	:11.8	72-69
3-2-08	Terrence Oglesby	A-Maryland	:02.3	73-70
12-4-04	Cheyenne Moore	A-South Carolina	:03.4	63-62
12-30-96	Terrell McIntyre	N-Missouri	:12	47-45
2-14-87	Horace Grant	A-Virginia	:02	94-90
2-4-87	Michael Brown	A-Maryland	:08	80-79

**Note:** Grant's 3-pointer gave Clemson 93-90 lead with two seconds left. Virginia tried to call timeout, but had no timeouts left. Clemson made the technical foul shot and thus the four-point victory margin.

### YES, YOUR HONOR

- Nick Honor netted five field goals in consecutive games last season.
- Honor was a combined 10-for-15 from the floor and 7-for-10 from 3-point range during those games.
- One of those seven made threes includes the game-winner against Georgia Tech that he made with 1.1 seconds remaining to top the Yellow Jackets 74-72.
- Trailing 72-71, Tech's Jose Alvarado missed a pair of free throws. Coming back down the floor, set up by an Aamir Simms screen, Honor let an open shot go that banked in just in the nick of time.

### HONOR THE THREE

- Nick Honor carried the Tigers to a victory over the Wolfpack of NC State (Jan. 5, 2021).
- Honor scored a game-high 21 points on 8-of-11 shooting from the floor, including 5-for-6 from downtown to ignite a second-half comeback and overtime victory.

### SECOND HALF MICROWAVE

- Nick Honor provided a spark off the Tiger bench in back-to-back wins over Morehead State and Florida State in 2020-21.
- Honor scored 27 points in contests against Florida State and Miami, all coming in the second half.
- He shot 8-for-12 from the floor and 6-for-9 from three in those last two second halves.
- At one point against Morehead State, Honor hit three-straight triples for Clemson.

### HONOR EARNS ALL-TOURNEY ACCOLADES

- In his first game action as a Tiger, Nick Honor earned Space Coast Challenge All-Tournament honors for his performances against Mississippi State and Purdue.
- Honor scored 17 points on 6-of-10 shooting from the floor, including hitting four triples in a championship win over Purdue.
- He also finished with three assists and a then-career-high four steals.

### HONOR'S WAIVER DENIED BY NCAA IN 2019

- Nick Honor transferred from Fordham.
- It was announced that the waiver submitted by Nick

Honor was denied by the NCAA and he sat out the 2019-20 season.



# 5 HUNTER TYSON



Sr. | Forward | 6-8 | 215  
Monroe, N.C. | Piedmont

» CAREER HIGHS			
Points	21	vs. Wake Forest	1/21/20
Rebounds	13	vs. South Carolina	12/18/21
Offensive Rebounds	6	vs. South Carolina	12/18/21
Assists	4	vs. Miami (Ohio)	12/14/21
Steals	4	vs. Yale	12/22/19
Blocks	3	vs. Miami (Ohio)	12/14/21
FG Made	9	vs. Wake Forest	1/21/20
3FG Made	5	vs. Detroit Mercy	11/17/19
FT Made	6	vs. South Carolina	12/18/21
Minutes	34	2x, last vs. St. Bonaventure	11/19/21

» ABOUT HUNTER TYSON	
<b>Born</b>	June 13, 2000
<b>Hometown</b>	Monroe, N.C.
<b>High School</b>	Piedmont
<b>Major Sports Communications</b>	
<b>Fun Fact</b>	Father, Jonathan, played at Wingate University for current Special Assistant to the Head Coach Jeff Reynolds

## » 2021-22 GAME-BY-GAME

OPPONENT	FG	PCT.	3FG	PCT.	FT	PCT.	OR-DR-TOT	PF	A	TO	BLK	STL	PTS	MIN
* Presbyterian	4-7	.571	2-4	.500	4-5	.800	0-7-7	1	0	2	0	1	14	28
* Wofford	5-10	.500	2-5	.400	0-0	.000	1-4-5	4	0	3	1	1	12	34
* Bryant	8-13	.615	2-3	.667	2-2	1.000	1-4-5	0	1	1	0	0	20	22
* vs. Temple	4-5	.800	2-2	1.000	0-0	.000	0-3-3	2	0	0	0	2	10	29
* [22] vs. St. Bonaventure	4-9	.444	0-3	.000	0-0	.000	0-7-7	2	2	0	0	0	8	34
* West Virginia	3-6	.500	0-2	.000	3-6	.500	0-6-6	2	1	1	1	0	9	29
* Charleston Southern	3-10	.300	1-5	.200	2-2	1.000	3-3-6	1	2	0	0	2	9	23
* at Rutgers	2-9	.222	0-2	.000	6-6	1.000	2-3-5	4	3	1	0	0	10	32
* at Miami	3-6	.500	2-4	.500	2-2	1.000	1-3-4	4	0	1	0	1	10	26
* vs. Drake	1-2	.333	1-2	.333	0-0	.000	0-4-4	3	2	1	0	1	3	23
* Miami (Oh.)	4-9	.444	3-5	.600	2-2	1.000	2-6-8	2	4	0	3	0	13	25
* South Carolina	6-12	.500	0-3	.000	6-9	.667	6-7-13	2	1	2	0	1	18	32
* at Virginia	6-10	.600	3-5	.600	2-2	1.000	0-3-3	3	2	1	0	0	17	28
Duke	PPD.													
* Virginia	5-8	.625	1-3	.333	4-5	.800	3-6-9	3	2	2	2	1	15	30
* at NC State	3-7	.429	0-1	.000	0-1	.000	2-5-7	4	2	2	0	0	6	30
* at Notre Dame	4-8	.500	1-2	.500	3-3	1.000	3-3-6	0	0	2	0	0	12	20
* Boston College	1-5	.200	1-2	.500	1-2	.500	0-6-6	2	0	1	0	3	4	21
* at Syracuse	2-8	.250	0-3	.000	3-4	.750	1-1-2	2	1	0	0	0	7	19
* Pittsburgh	2-6	.333	1-2	.500	1-2	.500	0-2-2	2	1	0	1	0	6	20
* [9] at Duke	6-12	.500	1-3	.333	0-0	.000	4-4-8	3	1	1	0	1	13	28
* Florida State	1-2	.500	1-1	1.000	0-0	.000	1-0-1	0	1	1	0	0	3	9
at Georgia Tech	DNP													
North Carolina	DNP													
[7] Duke	DNP													
Notre Dame														
at Florida State														
at Louisville														
Wake Forest														
at Boston College														
Georgia Tech														
Virginia Tech														

\* - Game Started; [] AP Ranking

### Head Coach Brad Brownell on Hunter Tyson:

"He's playing like a senior, he's a mature guy, he understands what it takes, he wants to win, he wants to do well, he's been a tremendous kid to coach, he's developed through our program and does everything you ask. He wants to do so well; he wants to continue to lead. He's the leader of our team. He's leading every way possible, by example, by the way he approaches practice, the way he talks to our young guys. He's been a pleasure to coach this year."

## » NOTES

### TYSON SUFFERS BROKEN CLAVICLE

Hunter Tyson suffered a broken clavicle on Feb. 2 against Florida State. There is no timetable yet for a return.

### 100 CAREER GAMES

Hunter Tyson played in his 100th career game on Saturday, Jan. 22 against Pitt.

### DOUBLE-DOUBLE TYSON

Hunter Tyson finished off his first career double-double against South Carolina (Dec. 18). Tyson finished with 18 points and a career-high 13 rebounds. Of his 13 rebounds, a career-best six came on the offensive glass.

### TYSON CONSISTENT TO OPEN 21-22

Hunter Tyson provided a steady array of production up and down the box score to help propel Clemson to a season-opening victory.

- The senior scored 14 points on seven shots, grabbed seven rebounds and added a steal.
- Tyson scored a season-high 20 points against Bryant in a 93-70 win. He finished 8-for-13 from the field.
- Tyson has posted 12 double-digit scoring games this season, while also collecting at least five rebounds in 14-of-20 games.
- He is shooting a career-best from the field (.470).

### TYSON'S LAST SIX TO END 20-21 SEASON

Over his last six contests, Hunter Tyson averaged 11.4 points and 6.6 rebounds.

- He was 23-for-44 (.523) from the floor and 11-for-20 (.550) from 3-point range.
- Tyson was 10-for-13 from the foul line during that stretch.

### TYSON DRAWS THREE CHARGES

Hunter Tyson drew three charges in a win over Pittsburgh (March 6, 2021).

- Three is one off of a Clemson record for a single game.
- Marc Campbell drew four against Georgia Tech in 1983-84.
- Both Bobby Conrad and Marvin Dickerson each drew four in the same game against North Carolina in 1978-79.

### CAREER NIGHT ON THE GLASS

Hunter Tyson came away with a then-career-high 10 rebounds in a win over Wake Forest (Feb. 24, 2021).

## » CAREER STATS

Year	GP	GS	Min.	Field Goals			3-PT			Rebounds			PF	DQ	A	TO	Blk	Stl	Pts.	Avg.				
				FG	FGA	Pct.	FG	FGA	Pct.	FT	FTA	Pct.									OR	DR	TOT	Avg.
2018-19	31	0	258	16	63	.254	11	47	.234	6	9	.667	6	26	32	1.0	18	0	12	6	8	2	49	1.6
2019-20	31	3	422	57	128	.445	27	84	.321	29	41	.707	20	72	92	3.0	31	0	11	15	3	17	170	5.5
2020-21	19	12	320	47	101	.465	22	51	.431	27	35	.771	12	67	79	4.2	28	0	6	17	6	9	143	7.5
2021-22	21	21	543	77	164	.470	24	62	.387	41	53	.774	30	87	117	5.6	46	0	26	22	8	14	219	10.4
<b>TOTAL</b>	<b>102</b>	<b>36</b>	<b>1542</b>	<b>197</b>	<b>456</b>	<b>.432</b>	<b>84</b>	<b>244</b>	<b>.344</b>	<b>103</b>	<b>138</b>	<b>.746</b>	<b>68</b>	<b>252</b>	<b>320</b>	<b>3.1</b>	<b>123</b>	<b>0</b>	<b>55</b>	<b>60</b>	<b>25</b>	<b>42</b>	<b>581</b>	<b>5.7</b>

## » TYSON NOTES

- Two of his rebounds came on the offensive glass.
- He narrowly missed on his first career double-double, finishing with nine points and 10 rebounds.

### BIG GAME HUNTING

- Junior forward Hunter Tyson, a Monroe, N.C. native, scored all 16 of his points in the second half against North Carolina in a 63-50 convincing victory on Feb. 2, 2021.
- Tyson scored nine-straight points to end the game, including 11-of-the-last-13 for the Tigers.
- He finished 5-for-11 from the floor, 2-for-5 from three and a perfect 4-for-4 at the foul line. He grabbed four boards, while collecting two steals, one block and one assist.

### HOT START TO 2020-21 SEASON

- Tyson got off to a great start to the season, shooting 54.2 percent from the floor, 46.7 percent from three and 70.0 percent at the line through the first five games of the season.
- Tyson is also rebounding better than any point from earlier in his career, averaging 3.6 boards per game.
- Averaging 14.9 minutes per game, Tyson has provided a much needed boost in the starting lineup and off the bench.
- After missing five games due to injury and another three due to postponements, Tyson returned to the floor against Virginia.
- Tyson finished 3-for-5 from the floor, knocking in a triple, grabbing two rebounds and finishing with seven points in 18 minutes.

### TYSON IS KEY OFF TIGER BENCH

- Tyson started to put together solid outings for Clemson off of the bench during the 2019-20 season.
- The Monroe, N.C. native made it back-to-back double-digit scoring games off the bench for Clemson with 10 points in a loss at Georgia Tech.
- Tyson now has six double-digit scoring games last season for the Tigers.
- Tyson provided his fifth double-digit scoring game off the bench for the Tigers in a rout at Boston College (Feb. 22, 2020).
- Tyson was perfect from the floor in all aspects, 4-for-4 from the floor, including 1-for-1 from distance and finished 2-for-2 from the foul line.
- In what was a historic consecutive game stretch for the Tigers, Tyson has provided a boost off the bench.
- Tyson scored seven points in the Tigers' 79-72 victory over No. 3 Duke (Jan. 14, 2020). He finished 2-for-3 from the floor and 2-for-3 from 3-point land.
- In a historic program victory over North Carolina, Tyson knocked down a clutch 3-pointer a mere 13 seconds after checking into the game at the 1:55 mark to help close the gap in the final moments of regulation.
- Tyson has now posted his fourth double-digit scoring game of his career and of the season off the bench.
- Tyson scored 11 points against Yale (Dec. 22, 2019) to collect his fourth double-digit scoring game of his career.
- He also swiped four steals on the night - a new career-high and tied for the second-most in a single game this season with roommate John Newman III.

### 20-PIECE TYSON

- In just his second career start, Hunter Tyson enjoyed a career-best performance.
- Tyson scored a career-high 21 points on a career-best nine made field goals to help fuel a Tiger victory over Wake Forest (Jan. 21, 2020).
- Tyson was 9-for-13 from the floor and 2-for-5 from distance in the contest, scoring many of his buckets in traffic around the rim, including an emphatic fastbreak two-handed dunk.
- The Monroe, N.C. native grabbed five rebounds,

including two on the offensive glass.

### TYSON'S 20-PIECE

- Hunter Tyson scored a career-high 20 points in an 87-65 victory over Detroit Mercy (Nov. 17, 2019).
- Tyson became the first Tiger to score 20 points off the bench since Marcquise Reed last season at South Carolina (Dec. 22, 2018).
- Tyson's damage came via the 3-point ball. He made a career-best five long balls on 10 attempts, while also connecting on a career-high seven made field goals.

# 10 BEN MIDDLEBROOKS

Fr. | Forward | 6-10 | 232

Fort Lauderdale, Fla. | Westminster Academy



## » CAREER HIGHS

Points	6	vs. Charleston Southern	11/26/21
Rebounds	3	vs. Charleston Southern	11/26/21
Offensive Rebounds	1	4x, last vs. Duke	2/10/22
Assists	2	vs. Charleston Southern	11/26/21
Blocks	1	vs. Wofford	11/12/21
Steals	1	vs. Duke	1/25/22
FG Made	2	2x, last vs. Duke	2/10/22
3FG Made	--	--	--
FT Made	2	2x, last vs. Charleston Southern	11/26/21
Minutes	11	vs. Charleston Southern	11/26/21

## » ABOUT BEN MIDDLEBROOKS

**Born** October 16, 2002  
**Hometown** Fort Lauderdale, Fla.  
**High School** Westminster Academy  
**Major Pre-Business**  
**Fun Fact** Sister Mackenzy played tennis at Clemson and graduated in 2021

## » 2021-22 GAME-BY-GAME

OPPONENT	FG	PCT.	3FG	PCT.	FT	PCT.	OR-DR-TOT	PF	A	TO	BLK	STL	PTS	MIN
Presbyterian	0-0	.000	0-0	.000	0-0	.000	1-0-1	0	0	0	0	0	0	1
Wofford	0-0	.000	0-0	.000	0-0	.000	0-0-0	0	0	0	1	0	0	2
Bryant	0-0	.000	0-0	.000	2-2	1.000	0-0-0	1	0	0	0	0	2	3
vs. Temple	0-0	.000	0-0	.000	0-0	.000	1-1-2	0	0	0	0	0	0	3
[22] vs. St. Bonaventure	0-0	.000	0-0	.000	0-0	.000	0-0-0	1	0	0	0	0	0	2
West Virginia	0-0	.000	0-0	.000	0-0	.000	0-0-0	0	0	0	0	0	0	4
Charleston Southern	2-3	.667	0-0	.000	2-2	1.000	1-2-3	2	2	1	2	0	6	11
at Rutgers	0-0	.000	0-0	.000	0-0	.000	0-2-2	0	1	1	0	0	0	4
at Miami	0-0	.000	0-0	.000	0-0	.000	1-0-1	1	0	1	0	0	0	2
vs. Drake	0-0	.000	0-0	.000	0-0	.000	0-0-0	0	0	0	0	0	0	2
Miami (Oh.)	DNP													
South Carolina	0-0	.000	0-0	.000	0-0	.000	0-0-0	1	0	1	0	0	0	1
at Virginia	DNP													
Duke	PPD.													
Virginia	DNP													
at NC State	DNP													
at Notre Dame	0-0	.000	0-0	.000	0-0	.000	0-0-0	0	0	0	0	0	0	2
Boston College	0-0	.000	0-0	.000	0-0	.000	0-0-0	0	0	0	0	0	0	1
at Syracuse	DNP													
Pittsburgh	1-1	1.000	0-0	.000	0-0	.000	0-0-0	2	0	0	0	0	0	9
[9] at Duke	0-1	.000	0-0	.000	0-0	.000	0-0-0	2	0	0	0	1	0	5
Florida State	0-0	.000	0-0	.000	0-0	.000	0-0-0	2	0	1	0	0	0	3
at Georgia Tech	DNP													
North Carolina	0-0	.000	0-0	.000	0-0	.000	0-0-0	1	0	0	1	0	0	7
[7] Duke	2-3	.667	0-0	.000	0-0	.000	1-1-2	0	0	0	0	0	4	3
Notre Dame	DNP													
at Florida State	DNP													
at Louisville	DNP													
Wake Forest	DNP													
at Boston College	DNP													
Georgia Tech	DNP													
Virginia Tech	DNP													

\* - Game Started; [] AP Ranking

## » NOTES

### BEFORE CLEMSON

- Middlebrooks is a 6-10, 232-pound frontcourt player who is rated as a four-star prospect, according to ESPN.
- As a senior at Westminster Academy, he averaged 20.5 points and 13.6 rebounds per game. During his junior year at Westminster Academy, he averaged 20.0 points and 13.0 rebounds per game.
- He was a member of Each 1 Teach 1 Elite basketball program and they reached the Elite Eight of the 2021 Nike EYBL Peach Jam. He finished second in rebounding during Peach Jam with 9.9 per game. He also tallied 7.7 points per contest.
- Middlebrooks chose Clemson over Florida, Auburn, Georgia, Ole Miss, Virginia Tech, Notre Dame and Dayton.

### PERSONAL

- Middlebrooks' sister, Mackenzy, was a member of Clemson's women's tennis program and graduated in 2021.

*"The Clemson Family certainly rings true with the Middlebrooks. I'm very happy that Ben chose to join his sister and become a Tiger," said Brownell. "Ben is a skilled, versatile big who moves very well for his size and rebounds the ball at a high level. He has a high motor and excels because of his skill level and high basketball IQ. His passion for Clemson was evident throughout the recruiting process and fans will see it in his play."*

## » CAREER STATS

Year	GP	GS	Min.	Field Goals			3-PT			FT	FTA	Pct.	Rebounds				PF	DQ	A	TO	Blk	Stl	Pts.	Avg.
				FG	FGA	Pct.	FG	FGA	Pct.				OR	DR	TOT	Avg.								
2021-22	18	0	68	5	8	.625	0	0	.000	4	4	1.000	5	6	11	0.6	13	0	3	5	4	1	14	0.8
TOTAL	18	0	68	5	8	.625	0	0	.000	4	4	1.000	5	6	11	0.6	13	0	3	5	4	1	14	0.8

# 11 PARKER FOX



Sr. | Guard | 6-7 | 210  
Reno, Nev. | Oconee County (Ga.)

## » CAREER HIGHS

Points	4	vs. SC State	12/2/20
Rebounds	1	6x, vs. Pittsburgh	1/22/22
Assists	1	at Virginia Tech	3/4/20
Blocks	1	vs. Bryant	11/15/21
Steals	1	vs. Pittsburgh	1/22/22
FG Made	1	5x, last vs. Charleston Southern	11/26/21
3FG Made	1	4x, last vs. Charleston Southern	11/26/21
FT Made	1	vs. SC State	12/2/20
Minutes	5	vs. Presbyterian	11/7/19

## » ABOUT PARKER FOX

**Born** July 15, 2000  
**Hometown** Reno, Nev.  
**High School** Oconee County (Ga.)  
**Major Management**

## » 2021-22 GAME-BY-GAME

OPPONENT	FG	PCT.	3FG	PCT.	FT	PCT.	OR-DR-TOT	PF	A	TO	BLK	STL	PTS	MIN
Presbyterian	DNP													
Wofford	DNP													
Bryant	0-0	.000	0-0	.000	0-0	.000	0-0-0	0	0	0	1	0	0	1
vs. Temple	0-0	.000	0-0	.000	0-0	.000	0-1-1	0	0	0	0	0	0	2
[22] vs. St. Bonaventure	DNP													
West Virginia	DNP													
Charleston Southern	1-1	1.000	1-1	1.000	0-0	.000	0-1-1	0	0	1	0	0	3	3
at Rutgers	DNP													
at Miami	DNP													
vs. Drake	DNP													
Miami (Oh.)	DNP													
South Carolina	DNP													
at Virginia	DNP													
Duke	PPD.													
Virginia	DNP													
at NC State	DNP													
at Notre Dame	0-0	.000	0-0	.000	0-0	.000	0-0-0	0	0	1	0	0	0	1
Boston College	DNP													
at Syracuse	DNP													
Pittsburgh	0-2	.000	0-2	.000	0-0	.000	0-1-1	0	0	0	0	1	0	1
[9] at Duke	DNP													
Florida State	DNP													
at Georgia Tech	DNP													
North Carolina	DNP													
[7] Duke	0-0	.000	0-0	.000	0-0	.000	0-0-0	0	0	0	0	0	0	1
Notre Dame														
at Florida State														
at Louisville														
Wake Forest														
at Boston College														
Georgia Tech														
Virginia Tech														

\* - Game Started; [] AP Ranking

## » NOTES

### FOX SAYS NO

- Parker Fox tallied his first career block in a 93-70 rout of Bryant.
- Fox closed out on Bryant's Parker Kiss and blocked his shot in the near corner.

### CAREER NIGHT

- Parker Fox played just a little over two minutes in the Tigers' home opener of 2020-21, but that's all he needed to eclipse a career-high in points.
- Nailing 1-of-2 at the foul line, Fox followed up with his third career triple to give him a career-best four points on the night.
- Fox has now scored 12 career points - outscoring director of operations Matt Bucklin who served as a walk-on for Fox's dad at Georgia.

### BEHIND THE ARC

- Parker Fox entered his sixth game of the year last season at Pittsburgh (Feb. 12, 2021) and knocked down his second career 3-pointer from nearly the same spot on the floor.
- The three points scored tied a career-high as did the made field goal and 3-point made field goal.
- Fox grabbed a rebound in the contest, tying his career mark for rebounds in a game.
- He previously corralled a rebound against Jacksonville (Dec. 20).

### SON OF A COACH


- Parker Fox has been around the game of basketball for his entire life.
- Fox grew up the son of a Division I men's basketball head coach.
- His father, Mark Fox, is currently the head coach of California's program, but has previously served as head coach at Georgia, Nevada and as an assistant at Nevada, Kansas State and Washington.

## » CAREER STATS

Year	GP	GS	Min.	Field Goals			3-PT			FT			Rebounds				PF	DQ	A	TO	Blk	Stl	Pts.	Avg.
				FG	FGA	Pct.	FG	FGA	Pct.	FT	FTA	Pct.	OR	DR	TOT	Avg.								
2018-19	5	0	5	1	2	.500	1	2	.500	0	0	.000	0	0	0	0.0	1	0	0	1	0	0	3	0.6
2019-20	8	0	17	2	3	.667	1	2	.500	0	1	.000	0	2	2	0.3	0	0	1	1	0	0	5	0.6
2020-21	3	0	4	1	1	1.000	1	1	1.000	1	2	.500	1	0	1	0.3	0	0	0	1	0	0	4	1.3
2021-22	6	0	9	1	3	.333	1	3	.333	0	0	.000	0	3	3	0.5	0	0	0	2	1	1	3	0.5
<b>TOTAL</b>	<b>22</b>	<b>0</b>	<b>35</b>	<b>5</b>	<b>9</b>	<b>.556</b>	<b>4</b>	<b>8</b>	<b>.500</b>	<b>1</b>	<b>3</b>	<b>.333</b>	<b>1</b>	<b>5</b>	<b>6</b>	<b>0.3</b>	<b>1</b>	<b>0</b>	<b>1</b>	<b>5</b>	<b>1</b>	<b>1</b>	<b>15</b>	<b>0.7</b>



# 12 ALEX HEMENWAY



Jr. | Guard | 6-3.5 | 195  
Newburgh, Ind. | Castle

## » CAREER HIGH

Points	17	at Wake Forest	2/24/21
Rebounds	4	vs. Mississippi State	11/25/20
Assists	2	vs. Drake	12/11/21
Steals	2	vs. Drake	12/11/21
Blocks	1	vs. Miami	1/2/21
FG Made	6	at Wake Forest	2/24/21
3FG Made	5	at Wake Forest	2/24/21
FT Made	5	at Georgia Tech	2/5/22
Minutes	26	2x, last vs. Miami (Ohio)	12/14/21

## » ABOUT ALEX HEMENWAY

**Born** June 17, 2001  
**Hometown** Newburgh, Ind.  
**High School** Castle  
**Major** Sports Communications  
**Fun Fact** His dad played high school soccer with Head Coach Brad Brownell

## » 2021-22 GAME-BY-GAME

OPPONENT	FG	PCT.	3FG	PCT.	FT	PCT.	OR-DR-TOT	PF	A	TO	BLK	STL	PTS	MIN
Presbyterian	1-2	.500	0-0	.000	0-0	.000	0-2-2	3	0	0	0	0	2	13
Wofford	0-0	.000	0-0	.000	2-2	1.000	1-0-1	0	0	0	0	0	2	10
Bryant	2-4	.500	1-1	1.000	0-2	.000	1-2-3	2	0	1	0	0	5	13
vs. Temple	2-5	.400	2-5	.400	0-1	.000	0-2-2	1	0	1	0	0	6	12
[22] vs. St. Bonaventure	DNP													
West Virginia	DNP													
Charleston Southern	2-8	.250	2-6	.333	0-0	.000	0-2-2	3	0	1	0	0	6	17
at Rutgers	0-1	.000	0-1	.000	0-0	.000	0-0-0	0	0	0	0	0	0	3
at Miami	0-0	.000	0-0	.000	0-0	.000	0-0-0	1	0	0	0	0	0	3
vs. Drake	4-6	.667	4-6	.667	0-0	.000	0-3-3	2	2	1	0	2	12	26
Miami (Oh.)	5-6	.833	3-3	1.000	4-4	1.000	0-3-3	2	2	0	0	1	17	26
South Carolina	3-5	.600	3-4	.750	0-0	.000	0-3-3	3	0	1	0	0	9	15
at Virginia	1-1	1.000	1-1	1.000	0-0	.000	0-0-0	0	0	0	0	0	3	17
Duke	PPD.													
Virginia	1-1	1.000	1-1	1.000	0-0	.000	0-2-2	2	1	0	0	0	3	16
at NC State	0-1	.000	0-1	.000	3-3	1.000	0-0-0	0	0	0	0	0	3	7
at Notre Dame	3-8	.375	2-6	.333	1-3	.333	0-0-0	3	0	1	0	1	9	22
* Boston College	1-6	.167	1-5	.200	0-0	.000	0-2-2	1	1	0	0	0	3	21
* at Syracuse	1-3	.333	1-3	.333	0-0	.000	0-0-0	4	1	0	0	0	3	14
Pittsburgh	1-5	.200	1-5	.200	0-0	.000	0-0-0	0	0	0	0	0	3	7
[9] at Duke	2-4	.500	1-3	.333	0-1	.000	1-0-1	1	0	1	0	0	5	14
Florida State	2-5	.400	2-4	.500	3-3	1.000	0-3-3	1	1	0	0	0	9	18
at Georgia Tech	0-4	.000	0-4	.000	5-5	1.000	0-1-1	2	0	0	0	1	5	17
North Carolina	2-5	.400	2-5	.400	2-2	1.000	0-3-3	2	0	1	0	0	8	19
[7] Duke	1-5	.200	1-4	.250	0-1	.000	1-1-2	1	1	0	0	0	3	20
Notre Dame														
at Florida State														
at Louisville														
Wake Forest														
at Boston College														
Georgia Tech														
Virginia Tech														

\* - Game Started; [] AP Ranking

## » NOTES

### HEMENWAY STAYS HOT VS. MIAMI (OHIO)

- Alex Hemenway scored a career-high-tying 17 points off the bench against Miami (Ohio) (Dec. 14).
- Hemenway was a perfect 3-for-3 from beyond the arc, including a four-point play. The first for the Tigers since Shelton Mitchell in 2019.
- Hemenway is 22-for-46 in 10 games (Dec. 11 to Jan. 25), including 18-for-38 from three and 8-for-11 at the free throw line.

### CLEMSON 4-POINT PLAYS

- Alex Hemenway successfully completed a four-point play against Miami (Ohio) (Dec. 14).
- Hemenway came around a screen and knocked down a triple with contact at the 8:32 mark and made the subsequent free throw.
- It was Clemson's first four-point play since Shelton Mitchell completed one on Feb. 20, 2019 against Florida State. Mitchell did it in the first half at the 6:45 mark.
- Hemenway did have a massive four-point play prior to his freshman season at the 2019 World University Games.
- In the United States' first game of pool play against Finland with the score knotted at 63-all and 44 seconds remaining, Hemenway knocked down a deep 3-pointer while being fouled and completed the play. It capped an 10-0 scoring run (trailed 57-63).
- It gave the United States a 67-63 advantage and it would eventually win 69-65 en route to a gold medal.

### HEMENWAY DROPS FOUR TRIPLES VS. DRAKE

- Alex Hemenway scored 12 points on 4-for-6 shooting, all from beyond the arc against Drake (Dec. 11).
- Hemenway's four threes were a season-high and his 26 minutes played was a career-best. He also added three rebounds, two assists and career-high two steals.

### CAREER-NIGHT FOR HEMENWAY

- Alex Hemenway scored a career-high 17 points in a 60-39 win over Wake Forest (Feb. 24, 2021).
- Hemenway scored the career-high in points off a career-best six made field goals and five made 3-pointers.

### FIRST CAREER START ON SOUTH BEACH

- Alex Hemenway earned his first career start against Miami (Jan. 2, 2021).
- Hemenway finished 3-for-6 from the field, including 2-of-4 from downtown in the contest, while playing 16 minutes.

## » CAREER STATS

Year	GP	GS	Min.	Field Goals			3-PT			Rebounds			Avg.	PF	DQ	A	TO	Blk	Stl	Pts.	Avg.			
				FG	FGA	Pct.	FG	FGA	Pct.	FT	FTA	Pct.										OR	DR	TOT
2019-20	15	0	183	25	50	.500	20	42	.476	2	2	1.000	3	10	13	0.9	12	0	6	6	0	0	72	4.8
2020-21	24	11	376	36	86	.419	24	62	.387	16	18	.889	0	31	31	1.3	33	0	14	19	2	9	112	4.7
2021-22	22	2	332	34	85	.400	28	68	.412	20	27	.741	4	29	33	1.5	34	0	9	9	0	6	116	5.3
<b>TOTAL</b>	<b>61</b>	<b>13</b>	<b>891</b>	<b>95</b>	<b>221</b>	<b>.430</b>	<b>72</b>	<b>172</b>	<b>.419</b>	<b>38</b>	<b>47</b>	<b>.809</b>	<b>7</b>	<b>70</b>	<b>77</b>	<b>1.3</b>	<b>79</b>	<b>0</b>	<b>29</b>	<b>34</b>	<b>2</b>	<b>15</b>	<b>300</b>	<b>4.9</b>

## » HEMENWAY NOTES

- The Indiana sharpshooter also tallied his first career block, preventing a layup.

### THREE-POINT ASSASSIN

- After overcoming a severe high ankle sprain during his freshman season, Alex Hemenway became the most dangerous long range shooter for Clemson.
- Hemenway is 72-for-172 in his career (.419) from 3-point range, which currently places him fifth all-time in Clemson history. There is obviously much more basketball ahead, but important to recognize his ability and contribution from behind the arc to this point.

### THREE-POINT FIELD GOAL PERCENTAGE LEADERS IN CLEMSON HISTORY (Min. 50 Attempts)

Rk	Name	Yrs	Years	FGM	FGA	Pct.
1.	Michael Tait	2	1985-87	70	136	.515
2.	Marc Campbell	4	1980-84	37	73	.507
3.	Anthony Jenkins	4	1982-87	91	199	.457
4.	Michael Brown	1	1986-87	34	76	.447
5.	<b>Alex Hemenway</b>	<b>2</b>	<b>2019-Pres.</b>	<b>72</b>	<b>172</b>	<b>.419</b>
6.	Chris Whitney	2	1991-93	167	404	.413
7.	Terrence Oglesby	2	2007-09	177	448	.395
8.	Avry Holmes	2	2015-17	119	306	.389
9.	Bruce Martin	4	1991-95	129	336	.384
10.	K.C. Rivers	4	2005-09	281	729	.385

### HEMENWAY'S CAREER NIGHT

- Hemenway played a career-high 19 minutes off the Tiger bench against Notre Dame (Feb. 9, 2020) and provided a much needed offensive spark.
- Hemenway scored a career-high 16 points on 5-of-8 made field goals. The five made field goals were a career-best.
- Of those five made field goals, four were from 3-point land - another career-best.

### BEFORE CLEMSON

- Came to Clemson as a three-star prospect.
- Ranked No. 10 in the state of Indiana
- Averaged 21.0 points, 5.0 rebounds and 4.0 assists per game as a junior last season at Castle High School
- Chose Clemson over Nebraska, Creighton, DePaul and Belmont

### HIGH SCHOOL ACCOLADES

- Indiana Jr. All-Star – May 2018
- Castle Basketball 1,000 Point Club – February 2018
- SIAC All-Conference First Team – 2017-18
- IBCA Supreme 15 – 2017-18
- SIAC All-Conference First Team – 2016-17
- IBCA Supreme 15 – 2016-17

# 13 DAVID COLLINS



+Sr. | Guard | 6-4.5 | 217  
Youngstown, Ohio | First Love Christian Academy

» CAREER HIGHS			
Points	31	vs. Stony Brook	3/20/19
Rebounds	11	2x, last at NC State	1/8/22
Assists	7	2x, last vs. SMU	3/10/19
Steals	7	vs. Boston College	11/10/20
FG Made	11	vs. Memphis	3/8/18
3FG Made	4	2x, last vs. DePaul	4/3/19
FT Made	15	vs. Stony Brook	3/20/19
Minutes	44	2x, last vs. ECU	2/10/19

» ABOUT DAVID COLLINS
<b>Born</b> May 31, 1998
<b>Hometown</b> Youngstown, Ohio
<b>High School</b> First Love Christian Academy
<b>Previous School</b> South Florida
<b>Major Athletic Leadership</b>

## » 2021-22 GAME-BY-GAME

OPPONENT	FG	PCT.	3FG	PCT.	FT	PCT.	OR-DR-TOT	PF	A	TO	BLK	STL	PTS	MIN
* Presbyterian	5-7	.714	1-2	.500	3-9	.333	0-5-5	3	3	2	0	1	14	36
* Wofford	3-7	.429	0-2	.000	1-2	.500	0-1-1	3	2	6	0	2	7	29
* Bryant	3-6	.500	1-1	1.000	3-3	1.000	2-7-9	1	2	0	0	1	10	23
* vs. Temple	2-7	.286	0-0	.000	3-4	.750	2-7-9	2	3	2	0	2	7	25
* [22] vs. St. Bonaventure	6-9	.667	1-2	.500	1-4	.250	0-5-5	4	0	1	0	2	14	26
* West Virginia	2-3	.667	0-0	.000	0-2	.000	1-2-3	5	1	2	0	2	4	22
* Charleston Southern	3-6	.500	0-1	.000	3-3	1.000	1-5-6	1	0	1	0	3	9	24
* at Rutgers	6-11	.545	1-3	.333	5-9	.556	0-10-10	4	2	3	0	1	18	33
* at Miami	6-11	.545	1-1	1.000	2-4	.500	2-7-9	3	5	5	0	1	15	33
* vs. Drake	6-10	.600	0-0	.000	4-7	.571	3-7-10	4	1	1	1	2	16	36
* Miami (Oh.)	3-5	.600	3-4	.750	5-6	.833	1-7-8	4	6	1	0	1	14	27
* South Carolina	4-11	.364	1-2	.500	3-4	.750	3-5-8	2	0	3	1	1	12	34
* at Virginia	5-7	.714	0-0	.000	1-4	.250	4-7-11	3	2	3	0	2	11	35
Duke	PPD.													
* Virginia	5-9	.556	0-1	.000	4-7	.571	0-3-3	3	3	0	0	1	14	26
* at NC State	2-6	.333	0-1	.000	1-2	.500	1-10-11	4	2	3	0	3	5	29
* at Notre Dame	1-2	.500	0-1	.000	3-5	.600	0-6-6	4	1	1	0	0	5	20
* Boston College	7-12	.583	1-1	1.000	0-5	.000	2-5-7	2	3	3	0	3	15	29
* at Syracuse	7-12	.583	0-2	.000	4-4	1.000	0-2-2	4	3	2	0	3	18	35
* Pittsburgh	2-4	.500	2-2	1.000	4-8	.500	0-7-7	1	6	2	1	3	10	32
* [9] at Duke	4-8	.500	1-1	1.000	0-0	.000	3-6-9	2	3	2	0	2	9	34
* Florida State	3-6	.500	1-2	.500	2-4	.500	1-7-8	1	3	2	0	0	9	28
* at Georgia Tech	2-5	.400	0-1	.000	2-2	1.000	1-5-6	3	1	2	1	2	6	30
* North Carolina	3-7	.429	1-3	.333	3-4	.750	1-4-5	4	3	2	0	4	10	24
* [7] Duke	0-2	.000	0-0	.000	0-0	.000	0-3-3	2	1	2	0	0	0	14
Notre Dame														
at Florida State														
at Louisville														
Wake Forest														
at Boston College														
Georgia Tech														
Virginia Tech														

\* - Game Started; [] AP Ranking

## » NOTES

### QUITE THE CAREER FOR COLLINS

David Collins became just the 46th different player since the 1992-93 season to compile at least 1,700 points, 500 rebounds, 350 assists and 200 steals in a career.

### COLLINS' CAREER DOUBLE-DOUBLES

- David Collins totaled his second career double-double and first as a Tiger in a loss at Rutgers (Nov. 30).
- His second in three games, Collins notched his third career double-double in a win over Drake (Dec. 11).
- Collins already has achieved his third double-double this season after just one in his previous 116 games. Collins had 11 points and 11 rebounds in a 17-point win at Virginia (Dec. 22).

### DAVID COLLINS DOUBLE-DOUBLES

Date	Opponent	Points	Rebounds
Dec. 22, 2021	at Virginia	11	11
Dec. 11, 2021	vs. Drake	16	10
Nov. 30, 2021	at Rutgers	18	10
Dec. 12, 2020	vs. Wofford	13	11

### COLLINS' IMPACT TO BEGIN 21-22

- David Collins contributed in many areas in the Tigers' season opening victory over Presbyterian.
- Collins netted 14 points on 5-of-7 shooting, including knocking down a trey.
- Collins added five boards, three assists and one steal in the effort.
- Collins has contributed three double-digit scoring games this season, including a season-high 14 against Presbyterian and St. Bonaventure.
- Collins has added multiple steals in five games this season.

### BEFORE CLEMSON (USF)

- Collins is a 6-4, 220-pound guard who led the Bulls in scoring last season (2020-21) (12.5 ppg) and averaged over 30 minutes per contest. He added 3.5 rebounds and a team-leading 3.4 assists per contest. Collins shot 42.0 percent from the field, including 37.3 percent from three.
- He scored 1,516 career points as a Bull (seventh-most in program history), which included his best scoring season in 2018-19. Collins posted a 587-point campaign that culminated in a 24-win season and postseason berth. That mark is the sixth-most points scored in a single season in South Florida history and ninth-most in American Athletic Conference history.

## » CAREER STATS

Year	GP	GS	Min.	Field Goals			3-PT			Rebounds			PF	DQ	A	TO	Blk	Stl	Pts.	Avg.				
				FG	FGA	Pct.	FG	FGA	Pct.	FT	FTA	Pct.									OR	DR	TOT	Avg.
2017-18*	27	13	668	84	169	.497	20	48	.417	81	113	.717	13	53	66	2.4	82	2	65	70	3	28	269	10.0
2018-19*	37	37	1242	167	418	.400	47	150	.313	206	293	.703	23	116	139	3.8	117	2	115	117	11	76	587	15.9
2019-20*	28	25	903	119	287	.415	22	84	.262	126	193	.653	23	86	109	3.9	82	4	54	94	10	49	386	13.8
2020-21*	22	21	668	95	226	.420	19	51	.373	65	117	.556	9	68	77	3.5	62	0	75	70	6	29	274	12.5
2021-22	24	24	688	90	174	.517	15	34	.441	57	102	.559	28	133	161	6.7	69	1	56	51	4	42	252	10.5
<b>TOTAL</b>	<b>140</b>	<b>122</b>	<b>4244</b>	<b>559</b>	<b>1295</b>	<b>.432</b>	<b>124</b>	<b>372</b>	<b>.333</b>	<b>550</b>	<b>841</b>	<b>.654</b>	<b>99</b>	<b>464</b>	<b>563</b>	<b>4.0</b>	<b>422</b>	<b>9</b>	<b>366</b>	<b>405</b>	<b>35</b>	<b>228</b>	<b>1792</b>	<b>12.8</b>

Note: \* - Played four seasons at South Florida

## » COLLINS NOTES

- He scored a career-high 31 points against Stony Brook (March 20) in the opening round of the CBI.
- Collins finished his South Florida career with 309 assists and 182 steals. In 2018-19 he recorded the 20th-most steals of any player in the NCAA. He was a frequent visitor to the charity stripe, setting the attempts (739) and makes (493) records in the AAC.
- Collins has earned All-AAC Rookie Team and Third Team honors during his time in Tampa. He played in 116 games and made 96 starts.
- Collins played four seasons at South Florida (2017-21) and will be immediately eligible after graduating from USF with a degree in business finance.

*“David Collins is a proven player at the high major level,” said Brownell. “He’s a strong, physical guard who excels making plays in the open court and he consistently puts pressure on the defense by attacking the paint. Adding David to our team certainly bolsters our depth at the position and versatility on the wing.”*



# 14 DEVIN FOSTER



Jr. | Forward | 6-2 | 180  
Canton, Mass. | Canton

## » CAREER HIGHS

Points	--	--	--
Rebounds	1	vs. Bryant	11/15/21
Assists	--	--	--
Steals	--	--	--
FG Made	--	--	--
3FG Made	--	--	--
FT Made	--	--	--
Minutes	1	vs. Bryant	11/15/21

## » ABOUT DEVIN FOSTER

Born April 7, 2001  
**Hometown** Canton, Mass.  
**High School** Canton  
**Major Financial Management**  
**Fun Fact** Just the fifth Clemson manager to be elevated to the active roster in school history.

## » 2021-22 GAME-BY-GAME

OPONENT	FG	PCT.	3FG	PCT.	FT	PCT.	OR-DR-TOT	PF	A	TO	BLK	STL	PTS	MIN
Presbyterian	DNP													
Wofford	DNP													
Bryant	0-0	.000	0-0	.000	0-0	.000	0-1-1	0	0	1	0	0	0	1
vs. Temple	0-0	.000	0-0	.000	0-0	.000	0-0-0	0	0	0	0	0	0	1
[22] vs. St. Bonaventure	DNP													
West Virginia	DNP													
Charleston Southern	0-0	.000	0-0	.000	0-0	.000	0-0-0	0	0	1	0	0	0	2
at Rutgers	DNP													
at Miami	DNP													
vs. Drake	DNP													
Miami (Oh.)	DNP													
South Carolina	DNP													
at Virginia	DNP													
Duke	PPD.													
Virginia	DNP													
at NC State	DNP													
at Notre Dame	0-1	.000	0-1	.000	0-0	.000	0-0-0	0	0	0	0	0	0	1
Boston College	DNP													
at Syracuse	DNP													
Pittsburgh	0-0	.000	0-0	.000	0-0	.000	0-0-0	0	0	0	0	0	0	1
[9] at Duke	DNP													
Florida State	DNP													
at Georgia Tech	DNP													
North Carolina	DNP													
[7] Duke	0-0	.000	0-0	.000	0-0	.000	0-0-0	0	0	0	0	0	0	1
Notre Dame														
at Florida State														
at Louisville														
Wake Forest														
at Boston College														
Georgia Tech														
Virginia Tech														

\* - Game Started; [] AP Ranking

## » NOTES

### FROM MANAGER TO PLAYER

- Clemson basketball student manager Devin Foster was elevated to the active roster during the 2021 offseason with fellow teammate Jack Nauseef.
- This isn't something unfamiliar to head coach Brad Brownell, who, in 2019, elevated a then-manager Wells Hoag (2019-21) to the active roster.
- He also elevated Riley McGillan in 2014. McGillan played 20 games through his Tiger career, scoring 11 points.
- McGillan later served as a graduate assistant in Clemson's program and is now the director of operations at Longwood University for men's basketball.
- Prior to Hoag and McGillan, the last managers to play in a game were Dennis Hopf (1988-89) and Edward Bynum (1984-85).
- The most points scored by a walk-on in a career is 33 by Jeff Holstein (1985-87) in 34 career games. He also recorded 32 rebounds.

### PROMOTED MANAGERS CAREER STATS

Name	Years	GP	FG	3FG	FT	Reb	Pts
Dan Nauseef	2021-pres.	1	0-0	0-0	0-0	1	0
Jack Nauseef	2021-pres.	3	0-2	0-1	0-0	0	0
Devin Foster	2021-pres.	6	0-1	0-1	0-0	1	0
Wells Hoag	2019-21	10	2-7	1-4	0-0	2	5
Riley McGillan	2014-17	20	4-14	2-12	1-2	2	11
Dennis Hopf	1988-89	1	0-1	0-0	0-0	0	0
Edward Bynum	1984-85	9	3-7	0-0	4-12	9	10


### BEFORE CLEMSON

- 2019 Mr. Basketball in Massachusetts
- All-time leading scorer at Canton High School (1,306 points)
- Averaged 21.0 points per game in high school Hockomock League MVP

## » CAREER STATS

Year	GP	GS	Min.	Field Goals			3-PT			FT	FTA	Pct.	Rebounds			PF	DQ	A	TO	Blk	Stl	Pts.	Avg.
				FG	FGA	Pct.	FG	FGA	Pct.				OR	DR	TOT								
2021-22	6	0	8	0	1	.000	0	1	.000	0	0	.000	0	1	1	0.2	0	0	0	2	0	0	0.0
<b>TOTAL</b>	<b>6</b>	<b>0</b>	<b>8</b>	<b>0</b>	<b>1</b>	<b>.000</b>	<b>0</b>	<b>1</b>	<b>.000</b>	<b>0</b>	<b>0</b>	<b>.000</b>	<b>0</b>	<b>1</b>	<b>1</b>	<b>0.2</b>	<b>0</b>	<b>0</b>	<b>0</b>	<b>2</b>	<b>0</b>	<b>0</b>	<b>0.0</b>

# 15 JACK NAUSEEF



Jr. | Guard | 6-1 | 160

Dayton, Ohio | Chaminade Julianne Catholic

## » CAREER HIGHS

Points	--	--	--
Rebounds	--	--	--
Assists	--	--	--
Steals	--	--	--
FG Made	--	--	--
3FG Made	--	--	--
FT Made	--	--	--
Minutes	1	vs. Bryant	11/15/21-

## » ABOUT JACK NAUSEEF

**Born** May 24, 2000  
**Hometown** Dayton, Ohio  
**High School** Chaminade Julianne Catholic  
**Major** Pre-Business  
**Fun Fact** Just the sixth Clemson manager to be elevated to the active roster in school history; brother Daniel is also a walk on.

## » 2021-22 GAME-BY-GAME

OPPONENT	FG	PCT.	3FG	PCT.	FT	PCT.	OR-DR-TOT	PF	A	TO	BLK	STL	PTS	MIN
Presbyterian	DNP													
Wofford	DNP													
Bryant	0-1	.000	0-0	.000	0-0	.000	0-0-0	0	0	0	0	0	0	1
vs. Temple	DNP													
[22] vs. St. Bonaventure	DNP													
West Virginia	DNP													
Charleston Southern	0-1	.000	0-1	.000	0-0	.000	0-0-0	0	0	0	0	0	0	2
at Rutgers	DNP													
at Miami	DNP													
vs. Drake	DNP													
Miami (Oh.)	DNP													
South Carolina	DNP													
at Virginia	DNP													
Duke	PPD.													
Virginia	DNP													
at NC State	DNP													
at Notre Dame	0-0	.000	0-0	.000	0-0	.000	0-0-0	0	0	0	0	0	0	1
Boston College	DNP													
at Syracuse	DNP													
Pittsburgh	0-0	.000	0-0	.000	0-0	.000	0-0-0	0	0	0	0	0	0	1
[9] at Duke	DNP													
Florida State	DNP													
at Georgia Tech	DNP													
North Carolina	DNP													
[7] Duke	0-1	.000	0-1	.000	0-0	.000	0-0-0	1	0	0	0	0	0	1
Notre Dame														
at Florida State														
at Louisville														
Wake Forest														
at Boston College														
Georgia Tech														
Virginia Tech														

\* - Game Started; [] AP Ranking

## » NOTES

### FROM MANAGER TO PLAYER

- Clemson basketball student manager Jack Nauseef was elevated to the active roster during the 2021 offseason with fellow teammate Devin Foster.
- This isn't something unfamiliar to head coach Brad Brownell, who, in 2019, elevated a then-manager Wells Hoag (2019-21) to the active roster.
- He also elevated Riley McGillan in 2014. McGillan played 20 games through his Tiger career, scoring 11 points.
- McGillan later served as a graduate assistant in Clemson's program and is now the director of operations at Longwood University for men's basketball.
- Prior to Hoag and McGillan, the last managers to play in a game were Dennis Hopf (1988-89) and Edward Bynum (1984-85).
- The most points scored by a walk-on in a career is 33 by Jeff Holstein (1985-87) in 34 career games. He also recorded 32 rebounds.

### PROMOTED MANAGERS CAREER STATS

Name	Years	GP	FG	3FG	FT	Reb	Pts
Dan Nauseef	2021-pres.	1	0-0	0-0	0-0	1	0
Jack Nauseef	2021-pres.	5	0-3	0-2	0-0	0	0
Devin Foster	2021-pres.	4	0-1	0-1	0-0	1	0
Wells Hoag	2019-21	10	2-7	1-4	0-0	2	5
Riley McGillan	2014-17	20	4-14	2-12	1-2	2	11
Dennis Hopf	1988-89	1	0-1	0-0	0-0	0	0
Edward Bynum	1984-85	9	3-7	0-0	4-12	9	10

### BEFORE CLEMSON

- Served as a team captain.
- Two-year varsity starter.
- Two-time All-Conference in the Greater Catholic League (GCL).
- All-District Team.

## » CAREER STATS

Year	GP	GS	Min.	Field Goals			3-PT			FT			Rebounds				PF	DQ	A	TO	Blk	Stl	Pts.	Avg.
				FG	FGA	Pct.	FG	FGA	Pct.	FT	FTA	Pct.	OR	DR	TOT	Avg.								
2021-22	5	0	6	0	3	.000	0	2	.000	0	0	.000	0	0	0	0.0	1	0	0	0	0	0	0.0	
<b>TOTAL</b>	<b>5</b>	<b>0</b>	<b>6</b>	<b>0</b>	<b>3</b>	<b>.000</b>	<b>0</b>	<b>2</b>	<b>.000</b>	<b>0</b>	<b>0</b>	<b>.000</b>	<b>0</b>	<b>0</b>	<b>0</b>	<b>0.0</b>	<b>1</b>	<b>0</b>	<b>0</b>	<b>0</b>	<b>0</b>	<b>0</b>	<b>0.0</b>	



» CAREER HIGH			
Points	24	vs. North Carolina	2/8/22
Rebounds	13	vs. Drake	12/11/21
Assists	4	at Georgia Tech	2/5/22
Blocks	4	2x, last vs. North Carolina	2/8/22
Steals	2	2x, last at Syracuse	1/18/22
FG Made	10	at NC State	1/8/22
3FG Made	3	3x, last vs. Virginia	1/4/22
FT Made	9	vs. Drake	12/11/21
Minutes	39	vs. Drake	12/11/21

» ABOUT PJ HALL	
Born	February 21, 2002
Hometown	Spartanburg, S.C.
High School	Dorman
Major Sports Communications	
Fun Fact:	Sister, Thayer, was a standout volleyball player at the University of Florida

## » 2021-22 GAME-BY-GAME

OPPONENT	FG	PCT.	3FG	PCT.	FT	PCT.	OR-DR-TOT	PF	A	TO	BLK	STL	PTS	MIN
* Presbyterian	2-4	.500	1-2	.500	1-4	.250	1-7-8	2	1	4	2	1	6	29
* Wofford	6-8	.750	3-4	.750	7-10	.700	2-6-8	4	0	3	0	0	22	26
* Bryant	7-13	.538	0-1	.000	0-0	.000	2-3-5	2	3	0	1	0	14	24
* vs. Temple	6-11	.545	1-4	.250	0-0	.000	0-2-2	0	3	0	1	0	13	20
* [22] vs. St. Bonaventure	8-15	.533	3-5	.600	3-4	.750	3-5-8	1	2	1	3	0	22	31
* West Virginia	5-7	.714	0-1	.000	0-0	.000	2-3-5	2	1	2	0	0	10	25
* Charleston Southern	4-7	.571	1-2	.500	1-2	.500	0-2-2	3	2	1	0	1	10	13
* at Rutgers	5-13	.385	0-3	.000	0-0	.000	1-3-4	5	0	0	2	0	10	19
* at Miami	6-14	.429	0-4	.000	6-6	1.000	1-6-7	2	2	2	0	1	18	36
* vs. Drake	6-15	.400	1-5	.200	9-9	1.000	6-7-13	2	2	3	0	0	22	39
* Miami (Oh.)	5-12	.417	1-4	.250	2-2	1.000	0-5-5	2	1	1	2	0	13	26
* South Carolina	5-14	.357	0-1	.000	6-8	.750	3-5-8	4	2	0	3	1	16	29
* at Virginia	5-13	.385	1-2	.500	0-2	.000	2-5-7	1	1	1	1	1	11	32
Duke	PPD.													
* Virginia	5-16	.313	3-7	.429	0-0	.000	0-3-3	2	3	1	0	0	13	30
* at NC State	10-16	.625	0-1	.000	0-0	.000	2-3-5	3	0	3	4	1	20	32
* at Notre Dame	7-16	.438	0-4	.000	0-0	.000	1-6-7	2	3	2	0	0	14	29
* Boston College	4-9	.444	0-2	.000	4-4	1.000	0-2-2	4	2	5	1	0	12	33
* at Syracuse	9-13	.692	0-0	.000	1-3	.333	2-9-11	3	0	1	0	2	19	33
* Pittsburgh	4-5	.800	2-2	1.000	6-8	.750	0-1-1	1	2	5	0	0	16	28
* [9] at Duke	6-21	.286	2-7	.286	0-0	.000	4-6-10	2	3	1	1	0	14	34
* Florida State	5-8	.625	0-0	.000	5-6	.833	2-5-7	4	0	1	1	1	15	27
* at Georgia Tech	9-15	.600	0-2	.000	0-0	.000	4-4-8	1	4	3	2	1	18	28
* North Carolina	9-18	.500	2-5	.400	4-4	1.000	0-3-3	4	3	2	4	2	24	29
* [7] Duke	6-15	.400	1-3	.333	4-5	.800	2-1-3	2	0	2	2	1	17	29
Notre Dame														
at Florida State														
at Louisville														
Wake Forest														
at Boston College														
Georgia Tech														
Virginia Tech														

\* - Game Started; [ ] AP Ranking

### Duke Head Coach Mike Krzyzewski on PJ Hall:

"Hall is the most improved player on the planet. He played nine minutes a game last year and he's one of the better big guys in the country; he's a pro, really. He can shoot, go out and [he's] mobile."

## » NOTES

### HALL IS ONE OF THE ACC'S MOST IMPROVED

PJ Hall has been one of the ACC's most improved players this season.

### PJ HALL: SOPHOMORE VS. FRESHMAN

Year	MPG	FG%	3FG%	RPG	APG	SPG	BPG	PPG
2021-22	28.6	.483	.310	5.9	1.7	0.5	1.3	15.4
2020-21	10.0	.492	.133	2.0	0.1	0.2	0.2	3.5

Hall has stepped into a full-time starting role this season after the departure of All-ACC player Aamir Simms.

Hall's production has skyrocketed in numerous categories with the expanded playing time and vital role played while on the floor for the Tigers.

Hall's 22.6 PER (Player Efficiency Rating) is fourth amongst sophomores in the ACC this season.

But with a Usage Percentage of 29.0, Hall is one of only two second-year players in the top four of the ACC this season.

The local product has produced 23-straight double-digit scoring games, which includes three 22-point scoring games and one 20-point outing.

His fifth 20-point game came in a 24-point effort against North Carolina (Feb. 8). He finished 9-for-18 from the floor.

He totaled his first career double-double against Drake (Dec. 11) with 22 points and 13 rebounds. He garnered six boards on the offensive glass.

Hall turned in a stretch where he went 18-for-18 at the free throw line from Dec. 4 at Miami until Dec. 18 at home against South Carolina. He was 23-for-25 total in that stretch.

He has collected multiple blocks in five games this season, including a career-high three against St. Bonaventure (Nov. 19) and South Carolina (Dec. 18).

He has totaled three 3-pointers in a game on three occasions (vs. Wofford, vs. St. Bonaventure and vs. Virginia).

Hall is the first player since Jaron Blossomgame (Feb. 25, 2017 vs. Florida State) to finish at least 9-for-9 at the line in a game.

He is also just the fourth Tiger to do so during the Brad Brownell Era at Clemson.

### HALL'S CAREER DOUBLE-DOUBLES

PJ Hall totaled his first career double-double and vs. Drake (Dec. 11).

Hall finished with 22 points and 13 rebounds in the 90-80 overtime victory in Atlanta.

## » CAREER STATS

Year	GP	GS	Min.	Field Goals			3-PT			Rebounds			Avg.	PF	DQ	A	TO	Blk	Stl	Pts.	Avg.			
				FG	FGA	Pct.	FG	FGA	Pct.	OR	DR	TOT												
2020-21	21	0	208	30	61	.492	2	15	.133	12	16	.750	14	28	42	2.0	28	0	2	9	5	4	74	3.5
2021-22	24	24	685	144	298	.483	22	71	.310	59	77	.766	40	102	142	5.9	58	1	40	44	30	13	369	15.4
<b>TOTAL</b>	<b>45</b>	<b>24</b>	<b>893</b>	<b>174</b>	<b>359</b>	<b>.485</b>	<b>24</b>	<b>86</b>	<b>.279</b>	<b>71</b>	<b>93</b>	<b>.763</b>	<b>54</b>	<b>130</b>	<b>184</b>	<b>4.1</b>	<b>86</b>	<b>1</b>	<b>42</b>	<b>53</b>	<b>35</b>	<b>17</b>	<b>443</b>	<b>9.8</b>

## » HALL NOTES

- Hall then collected his second career double-double in a 91-78 loss at Syracuse. Hall finished with 19 points and 11 rebounds.
- Hall notched his third double-double in a two-point loss at Duke. He scored 14 points and grabbed 10 rebounds.

### PJ HALL DOUBLE-DOUBLES

Date	Opponent	Points	Rebounds
Jan. 25, 2022	at Duke	14	10
Jan. 18, 2022	at Syracuse	19	11
Dec. 11, 2021	vs. Drake	22	13

### HALL TURNS IN VALIENT EFFORT VS. DRAKE

- PJ Hall posted his first career double-double in a 90-80 overtime win against Drake (Dec. 11).
- Hall had 22 points and 13 rebounds, six of which came on the offensive glass. He also handed out two assists and finished a perfect 9-for-9 at the free throw line.
- Hall is the first player since Jaron Blossomgame (Feb. 25, 2017 vs. Florida State) to finish at least 9-for-9 at the line in a game.
- He is also just the fourth Tiger to do so during the Brad Brownell Era at Clemson.

### PJ HALL AT THE CHARLESTON CLASSIC

- PJ Hall averaged 15.0 points, 5.0 rebounds, 2.0 assists and 1.3 blocks per game during the three-game tournament.
- Hall shot 19-for-33 (57.6 percent) from the floor, including 4-for-10 from three.
- He tied career highs against No. 22 St. Bonaventure with 22 points and eight rebounds. Of his eight rebounds, three of them came on the offensive glass – a new career high.

### CAREER NIGHT FOR HALL AGAINST HOMETOWN TEAM

- PJ Hall finished with a career-high 22 points and tied his career high with eight rebounds in a 76-68 win over Wofford on Nov. 12.
- It marked Hall's first career 20-point game.
- He made a career-best seven free throws on a career high 10 attempts, while adding in a career-best three triples and finished 6-for-8 from the field.

### FAST START ON OPENING NIGHT

- PJ Hall notched a career-best with eight rebounds in a season opening win against Presbyterian.
- Of Hall's eight boards, one was on the offensive glass.
- Hall also added a career-best two blocked shots in addition to one steal and one assist.

### STEPPING UP BIG AGAINST NC STATE

- PJ Hall stepped up in a big way off the bench for the Tigers in a 74-70 overtime win against NC State (Jan. 2, 2021).
- Hall scored eight points on 4-for-7 shooting, including providing a hook shot over Manny Bates with 10 seconds left in overtime to extend the Clemson lead to 74-70.

### THROWN INTO THE FIRE

- PJ Hall was thrown into the fire in his first collegiate game and did not disappoint.
- Hall relieved Amir Simms off the bench when Simms got into foul trouble.
- Hall finished 5-for-6 from the floor with 10 points and seven rebounds to help lead the Tigers to a 53-42 victory over Mississippi State (Nov. 25, 2020).

### PJ HALL'S AWARDS AND ACCOLADES

#### Rankings

- #1 ranked player in South Carolina
- 2019-20 South Carolina Gatorade Player of the Year
- ESPN ranked four-star prospect (No. 48 in ESPN Top

- 100, No. 9 power forward in the nation)
- 247Sports ranked four-star prospect (No. 54 in Top247, No. 9 power forward in the nation)
- Rivals ranked four-star prospect (No. 48 in Rivals150, No. 8 power forward in the nation)

#### 2018-19

- Averaged 14.5 points, 8.2 rebounds and 2.1 blocks per game as a junior
- USA Today All-South Carolina Team
- 5A State Champion
- All-Region
- All-State
- Spartanburg Herald Journal First-Team All-Area
- Chick-Fil-A Classic All-Tournament Team

#### 2017-18:

- SC Top-80 Camp "Mr. Basketball"
- 5A State Champion
- SCHSL All-Rookie Team



# 32 DANIEL NAUSEEF

Fr. | Forward | 6-7 | 215  
Dayton, Ohio | Chaminade Julianne Catholic



## » CAREER HIGHS

Points	--	--	--
Rebounds	--	--	--
Assists	--	--	--
Steals	--	--	--
FG Made	--	--	--
3FG Made	--	--	--
FT Made	--	--	--
Minutes	--	--	--

## » ABOUT JACK NAUSEEF

Born September 29, 2002  
**Hometown** Dayton, Ohio  
**High School** Chaminade Julianne Catholic  
**Major** Microbiology  
**Fun Fact** Just the seventh Clemson manager to be elevated to the active roster in school history; brother Jack is also a walk on

## » 2021-22 GAME-BY-GAME

OPPONENT	FG	PCT.	3FG	PCT.	FT	PCT.	OR-DR-TOT	PF	A	TO	BLK	STL	PTS	MIN
vs. Drake	DNP													
Miami (Oh.)	DNP													
South Carolina	DNP													
at Virginia	DNP													
Duke	PPD.													
Virginia	DNP													
at NC State	DNP													
at Notre Dame	0-0	.000	0-0	.000	0-0	.000	1-0-1	0	0	0	0	0	0	1
Boston College	DNP													
at Syracuse	DNP													
Pittsburgh	DNP													
[9] at Duke	DNP													
Florida State	DNP													
at Georgia Tech	DNP													
North Carolina	DNP													
[7] Duke	0-0	.000	0-0	.000	0-0	.000	0-0-0	0	0	0	0	0	0	1
Notre Dame														
at Florida State														
at Louisville														
Wake Forest														
at Boston College														
Georgia Tech														
Virginia Tech														

\* - Game Started; [] AP Ranking

## » NOTES

### FROM MANAGER TO PLAYER

- Clemson basketball student manager Daniel Nauseef was elevated to the active roster on Dec. 10, 2021. He joins his brother Jack Nauseef and Devin Foster as former managers turned walk on.
- This isn't something unfamiliar to head coach Brad Brownell, who, in 2019, elevated a then-manager Wells Hoag (2019-21) to the active roster.
- He also elevated Riley McGillan in 2014. McGillan played 20 games through his Tiger career, scoring 11 points.
- McGillan later served as a graduate assistant in Clemson's program and is now the director of operations at Longwood University for men's basketball.
- Prior to Hoag and McGillan, the last managers to play in a game were Dennis Hopf (1988-89) and Edward Bynum (1984-85).
- The most points scored by a walk-on in a career is 33 by Jeff Holstein (1985-87) in 34 career games. He also recorded 32 rebounds.


### PROMOTED MANAGERS CAREER STATS

Name	Years	GP	FG	3FG	FT	Reb	Pts
Dan Nauseef	2021-pres.	2	0-0	0-0	0-0	1	0
Jack Nauseef	2021-pres.	1	0-1	0-0	0-0	0	0
Devin Foster	2021-pres.	2	0-0	0-0	0-0	1	0
Wells Hoag	2019-21	10	2-7	1-4	0-0	2	5
Riley McGillan	2014-17	20	4-14	2-12	1-2	2	11
Dennis Hopf	1988-89	1	0-1	0-0	0-0	0	0
Edward Bynum	1984-85	9	3-7	0-0	4-12	9	10

## » CAREER STATS

Year	GP	GS	Min.	Field Goals			3-PT			FT			Rebounds			PF	DQ	A	TO	Blk	Stl	Pts.	Avg.
				FG	FGA	Pct.	FG	FGA	Pct.	FT	FTA	Pct.	OR	DR	TOT								
2021-22	2	0	2	0	0	.000	0	0	.000	0	0	.000	1	0	1	0.5	0	0	0	0	0	0	0.0
<b>TOTAL</b>	<b>2</b>	<b>0</b>	<b>2</b>	<b>0</b>	<b>0</b>	<b>.000</b>	<b>0</b>	<b>0</b>	<b>.000</b>	<b>0</b>	<b>0</b>	<b>.000</b>	<b>1</b>	<b>0</b>	<b>1</b>	<b>0.5</b>	<b>0</b>	<b>0</b>	<b>0</b>	<b>0</b>	<b>0</b>	<b>0</b>	<b>0.0</b>

# 33 NAZ BOHANNON



+Sr. | Forward | 6-6 | 232  
Lorain, Ohio | Lorain

## » CAREER HIGHS

Points	32	vs. Green Bay	1/1/21
Rebounds	19	vs. Central Michigan	12/4/18
Offensive Rebounds	9	2x, last at Cleveland State	1/26/19
Assists	11	at Oakland	3/2/21
Blocks	2	at Western Michigan	12/7/19
Steals	4	3x, last vs. Thiel	11/7/19
FG Made	12	vs. Green Bay	1/1/21
3FG Made	3	at Ohio State	12/18/18
FT Made	8	vs. Green Bay	1/1/21
Minutes	52	vs. Central Michigan	12/4/18

## » ABOUT NAZ BOHANNON

**Born** January 22, 1999  
**Hometown** Lorain, Ohio  
**High School** Lorain  
**Previous School** Youngstown State  
**Major Athletic Leadership**

## » 2021-22 GAME-BY-GAME

OPPONENT	FG	PCT.	3FG	PCT.	FT	PCT.	OR-DR-TOT	PF	A	TO	BLK	STL	PTS	MIN
Presbyterian	0-1	.000	0-0	.000	0-0	.000	1-2-3	0	1	0	0	0	0	21
Wofford	2-4	.500	0-0	.000	1-2	.500	2-5-7	1	3	2	1	0	5	13
Bryant	1-2	.500	0-0	.000	0-0	.000	1-3-4	2	3	1	0	0	2	18
vs. Temple	3-4	.750	0-0	.000	0-0	.000	1-1-2	1	1	0	0	0	6	18
[22] vs. St. Bonaventure	0-1	.000	0-0	.000	0-0	.000	0-0-0	0	2	1	0	0	0	17
West Virginia	2-4	.500	0-0	.000	3-4	.750	1-2-3	3	4	4	0	0	7	25
Charleston Southern	5-8	.625	0-0	.000	0-0	.000	3-4-7	2	2	0	0	0	10	19
at Rutgers	4-6	.667	0-0	.000	0-0	.000	3-1-4	1	3	2	1	0	8	24
at Miami	2-4	.500	0-0	.000	0-0	.000	4-2-6	0	4	1	0	0	4	20
vs. Drake	2-2	1.000	0-0	.000	0-0	.000	0-2-2	4	2	2	0	0	4	24
Miami (Oh.)	5-9	.556	0-0	.000	0-1	.000	0-4-4	0	3	1	0	0	10	25
South Carolina	0-0	.000	0-0	.000	0-0	.000	0-3-3	1	1	3	0	1	0	12
at Virginia	4-6	.667	0-0	.000	0-0	.000	0-1-1	2	2	0	0	1	8	12
Duke	PPD.													
Virginia	0-2	.000	0-0	.000	0-0	.000	1-1-2	2	2	2	0	0	0	13
at NC State	2-3	.667	0-0	.000	1-1	1.000	0-4-4	1	2	3	0	1	5	16
at Notre Dame	1-3	.333	0-0	.000	1-1	1.000	3-3-6	2	1	1	0	0	3	17
Boston College	3-6	.500	0-0	.000	3-3	1.000	4-8-12	0	1	1	1	0	9	19
at Syracuse	2-3	.667	0-0	.000	0-0	.000	1-2-3	1	2	1	0	0	4	18
Pittsburgh	2-5	.400	0-0	.000	0-0	.000	2-1-3	0	2	0	0	1	4	22
[9] at Duke	1-3	.333	0-1	.000	0-0	.000	0-1-1	0	0	0	0	1	2	12
Florida State	5-7	.714	0-0	.000	1-1	1.000	3-2-5	1	3	1	0	0	11	30
* at Georgia Tech	4-6	.667	0-0	.000	1-2	.500	2-6-8	2	2	5	0	2	9	30
* North Carolina	2-8	.250	0-0	.000	2-2	1.000	1-2-3	1	0	1	0	1	6	26
[7] Duke	5-7	.714	1-1	1.000	2-4	.500	1-3-4	1	0	0	0	0	13	23

Notre Dame														
at Florida State														
at Louisville														
Wake Forest														
at Boston College														
Georgia Tech														
Virginia Tech														

\* - Game Started; [] AP Ranking

## » NOTES

### SIXTH MAN PRODUCTION

Naz Bohannon has given the Tigers tremendous minutes off of the bench this season, contributing to nearly every positive play category (organized by total points scored).

### PLAYERS WITH AT LEAST 55.0% FG, 40+ ASSISTS AND 90+ REBOUNDS OFF THE BENCH

Rk	Name	GP-GS	FG%	Reb	Ast	Pts
1.	Trevion Williams, Purdue	24-4	56.0	194	73	296
2.	Luke Appel, South Dakota St.	26-1	58.4	92	40	223
3.	Sadaidriene Hall, Stephen F. Austin	24-3	58.1	135	42	227
4.	Dylan Van Eyck, Iona	23-3	60.0	103	75	199
5.	Naz Bohannon, Clemson	24-2	54.8	97	46	130

### JOINING ELITE COMPANY

Naz Bohannon is the eighth player since the 1992-93 season to produce at least 1,200 points, 1,000 rebounds and 300 assists (College Basketball Reference).

### PLAYERS WITH AT LEAST 1,300 POINTS, 1,000 REBOUNDS AND 300 ASSISTS (CAREER - SINCE 1992-93 SEASON)

Rk	Name	Years	Pts	Reb	Ast
1.	Ethan Happ, Wisconsin	2016-19	2130	1217	423
2.	Keith Braxton, St. Francis (Pa.)	2017-20	2067	1149	454
3.	John Konchar, IPFW	2016-19	2065	1149	553
4.	Marqus Blakely, Vermont	2007-10	1875	1044	301
5.	Kyle Collinsworth, BYU	2011-16	1707	1047	703
6.	Draymond Green, Michigan St.	2009-12	1517	1096	425
7.	Shaun Stonerook, Ohio St./Ohio	1996-00	1438	1035	390
8.	Naz Bohannon, Clemson/YSU	2017-21	1353	1083	338

### CLEANING UP THE GLASS

- Naz Bohannon came to Clemson with 990 career rebounds.
- Bohannon grabbed seven in a win over Wofford (Nov. 12) and notched the 1,000 rebound plateau of his career.
- He is the only active Division I player with 1,000 career rebounds.

### BEFORE CLEMSON (YOUNGSTOWN STATE)

- Bohannon is a 6-6, 228-pound forward who led the Penguins in scoring last season (16.5 ppg) and rebounding (8.2 rpg), while also logging 32.9 minutes per contest and a team-best 52.6 percent shooting clip.
- He posted 11 20-point outings, including a season-high 32 points in a win over Green Bay (Jan. 1).

## » CAREER STATS

Year	GP	GS	Min.	Field Goals			3-PT			FT			Rebounds				PF	DQ	A	TO	Blk	Stl	Pts.	Avg.
				FG	FGA	Pct.	FG	FGA	Pct.	FT	FTA	Pct.	OR	DR	TOT	Avg.								
2017-18*	32	31	933	93	226	.412	6	26	.231	38	66	.576	108	151	259	8.1	84	1	44	52	5	23	230	7.2
2018-19*	29	29	845	95	203	.468	5	21	.238	31	50	.620	100	142	242	8.3	74	3	86	63	5	22	226	7.8
2019-20*	33	33	1062	153	296	.517	1	4	.250	61	107	.570	133	151	284	8.6	73	1	83	78	7	22	368	11.2
2020-21*	25	25	823	172	327	.526	1	6	.167	67	112	.598	74	131	205	8.2	54	0	79	65	1	17	412	16.5
2021-22	24	2	476	57	104	.548	1	2	.500	15	21	.714	34	63	97	4.0	28	0	46	32	3	8	130	5.4
<b>TOTAL</b>	<b>143</b>	<b>120</b>	<b>4138</b>	<b>570</b>	<b>1156</b>	<b>.493</b>	<b>14</b>	<b>59</b>	<b>.237</b>	<b>212</b>	<b>356</b>	<b>.596</b>	<b>449</b>	<b>638</b>	<b>1087</b>	<b>7.6</b>	<b>313</b>	<b>4</b>	<b>338</b>	<b>290</b>	<b>21</b>	<b>92</b>	<b>1366</b>	<b>9.6</b>

Note: \* - Played four seasons at Youngstown State

## » BOHANNON NOTES

- Bohannon logged six double-digit rebounding games, including a season-high 13 at Oakland (March 2).
- He scored 1,236 career points as a Penguin, which includes his best season as a senior with 412 points.
- Bohannon finished his Youngstown State career with 990 rebounds, 292 assists, 84 steals and 18 blocks. He finished 10 rebounds shy of becoming the first Penguin to record 1,000 points and 1,000 rebounds.
- Bohannon was a Horizon League All-Freshman team member in 2017-18 after posting 7.2 points and 8.1 rebounds per contest.
- Bohannon played four seasons at Youngstown State (2017-21) and will be immediately eligible after graduating from Youngstown State with a degree in business administration.

*"Naz Bohannon assuredly adds physicality and toughness to our team. He is a relentless rebounder who enjoys mixing it up inside on both ends of the floor. While his scoring and rebounding numbers stand out, our staff was equally impressed by his vision and willingness to get shots for his teammates."*

# MISCELLANEOUS STATS

## MISCELLANEOUS STATS

**Dunks:** David Collins (4), PJ Hall (19), Chase Hunter (3), Ben Middlebrooks (1), Ian Schieffelin (1), Hunter Tyson (8)

**Charges Taken:** Naz Bohannon (1), David Collins (14), Al-Amir Dawes (1), PJ Hall (6), Alex Hemenway (2), Chase Hunter (1), Ben Middlebrooks (1), Hunter Tyson (12)

**20-Point Games:** Al-Amir Dawes (1), PJ Hall (5)

**30-Point Games:**

**Double-Doubles:** David Collins (3), PJ Hall (3), Hunter Tyson (1)

**Double Figure Scoring:** Naz Bohannon (4), David Collins (14), Al-Amir Dawes (12), PJ Hall (23), Alex Hemenway (2), Nick Honor (9), Chase Hunter (6), Ian Schieffelin (1), Hunter Tyson (12)

**Double Figure Rebounding:** Naz Bohannon (1), David Collins (4), PJ Hall (3), Ian Schieffelin (1), Hunter Tyson (1)

**Led Clemson in Scoring:** David Collins (1), Al-Amir Dawes (3), PJ Hall (11), Alex Hemenway (1), Nick Honor (1), Hunter Tyson (4)

**Led Clemson in Rebounding:** David Collins (7), PJ Hall (7), Chase Hunter (1), Ian Schieffelin (1), Hunter Tyson (3)

**Led Clemson in Assists:** Naz Bohannon (2), David Collins (3), Al-Amir Dawes (3), Nick Honor (7), Chase Hunter (1)

**Consecutive Field Goals Made:** 4 vs. Presbyterian (11/9/21); 8 by Nick Honor vs. Temple/St. Bonaventure (11/18/21-11/19/21)

**Consecutive Points Scored:** 12 by Nick Honor vs. Temple (11/18/21)

**Consecutive Free Throws Made:** 6 by Hunter Tyson vs. Rutgers (11/30/21); PJ Hall vs. Miami (12/4/21); Overall: PJ Hall made 18-straight (11/26/21-12/14/21)

**Consecutive Three-Pointers Made:** 5 by Nick Honor vs. Temple/St. Bonaventure (11/18/21-11/19/21)

**Largest Lead:** 37 vs. Charleston Southern (11/26/21)

**Largest Deficit:** 23 vs. Notre Dame (1/12/22 - 2nd half, 7:17)

**Largest Halftime Deficit:** 8 vs. Presbyterian (11/9/21); 8 vs. Wofford (11/12/21); 8 vs. Rutgers (11/30/21)

**Largest Deficit Overcome for Victory:** 11 vs. Presbyterian (11/9/21)

**Most Consecutive Clemson Points:** 14 vs. Temple (11/18/21 - 2nd half, 18:52)

**Most Consecutive Opponent Points:** 16 by St. Bonaventure (11/19/21 - 2nd half, 5:56).

## CLEMSON'S RECORD...

Overall.....	12-12	When leading with 1:00 left .....	12-1
At home.....	8-4	When trailing with 1:00 left .....	0-9
On the road .....	2-6	When shooting 50% or better.....	4-1
At neutral sites .....	2-2	When opponent shoots less than 50% .....	10-9
In overtime .....	0-0	When scoring 70 or more points .....	10-3
Vs. ranked opponents .....	0-3	When winning the rebound margin.....	9-5
In games decided by 3 points or less.....	0-4	When winning the turnover margin.....	8-5
In games decided by 5 points or less.....	1-2	When winning points in the paint .....	8-6
In games decided by 7 or more points.....	10-5	When winning bench points .....	6-5
When leading at halftime .....	11-4	In November .....	5-3
When trailing at halftime.....	1-7	In December .....	4-1
When tied at halftime .....	0-1	In January .....	2-5
When leading with 5:00 left .....	12-4	In February .....	1-3
When trailing with 5:00 left.....	0-7	In March.....	0-0



# SEASON SUPERLATIVES

CATEGORY	CLEMSON TEAM HIGH	CLEMSON TEAM LOW
Total Points	93 vs. <b>Bryant, 11/15/21</b>	56 vs. Notre Dame, 1/12/22
1st Half Points	52 vs. <b>Bryant, 11/15/21</b>	20 vs. Georgia Tech, 2/5/22
2nd Half Points	54 vs. <b>Charleston Southern, 11/26/21</b>	25 vs. West Virginia, 11/21/21
1st Half Field Goal %	63.6 vs. <b>Bryant, 11/15/21</b>	25.8 vs. Notre Dame, 1/12/22
2nd Half Field Goal %	57.7 vs. NC State, 1/8/22	36.0 vs. <b>Virginia, 1/4/22</b>
Scoring Margin	+32 vs. <b>Charleston Southern, 11/26/21</b>	-18 vs. <b>Duke, 2/10/22</b>
Field Goals Made	35 vs. <b>Bryant, 11/15/21</b>	21 vs. many (3), last vs. Notre Dame, 1/12/22
Field Goal Attempts	71 vs. Duke, 1/25/22	40 vs. West Virginia, 11/21/21
Field Goal %	56.5 vs. <b>Bryant, 11/15/21</b>	33.3 vs. <b>South Carolina, 12/18/21</b>
3-Pointers Made	13 vs. <b>Miami (Ohio), 12/14/21</b>	3 vs. NC State, 1/8/22
3-Point Attempts	32 vs. Notre Dame, 1/12/22	10 vs. NC State, 1/8/22
3-Point % (min. 10 att.)	55.6 vs. <b>Bryant, 11/15/21</b>	18.8 vs. Notre Dame, 1/12/22
Free Throws Made	23 vs. Drake, 12/11/21; <b>South Carolina, 12/18/21</b>	0 vs. Duke, 1/25/22
Free Throw Attempts	31 vs. <b>South Carolina, 12/18/21</b>	1 vs. Duke, 1/25/22
Free Throw % (min. 10 att.)	91.7 vs. <b>Charleston Southern, 11/26/21</b>	55.6 vs. West Virginia, 11/21/21
Rebounds	51 vs. <b>South Carolina, 12/18/21</b>	23 vs. <b>Virginia, 1/4/22</b>
Offensive Rebounds	19 vs. <b>South Carolina, 12/18/21</b>	4 vs. many (3), last vs. Syracuse, 1/18/22
Rebound Margin	+18 vs. Miami, 12/4/21	-13 vs. vs. Syracuse, 1/18/22
Assists	22 vs. vs. Syracuse, 1/18/22	10 vs. vs. many (3), last vs. Boston College, 1/15/22
Turnovers	20 vs. West Virginia, 11/21/21	6 vs. St. Bonaventure, 11/19/21; <b>Duke, 2/10/22</b>
Blocked Shots	7 vs. Virginia, 12/22/21	0 vs. Miami, 12/4/21
Steals	9 vs. many (4), last vs. Georgia Tech, 2/5/22	3 vs. Rutgers, 11/30/21; Notre Dame, 1/12/22
Fouls	22 vs. Rutgers, 11/30/21	11 vs. <b>Bryant, 11/15/21</b> ; Temple, 11/19/21

CATEGORY	OPPONENT TEAM HIGH	OPPONENT TEAM LOW
Total Points	91 by vs. Syracuse, 1/18/22	48 by Temple, 11/18/21; <b>Pittsburgh, 1/22/22</b>
1st Half Points	40 by <b>Bryant, 11/15/21</b> ; vs. Syracuse, 1/18/22	24 by <b>Charleston Southern, 11/26/21</b> ; <b>South Carolina, 12/18/21</b>
2nd Half Points	51 by vs. Syracuse, 1/18/22	21 by <b>Presbyterian, 11/9/21</b> ; <b>Pittsburgh, 1/22/22</b>
1st Half Field Goal %	61.9 by <b>Virginia, 1/4/22</b>	29.6 by NC State, 1/8/22
2nd Half Field Goal %	60.7 by <b>North Carolina, 2/8/22</b>	21.7 by Virginia, 12/22/21
Field Goals Made	31 by vs. Syracuse, 1/18/22; <b>Duke, 2/10/22</b>	15 by Virginia, 12/22/21
Field Goal Attempts	63 by <b>Duke, 2/10/22</b>	41 by Virginia, 12/22/21
Field Goal %	54.3 by <b>Virginia, 1/4/22</b>	29.5 by <b>Charleston Southern, 11/26/21</b>
3-Pointers Made	14 by St. Bonaventure, 11/19/21	3 by <b>Presbyterian, 11/9/21</b>
3-Point Attempts	30 by <b>Miami (Ohio), 12/14/21</b>	23 by <b>Wofford, 11/12/21</b> ; <b>Pittsburgh, 1/22/22</b>
3-Point % (min. 10 att.)	50.0 by Duke, 1/25/22	12.5 by <b>Presbyterian, 11/9/21</b>
Free Throws Made	21 by <b>Wofford, 11/12/21</b> ; <b>Virginia, 1/4/22</b>	8 by many (3), last vs. Boston College, 1/15/22
Free Throw Attempts	26 by Rutgers, 11/30/21; vs. Syracuse, 1/18/22	10 by <b>Presbyterian, 11/9/21</b>
Free Throw % (min. 10 att.)	100.0 by <b>Charleston Southern, 11/26/21</b>	53.3 by Boston College, 1/15/22
Rebounds	42 by <b>Duke, 2/10/22</b>	21 by Miami, 12/4/21
Offensive Rebounds	13 by West Virginia, 11/21/21; NC State, 1/8/22	2 by Virginia, 12/22/21
Assists	18 by Miami, 12/4/21; Duke, 1/25/22; Georgia Tech, 2/5/22	4 by <b>South Carolina, 12/18/21</b>
Turnovers	20 by Pittsburgh, 1/22/22	7 by Rutgers, 11/30/21; <b>Duke, 2/10/22</b>
Blocked Shots	11 by Virginia, 12/22/21	0 by <b>Charleston Southern, 11/26/21</b>
Steals	12 by NC State, 1/8/22	2 by <b>South Carolina, 12/18/21</b>
Fouls	29 by <b>South Carolina, 12/18/21</b>	10 by St. Bonaventure, 11/19/21; Virginia, 12/22/21

CATEGORY	CLEMSON INDIVIDUAL BEST	OPPONENT INDIVIDUAL BEST
Points	24 by <b>PJ Hall vs. North Carolina, 2/8/22</b>	27 by Dereon Seabron (NC State), 1/8/22
Field Goals Made	10 by PJ Hall vs. NC State, 1/8/22	10 by <b>Peter Kiss (Bryant), 11/15/21</b>
Field Goal Attempts	18 by <b>PJ Hall vs. North Carolina, 2/8/22</b>	20 by <b>Peter Kiss (Bryant), 11/15/21</b> Dereon Seabron (NC State), 1/8/22
Field Goal Perfection	7 by Nick Honor vs. Temple, 11/18/21	8 by <b>Mark Williams (Duke), 2/10/22</b>
3-Pointers Made	6 by Al-Amir Dawes vs. Georgia Tech, 2/5/22	5 by <b>Chris Childs (Bryant), 11/15/21</b> Jaren Holmes (St. Bonaventure), 11/19/21 Brevin Galloway (Boston College), 1/15/22 Tucker DeVries (Drake), 12/11/21
3-Point Attempts	10 by Al-Amir Dawes vs. Georgia Tech, 2/5/22	12 by Tucker DeVries (Drake), 12/11/21
3-Point Perfection	4 by Nick Honor vs. Temple, 11/18/21	5 by <b>Chris Childs (Bryant), 11/15/21</b>
Free Throws Made	7 by <b>PJ Hall vs. Wofford, 11/12/21</b>	9 by <b>Chico Carter Jr. (South Carolina), 12/18/21</b> <b>Jayden Gardner (Virginia), 1/4/22</b>
Free Throw Attempts	10 by <b>PJ Hall vs. Wofford, 11/12/21</b>	11 by Dereon Seabron (NC State), 1/8/22
Free Throw Perfection	9 by PJ Hall vs. Drake, 12/11/21	7 by Joseph Girard III (Syracuse), 1/18/22
Rebounds	13 by PJ Hall vs. Drake, 12/11/21; Hunter Tyson vs. South Carolina, 12/18/21	11 by <b>many (3), last by Trevor Keels (Duke), 2/10/22</b>
Offensive Rebounds	6 by PJ Hall vs. Drake, 12/11/21; Hunter Tyson vs. South Carolina, 12/18/21	5 by <b>James Beck (Miami (Ohio)), 12/14/21</b> Dereon Seabron (NC State), 1/8/22
Assists	7 by Nick Honor vs. Bryant, 11/15/21; Charleston Southern, 11/26/21	8 by <b>Wendell Moore Jr. (Duke), 2/10/22</b>
Blocked Shots	4 by PJ Hall vs. NC State, 1/8/22; <b>PJ Hall vs. North Carolina, 2/8/22</b>	5 by Nick Jourdain (Temple), 11/18/21 <b>Mouhamadou Gueye (Pittsburgh), 1/22/22</b>
Steals	5 by <b>Nick Honor vs. Wofford, 11/12/21</b>	4 by Jericole Hellesms (NC State), 1/8/22; Joseph Girard III (Syracuse), 1/18/22
Minutes	39 by PJ Hall vs. Drake, 12/11/21	41 by Tremell Murphy (Drake), 12/11/21

**Bold** denotes a Clemson home game; ^ - denotes one overtime period.

# SUPERLATIVES UNDER BRAD BROWNELL

CATEGORY	CLEMSON TEAM HIGH	CLEMSON TEAM LOW
Total Points	100 vs. <b>The Citadel, 11/6/18</b>	36 vs. Virginia, 1/23/18
1st Half Points	54 vs. <b>Alabama A&amp;M, 11/21/19</b>	10 vs. Duke, 1/8/13; Virginia, 2/7/13
2nd Half Points	56 vs. Wake Forest, 2/2/16; North Carolina, 1/16/18	13 vs. Virginia, 1/23/18
1st Half Field Goal %	69.6 vs. Boston College, 2/22/20	12.0 vs. Duke, 1/8/13
2nd Half Field Goal %	85.0 vs. <b>Georgia Tech, 1/12/11</b>	23.5 vs. Duke, 3/2/11
Scoring Margin	+45 vs. <b>Florida A&amp;M, 11/14/14</b>	-48 vs. Florida State, 2/5/17
Field Goals Made	35 vs. <b>The Citadel, 1/1/13; Bryant, 11/15/21</b>	14 vs. <b>Louisville, 1/10/16; Virginia, 1/12/19; South Carolina, 12/15/19</b>
Field Goal Attempts	73 vs. Florida State, 3/4/12	33 vs. <b>Virginia, 1/12/13</b>
Field Goal %	69.2 vs. <b>Georgia Tech, 1/12/11</b>	25.9 vs. <b>Virginia, 1/12/19</b>
3-Pointers Made	15 vs. <b>North Carolina, 1/30/18</b>	0 vs. <b>Virginia Tech, 3/1/12; at NC State, 1/26/19</b>
3-Point Attempts	36 vs. <b>Samford, 12/9/17; Virginia Tech, 2/21/18</b>	7 vs. at NC State, 1/26/19
3-Point % (min. 10 att.)	78.6 vs. <b>Georgia Tech, 1/12/11</b>	0.0 vs. <b>Virginia Tech, 3/1/12</b>
Free Throws Made	32 vs. <b>Louisville, 1/10/16</b>	0 vs. Miami, 2/8/15; Duke, 1/25/22
Free Throw Attempts	46 vs. <b>Western Carolina, 11/12/10</b>	1 vs. Miami, 2/8/15; Duke, 1/25/22
Free Throw % (min. 10 att.)	100.0 vs. <b>Miami (15-15), 1/16/16</b>	38.5 vs. Wake Forest (5-13), 2/25/14
Rebounds	51 vs. <b>Presbyterian College, 12/15/15; South Carolina, 12/18/21</b>	19 vs. Virginia, 1/31/12
Offensive Rebounds	23 vs. Oklahoma, 11/20/16; <b>SC State, 12/13/16</b>	2 vs. Virginia, 1/19/16
Rebound Margin	+23 vs. <b>North Carolina A&amp;T, 11/12/17</b>	-22 vs. <b>Louisville, 1/10/16</b>
Assists	22 vs. many (4), last vs. <b>Virginia Tech, 1/22/17</b>	3 vs. Duke, 1/8/13; <b>Georgia Tech, 2/13/16</b>
Turnovers	22 vs. Florida State, 2/5/17	1 vs. NC State, 2/20/16
Blocked Shots	12 vs. <b>Arizona, 12/8/12; South Carolina, 11/17/13</b>	0 vs. <b>North Carolina, 2/28/13; Virginia Tech, 3/2/13</b>
Steals	16 vs. <b>The Citadel, 1/1/13</b>	0 vs. <b>Illinois, 3/23/14; NC State, 1/11/18</b>
Fouls	25 vs. many (4), last vs. Georgia Tech, 3/9/16	5 vs. <b>SC State, 12/13/16</b>

CATEGORY	OPPONENT TEAM HIGH	OPPONENT TEAM LOW
Total Points	109 by Florida State, 2/5/17	35 by <b>Furman, 12/14/13</b>
1st Half Points	51 by Florida State, 2/5/17	15 by Georgia Tech, 2/14/13; <b>Stetson, 11/8/13</b>
2nd Half Points	58 by Florida State, 2/5/17	11 by <b>Jacksonville, 12/20/19</b>
1st Half Field Goal %	64.0 by Florida State, 3/4/12	17.2 by Georgia Tech, 2/14/13
2nd Half Field Goal %	72.0 by Duke, 1/8/13	16.7 by <b>Delaware State, 11/13/13</b>
Field Goals Made	41 by Florida State, 2/5/17	11 by <b>Savannah State, 12/17/10</b>
Field Goal Attempts	79 by <b>Maryland, 3/2/14</b>	38 by Wake Forest, 2/25/14
Field Goal %	66.1 by Florida State, 2/5/17	22.9 by <b>Savannah State, 12/17/10</b>
3-Pointers Made	19 vs. vs. Mississippi State, 12/8/18	1 by many (6), last by <b>Georgia Tech, 2/13/16</b>
3-Point Attempts	40 by Davidson, 11/17/16	9 by Furman, 11/16/12; UTEP, 11/23/12
3-Point % (min. 10 att.)	72.7 by <b>Maryland, 2/7/12</b>	7.7 by <b>Delaware State, 11/13/13</b>
Free Throws Made	25 by West Virginia, 3/17/11	1 by <b>Virginia, 2/14/12; SC State, 12/23/12</b>
Free Throw Attempts	35 by Maryland, 1/22/11	1 by <b>Virginia, 2/14/12</b>
Free Throw % (min. 10 att.)	96.0 by Colorado, 11/26/19	18.2 by Davidson, 11/22/13
Rebounds	63 by <b>Maryland, 3/2/14</b>	20 by <b>Delaware State, 12/27/10</b>
Offensive Rebounds	24 by <b>Louisville, 1/10/16</b>	1 by Boston College, 1/12/12
Assists	26 by Florida State, 2/5/17	2 by <b>Charleston Southern, 12/18/18</b>
Turnovers	25 by <b>The Citadel, 1/1/13</b>	4 by Temple, 11/21/13
Blocked Shots	11 by Virginia, 12/22/21	0 by many (12), last by Hofstra, 11/17/17
Steals	17 by Alabama, 12/12/20	0 by Hofstra, 11/17/17
Fouls	32 by <b>Western Carolina, 11/12/10</b>	8 by <b>College of Charleston, 11/19/11</b>

CATEGORY	CLEMSON INDIVIDUAL BEST	OPPONENT INDIVIDUAL BEST
Points	33 by Jaron Blossomgame vs. NC State, 2/20/16	40 by Harrison Barnes (North Carolina), 3/12/11
Field Goals Made	13 by many (3), last by Jaron Blossomgame vs. Notre Dame, 2/8/16	12 by many (5), last Landers Nolley II (Virginia Tech), 11/5/19
Field Goal Attempts	24 by K.J. McDaniels vs. Notre Dame, 2/11/14	23 by <b>Landers Nolley II (Virginia Tech), 11/5/19</b>
Field Goal Perfection	7 by <b>Adonis Filer vs. The Citadel, 1/1/13</b> Nick Honor (Temple), 11/18/21	8 by <b>Mark Williams (Duke), 2/10/22</b>
3-Pointers Made	8 by Marcquise Reed vs. Virginia Tech, 2/21/18	8 by Lamar Peters (Mississippi State), 12/8/18
3-Point Attempts	20 by Marcquise Reed vs. Virginia Tech, 2/21/18	12 by Zane Johnson (Hawaii), 12/25/11 <b>Andrew White III (Syracuse), 2/7/17</b> Gavin Block (Ohio), 11/16/17 <b>Demontrae Jefferson (Texas Southern), 11/24/17</b> Ty-Shon Alexander (Creighton), 11/21/18 <b>Antoine Davis (Detroit Mercy), 11/17/19</b>
3-Point Perfection	5 by <b>Gabe DeVoe vs. Texas Southern, 11/24/17</b>	5 by Christian James (Oklahoma), 11/20/16 <b>Chris Childs (Bryant), 11/15/21</b>
Free Throws Made	16 by <b>Milton Jennings vs. Virginia Tech, 1/27/13</b>	15 by Marcus Georges-Hunt (Georgia Tech), 3/9/16
Free Throw Attempts	18 by <b>Milton Jennings vs. Virginia Tech, 1/27/13</b>	16 by Marcus Georges-Hunt (Georgia Tech), 3/9/16
Free Throw Perfection	9 by many (4), last by PJ Hall vs. Drake, 12/11/21	8 by Erick Green (Virginia Tech), 3/8/12 Charles Mann (Georgia), 12/22/15 Jordan Dartis (Ohio), 11/16/17 Theo Pinson (North Carolina), 1/16/18
Rebounds	16 by <b>Elijah Thomas vs. Texas Southern, 11/24/17</b>	20 by John Mooney (Notre Dame), 3/9/19
Offensive Rebounds	8 by many (4), last by Sidy Dijitte vs. Florida State, 2/5/17	8 by Jordan Murphy (Minnesota), 11/30/15
Assists	11 by Marcquise Reed vs. Georgia Tech, 1/28/18 <b>Clyde Trapp vs. Syracuse, 2/6/21</b>	13 by Kendall Marshall (North Carolina), 2/18/12
Blocked Shots	8 by <b>Jerai Grant vs. East Carolina, 12/29/10</b> Landry Nnoko vs. Virginia Tech, 2/6/16	7 by James Banks III (Georgia Tech), 2/6/19
Steals	6 by <b>Avry Holmes vs. Georgia Tech, 2/13/16</b>	5 by many (4), last by Lavar Batts (NC State), 1/11/18
Minutes	48 by <b>^K.J. McDaniels vs. Maryland, 3/2/14</b>	50 by <b>^^Eric Atkins (Notre Dame), 2/11/14</b>

Bold denotes a Clemson home game; ^ - denotes one overtime period.

# GAME-BY-GAME RESULTS

	W/L	FG-FGA	Pct.	3pt-A	Pct.	FT-FTA	Pct.	OR	DR	Tot	PF	A	TO	BLK	Stl	1H	2H	OT	Pts
Clemson	W	21-45	.467	8-19	.421	14-25	.560	4	28	32	13	12	14	2	4	24	40	N/A	64
Presbyterian		21-59	.356	3-24	.125	8-10	.800	12	26	38	18	12	15	1	6	32	21	N/A	53
Clemson	W	23-49	.469	9-21	.429	21-29	.724	11	26	37	21	11	19	4	8	39	37	N/A	76
Wofford		21-58	.362	5-23	.217	21-24	.875	12	19	31	26	8	14	1	6	31	37	N/A	68
Clemson	W	35-62	.565	10-18	.556	13-18	.722	9	30	39	11	20	7	2	4	52	41	N/A	93
Bryant		26-61	.426	9-27	.333	9-11	.818	6	21	27	14	14	9	2	4	40	30	N/A	70
Clemson	W	30-55	.545	11-21	.524	4-6	.667	6	24	30	11	16	9	2	6	38	37	N/A	75
Temple		19-53	.358	4-20	.200	6-9	.667	10	21	31	13	8	14	6	6	26	22	N/A	48
Clemson	L	26-58	.448	9-23	.391	4-8	.500	6	26	32	12	12	6	3	6	36	29	N/A	65
St. Bonaventure		23-54	.426	14-24	.583	8-8	1.000	5	28	33	10	15	9	5	3	26	42	N/A	68
Clemson	L	22-40	.550	5-14	.357	10-18	.556	4	23	27	16	12	20	1	5	34	25	N/A	59
West Virginia		26-61	.426	5-19	.263	9-11	.818	13	18	31	16	11	12	4	9	35	31	N/A	66
Clemson	W	34-70	.486	12-29	.414	11-12	.917	13	31	44	15	19	10	2	9	37	54	N/A	91
Charleston Southern		18-61	.295	8-27	.296	15-15	1.000	11	23	34	13	6	17	0	3	24	35	N/A	59
Clemson	L	23-59	.390	4-18	.222	14-19	.737	10	29	39	22	13	9	3	3	25	39	N/A	64
Rutgers		26-60	.433	7-19	.368	15-26	.577	12	28	40	16	15	7	1	4	33	41	N/A	74
Clemson	L	27-56	.482	9-21	.429	12-14	.857	13	26	39	18	16	18	0	5	40	35	N/A	75
Miami		27-55	.491	11-25	.440	15-17	.882	4	17	21	14	18	8	6	7	34	46	N/A	80
Clemson	W	28-60	.467	11-26	.423	23-27	.852	12	26	38	17	17	10	1	7	39	35	16	90
Drake		28-60	.467	11-31	.355	13-16	.813	7	20	27	22	15	10	2	5	32	42	6	80
Clemson	W	30-59	.508	13-24	.542	16-18	.889	8	27	35	13	21	8	6	4	36	53	N/A	89
Miami (Ohio)		26-61	.426	11-30	.367	13-16	.813	11	23	34	16	9	9	1	3	35	41	N/A	76
Clemson	W	21-63	.333	5-22	.227	23-31	.742	19	32	51	18	10	14	5	5	30	40	N/A	70
South Carolina		18-55	.327	5-20	.250	15-20	.750	8	27	35	29	4	15	7	2	24	32	N/A	56
Clemson	W	28-59	.475	8-22	.364	3-8	.375	8	27	35	17	12	7	1	7	35	32	N/A	67
Virginia		15-41	.366	6-22	.273	14-19	.737	2	24	26	10	7	14	11	4	27	23	N/A	50
Clemson	L	23-50	.460	9-20	.450	10-16	.625	6	17	23	18	17	9	4	2	37	28	N/A	65
Virginia		25-46	.543	4-14	.286	21-24	.875	6	22	28	17	12	9	4	4	36	39	N/A	75
Clemson	W	28-57	.491	3-10	.300	11-13	.846	7	29	36	17	10	16	5	9	30	40	N/A	70
NC State		19-60	.317	9-28	.321	18-23	.783	13	23	36	18	8	15	2	12	28	37	N/A	65
Clemson	L	21-61	.344	6-32	.188	8-12	.667	13	26	39	18	11	10	1	3	22	34	N/A	56
Notre Dame		25-55	.455	10-26	.385	12-17	.706	8	29	37	16	11	8	2	5	39	33	N/A	72
Clemson	L	27-59	.458	6-19	.316	8-14	.571	8	29	37	15	10	12	2	8	39	29	N/A	68
Boston College		28-57	.491	6-19	.316	8-15	.533	4	28	32	14	8	11	7	6	32	38	N/A	70
Clemson	L	31-63	.492	8-27	.296	8-11	.727	4	22	26	21	22	9	0	6	39	39	N/A	78
Syracuse		31-58	.534	9-22	.409	20-26	.769	9	30	39	13	13	10	6	6	40	51	N/A	91
Clemson	W	22-46	.478	12-25	.480	19-26	.731	5	23	28	14	19	9	3	7	38	37	N/A	75
Pittsburgh		16-48	.333	7-23	.304	9-13	.692	11	22	33	20	7	20	5	5	27	21	N/A	48
Clemson	L	29-71	.408	11-26	.423	0-1	.000	14	25	39	13	19	10	1	9	36	33	N/A	69
Duke		25-52	.481	10-20	.500	11-13	.846	3	28	31	10	18	12	4	4	36	35	N/A	71
Clemson	W	27-52	.519	6-15	.400	15-21	.714	10	27	37	17	15	14	2	4	45	30	N/A	75
Florida State		26-54	.481	7-22	.318	10-16	.625	5	19	24	17	16	9	6	9	36	33	N/A	69
Clemson	L	24-58	.414	6-24	.250	10-11	.909	10	24	34	13	16	18	4	9	20	44	N/A	64
Georgia Tech		25-57	.439	10-25	.400	9-13	.692	10	23	33	15	18	18	1	10	33	36	N/A	69
Clemson	L	25-57	.439	8-19	.421	19-21	.905	6	21	27	17	14	12	5	9	25	52	N/A	77
North Carolina		29-58	.500	8-24	.333	13-17	.765	9	26	35	17	17	14	3	4	30	49	N/A	79
Clemson	L	22-58	.379	5-18	.278	15-21	.714	7	26	33	14	13	6	3	3	27	37	N/A	64
Duke		31-63	.492	9-22	.409	11-15	.733	9	33	42	18	16	7	5	4	38	44	N/A	82

# 2021-22 BOX SCORES

<b>1</b>	<b>CLEMSON PRESBYTERIAN</b>	<b>64</b>
Nov. 9, 2021	ATTENDANCE: 6,144	<b>53</b>
LITTLEJOHN COLISEUM / CLEMSON, S.C.		
<b>CLEMSON</b>	<b>FG 3FG FT</b>	<b>REB PF TP A TO B S MIN</b>
Tyson f	4-7 2-5 4-5	0-7-7 1 14 0 2 0 1 28
Hall f	2-4 1-2 1-4	1-7-8 2 6 1 4 2 1 30
Dawes g	7-16 4-9 3-3	0-0-0 0 21 2 3 0 1 36
Honor g	1-5 0-2 0-0	1-1-2 0 2 4 1 0 0 17
Collins g	5-7 1-2 3-9	0-5-5 3 14 3 2 0 1 36
Schieffelin g	0-0 0-0 0-0	1-1-2 0 0 0 1 0 0 5
Hemenway	1-2 0-0 0-0	0-2-2 3 2 0 0 0 0 13
Bohannon	0-1 0-0 0-0	1-2-3 0 0 1 0 0 0 21
Hunter	1-3 0-0 3-4	0-1-1 2 5 1 0 0 0 13
Middlebrooks	0-0 0-0 0-0	1-0-1 0 0 0 0 0 0 1
TEAM		0-2-2 0 1
<b>Totals</b>	<b>21-45 8-19 14-25</b>	<b>4-28-32 13 64 12 14 2 4 200</b>
<b>Pct.</b>	<b>46.7 42.1 56.0</b>	<b>DR: 5.0</b>

FG (1st Half: 7-20 35.0%; 2nd Half: 14-25 56.0%)  
 3FG (1st Half: 3-10 30.0%; 2nd Half: 5-9 55.6%)  
 FT (1st Half: 7-15 46.7%; 2nd Half: 7-10 70.0%)

<b>PRESBYTERIAN</b>	<b>FG 3FG FT</b>	<b>REB PF TP A TO B S MIN</b>
Hill f	2-5 0-1 0-0	3-4-7 2 4 0 1 0 1 15
Harrison g	3-16 0-8 6-7	1-3-4 2 12 4 0 1 37
Stewart g	3-4 1-2 0-0	0-2-2 4 7 0 5 0 1 26
Younger g	5-11 1-6 1-2	3-1-4 2 12 0 1 0 1 35
Reddish-Rhone g	4-11 0-4 0-0	0-5-5 2 8 5 2 1 0 33
Thrash	1-4 0-0 0-0	2-0-2 3 2 0 0 0 0 14
Ard Jr.	0-2 0-0 0-0	0-1-1 0 0 0 0 0 0 5
McCormack	2-5 0-2 1-1	2-5-7 1 5 3 1 0 2 24
Graham	1-1 1-1 0-0	1-1-1 3 0 1 0 0 0 7
Barnett	0-0 0-0 0-0	0-0-0 1 0 0 0 0 0 2
TEAM		1-4-5 0
<b>Totals</b>	<b>21-59 3-24 8-10</b>	<b>12-26-38 18 53 12 15 1 6 200</b>
<b>Pct.</b>	<b>35.6 12.5 80.0</b>	<b>DR: 0.0</b>

FG (1st Half: 13-32 40.6%; 2nd Half: 8-27 29.6%)  
 3FG (1st Half: 2-14 14.3%; 2nd Half: 1-10 10.0%)  
 FT (1st Half: 4-4 100%; 2nd Half: 4-6 66.7%)

OFFICIALS: Clarence Armstrong, Nick Heater, JW Lucas  
 TECHNICAL FOULS: None

<b>SCORE BY PERIODS</b>	<b>1ST</b>	<b>2ND</b>	<b>TOTAL</b>
Clemson	24	40	64
Presbyterian	32	21	53

<b>2</b>	<b>CLEMSON WOFFORD</b>	<b>76</b>
Nov. 12, 2021	ATTENDANCE: 8,118	<b>68</b>
LITTLEJOHN COLISEUM / CLEMSON, S.C.		
<b>CLEMSON</b>	<b>FG 3FG FT</b>	<b>REB PF TP A TO B S MIN</b>
Tyson f	5-10 2-5 0-0	1-4-5 4 12 0 3 1 1 34
Hall f	6-8 3-4 7-10	2-6-8 4 22 0 3 0 0 26
Dawes g	3-6 3-5 4-5	0-5-5 3 13 1 3 0 0 25
Honor g	4-10 1-3 2-3	0-2-2 4 11 4 2 0 0 35
Collins g	3-7 0-2 1-2	0-1-1 3 7 2 6 0 2 30
Hunter	0-3 0-2 2-2	3-0-3 0 2 1 0 1 0 18
Middlebrooks	0-0 0-0 0-0	0-0-0 0 0 0 0 1 0 1
Hemenway	0-0 0-0 2-2	1-0-1 0 2 0 0 0 0 10
Bohannon	2-4 0-0 1-2	2-5-7 1 5 3 2 1 0 13
Schieffelin	0-1 0-0 2-3	1-1-2 2 2 0 0 0 0 7
TEAM		1-2-3 0
<b>Totals</b>	<b>23-49 9-21 21-29</b>	<b>11-26-37 21 76 11 19 4 8 200</b>
<b>Pct.</b>	<b>46.9 42.9 72.4</b>	<b>DR: 4.0</b>

FG (1st Half: 11-22 50.0%; 2nd Half: 12-27 44.4%)  
 3FG (1st Half: 5-11 45.5%; 2nd Half: 4-10 40.0%)  
 FT (1st Half: 12-13 92.3%; 2nd Half: 9-16 56.3%)

<b>WOFFORD</b>	<b>FG 3FG FT</b>	<b>REB PF TP A TO B S MIN</b>
Bigelow f	0-3 0-3 8-9	1-2-3 4 8 2 0 0 0 20
Jones f	6-11 0-1 4-6	4-1-5 5 16 0 0 0 1 27
Mack c	2-10 0-3 2-2	2-1-3 4 6 0 1 1 0 24
Klesmit g	3-8 0-3 4-4	0-1-1 5 10 0 0 0 0 26
Larsen g	2-6 1-3 2-2	1-1-2 3 7 4 1 0 1 31
Safford	2-7 1-5 0-0	1-3-4 3 5 1 1 0 1 23
Godwin	2-4 0-0 0-0	1-1-2 1 4 0 0 0 1 12
Patterson	2-3 2-3 0-0	0-1-1 0 6 0 2 0 0 16
L. Turner	0-0 0-0 0-0	0-1-1 0 0 0 0 0 0 5
K. Turner	2-6 1-2 1-1	1-2-3 1 6 1 2 0 0 15
TEAM		1-0-1 1
<b>Totals</b>	<b>21-58 5-23 21-24</b>	<b>12-19-31 26 68 8 14 1 6 200</b>
<b>Pct.</b>	<b>36.2 21.7 87.5</b>	<b>DR: 2.0</b>

FG (1st Half: 11-27 40.7%; 2nd Half: 10-31 32.3%)  
 3FG (1st Half: 3-12 25.0%; 2nd Half: 2-11 18.2%)  
 FT (1st Half: 6-8 75.0%; 2nd Half: 15-16 93.8%)

OFFICIALS: Doug Shows, Tony Greene, Chuck Jones  
 TECHNICAL FOULS: None

<b>SCORE BY PERIODS</b>	<b>1ST</b>	<b>2ND</b>	<b>TOTAL</b>
Clemson	39	37	76
Wofford	31	37	68

<b>3</b>	<b>CLEMSON BRYANT</b>	<b>93</b>
Nov. 15, 2021	ATTENDANCE: 5,411	<b>70</b>
LITTLEJOHN COLISEUM / CLEMSON, S.C.		
<b>CLEMSON</b>	<b>FG 3FG FT</b>	<b>REB PF TP A TO B S MIN</b>
Tyson f	8-13 2-3 2-2	1-4-5 0 20 1 1 0 0 22
Hall f	7-13 0-1 0-0	2-3-5 2 14 3 0 1 0 23
Dawes g	3-5 3-5 2-2	0-5-5 0 11 0 1 0 1 29
Honor g	6-10 3-6 1-1	0-0-0 0 16 7 1 0 1 26
Collins g	3-6 1-1 3-3	2-7-9 1 10 2 0 0 1 23
Hemenway	2-4 1-1 3-3	1-2-3 2 5 0 1 0 0 13
Bohannon	1-2 0-0 0-0	1-3-4 2 2 3 1 0 0 18
Schieffelin	3-3 0-0 0-2	2-2-4 1 6 1 0 0 1 15
Hunter	2-5 0-1 3-4	0-3-3 2 7 3 0 0 0 20
Middlebrooks	0-0 0-0 2-2	0-0-0 1 2 0 0 0 0 3
Fox	0-0 0-0 0-0	0-0-0 0 0 0 0 1 0 1
Foster	0-0 0-0 0-0	0-1-1 0 0 0 0 1 0 1
Nauseef	0-1 0-0 0-0	0-0-0 0 0 0 0 0 0 1
TEAM		0-0-0 1
<b>Totals</b>	<b>35-62 10-18 13-18</b>	<b>9-30-39 11 93 20 7 2 4 200</b>
<b>Pct.</b>	<b>56.5 55.6 72.2</b>	<b>DR: 2.0</b>

FG (1st Half: 21-33 63.6%; 2nd Half: 14-29 48.3%)  
 3FG (1st Half: 7-11 63.6%; 2nd Half: 3-7 42.9%)  
 FT (1st Half: 3-8 37.5%; 2nd Half: 10-10 100.0%)

<b>BRYANT</b>	<b>FG 3FG FT</b>	<b>REB PF TP A TO B S MIN</b>
Elisias f	1-5 0-2 2-2	0-1-1 5 4 0 2 1 0 17
Eleeda g	0-2 0-2 0-0	0-1-1 1 0 0 0 0 0 18
Brelsford g	3-6 0-2 2-2	1-1-2 3 8 2 0 0 0 23
Pride g	2-10 1-5 3-3	1-2-3 0 8 3 1 0 2 26
Kiss g	10-20 2-4 2-2	2-6-8 0 24 4 1 0 2 36
Calixte	3-5 0-1 0-0	0-1-1 2 6 1 0 1 0 19
Childs	5-6 5-5 0-0	1-0-1 0 15 1 0 0 0 22
Hurtado	2-5 1-4 0-2	1-4-5 2 5 2 4 0 0 17
Coleman	0-2 0-2 0-0	0-1-1 1 0 1 0 0 0 10
Bans	0-0 0-0 0-0	0-0-0 0 0 0 0 0 0 10
<b>Totals</b>	<b>26-61 9-27 9-11</b>	<b>6-21-27 14 70 14 9 2 4 200</b>
<b>Pct.</b>	<b>42.6 33.3 81.8</b>	<b>DR: 1.0</b>

FG (1st Half: 16-30 53.3%; 2nd Half: 10-31 32.3%)  
 3FG (1st Half: 7-11 63.6%; 2nd Half: 2-16 12.5%)  
 FT (1st Half: 1-1 100.0%; 2nd Half: 8-10 80.0%)

OFFICIALS: Ron Groover, Jamie Luckie, Mark Schnur  
 TECHNICAL FOULS: None

<b>SCORE BY PERIODS</b>	<b>1ST</b>	<b>2ND</b>	<b>TOTAL</b>
Clemson	52	41	93
Bryant	40	30	70

<b>4</b>	<b>TEMPLE CLEMSON</b>	<b>48</b>
Nov. 18, 2021	ATTENDANCE: 3,639	<b>75</b>
TD ARENA / CHARLESTON, S.C.		
<b>TEMPLE</b>	<b>FG 3FG FT</b>	<b>REB PF TP A TO B S MIN</b>
Tolbert f	3-6 0-1 1-1	2-3-5 0 7 1 1 0 0 30
Forrester f	1-1 0-0 0-0	1-1-2 1 2 0 0 0 0 14
Battle g	2-7 0-4 0-0	0-1-1 3 4 1 3 1 0 28
Dunn g	4-12 1-3 4-4	1-6-7 1 13 0 0 0 0 30
Williams g	2-2 0-0 0-2	0-1-1 1 4 1 4 0 0 21
Jourdain	1-3 0-2 0-0	2-2-4 1 2 1 1 2 5 19
White	0-4 0-3 0-0	0-3-3 2 0 0 1 1 0 12
Strickland	6-14 3-6 1-2	2-0-2 1 16 1 2 2 0 18
Hicks	0-2 0-1 0-0	0-2-2 1 0 3 0 0 0 14
Okpomo	0-1 0-0 0-0	1-0-1 2 0 0 1 0 1 7
Miller	0-1 0-0 0-0	0-0-0 0 0 0 1 0 0 3
Ademokoya	0-0 0-0 0-0	0-0-0 0 0 0 0 0 0 2
TEAM		1-2-3 0
<b>Totals</b>	<b>19-53 4-20 6-9</b>	<b>10-21-31 13 48 8 14 6 6 200</b>
<b>Pct.</b>	<b>35.8 20.0 66.7</b>	<b>DR: 2.0</b>

FG (1st Half: 10-29 34.5%; 2nd Half: 9-24 37.5%)  
 3FG (1st Half: 3-13 23.1%; 2nd Half: 1-7 14.3%)  
 FT (1st Half: 3-6 50.0%; 2nd Half: 3-3 100.0%)

<b>CLEMSON</b>	<b>FG 3FG FT</b>	<b>REB PF TP A TO B S MIN</b>
Tyson f	4-5 2-2 0-0	0-3-3 2 10 0 0 0 1 29
Hall f	6-11 1-4 0-0	0-2-2 0 13 3 0 1 0 20
Dawes g	1-4 1-3 0-0	0-4-4 1 3 3 3 0 0 29
Honor g	7-7 4-4 1-1	1-0-1 0 19 3 0 1 0 28
Collins g	2-7 0-0 3-4	2-7-9 2 7 3 2 0 2 25
Hunter	3-8 0-2 0-0	1-1-2 3 6 3 2 0 1 22
Bohannon	3-4 0-0 0-0	1-1-2 1 6 1 0 0 0 18
Hemenway	2-5 2-5 0-1	0-2-2 1 6 0 1 0 0 12
Schieffelin	2-4 1-1 0-0	0-1-1 1 5 0 0 0 1 9
Middlebrooks	0-0 0-0 0-0	1-1-2 0 0 0 0 0 0 3
Fox	0-0 0-0 0-0	0-1-1 0 0 0 0 0 0 2
Foster	0-0 0-0 0-0	0-0-0 0 0 0 0 0 0 1
TEAM		0-1-1 1
<b>Totals</b>	<b>30-55 11-21 4-6</b>	<b>6-24-30 11 75 16 9 2 6 200</b>
<b>Pct.</b>	<b>54.5 52.4 66.7</b>	<b>DR: 0.1</b>

FG (1st Half: 14-26 53.8%; 2nd Half: 16-29 55.2%)  
 3FG (1st Half: 7-11 63.6%; 2nd Half: 4-10 40.0%)  
 FT (1st Half: 3-3 100.0%; 2nd Half: 1-3 33.3%)

OFFICIALS: John Higgins, Gerry Pollard, Antonio Petty  
 TECHNICAL FOULS: None

<b>SCORE BY PERIODS</b>	<b>1ST</b>	<b>2ND</b>	<b>TOTAL</b>
Temple	26	22	48
Clemson	38	37	75

<b>5</b>	<b>CLEMSON ST. BONAVENTURE</b>	<b>65</b>
Nov. 19, 2021	ATTENDANCE: 3,464	<b>68</b>
TD ARENA / CHARLESTON, S.C.		
<b>CLEMSON</b>	<b>FG 3FG FT</b>	<b>REB PF TP A TO B S MIN</b>
Tyson f	4-9 0-3 0-0	0-7-7 2 8 2 0 0 0 34
Hall f	8-15 3-5 3-4	3-5-8 1 22 2 1 3 0 31
Dawes g	2-11 2-7 0-0	1-6-7 2 6 2 1 0 1 38
Honor g	5-8 2-5 0-0	0-2-2 1 12 3 1 0 2 36
Collins g	6-9 1-2 1-4	0-5-5 4 14 0 1 0 2 26
Middlebrooks	0-0 0-0 0-0	0-0-0 1 0 0 0 0 0 2
Hunter	0-4 0-0 0-0	0-0-0 0 1 0 0 1 0 8
Bohannon	0-1 0-0 0-0	0-0-0 0 2 1 0 0 0 17
Schieffelin	1-1 1-1 0-0	0-1-1 1 3 0 0 0 0 6
TEAM		2-0-2 1
<b>Totals</b>	<b>26-58 9-23 4-8</b>	<b>6-26-32 12 65 12 6 3 6 200</b>
<b>Pct.</b>	<b>44.8 39.1 50.0</b>	<b>DR: 2.0</b>

FG (1st Half: 15-31 48.4%; 2nd Half: 11-27 40.7%)  
 3FG (1st Half: 4-9 44.4%; 2nd Half: 5-14 35.7%)  
 FT (1st Half: 2-4 50.0%; 2nd Half: 2-4 50.0%)

<b>ST. BONAVENTURE</b>	<b>FG 3FG FT</b>	<b>REB PF TP A TO B S MIN</b>
Adaway f	6-12 2-4 0-0	0-6-6 1 14 2 2 0 1 36
Osunniyi c	2-4 0-0 0-0	4-7-11 4 4 3 1 2 0 37
Lofton g	7-16 4-5 4-4	0-4-4 2 22 4 2 0 1 40
Welch g	3-6 3-6 0-0	0-4-4 2 9 1 2 1 0 37
Holmes g	5-13 5-8 4-4	1-4-5 1 19 5 2 2 1 38
Coulbaly	0-1 0-0 0-0	0-0-0 0 0 0 0 0 0 3
Brown	0-2 0-1 0-0	0-1-1 0 0 0 0 0 0 8
Adams	0-0 0-0 0-0	0-0-0 0 0 0 0 0 0 1
TEAM		0-2-2 0
<b>Totals</b>	<b>23-54 14-24 8-8</b>	<b>5-28-33 10 68 15 9 5 3 200</b>
<b>Pct.</b>	<b>42.6 58.3 100.0</b>	<b>DR: 0.0</b>

FG (1st Half: 10-32 31.3%; 2nd Half: 13-22 59.1%)  
 3FG (1st Half: 4-12 33.3%; 2nd Half: 10-12 83.3%)  
 FT (1st Half: 2-2 100.0%; 2nd Half: 6-6 100.0%)

OFFICIALS: Ron Groover, Ray Natili, Kipp Kissingier  
 TECHNICAL FOULS: None

<b>SCORE BY PERIODS</b>	<b>1ST</b>	<b>2ND</b>	<b>TOTAL</b>
St. Bonaventure	26	42	68
Clemson	36	29	65

<b>6</b>	<b>WEST VIRGINIA CLEMSON</b>	<b>66</b>
Nov. 21, 2021	ATTENDANCE: N/A	<b>59</b>
TD ARENA / CHARLESTON, S.C.		
<b>WEST VIRGINIA</b>	<b>FG 3FG FT</b>	<b>REB PF TP A TO B S MIN</b>
Bridges f	4-8 0-3 0-0	2-3-5 4 8 0 2 1 1 29
Cottrell f	3-7 1-1 0-0	1-1-2



# 2021-22 BOX SCORES

**7** CLEMSON CHARLESTON SOUTHERN  
 Nov. 26, 2021 ATTENDANCE: 5,770

LITTLEJOHN COLISEUM / CLEMSON, S.C.

CLEMSON	FG	3FG	FT	REB	PF	TP	A	TO	B	S	MIN
Tyson f	3-10	1-5	2-2	3-3-6	1	9	2	0	0	2	23
Hall f	4-7	1-2	1-2	0-2-2	3	10	2	1	0	1	13
Dawes g	6-8	3-5	1-1	1-6-7	2	16	2	1	0	0	28
Honor g	6-10	3-5	2-2	0-1-1	1	17	7	0	0	2	26
Collins g	3-6	0-1	3-3	1-5-6	1	9	0	1	0	3	25
Schieffelin g	1-2	1-2	0-0	2-2-4	0	3	1	1	0	0	14
Hunter	1-6	0-1	0-0	0-2-2	0	2	1	2	0	1	19
Bohannon	5-8	0-0	0-0	3-4-7	2	10	2	0	0	0	19
Middlebrooks	2-3	0-0	2-2	1-2-3	2	6	2	1	0	2	11
Hemenway	2-8	2-6	0-0	0-2-2	3	6	0	1	0	0	17
Fox	1-1	1-1	0-0	0-1-1	0	3	0	1	0	0	3
Foster	0-0	0-0	0-0	0-0-0	0	0	0	1	0	0	1
Nauseef	0-1	0-1	0-0	0-0-0	0	0	0	0	0	0	1
TEAM				2-1-3							0
Totals	34-70	12-29	11-12	13-31-44	15	91	19	10	2	9	200
Pct.	48.6	41.4	91.7	DR: 1.0							

FG (1st Half: 14-31 45.2%; 2nd Half: 20-39 51.3%)  
 3FG (1st Half: 5-14 35.7%; 2nd Half: 7-15 46.7%)  
 FT (1st Half: 4-5 80.0%; 2nd Half: 7-7 100.0%)

CHARLESTON SOUTHERN

CHARLESTON SOUTHERN	FG	3FG	FT	REB	PF	TP	A	TO	B	S	MIN
Faye f	1-2	1-2	2-2	1-4-5	3	5	1	2	0	0	13
Bowser c	1-3	0-0	2-2	3-2-5	1	4	0	1	0	0	17
Buskey g	2-10	0-5	0-0	0-3-3	1	4	1	1	0	0	29
Florence g	1-4	0-1	2-2	0-3-3	0	4	0	2	0	0	21
Chavez g	4-9	4-8	2-2	0-2-2	1	14	0	3	0	0	25
Clinton	4-8	0-1	3-3	1-2-3	3	11	2	4	0	2	23
Kelly	1-4	0-0	2-2	0-1-1	2	4	0	3	0	0	20
Knox	0-2	0-2	0-0	0-1-1	1	0	1	0	0	0	18
Harris Jr.	1-10	0-3	2-2	1-1-2	0	4	1	1	0	0	18
Moore	3-6	3-5	0-0	0-2-2	1	9	0	0	0	1	13
Harrick	0-3	0-0	0-0	2-0-2	0	0	0	0	0	0	2
TEAM				3-2-5							0
Totals	18-61	8-27	15-15	11-23-34	13	59	6	17	0	3	200
Pct.	29.5	29.6	100.0	DR: 1.0							

FG (1st Half: 9-26 34.6%; 2nd Half: 9-35 25.7%)  
 3FG (1st Half: 4-12 33.3%; 2nd Half: 4-15 26.7%)  
 FT (1st Half: 2-2 100.0%; 2nd Half: 13-13 100.0%)

OFFICIALS: Tim Clougherty, Les Jones, Trey Styons  
 TECHNICAL FOULS: None

SCORE BY PERIODS

	1ST	2ND	TOTAL
Clemson	37	54	91
Charleston Southern	24	35	59

**8** RUTGERS CLEMSON  
 Nov. 30, 2021 ATTENDANCE: 8,050

JERSEY MIKES ARENA / PISCATAWAY, N.J.

RUTGERS	FG	3FG	FT	REB	PF	TP	A	TO	B	S	MIN
Omoruyi c	4-8	0-1	3-6	3-6-9	1	11	0	0	0	0	23
Mulcahy g	2-7	1-3	0-0	2-5-7	2	5	7	1	0	2	35
McConnell g	5-7	1-2	5-9	1-5-6	2	16	2	2	0	1	32
Harper Jr. g	8-13	4-6	3-5	2-7-9	3	23	3	2	1	1	33
Jones g	2-9	0-4	0-0	1-1-2	1	4	0	0	0	0	20
Mag	1-5	0-1	0-0	1-0-1	3	2	1	0	0	0	13
Hyatt	3-6	1-2	4-6	0-2-2	3	11	1	1	0	0	21
Miller	1-3	0-0	0-0	0-0-0	1	2	0	0	0	0	7
Agee	0-2	0-0	0-0	1-1-2	0	0	1	1	0	0	15
TEAM				1-1-2							0
Totals	26-60	7-19	15-26	12-28-40	16	74	15	7	1	4	200
Pct.	43.3	36.8	57.7	DR: 4.0							

FG (1st Half: 12-33 36.4%; 2nd Half: 14-27 51.9%)  
 3FG (1st Half: 5-12 41.7%; 2nd Half: 2-7 28.6%)  
 FT (1st Half: 4-6 66.7%; 2nd Half: 11-20 55.0%)

CLEMSON

CLEMSON	FG	3FG	FT	REB	PF	TP	A	TO	B	S	MIN
Tyson f	2-9	0-2	6-6	2-3-5	4	10	3	1	0	0	32
Hall f	5-13	0-3	0-0	1-3-4	5	10	0	2	0	1	19
Dawes g	2-7	2-4	0-0	0-3-3	0	6	1	2	0	0	34
Honor g	2-9	1-5	2-2	1-2-3	4	7	2	0	0	1	30
Collins g	6-11	1-3	5-9	0-10-10	4	18	2	3	0	1	33
Middlebrooks	0-0	0-0	0-0	0-2-2	0	0	1	1	0	0	4
Bohannon	4-6	0-0	0-0	3-1-4	1	8	3	2	1	0	24
Hunter	1-1	0-0	0-0	1-3-4	2	2	1	0	0	1	14
Schieffelin	1-2	0-0	1-2	1-0-1	2	3	0	0	0	0	6
Hemenway	0-1	0-1	0-0	0-0-0	0	0	0	0	0	0	3
TEAM				1-2-3							0
Totals	23-59	4-18	14-19	10-29-39	22	64	13	9	3	3	200
Pct.	39.0	22.2	73.7	DR: 3.0							

FG (1st Half: 9-27 33.3%; 2nd Half: 14-32 43.8%)  
 3FG (1st Half: 1-9 11.1%; 2nd Half: 3-9 33.3%)  
 FT (1st Half: 6-7 85.7%; 2nd Half: 8-12 66.7%)

OFFICIALS: Kelly Pfeifer, Lewis Garrison, Bill Eck  
 TECHNICAL FOULS: None

SCORE BY PERIODS

	1ST	2ND	TOTAL
Rutgers	33	41	74
Clemson	25	39	64

**9** MIAMI CLEMSON  
 Dec. 4, 2021 ATTENDANCE: 3,388

WATSCO CENTER / CORAL GABLES, FLA.

MIAMI	FG	3FG	FT	REB	PF	TP	A	TO	B	S	MIN
Wardenburg f	6-10	4-7	2-2	1-2-3	4	18	3	1	2	1	30
Wong g	3-9	1-4	6-6	1-2-3	2	13	4	1	0	1	31
Moore g	3-9	1-3	1-2	0-2-2	8	5	2	2	1	2	35
Miller g	5-7	3-5	0-0	0-2-2	0	13	1	0	1	2	35
McGusty g	5-12	1-3	4-5	0-4-4	3	15	3	2	0	2	38
Miller Jr.	0-0	0-0	0-0	1-0-1	1	0	0	2	0	0	3
Joseph	1-1	1-1	0-0	0-2-2	1	3	0	0	0	0	8
Walker	1-2	0-0	0-0	0-0-0	2	0	0	1	0	0	9
Poplar	3-5	0-2	0-0	0-1-1	1	6	2	0	0	0	9
Gak	0-0	0-0	2-2	0-0-0	0	2	0	0	0	0	3
TEAM				1-2-3							0
Totals	27-55	11-25	15-17	4-17-21	14	80	18	8	6	7	200
Pct.	49.1	44.0	88.2	DR: 0.0							

FG (1st Half: 12-30 40.0%; 2nd Half: 15-25 60.0%)  
 3FG (1st Half: 5-12 41.7%; 2nd Half: 6-13 46.2%)  
 FT (1st Half: 5-5 100.0%; 2nd Half: 10-12 83.3%)

CLEMSON

CLEMSON	FG	3FG	FT	REB	PF	TP	A	TO	B	S	MIN
Tyson f	3-6	2-4	2-2	1-3-4	4	10	0	1	0	1	26
Hall f	6-14	0-4	6-6	1-6-7	2	18	2	2	0	1	36
Dawes g	2-5	2-4	0-0	0-1-1	2	6	4	3	0	0	24
Honor g	3-9	1-4	0-0	1-4-5	1	7	1	3	0	2	33
Collins g	6-11	1-1	2-4	2-7-9	3	15	5	5	0	1	33
Middlebrooks	0-0	0-0	0-0	1-0-1	1	0	0	1	0	0	2
Hunter	5-7	3-4	2-2	0-2-2	4	15	0	0	0	0	23
Bohannon	2-4	0-0	0-0	4-2-6	0	4	4	1	0	0	20
Hemenway	0-0	0-0	0-0	0-0-0	1	0	0	0	0	0	3
TEAM				3-1-4							2
Totals	27-56	9-21	12-14	13-26-39	18	75	16	18	0	5	200
Pct.	48.2	42.9	85.7	DR: 1.0							

FG (1st Half: 14-29 48.3%; 2nd Half: 13-27 48.1%)  
 3FG (1st Half: 7-12 58.3%; 2nd Half: 2-9 22.2%)  
 FT (1st Half: 5-6 83.3%; 2nd Half: 7-8 87.5%)

OFFICIALS: Bill Covington Jr., Mike Roberts, Clarence Armstrong  
 TECHNICAL FOULS: None

SCORE BY PERIODS

	1ST	2ND	TOTAL
Miami	34	46	80
Clemson	40	35	75

**10** CLEMSON DRAKE  
 Dec. 11, 2021 ATTENDANCE: 8,557

STATE FARM ARENA / ATLANTA, GA.

CLEMSON	FG	3FG	FT	REB	PF	TP	A	TO	B	S	MIN
Tyson f	1-2	1-2	0-0	0-4-4	3	3	2	1	0	1	23
Hall f	6-15	1-5	9-9	6-7-13	2	22	2	3	0	0	39
Dawes g	5-12	3-7	6-7	0-0-0	1	19	5	0	0	1	35
Honor g	3-10	2-4	4-4	1-3-4	1	12	2	2	0	0	25
Collins g	6-11	0-1	4-7	3-7-10	4	16	1	1	1	2	36
Hemenway	4-6	4-6	0-0	0-3-3	2	12	2	1	0	2	26
Bohannon	2-2	0-0	0-0	0-2-2	4	4	2	2	0	0	24
Middlebrooks	0-0	0-0	0-0	0-0-0	0	0	0	0	0	0	2
Hunter	1-2	0-1	0-0	0-0-0	0	2	1	0	0	1	14
TEAM				2-0-2							0
Totals	28-60	11-26	23-27	12-26-38	17	90	17	10	1	7	200
Pct.	46.7	42.3	85.2	DR: 2.0							

FG (1st Half: 15-31 48.4%; 2nd Half: 10-24 41.7%; OT: 3-5 60.0%)  
 3FG (1st Half: 6-15 40.0%; 2nd Half: 3-7 42.9%; OT: 2-4 50.0%)  
 FT (1st Half: 3-3 100.0%; 2nd Half: 12-14 85.7%; OT: 8-10 80.0%)

DRAKE

DRAKE	FG	3FG	FT	REB	PF	TP	A	TO	B	S	MIN
Murphy f	3-13	2-9	2-2	1-3-4	4	10	0	1	1	2	41
Hemphill f	5-9	0-0	5-8	2-6-8	4	15	3	2	0	1	36
Wilkins g	4-9	3-6	2-2	0-0-0	3	13	4	2	0	0	36
Sturtz g	5-7	1-3	2-2	1-3-4	5	13	3	1	1	0	40
DeVries g	6-15	5-12	2-2	0-4-4	2	19	2	0	0	2	39
Akinwale	0-1	0-1	0-0	1-0-1	3	0	2	1	0	0	9
Brodie	5-6	0-0	0-0	2-3-5	1	10	1	2	0	0	22
Djambouz	0-0	0-0	0-0	0-0-0	0	0	0	0	0	0	1
TEAM				0-1-1							1
Totals	28-60	11-31	13-16	7-20-27	22	80	15	10	2	5	200
Pct.	46.7	35.5	81.3	DR: 2.2							



# 2021-22 BOX SCORES

**13** VIRGINIA CLEMSON 50  
 Dec. 22, 2021 ATTENDANCE: 13,857

JOHN PAUL JONES ARENA / CHARLOTTEVILLE, VA.

CLEMSON	FG	3FG	FT	REB	PF	TP	A	TO	B	S	MIN
Tyson f	6-10	3-5	2-2	0-3-3	3	17	2	1	0	0	28
Hall f	5-13	1-2	0-2	2-5-7	1	11	1	1	1	1	32
Dawes g	3-13	2-9	0-0	0-3-3	1	8	1	1	0	2	35
Honor g	1-4	1-3	0-0	0-3-3	2	3	2	0	0	1	22
Collins g	5-7	0-0	1-4	4-7-11	3	11	2	3	0	2	35
Hunter g	0-1	0-1	0-0	0-1-1	1	0	1	0	0	0	11
Bohannon g	4-6	0-0	0-0	0-1-1	2	8	2	0	0	1	12
Schieffelin g	3-4	0-1	0-0	0-1-1	4	6	1	0	0	0	8
Hemenway g	1-1	1-1	0-0	0-0-0	0	3	0	0	0	0	17
TEAM				2-3-5							
Totals	28-59	8-22	3-8	8-27-35	17	67	12	7	1	7	200
Pct.	47.5	36.4	37.5	DR: 4.0							

FG (1st Half: 15-28 53.6%; 2nd Half: 13-31 41.9%)  
 3FG (1st Half: 5-11 45.5%; 2nd Half: 3-11 27.3%)  
 FT (1st Half: 0-4 0.0%; 2nd Half: 3-4 75.0%)

VIRGINIA

VIRGINIA	FG	3FG	FT	REB	PF	TP	A	TO	B	S	MIN
Gardner f	2-9	1-4	4-6	0-6-6	2	9	1	2	2	0	36
Shedrick f	0-2	0-0	2-2	1-1-2	2	1	4	6	0	0	23
Clark g	1-3	1-3	3-4	0-2-2	1	6	3	3	1	1	38
Beekman g	7-10	3-5	3-4	0-3-3	1	20	1	1	1	3	38
Franklin g	5-13	1-7	2-2	0-8-8	1	13	1	1	0	0	31
Poindexter g	0-1	0-1	0-0	0-1-1	0	0	0	1	0	0	8
Caffaro g	0-1	0-0	0-0	0-0-0	2	0	1	0	0	0	6
Millicic Jr. g	0-2	0-2	0-0	0-0-0	0	0	1	1	0	0	10
Stattmann g	0-0	0-0	0-0	0-0-0	0	0	0	0	0	0	4
Murray g	0-0	0-0	0-1	0-2-2	1	0	0	0	0	0	3
McCorkle g	0-0	0-0	0-0	0-0-0	0	0	0	0	0	0	2
TEAM				1-1-2							
Totals	15-41	6-22	14-19	2-24-26	10	50	7	14	11	4	200
Pct.	36.6	27.3	73.7	DR: 2.0							

FG (1st Half: 10-18 55.6%; 2nd Half: 5-23 21.7%)  
 3FG (1st Half: 3-7 42.9%; 2nd Half: 3-11 20.0%)  
 FT (1st Half: 4-4 100.0%; 2nd Half: 10-15 66.7%)

OFFICIALS: Ron Groover, Bert Smith, Brent Hampton  
 TECHNICAL FOULS: None

SCORE BY PERIODS

	1ST	2ND	TOTAL
Virginia	27	23	50
Clemson	35	32	67

**14** CLEMSON VIRGINIA 65  
 Jan. 4, 2022 ATTENDANCE: 5,202

LITTLEJOHN COLISEUM / CLEMSON, S.C.

CLEMSON	FG	3FG	FT	REB	PF	TP	A	TO	B	S	MIN
Tyson f	5-8	1-3	4-5	3-6-9	3	15	2	2	2	1	30
Hall f	5-16	3-7	0-0	0-3-3	2	13	3	1	0	0	30
Dawes g	3-6	2-5	0-0	0-0-0	2	8	1	2	0	0	35
Honor g	4-5	2-2	1-2	0-0-0	1	11	4	2	0	1	29
Collins g	5-9	0-1	4-7	0-3-3	3	14	3	0	0	0	26
Allen g	0-2	0-1	0-0	0-0-0	2	0	0	0	0	1	14
Hemenway g	1-1	1-1	0-0	0-2-2	2	3	1	0	0	0	16
Bohannon g	0-2	0-0	0-0	1-1-2	2	0	2	2	0	0	13
Schieffelin g	0-1	0-0	1-2	0-0-0	1	1	1	0	0	0	7
TEAM				2-2-4							
Totals	23-50	9-20	10-16	6-17-23	18	65	17	9	2	4	200
Pct.	46.0	45.0	62.5	DR: 4.0							

FG (1st Half: 13-21 61.9%; 2nd Half: 12-25 48.0%)  
 3FG (1st Half: 1-6 16.7%; 2nd Half: 3-8 37.5%)  
 FT (1st Half: 9-9 100.0%; 2nd Half: 12-15 80.0%)

VIRGINIA

VIRGINIA	FG	3FG	FT	REB	PF	TP	A	TO	B	S	MIN
Tyson f	5-8	1-3	4-5	3-6-9	3	15	2	2	2	1	30
Hall f	5-16	3-7	0-0	0-3-3	2	13	3	1	0	0	30
Dawes g	3-6	2-5	0-0	0-0-0	2	8	1	2	0	0	35
Honor g	4-5	2-2	1-2	0-0-0	1	11	4	2	0	1	29
Collins g	5-9	0-1	4-7	0-3-3	3	14	3	0	0	0	26
Allen g	0-2	0-1	0-0	0-0-0	2	0	0	0	0	1	14
Hemenway g	1-1	1-1	0-0	0-2-2	2	3	1	0	0	0	16
Bohannon g	0-2	0-0	0-0	1-1-2	2	0	2	2	0	0	13
Schieffelin g	0-1	0-0	1-2	0-0-0	1	1	1	0	0	0	7
TEAM				2-2-4							
Totals	23-50	9-20	10-16	6-17-23	18	65	17	9	2	4	200
Pct.	46.0	45.0	62.5	DR: 4.0							

FG (1st Half: 14-25 56.0%; 2nd Half: 9-25 36.0%)  
 3FG (1st Half: 5-9 55.6%; 2nd Half: 4-11 36.4%)  
 FT (1st Half: 4-7 57.1%; 2nd Half: 6-9 66.7%)

OFFICIALS: Brian Dorsey, Clarence Armstrong, Tom Morrissey  
 TECHNICAL FOULS: None

SCORE BY PERIODS

	1ST	2ND	TOTAL
Clemson	37	28	65
Virginia	36	39	75

**16** NOTRE DAME CLEMSON 72  
 Jan. 12, 2022 ATTENDANCE: 7,618

PURCELL PAVILION / NOTRE DAME, IND.

CLEMSON	FG	3FG	FT	REB	PF	TP	A	TO	B	S	MIN
Tyson f	4-8	1-2	3-3	3-3-6	0	12	0	2	0	0	20
Hall f	7-16	0-4	0-0	1-6-7	2	14	3	2	0	0	29
Dawes g	2-11	2-10	0-0	0-2-2	1	6	2	1	0	0	29
Honor g	0-6	0-6	0-0	0-0-0	0	1	0	0	0	1	22
Collins g	1-2	0-1	3-5	0-6-6	4	5	1	1	0	0	20
Bohannon g	1-3	0-0	1-1	3-3-6	2	3	1	1	0	0	17
Hunter g	3-5	1-2	0-0	2-1-3	4	7	0	1	1	1	22
Schieffelin g	0-1	0-0	0-0	1-3-4	2	0	3	0	0	0	10
Hemenway g	3-8	2-6	1-3	0-0-0	3	9	0	1	0	1	22
Middlebrooks g	0-0	0-0	0-0	0-0-0	0	0	0	0	0	0	2
Fox g	0-0	0-0	0-0	0-0-0	0	0	0	1	0	0	1
Foster g	0-1	0-1	0-0	0-0-0	0	0	0	0	0	0	1
J. Nauseef g	0-0	0-0	0-0	0-0-0	0	0	0	0	0	0	1
D. Nauseef g	0-0	0-0	0-0	1-0-1	0	0	0	0	0	0	1
TEAM				2-2-4							
Totals	21-61	6-32	8-12	13-26-39	18	56	11	10	1	3	200
Pct.	34.4	18.8	66.7	DR: 2.0							

FG (1st Half: 8-31 25.8%; 2nd Half: 13-30 43.3%)  
 3FG (1st Half: 2-16 12.5%; 2nd Half: 4-16 25.0%)  
 FT (1st Half: 4-4 100.0%; 2nd Half: 4-8 50.0%)

NOTRE DAME

NOTRE DAME	FG	3FG	FT	REB	PF	TP	A	TO	B	S	MIN
Laszewski f	2-4	1-3	3-4	0-8-8	1	8	3	0	2	3	36
Atkinson Jr. f	3-6	0-0	1-1	1-3-4	0	7	0	0	0	0	27
Wesley g	6-14	2-7	6-9	1-5-6	3	20	2	4	0	0	32
Hubb g	2-9	1-5	0-0	3-2-5	2	5	3	0	0	1	32
Goodwin g	8-10	3-3	2-2	3-4-7	4	21	0	2	0	0	27
Ryan g	2-7	2-6	0-1	0-7-7	4	6	0	1	0	1	24
Wertz g	2-5	1-2	0-0	0-0-0	2	5	3	0	0	0	17
Sanders Jr. g	0-0	0-0	0-0	0-0-0	0	0	0	0	0	0	1
Zona g	0-0	0-0	0-0	0-0-0	0	0	0	0	0	0	1
Morgan g	0-0	0-0	0-0	0-0-0	0	0	0	0	0	0	1
TEAM				0-0-0							
Totals	25-55	10-26	12-17	8-29-37	16	72	11	8	2	5	200
Pct.	45.5	38.5	70.6	DR: 1.0							

FG (1st Half: 13-26 50.0%; 2nd Half: 12-29 41.4%)  
 3FG (1st Half: 6-14 42.9%; 2nd Half: 4-12 33.3%)  
 FT (1st Half: 7-8 87.5%; 2nd Half: 5-9 55.6%)

OFFICIALS: Jeffrey Anderson, Clarence Armstrong, Brent Hampton  
 TECHNICAL FOULS: None

SCORE BY PERIODS

	1ST	2ND	TOTAL
Notre Dame	39	33	72
Clemson	22	34	56

**17** BOSTON COLLEGE CLEMSON 70  
 Jan. 15, 2022 ATTENDANCE: 7,443

LITTLEJOHN COLISEUM / CLEMSON, S.C.

BOSTON COLLEGE	FG	3FG	FT	REB	PF	TP	A	TO	B	S	MIN
Bickerstaff f	1-3	0-1	0-0	0-6-6	3	2	0	1	3	0	26
Karnik c	8-11	1-3	0-1	2-4-6	1	17	1	0	0	0	33
Zackery g	2-7	0-1	2-3	0-5-5	3	6	0	3	0	1	32
Langford g	4-6	0-1	0-0	1-6-7	2	8	2	2	3	2	34
Ashton-Langford g	7-13	0-2	5-9	1-6-7	1	19	4	4	0	1	35
Post g	0-1	0-1	0-0	0-0-0	3	0	0	0	0	0	7
Galloway g	6-15	5-10	1-2	0-1-1	1	18	1	1	1	2	24
Thompson g	0-0	0-0	0-0	0-0-0	0	0	0	0	0	0	5
Jones g	0-0	0-0	0-0	0-0-0	0	0	0	0	0	0	3
TEAM				0-0-0							
Totals	28-57	6-19	8-15	4-28-32	14	70	8	11	7	6	200
Pct.	49.1	31.6</									

# 2021-22 BOX SCORES

**19** CLEMSON PITTSBURGH 75 48  
 Jan. 22, 2022 ATTENDANCE: 7,408

LITTLEJOHN COLISEUM / CLEMSON, S.C.

PITTSBURGH	FG	3FG	FT	REB	PF	TP	A	TO	B	S	MIN
Gueye f	1-6	1-3	0-0	1-2-3	4	3	0	3	5	2	27
Hugley f	4-12	0-3	7-8	3-5-8	0	15	0	4	0	1	31
Odukale g	3-9	2-7	2-2	0-3-3	4	10	3	3	0	0	30
Burton g	4-8	2-3	0-0	2-5-7	5	10	2	2	0	2	31
Ezeakudo g	1-7	1-5	0-0	1-0-1	0	3	1	2	0	0	32
Oladapo	0-0	0-0	0-2	0-0-0	1	0	0	1	0	0	7
Collier	1-1	0-0	0-0	0-0-0	3	2	0	2	0	0	7
Jeffress	1-3	0-1	0-0	3-3-6	2	2	0	1	0	0	19
Payton	1-2	1-1	0-1	1-0-1	0	3	1	1	0	0	6
Santos	0-0	0-0	0-0	0-0-0	0	0	0	0	0	0	6
Amadasun	0-0	0-0	0-0	0-1-1	0	0	0	0	0	0	1
TEAM				0-3-3							
Totals	16-48	7-23	9-13	11-22-33	20	48	7	20	5	5	200
Pct.	33.3	30.4	69.2	DR: 2.0							

FG (1st Half: 9-23 39.1%; 2nd Half: 7-25 28.0%)  
 3FG (1st Half: 4-12 33.3%; 2nd Half: 3-11 27.3%)  
 FT (1st Half: 5-8 62.5%; 2nd Half: 4-5 80.0%)

CLEMSON

CLEMSON	FG	3FG	FT	REB	PF	TP	A	TO	B	S	MIN
Tyson f	2-6	1-2	1-2	0-2-2	2	6	1	0	1	0	20
Hall f	4-5	2-2	6-8	0-1-1	1	16	2	5	0	0	28
Dawes g	6-9	5-8	2-2	0-4-3	3	19	3	1	0	1	25
Hunter g	4-5	1-1	4-4	0-5-5	2	13	3	0	1	0	30
Collins g	2-4	2-2	4-8	0-7-7	1	10	6	2	1	3	32
Middlebrooks	1-1	0-0	0-0	0-0-0	2	2	0	0	0	0	9
Schieffelin	0-0	0-0	0-0	2-0-2	1	0	0	0	0	0	5
Hemenway	1-5	1-5	0-0	0-0-0	0	3	0	0	0	0	7
Bohannon	2-5	0-0	0-0	2-1-3	0	4	2	0	0	1	22
Honor	0-4	0-3	2-2	0-1-1	2	2	2	1	0	1	16
Fox	0-2	0-2	0-0	0-1-1	0	0	0	0	0	1	2
Foster	0-0	0-0	0-0	0-0-0	0	0	0	0	0	0	2
J. Nauseef	0-0	0-0	0-0	0-0-0	0	0	0	0	0	0	2
TEAM				1-1-2							
Totals	22-46	12-25	19-26	5-23-28	14	75	19	9	3	7	200
Pct.	47.8	48.0	73.1	DR: 4.0							

FG (1st Half: 12-25 48.0%; 2nd Half: 10-21 47.6%)  
 3FG (1st Half: 5-13 38.5%; 2nd Half: 7-12 58.3%)  
 FT (1st Half: 9-10 90.0%; 2nd Half: 10-16 62.5%)

OFFICIALS: Roger Ayers, Mark Schnur, Jeff Pon  
 TECHNICAL FOULS: Pittsburgh Head Coach, 7:06 (2nd Half)

SCORE BY PERIODS

	1ST	2ND	TOTAL
Clemson	38	37	75
Pittsburgh	27	21	48

**20** CLEMSON No. 9/7 DUKE 69 71  
 Jan. 25, 2022 ATTENDANCE: 9,314

CAMERON INDOOR STADIUM / DURHAM, N.C.

CLEMSON	FG	3FG	FT	REB	PF	TP	A	TO	B	S	MIN
Tyson f	6-12	1-3	0-0	4-4-8	3	13	1	0	1	0	28
Hall f	6-21	2-7	0-0	4-6-10	2	14	3	1	1	0	34
Dawes g	2-5	2-4	0-0	0-0-0	1	6	5	1	0	2	24
Hunter g	5-10	2-2	0-0	2-5-7	2	12	5	1	0	0	27
Collins g	4-8	1-1	0-0	3-6-9	2	9	3	2	0	2	34
Middlebrooks	0-1	0-0	0-0	0-0-0	2	0	0	0	0	1	5
Hemenway	2-4	1-3	0-1	1-0-1	1	5	0	1	0	0	14
Honor	3-7	2-5	0-0	0-1-1	0	8	2	1	0	2	20
Bohannon	1-3	0-1	0-0	0-1-1	0	2	0	0	0	1	12
TEAM				0-2-2							
Totals	29-71	11-26	0-1	14-25-39	13	69	19	10	1	9	200
Pct.	40.8	42.3	0.0	DR: 1.0							

FG (1st Half: 15-35 42.9%; 2nd Half: 14-36 38.9%)  
 3FG (1st Half: 6-12 50.0%; 2nd Half: 5-14 35.7%)  
 FT (1st Half: 0-0 0.0%; 2nd Half: 0-1 0.0%)

DUKE

DUKE	FG	3FG	FT	REB	PF	TP	A	TO	B	S	MIN
Moore Jr. f	4-10	3-5	2-2	0-5-5	1	13	1	3	0	2	40
Banchero f	8-15	2-5	1-1	1-6-7	2	19	4	4	1	0	29
Griffin f	1-7	0-1	3-3	0-3-3	1	5	2	2	0	0	22
Williams c	3-3	0-0	4-5	0-10-10	1	10	2	2	3	1	32
Roach g	3-8	1-3	1-2	1-3-4	1	8	9	1	0	0	40
John	0-1	0-0	0-0	1-0-1	0	0	0	0	0	0	8
Baker	4-5	3-4	0-0	0-0-0	4	11	0	0	0	0	18
Jones	2-3	1-2	0-0	0-0-0	0	5	0	0	0	1	9
Blakes	0-0	0-0	0-0	0-0-0	0	0	0	0	0	0	2
TEAM				0-1-1							
Totals	25-52	10-20	11-13	3-28-31	10	71	18	12	4	4	200
Pct.	48.1	50.0	84.6	DR: 1.0							

FG (1st Half: 11-24 45.8%; 2nd Half: 14-28 50.0%)  
 3FG (1st Half: 6-10 60.0%; 2nd Half: 4-10 40.0%)  
 FT (1st Half: 8-10 80.0%; 2nd Half: 3-3 100.0%)

OFFICIALS: Ron Groover, Mike Roberts, Raymie Styons  
 TECHNICAL FOULS: N/A

SCORE BY PERIODS

	1ST	2ND	TOTAL
Duke	36	35	71
Clemson	36	33	69

**21** FLORIDA STATE CLEMSON 69 75  
 Feb. 2, 2022 ATTENDANCE: 6,578

LITTLEJOHN COLISEUM / CLEMSON, S.C.

FLORIDA STATE	FG	3FG	FT	REB	PF	TP	A	TO	B	S	MIN
Butler f	4-10	1-5	0-0	0-3-3	3	9	3	1	1	1	30
Ngom c	3-3	0-0	0-0	0-2-2	0	6	1	1	1	0	21
Evans g	4-8	1-3	2-3	0-0-0	1	11	1	0	1	2	26
Polite g	1-2	1-2	2-2	1-4-5	3	5	2	2	0	1	23
Mills g	6-11	1-2	3-4	0-1-1	2	16	2	1	1	3	31
Warley	0-3	0-1	1-4	1-0-1	2	1	3	0	1	0	14
Fletcher	2-3	1-2	0-0	0-3-3	2	5	1	2	0	0	7
McLeod	0-0	0-0	0-0	0-0-0	0	0	0	0	0	0	2
Wilkes	1-3	1-3	0-0	0-1-1	1	3	1	0	0	1	9
Cleveland	3-8	0-2	2-3	0-2-2	2	8	2	1	0	1	20
Prieto	2-3	1-2	0-0	1-1-2	1	5	0	0	1	0	16
TEAM				2-2-4							
Totals	26-54	7-22	10-16	5-19-24	17	69	16	9	6	9	200
Pct.	48.1	31.8	62.5	DR: 2.0							

FG (1st Half: 14-29 48.3%; 2nd Half: 12-25 48.0%)  
 3FG (1st Half: 3-11 27.3%; 2nd Half: 4-11 36.4%)  
 FT (1st Half: 5-8 62.5%; 2nd Half: 5-8 62.5%)

CLEMSON

CLEMSON	FG	3FG	FT	REB	PF	TP	A	TO	B	S	MIN
Tyson f	1-2	1-1	0-0	1-0-1	0	3	1	1	0	0	9
Hall f	5-8	0-0	5-6	2-5-7	4	15	0	1	1	1	27
Dawes g	2-9	0-6	0-0	0-3-3	1	4	3	0	3	0	27
Hunter g	4-6	0-0	4-7	0-2-2	2	12	0	2	0	0	24
Collins g	3-6	1-2	2-4	1-7-8	1	9	3	2	0	0	28
Middlebrooks	0-0	0-0	0-0	0-0-0	2	0	0	0	0	0	3
Honor	5-7	2-2	0-0	0-1-1	4	12	4	2	0	0	22
Bohannon	5-7	0-0	1-1	3-2-5	1	11	3	1	0	0	30
Hemenway	2-5	2-4	3-3	0-3-3	1	9	1	0	0	0	18
Schieffelin	0-2	0-0	0-0	2-3-5	1	0	0	1	1	0	10
TEAM				1-1-2							
Totals	27-52	6-15	15-21	10-27-37	17	75	15	14	2	4	200
Pct.	51.9	40.0	71.4	DR: 2.0							

FG (1st Half: 17-28 60.7%; 2nd Half: 10-24 41.7%)  
 3FG (1st Half: 5-10 50.0%; 2nd Half: 1-5 20.0%)  
 FT (1st Half: 6-8 75.0%; 2nd Half: 9-13 69.2%)

OFFICIALS: Lee Cassell, Pat Driscoll, Keith Kimble  
 TECHNICAL FOULS: N/A

SCORE BY PERIODS

	1ST	2ND	TOTAL
Clemson	45	30	75
Florida State	36	33	69

**22** CLEMSON GEORGIA TECH 64 69  
 Feb. 5, 2022 ATTENDANCE: 5,784

McCAMISH PAVILION / ATLANTA, GA.

CLEMSON	FG	3FG	FT	REB	PF	TP	A	TO	B	S	MIN
Hall f	9-15	0-2	0-0	4-4-8	1	18	4	3	2	1	28
Bohannon f	4-6	0-0	1-2	2-6-8	2	9	2	5	0	2	30
Dawes g	6-11	6-10	0-0	0-2-2	2	18	2	4	0	2	28
Hunter g	1-7	0-3	2-2	1-4-5	1	4	5	3	0	1	34
Collins g	2-5	0-1	2-2	1-5-6	3	6	1	2	1	2	30
Schieffelin	2-5	0-1	0-0	1-2-3	1	4	0	0	1	0	13
Honor	0-5	0-3	0-0	0-0-0	1	0	2	1	0	0	19
Hemenway	0-4	0-4	5-5	0-1-1	2	5	0	0	0	1	17
TEAM				1-0-1							
Totals	24-58	6-24	10-11	10-24-34	13	64	16	18	4	9	200
Pct.	41.4	25.0	90.9								

# SEASON STATISTICS



## 2021-22 Clemson Men's Basketball Combined Team Statistics All games

Page 1/1  
as of Feb 11, 2022

### Game Records

Record	Overall	Home	Away	Neutral
ALL GAMES	12-12	8-4	2-6	2-2
CONFERENCE	4-9	2-4	2-5	0-0
NON-CONFERENCE	8-3	6-0	0-1	2-2

### Score by Periods

Team	1st	2nd	OT	TOT
Clemson	823	900	16	1739
Opponents	774	859	6	1639

### Team Box Score

No.	Player	Total					3-Point		F-Throw		Rebounds											
		GP-GS	MIN	AVG	FG-FGA	FG%	3FG-3FGA	3FG%	FT-FTA	FT%	OFF	DEF	TOT	AVG	PF	DQ	A	TO	BLK	STL	PTS	AVG
24	HALL, PJ	24-24	685:23	28.6	144-298	.483	22-71	.310	59-77	.766	40	102	142	5.9	58	1	40	44	30	13	369	15.4
2	DAWES, Al-Amir	24-24	735:52	30.7	87-213	.408	59-145	.407	32-37	.865	3	66	69	2.9	32	0	59	44	1	24	265	11.0
13	COLLINS, David	24-24	687:30	28.6	90-174	.517	15-34	.441	57-102	.559	28	133	161	6.7	69	1	56	51	4	42	252	10.5
5	TYSON, Hunter	21-21	542:47	25.8	77-164	.470	24-62	.387	41-53	.774	30	87	117	5.6	46	0	26	22	8	14	219	10.4
4	HONOR, Nick	24-16	607:21	25.3	65-167	.389	28-81	.346	26-28	.929	8	27	35	1.5	32	0	67	25	2	23	184	7.7
3	HUNTER, Chase	24-6	473:14	19.7	47-106	.443	12-34	.353	25-33	.758	14	47	61	2.5	37	0	35	19	4	9	131	5.5
33	BOHANNON, Naz	24-2	476:07	19.8	57-104	.548	1-2	.500	15-21	.714	34	63	97	4.0	28	0	46	32	3	8	130	5.4
12	HEMENWAY, Alex	22-2	331:33	15.1	34-85	.400	28-68	.412	20-27	.741	4	29	33	1.5	34	0	9	9	0	6	116	5.3
1	SCHIEFFELIN, Ian	21-1	192:28	9.2	20-41	.488	4-10	.400	12-18	.667	15	30	45	2.1	28	0	16	6	3	3	56	2.7
10	MIDDLEBROOKS, Ben	18-0	68:11	3.8	5-8	.625	0-0	.000	4-4	1.000	5	6	11	0.6	13	0	3	5	4	1	14	0.8
11	FOX, Parker	6-0	09:12	1.5	1-3	.333	1-3	.333	0-0	.000	0	3	3	0.5	0	0	0	2	1	1	3	0.5
15	NAUSEEF, Jack	5-0	06:09	1.2	0-3	.000	0-2	.000	0-0	.000	0	0	0	0.0	1	0	0	0	0	0	0	0.0
14	FOSTER, Devin	6-0	07:33	1.3	0-1	.000	0-1	.000	0-0	.000	0	1	1	0.2	0	0	0	2	0	0	0	0.0
32	NAUSEEF, Daniel	2-0	01:40	0.8	0-0	.000	0-0	.000	0-0	.000	1	0	1	0.5	0	0	0	0	0	0	0	0.0
Team											31	30	61					15				
<b>Total</b>		<b>24</b>	<b>4825</b>		<b>627-1367</b>	<b>.459</b>	<b>194-513</b>	<b>.378</b>	<b>291-400</b>	<b>.728</b>	<b>213</b>	<b>624</b>	<b>837</b>	<b>34.9</b>	<b>378</b>	<b>2</b>	<b>357</b>	<b>276</b>	<b>60</b>	<b>144</b>	<b>1739</b>	<b>72.5</b>
<b>Opponents</b>		<b>24</b>	<b>4825</b>		<b>574-1347</b>	<b>.426</b>	<b>188-556</b>	<b>.338</b>	<b>303-394</b>	<b>.769</b>	<b>200</b>	<b>578</b>	<b>778</b>	<b>32.4</b>	<b>389</b>	<b>8</b>	<b>286</b>	<b>286</b>	<b>93</b>	<b>131</b>	<b>1639</b>	<b>68.3</b>

### Team Statistics

	CLEM	OPP
<b>Scoring</b>	<b>1739</b>	<b>1639</b>
Points per game	72.5	68.3
Scoring margin	+4.2	-
<b>Field goals-att</b>	<b>627-1367</b>	<b>574-1347</b>
Field goal pct	.459	.426
<b>3 point fg-att</b>	<b>194-513</b>	<b>188-556</b>
3-point FG pct	.378	.338
3-pt FG made per game	8.1	7.8
<b>Free throws-att</b>	<b>291-400</b>	<b>303-394</b>
Free throw pct	.728	.769
F-Throws made per game	12.1	12.6
<b>Rebounds</b>	<b>837</b>	<b>778</b>
Rebounds per game	34.9	32.4
Rebounding margin	+2.5	-
<b>Assists</b>	<b>357</b>	<b>286</b>
Assists per game	14.9	11.9
<b>Turnovers</b>	<b>276</b>	<b>286</b>
Turnovers per game	11.5	11.9
Turnover margin	+0.4	-
Assist/turnover ratio	1.3	1.0
<b>Steals</b>	<b>144</b>	<b>131</b>
Steals per game	6.0	5.5
<b>Blocks</b>	<b>60</b>	<b>93</b>
Blocks per game	2.5	3.9
<b>Winning streak</b>	<b>0</b>	<b>-</b>
Home win streak	0	-
<b>Attendance</b>	<b>80375</b>	<b>76646</b>
Home games-Avg/Game	12-6698	8-9581
Neutral site-Avg/Game	-	4-5120

### Team Results

Date	Opponent	Score	Att.
11/09/2021	Presbyterian	W 64-53	6144
11/12/2021	Wofford	W 76-68	8118
11/15/2021	Bryant	W 93-70	5411
11/18/2021	vs Temple	W 75-48	3639
11/19/2021	vs St. Bonaventure	L 65-68	3464
11/21/2021	vs West Virginia	L 59-66	4820
11/26/2021	Charleston So.	W 91-59	5770
11/30/2021	at Rutgers	L 64-74	8050
12/04/2021	at Miami (FL)	L 75-80	3388
12/11/2021	vs Drake	Wot 90-80	8557
12/14/2021	Miami (OH)	W 89-76	5154
12/18/2021	South Carolina	W 70-56	6677
12/22/2021	at Virginia	W 67-50	13857
01/04/2022	Virginia	L 65-75	5202
01/08/2022	at NC State	W 70-65	13425
01/12/2022	at Notre Dame	L 56-72	7618
01/15/2022	Boston College	L 68-70	7443
01/18/2022	at Syracuse	L 78-91	15210
01/22/2022	Pittsburgh	W 75-48	7408
01/25/2022	at Duke	L 69-71	9314
02/02/2022	Florida St.	W 75-69	6578
02/05/2022	at Georgia Tech	L 64-69	5784
02/08/2022	North Carolina	L 77-79	7470
02/10/2022	Duke	L 64-82	9000

# ACC STATISTICS



## 2021-22 Clemson Men's Basketball Combined Team Statistics In Conference games

Page 1/1  
as of Feb 11, 2022

### Game Records

Record	Overall	Home	Away	Neutral
ALL GAMES	4-9	2-4	2-5	0-0
CONFERENCE	4-9	2-4	2-5	0-0
NON-CONFERENCE	0-0	0-0	0-0	0-0

### Score by Periods

Team	1st	2nd	OT	TOT
Clemson	433	470	0	903
Opponents	436	485	0	921

### Team Box Score

No.	Player				Total		3-Point		F-Throw		Rebounds											
		GP-GS	MIN	AVG	FG-FGA	FG%	3FG-3FGA	3FG%	FT-FTA	FT%	OFF	DEF	TOT	AVG	PF	DQ	A	TO	BLK	STL	PTS	AVG
24	HALL, PJ	13-13	402:23	31.0	85-179	.475	11-39	.282	30-38	.789	20	54	74	5.7	31	0	23	29	16	10	211	16.2
2	DAWES, Al-Amir	13-13	386:03	29.7	45-111	.405	31-80	.388	10-11	.909	0	28	28	2.2	18	0	35	22	0	16	131	10.1
13	COLLINS, David	13-13	369:56	28.5	47-91	.516	7-16	.438	26-49	.531	15	72	87	6.7	36	0	36	29	2	24	127	9.8
5	TYSON, Hunter	10-10	230:06	23.0	33-72	.458	11-26	.423	16-21	.762	15	33	48	4.8	23	0	10	11	3	6	93	9.3
3	HUNTER, Chase	13-6	304:10	23.4	37-70	.529	12-25	.480	15-19	.789	7	32	39	3.0	27	0	22	12	2	4	101	7.8
33	BOHANNON, Naz	13-2	259:12	19.9	33-63	.524	1-2	.500	11-14	.786	22	36	58	4.5	13	0	21	16	1	7	78	6.0
4	HONOR, Nick	13-5	289:23	22.3	25-78	.321	10-38	.263	9-10	.900	2	14	16	1.2	18	0	29	13	1	11	69	5.3
12	HEMENWAY, Alex	13-2	197:01	15.2	15-48	.313	13-42	.310	14-18	.778	2	12	14	1.1	18	0	5	4	0	3	57	4.4
1	SCHIEFFELIN, Ian	11-1	116:40	10.6	11-26	.423	1-6	.167	7-9	.778	8	22	30	2.7	17	0	13	3	3	0	30	2.7
10	MIDDLEBROOKS, Ben	8-0	33:49	4.2	3-5	.600	0-0	.000	0-0	.000	2	1	3	0.4	8	0	0	2	1	1	6	0.8
32	NAUSEEF, Daniel	2-0	01:40	0.8	0-0	.000	0-0	.000	0-0	.000	1	0	1	0.5	0	0	0	0	0	0	0	0.0
15	NAUSEEF, Jack	3-0	03:12	1.1	0-1	.000	0-1	.000	0-0	.000	0	0	0	0.0	1	0	0	0	0	0	0	0.0
11	FOX, Parker	3-0	03:12	1.1	0-2	.000	0-2	.000	0-0	.000	0	1	1	0.3	0	0	0	1	0	1	0	0.0
14	FOSTER, Devin	3-0	03:12	1.1	0-1	.000	0-1	.000	0-0	.000	0	0	0	0.0	0	0	0	0	0	0	0	0.0
Team											17	17	34					8				
<b>Total</b>		<b>13</b>	<b>2600</b>		<b>334-747</b>	<b>.447</b>	<b>97-278</b>	<b>.349</b>	<b>138-189</b>	<b>.730</b>	<b>111</b>	<b>322</b>	<b>433</b>	<b>33.3</b>	<b>210</b>	<b>0</b>	<b>194</b>	<b>150</b>	<b>29</b>	<b>83</b>	<b>903</b>	<b>69.5</b>
<b>Opponents</b>		<b>13</b>	<b>2600</b>		<b>322-704</b>	<b>.457</b>	<b>106-292</b>	<b>.363</b>	<b>171-228</b>	<b>.750</b>	<b>93</b>	<b>324</b>	<b>417</b>	<b>32.1</b>	<b>197</b>	<b>3</b>	<b>169</b>	<b>155</b>	<b>63</b>	<b>80</b>	<b>921</b>	<b>70.8</b>

### Team Statistics

	CLEM	OPP
<b>Scoring</b>	<b>903</b>	<b>921</b>
Points per game	69.5	70.8
Scoring margin	-1.4	-
<b>Field goals-att</b>	<b>334-747</b>	<b>322-704</b>
Field goal pct	.447	.457
<b>3 point fg-att</b>	<b>97-278</b>	<b>106-292</b>
3-point FG pct	.349	.363
3-pt FG made per game	7.5	8.2
<b>Free throws-att</b>	<b>138-189</b>	<b>171-228</b>
Free throw pct	.730	.750
F-Throws made per game	10.6	13.2
<b>Rebounds</b>	<b>433</b>	<b>417</b>
Rebounds per game	33.3	32.1
Rebounding margin	+1.2	-
<b>Assists</b>	<b>194</b>	<b>169</b>
Assists per game	14.9	13.0
<b>Turnovers</b>	<b>150</b>	<b>155</b>
Turnovers per game	11.5	11.9
Turnover margin	+0.4	-
Assist/turnover ratio	1.3	1.1
<b>Steals</b>	<b>83</b>	<b>80</b>
Steals per game	6.4	6.2
<b>Blocks</b>	<b>29</b>	<b>63</b>
Blocks per game	2.2	4.8
<b>Winning streak</b>	<b>0</b>	<b>-</b>
Home win streak	0	-
<b>Attendance</b>	<b>43101</b>	<b>68596</b>
Home games-Avg/Game	6-7184	7-9799
Neutral site-Avg/Game	-	0-0

### Team Results

Date	Opponent		Score	Att.
12/04/2021	at Miami (FL)	L	75-80	3388
12/22/2021	at Virginia	W	67-50	13857
01/04/2022	Virginia	L	65-75	5202
01/08/2022	at NC State	W	70-65	13425
01/12/2022	at Notre Dame	L	56-72	7618
01/15/2022	Boston College	L	68-70	7443
01/18/2022	at Syracuse	L	78-91	15210
01/22/2022	Pittsburgh	W	75-48	7408
01/25/2022	at Duke	L	69-71	9314
02/02/2022	Florida St.	W	75-69	6578
02/05/2022	at Georgia Tech	L	64-69	5784
02/08/2022	North Carolina	L	77-79	7470
02/10/2022	Duke	L	64-82	9000



# TV & RADIO ROSTER



**#0 JOSH BEADLE**  
G • 6-3 • 180 • Fr.  
Columbia, S.C.



**#1 IAN SCHIEFFELIN**  
F • 6-7 • 225 • Fr.  
Loganville, Ga.



**#2 AL-AMIR DAWES**  
G • 6-2 • 182 • Jr.  
Newark, N.J.



**#3 CHASE HUNTER**  
G • 6-3.5 • 204 • RSo.  
Atlanta, Ga.



**#4 NICK HONOR**  
G • 5-10 • 195 • RJr.  
Orlando, Fla.



**#5 HUNTER TYSON**  
F • 6-8 • 215 • Sr.  
Monroe, N.C.



**#10 BEN MIDDLEBROOKS**  
F • 6-10 • 232 • Fr.  
Fort Lauderdale, Fla.



**#11 PARKER FOX**  
G • 6-7 • 210 • Sr.  
Reno, Nev.



**#12 ALEX HEMENWAY**  
F • 6-3.5 • 195 • Jr.  
Newburgh, Ind.



**#13 DAVID COLLINS**  
G • 6-4.5 • 217 • +Sr.  
Youngstown, Ohio



**#14 DEVIN FOSTER**  
G • 6-2 • 180 • Jr.  
Canton, Mass.



**#15 JACK NAUSEEF**  
G • 6-1 • 160 • Jr.  
Dayton, Ohio



**#24 PJ HALL**  
F/C • 6-10 • 240 • So.  
Spartanburg, S.C.



**#32 DANIEL NAUSEEF**  
F • 6-7 • 215 • Fr.  
Dayton, Ohio



**#33 NAZ BOHANNON**  
F • 6-6 • 232 • +Sr.  
Lorain, Ohio



**BRAD BROWNELL**  
Head Coach  
12th Season at Clemson



**ANTONIO REYNOLDS DEAN**  
Assistant Coach  
5th Season at Clemson



**KAREEM RICHARDSON**  
Assistant Coach  
1st Season at Clemson



**DICK BENDER**  
Assistant Coach  
10th Season at Clemson



**BRAD CROWE**  
Sports Medicine  
6th Season at Clemson