



2021-22 GEORGIA TECH WOMEN'S BASKETBALL

Georgia Tech Athletic Association Communications & Public Relations • WBB Contact: Liz Ryan
Office: 404-894-5445 • Cell: 404-431-9619 • Email: lryan@athletics.gatech.edu • @GTWBB

2021-22 SCHEDULE

Overall: 16-4 **ACC:** 7-2 **Streak:** W3

Home: 11-2 **Away:** 5-2 **Neutral:** 0-0

Nov. 1	CLAYTON STATE (Exh.)		W, 74-53
Nov. 9	at Central Michigan	ESPN+	W, 74-40
Nov. 11	KENNESAW STATE	ACCNX	W, 72-45
Nov. 14	BELMONT	ACCNX	W, 58-45
Nov. 17	at ETSU	ESPN+	W, 65-42
Nov. 21	AUBURN	ACCN	L, 51-59
Nov. 24	HOFSTRA	ACCNX	W, 65-32
Dec. 1	at Purdue	BTN	L, 52-53
Dec. 5	at No. 20/19 Georgia	SECN	W, 55-54
Dec. 9	No. 3/2 UCONN	ESPN2	W, 57-44
Dec. 12	FURMAN	ACCNX	W, 63-36
Dec. 19	WAKE FOREST*	ACCN	W, 62-45
Dec. 21	BOSTON UNIVERSITY	ACCNX	W, 78-49
Dec. 30	at Pitt*	ACCNX	Ppd.
Jan. 2	No. 3/2 LOUISVILLE*	ACCN	L, 48-50
Jan. 6	at No. 17/22 Duke*	ACCNX	Ppd.
Jan. 9	VIRGINIA*	ACCN	W, 67-31
Jan. 11	at Pitt*	ACCNX	W, 63-52
Jan. 13	FLORIDA STATE*	ACCN	W, 68-64
Jan. 16	at Miami*	ACCN	L, 45-46
Jan. 20	at Syracuse*	ACCN	W, 65-55
Jan. 23	No. 20/20 NORTH CAROLINA*	ACCN	W, 55-38
Jan. 27	BOSTON COLLEGE*	ACCNX	W, 68-49
Jan. 30	at Clemson*	ACCN	6 p.m.
Feb. 1	at Duke*	ACCNX	7 p.m.
Feb. 7	at NC State*	ESPN2	6 p.m.
Feb. 10	at Virginia Tech*	RSN	8 p.m.
Feb. 13	CLEMSON*	RSN	12 p.m.
Feb. 17	NOTRE DAME*	ACCN	8 p.m.
Feb. 20	MIAMI*	ACCNX	2 p.m.
Feb. 24	at Florida State*	ACCN	6 p.m.
Feb. 27	at Wake Forest*	ACCNX	1 p.m.
March 2	at ACC Tournament		

Home games in BOLD

* - ACC Conference Game

TODAY'S GAME INFORMATION

RADIO

Announcers: Richard Musterer, Cortnee Walton
Listen Live: Georgia Tech Yellow Jackets App

WATCH

ACC Network: PxP - Sam Ravech
Analyst - Helen Williams

No. 14/17 Georgia Tech (16-4, 7-2 ACC) at Clemson (7-13, 1-8 ACC)

Game No. 21 | Jan. 30 | 6 p.m. | Clemson, S.C. | Littlejohn Coliseum



YELLOW JACKETS

Head Coach: Nell Fortner
Record at GT: 53-24 (3rd year)
Career Record: 215-141 (12th year)

TIGERS

Head Coach: Amanda Butler
Record at CLEM: 46-63 (4th year)
Career Record: 276-222 (16th year)



STORYLINES

- Georgia Tech opens a four-game road swing on Sunday, making a visit to Clemson for the first of two meetings. Tip is slated for 6 p.m. on ACC Network or fans can also TuneIn to hear Richard Musterer's call on the GT Gameday App.
- Georgia Tech and Clemson are meeting for the 90th meeting in program history on the hardwood Sunday. The Yellow Jackets are looking to even the series as Clemson narrowly holds a 45-44 edge in the all-time series. Tech has taken six straight meetings, including three last season, against the Tigers and 10 of the past 11.
- Tech met its fourth nationally ranked opponent last Sunday when it welcomed then-No. 20 North Carolina. The Yellow Jackets are 3-1 when facing the nation's top 25 after cruising to a 55-38 victory over the Tar Heels. In top 25 matchups, Georgia Tech is holding its opponents to 46.5 points per game on average, consistent with the nation's top defense.
- The Yellow Jackets grabbed their second ACC road win of the season at Syracuse on Jan. 20, defeating the Orange, 65-55, to push its road record to 5-2 this season. Tech is outscoring its opponents by a +11.0 margin on the road. Tech will look to improve its road record on this four-game road swing.
- Georgia Tech owns a NET ranking of No. 20. The ACC has 10 teams in the top 64 NET rankings through Jan. 26 games, including three in the top five.
- Known as a strong defensive team, Georgia Tech is showing strong numbers once again on the defensive end. The Jackets top the ACC in scoring defense (46.45), field goal percentage defense (.322) and rebounding defense (31.55), and ranks second in 3-point field goal percentage defense (.257).
- In 12 games this season, the Jackets have scored double-figure points off the bench - 29 at Central Michigan, 27 vs. Kennesaw State, 10 vs. Belmont, 12 at ETSU, 12 vs. Auburn, 16 vs. Hofstra, 29 vs. Furman, 21 vs. Boston U., 12 vs. Virginia, 12 vs. Florida State, 10 vs. UNC and 10 vs. Boston College - to average 11.7 points per game off the bench this season. Last season, the Yellow Jackets averaged 11.1 points off the bench.
- After 20 games, the Yellow Jackets are averaging 15.7 assists per game with a season-high of 24 coming against Boston College. On the season, that sits third in the ACC. Notre Dame leads the league, averaging 18.26 assists per game. Tech's high last season was 23 against Clemson (2/4).
- In ACC play, Georgia Tech boasts three players averaging double-figure scoring numbers led by Nerea Hermosa at 11.8 points per game. Lorela Cubaj follows at 11.6 points and Lotta-Maj Lahtinen contributes 11.0 points per game. Cubaj is averaging a double-double in league games, pulling down a team-best 10.8 rebounds per game.
- Tech is currently tied for third place in the ACC standings with Virginia Tech. NC State sits atop the standings with a perfect 9-0 league record, followed by Louisville at 7-1.

STARTERS (BASED OFF LAST GAME)

			GP-GS	PPG	RPG	MPG	NOTES
13	F	Lorela Cubaj (5th Yr., 6-4, Terni, Italy)	20-20	10.1	11.8	32.5	ACC Player of the Week - Dec. 13
20	C	Nerea Hermosa (Jr., 6-5, Vitoria, Spain)	20-20	11.1	6.4	31.0	Scored career-high 21 points at Syracuse - Jan. 20
24	G/F	Eylia Love (So., 6-1, Kansas City, Kansas)	20-19	10.3	5.1	29.2	Recorded first career double-double at Syracuse - Jan. 20
31	G	Lotta-Maj Lahtinen (Sr., 5-9, Helsinki, Finland)	19-19	10.3	2.8	30.3	2021 ACC Most Improved Player; 2021 All-ACC First & Second Team
45	F	Digna Strautmane (5th Yr., 6-2, Riga, Latvia)	20-15	9.0	5.5	27.2	Dropped season-high 20 points in win against Furman

OFF THE BENCH

3	G	Sarah Bates (r-Sr., 5-9, Fresno, Calif.)	19-4	4.3	1.3	20.4	Played full 40 minutes at Purdue
10	G	Elizabete Bulane (Fr., 5-7, Adazi, Latvia)	16-0	2.6	0.9	11.8	Scored seven points off the bench against Belmont
11	F	Aixa Wone Aranaz (Jr., 6-3, Pamplona, Spain)	16-0	1.2	0.9	7.2	Played 13 minutes at Central Michigan
14	G	Anisa Clark (So., 5-7, McDonough, Ga.)	3-0	0.0	0.0	1.4	Saw game action against Kennesaw State
15	G	Avyonce Carter (So., 5-10, Norcross, Ga.)	19-0	3.3	2.3	11.6	Recorded six rebounds at Purdue and Furman
33	F	Carmyn Harrison (Fr., 6-2, Memphis, Tenn.)	11-0	0.7	0.8	2.9	Made collegiate debut at Central Michigan

QUICK FACTS

GENERAL

Full Name: Georgia Institute of Technology
 Location: Atlanta, Ga.
 Founded: 1885
 Enrollment: 39,772
 Nicknames: Ramblin' Wreck, Yellow Jackets
 Colors: Old Gold and White
 Arena (Cap.): McCamish Pavilion (8,600)
 President: Dr. Ángel Cabrera
 Athletics Director: Todd Stansbury
 Faculty Ath. Representative: Dr. Baratunde Cole
 Sport Administrator: Joeleen Akin

COACHING STAFF

Head Coach: Nell Fortner
 Years at Tech: 3rd
 Twitter: @NellOnWheels
 Career Record: 215-141 (.592)
 Record at Tech: 53-24 (.645)/2 years
 Alma Mater: Texas, 1982
 Associate Head Coach Tasha Butts
 Assistant Coaches: Blanche Alverson, Murriel Page
 Director of WBB Ops: Ashlee Villarreal

TEAM INFORMATION

2020-21 Overall Record: 17-9
 2020-21 ACC Record: 12-6
 2020-21 Home Record: 9-3
 2020-21 Road Record: 5-4
 2020-21 Neutral Record: 3-2
 Letterwinners R/L: 9/2
 Starters R/L: 5/0
 Newcomers 3

HISTORY

First Year: 1974-75 (48th season)
 Overall Record: 739-655 (.526)
 ACC Record: 237-379 (.379)
 ACC Tournament Record: 20-42
 Postseason Record: 23-25 (NCAA, WNIT & AIAW)
 NCAA Appearances/Last: 10, 2021
 NCAA Tournament Record: 7-10
 WNIT Record: 14-7
 All-Time Home Record: 400-221
 All-Time Road Record: 184-292
 All-Time Neutral Record: 85-84

ATHLETIC COMMUNICATIONS & PUBLIC RELATIONS

WBB Contact: Liz Ryan
 Email: lryan@athletics.gatech.edu
 Phone: 404-894-5445
 Cell Phone: 404-431-9619
 Press Row: 404-894-5458
 Website: www.ramblinwreck.com

It is incorrect to call it "Georgia Tech University."

**Officially, it's The Georgia Institute of Technology.
 But just call us "Georgia Tech."**

2021-22 GEORGIA TECH WOMEN'S BASKETBALL ROSTER

Numerical

No.	Name	YR	HT	POS	Hometown	High School/Previous School
3	Sarah Bates	r-Sr.	5-9	G	Fresno, Calif.	Clovis West/Kansas State
10	Elizabete Bulane	Fr.	5-7	G	Adazi, Latvia	Riga Commercial School
11	Aixa Wone Aranaz	Jr.	6-3	F	Pamplona, Spain	IES Joaquim Blume/Ohio State
13	Lorela Cubaj	5th Yr.	6-4	F	Terni, Italy	Istituto Paritario G. Parini
14	Anisa Clark	So.	5-7	G	McDonough, Ga.	Union Grove
15	Avyonce Carter	So.	5-10	G	Norcross, Ga.	Wesleyan
20	Nerea Hermosa	Jr.	6-5	C	Vitoria, Spain	IES Joaquim Blume
24	Eylia Love	So.	6-1	G/F	Kansas City, Kansas	Olathe North
31	Lotta-Maj Lahtinen	Sr.	5-7	G	Helsinki, Finland	Makelanrinne Sports
33	Carmyn Harrison	Fr.	6-2	F	Memphis, Tenn.	Hutchison School
41	Kierra Fletcher	5th Yr.	5-9	G	Warren, Mich.	Warren Cousino
45	Digna Strautmane	5th Yr.	6-2	F	Riga, Latvia	Syracuse

Alphabetical

No.	Name	YR	HT	POS	Hometown	High School/Previous School
11	Aixa Wone Aranaz	Jr.	6-3	F	Pamplona, Spain	IES Joaquim Blume/Ohio State
3	Sarah Bates	r-Sr.	5-9	G	Fresno, Calif.	Clovis West/Kansas State
10	Elizabete Bulane	Fr.	5-7	G	Adazi, Latvia	Riga Commercial School
15	Avyonce Carter	So.	5-10	G	Norcross, Ga.	Wesleyan
14	Anisa Clark	So.	5-7	G	McDonough, Ga.	Union Grove
13	Lorela Cubaj	5th Yr.	6-4	F	Terni, Italy	Istituto Paritario G. Parini
41	Kierra Fletcher	5th Yr.	5-9	G	Warren, Mich.	Warren Cousino
33	Carmyn Harrison	Fr.	6-2	F	Memphis, Tenn.	Hutchison School
20	Nerea Hermosa	Jr.	6-5	C	Vitoria, Spain	IES Joaquim Blume
31	Lotta-Maj Lahtinen	Sr.	5-7	G	Helsinki, Finland	Makelanrinne Sports
24	Eylia Love	So.	6-1	G/F	Kansas City, Kansas	Olathe North
45	Digna Strautmane	5th Yr.	6-2	F	Riga, Latvia	Syracuse

Head Coach: Nell Fortner (Texas, 1982), 3rd season

Associate Head Coach: Tasha Butts (Tennessee, 2004), 3rd season

Assistant Coach: Blanche Alverson (Auburn, 2013), 3rd season

Assistant Coach: Murriel Page (Florida, 1998), 2nd season

Chief of Staff: Mickie DeMoss (Louisiana Tech, 1977)

Director of Operations: Ashlee Villarreal (Texas Tech, 2017)

Director of Video: Sydney Durrah (Maryland, 2015)

Recruiting Operations: Cortnee Walton (Louisville, 2015)

Athletic Trainer: Rachel Matthews

Player Development Coach: Shannon Jackson

HOW TO SAY IT

Aixa Wone Aranaz	eye-sha wone (like moan) ah-duh-nas	Lotta-Maj Lahtinen	LOW-tah MY LAW-tin-in
Elizabete Bulane	eeliza-bet-uh boo-law-n-neh	Eylia Love	e-lee-uh
Avyonce Carter	ah-vee-on-ce	Digna Strautmane	dig-nuh SSTROWT-ma-neh
Anisa Clark	a-knee-suh		
Lorela Cubaj	low-rell-UH coo-BYE		
Nerea Hermosa	nu-RAY-uh her-MOS-a		

BY CLASS:

Super Seniors (3): Lorela Cubaj, Kierra Fletcher, Digna Strautmane
 Seniors (2): Sarah Bates, Lotta-Maj Lahtinen
 Juniors (2): Aixia Wone Aranaz, Nerea Hermosa
 Sophomores (3): Anisa Clark, Avyonce Clark, Eylia Love
 Freshmen (2): Elizabete Bulane, Carmyn Harrison

BY STATE/COUNTRY:

California: Sarah Bates
 Finland: Lotta-Maj Lahtinen
 Georgia: Anisa Clark, Avyonce Carter
 Italy: Lorela Cubaj
 Kansas: Eylia Love
 Latvia: Elizabete Bulane, Digna Strautmane
 Michigan: Kierra Fletcher
 Spain: Aixia Wone Aranaz, Nerea Hermosa
 Tennessee: Carmyn Harrison

BY POSITION:

Guards: Sarah Bates, Elizabete Bulane, Avyonce Carter, Anisa Clark, Kierra Fletcher, Lotta-Maj Lahtinen, Eylia Love
 Forwards: Aixia Wone Aranaz, Lorela Cubaj, Carmyn Harrison, Digna Strautmane
 Center: Nerea Hermosa

SERIES HISTORY

Overall: Clemson leads 45-43

Current Streak: W5

Home Games: Tech leads 22-17

Last: 2/4/21 - GT 71, Clemson 69

Away Games: Clemson leads 24-18

Last: 1/7/21 - GT 67, Clemson 55

Neutral Sites: Clemson leads 4-3

LAST MEETINGS VS. CLEMSON

March 5, 2021	n	W	60-57
Feb. 4, 2021	h	W	71-69
Jan. 7, 2021	a	W	67-55
March 1, 2020	a	W	56-44
Jan. 12, 2020	h	W	49-47
Feb. 21, 2019	h	W	75-53
Jan. 17, 2019	a	L	61-71

TEAM COMPARISON



Record 16-4
Conference Record 7-2
Points per game 61.6
Scoring Margin +15.1
FG Percentage403
3-pt FG Percentage309
3-pt FG Made Per Game5.5
FT Percentage669
Rebounds per game 40.8
Rebounding Margin +9.3
Assists Per Game 15.7
Turnovers Per Game 14.0
Turnover Margin +0.8
Steals Per Game 6.8
Blocks Per Game 5.1

Record 7-13
Conference Record 1-8
Points per game 64.4
Scoring Margin -3.9
FG Percentage390
3-pt FG Percentage274
3-pt FG Made Per Game4.7
FT Percentage673
Rebounds per game 38.6
Rebounding Margin +0.7
Assists Per Game 10.4
Turnovers Per Game 17.9
Turnover Margin +0.2
Steals Per Game 9.7
Blocks Per Game 4.0

LAST MEETING

Clemson at Georgia Tech														
Official Basketball Box Score - Final														
Clemson 57														
Record: 17-13														
NO.	Name	Min	FG	3P	FT	Rebounds	Fouls	PTS	AST	ST	BLK	Shooting By Period	FT	PTS
1	Amari Robinson	27:50	1-11	1-3	2-4	5	2	7	2	3	0	1st FG: 7-14 50.0%	1-2	10
24	Mikayla Hayes	19:07	1-11	0-0	0-0	1	1	2	0	2	0	2nd FG: 1-5 20.0%	0-0	2
00	Dalicia Washington	32:58	11-21	0-1	0-0	6	6	22	2	2	1	3rd FG: 6-12 50.0%	0-0	22
3	Harold Spray	37:51	1-3	1-3	0-0	2	1	3	1	1	0	4th FG: 0-1 0.0%	0-0	3
10	Gabby Elliott	17:57	1-8	0-1	0-0	1	3	4	0	1	2	FT: 1-2 50%	0-0	2
12	Namya Hawk	24:46	3-7	1-1	0-0	0	3	8	2	1	1	1st FG: 3-7 42.9%	0-0	8
35	Nique Cherry	12:17	2-3	0-0	1-2	1	1	2	1	1	5	2nd FG: 2-4 50.0%	0-0	6
1	Destiny Thomas	23:31	0-2	0-0	0-0	0	2	0	0	0	0	3rd FG: 0-2 0.0%	0-0	0
55	Tyler Bennett	06:05	0-0	0-0	0-0	0	0	0	0	0	0	4th FG: 0-0 0.0%	0-0	0
4	Waroska Hipp	08:56	0-2	0-0	0-0	0	1	0	0	0	0	FT: 0-0 0.0%	0-0	0
31	Shanaa Mearns	02:30	0-1	0-0	0-0	0	0	0	0	0	0	FT: 0-0 0.0%	0-0	0
Totals		24:59	24-59	5-13	6-8	10	22	57	11	11	5	1st FG: 24-59 40.7%	6-8	57
Georgia Tech - 60														
Record: 15-7														
NO.	Name	Min	FG	3P	FT	Rebounds	Fouls	PTS	AST	ST	BLK	Shooting By Period	FT	PTS
13	Lorela Cubaj	35:19	5-9	1-1	1-3	4	14	18	4	4	12	1st FG: 5-9 55.6%	1-4	15
20	Nerea Hermosa	36:21	2-4	0-0	0-0	1	4	5	2	3	4	2nd FG: 2-4 50.0%	0-0	5
09	Loyce McCaskey	40:00	5-9	1-4	0-0	0	0	2	0	14	0	3rd FG: 5-9 55.6%	0-0	11
31	Lotta-Maj Lahtinen	37:57	4-14	1-7	0-0	0	2	2	2	9	3	4th FG: 4-5 80.0%	0-0	9
41	Nicole Fletcher	40:00	1-6	1-3	2-2	4	6	2	0	2	0	FT: 2-2 100%	0-0	4
24	Eylia Love	04:20	0-0	0-0	0-0	0	0	0	0	0	0	1st FG: 0-0 0.0%	0-0	0
4	Anaya Boyd	02:02	0-2	0-0	0-0	0	0	0	0	0	0	2nd FG: 0-2 0.0%	0-0	0
Totals		25:54	17-35	3-9	2-5	34	11	40	13	15	2	1st FG: 17-35 48.6%	1-4	40
Technical Fouls: NONE														

CLE		GAT		Points from		CLE		GAT		Period by Period Scoring	
Shooting Lead	8 (2nd 8:00)	0 (2nd 1:12)	0 (2nd 1:12)	Turnovers	7	12	1st	2nd	3rd	4th	OT
Best Shooting	8 (2nd 8:00)	11 (2nd 8:00)	11 (2nd 8:00)	Second Chance	12	9	CLE	15	13	13	16
Lead Changes	5	4	4	Fast Breaks	8	4	GAT	15	18	17	10
Times Tied	12:51	23:02	23:02	Breaks	12	9					
Time with Lead	12:51	23:02	23:02								

LOVE TO SEE IT

Sophomore Eylia Love owned a career night against Boston College (Jan. 27), scoring a personal-best 20 points. Love shot 9-for-14 from the field. She was 1-for-2 from the free throw line, while securing eight rebounds, two assists and two steals in 35 minutes of action.

It marked the third game this season she set a personal best, having scored a then-career-high 16 points against Wake Forest and topping that record with 19 points against Wake Forest.

Love now owns 10 games this season with double-figure scoring totals.

LEND A HAND

Georgia Tech dished out a season-high 24 assists against Boston College on Jan. 27. It marked the fourth time this season the Yellow Jackets recorded 20-plus assists and 10th time with 15 or more assists. Lorela Cubaj and Nerea Hermosa led the Jackets each with seven assists against the Eagles.

Tech's all-time record for most assists in a game is 33 set against Virginia on Jan. 10, 2002. The Jackets have recorded four games in program history with 30-plus assists.

DEFENSIVE WATCH LIST

Georgia Tech forward Lorela Cubaj was one of 15 student-athletes named to the 2022 Naismith Women's Defensive Player of the Year Watch List, as announced by the Atlanta Tipoff Club. Cubaj was one of four players representing the ACC, joining NC State's Elissa Cunane, Virginia Tech's Elizabeth Kitley and Louisville's Emily Engstler.

STRAUTMANE'S IMPACT

Fifth-year transfer, Digna Strautmene has made immediate impact for the Yellow Jackets. Currently fifth on the team in scoring, averaging 9.4 points per game, Strautmene picked up her first double-double of the season as a Yellow Jacket against North Carolina on Jan. 23. Strautmene finished with 14 points and 11 rebounds.

This season, Strautmene has recorded seven games in double-figure scoring numbers and two with double-figure rebounds.

HERMOSA BREAKS BEST

For the third time this season, Nerea Hermosa set a new personal-best in scoring, dropping a career-high 21 points at Syracuse on Jan. 20. Hermosa opened her junior season posting a then-career-high 18 points at Central Michigan only to set a new record with 20 points against Virginia on Jan. 9. Four games later at Syracuse, Hermosa went 8-for-11 from the field to score a game-high 21 points.

Hermosa has scored in double-figures 11 times this season.

ELITE CLUB STATUS

Lotta-Maj Lahtinen hit 1,000-career points on Jan. 23 against North Carolina to become the second Yellow Jacket this season to cross the milestone. Lahtinen needed 12 points to hit the mark and with a field goal at the 7:08 mark in the fourth quarter, the senior guard became the 33rd player in program history to join the elite club. Lahtinen accomplished the milestone in 105 games.

Earlier this season, Lorela Cubaj became the 32nd player in program history to join the 1,000-career points club. In Tech's win over Belmont on Nov. 14, Cubaj hit the mark with a pair of free throws to close the game, finishing with 15 points on the day. She accomplished the feat in 124 games.

SEEING DOUBLE

In Tech's game at Syracuse on Jan. 20, the Yellow Jackets saw plenty of double-figure numbers, including four in double-figure

ACC PRESEASON PREDICTIONS

2021-22 Predicted Order of Finish

Blue Ribbon Panel

1. NC State (50)
2. Louisville (7)
3. Georgia Tech
4. Virginia Tech
5. Florida State
6. Notre Dame
7. North Carolina
8. Duke
9. Miami
10. Clemson
11. Boston College
12. Wake Forest
13. Syracuse
14. Pitt
15. Virginia

Coaches

1. NC State (14)
2. Louisville (1)
3. Georgia Tech
4. Virginia Tech
5. Florida State
6. Notre Dame
7. North Carolina
8. Duke
9. Miami
10. Clemson
11. Boston College
12. Syracuse
13. Wake Forest
14. Pitt
15. Virginia

Blue Ribbon Panel Preseason Player of the Year

Elissa Cunane - NC State, Sr., C

Coaches Preseason Player of the Year

Elissa Cunane - NC State, Sr., C

2021-22 Blue Ribbon Panel Preseason All-ACC Team

Taylor Soule - Boston College

Delicia Washington - Clemson

Lorela Cubaj - Georgia Tech

Lotta-Maj Lahtinen - Georgia Tech

Hailey van Lith - Louisville

Jakia Brown-Turner - NC State

Elissa Cunane - NC State

Maddy Westbeld - Notre Dame

Elizabeth Kitley - Virginia Tech

Aisha Sheppard - Virginia Tech

2021-22 Head Coaches Preseason All-ACC Team

Taylor Soule - Boston College

Delicia Washington - Clemson

Lorela Cubaj - Georgia Tech

Lotta-Maj Lahtinen - Georgia Tech

Hailey Van Lith - Louisville

Jakia Brown-Turner - NC State

Elissa Cunane - NC State

Maddy Westbeld - Notre Dame

Elizabeth Kitley - Virginia Tech

Aisha Sheppard - Virginia Tech

2021-22 Blue Ribbon Panel Newcomer Watch List

Payton Verhulst - Louisville

Teonni Key - North Carolina

Diamond Johnson - NC State

Olivia Miles - Notre Dame

Sonia Citron - Notre Dame

2021-22 Coaches Newcomer Watch List

Celeste Taylor - Duke

Payton Verhulst - Louisville

Diamond Johnson - NC State

Olivia Miles - Notre Dame

Sonia Citron - Notre Dame

TOP 25 POLLS

ASSOCIATED PRESS

1	South Carolina
2	Stanford
3	NC State
4	Tennessee
5	Louisville
6	Indiana
7	Michigan
8	Arizona
9	Texas
10	UConn
11	Baylor
12	LSU
13	Iowa State
14	Georgia Tech
15	Georgia
16	BYU
17	Maryland
18	Oklahoma
19	Oregon
20	Notre Dame
21	Duke
22	Ohio State
23	Iowa
24	Ole Miss
25	Kansas State

USA TODAY COACHES

1	South Carolina
2	Stanford
3	NC State
4	Louisville
5	Tennessee
6	Indiana
7	Michigan
8	Arizona
9	UConn
10	Texas
11	LSU
12	Georgia
13	Iowa State
14	Baylor
15	Maryland
16	BYU
17	Georgia Tech
18	Notre Dame
19	Ohio State
20	FGCU
21	Oklahoma
22	North Carolina
23	Duke
24	Iowa
25	Oregon

Bold = 2021-22 Opponent

TECH IN THE POLLS

Week	AP	Coaches
Preseason (10/19)	T17	20
Week 2 (11/15)	18	--
Week 3 (11/23)	RV	25
Week 4 (11/30)	RV	RV
Week 5 (12/6)	RV	RV
Week 6 (12/13)	18	21
Week 7 (12/20)	17	19
Week 8 (12/27)	16	16
Week 9 (1/3)	16	17
Week 10 (1/10)	15	16
Week 11 (1/17)	18	18
Week 12 (1/24)	14	17

scoring totals. Nerea Hermosa led the Jackets, scoring a career-high 21 points in the win, shooting 8-for-11 from the field and a perfect 5-for-5 at the charity stripe. In addition, Lorela Cubaj added 14 points, followed by Lotta-Maj Lahtinen with 11 points and Eyllia Love with 10.

Love saw her first career double-double as one of two Jackets with double-figure rebounding totals. Love pulled down a career-high 13 rebounds, while Digna Strautmene secured 10 boards.

FOUR-GAMES-IN-EIGHT-DAYS

During Tech's stretch of four-games-in-eight-days between Jan. 9-16, Tech finished 3-1 on the week. During the stretch, Tech outscored its opponents by a +12.5 margin. At the free throw line, the Jackets went 49-for-61 (80.3 percent) and dished out 14.0 assists per game, while averaging 4.8 blocks per game.

Lorela Cubaj led the Jackets offensively on the week, nearly averaging a double-double behind 14.8 points and 9.3 rebounds per game. She set a new career-high against Florida State, leading all scorers with 24 points after scoring Tech's first eight points of the game and going 7-for-7 from the field before missing a field goal midway through the second quarter.

Lotta-Maj Lahtinen also contributed strong numbers during the week and averaged 12.3 points per game.

STEADY TO START

In Nell Fortner's three years on The Flats, she has guided the Yellow Jackets to strong opening starts to the seasons.

Season	Overall Start	Overall Finish	ACC Start	ACC Finish
2021-22	16-4		7-2	
2020-21	13-5	17-9	9-2	12-6
2019-20	14-3	20-11	5-1	10-8

Fortner finished her first season in 2019-20 with a 20-11 overall record to mark the best record by a first-year head coach in Georgia Tech women's basketball program history. The Jackets also finished that season 10-8 in ACC play, good for the first winning conference record since 2013-14 and the first 10-win ACC ledger since 2011-12.

TOPS IN THE NATION

The nation's toughest defense belongs to Georgia Tech as it ranks No. 1 in scoring defense in the nation as of Jan. 25. Holding its opponents to 46.5 points on average, the Jackets have held 14 opponents 50 points or less this season. Only one opponent has scored above 60 points against the Jackets (FSU - 64) with the lowest offensive total coming by Virginia with 31 points.

Virginia's 31 points marked the lowest by an opponent since Georgia State scored only 28 on Nov. 20, 2019 in Nell Fortner's fourth game as head coach. For an ACC opponent, it was the lowest offensive output since Feb. 3, 1996 when Georgia Tech defeated Maryland, 59-30.

ACC LOW

Tech's defensive game was strongly present in its win over Virginia on Jan. 9. The Jackets held Virginia to a mere 22.9 percent shooting effort and held the Cavaliers to single digits in three quarters. The Cavaliers hit a combined six field goals in 30 minutes (three quarters) to finish with 11 made field goals in the outing, marking the lowest total field goals made by an ACC team this season. Virginia's 31 points also marked the lowest offensive output by an ACC team this season. Georgia Tech has held five opponents to under 40 points or less this year.

CLIMBING IN THE POLLS

WINS AGAINST RANKED FOES

Jan. 6, 1987	#13 Maryland	H	81-80 (OT)
Jan. 21, 1989	#13 Virginia	H	105-80
Jan. 2, 1990	#6 NC State	H	79-78
Jan. 18, 1990	#15 Maryland	H	70-68
Jan. 17, 1992	#16 NC State	H	83-72
Feb. 4, 1992	at #18 Clemson	A	59-57
March 7, 1992	vs. #4 Maryland	N	68-67
March 8, 1992	vs. #18 Clemson	N	74-73
Jan. 15, 1993	#15 North Carolina	H	73-63
Jan. 25, 1996	#18 Clemson	H	55-38
Feb. 25, 1996	at #17 Clemson	A	72-62
Jan. 5, 1997	#7 NC State	H	73-72
Feb. 13, 1997	#9 Virginia	H	72-60
Dec. 6, 1997	#9 Virginia	H	84-65
Dec. 5, 1998	at #17/14 NC State	A	74-73
Jan. 24, 1999	#7/6 North Carolina	H	91-84
Jan. 13, 2000	#15/12 North Carolina	H	55-44
Feb. 24, 2000	at #14/11 NC State	A	69-52
March 4, 2000	vs. #15/14 NC State	N	71-62
Jan. 7, 2001	#25 Virginia	H	70-65
Feb. 8, 2001	at #24 Virginia	A	87-70
Jan. 17, 2002	at #17/15 North Carolina	A	81-62
Dec. 27, 2002	vs. #24/22 Georgia	N	55-49
Dec. 3, 2004	#6/6 Georgia	H	55-49
Feb. 1, 2007	#4/4 Maryland	H	77-72
Dec. 3, 2008	#21/24 Michigan St.	H	70-57
Jan. 22, 2009	#2/3 North Carolina	H	66-62
March 1, 2009	#22/19 Virginia	H	74-66
Dec. 5, 2010	#21/22 Georgia	H	69-53
Jan. 6, 2011	#8/8 North Carolina	H	71-70
Feb. 24, 2011	at #13/16 North Carolina	A	64-57
March 4, 2011	vs. #13/15 Maryland	N	70-64
Feb. 12, 2012	at #23/RV North Carolina	A	56-64
March 20, 2012	vs. #17/16 Georgetown	N	76-64
Feb. 6, 2014	#13/11 North Carolina	H	94-91
Feb. 26, 2015	#16/17 Duke	H	71-62
Jan. 15, 2017	#24 Syracuse	H	75-66
Nov. 18, 2018	#14 Georgia	H	63-53
Jan. 20, 2019	#12/12 Syracuse	H	65-55
Jan. 2, 2020	#23/RV Miami	H	61-54
Jan. 9, 2020	#11/11 Florida State	A	67-52
Feb. 16, 2020	#4/4 NC State	A	65-61
Feb. 23, 2020	#17/18 Florida State	H	65-62
March 23, 2021	#17/20 West Virginia	N	73-56
Dec. 5, 2021	#20/19 Georgia	A	55-54
Dec. 9, 2021	#3/2 UConn	H	57-44

LARGEST HOME CROWDS

1.	11/21/10	#1/1 UConn	L, 71-51	7,325
2.	2/8/95	#11/11 UNC	L, 84-62	6,621
3.	12/5/08	Georgia	W, 57-42	6,212
4.	2/7/99	#9/11 Duke	L, 74-73	6,058
5.	11/11/12	#20/16 Tenn.	L, 54-71	5,517
6.	12/9/21	#3/2 UConn	W, 57-44	4,587
7.	1/23/93	#10 Virginia	L, 107-81	4,158
8.	2/21/93	Wake Forest	W, 85-72	4,136
9.	2/16/03	Virginia	L, 56-54	4,044
10.	1/26/02	Clemson	W, 83-78	3,965
11.	12/13/09	MVSU	W, 89-41	3,864
12.	1/20/96	#7/7 Virginia	L, 79-58	3,849
13.	1/8/04	#1/2 Duke	L, 45-77	3,833
14.	2/11/96	Wake Forest	W, 75-65	3,827
15.	2/18/99	#17/17 Virginia	L, 73-86	3,812
16.	1/13/03	#1/1 Duke	L, 59-79	3,592
17.	1/9/00	#14/10 Duke	L, 45-64	3,512
18.	2/27/94	Duke	W, 64-56	3,385
19.	2/10/08	#3/3 UNC	L, 61-75	3,257

***McCarnish Pavilion record**

LAST WIN VS. RANKED OPPONENT

Tech dominated in a 57-44 victory over No. 3/2 UConn on Dec. 9 to mark its first win over a top-3 team since 2009. Three Jackets finished in double-figure scoring numbers in front of a crowd of 4,587.

ACC POSTSEASON HONORS

2020-21 Blue Ribbon Panel Awards

ACC Player of the Year: Dana Evans, Sr., G, Louisville
ACC Freshman of the Year: Kamilla Cardoso, Fr., C, Syracuse
ACC Coach of the Year: Nell Fortner, Georgia Tech

Blue Ribbon Panel

All-ACC First Team

Lorela Cubaj, Sr., F, Georgia Tech
Lotta-Maj Lahtinen, Jr., G, Georgia Tech

Dana Evans, Sr., G, Louisville
Elissa Cunane, Jr., C, NC State
Jakia Brown-Turner, So., W, NC State
Maddy Westbeld, Fr., F, Notre Dame
Kamilla Cardoso, Fr., C, Syracuse
Elizabeth Kitley, So., C, Virginia Tech
Aisha Sheppard, Sr., G, Virginia Tech
Ivana Raca, Sr., F, Wake Forest

All-ACC Second Team

Taylor Soule, Jr., F, Boston College
Delicia Washington, Sr., G, Clemson
Morgan Jones, Jr., G, Florida State
Kayla Jones, Sr., F, NC State
Gina Conti, Sr., G, Wake Forest

Honorable Mention

Janelle Bailey, Sr., C, North Carolina
Raina Perez, Gr., G, NC State
Jayla Everett, Jr., G, Pitt
Kiara Lewis, Sr., G, Syracuse
Tiana Mangakahia, Gr., G, Syracuse

2020-21 Head Coaches Awards

ACC Player of the Year: Dana Evans, Sr., G, Louisville
ACC Freshman of the Year: Maddy Westbeld, Fr., F, Notre Dame

ACC Coach of the Year: Wes Moore, NC State

ACC Co-Defensive Players of the Year: Lorela Cubaj, Sr., F, Georgia Tech; Kamilla Cardoso, Fr., C, Syracuse
ACC Co-Sixth Players of the Year: Jada Boyd, So., F, NC State; Emily Engstler, Jr., G/F, Syracuse

ACC Most Improved Player: Lotta-Maj Lahtinen, Jr., G, Georgia Tech

Head Coaches Awards

All-ACC First Team

Taylor Soule, Jr., F, Boston College
Morgan Jones, Jr., G, Florida State
Lorela Cubaj, Sr., F, Georgia Tech
Dana Evans, Sr., G, Louisville
Jakia Brown-Turner, So., W, NC State
Elissa Cunane, Jr., C, NC State
Kayla Jones, Sr., F, NC State
Elizabeth Kitley, So., C, Virginia Tech
Aisha Sheppard, Sr., G, Virginia Tech
Ivana Raca, Sr., F, Wake Forest

All-ACC Second Team

Delicia Washington, Sr., G, Clemson
Lotta-Maj Lahtinen, Jr., G, Georgia Tech
Maddy Westbeld, Fr., F, Notre Dame
Kamilla Cardoso, Fr., C, Syracuse
Gina Conti, Sr., G, Wake Forest

Honorable Mention

Janelle Bailey, Sr., C, North Carolina
Jayla Everett, Jr., G, Pitt
Tiana Mangakahia, Gr., G, Syracuse

All-Defensive Team

Marnelle Garraud, Jr., G, Boston College
Lorela Cubaj, Sr., F, Georgia Tech
Morgan Jones, Jr., G, Florida State
Mykasa Robinson, Jr., G, Louisville
Kamilla Cardoso, Fr., C, Syracuse

All-Freshman Team (Blue Ribbon & Head Coaches)

Gabby Elliott, G, Clemson
Hailey Van Lith, G, Louisville
Olivia Cochran, F, Louisville
Deja Kelly, G, North Carolina
Maddy Westbeld, F, Notre Dame
Kamilla Cardoso, C, Syracuse
Georgia Amore, G, Virginia Tech
Jewel Spear, G, Wake Forest

Earning a national ranking of No. 14 in the Associated Press poll on Jan. 17, Georgia Tech recorded its highest-ever ranking in the AP poll in program history.

In the AP national poll released on Jan. 10, Georgia Tech climbed one spot to No. 15 to match its highest-ever ranking in the AP poll. It spent three consecutive weeks at No. 15 during the 2011-12 season from Feb. 27 - March 12.

Georgia Tech has appeared higher in the *USA Today*/Coaches Poll, finishing the 2011-12 season at No. 10. It was also ranked No. 13 in the *USA Today*/Coaches Poll on March 5, 2012. The 2012 team finished the season making the program's first-ever appearance in the NCAA Tournament Sweet 16.

MIDSEASON WATCH LIST

Georgia Tech's Lorela Cubaj was one of 25 players named to the Wooden Award Midseason Watch List on Jan. 5. She was one of four representing the ACC, joining NC State's Elissa Cunane, Virginia Tech's Elizabeth Kitley and Notre Dame's Maddy Westbeld.

Cubaj leads the Jackets on the glass, averaging 11.8 points per game, while also leading the ACC and ranking seventh in the nation in rebounds per game. She has amassed 236 rebounds thus far, placing her first in the ACC and third in the nation. She also leads the Jackets in assists with 91 this season for a 4.55 assists per game average, making her the only post player in the ACC to lead their team in assists.

DROPPING A HEARTBREAKER

Looking for its second win over a top-three opponent this season, Georgia Tech led against No. 3/2 Louisville for 33:33 minutes of the game before the Cardinals hit the game-winning layup with three seconds on the clock. Tech played with a short-handed lineup with only seven active players available to dress. It marked the second game this season the Yellow Jackets fell on a last second shot, having dropped the Big Ten/ACC Challenge at Purdue on a buzzer beater by the Boilermakers. Tech dropped another one-point decision at Miami on Jan. 16. Leading by six entering the quarter, Mami outscored the Jackets, 11-4, in the final 10 minutes and hit the game-winning bucket with just over a minute to play. In Tech's four losses, the Jackets have fallen by a combined 12 points.

Tech's game against Louisville also marked the first game this season the Yellow Jackets were out-rebounded by an opponent. Through 20 games, Tech has dropped the rebounding battle only three times, while also tying with UConn.

Limited on the inside, the Yellow Jackets hit eight three-pointers against the Cardinals led by Digna Strautmene with four triples. Tech has hit five or more three-pointers in 11 games this season with a season-high of 11 made against Furman.

TAKING THE FLOOR

In taking the floor against Virginia, Lorela Cubaj has broken another Georgia Tech record, playing in the most games during a career by a Yellow Jacket with 141 and counting. Cubaj broke the previous record of 134 games played by a Yellow Jacket set by Mo Bennett (2009-12), Sasha Goodlett (2009-12) and Antonia Peresson (2014-18). With 4,126 minutes played, Cubaj surpassed yet another all-time record, now having played the most career minutes by any Yellow Jacket. Francesca Pan owned the previous record with 3,945 career minutes played from 2017-20 and Tyaunna Marshall (2011-14) is now third at 3,935 minutes.

SURPASSING A MILESTONE

Having already surpassed 1,000-career points and 1,000-career rebounds this season, Cubaj hit another major milestone on Dec. 19, becoming Georgia Tech women's basketball's all-time leading rebounder. Cubaj needed five rebounds to match the all-time rebounding record of 1,039 career rebounds set between 1977-79 by Bonnie Tate. She tied the record and then some, finishing with 12 rebounds to set the all-time program record. Cubaj currently owns 1,145 rebounds and climbing.

WEEKLY ACCOLADE

Lorela Cubaj was tabbed the ACC Player of the Week on Dec. 13 after helping the Yellow Jackets go 2-0 and upset then-No. 3/2 UConn. Cubaj averaged 13.5 rebounds, 6.5 assists, 5.0 points, 2.5 steals and 2.5 blocks per game in the two wins. Cubaj leads the Jackets in assists on the season with 91 and is the only post player in the ACC to lead their team in assists.

HELPING ON THE INSIDE

Leading Georgia Tech with 91 assists on the season, Lorela Cubaj is the only post player in the ACC to lead her team in assists and sits second in the league in assists per game. Cubaj is one of only four post players in the nation ranking in the top 100 in assists per game.

She is also one of only three post players to average over 2.0 assists per game in the ACC.

FORWARD/CENTER - ACC Assist Research

1. Lorela Cubaj - 6-4, 5th Yr., F - Georgia Tech	4.55 aapg
2. Taylor Soule - 5-11, Sr., F - Boston College	2.45 apg
3. Kayla Jones - 6-1, Gr., F - NC State	2.00 apg
4. Emily Engstler - 6-1, Sr., F - Louisville	1.84 apg
5. Amber Brown - 6-0, Jr., F - Pitt	1.80 apg
5. Elizabeth Kitley - 6-6, Jr., C - Virginia Tech	1.80 apg
7. Olivia Summiel - 6-2, Jr., F - Wake Forest	1.72 apg

STRONG FROM THE OUTSIDE

In Tech's game against Furman (Dec. 12), fifth-year forward Digna Strautmene was on fire from three-point range, connecting on 6-of-12 to set a career-high from long distance. Strautmene finished with 20 points for a season-high at Georgia Tech and third

ACC WEEKLY HONORS

2021-22 ACC Player and Freshman of the Week

Week 1 - Nov. 15

Co-Player: Elizabeth Kitley, Jr., C, Virginia Tech
Co-Player: Jewel Spear, So., G, Wake Forest
Freshman: Sonia Citron, G, Notre Dame

Week 2- Nov. 22

Player: Elizabeth Kitley, Jr., C, Virginia Tech
Freshman: Sonia Citron, G, Notre Dame

Week 3- Nov. 29

Player: Diamond Johnson, So., G, NC State
Freshman: Shayeann Day-Wilson, G, Duke

Week 4 - Dec. 6

Player: Teisha Hyman, r-So., G, Syracuse
Freshman: Sonia Citron, G, Notre Dame

Week 5- Dec. 13

Player: Lorela Cubaj, 5th Yr., F, Georgia Tech
Freshman: Lashae Dwyer, G, Miami

Week 6- Dec. 20

Player: Elizabeth Kitley, Jr., C, Virginia Tech
Freshman: Sonia Citron, G, Notre Dame

Week 7- Dec. 27

Player: Maya Dodson, Gr., F, Notre Dame
Freshman: Maria Gakdeng, C, Boston College

Week 8 - Jan. 3

Player: Elizabeth Kitley, Jr., C, Virginia Tech
Freshman: Maria Gakdeng, C, Boston College

Week 9 - Jan. 10

Player: Cameron Swartz, Sr., G, Boston College
Freshman: Maria Gakdeng, C, Boston College

Week 10 - Jan. 17

Player: Dara Mabrey, Sr., G, Notre Dame
Freshman: Maria Gakdeng, C, Boston College

Week 11 - Jan. 24

Player: Taylor Soule, Sr., Fr, Boston College
Freshman: Shayeann Day-Wilson, G, Duke

Week 12- Jan. 31

Player:
Freshman:

Week 13 - Feb. 7

Player:
Freshman:

Week 14 - Feb. 14

Player:
Freshman:

Week 15 - Feb. 21

Player:
Freshman:

Week 16 - Feb. 28

Player:
Freshman:

game scoring in double-figures this season.

Also against the Paladins, sophomore Avyonce Carter finished with a career-high in scoring, posting 14 points in the win. Carter led the Jackets at the free throw line, converting 6-of-9 attempts to set a new career-high.

From three-point range against Furman, Tech hit 11 triples - six from Strautmene, four from Sarah Bates and one from Elizabeth Bulane. It marked the sixth time in program history the Jackets hit 11 treys in a game and first since Nov. 14, 2018 against Western Carolina.

TEAM OF THE WEEK

After upsetting then-No. 3/2 UConn, Georgia Tech women's basketball was named the NCAA.com and U.S. Basketball Writers Association (USBWA) Team of the Week on Dec. 14. The win, coupled with Tech's win at then-No. 20/19 Georgia, propelled the Jackets back into the national rankings, coming in at No. 18 in the Associated Press poll and No. 21 in the *USA Today* Coaches Poll. Meanwhile, UConn dropped to No. 7 in the AP poll, and No. 6 in the USA Today Coaches poll, marking the lowest ranking since 2007.

WELCOME TO THE FAMILY

On Dec. 15, Georgia Tech announced the addition of freshman transfer Kayla Blackshear from Alabama. Blackshear will join the Yellow Jackets in January 2022, and begin practicing, and be eligible to play in fall of 2022. At Alabama, she appeared in its first three games, averaging 10.2 minutes off the bench. She contributed 5.0 points and 3.0 rebounds per game in those three outings.

Ranked the No. 75 overall recruit in ESPNW's class of 2020, Blackshear attended Lake Highland Prep where she averaged 11.6 points, 7.1 rebounds, 1.5 steals and 1.0 blocks per game. In 2020, she helped Lake Highland Prep claim the Florida High School Athletic Association's 4A State Championship.

LET'S TALK ABOUT UCONN...

On Thursday, Dec. 9, Georgia Tech defeated No. 3/2 UConn, 57-44, inside McCamish Pavilion in front of a raucous crowd of 4,587. The historic win marked several fun facts, including:

- Snapped UConn's 240-game winning streak against unranked opponents
- First UConn loss to an unranked opponent since 2012
- UConn was held to under 45 points for the first time since 2006
- The crowd of 4,587 was the second-largest for a women's basketball game in McCamish Pavilion since it opened in 2012
- The win marked the first over a top-three opponent since GT beat No. 2 UNC, 66-62, on Jan. 22, 2009
- It was the 12th top-10 win in program history
- First time GT has defeated back-to-back ranked opponents in consecutive games since 1992 when it topped No. 4 Maryland on March 7 and No. 8 Clemson on March 8 (GT beat two ranked opponents in 2020 separated by an unranked contest - No. 23 Miami, Wake Forest, No. 11 Florida State)
- It was the second top-five win under head coach Nell Fortner in three years

SENIOR CLASS AWARD CANDIDATE

Senior guard Lotta-Maj Lahtinen was named one of 30 candidates for the 2021-22 Senior CLASS Award that recognizes seniors in four areas of excellence: community, classroom, character and competition. The 2021 ACC Most Improved Player, Lahtinen led the Yellow Jackets offensively last season, averaging 15.0 points per game and was tabbed all-ACC first team. A team captain, Lahtinen helped GT reach the NCAA Tournament Sweet 16 last season for just the second time in program history.

Off the court, Lahtinen serves as the women's basketball representative of the Student-Athlete Advisory Board (SAAB) and has dedicated time giving back to the community. With the women's basketball team, the senior helped build a home with Habitat for Humanity and is active in the program's reading group, Buzzer Beaters, for youth.

Additionally, in 2019, Lahtinen joined fellow Yellow Jackets on a trip to Puerto Rico with Jackets Without Borders to help a local community rebuild after devastation from Hurricane Maria.

JOINING AN ELITE CLUB

At Georgia (Dec. 5), forward Lorela Cubaj surpassed a mark only one other person in Georgia Tech women's basketball program history has done - 1,000 career rebounds. Needing eight rebounds heading into the contest, Cubaj hit the mark in the second quarter to become only the second player in program history to own 1,000-career points and 1,000-career rebounds. Cubaj secured 1,000 rebounds in 129 career games and currently owns 1,145 in her collegiate career.

REBOUNDING DOMINATION

In Tech's game at Purdue on Dec. 1, Lorela Cubaj dominated the glass, pulling down 20 rebounds. While it matched her career-high, she became the first player, and only player, in the ACC to secure 20 or more rebounds in a game this season.

Cubaj set her career record of 20 rebounds last season at Clemson (1/7), becoming the first Yellow Jacket to reach the feat since Kisha Ford had 21 against Mercer on Nov. 26, 1996. The 20 rebounds is the fourth highest rebounding total in a game in program history.

With her 20 rebounds at Purdue, Cubaj became the second player to record two games with 20-plus rebounds. Dolores Bootz did so in 1986 and 1987.

WHERE IT RANKS...

With 1,145 career rebounds, Lorela Cubaj ranks first in the ACC in career totals. She is also second among active Division I players in the same statistical category, and one of only seven active players in Division I to own 1,000-plus career rebounds.

IN THE ACC

Player	School	Rebounds
Lorela Cubaj	Georgia Tech	1,145
Delicia Washington	Clemson	916
Elissa Cunane	NC State	870
Eleah Parker	Virginia	834

NATIONALLY (As of 1/27)

Player	School	Rebounds
Osh Brown	Rutgers	1,299
Lorela Cubaj	Georgia Tech	1,145
Macee Williams	IUPUI	1,131
Tierra Hodges	Furman	1,119
Taya Bolden	Campbell	1,096
Mia Davis	Temple	1,088
Courtney Warley	Manhattan	1,077
Maddi Utti	Long Beach State	1,004
Shannon Dufficy	Oregon	961
Lilly Ritz	Youngstown St.	958

WIN THE BATTLE ON THE GLASS

Through 20 games, Georgia Tech has taken the rebounding battle in all but four contests - against UConn, Louisville, Pitt and Florida State - and is outrebounding its opponents by an +9.3 average. Lorela Cubaj is currently leading the Jackets on the boards, averaging 11.8 rebounds per game. She ranks first in the ACC and 3rd nationally in rebounds with 236 on the young season. To date, the most rebounds secured by a GT opponent is 37 by Georgia and UConn.

NETTING A GOOD START

Nerea Hermosa has been off to a solid start this season and currently leads the team in scoring, averaging 11.1 points per game. Hermosa opened the season dropping a then-career-high 18 points at Central Michigan. In Tech's game at ETSU, Hermosa hit the mark and recorded her first double-double of the season, and second of her career, behind 17 points and 10 rebounds. She nearly missed another double-double against Auburn, contributing 11 points and a team-high nine rebounds. Hermosa broke her own career-high against Virginia on Jan. 9, dropping a game-high 20 points to set a new personal-best. She went 8-for-14 from the field, including a 4-for-4 effort at the free throw line, and finished with seven rebounds. For the third time this season, Hermosa set a new career-high in scoring, scoring a game-high 21 points at Syracuse. She went 8-for-11 from the field and a perfect 5-for-5 at the free throw line. Through 20 games, Hermosa is second on the team, averaging 6.4 rebounds per game.

Last season, Hermosa finished the season averaging 8.1 points and 5.0 rebounds per game. She recorded 10 games scoring in double-figures and one game with double-figure rebounds.

STARTING OFF RIGHT

Tech's three newcomers all took the floor in Mount Pleasant, making their Yellow Jacket debuts. Fifth-year transfer Digna Strautmene led all scorers with 19 points, exploding for 17 in the second half. Freshmen Elizabete Bulane and Carmyn Harrison also saw game action. Bulane played 12 minutes, secured a rebound and hit a field goal to finish with two points, while Harrison also finished with a field goal and rebound in two minutes of playing time.

LIMIT THE ERRORS

In Tech's season-opener at Central Michigan, Georgia Tech committed only five turnovers, matching the program record for fewest turnovers in a game. The Jackets posted another outing with only five turnovers against Boston University on Dec. 21. Tech set the record against Grambling State on Nov. 10, 2019 in head coach Nell Fortner's second game at the helm.

To date, Tech's two games with five turnovers mark the second lowest total by an ACC team this season. NC State committed only four turnovers against Duke on Jan. 16.

TECH IN THE RANKINGS (As of Jan. 27)

TEAM				INDIVIDUAL			
Category	Value	ACC Rank	National Rank	Category	Value	ACC Rank	National Rank
Assists.....	314	3	27	Assists			
Assists Per Game.....	15.7	3	41	Lorela Cubaj.....	91	2	38
Blocked Shots.....	101	2	14	Lotta-Maj Lahtinen.....	74	6	96
Blocked Shots Per Game.....	5.0	2	23	Assists Per Game			
FG Percentage Defense.....	32.2	1	2	Lorela Cubaj.....	4.5	2	77
Rebounds.....	816	5	18	Lotta-Maj Lahtinen.....	3.9	5	139
Rebound Margin.....	9.2	2	14	Blocked Shots			
Scoring Defense.....	46.5	1	1	Lorela Cubaj.....	35	5	33
				Double-Doubles			
				Lorela Cubaj.....	7	2	39
				Rebounds			
				Lorela Cubaj.....	236	1	3
				Rebounds Per Game			
				Lorela Cubaj.....	11.8	1	7
				Defensive Rebounds Per Game			
				Lorela Cubaj.....	9.3	1	2

CAREER DOUBLE-DOUBLES

LORELA CUBAJ - 30

13 pts, 11 rebs vs. Duke - 1/10/18
 17 pts, 13 rebs vs. Bethune-Cookman - 3/15/18
 13 pts, 12 rebs vs. Wofford - 12/30/18
 17 pts, 12 rebs at UNC - 1/31/19
 12 pts, 12 rebs vs. Georgia State - 11/20/19
 16 pts, 12 rebs vs. Seton Hall - 11/28/19
 20 pts, 11 rebs vs. ETSU - 12/15/19
 10 pts, 10 rebs vs. Miami - 1/2/20
 13 pts, 11 rebs vs. Florida State - 2/23/20
 20 pts, 13 rebs vs. Georgia - 11/29/20
 18 pts, 16 rebs vs. Tulane - 12/3/20
 16 pts, 13 rebs at Notre Dame - 12/13/20
 14 pts, 20 rebs at Clemson - 1/7/21
 10 pts, 13 rebs vs. Virginia Tech - 1/10/21
 11 pts, 15 rebs at Wake Forest - 1/21/21
 14 pts, 14 rebs at Miami - 1/28/21
 12 pts, 12 rebs vs. Clemson - 2/4/21
 11 pts, 14 rebs vs. Wake Forest - 2/7/21
 14 pts, 10 rebs at Florida State - 2/18/21
 12 pts, 18 rebs vs. Clemson - 3/5/21
 17 pts, 11 rebs vs. NC State - 3/6/21
 14 pts, 10 rebs vs. Stephen F. Austin - 3/21/21
 21 pts, 12 rebs vs. West Virginia - 3/23/21
 12 pts, 15 rebs vs. Kennesaw State - 11/11/21
 15 pts, 14 rebs vs. Belmont - 11/14/21
 10 pts, 11 rebs vs. Hofstra - 11/24/21
 11 pts, 15 rebs at Georgia - 12/5/21
 12 pts, 14 rebs vs. Boston U - 12/21/21
 12 pts, 16 rebs vs. Louisville - 1/2/22
 17 pts, 11 rebs vs. Virginia - 1/9/22

KIERRA FLETCHER - 4

11 pts, 14 rebs vs. Seton Hall - 12/20/18
 13 pts, 11 rebs vs. Clemson - 2/21/19
 15 pts, 13 rebs vs. Rice - 12/21/19
 17 pts, 13 rebs at Virginia Tech - 2/13/20

LOTTA-MAJ LAHTINEN - 3

18 pts, 12 rebs at Clemson - 3/1/20
 14 pts, 10 rebs vs. Georgia State - 11/25/20
 30 pts, 11 rebs vs. NC State - 12/31/20

EYLIA LOVE - 1

10 pts, 13 rebs at Syracuse - 1/20/22

NEREA HERMOSA - 2

14 pts, 10 rebs at Boston College - 2/21/21
 17 pts, 10 rebs at ETSU - 11/17/21

DIGNA STRAUTMANE - 1

14 pts, 11 rebs vs. North Carolina - 1/23/22

200 CLUB

Georgia Tech's season-opening win at Central Michigan marked the 200th collegiate head coaching win for head coach Nell Fortner. In one season at Purdue, Fortner led the Boilermakers to a 17-11 record and won the Big Ten Championship. Following Purdue, Fortner spent eight seasons at Auburn where she amassed 145 wins before arriving at Georgia Tech where she has won 53 games in her three seasons.

NATIONAL RECOGNITION

Prior to the start of the 2021-22 season, Lorela Cubaj and Lotta-Maj Lahtinen have garnered some national recognitions, appearing on several watch lists. Cubaj returned as Tech's leading rebounder after averaging 11.5 rebounds per game last season. She led the Jackets and ACC in rebounding, and finished 12th in the nation. Lahtinen led Tech offensively last season, contributing 15.0 points per game.

Lorela Cubaj

Preseason All-ACC
 ESPN Top 25
 Katrina McClain Award Watch List
 Naismith Trophy Watch List
 Wooden Award Top 50 Preseason Watch List

Lotta-Maj Lahtinen

Preseason All-ACC
 Wooden Award Top 50 Preseason Watch List

PRESEASON WRAP-UP

Georgia Tech concluded preseason play hosting Clayton State in an exhibition contest at McCamish Pavilion. The Yellow Jackets handled the Lakers, 74-53, behind three players in double-figures. Sarah Bates returned to the floor for the first time since Jan. 24, 2021 in style, shooting 7-for-11 from three-point distance to finish with 21 points. Eylia Love matched Bates' offensive performance, also contributing 21 to the scoreboard. Lorela Cubaj led the Jackets with 11 rebounds and nine assists.

ACC PREDICTIONS

After finishing third in the Atlantic Coast Conference last season, Georgia Tech was slated to finish third by both the Blue Ribbon Panel (media) and league's head coaches for 2021-22. It marks the eighth time the Yellow Jackets have been predicted to finish in the top five since 1991 - and the second time they were predicted to finish third. Tech was also predicted to finish third in 2012 following its first trip to the NCAA Tournament Sweet 16.

In addition to the preseason predicted order of finish, the ACC announced its preseason All-ACC Teams. Tech saw two placed on the preseason teams - Lorela Cubaj and Lotta-Maj Lahtinen. Both were All-ACC selections at the conclusion of the 2020-21 season.

NATIONALLY RANKED YELLOW JACKETS

In the Preseason AP Poll released on Oct. 19, Georgia Tech was tabbed No. 17 nationally. It marked the third time in program history the Jackets have been ranked in the nation's preseason top 25 and first since 2012. Georgia Tech was one of five teams from the ACC in the top 25, joined by No. 5 NC State, No. 6 Louisville, No. 16 Florida State and No. 24 Virginia Tech. South Carolina sat atop the preseason top 25.

In the preseason USA Today/WBCA Coaches poll, Georgia Tech came in at No. 20.

BE ON THE LOOKOUT

Lorela Cubaj was named one of 20 power forwards to the 2022 Katrina McClain Award watch list. Named after the two-time All-American and 1987 National Player of the Year, the Katrina McClain Award recognizes top power forwards in women's NCAA Division I college basketball.

The watch list will be narrowed down to 10 candidates in late January, and in late February to just five. In March, the five finalists will be presented to Ms. McClain and the Hall of Fame's selection committee where a winner will be announced.

Cubaj and Lahtinen were also both named to the Wooden Award Women's Preseason Top 50 Watch List. The Jackets were two of only eight from the ACC to make the list, while Tech was one of 12 schools that boasted multiple players on the watch list.

BLOCK GAME

In addition to owning the all-time rebounding record, Cubaj entered the season sitting seventh all-time in career blocks in the record book. Owning 35 blocks this season, Cubaj is fifth all-time in career blocks with 163. Joannah Kauffman (1995-98) sits in fourth with 170 career blocks.

Currently with 69 career blocked shots (2019-present), Nerea Hermosa has jumped into the top 12. Katarina Vuckovic (2013-17) also ranks No. 12 with 69 career blocked shots.

WELCOME BACK

Returning its core nucleus from last season's squad, Georgia Tech boasts 84.6 percent of its scoring and 81.5 percent of its rebounding from last season. Returning for her fifth year ("COVID" year) in 2021-22, Lorela Cubaj accounted for 19 percent of the team's scoring and 31.3 percent of the team's rebounding last season. She was one of two Yellow Jackets to start all 26 games and averaged a double-double behind 12.5 points and 11.5 rebounds per game. Cubaj was named the 2021 ACC

Co-Defensive Player of the Year.

Tech also returns the 2021 ACC Most Improved Player in Lotta-Maj Lahtinen for her senior season. Lahtinen led the team in scoring, averaging 15.0 points per game and started all 26 games, while also leading the team in assists (90) and steals (50). She averaged 36.5 minutes per game and shot 43.0 percent from the field, including 34.3 percent from three-point range.

Both Cubaj and Lahtinen were named to the 2021-22 Preseason all-ACC team, while the Yellow Jackets were picked to finish third in the preseason ACC poll by both the Blue Ribbon Panel and head coaches.

WHAT'S NEW?

Even though the Yellow Jackets return its core nucleus from last season, Tech welcomed three newcomers to the roster.

Elizabete Bulane - Played club basketball with BS Riga Jugla... Was team captain of club team... Helped lead club teams to championships from 2015-18... Named MVP four times with club team (2015-18)... All-star 5 in 2015-16 and twice-named all-star 5 in 2018-19.

Carmyn Harrison - Tabbed 2021 Daily Memphian Player of the Year... Five-time all-region (2016-21)... Tabbed all-state three times (2018-21)... GBB Region Champions in 2018-19 and 2020-21... GBB State Champion in 2020-21... High school team captain... Participated in TN BCAT All-Star Game... Also competed in discus/shotput for three seasons... 2018-19 discus and shotput region champion.

Digna Strautmane - Started all 120 games played in at Syracuse from 2018-21... Averaged 29.7 minutes, 9.0 points and 5.3 rebounds per game in four seasons... Shot 39.4 percent (416-1057) from the floor and 77.1 percent (84-109) from the free throw line... Scored a career-high 25 points at Boston College (1/28/18), hitting 10-for-16 from the field and 5-for-9 from 3-point range... Set a personal-best with 13 rebounds against Lincoln (PA) (12/2/20)... Blocked a career-high seven shots against Virginia (3/5/20)... Has long shooting range having hit five 3-pointers in four different outings... Member of Latvian National Team... Helped U20 National Team place 11th at 2018 FIBA U20 European Championships in Hungary... Made history with the Latvian Senior National Team as the first team to qualify and compete at the FIBA Women's World Cup in Tenerife, Spain... Was the youngest member on the Senior National Team at age 19... Helped Latvia place 8th at the FIBA U20 European Championship in 2017, averaging 18.7 points, 7.4 rebounds and 2.1 assists per contest... Represented Latvia at the 2017 FIBA U19 World Cup in Italy... Participated in 2016 FIBA U20 European Championship... A five-star recruit ranked No. 22 player in her class by ESPNW HoopGurlz.

STRENGTH OF SCHEDULE

Returning to a full schedule in 2021-22, Georgia Tech will face a competitive slate of opponents. On tap for the season, the Yellow Jackets are scheduled to face 12 teams that went to post-season in 2020-21, including 11 that made an appearance in the NCAA Tournament. Three of the 11 NCAA Tournament teams reached the Sweet 16 or further.

Also making a trip to Atlanta, preseason ranked No. 2 UConn visited on Dec. 9 for only the second time in program history. The Huskies and Yellow Jackets have met twice before, with UConn taking both decisions. UConn last visited ATL on Nov. 21, 2010.

HOME SWEET HOME

All time, the Yellow Jackets are 398-220 (.620) when playing at home. The Jackets have won the last eight-consecutive home openers dating back to the 2012-13 season.

ALL OVER THE WORLD

Georgia Tech's roster boasts players from five different states and four different countries. Fifth years Lorela Cubaj (Terni, Italy) and Digna Strautmane (Riga, Latvia), junior Lotta-Maj Lahtinen (Helsinki, Finland), sophomores Nerea Hermosa (Vitoria, Spain) and Aixa Wone Aranaz (Pamplona, Spain), and freshman Elizabete Bulane (Adazi, Latvia) are Tech's international student-athletes.

HOW DO YOU SAY...

Between Tech's six international players, several different languages are spoken. Check out who can speak what languages below:

Aixa Wone Aranaz (Pamplona, Spain) - English, Spanish, Catalan, Basque

Digna Strautmane (Riga, Latvia) - Latvian, English

Elizabete Bulane (Adazi, Latvia) - Latvian, English, Russian (little)

Lorela Cubaj (Terni, Italy) - Italian, English, Spanish, Albanian

Lotta-Maj Lahtinen (Helsinki, Finland) - Finnish, English, Swedish, Russian

Nerea Hermosa (Vitoria, Spain) - French, Spanish, English, Catalan, Basque

LET'S REWIND TO 2020-21 SHALL WE...

GOING DANCING

Georgia Tech returned to the NCAA Tournament for the 10th time in program history - and first since 2014 - in 2020-21. The Jackets concluded a historic season making its second trip to the Sweet 16. The Yellow Jackets are 7-10 when dancing in the tournament, including 2021, tying its longest run made in 2011-12, advancing to the Sweet 16.

Tech made its first NCAA Tournament appearance in 1992-93 after posting a 16-10 record and 8-8 ACC ledger. The Jackets did not return to the Big Dance for 10 years, making its next trip in 2003, but then earned a berth in every tournament from 2007-2012.

In 2012, Georgia Tech was the No. 4 seed and defeated Sacred Heart and Georgetown to secure its first-ever spot in the Sweet 16.

In 2021, the Yellow Jackets advanced to second round action for the fifth time in program history, and first since 2012. Tech made only its second-ever program appearance in the Sweet 16, having made its first in 2012.

KEEP ON DANCING

With Tech's at-large bid into the 2021 NCAA Tournament, head coach Nell Fortner became just one of 15 all-time head coaches to take three different teams to the NCAA Tournament. Fortner guided Purdue to the 1997 NCAA Tournament and led Auburn to a pair of appearances in 2008 and 2009. She is 4-3 when competing in the NCAA Tournament, leading the Boilermakers and Tigers to second round action and GT to the Sweet 16.

Fortner is the only active ACC coach to have led three different teams to the NCAA Tournament. Amanda Butler (Clemson), Katie Meier (Miami) and Wes Moore (NC State) have each guided two teams dancing into March.

Amongst head coaches in San Antonio for the 2021 NCAA Tournament, Fortner was joined by elite company in the coaching ranks as Kelly Graves (Oregon), Joe McKeown (Northwestern), Katie Abrahamson-Henderson (UCF), Kristy Curry (Alabama), C. Vivian Stringer (Rutgers) and Gary Blair (Texas A&M) have all guided three teams to NCAA Tournament action.

JACKETS HAUL IN ACCOLADES

Before the Yellow Jackets opened the ACC Tournament, they hauled in a few ACC honors. Marking program firsts, the Jackets collected a trio of prestigious first-time honors (indicated below):

- Nell Fortner - ACC Coach of the Year (Blue Ribbon Panel)
- Lorela Cubaj - ACC Co-Defensive Player of the Year
- Lotta-Maj Lahtinen - ACC Most Improved Player

Additionally, Cubaj earned all-ACC first team accolades by both the Blue Ribbon Panel and head coaches. The senior forward from Terni, Italy also placed on the all-Defensive Team.

Teammate Lahtinen also picked up all-conference honors, being named all-ACC first team by the Blue Ribbon Panel and all-ACC second team by the head coaches.

With Cubaj and Lahtinen both earning all-ACC accolades, it marked the first time since 2014 two Yellow Jackets garnered all-ACC honors in the same season. Cubaj became the first Jacket since 2016 to earn first-team recognition, and just the seventh player in Tech history to earn a spot on the all-Defensive Team (first since 2014).

#BIGTIME

Head coach Nell Fortner picked up some special hardware, being named the 2021 ACC Coach of the Year by the Blue Ribbon Panel. With that accolade, Fortner has now earned coach of the year honors in the Atlantic Coast Conference, Big Ten Conference (1997 at Purdue) and Southeastern Conference (2009 at Auburn).

While also at Purdue, Fortner was named the 1997 *Basketball Times* National Coach of the Year. In 2000 while with USA Basketball, she earned USA Basketball Coach of the Year.

DOMINATING THE ACC

With Tech's win against Pitt (2/28), Georgia Tech recorded its 12th Atlantic Coast Conference win of the 2020-21 season, thereby tying the program record for most ACC wins in a season. The Yellow Jackets went 12-4 in 2011-12 for the best ACC season to date.

HELPING ON THE INSIDE

Senior Lorela Cubaj was a dominating presence for the Jackets defensively. She also was great at lending a hand to her teammates as the Terni, Italy, native averaged 2.9 assists per game to rank second on the team, having dished out 73 assists last season.

Heading into NCAA Tournament action, in the ACC, Cubaj led the league in assists per game among true post players and was only one of three posts players averaging 2.0-plus assists per game.

FORWARD/CENTER - ACC Assist Research

1. Lorela Cubaj - 6-4, Sr., F - Georgia Tech	2.95 apg
2. Kayla Jones - 6-1, Sr., F - NC State	2.67 apg
3. Maddy Westbeld - 6-3, Fr., F - Notre Dame	2.45 apg

A YEAR'S DIFFERENCE

Lotta-Maj Lahtinen saw drastic improvement in her consistency last season. As a sophomore in 2019-20, she started 30 games for Tech and averaged 9.1 points. In Tech's 26 games in 2020-21, Lahtinen started all 26 games and was the team's leading scorer, averaging 15.0 points per game - a 5.9 ppg increase from the previous season. A gritty player on the floor, Lahtinen also led the Jackets in steals (50) and assists (90).

Lahtinen recorded 18 games scoring in double-figures last season after recording a total of 14 in 2019-20. Additionally, she posted 14 games of scoring 15-plus points, including six 20-plus point outings, as a junior, compared to five. Lahtinen went on a scoring tear in 2020-21, posting nine straight double-figure outings from Dec. 9 - Feb. 28.

She also saw significant improvement in her three-point performance, shooting 34.3 percent (47-137) compared to 28.7 percent in 2019-20.

For her improved performance, Lahtinen was tabbed the 2021 ACC Most Improved Player by the league's head coaches. In just the third year of the award, Lahtinen became the first Yellow Jacket to receive the honor.

#NELLYEAH

In just two years as head coach of the Yellow Jackets, head coach Nell Fortner guided Tech to a pair of double-digit ACC win seasons - marking the first time in program history the Jackets have posted back-to-back double-digit win ACC campaigns. In 2019-20, the Jackets finished 10-8 in the conference, earning a seventh-place finish in the league. In year two (2020-21), Tech hit the 10-win ACC mark for just the third time in program history, defeating Miami on Feb. 16.

Tech recorded its most ACC wins in a season back in 2011-12, going 12-4 in the league. That season, Tech finished 26-9 overall and reached the NCAA Sweet 16.

In 2020-21, Tech finished third in the ACC standings, behind Louisville (1st) and NC State (2nd) - marking the highest outright finish in program history. Tech's highest ranked finish in the league also took place in 2011-12, when the Jackets finished tied for third with a 12-4 league record.

HITTING A MILESTONE

Kierra Fletcher hit the 1,000-career point mark on Feb. 28 against Pitt on her Senior Day. The Warren, Mich., native became the 32nd member of the Georgia Tech women's basketball 1,000-career point club.

GEORGIA TECH WOMEN'S BASKETBALL'S CAREER SCORING LEADERS

Name	Points	Years	Name	Points	Years
1. Tyauna Marshall	2,129	2010-14	6. Francesca Pan	1,638	2017-20
2. Kisha Ford	1,955	1994-97	7. Chioma Nnamaka	1,593	2005-08
3. Karen Lounsbury	1,743	1989-92	8. Aaliyah Whiteside	1,580	2012-16
4. Dolores Bootz	1,723	1985-88	9. Alex Montgomery	1,565	2008-11
5. Carla Munnion	1,671	1995-98	10. Joyce Pierce	1,557	1991-93

RECORD WHEN...

At home	11-2
On road	5-2
Neutral	0-0
Against ranked teams	3-1
In games decided by 3 pts or less	1-3
In games decided by 4-5 pts	1-0
In games decided by 6-10 pts	1-1
In games decided by 11-20 pts	6-0
In games decided by 21+ pts	7-0
Leading at half	14-2
Tied at half	1-1
Trailing at half	1-1
Leading with 10:00 remaining	13-2
Trailing with 10:00 remaining	2-2
Leading with 5:00 remaining	14-2
Trailing with 5:00 remaining	2-1
GT shoots 40% or better	10-0
GT shoots less than 40%	6-4
GT shoots same/better than opp	16-0
Opp. shoots 40% or better	0-1
Opp. shoots less than 40%	16-3
GT out-rebounds opp	13-3
Opp. out-rebounds GT	2-1
Teams tied in rebounding	1-0
GT shoots 70% or better on FT's	7-1
GT has more/same FT attempts	11-3
Opp. has more FT attempts	4-1
GT shoots 30% or better on 3pt	10-1
GT shoots less than 30% on 3pt	6-3
Opp. shoots 30% or better on 3pt	4-2
Opp. shoots less than 30% on 3pt	12-2
GT has more/same TO than opp	4-3
GT scores 90+ pts	0-0
GT scores 80-89 pts	0-0
GT scores 70-79 pts	3-0
GT scores 60-69 pts	9-0
GT scores 50-59 pts	4-2
GT scores less than 50 pts	0-2
Opp. scores 90+ pts	0-0
Opp. scores 80-89 pts	0-0
Opp. scores 70-79 pts	0-0
Opp. scores 60-69 pts	1-0
Opp. scores 50-59 pts	3-3
Opp. scores less than 50 pts	12-1
On Mondays	0-0
On Tuesdays	3-0
On Wednesdays	2-1
On Thursdays	5-0
On Fridays	0-0
On Saturdays	0-0
On Sundays	6-3
In November	5-1
In December	5-1
In January	6-2
In February	0-0
In March	0-0
In Overtime	0-0
In Gold Uniforms	0-0
In Navy Uniforms	5-2
In White Uniforms	11-2

THE LAST TIME...

The Last Time (Team)

Tech scored 100 points in a game:	102 vs. Southeastern Louisiana, November 18, 2015
Tech scored 100 points in an ACC game:	101 at Virginia, March 2, 2008 (2 OT)
A Tech opponent scored 100 points:	103 at Virginia, March 2, 2008 (2 OT)
Tech scored 60-69 points in a half:	60 vs. Morgan State, Nov. 16, 2014
Tech scored 70+ points in a half:	70 vs. Presbyterian (2nd half), Dec. 2, 1985
Tech won an overtime game:	vs. Stephen F. Austin (54-52), March 21, 2021
Tech lost an overtime game:	vs. Georgia (75-69), Nov. 29, 2020
Tech played a double overtime game:	at Houston (95-89), Nov. 9, 2018
Tech played a triple overtime game:	vs. Michigan (89-79), April 1, 2017
Tech shot 70 percent for a half:	76.9 (20-26) at Houston, Nov. 9, 2018
Tech shot 80 percent for a half:	Never
Tech shot 60 percent from the field in a game:	63.5 (40-63) vs. Kennesaw State, Nov. 22, 2011
Tech shot 90 percent from the free throw line in a game (min. 10 att.):	91.7 (11-12), at Miami, Jan. 16, 2022
Tech shot 100 percent from the free throw line in a game (min. 10 att.):	1.000 (14-14), Virginia, Jan. 25, 2015
Tech shot less than 40 percent from the field in a game:	38.9 (21-54) vs. UNC, Jan. 23, 2022
Tech shot less than 30 percent from the field in a half:	28.0 (7-25) at Miami, Jan. 16, 2022
Tech shot less than 50 percent from the free throw line in a game:	44.4 (8-18) vs. Furman, Dec. 12, 2021
Opponent shot less than 50 percent from the free throw line in a game:	27.3 (3-11) vs. UNC, Jan. 23, 2022
Tech did not make a 3-point field goal:	vs. Virginia, Jan. 28, 2018
Tech held an opponent under 30 percent shooting:	29.1 (16-55) vs. UNC, Jan. 23, 2022
An opponent shot 60 percent:	62.3 (33-53) vs. Notre Dame, Jan. 7, 2018
Tech attempted 50 free throws:	51 (made 34) vs. Alabama State, Nov. 24, 2015
Tech made 40 free throws:	Never
Tech defeated a top-10 opponent:	No. 3/2 vs. UConn, 57-44, Dec. 9, 2021
Tech defeated a top-25 opponent:	No. 20 vs. UNC, 55-38, Dec. 23, 2022
Tech defeated a top-25 opponent on the road:	No. 20/19 at Georgia, 55-54, Dec. 5, 2021

The Last Time (Player)

A player scored 40+ points:	Niesha Butler (40) vs. Florida State, Jan. 2, 1999
A player scored 35-39 points:	Elizabeth Balogun (35) at North Carolina, Jan. 31, 2019
A player scored 30-34 points:	Lotta-Maj Lahtinen (30) vs. NC State, Dec. 31, 2020
Two players scored 20+/same game:	Lotta-Maj Lahtinen (22) & Lorela Cubaj (21) vs. West Virginia, March 23, 2021
Three players scored 20+/same game:	Alex Montgomery (26), Janie Mitchell (20) and Iasia Hemingway (20) vs. Maryland, Jan. 20, 2008
Four players scored 20+/same game:	Never
A player had back-to-back 30+ point games:	Carla Munnion (34) vs. Manhattan, Jan. 23, 1995, and (35) vs. Chattanooga, Dec. 13, 1995
A player had 20+ rebounds:	Lorela Cubaj (20) at Purdue, Dec. 1, 2021
A player had 15-19 rebounds:	Lorela Cubaj (15) vs. Boston College, Jan. 27, 2022
Two players had a double-double	E. Dixon (22 pts, 17 rebs) and L. Cubaj (13 pts, 11 rebs) vs. Duke, Jan. 10, 2019
Two players had double-figure rebounds in the same game:	Straut (11 rebs) and Cubaj (10 rebs) vs. UNC, Jan. 23, 2022
Three players had double-figure rebounds in the same game:	Roddreka Rogers (12), Katarina Vuckovic (12) and Zaire O'Neil (11), NC State, Feb. 12, 2015
One player had a double-double (Pts and Ast):	Aaliyah Whiteside (14 pts, 11 asts) vs. Prairie View A&M, Dec. 15, 2015
One player had a double-double (Pts and Steals):	Dawnn Maye (23 pts, 10 steals) vs. Marquette, Nov. 18, 2012
A player had a double-double in consecutive games:	Lorela Cubaj - vs. Louisville, Jan. 2, 2022 (12 pts, 16 rebs.)
.....	vs. Virginia, Jan. 9, 2022 (17 pts, 11 rebs.)
A player had a triple-double (Pts, Reb, Asst):	Milli Martinez (12 pts, 10 reb, 10 asst) vs. Morris Brown, Feb. 23, 2002
A player had 20 points and 20 rebounds in the same game:	Kisha Ford (21 pts, 21 reb) vs. Mercer, Nov. 25, 1996
A player had 10-14 assists in a game:	Lotta-Maj Lahtinen (10) vs. Miami, Feb. 16, 2021
A player had 15+ assists in a game:	Nina Bärlin (17) vs. Virginia, Jan. 10, 2002
A player had 10+ assists in three consecutive games:	Nina Bärlin (11) vs. E. Washington, Nov. 24, 2001, (14) vs. Arkansas St., Dec. 1, 2001, (11) vs. Southern, Dec. 2, 2001, (13) vs. Florida State, Dec. 5, 2001
A player topped the team in scoring, rebounds, and assists for a game: Lorela Cubaj, 12 pts, 15 reb, 5 ast vs. KSU, Nov. 11, 2021	
A player played every minute of a game:	Nerea Hermosa vs. UConn, Dec. 9, 2021
A player had five blocked shots in a game:	Lorela Cubaj (5) at Clemson, Jan. 7, 2021
A player had five blocked shots in back-to-back games:	Zaire O'Neil (5) vs. Syracuse, Feb. 8, 2015 (6) vs. NC State, Feb. 12, 2015
A player had 10+ steals in a game:	Dawnn Maye (10) vs. Marquette, Nov. 18, 2012

POSTSEASON RESULTS

NCAA TOURNAMENT

The Yellow Jackets made their first appearance in the NCAA Tournament in 1992-93 with a 16-10 record and an 8-8 ACC mark. Tech didn't return to the NCAA Tournament for 10 years, making its next trip in 2003, but then the Jackets participated in every Big Dance from 2007 - 2012. In 2012, Georgia Tech made its breakthrough to reach the program's first Sweet 16 with a 76-64 win against Georgetown in the second round.

1993: Midwest Region

Evanston, Ill.
M17 64 at Northwestern L, 62-90

2003: East Region

West Lafayette, Ind.
#10 seed
M22 64 vs. #7 Virginia Tech L, 59-61

2007: Dallas Region

Minneapolis, Minn.
#7 Seed
M17 64 vs. #10 DePaul W, 55-54
M19 32 vs. #2 Purdue L, 63-76

2008: Greensboro Region

Des Moines, Iowa
#10 seed
M22 64 vs. #7 Iowa State L, 55-58

2009: Oklahoma City Region

Iowa City, Iowa
#9 seed
M22 64 vs. #8 Iowa W, 76-62
M24 32 vs. #1 Oklahoma L, 50-69

2010: Kansas City Region

Norman, Oklahoma
#6 seed
M21 64 vs. #11 Arkansas Little Rock L, 53-63

2011: Dayton Region

Columbus, Ohio
#5 seed
M19 64 vs. #12 Bowling Green W, 69-58
M21 32 at #4 Ohio State L, 60-67

2012: Des Moines Region

Chapel Hill, N.C.
#4 seed
M18 64 vs. #13 Sacred Heart W, 76-50
M20 32 vs. #5 Georgetown W, 76-64
Des Moines, Iowa
M24 16 vs. #1 Baylor L, 68-83

2014: Louisville Region

Baton Rouge, La.
#10 seed
M23 64 at #7 LSU L, 78-98

2021: Hemisfair Region

San Antonio, Texas
#5 seed
M21 64 vs. #12 Stephen F. Austin W, 54-52
M23 32 vs. #4 West Virginia W, 73-56
M38 16 vs. #1 South Carolina L, 65-76

Georgia Tech All-Time NCAA Record

Overall: 7-10
Round of 64: 5-5
Round of 32: 2-3
Sweet 16: 0-2
Neutral Site: 5-7
Opponent Site: 1-3

Georgia Tech vs. Conferences in NCAA Tournament

Big 12: 1-3
BIG EAST: 2-1
Big Ten: 1-3
Mid-American: 1-0
Northeast: 1-0
SEC: 0-2
Southland: 1-0
Sun Belt: 0-1



The Yellow Jackets made it to the NCAA Tournament in 2007 which was the first of six-straight appearances in the Big Dance from 2007-12.

WNIT

In the first postseason appearance in school history, Georgia Tech's women's basketball team captured the 1992 National Women's Invitational Tournament in Amarillo, Texas. En route to the title, the Jackets defeated Wisconsin-Green Bay, 78-77, in the first round, Nebraska, 73-68, in the semifinals, and Hawaii, 90-72, in the championship game. The 1992 WNIT not only marked Tech's first postseason appearance, but it also marked the first WNIT title for an ACC school. In 1998, the WNIT switched names to the WNIT.

1992: Cal Farley Coliseum; Amarillo, Texas (WNIT)

M26 Wisconsin-Green Bay W 78-77
M27 Nebraska W 73-68
M28 Hawaii W 90-72

2000: Multiple Sites (WNIT)

M16 Southern Mississippi(1) W 76-71 (ot)
M18 at Chattanooga(2) W 81-74
M21 at Arkansas(3) L 67-78

2001: Humphrey Coliseum; Starkville, Miss.(WNIT)

M15 Mississippi State L 73-77

2002: Alexander Memorial Coliseum; Atlanta, Ga.(WNIT)

M13 Miami L 64-73

2015: Multiple Sites (WNIT)

M19 Elon W 69-47
M22 at Ole Miss (5) L 48-63

2016: McCamish Pavilion, Atlanta, Ga. (WNIT)

M17 Mercer W 73-56
M21 Tulane L 61-64

2017: Multiple Sites (WNIT)

M16 Jacksonville (4) W 71-55
M19 UCF (4) W 63-51
M23 MTSU (4) W 70-57
M26 Alabama (4) W 76-66
M29 Washington State (4) W 69-61
A1 at Michigan (6) L 79-89 (ot3)

2018: Multiple Sites (WNIT)

M15 Bethune Cookman (4) W 85-32
M18 UAB (4) W 91-47
M22 at Alabama (7) L 59-61

- (1): Alexander Memorial Coliseum, Atlanta, Ga.
- (2): McKenzie Arena, Chattanooga, Tenn.
- (3): Arkansas Arena, Fayetteville, Ark.
- (4): McCamish Pavilion, Atlanta, Ga.
- (5): Tad Smith Coliseum, Oxford, Miss.
- (6): Calihan Hall, Detroit, Mich.
- (7): Coleman Coliseum, Tuscaloosa, Ala.

Eight Tournaments: Won 14 Lost 7
1992 NWIT Champions

OTHER POSTSEASON TOURN.

1975 GAIW State Tournament

vs. Fort Valley L 39-76
vs. Tift L 54-65

1976 GAIW State Tournament

vs. Berry L 41-109
vs. North Georgia L 35-69

1977 GAIW State Tournament

vs. Morris Brown W 75-27
vs. Spelman W 55-43

1978 GAIW State Tournament

vs. West Georgia L 79-94

1979 GAIW State Tournament

vs. Berry L 68-92

1980 GAIW State Tournament

F. 21 at Georgia Southern L 51-87

1981 GAIW State Tournament

F. 26 vs. Georgia L 70-89

Seven Tournaments: Won 2 Lost 8

STARTING LINEUPS

Game	C/F	F/G	G/F	G/F	G
N9 at Central Michigan	Hermosa	Cubaj	Love	Lahtinen	McQueen
N11 KENNESAW STATE	Hermosa	Cubaj	Love	Lahtinen	McQueen
N14 BELMONT	Hermosa	Cubaj	Love	Lahtinen	McQueen
N17 at ETSU	Hermosa	Cubaj	Love	Lahtinen	Bates
N21 AUBURN	Hermosa	Cubaj	Strautmene	Lahtinen	Bates
N24 HOFSTRA	Hermosa	Cubaj	Love	Lahtinen	Bates
D1 at Purdue	Hermosa	Cubaj	Love	Strautmene	Bates
D5 at Georgia	Hermosa	Cubaj	Love	Strautmene	Lahtinen
D9 UCONN	Hermosa	Cubaj	Love	Strautmene	Lahtinen
D12 FURMAN	Hermosa	Cubaj	Love	Strautmene	Lahtinen
D19 WAKE FOREST	Hermosa	Cubaj	Love	Strautmene	Lahtinen
D21 BOSTON U.	Hermosa	Cubaj	Love	Strautmene	Lahtinen
J2 LOUISVILLE	Hermosa	Cubaj	Love	Strautmene	Lahtinen
J9 VIRGINIA	Hermosa	Cubaj	Love	Strautmene	Lahtinen
J11 at Pitt	Hermosa	Cubaj	Love	Strautmene	Lahtinen
J13 FLORIDA STATE	Hermosa	Cubaj	Love	Strautmene	Lahtinen
J16 at Miami	Hermosa	Cubaj	Love	Strautmene	Lahtinen
J20 at Syracuse	Hermosa	Cubaj	Love	Strautmene	Lahtinen
J23 NORTH CAROLINA	Hermosa	Cubaj	Love	Strautmene	Lahtinen
J27 BOSTON COLLEGE	Hermosa	Cubaj	Love	Strautmene	Lahtinen

SPECIALTY STATS (GT/Opp)

Game	Paint	Off TO	2ndCh	FBreak	Bench
N9 at Central Michigan	46/10	11/0	15/4	2/0	29/13
N11 KENNESAW STATE	32/22	20/12	13/5	14/4	27/19
N14 BELMONT	26/18	16/8	11/6	6/0	10/4
N17 at ETSU	22/8	12/8	8/8	2/9	12/14
N21 AUBURN	32/28	7/12	11/4	3/4	12/8
N24 HOFSTRA	28/16	14/17	15/5	8/2	16/9
D1 at Purdue	28/24	7/10	10/5	6/11	2/15
D5 at Georgia	28/22	10/12	11/13	0/9	9/17
D9 UCONN	22/26	18/6	10/2	5/7	6/6
D12 FURMAN	22/8	18/10	11/6	12/5	29/4
D19 WAKE FOREST	36/20	14/14	10/8	4/8	5/11
D21 BOSTON U.	30/16	10/4	14/5	4/2	21/22
J2 LOUISVILLE	8/20	17/15	9/6	0/6	2/9
J9 VIRGINIA	28/6	14/3	11/2	2/1	12/3
J11 at Pitt	10/20	16/12	14/14	2/14	6/29
J13 FLORIDA STATE	36/32	18/13	20/12	0/6	12/29
J16 at Miami	24/26	12/14	14/5	2/4	3/16
J20 at Syracuse	32/28	16/20	11/10	11/6	0/4
J23 NORTH CAROLINA	18/20	1/4	2/10	5/6	10/10
J27 BOSTON COLLEGE	32/20	16/9	3/2	2/13	10/4

MISC. STATS

Most First Half Points

Georgia Tech	38	vs. Boston University (12/21/21)	W, 78-49
Opponents	33	vs. Auburn (11/21/21)	L, 59-51

Fewest First Half Points

Georgia Tech	16	vs. Auburn (11/21/21)	L, 59-51
Opponents	12	vs. Hofstra (11/24/21)	W, 65-32

Largest Halftime Lead

Georgia Tech	20	vs. Hofstra (11/24/21)	W, 65-32
Opponents	17	vs. Auburn (11/21/21)	L, 59-51

Most Second Half Points

Georgia Tech	41	vs. Virginia (1/9/22)	W, 67-31
Opponents	35	vs. Florida State (1/13/22)	W, 68-64

Fewest Second Half Points

Georgia Tech	16	at Miami (1/16/22)	L, 46-45
Opponents	12	vs. Virginia (1/9/22)	W, 67-31

Largest Margin of Victory

Georgia Tech	36	vs. Virginia (1/9/22)	W, 67-31
Opponents	8	vs. Auburn (11/21/21)	L, 59-51

Career 20-Point Games

Lorela Cubaj: 6

ETSU	12/15/19	20
Wake Forest	2/9/20	21
Georgia	11/29/20	20
Syracuse	2/2/21	21
West Virginia	3/23/21	21
Florida State	1/13/22	24

Lotta-Maj Lahtinen: 6

Boston College	12/9/20	27
NC State	12/31/20	30
Wake Forest	2/7/21	22
Pittsburgh	2/28/21	22
West Virginia	3/23/21	22
South Carolina	3/28/21	20

Kierra Fletcher: 4

Houston	11/9/18	25
Syracuse	1/20/19	22
Pittsburgh	2/28/21	21
Clemson	3/5/21	21

Nerea Hermosa: 2

Virginia	1/9/22	20
Syracuse	1/20/22	21

Eylia Love: 1

Boston College	1/27/21	20
----------------	---------	----

Digna Strautmene: 1

Furman	12/12/21	20
--------	----------	----

POINTS-REBOUNDS-ASSISTS

Opponent	Date	Score	W/L	03 BATES	10 BULANE	11 ARANAZ	13 CUBAJ	14 CLARK	15 CARTER	20 HERMOSA	24 LOVE
at Central Michigan	11/9/21	74-40	W	0-1-2	2-1-0	0-3-1	2-9-5	DNP	6-0-0	18-2-2	15-1-1
KENNESAW STATE	11/11/21	72-45	W	8-1-2	6-1-1	4-0-1	12-15-5	0-0-0	3-1-1	9-10-1	11-5-1
BELMONT	11/14/21	58-45	W	0-1-0	7-1-0	DNP	15-14-4	DNP	DNP	6-8-2	8-5-0
at ETSU	11/17/21	65-42	W	6-2-2	0-1-0	0-1-0	12-9-5	DNP	4-2-1	17-10-2	9-4-1
AUBURN	11/21/21	59-51	L	6-3-0	0-0-0	2-1-0	6-5-1	DNP	3-2-1	11-9-3	7-5-0
HOFSTRA	11/24/21	65-32	W	6-0-2	6-3-0	0-1-0	10-11-5	DNP	5-1-0	10-7-2	8-6-2
at Purdue	12/1/21	53-52	L	5-2-1	2-1-0	0-0-1	7-20-5	DNP	0-6-0	8-6-3	12-2-2
at Georgia	12/5/21	55-54	W	6-0-0	0-0-0	0-0-0	11-15-4	DNP	3-2-0	14-8-1	14-7-2
UCONN	12/9/21	57-44	W	6-0-0	DNP	DNP	5-13-7	DNP	0-1-0	13-6-3	10-3-0
FURMAN	12/12/21	63-36	W	12-5-3	3-1-3	0-2-1	5-14-6	DNP	14-6-1	1-4-0	6-1-1
WAKE FOREST	12/19/21	62-45	W	3-0-1	2-2-2	0-2-0	4-12-6	0-0-0	0-0-0	16-5-3	16-4-2
BOSTON U.	12/21/21	78-49	W	5-3-0	9-1-3	6-2-1	12-14-5	0-0-0	0-4-0	8-5-1	19-5-2
LOUISVILLE	1/2/22	50-48	L	DNP	DNP	DNP	12-16-5	DNP	2-3-1	8-4-1	3-4-1
VIRGINIA	1/9/22	67-31	W	3-1-1	DNP	DNP	17-111-4	DNP	9-4-2	20-7-1	9-9-5
at Pitt	1/11/22	63-52	W	3-1-2	0-0-0	0-1-1	12-7-0	DNP	3-6-3	4-6-1	8-6-2
FLORIDA STATE	1/13/22	68-64	W	3-1-0	0-1-0	6-1-0	24-9-3	DNP	3-2-0	4-8-4	10-3-2
at Miami	1/16/22	46-45	L	0-0-2	DNP	0-0-0	6-10-5	DNP	3-1-0	12-6-2	7-7-1
at Syracuse	1/20/22	65-55	W	0-3-1	0-0-0	0-0-0	14-7-5	DNP	0-0-0	21-7-0	10-13-0
NORTH CAROLINA	1/23/22	55-38	W	7-0-0	0-0-1	1-0-0	9-10-4	DNP	2-2-0	6-5-2	4-3-1
BOSTON COLLEGE	1/27/22	68-49	W	3-1-0	4-1-3	0-1-0	6-15-7	DNP	3-1-0	15-5-7	20-8-2

Opponent	Date	Score	W/L	31 LAHTINEN	33 HARRISON	45 STRAUTMANE
at Central Michigan	11/9/21	74-40	W	6-4-8	2-1-0	19-9-0
KENNESAW STATE	011/11/21	72-45	W	5-2-5	0-1-0	6-3-1
BELMONT	11/14/21	58-45	W	17-7-7	DNP	3-2-1
at ETSU	11/17/21	65-42	W	9-3-3	2-2-0	6-4-2
AUBURN	11/21/21	59-51	L	12-3-6	DNP	4-6-2
HOFSTRA	11/24/21	65-32	W	15-2-1	3-1-0	2-9-2
at Purdue	12/1/21	53-52	L	DNP	0-1-0	18-3-2
at Georgia	12/5/21	55-54	W	7-4-3	DNP	0-5-0
UCONN	12/9/21	57-44	W	15-3-3	DNP	8-7-2
FURMAN	12/12/21	63-36	W	2-2-2	0-1-0	20-6-1
WAKE FOREST	12/19/21	62-45	W	9-1-2	0-0-0	12-7-4
BOSTON U.	12/21/21	78-49	W	9-2-6	1-2-0	9-4-1
LOUISVILLE	1/2/22	50-48	L	10-1-3	0-0-0	13-3-1
VIRGINIA	1/9/22	67-31	W	6-2-1	DNP	3-7-2
at Pitt	1/11/22	63-52	W	17-0-2	DNP	16-1-3
FLORIDA STATE	1/13/22	68-64	W	16-3-5	DNP	2-2-0
at Miami	1/16/22	46-45	L	10-3-2	DNP	7-9-0
at Syracuse	1/20/22	65-55	W	11-5-6	DNP	9-10-1
NORTH CAROLINA	1/23/22	55-38	W	12-4-6	0-0-0	14-11-0
BOSTON COLLEGE	1/27/22	68-49	W	8-3-3	0-0-0	9-2-2

REBOUNDING GAME (GT/Opp)

Date	Opponent	Dec.	Result	Total	Margin	Offensive	Defensive	High Rebounder
N9	at Central Mich.	W	74-40	40/31	+9	13/7	27/24	9 - Cubaj, Strautmane
N11	KENNESAW STATE	W	72-45	45/30	+15	18/10	27/20	15 - Cubaj
N14	BELMONT	W	58-45	41/32	+9	13/10	28/22	14 - Cubaj
N17	at ETSU	W	65-42	48/30	+18	15/9	33/21	10 - Hermosa
N21	AUBURN	L	59-51	39/29	+10	12/6	27/23	9 - Hermosa
N24	HOFSTRA	W	65-32	42/26	+16	12/8	30/18	11 - Cubaj
D1	at Purdue	L	53-52	45/27	+18	14/4	31/23	20 - Cubaj
D5	at Georgia	W	55-54	44/37	+7	14/11	30/26	15 - Cubaj
D9	UCONN	W	57-44	37/37	0	9/11	28/26	13 - Cubaj
D12	FURMAN	W	63-36	46/36	+10	17/9	29/27	14 - Cubaj
D19	WAKE FOREST	W	62-45	34/33	+1	12/12	22/21	12 - Cubaj
D21	BOSTON U.	W	78-49	44/26	+18	14/6	30/20	14 - Cubaj
J2	LOUISVILLE	L	50-48	34/36	-2	9/12	25/24	16 - Cubaj
J9	VIRGINIA	W	67-31	43/29	+14	14/9	29/20	11 - Cubaj
J11	at Pitt	W	63-52	35/30	-5	14/10	21/20	7 - Cubaj
J13	FLORIDA STATE	W	68-64	33/36	-3	9/12	24/24	9 - Cubaj
J16	at Miami	L	46-45	40/31	+9	13/3	27/28	10 - Cubaj
J20	at Syracuse	W	65-55	48/27	+21	14/11	34/16	13 - Love
J23	NORTH CAROLINA	W	55-38	38/35	+3	3/8	35/27	11 - Strautmane
J27	BOSTON COLLEGE	W	68-49	45/28	+17	14/8	31/20	15 - Cubaj

2021-22 RESULTS**RECORD: 16-4 Overall (Home: 11-2; Away: 5-2; Neutral: 0-0; ACC: 7-2)**

Date	Opponent	Dec.	Result	Margin	Rec.	High Scorer	High Rebounder	High Assists	Attendance
N9	at Central Mich.	W	74-40	+34	1-0	19 - Strautmane	9 - Cubaj, Straut.	8 - Lahtinen	
N11	KENNESAW STATE	W	72-45	+27	2-0	12 - Cubaj	15 - Cubaj	5 - Cubaj, Lahtinen	1,474
N14	BELMONT	W	58-45	+13	3-0	17 - Lahtinen	14 - Cubaj	7 - Lahtinen	1,501
N17	at ETSU	W	65-42	+23	4-0	17 - Hermosa	10 - Hermosa	5 - Cubaj	816
N21	AUBURN	L	59-51	-8	4-1	12 - Lahtinen	9 - Hermosa	6 - Lahtinen	1,769
N24	HOFSTRA	W	65-32	+33	5-1	15 - Lahtinen	11 - Cubaj	5 - Cubaj	1,440
D1	at Purdue	L	53-52	-1	5-2	18 - Strautmane	20 - Cubaj	5 - Cubaj	1,539
D5	at Georgia	W	55-54	+1	6-2	14 - Hermosa, Love	15 - Cubaj	4 - Cubaj	3,220
D9	UCONN	W	57-44	+13	7-2	15 - Lahtinen	13 - Cubaj	7 - Cubaj	4,587
D12	FURMAN	W	63-36	+27	8-2	20 - Strautmane	14 - Cubaj	6 - Cubaj	1,574
D19	WAKE FOREST	W	62-45	+17	9-2	16 - Hermosa, Love	12 - Cubaj	6 - Cubaj	1,667
D21	BOSTON U.	W	78-49	+29	10-2	19 - Love	14 - Cubaj	6 - Lahtinen	1,443
J2	LOUISVILLE	L	50-48	-2	10-3	13 - Strautmane	16 - Cubaj	5 - Cubaj	1,918
J9	VIRGINIA	W	67-31	+36	11-3	20 - Hermosa	11 - Cubaj	5 - Love	1,841
J11	at Pitt	W	63-52	+11	12-3	17 - Lahtinen	7 - Cubaj	3 - Carter, Strautmane	1,286
J13	FLORIDA STATE	W	68-64	+4	13-3	24 - Cubaj	9 - Cubaj	5 - Lahtinen	1,459
J16	at Miami	L	46-45	-1	13-4	12 - Hermosa	10 - Cubaj	5 - Cubaj	1,256
J20	at Syracuse	W	65-55	+10	14-4	21 - Lahtinen	13 - Love	6 - Lahtinen	746
J23	NORTH CAROLINA	W	55-38	+17	15-4	14 - Strautmane	11 - Strautmane	6 - Lahtinen	2,357
J27	BOSTON COLLEGE	W	68-49	+19	16-4	20 - Love	15 - Cubaj	7 - Cubaj, Hermosa	1,528

MISC. PLAYER STATS**Double-Figure Scoring Games**

Lorela Cubaj - 11
 Nerea Hermosa - 11
 Lotta-Maj Lahtinen - 10
 Eyllia Love - 10
 Digna Strautmane - 7
 Sarah Bates - 1
 Avice Carter - 1

Double-Figure Rebounding Games

Lorela Cubaj - 14
 Nerea Hermosa - 2
 Digna Strautmane - 2
 Eyllia Love - 1

Games Leading Scorer

Nerea Hermosa - 6
 Lotta-Maj Lahtinen - 5
 Digna Strautmane - 5
 Eyllia Love - 4
 Lorela Cubaj - 2

Games Leading Rebounder

Lorela Cubaj - 16
 Nerea Hermosa - 2
 Digna Strautmane - 2
 Eyllia Love - 1

Games Leading Assists

Lorela Cubaj - 11
 Lotta-Maj Lahtinen - 8
 Avice Carter - 1
 Nerea Hermosa - 1
 Eyllia Love - 1
 Digna Strautmane - 1

Double-Doubles

Lorela Cubaj - 7
 Nerea Hermosa - 1
 Eyllia Love - 1
 Digna Strautmane - 1

2021-22 GEORGIA TECH STATISTICS



2021-22 Georgia Tech Women's Basketball Combined Team Statistics All games

Page 1/1
as of Jan 28, 2022

Game Records

Record	Overall	Home	Away	Neutral
ALL GAMES	16-4	11-2	5-2	0-0
CONFERENCE	7-2	5-1	2-1	0-0
NON-CONFERENCE	9-2	6-1	3-1	0-0

Score by Periods

Team	1st	2nd	3rd	4th	OT	TOT
Georgia Tech	332	265	344	290	0	1231
Opponents	207	220	242	260	0	929

Team Box Score

No.	Player				Total		3-Point		F-Throw		Rebounds											
		GP-GS	MIN	AVG	FG-FGA	FG%	3FG-3FGA	3FG%	FT-FTA	FT%	OFF	DEF	TOT	AVG	PF	DQ	A	TO	BLK	STL	PTS	AVG
20	HERMOSA , Nerea	20-20	619:59	31.0	91-175	.520	0-0	.000	39-48	.813	48	80	128	6.4	33	0	41	38	21	22	221	11.1
31	LAHTINEN, Lotta-Maj	19-19	576:24	30.3	67-179	.374	24-69	.348	38-54	.704	12	42	54	2.8	34	0	74	45	2	27	196	10.3
24	LOVE, Eylla	20-19	583:34	29.2	77-185	.416	16-37	.432	36-62	.581	34	67	101	5.1	53	2	28	49	12	13	206	10.3
13	CUBAJ, Lorela	20-20	649:23	32.5	82-193	.425	4-14	.286	33-53	.623	50	186	236	11.8	42	1	91	45	35	29	201	10.1
45	STRAUTMANE, Digna	20-15	543:01	27.2	67-157	.427	32-92	.348	14-19	.737	37	73	110	5.5	41	1	27	35	23	11	180	9.0
00	MCQUEEN, Loyal	3-3	78:19	26.1	5-19	.263	2-9	.222	2-2	1.000	1	5	6	2.0	4	0	6	2	0	2	14	4.7
3	BATES, Sarah	19-4	387:15	20.4	27-92	.293	23-83	.277	5-8	.625	8	17	25	1.3	17	0	19	13	2	8	82	4.3
15	CARTER, Avyonce	19-0	221:16	11.6	18-69	.261	0-21	.000	27-39	.692	18	26	44	2.3	11	0	9	13	1	11	63	3.3
10	BULANE, Elizabete	16-0	189:23	11.8	14-41	.341	8-24	.333	5-10	.500	1	13	14	0.9	8	0	13	16	0	9	41	2.6
11	WONE ARANAZ, Aixa	16-0	115:04	7.2	7-19	.368	0-1	.000	5-8	.625	8	7	15	0.9	19	0	6	11	2	2	19	1.2
33	HARRISON, Carmyn	11-0	32:15	2.9	2-3	.667	0-0	.000	4-8	.500	4	5	9	0.8	4	0	0	2	3	1	8	0.7
14	CLARK, Anisa	3-0	04:07	1.4	0-3	.000	0-3	.000	0-0	.000	0	0	0	0.0	0	0	0	0	0	0	0	0.0
Team											28	46	74					11				
Total		20	4000		457-1135	.403	109-353	.309	208-311	.669	249	567	816	40.8	266	4	314	280	101	135	1231	61.6
Opponents		20	4000		350-1087	.322	78-303	.257	151-230	.657	180	451	631	31.6	327	7	181	296	49	129	929	46.5

Team Statistics

	GATECH	OPP
Scoring	1231	929
Points per game	61.6	46.5
Scoring margin	+15.1	-
Field goals-att	457-1135	350-1087
Field goal pct	.403	.322
3 point fg-att	109-353	78-303
3-point FG pct	.309	.257
3-pt FG made per game	5.5	3.9
Free throws-att	208-311	151-230
Free throw pct	.669	.657
F-Throws made per game	10.4	7.6
Rebounds	816	631
Rebounds per game	40.8	31.6
Rebounding margin	+9.3	-
Assists	314	181
Assists per game	15.7	9.1
Turnovers	280	296
Turnovers per game	14.0	14.8
Turnover margin	+0.8	-
Assist/turnover ratio	1.1	0.6
Steals	135	129
Steals per game	6.8	6.5
Blocks	101	49
Blocks per game	5.1	2.5
Winning streak	3	-
Home win streak	4	-
Attendance	24558	10343
Home games-Avg/Game	13-1889	7-1478
Neutral site-Avg/Game	-	0-0

Team Results

Date	Opponent		Score	Att.
11/09/2021	at Central Mich.	W	74-40	1480
11/11/2021	Kennesaw St.	W	72-45	1474
11/14/2021	Belmont	W	58-45	1501
11/17/2021	at ETSU	W	65-42	816
11/21/2021	Auburn	L	51-59	1769
11/24/2021	Hofstra	W	65-32	1440
12/01/2021	at Purdue	L	52-53	1539
12/05/2021	at Georgia	W	55-54	3220
12/09/2021	UConn	W	57-44	4587
12/12/2021	Furman	W	63-36	1574
12/19/2021	Wake Forest	W	62-45	1667
12/21/2021	Boston U.	W	78-49	1443
01/02/2022	Louisville	L	48-50	1918
01/09/2022	Virginia	W	67-31	1841
01/11/2022	at Pittsburgh	W	63-52	1286
01/13/2022	Florida St.	W	68-64	1459
01/16/2022	at Miami (FL)	L	45-46	1256
01/20/2022	at Syracuse	W	65-55	746
01/23/2022	North Carolina	W	55-38	2357
01/27/2022	Boston College	W	68-49	1528

2021-22 GEORGIA TECH STATISTICS



2021-22 Georgia Tech Women's Basketball Combined Team Statistics In Conference games

Page 1/1
as of Jan 28, 2022

Game Records

Record	Overall	Home	Away	Neutral
ALL GAMES	7-2	5-1	2-1	0-0
CONFERENCE	7-2	5-1	2-1	0-0
NON-CONFERENCE	0-0	0-0	0-0	0-0

Score by Periods

Team	1st	2nd	3rd	4th	OT	TOT
Georgia Tech	160	117	141	123	0	541
Opponents	92	101	106	131	0	430

Team Box Score

No.	Player				Total		3-Point		F-Throw		Rebounds											
		GP-GS	MIN	AVG	FG-FGA	FG%	3FG-3FGA	3FG%	FT-FTA	FT%	OFF	DEF	TOT	AVG	PF	DQ	A	TO	BLK	STL	PTS	AVG
20	HERMOSA , Nerea	9-9	300:33	33.4	43-83	.518	0-0	.000	20-21	.952	24	29	53	5.9	16	0	21	17	5	9	106	11.8
13	CUBAJ, Lorela	9-9	306:13	34.0	42-91	.462	3-8	.375	17-22	.773	19	78	97	10.8	24	1	39	28	15	13	104	11.6
31	LAHTINEN, Lotta-Maj	9-9	296:43	33.0	34-89	.382	13-36	.361	18-26	.692	2	20	22	2.4	21	0	30	27	1	17	99	11.0
24	LOVE, Eyllia	9-9	288:35	32.1	33-84	.393	8-20	.400	13-22	.591	15	42	57	6.3	26	1	16	32	4	10	87	9.7
45	STRAUTMANE, Digna	9-9	280:03	31.1	31-81	.383	17-49	.347	6-7	.857	14	38	52	5.8	15	0	13	18	14	6	85	9.4
15	CARTER, Avyonce	9-0	95:43	10.6	5-23	.217	0-4	.000	15-20	.750	7	12	19	2.1	4	0	6	4	0	5	25	2.8
3	BATES, Sarah	8-0	138:15	17.3	8-26	.308	6-22	.273	0-0	.000	4	3	7	0.9	5	0	7	2	0	2	22	2.8
10	BULANE, Elizabete	6-0	43:47	7.3	2-8	.250	1-5	.200	1-2	.500	1	3	4	0.7	2	0	6	1	0	2	6	1.0
11	WONE ARANAZ, Aixa	7-0	44:46	6.4	3-8	.375	0-0	.000	1-2	.500	3	2	5	0.7	7	0	1	3	1	1	7	1.0
33	HARRISON, Carmyn	4-0	04:36	1.1	0-0	.000	0-0	.000	0-0	.000	0	0	0	0.0	0	0	0	0	0	0	0	0.0
14	CLARK, Anisa	1-0	00:48	0.8	0-0	.000	0-0	.000	0-0	.000	0	0	0	0.0	0	0	0	0	0	0	0	0.0
											9	20	29				7					
Total		9	1800		201-493	.408	48-144	.333	91-122	.746	98	247	345	38.3	120	2	139	139	40	65	541	60.1
Opponents		9	1800		166-494	.336	39-135	.289	59-97	.608	89	201	290	32.2	146	2	81	140	24	66	430	47.8

Team Statistics

	GATECH	OPP
Scoring	541	430
Points per game	60.1	47.8
Scoring margin	+12.3	-
Field goals-att	201-493	166-494
Field goal pct	.408	.336
3 point fg-att	48-144	39-135
3-point FG pct	.333	.289
3-pt FG made per game	5.3	4.3
Free throws-att	91-122	59-97
Free throw pct	.746	.608
F-Throws made per game	10.1	6.6
Rebounds	345	290
Rebounds per game	38.3	32.2
Rebounding margin	+6.1	-
Assists	139	81
Assists per game	15.4	9.0
Turnovers	139	140
Turnovers per game	15.4	15.6
Turnover margin	+0.1	-
Assist/turnover ratio	1.0	0.6
Steals	65	66
Steals per game	7.2	7.3
Blocks	40	24
Blocks per game	4.4	2.7
Winning streak	3	-
Home win streak	4	-
Attendance	10770	3288
Home games-Avg/Game	6-1795	3-1096
Neutral site-Avg/Game	-	0-0

Team Results

Date	Opponent		Score	Att.
12/19/2021	Wake Forest	W	62-45	1667
01/02/2022	Louisville	L	48-50	1918
01/09/2022	Virginia	W	67-31	1841
01/11/2022	at Pittsburgh	W	63-52	1286
01/13/2022	Florida St.	W	68-64	1459
01/16/2022	at Miami (FL)	L	45-46	1256
01/20/2022	at Syracuse	W	65-55	746
01/23/2022	North Carolina	W	55-38	2357
01/27/2022	Boston College	W	68-49	1528

GAME 1 | NOV. 9 | GEORGIA TECH 74, CENTRAL MICHIGAN 40



Official Basketball Box Score - Final
Georgia Tech at Central Michigan
11/09/21 McGuirk Arena, Mount Pleasant
2021-22 Women's Basketball

Game Time: 6:00 PM
Game Duration: 1:47

Officials: Michele Del Duco, Tom Hallett, Meghan Joseph

Georgia Tech - 74

Record: 1-0

NO.	Name	Min	FG	3P	FT	Rebounds	Fouls	TP	AS	TO	ST	Blocks	+/-
			M-A	M-A	M-A	OR DR TOT	PF					BS BA	
13	Lorela Cubaj	F 23:02	1-4	0-0	0-0	0 9 9	0 0	2	5	0	0	0 0	24
20	Nerea Hermosa	C 24:29	9-10	0-0	0-0	1 1 2	2 1	18	2	1	3	1 0	8
00	Loyal McQueen	G 26:12	2-6	0-0	0-0	1 0 1	0 0	4	2	0	1	0 2	27
24	Eylia Love	G 20:21	5-12	0-1	5-6	0 1 1	3 4	15	1	0	0	0 0	23
31	Lotta-Maj Lahtinen	G 31:40	3-13	0-4	0-0	0 4 4	3 0	6	8	0	0	0 1	34
45	Digna Strautmame	17:15	8-10	2-4	1-2	5 4 9	3 2	19	0	2	1	1 0	26
3	Sarah Bates	21:42	0-3	0-3	0-0	1 1 1	1 0	2	0	0	0	0 0	10
11	Aixa Wone Aranz	13:31	0-0	0-0	0-0	0 3 3	1 0	0	1	0	1	0 0	9
10	Elizabete Bulane	12:34	1-3	0-0	0-0	0 1 1	0 2	2	0	1	0	0 0	6
15	Ayonce Carter	07:31	2-4	0-2	2-3	0 0 0	1 2	6	0	1	0	0 0	2
33	Carmyn Harrison	01:43	1-1	0-0	0-0	1 0 1	0 0	2	0	0	0	0 0	1
Team						5 3 8				0			
Totals			32-66	2-14	8-11	13 27 40	16 12	74	21	5	6	2 3	34

Technical Fouls: NONE

Dead Ball Rebounds: 0, 0

Central Michigan - 40

Record: 0-1

NO.	Name	Min	FG	3P	FT	Rebounds	Fouls	TP	AS	TO	ST	Blocks	+/-
			M-A	M-A	M-A	OR DR TOT	PF					BS BA	
21	Jahari Smith	C 25:02	3-5	0-0	8-8	2 3 5	1 6	14	2	4	1	2 0	-23
3	Hanna Knoll	G 18:09	1-3	1-2	0-0	0 2 2	2 1	3	0	0	0	1 0	-19
5	Anika Weekes	G 27:09	1-7	1-3	0-0	0 1 1	1 0	3	0	0	2	0 0	-24
14	Molly Davis	G 31:42	1-7	0-3	0-0	1 0 1	2 4	2	1	5	0	0 0	-37
20	Tiana Timpe	G 23:20	1-7	1-6	2-2	0 2 2	2 1	5	2	0	0	0 0	-13
1	Lisa Tesson	09:33	3-6	1-2	2-4	0 1 1	1 4	9	1	2	0	0 1	-22
11	Rachel Lobbie	08:52	2-4	0-1	0-0	1 2 3	0 0	4	0	1	0	0 0	-9
22	Kalle Martinez	12:30	0-4	0-2	0-0	0 2 2	1 0	0	0	0	0	0 0	-7
32	Sydney Graber	12:54	0-3	0-0	0-0	0 3 3	0 0	0	1	1	0	0 0	-5
13	Rebekah Gordon	06:11	0-0	0-0	0-0	0 2 2	0 0	0	0	0	0	0 0	-8
12	Karrington Gordon	04:38	0-1	0-1	0-0	0 1 1	2 0	0	0	0	0	0 0	-4
Team						3 5 8				0			
Totals			12-47	4-20	12-14	7 24 31	12 16	40	7	15	3	2 3	-34

Technical Fouls: NONE

Dead Ball Rebounds: 3, 0

	GT	CMU	Points from Turnovers	GT	CMU
Biggest lead	36 (4 th 6:20)	0 (1 st 10:00)	11	0	
Best Scoring Run	16 (3 rd 3:10)	6 (3 rd 9:16)	Paint	46	10
Lead Changes	0	0	Second Chance	15	4
Times Tied	0	0	Fast Breaks	2	0
Time with Lead	39:41	00:00	Bench	29	13

GAME 2 | NOV. 11 | GEORGIA TECH 72, KENNESAW STATE 45



Official Basketball Box Score - Final
Kennesaw St. at Georgia Tech
11/11/21 McCamish Pavilion, Atlanta
Georgia Tech vs. Kennesaw State

Game Time: 7:00 PM
Game Duration: 1:57
Attendance: 1,477

Officials: Bruce Morris, John Capolino, Krystle Apellani

Kennesaw St. - 45

Record: 1-1

NO.	Name	Min	FG	3P	FT	Rebounds	Fouls	TP	AS	TO	ST	Blocks	+/-
			M-A	M-A	M-A	OR DR TOT	PF					BS BA	
10	Alexis Poole	F 24:33	4-9	0-0	2-4	0 5 5	4 4	10	0	7	2	0 0	-9
25	Gabi Legister	F 15:11	1-4	0-0	0-0	1 3 4	1 0	2	0	2	0	0 1	-7
0	Amari Johnson	G 37:57	5-14	0-1	2-2	3 4 7	1 3	12	4	1	0	1 3	-21
15	Jah'Che Whitefield	G 18:41	0-4	0-2	0-0	0 4 0	0 0	0	4	1	0	0 1	-16
23	Bretlyn Snipes	G 23:02	0-3	0-0	0-0	1 0 1	1 2	2	0	2	1	0 0	-21
20	Stacie Jones	20:03	3-9	0-1	0-0	1 2 3	3 2	6	0	1	1	0 0	-23
12	Amaris Baker	21:12	3-4	0-1	0-0	0 0 0	3 0	6	0	3	0	0 0	-17
24	Prencis Harden	04:25	0-0	0-0	0-0	0 1 1	2 0	0	0	0	0	0 0	-8
31	Yamani Paul	12:37	0-3	0-1	1-4	0 0 0	1 4	1	0	0	0	0 1	-2
32	Julia Rodriguez	14:09	2-3	0-0	2-2	0 1 1	1 4	6	0	0	0	0 0	-14
13	Jodi Mullins	07:10	0-1	0-0	0-2	0 0 0	0 1	0	0	0	0	0 0	-3
Team						4 0 4				0			
Totals			18-54	0-6	9-18	10 20 30	17 20	45	8	19	4	1 9	-27

Technical Fouls: NONE

Dead Ball Rebounds: 8, 0

Georgia Tech - 72

Record: 2-0

NO.	Name	Min	FG	3P	FT	Rebounds	Fouls	TP	AS	TO	ST	Blocks	+/-
			M-A	M-A	M-A	OR DR TOT	PF					BS BA	
13	Lorela Cubaj	F 30:43	4-7	0-0	4-4	5 10 15	2 4	12	5	3	1	2 0	27
20	Nerea Hermosa	C 20:09	4-6	0-0	1-2	4 6 10	2 1	9	1	1	2	1 0	14
00	Loyal McQueen	G 26:51	2-6	2-5	2-2	0 3 3	3 0	8	2	2	1	0 0	24
24	Eylia Love	G 23:56	5-9	0-0	1-6	4 1 5	2 3	11	1	1	1	1 1	21
31	Lotta-Maj Lahtinen	G 26:57	2-10	1-5	0-0	0 2 2	1 3	5	5	2	1	0 0	21
45	Digna Strautmame	13:06	2-6	0-3	2-3	2 1 3	5 2	6	1	1	0	2 0	9
3	Sarah Bates	17:56	3-10	2-7	0-0	0 1 1	1 0	8	2	1	0	1 0	15
11	Aixa Wone Aranz	12:08	1-3	0-1	2-2	0 0 0	3 1	4	1	0	0	0 0	7
15	Ayonce Carter	10:24	1-4	0-2	1-1	0 1 1	1 2	3	1	2	1	0 0	-2
10	Elizabete Bulane	12:42	2-2	2-2	0-0	0 1 1	0 0	1	6	1	2	1 0	0
33	Carmyn Harrison	03:29	0-0	0-0	0-0	0 1 1	0 0	0	0	0	0	0 0	-1
14	Anisa Clark	01:39	0-1	0-1	0-0	0 0 0	0 0	0	0	0	0	0 0	-1
Team						3 0 3				0			
Totals			26-64	7-26	13-20	18 27 45	20 17	72	20	15	8	9 1	27

Technical Fouls: NONE

Dead Ball Rebounds: 7, 0

	KSU	GT	Points from Turnovers	KSU	GT
Biggest lead	2 (1 st 9:14)	31 (4 th 1:00)	12	20	
Best Scoring Run	5 (3 rd 2:40)	10 (2 nd 6:35)	Paint	22	32
Lead Changes	1	0	Second Chance	5	13
Times Tied	2	0	Fast Breaks	4	14
Time with Lead	00:35	38:13	Bench	19	27

GAME 3 | NOV. 14 | GEORGIA TECH 58, BELMONT 45



Official Basketball Box Score - Final
Belmont at Georgia Tech
11/14/21 McCamish Pavilion, Atlanta
Georgia Tech vs. Belmont

Game Time: 2:00 PM
Game Duration: 1:47
Attendance: 1,500

Officials: Eric Brewton, Katie Lukanich, Brandon Enterlin

Belmont - 45

Record: 2-1

NO.	Name	Min	FG	3P	FT	Rebounds	Fouls	TP	AS	TO	ST	Blocks	+/-
			M-A	M-A	M-A	OR DR TOT	PF					BS BA	
3	Madison Bartley	F 28:42	3-9	0-1	2-3	2 3 5	3 2	8	0	3	2	0 2	-9
20	Conley Chinn	F 33:29	0-7	0-6	0-0	1 3 4	1 1	0	0	2	2	0 0	-11
0	Tuti Jones	G 36:58	5-13	2-5	0-2	2 4 6	4 1	12	4	2	1	0 0	-8
11	Destinee Wells	G 35:24	6-19	3-7	3-3	2 3 5	2 4	18	3	4	0	2 10	-20
14	Jamlyn Kinney	G 31:34	1-3	1-1	0-0	1 4 5	2 2	3	1	1	1	0 0	-6
21	Blair Schoenwald	07:41	1-2	0-1	0-0	0 1 0	0 0	2	0	0	0	0 0	-2
22	Tessa Miller	12:47	1-1	0-0	0-0	0 2 2	3 0	2	0	0	0	0 0	-3
12	Nikki Baird	01:59	0-0	0-0	0-0	0 0 0	0 1	0	0	0	0	0 0	0
12	Klynn McGuff	09:02	0-1	0-0	0-0	0 2 2	2 0	0	1	0	0	0 1	-12
34	Cam Browning	02:24	0-1	0-0	0-0	1 0 1	0 0	0	1	0	0	0 0	-4
Team						1 0 1				0			
Totals			17-56	6-21	5-8	10 22 32	17 11	45	9	14	6	0 5	-13

Technical Fouls: NONE

Dead Ball Rebounds: 3, 1

Georgia Tech - 58

Record: 3-0

NO.	Name	Min	FG M-A	3P M-A	FT M-A	Rebounds OR DR TOT	Fouls PF F	TP	AS	TO	ST	Blocks BS BA	+/-
13	Lorela Cubaj	F 35:44	5-13	0-0	5-6	3 11 14	1 5	15	4	1	2	3 0	8
20	Nerea Hermosa	C 28:20	3-6	0-0	0-0	4 4 8	1 2	6	2	4	0	1 0	0
00	Loyal McQueen	G 25:16	1-7	0-4	0-0	0 2 2	1 0	2	0	0	0	0 0	2
24	Eylia Love	G 27:02	2-5	1-1	3-4	2 3 5	3 3	8	0	2	0	1 0	6
31	Lotta-Maj Lahtinen	G 35:10	6-13	1-3	4-4	4 4 7	1 3	17	7	3	2	0 0	9
45	Digna Strautmame	18:01	1-2	1-2	0-0	0 2 2	3 1	3	1	2	1	0 0	11
3	Sarah Bates	13:19	0-4	0-4	0-0	0 1 1	0 0	0	0	0	0	0 0	14
10	Elizabete Bulane	17:08	3-6	1-2	0-2	0 1 1	1 3	7	0	0	2	0 0	15
Team						0 1 1		0		0			
Totals			21-56	4-16	12-16	13 28 41	11 17	58	16	12	7	5 0	13
Technical Fouls: NONE													

GAME 5 | NOV. 21 | AUBURN 59, GEORGIA TECH 51



Official Basketball Box Score - Final
Auburn at Georgia Tech
11/21/21 McCamish Pavilion, Atlanta
Georgia Tech vs. Auburn

Game Time: 4:00 P
Game Duration: 1:5
Attendance: 1,76

Officials: Denise Brooks, Edward Sidisky, Mark Rasc

Auburn - 59

Record: 2-2

NO. Name	Min	FG	3P	FT	Rebounds	Fouls	TP	AS	TO	ST	Blocks	+/
10 Kiyae White	F 17:58	2-2	0-0	0-0	1 3 4	4 0	4	0	0	0	0	10
2 Saria Wells	G 24:29	2-5	0-0	4-4	0 2 2	2 6	8	0	1	1	0	3
3 Annie Hughes	G 40:00	3-7	1-2	0-0	0 1 1	2 0	7	2	0	1	0	2
5 Aicha Coulibaly	G 32:47	6-13	0-3	2-4	1 4 5	4 3	14	2	2	1	0	4
23 Honeyey Scott-Grayson	G 40:00	5-14	4-8	4-6	2 4 6	2 5	18	3	3	1	0	1
12 Marshaun Bostic	15:31	2-6	0-0	0-0	0 2 2	1 0	4	2	2	3	0	1
14 Jala Jordan	19:51	2-6	0-1	0-0	1 2 3	5 4	4	0	0	0	1	1
1 Xaria Wiggins	07:13	0-1	0-0	0-0	0 0 0	0 0	0	0	0	0	0	0
15 Paris Mullins	02:11	0-0	0-0	0-0	0 0 0	0 0	0	0	0	0	0	-2
Team					1 5 6		0	1				
Totals		22-54	5-14	10-14	6 23 29	20 18	59	9	9	7	1 5 8	

Technical Fouls: NONE

Shooting By Period	1st FG%	2nd FG%	3rd FG%	4th FG%	FT%	GM FG%	FT%
1st FG%	8-13	61.5%					
2nd FG%	2-3	66.7%					
3rd FG%	1-2	50%					
4th FG%	6-15	40.0%					
FT%	0-0	0%					
3rd FG%	5-15	33.3%					
4th FG%	1-3	33.3%					
FT%	0-0	0%					
4th FG%	3-11	27.3%					
FT%	0-2	0.0%					
GM FG%	22-54	40.7%					
FT%	5-14	35.7%					
FT%	10-14	71.4%					

Dead Ball Rebounds: 3 1

Georgia Tech - 51

Record: 4-1

NO. Name	Min	FG	3P	FT	Rebounds	Fouls	TP	AS	TO	ST	Blocks	+/
13 Lorela Cubaj	F 27:43	3-10	0-0	0-0	2 3 5	4 2	6	1	3	0	2	0
45 Digna Strautmame	F 22:30	2-4	0-1	0-0	1 5 6	3 0	4	2	1	0	0	-8
20 Nerea Hermosa	C 34:54	5-13	0-0	1-2	4 5 9	0 2	11	3	0	1	1	-3
3 Sarah Bates	G 29:42	1-5	1-5	3-4	1 2 3	3 4	6	0	0	2	1	0
31 Lotta-Maj Lahtinen	G 40:00	4-12	1-4	3-4	1 2 3	2 7	12	6	5	0	0	-8
24 Eylla Love	28:08	3-6	0-0	1-3	1 4 5	5 2	7	0	3	0	1	-4
10 Elizabete Bulane	04:03	0-0	0-0	0-0	0 0 0	0 1	0	0	2	0	0	-5
15 Anyonce Carter	08:34	1-3	0-1	1-2	0 2 2	1 1	3	0	1	0	0	-2
11 Aixa Wone Aranz	04:26	0-1	0-0	2-2	1 0 1	0 1	2	0	0	0	0	-5
Team					1 4 5		0	0				
Totals		19-54	2-11	11-19	12 27 39	18 20	51	12	15	3	5 1 8	

Technical Fouls: NONE

Shooting By Period	1st FG%	2nd FG%	3rd FG%	4th FG%	FT%	GM FG%	FT%
1st FG%	3-12	25.0%					
2nd FG%	0-1	0.0%					
3rd FG%	0-2	0%					
4th FG%	3-12	25.0%					
FT%	0-0	0%					
3rd FG%	1-3	33.3%					
4th FG%	1-4	25.0%					
FT%	3-4	75%					
GM FG%	19-54	35.2%					
FT%	2-11	18.2%					
FT%	11-19	57.9%					

Dead Ball Rebounds: 7 0

	AUB	GT
Biggest lead	22 (3 rd 8:42)	2 (1 st 9:36)
Best Scoring Run	15 (2 nd 9:27)	11 (3 rd 2:19)
Lead Changes	3	
Times Tied	1	
Time with Lead	38:13	00:55

Points from	AUB	GT
Turnovers	12	7
Paint	28	32
Second Chance	4	11
Fast Breaks	4	3
Bench	8	12

Period by Period Scoring	1st	2nd	3rd	4th	TOT
AUB	19	14	11	15	59
GT	6	10	21	14	51

GAME 6 | NOV. 24 | GEORGIA TECH 65, HOFSTRA 32



Official Basketball Box Score - Final
Hofstra at Georgia Tech
11/24/21 McCamish Pavilion, Atlanta
Georgia Tech vs. Hofstra

Game Time: 12:00 P
Game Duration: 1:4
Attendance: 1,44

Officials: Dee Kontner, Erika Harrison, Ryl Jackson

Hofstra - 32

Record: 2-2

NO. Name	Min	FG	3P	FT	Rebounds	Fouls	TP	AS	TO	ST	Blocks	+/
11 Jaylen Hines	F 20:06	4-6	1-2	0-0	0 3 3	2 0	9	1	1	2	0	-14
22 Jaala Henry	F 28:17	1-5	0-0	0-0	2 3 5	0 0	2	1	1	1	0	-28
2 JaKayla Brown	G 22:17	2-8	0-3	0-4	0 2 2	3 2	6	0	2	1	0	-17
3 Sorelle Ineza	G 28:16	2-7	0-2	0-0	0 4 4	1 1	4	3	4	1	0	-17
4 Rosi Nicholson	G 25:03	1-5	0-0	0-0	1 1 2	1 1	2	1	5	0	1	-14
23 Vanerlie Valcourt	10:36	1-3	0-0	0-0	0 1 1	3 1	2	1	2	0	0	-14
24 Maniya Custis	13:11	0-3	0-2	0-0	0 0 0	0 0	1	0	4	0	0	-17
13 Zyheima Swint	17:01	0-2	0-0	0-2	1 3 4	2 2	0	0	1	0	0	-17
00 Caria Reynolds	13:49	2-6	0-0	0-0	2 2 2	3 0	4	0	1	0	1	-6
1 Selma Markisic	07:32	0-3	0-3	0-0	0 0 0	1 0	0	0	0	0	0	-11
5 Jada Peacock	13:52	1-3	1-2	0-0	0 0 0	0 0	3	0	0	1	0	-10
Team					2 1 3		0	4				
Totals		14-51	2-14	2-6	8 18 26	16 8	32	8	21	11	1 4	-33

Technical Fouls: NONE

Dead Ball Rebounds: 3 0

Georgia Tech - 65

Record: 5-1

NO. Name	Min	FG	3P	FT	Rebounds	Fouls	TP	AS	TO	ST	Blocks	+/
13 Lorela Cubaj	F 25:01	5-11	0-0	0-3	1 10 11	1 5	10	5	1	5	1	18
20 Nerea Hermosa	C 32:33	4-6	0-0	2-2	2 5 7	2 1	10	2	4	2	3	26
3 Sarah Bates	G 21:40	2-6	2-6	0-0	0 0 0	0 0	6	2	3	1	0	16
24 Eylla Love	G 33:30	3-8	2-3	0-0	4 2 6	0 1	8	2	2	1	0	30
31 Lotta-Maj Lahtinen	G 11:56	5-6	3-3	2-2	1 1 2	0 2	15	1	0	0	0	17
15 Anyonce Carter	15:37	2-5	0-2	1-2	0 1 1	1 2	5	0	3	1	0	11
45 Digna Strautmame	22:52	0-2	0-2	2-2	4 5 9	0 1	2	2	2	0	0	22
10 Elizabete Bulane	25:50	2-4	2-4	0-0	0 3 3	3 1	6	0	2	0	0	19
11 Aixa Wone Aranz	05:22	0-1	0-0	0-2	0 1 1	1 1	0	0	3	0	0	-3
33 Carmyn Harrison	05:39	1-2	0-0	1-2	0 1 0	2 3	0	0	0	1	0	9
Team					0 1 1		0	0				
Totals		24-51	9-20	8-15	12 30 42	8 16	65	14	20	11	4 1	33

Technical Fouls: NONE

Dead Ball Rebounds: 4 0

	HOF	GT
Biggest lead	0 (1 st 10:00)	33 (4 th 0:18)
Best Scoring Run	7 (3 rd 2:03)	9 (1 st 0:27)
Lead Changes	0	
Times Tied	0	
Time with Lead	00:00	39:26

Points from	HOF	GT
Turnovers	17	14
Paint	16	28
Second Chance	5	15
Fast Breaks	2	8
Bench	9	16

Period by Period Scoring	1st	2nd	3rd	4th	TOT
HOF	4	8	14	6	32
GT	18	14	20	13	65

GAME 7 | DEC. 1 | 53 PURDUE, GEORGIA TECH 52



Official Basketball Box Score - Final
Georgia Tech at Purdue
12/01/21 Mackey Arena, West Lafayette
2021-22 Women's Basketball

Game Time: 7:00 P
Game Duration: 1:5
Attendance: 1,53

Officials: Brian Hall, Josh Howell, Maggie Tienari

Georgia Tech - 52

Record: 6-2

NO. Name	Min	FG	3P	FT	Rebounds	Fouls	TP	AS	TO	ST	Blocks	+/
13 Lorela Cubaj	F 39:17	3-8	0-1	1-4	3 17 20	4 3	7	5	2	0	0	-1
45 Digna Strautmame	F 40:00	7-12	2-5	2-2	2 1 3	4 2	18	2	3	1	0	-1
20 Nerea Hermosa	C 27:22	4-8	0-0	0-0	1 5 6	4 2	8	3	3	1	1	0
3 Sarah Bates	G 40:00	1-9	1-9	2-4	1 1 2	2 7	5	1	5	1	0	-1
24 Eylla Love	G 26:43	4-11	0-0	4-8	1 1 2	4 5	12	2	1	0	1	-2
10 Elizabete Bulane	08:26	0-1	0-0	2-2	0 1 1	1 1	2	0	2	0	0	-2
11 Aixa Wone Aranz	06:38	0-0	0-0	0-0	0 0 0	1 0	0	1	1	0	0	-1
15 Anyonce Carter	10:00	0-6	0-2	0-0	4 2 6	1 0	0	0	0	0	2	-1
33 Carmyn Harrison	01:34	0-0	0-0	0-0	1 0 1	1 0	0	0	1	0	0	2
Team					1 3 4		0	0				
Totals		19-55	3-17	11-20	14 31 45	22 20	52	14	18	3	2 4	-1

Technical Fouls: NONE

Shooting By Period	1st FG%	2nd FG%	3rd FG%	4th FG%	FT%	GM FG%	FT%
1st FG%	5-12	41.7%					
2nd FG%	3-13	23.1%					
3rd FG%	1-7	14.3%					
4th FG%	1-2	50%					
3rd FG%	5-14	35.7%					
4th FG%	0-5	0.0%					
FT%	0-2	0%					
4th FG%	6-16	37.5%					
FT%	1-2	50.0%					
GM FG%	19-55	34.5%					
FT%	3-17	17.6%					
FT%	11-20	55.0%					

Dead Ball Rebounds: 6 0

Purdue - 53

Record: 6-2

NO. Name	Min	FG	3P	FT	Rebounds	Fouls	TP	AS	TO	ST	Blocks	BS	+/
24 Ra Shaya Kyle	C 18:43	2-6	0-0	4-8	1 5 6	4 5	8	1	1	0	1	1	10
5 Cassidy Hardin	G 23:51	1-1	1-1	0-0	0 1 1	5 2	3	2	0	1	0	0	4
10 Jeanae Terry	G 35:08	4-10	0-1	1-2	0 7 7	3 3	9	7	3	2	0	0	0
23 Abbey Ellis	G 31:02	2-5	0-0	1-1	0 3 3	1 4	5	1	1	0	0	0	10
33 Madison Layden	G 35:01	4-10	1-4	4-4	0 0 0	3 4	13	1	4	2	0	0	3
3 Jayla Smith	10:10	1-2	0-1	2-2	0 1 1	2 1	4	1	0	0	0	0	-7
5 Rickie Woltman	21:07	3-8	0-0	0-0	1 3 4	1 1	6	0	1	0	1	0	-9
0 Brooke Moore	19:12	1-8	0-3	3-4	1 2 3	1 2	5	0	0	0	0	0	-5
4 Mide Oriyomi	04:46	0-1	0-1	0-0	0 0 0	0 0	0	2	0	0	0	0	-1
Team					1 1 2	0			0				
Totals		18-51	2-11	15-21	4 23 27	20 22	53	13	13	6	4	2	11

GAME 9 | DEC. 9 | GEORGIA TECH 57, No. 3/2 UCONN 44



Official Basketball Box Score - Final
UConn at Georgia Tech
12/09/21 McCamish Pavilion, Atlanta
Georgia Tech vs. UConn

Game Time: 7:00 P
Game Duration: 1:58
Attendance: 4,358

Officials: Joseph Vascioli, Maj Forsberg, Billy Smith

UConn - 44		Record: 5-2												
NO. Name	Min	FG	3P	FT	Rebounds	Fouls	TP	AS	TO	ST	Blocks	BS	BA	+/-
3 Aaliyah Edwards	F 23:05	0-5	0-0	0-0	2 3 5	1 0	0	0	2	0	0	0	0	-11
14 Dorka Juhasz	F 27:02	1-5	0-0	0-1	1 4 5	1 1	2	1	0	1	0	2	-2	-
20 Olivia Nelson-Ododa	F 33:06	5-11	0-0	2-2	3 7 10	3 2	12	1	3	1	3	2	-12	-
13 Christyn Williams	G 40:00	6-19	1-6	0-0	3 3 3	0 13	3	4	0	1	3	0	-13	-
22 Evina Westbrook	G 38:19	4-10	1-4	2-4	0 2 2	5 3	11	6	3	3	0	0	-11	-
32 Caroline Ducharme	28:44	1-5	0-3	0-0	1 4 5	3 0	2	0	3	0	0	0	-11	-
42 Amari DeBerry	08:09	1-2	0-0	2-2	1 2 3	0 1	4	0	0	1	0	0	-4	-
11 Mir McLean	01:35	0-1	0-0	0-0	0 0 0	0 0	0	0	0	0	0	1	-1	-
Team					3 1 4		0	1						
Totals		18-58	2-15	6-9	11 26 37	16 7 44	11	16	6	4	8	-13		

Technical Fouls: NONE

Shooting By Period	
1st FG%	4-16 25.0%
3PT%	1-3 33.3%
FT%	0-0 0%
2nd FG%	8-14 57.1%
3PT%	0-1 0.0%
FT%	3-5 60%
3rd FG%	4-16 25.0%
3PT%	1-7 14.3%
FT%	2-2 100%
4th FG%	2-12 16.7%
3PT%	0-4 0.0%
FT%	1-2 50%
GM FG%	18-58 31.0%
3PT%	2-15 13.3%
FT%	6-9 66.7%

Dead Ball Rebounds: 4, 0

Georgia Tech - 57		Record: 7-2												
NO. Name	Min	FG	3P	FT	Rebounds	Fouls	TP	AS	TO	ST	Blocks	BS	BA	+/-
13 Lorela Cubaj	F 35:40	2-7	0-1	1-4	3 10 13	1 3	5	7	3	2	2	0	12	
45 Digna Strautmane	F 35:36	4-12	0-6	0-0	3 4 7	0 2	8	2	2	0	3	0	10	
20 Nerea Hermosa	G 40:00	6-13	0-0	1-2	1 5 6	2 2	13	3	2	1	1	1	13	
24 Eylla Love	G 31:19	4-9	1-2	1-2	0 3 3	1 1	10	0	1	0	2	2	12	
31 Lotta-Maj Lahtinen	G 37:44	4-12	2-5	5-8	1 2 3	0 6	15	3	1	2	0	2	18	
3 Sarah Bates	12:14	2-3	2-3	0-0	0 0 0	2 2	6	0	0	0	0	0	-2	
15 Ayooyce Carter	07:27	0-2	0-1	0-0	0 1 1	1 0	0	0	0	1	0	0	-2	
Team					1 3 4		0	1						
Totals		22-58	5-18	8-16	9 28 37	7 16	57	15	10	6	8	4	13	

Technical Fouls: NONE

Shooting By Period	
1st FG%	6-15 40.0%
3PT%	1-3 33.3%
FT%	0-0 0%
2nd FG%	6-17 35.3%
3PT%	3-6 50.0%
FT%	0-0 0%
3rd FG%	4-12 33.3%
3PT%	1-5 20.0%
FT%	2-6 33.3%
4th FG%	6-14 42.9%
3PT%	0-4 0.0%
FT%	6-10 60%
GM FG%	22-58 37.9%
3PT%	5-18 27.8%
FT%	8-16 50.0%

Dead Ball Rebounds: 9, 0

UConn		GT	
Biggest lead	4 (2 nd 3:07)	14 (4 th 1:39)	
Best Scoring Run	6 (2 nd 8:43)	11 (4 th 1:39)	
Lead Changes	11		
Times Tied	11		
Time with Lead	08:36	20:06	

Points from		UConn		GT	
Turnovers	6	18			
Paint	26	22			
Second Chance	2	10			
Fast Breaks	7	5			
Bench	6	6			

Period by Period Scoring					
	1st	2nd	3rd	4th	TOT
UConn	9	19	11	5	44
GT	13	15	11	18	57

GAME 10 | DEC. 12 | GEORGIA TECH 63, FURMAN 36



Official Basketball Box Score - Final
Furman at Georgia Tech
12/12/21 McCamish Pavilion, Atlanta
Georgia Tech vs. Furman

Game Time: 1:00 P
Game Duration: 1:57
Attendance: 1,57

Officials: Meadow Overstreet, Talisa Green, Nic Opp

Furman - 36		Record: 5-6												
NO. Name	Min	FG	3P	FT	Rebounds	Fouls	TP	AS	TO	ST	Blocks	BS	BA	+/-
14 Grace van Rij	F 29:27	2-3	0-0	1-2	2 4 6	0 3	5	0	0	0	1	1	-9	
15 Tierra Hodges	F 26:20	2-13	0-4	1-1	2 5 7	5 2	5	0	2	0	0	0	-14	
4 Tate Walters	G 29:18	5-11	4-7	1-2	2 5 7	5 4	15	2	2	1	0	2	-6	
13 Paraskevi Kolia	G 16:46	0-0	0-0	0-0	2 2 2	3 3	1	1	3	1	0	0	0	
35 Sydney James	G 35:57	2-12	2-9	0-0	0 5 5	1 0	6	1	5	1	0	0	-25	
42 Katie Johnson	G 10:33	0-3	0-0	0-0	1 1 1	2 0	0	0	1	1	2	18		
24 Greyson Boone	12:56	0-2	0-2	0-0	0 1 0	1 0	0	0	0	0	0	0	-15	
3 Jada Session	05:37	0-2	0-0	0-0	0 0 0	1 0	0	0	0	0	0	0	-12	
2 Janay Outten	15:52	2-4	0-0	0-0	0 1 1	1 0	4	2	2	0	0	0	-14	
21 Niveya Henley	14:37	0-2	0-1	0-0	0 1 1	0 0	0	2	1	1	0	0	-16	
10 Kennedy Grier	02:37	0-1	0-0	0-0	0 0 0	0 0	0	0	0	0	0	0	-6	
Team					3 2 5		0	1						
Totals		13-53	6-22	4-7	9 27 36	18 12 36	8	17	5	2	8	-27		

Technical Fouls: NONE

Dead Ball Rebounds: 4, 1

Georgia Tech - 63		Record: 8-2												
NO. Name	Min	FG	3P	FT	Rebounds	Fouls	TP	AS	TO	ST	Blocks	BS	BA	+/-
13 Lorela Cubaj	F 30:58	2-5	0-1	1-2	5 9 14	1 4	5	6	1	3	3	0	27	
45 Digna Strautmane	F 32:12	7-15	6-12	0-0	2 4 6	2 0	20	1	0	2	2	0	28	
20 Nerea Hermosa	C 25:28	0-2	0-0	1-2	1 3 4	0 2	1	0	2	0	2	0	16	
24 Eylla Love	G 13:08	3-8	0-2	0-0	1 0 1	4 0	6	1	3	0	0	0	2	
31 Lotta-Maj Lahtinen	G 13:35	1-5	0-3	0-3	0 2 2	2 4	2	2	0	0	1	0	12	
3 Sarah Bates	25:38	4-9	4-8	0-0	1 4 5	0 1	12	3	0	1	0	0	16	
15 Ayooyce Carter	25:16	4-12	0-4	6-9	3 3 6	0 5	14	1	1	2	0	1	13	
10 Elizabete Bulane	19:57	1-4	1-3	0-0	0 1 1	0 1	3	3	1	2	0	0	15	
11 Aka Wone Aranz	06:52	0-1	0-0	0 1 1	2 1 0	0 0	1	2	0	0	1	4		
33 Carmyn Harrison	06:55	0-0	0-0	0 2 1	1 0 1	2 1	0	0	1	0	0	0	2	
Team					2 2 4		0	1						
Totals		22-61	11-33	8-18	17 29 46	12 18	63	18	12	10	8	2	27	

Technical Fouls: NONE

Dead Ball Rebounds: 4, 1

FUR		GT	
Biggest lead	6 (1 st 8:09)	30 (4 th 9:18)	
Best Scoring Run	11 (4 th 4:23)	15 (4 th 9:18)	
Lead Changes	3		
Times Tied	3		
Time with Lead	04:55	30:59	

Points from		FUR		GT	
Turnovers	10	18			
Paint	8	22			
Second Chance	6	11			
Fast Breaks	5	12			
Bench	4	29			

Period by Period Scoring					
	1st	2nd	3rd	4th	TOT
FUR	8	12	5	11	36
GT	13	16	23	11	63

GAME 11 | DEC. 19 | GEORGIA TECH 62, WAKE FOREST 45



Official Basketball Box Score - Final
Belmont at Georgia Tech
11/14/21 McCamish Pavilion, Atlanta
Georgia Tech vs. Belmont

Game Time: 2:00 P
Game Duration: 1:48
Attendance: 1,50

Officials: Eric Brewton, Katie Lukanich, Brandon Enterlin

Belmont - 45		Record: 2-1												
NO. Name	Min	FG	3P	FT	Rebounds	Fouls	TP	AS	TO	ST	Blocks	BS	BA	+/-
3 Madison Bartley	F 28:42	3-9	0-1	2-3	2 3 5	3 2	8	0	3	2	0	2	-9	
20 Conley Chinn	F 33:29	0-7	0-6	0-0	1 3 4	1 1	0	0	2	2	0	0	-11	
0 Tuti Jones	G 36:58	5-13	2-5	0-2	4 4 6	4 1	12	4	2	1	0	0	-8	
11 Deshauna Wells	G 35:24	6-19	3-7	3-3	2 3 5	2 4	18	3	4	0	2	0	-10	
14 Jamilyn Kinney	G 31:34	1-3	1-1	0-0	1 4 5	2 2	3	1	1	1	0	0	-6	
21 Blair Schoenwald	07:41	1-2	0-1	0-0	0 1 0	0 0	2	0	0	0	0	0	-2	
22 Tessa Miller	12:47	1-1	0-0	0-0	2 2 2	3 0	2	0	0	0	0	0	-3	
12 Nikki Baird	01:59	0-0	0-0	0-0	0 0 0	0 0	1	0	0	0	0	0	0	
12 Klynn McGuff	09:02	0-1	0-0	0-0	0 2 2	2 0	0	1	0	0	0	1	-12	
34 Cam Browning	02:24	0-1	0-0	0-0	1 0 1	0 0	0	1	0	0	0	0	-4	
Team					1 0 1		0	1						
Totals		17-56	6-21	5-8	10 22 32	17 11	45	9	14	6	0	5	-13	

Technical Fouls: NONE

Dead Ball Rebounds: 3, 1

Georgia Tech - 58		Record: 3-0												
NO.	Name	Min	FG M-A	3P M-A	FT M-A	Rebounds OR TR TOT	Fouls PF FF	TP	AS	TO	ST	Blocks BS BA	+/-	
13	Lorela Cubaj	F 35:44	5-13	0-0	5-6	3 11 14	1 5	15	4	1	2	3	8	
20	Nerea Hermosa	C 28:20	3-6	0-0	0-0	4 4 8	1 2	6	2	4	0	1	0	
00	Loyal McQueen	G 25:16	1-7	0-4	0-0	0 2 2	1 0	2	2	0	0	0	2	
24	Eylla Love	G 27:02	2-5	1-3	4	2 3 5	3 3 8	8	0	2	0	1	6	
31	Lotta-Maj Lahtinen	G 35:10	6-13	3-4	4	4 3 7	1 3	17	7	3	2	0	9	
45	Digna Strautmane	18:01	1-2	1-2	0	0 2 2	3 1 3	1	2	1	0	0	11	
3	Sarah Bates	13:19	0-4	0-0	0-0	1 1 0	0 0 0	0	0	0	0	0	14	
10	Elizabete Bulane	17:08	3-6	1-2	0-2	0 1 1	1 3 7	0	0	0	2	0	15	
Team						0 1 1		0	0					
Totals			21-56	4-16	12-16	13 28 41	11 17	58	16	12	7	5	0	13
Technical Fouls: NONE														

GAME 13 | JAN. 2 | No. 3 LOUISVILLE 50, GEORGIA TECH 48



Official Basketball Box Score - Final
Louisville at Georgia Tech
01/02/22 McCamish Pavilion, Atlanta, GA
Georgia Tech vs. Louisville

Game Time: 12:00 P
Game Duration: 1:51
Attendance: 1,391

Officials: Joseph Vaszily, Karen Praelto, Fatou Ocasio-Stephen

Louisville - 50

Record: 12-1 (2-0)

NO. Name	Min	FG	3P	FT	Rebounds	Fouls	TP	AS	TO	ST	Blocks	BS	BA	+
		M-A <td>M-A<td>M-A<td>CR OR TOT<td>FF P F<td><td><td><td><td><td><td><td></td></td></td></td></td></td></td></td></td></td></td></td>	M-A <td>M-A<td>CR OR TOT<td>FF P F<td><td><td><td><td><td><td><td></td></td></td></td></td></td></td></td></td></td></td>	M-A <td>CR OR TOT<td>FF P F<td><td><td><td><td><td><td><td></td></td></td></td></td></td></td></td></td></td>	CR OR TOT <td>FF P F<td><td><td><td><td><td><td><td></td></td></td></td></td></td></td></td></td>	FF P F <td><td><td><td><td><td><td><td></td></td></td></td></td></td></td></td>	<td><td><td><td><td><td><td></td></td></td></td></td></td></td>	<td><td><td><td><td><td></td></td></td></td></td></td>	<td><td><td><td><td></td></td></td></td></td>	<td><td><td><td></td></td></td></td>	<td><td><td></td></td></td>	<td><td></td></td>	<td></td>	
44 Olivia Cochran	F 33:28	2-8	0-0	3-8	6 7 13	2 4	7	1	2	1	3	0	1	0
10 Haley Van Lith	G 28:59	2-10	0-1	3-6	1 3 4	1 4	7	1	3	3	0	1	2	0
14 Kianna Smith	G 28:30	2-6	2-4	0-0	2 4 6	3 2	6	3	2	1	1	0	1	0
21 Emily Engstler	G 22:20	6-12	2-3	0-0	2 2 4	4 0	14	1	1	2	0	0	10	0
23 Chelsea Hall	G 32:34	3-6	0-2	1-2	1 3 4	1 4	7	1	1	2	0	0	0	3
22 Liz Dixon	11:10	0-0	0-0	0-0	2 2 2	1 0	0	0	1	0	1	0	0	-10
2 Ahlana Smith	12:00	1-4	1-4	0-0	0 0 0	4 3	3	0	1	0	1	0	0	-12
11 Norika Konno	07:58	0-0	0-0	0-0	0 0 0	0 0	0	0	1	0	0	0	0	-9
5 Mykasa Robinson	12:42	1-2	0-0	0-0	0 1 1	1 1	2	3	0	0	0	0	0	-10
12 Payton Verhulst	10:19	2-4	0-2	0-0	0 0 0	0 0	4	0	1	1	0	0	0	8
Team					0 2 2	0	0	1						
Totals		19-52	5-16	7-16	12 24 36	18 15	50	9	17	10	6	1	2	

Technical Fouls: Coach 3 1st 5:02

Shooting By Period	1 st	2 nd	3 rd	4 th	FT
1 st FG%	31.1	12	8.3%		
3PT%	0-3	0.0%			
FT%	1-4	25%			
2 nd FG%	7-16	43.8%			
3PT%	2-6	33.3%			
FT%	1-6	16.7%			
3 rd FG%	3-11	27.3%			
3PT%	1-4	25.0%			
FT%	0-0	0%			
4 th FG%	8-13	61.5%			
3PT%	2-3	66.7%			
FT%	5-6	83.3%			
GM FG%	19-52	36.5%			
3PT%	5-16	31.3%			
FT%	7-16	43.8%			

Dead Ball Rebounds: 4 0

Georgia Tech - 48

Record: 10-3 (1-1)

NO. Name	Min	FG M-A	3P M-A	FT M-A	Rebounds OR TR TOT	Fouls PF F	TP AS TO	ST	Blocks BS BA	+/-
13 Lorela Cubaj	F 39:17	5-8	1-1	1-2	1 15 16	2 6	12 5 2	1 0	1 0	1
45 Digna Strautmane	F 37:07	4-10	4-6	1-2	0 3 3	2 2 13	1 2 1 0	1 0	1 -4	
20 Nerea Hermosa	C 39:30	3-7	0-0	2-2	2 2 4	2 8	1 3 1 0	1 0	0 -2	
24 Eylla Love	G 26:52	1-10	1-3	0-2	3 1 4	5 1	3 3 1 0	1 4	0 13	
31 Lotta-Maj Lahtinen	G 38:53	2-9	2-6	4-6	0 1 1	4 4	10 3 1 0	1 -2		
15 Ayoyonce Carter	17:38	0-2	0-1	2-4	1 2 3	0 2	2 1 0 0	1 0	0 -13	
33 Carmyn Harrison	00:43	0-0	0-0	0-0	0 0 0	0 0	0 0 0 0	0 0	0 -3	
Team					2 1 3		0 1			
Totals		15-46	8-17	10-18	9 25 34	15 17	48 12 22	6 1 6	-2	

Technical Fouls: NONE

Shooting By Period	1 st	2 nd	3 rd	4 th	FT
1 st FG%	31.1	27.3%			
3PT%	3-5	60.0%			
FT%	2-2	100%			
2 nd FG%	3-9	33.3%			
3PT%	1-4	25.0%			
FT%	2-4	50%			
3 rd FG%	3-15	20.0%			
3PT%	1-3	33.3%			
FT%	5-10	50%			
4 th FG%	6-11	54.5%			
3PT%	3-5	60.0%			
FT%	1-2	50%			
GM FG%	15-46	32.6%			
3PT%	8-17	47.1%			
FT%	10-18	55.6%			

Dead Ball Rebounds: 6 1

Biggest lead	LOU	GT
Best Scoring Run	3 (3 rd 9:34)	11 (2 nd 9:01)
Lead Changes	8 (3 rd 9:34)	8 (2 nd 9:01)
Times Tied	4	4
Time with Lead	01:17	33:33

Points from	LOU	GT
Turnovers	15	17
Paint	20	8
Second Chance	6	9
Fast Breaks	6	0
Bench	9	2

Period by Period Scoring	1 st	2 nd	3 rd	4 th	TOT
LOU	3	17	7	23	50
GT	11	9	12	16	48

GAME 14 | JAN. 9 | GEORGIA TECH vs. VIRGINIA



Official Basketball Box Score - Final
Virginia at Georgia Tech
01/09/22 McCamish Pavilion, Atlanta
Georgia Tech vs. Virginia

Game Time: 4:00 P
Game Duration: 1:34
Attendance: 1,34

Officials: Rod Creech, N. Cappel, Ashlee Good

Virginia - 31

Record: 3-9 (0-2)

NO. Name		Min	FG	3P	FT	Rebounds	Fouls	TP	AS	TO	ST	Blocks	BS	BA	+		
						OR	DR	FF									
12 Meg Jefferson	F	26:37	3-6	0-0	0-0	2	3	5	2	6	0	2	0	0	0	-19	
34 London Clarkson	F	26:28	2-5	0-0	0-0	0	3	3	4	0	4	2	4	0	1	1	-24
1 Carole Miller	G	29:51	2-9	1-1	3-4	0	2	2	0	4	8	1	1	1	0	1	-30
14 Kaydan Lawson	G	33:03	1-9	0-4	0-0	0	4	4	4	1	2	1	4	1	1	0	-35
23 Amardine Tol	G	38:03	2-10	2-4	2-2	0	1	1	3	2	8	3	3	0	1	2	-31
3 Kalliah Pitts		17:58	0-3	0-1	0-0	2	1	3	1	0	0	0	0	0	0	2	-9
13 Deja Bristol		07:42	0-1	0-0	0-0	0	1	1	0	0	0	0	0	0	0	0	-5
44 McKenna Dale		19:11	1-5	1-3	0-0	2	3	5	0	3	1	0	1	0	0	0	-25
15 Annaleise Griffin		01:07	0-0	0-0	0-0	0	0	0	0	0	0	0	0	0	0	0	-2
Team						3	2	5		0	3						
Totals			11-48	4-13	5-6	9	20	29	14	7	31	8	18	3	3	6	-36

Technical Fouls: NONE

Shooting By Period	1 st	2 nd	3 rd	4 th	FT
1 st FG%	5-17	29.4%			
3PT%	1-3	33.3%			
FT%	2-2	100%			
2 nd FG%	2-11	18.2%			
3PT%	1-2	50.0%			
FT%	1-2	50%			
3 rd FG%	2-10	20.0%			
3PT%	1-4	25.0%			
FT%	0-0	0%			
4 th FG%	2-10	20.0%			
3PT%	1-4	25.0%			
FT%	2-2	100%			
GM FG%	11-48	22.9%			
3PT%	4-13	30.8%			
FT%	5-6	83.3%			

Dead Ball Rebounds: 0 0

Georgia Tech - 67

Record: 11-3 (2-1)

NO. Name		Min	FG	3P	FT	Rebounds	Fouls	TP	AS	TO	ST	Blocks	BS	BA	+		
13 Lorela Cubaj	F	29:42	6-15	1-1	4-5	2	9	11	1	3	17	4	1	1	2	27	
45 Digna Strautmane	F	34:24	1-7	1-7	0-0	2	5	7	1	0	3	2	1	1	3	31	
20 Nerea Hermosa	C	33:11	8-14	0-0	4-4	3	4	7	1	2	20	1	2	0	1	32	
24 Eylla Love	G	31:21	2-7	2-3	3-6	3	6	9	3	4	9	5	4	3	0	21	
31 Lotta-Maj Lahtinen	F	27:06	3-8	0-3	0-0	1	1	2	1	2	6	1	0	3	0	25	
15 Ayoyonce Carter		21:31	3-5	0-0	3-4	3	1	4	0	3	9	2	0	2	0	19	
3 Sarah Bates		22:45	1-3	1-3	0-0	0	1	1	0	0	3	1	0	0	0	25	
Team						0	2	2			0	1					
Totals			24-59	5-17	14-17	14	29	43	7	14	67	16	9	10	6	3	36

Technical Fouls: NONE

Shooting By Period	1 st	2 nd	3 rd	4 th	FT
1 st FG%	6-19	31.6%			
3PT%	1-5	20.0%			
FT%	1-2	50%			
2 nd FG%	4-18	22.2%			
3PT%	2-10	20.0%			
FT%	2-2	100%			
3 rd FG%	9-14	64.3%			
3PT%	2-2	100.0%			
FT%	3-3	100%			
4 th FG%	5-8	62.5%			
3PT%	0-0	0.0%			
FT%	8-10	80%			
GM FG%	24-59	40.7%			
3PT%	5-17	29.4%			
FT%	14-17	82.4%			

Dead Ball Rebounds: 4 0

Biggest lead	UVA	GT
Best Scoring Run	2 (2 nd 7:42)	37 (4 th 4:10)
Lead Changes	5 (1 st 1:31)	21 (4 th 8:35)
Times Tied	2	2
Time with Lead	00:30	38:25

Points from	UVA	GT
Turnovers	3	14
Paint	6	28
Second Chance	2	11
Fast Breaks	1	2
Bench	3	12

Period by Period Scoring	1 st	2 nd	3 rd	4 th	TOT
UVA	13	6	5	7	31
GT	14	12	23	18	67

GAME 15 | JAN. 11 | GEORGIA TECH 63, PITT 52



Official Basketball Box Score - Final
Georgia Tech at Pitt
01/11/22 Petersen Events Center, Pittsburgh, PA
2021-22 Women's Basketball

Game Time: 6:00 P
Game Duration: 1:41
Attendance: 1,39

Officials: Mark Berger, Jennifer Rezac, Daryl Humphrey

Georgia Tech - 63

Record: 12-3 (3-1)

NO. Name	Min	FG	3P	FT	Rebounds	Fouls	TP	AS	TO	ST	Blocks	BS	BA			
		M-A	M-A	M-A	OR DR	PF FO										
13 Lorela Cubaj	F 29:06	6-12	0-1	0-0	3	4	7	2	2	12	0	6	1	2	0	23
45 Digna Strautmane	F 28:46	4-8	4-6	4-4	1	0	1	2	2	16	3	0	1	1	0	21
20 Nerea Hermosa	C 23:19	1-4	0-0	2-2	2	4	6	1	2	4	1	0	1	0	0	16
24 Eylla Love	G 29:33	3-7	0-1	2-2	1	5	6	1	2	8	2	3	1	0	0	11
31 Lotta-Maj Lahtinen	G 30:33	6-11	4-8	1-2	0	0	0	3	4	17	2	2	2	0	0	-5
3 Sarah Bates	24:17	1-4	1-4	0-0	1	0	1	1	3	3	2	0	0	0	0	-5
15 Ayoyonce Carter	10:06	0-4	0-1	3-4	1	5	6	1	2	3	0	0	0	0	0	-9
11 Alxa Wone Aranz	12:10	0-1	0-0	0-0	0	1	1	3	0	0	1	1	1	0	0	8
10 Elizabete Bulane	03:10	0-0	0-0	0-0	0	0	0	0	0	0	0	1	0	0	0	-5
Team					1	1	2			0	1					
Totals		21-51	9-21	12-14	10	20	30	14	17	63	14	14	7	4	2	11



HEAD COACH NELL FORTNER

3rd Season • Texas '82

Nell Fortner was named the sixth head coach of Georgia Tech women's basketball on April 9, 2019. One of the most successful coaches in women's basketball history, Fortner has compiled a 358-211 (.621) record as a head coach at the collegiate, professional and international levels. She has led teams to Big Ten (Purdue – 1997) and Southeastern Conference (Auburn – 2009) championships and, perhaps most notably, coached the United States national team to three international titles from 1997-2000, including the gold medal at the 2000 Summer Olympics in Sydney, Australia. Fortner is the winningest coach in the history of the USA women's basketball national team, having compiled a 101-14 (.878) record. In addition to the 2000 Olympics championship, she also led the team to the gold medal at the 1998 World Championship in Berlin, Germany and the 1998 William Jones Cup in Taipei, Taiwan. At the collegiate level, Fortner has 11 seasons of experience as a head coach – one at Purdue (1996-97), eight at Auburn (2004-12) and two at Georgia Tech (2019-21) – and has compiled a 215-141 (.587) overall record in the college ranks.

THE FORTNER FILE

PERSONAL

Education Texas, 1982 (Physical Education);
Stephen F. Austin, 1987 (Master's of Education)

COACHING EXPERIENCE

1983-86 Head Coach, Killen (Texas) H.S.
1986-87 Graduate Assistant, Stephen F. Austin
1987-90 Assistant Coach, Stephen F. Austin
1990-95 Assistant Coach, Louisiana Tech
1995-96 Assistant Coach, U.S. National Team
1996-97 Head Coach, Purdue
1997-2000 Head Coach, U.S. National Team
2000-03 Head Coach/General Manager, Indiana Fever
2004-12 Head Coach, Auburn
2019-Present Head Coach, Georgia Tech

COLLEGE COACHING RECORD

SEASON	SCHOOL	RECORD	ACC FINISH	POSTSEASON
1987-88	Stephen F. Austin	29-5	--	NCAA Tourn. 2nd rd.
1988-89	Stephen F. Austin	30-4	--	NCAA Tourn. 2nd rd.
1989-90	Stephen F. Austin	28-3	--	NCAA Tourn. 2nd rd.
1990-91	Louisiana Tech	18-12	--	NCAA Tourn. 1st rd.
1991-92	Louisiana Tech	20-10	--	NCAA Tourn. 1st rd.
1992-93	Louisiana Tech	26-6	--	NCAA Tourn. Elite 8
1993-94	Louisiana Tech	31-4	--	NCAA Tourn. Runners-Up
1994-95	Louisiana Tech	28-5	--	NCAA Tourn. Sweet 16
1996-97	Purdue	17-11	--	NCAA Tourn. 2nd rd.
2004-05	Auburn	16-13	--	
2005-06	Auburn	14-15	--	
2006-07	Auburn	21-13	--	WNIT Quarterfinals
2007-08	Auburn	20-12	--	NCAA Tournament
2008-09	Auburn	30-4	--	NCAA Tourn. 2nd rd.
2009-10	Auburn	15-16	--	
2010-11	Auburn	16-16	--	WNIT 2nd rd.
2011-12	Auburn	13-17	--	
2019-20	Georgia Tech	20-11	7th	Canceled due to Covid
2020-21	Georgia Tech	17-9	3rd	NCAA Tourn.
2020-21	Georgia Tech	16-4		

Bold = Head Coach

HEAD COACH (11 SEASONS) 215-141 (.591)
ASSISTANT COACH (8 SEASONS) 210-49 (.811)
19 OVERALL SEASONS 425-190 (.689)

Stephen F. Austin (3 seasons) 87-12 (.879)
 Louisiana Tech (5 seasons) 123-37 (.769)
 Purdue (1 season) 17-11 (.607)
 Auburn (8 seasons) 145-106 (.578)
 Georgia Tech (3 seasons) 53-24 (.645)

FORTNER PROFESSIONAL COACHING

PROFESSIONAL COACHING EXPERIENCE

SEASON	TEAM	RECORD
1997-2000	USA Basketball	101-14
2001	Indiana Fever	10-22
2002	Indiana Fever	16-16
2003	Indiana Fever	16-18

Overall with U.S. national team 101-14 (.878)
Overall with Indiana Fever 42-56 (.429)

USA WOMEN'S BASKETBALL TOURNAMENT MEDALS

Tournament	Record	Place
2000 Olympic Games	8-0	Gold
1999 Pan American Games	4-3	Bronze
1998 FIBA World Championship	9-0	Gold
1998 R. William Jones Cup	5-0	Gold

FORTNER HEAD COACHING EXPERIENCE

1996-97	Purdue (17-11, 12-4 Big Ten - Big Ten regular-season champion, NCAA Tournament)
1997-2000	U.S. National Team (101-14)
2001	Indiana Fever (10-22)
2002	Indiana Fever (16-16)
2003	Indiana Fever (16-18)
2004-05	Auburn (16-13, 6-8 SEC)
2005-06	Auburn (14-15, 4-10 SEC)
2006-07	Auburn (21-13, 6-8 SEC)
2007-08	Auburn (20-12, 7-7 SEC - NCAA Tournament)
2008-09	Auburn (30-4, 12-2 SEC - SEC regular-season champion, NCAA Tournament)
2009-10	Auburn (15-16, 5-11 SEC)
2010-11	Auburn (16-16, 8-8 SEC - WNIT)
2011-12	Auburn (13-17, 5-11 SEC - WNIT)
2019-20	Georgia Tech (20-11, 10-8 ACC)
2020-21	Georgia Tech (17-9, 12-6 ACC - NCAA Tournament Sweet 16)
2020-21	Georgia Tech (16-4)

Overall at Purdue 17-11 (.607)
Overall with U.S. national team 101-14 (.878)
Overall with Indiana Fever 42-56 (.429)
Overall at Auburn 145-106 (.578)
Overall as a college head coach 215-141 (.591)
Overall as a head coach 358-211 (.621)



SARAH BATES

#3

Redshirt-Senior • 5'9" • Guard • Fresno, Calif. • Kansas State • Major: Business Administration (concentration: management)

THE BATES FILE

Hit two three-pointers in home-opener against Kennesaw State (11/11) and finished with eight points...Earned first start of the season at ETSU (11/17) and added six points on two made three-pointers...Added six points, two assists and a steal in the win over Hofstra (11/24)...Played the full 40 minutes at Purdue (12/1) in the Big Ten/ACC Challenge...Hit two clutch free throws at Georgia (12/5), the second returning the final lead to Georgia Tech...Drained two three-pointers late in the second quarter to erase a small deficit against No. 3/2 UConn (12/9)...Posted first double-figure scoring outing against Furman (12/12), hitting four three-pointers in the process to finish with 12 points...Hit a three-pointer against Wake Forest (12/19) to open ACC play...Returned to the floor against Virginia (1/9) after an injury sidelined her and hit a three-pointer in the win...Hit a three-pointer at the 6:43 mark of the third quarter to bring the Jackets back within one point against Florida State (1/13)...Hit three field goals, including a three-pointer, against North Carolina (1/23) to finish with seven points in the win.

KEY SEASON AVERAGES

Points **4.3** Rebounds **1.3** Assists **1.0**

CAREER & SEASON HIGHS

Points

Season: 12 vs. Furman (12/12/21)

Career: 25, 2x, last at UC Davis (1/27/18) *

Field Goals

Season: 4 vs. Furman (12/12/21)

Career: 9 at UC Davis (1/27/18) *

Field Goals Attempted

Season: 10 vs. Kennesaw State (11/11/21)

Career: 17 at UC Davis (1/27/18) *

3- Point Field Goals

Season: 4 vs. Furman (12/12/21)

Career: 7 at UC Davis (1/27/18) *

3- Point Field Goals Attempted

Season: 9 at Purdue (12/1/21)

Career: 12 at UC Davis (1/27/18) *

Free Throws

Season: 3 vs. Auburn (11/21/21)

Career: 12 at Northern Arizona (11/10/17) *

Free Throws Attempted

Season: 4, 2x, last at Purdue (12/1/21)

Career: 16 at Northern Arizona (11/10/17) *

Rebounds

Season: 5 vs. Furman (12/12/21)

Career: 7 vs. San Diego State (12/22/17) *

Assists

Season: 3 vs. Furman (12/12/21)

Career: 6 vs. Hawai'i (2/3/18) *

Steals

Season: 2, 2x, last vs. Florida State (1/13/22)

Career: 3 vs. CSUN (1/31/18) *

Blocks

Season: 1, 2x, last vs. Auburn (11/21/21)

Career: 1, 3x, last at Hawai'i (3/1/18) *

Turnovers

Season: 5 at Purdue (12/1/21)

Career: 5, 2x, last at Cal Poly (2/21/18) *

Minutes

Season: 40 at Purdue (12/1/21)

Career: 40, 3x, last at Purdue (12/1/21) *

Miscellaneous

	Career	21-22
Double-Doubles:	-	-
Double Figure Points:	3	1
Double Figure Rebounds:	-	-
Led Team In Points/Rebs:	-	-
20+ Points:	-	-

* Career-high set at UC Santa Barbara

2021-22 GAME-BY-GAME

#3 BATES, Sarah

				Total		3-Pointers		Free throws		Rebounds											
Opponent	Date	GS	MIN	FG-FGA	PCT	3FG-3FGA	PCT	FT-FTA	PCT	OFF	DEF	TOT	AVG	PF	A	TO	BLK	STL	PTS	AVG	
at Central Mich.	11/09/2021		21:42	0-3	.000	0-3	.000	0-0	.000	0	1	1	1.0	1	2	0	0	0	0	0.0	
Kennesaw St.	11/11/2021		17:56	3-10	.300	2-7	.286	0-0	.000	0	1	1	1.0	1	2	1	1	0	8	4.0	
Belmont	11/14/2021		13:19	0-4	.000	0-4	.000	0-0	.000	0	1	1	1.0	0	0	0	0	0	0	2.7	
at ETSU	11/17/2021	*	27:39	2-4	.500	2-4	.500	0-0	.000	0	2	2	1.3	2	2	0	0	1	6	3.5	
Auburn	11/21/2021	*	29:42	1-5	.200	1-5	.200	3-4	.750	1	2	3	1.6	3	0	0	1	2	6	4.0	
Hofstra	11/24/2021	*	21:40	2-6	.333	2-6	.333	0-0	.000	0	0	0	1.3	0	2	3	0	1	6	4.3	
at Purdue	12/01/2021	*	40:00	1-9	.111	1-9	.111	2-4	.500	1	1	2	1.4	2	1	5	0	1	5	4.4	
at Georgia	12/05/2021		16:50	2-4	.500	2-4	.500	0-0	.000	0	0	0	1.3	1	0	1	0	0	6	4.6	
UConn	12/09/2021		12:14	2-3	.667	2-3	.667	0-0	.000	0	0	0	1.1	2	0	0	0	0	6	4.8	
Furman	12/12/2021		25:38	4-9	.444	4-8	.500	0-0	.000	1	4	5	1.5	0	3	0	0	1	12	5.5	
Wake Forest	12/19/2021		14:54	1-4	.250	1-3	.333	0-0	.000	0	0	0	1.4	1	1	0	0	0	3	5.3	
Boston U.	12/21/2021		22:21	2-9	.222	1-8	.125	0-0	.000	1	2	3	1.5	0	0	1	0	0	5	5.3	
Virginia	01/09/2022		22:45	1-3	.333	1-3	.333	0-0	.000	0	1	1	1.5	0	1	0	0	0	3	5.1	
at Pittsburgh	01/11/2022		24:17	1-4	.250	1-4	.250	0-0	.000	1	0	1	1.4	1	2	0	0	0	3	4.9	
Florida St.	01/13/2022		14:57	1-5	.200	1-4	.250	0-0	.000	1	0	1	1.4	0	0	1	0	2	3	4.8	
at Miami (FL)	01/16/2022		16:24	0-1	.000	0-1	.000	0-0	.000	0	0	0	1.3	1	2	0	0	0	0	4.5	
at Syracuse	01/20/2022		17:06	0-2	.000	0-2	.000	0-0	.000	1	2	3	1.4	1	1	1	0	0	0	4.2	
North Carolina	01/23/2022		19:28	3-6	.500	1-4	.250	0-0	.000	0	0	0	1.3	0	0	0	0	0	7	4.4	
Boston College	01/27/2022		08:24	1-1	1.000	1-1	1.000	0-0	.000	1	0	1	1.3	1	0	0	0	0	3	4.3	
Totals		4	387:15	27-92	.293	23-83	.277	5-8	.625	8	17	25	1.3	17	19	13	2	8	82	4.3	

Player Averages

Games Played	Minutes/ game	Points/ game	FG Pct	3FG Pct	FT Pct	Rebounds/ game	Assists/ game	Turnovers/ game	Assist/Turnover ratio	Steals/ game	Blocks/ game
19	20.4	4.3	29.3	27.7	62.5	1.3	1.0	0.7	1.5	0.4	0.1

BATES CAREER STATISTICS

BATES, Sarah

Field Goals																3-Point				FT-Throws				Rebounds				Scoring			
SEASON	TEAM	GP-GS	MIN/AVG	FG-FGA	FG%	3FG-3FGA	3FG%	FT-FTA	FT%	OFF	DEF	TOT	AVG	PF-FO	A	TO	BLK	STL	PTS	AVG											
2017-18	UCSB	29-25	841/29.0	100-235	.426	61-148	.412	56-79	.709	14	55	69	2.4	50-1	82	66	3	17	317	10.9											
2019-20	GaTech	17-0	82/4.8	6-24	.250	3-16	.188	3-5	.600	0	6	6	0.4	6-0	3	5	0	3	18	1.1											
2020-21	GaTech	11-11	325/29.5	25-73	.342	24-69	.348	2-2	1.000	0	21	21	1.9	12-0	13	3	1	4	76	6.9											
2021-22	GaTech	19-4	387/20.4	27-92	.293	23-83	.277	5-8	.625	8	17	25	1.3	17-0	19	13	2	8	82	4.3											
TOTAL FOR GaTech		47-15	794/16.9	58-189	.307	50-168	.298	10-15	.667	8	44	52	1.1	35-0	35	21	3	15	176	3.7											
TOTAL		76-40	1635/21.5	158-424	.373	111-316	.351	66-94	.702	22	99	121	1.6	85-1	117	87	6	32	493	6.5											



ELIZABETE BULANE

#10

Freshman • 5'7" • Guard • Adazi, Latvia • Riga Commerical School • Major: Business Administration

THE BULANE FILE

Made collegiate debut in season-opener at Central Michigan (11/9), hitting a field goal and pulling down a rebound...Went 2-for-2 from three-point range in home-opener against Kennesaw State (11/11) to finish with six points...Provided a spark off the bench against Belmont (11/14) to finish with seven points, two steals and a rebound...Went 2-for-4 from three-point range to finish with six points against Hofstra (11/24)...Took the floor for 15 minutes against Wake Forest (12/19) and finished with two points, two rebounds, two assists and a steal...Scored a season-high nine points against Boston University (12/21), hitting three field goals and two free throws...Hit a three-pointer and finished with four points against Boston College (1/27), while dishing out three assists.

KEY SEASON AVERAGES

Points Rebounds Assists
2.6 **0.9** **0.8**

CAREER & SEASON HIGHS

Points

Career: 9 vs. Boston U. (12/21/21)

Field Goals

Career: 3, 2x, last vs. Boston U. (12/21/21)

Field Goals Attempted

Career: 9 vs. Boston U. (12/21/21)

3- Point Field Goals

Career: 2, 2x, last vs. Hofstra (11/24/21)

3- Point Field Goals Attempted

Career: 5 vs. Boston U. (12/21/21)

Free Throws

Career: 2, 2x, last vs. Boston U. (12/21/21)

Free Throws Attempted

Career: 2, 5x, last vs. Boston College (1/27/22)

Rebounds

Career: 3 vs. Hofstra (11/24/21)

Assists

Career: 3, 3x, last vs. Boston College (1/27/22)

Steals

Career: 2, 3x, last vs. Boston U. (12/21/21)

Blocks

Career:

Turnovers

Career: 3 at ETSU (11/17/21)

Minutes

Career: 26 vs. Boston U. (12/21/21)

Miscellaneous

	Career	21-22
Double-Doubles:	-	-
Double Figure Points:	-	-
Double Figure Rebounds:	-	-
Led Team In Points/Rebs:	-	-
20+ Points:	-	-

2021-22 GAME-BY-GAME

#10 BULANE, Elizabete

Opponent	Date	GS	MIN	Total		3-Pointers		Free throws		Rebounds				PF	A	TO	BLK	STL	PTS	AVG
				FG-FGA	PCT	3FG-3FGA	PCT	FT-FTA	PCT	OFF	DEF	TOT	AVG							
at Central Mich.	11/09/2021		12:34	1-3	.333	0-0	.000	0-0	.000	0	1	1	1.0	0	0	1	0	0	2	2.0
Kennesaw St.	11/11/2021		12:42	2-2	1.000	2-2	1.000	0-0	.000	0	1	1	1.0	0	1	2	0	1	6	4.0
Belmont	11/14/2021		17:08	3-6	.500	1-2	.500	0-2	.000	0	1	1	1.0	1	0	0	0	2	7	5.0
at ETSU	11/17/2021		11:58	0-3	.000	0-3	.000	0-0	.000	0	1	1	1.0	0	0	3	0	0	0	3.8
Auburn	11/21/2021		04:03	0-0	.000	0-0	.000	0-2	.000	0	0	0	0.8	0	0	2	0	0	0	3.0
Hofstra	11/24/2021		25:50	2-4	.500	2-4	.500	0-0	.000	0	3	3	1.2	3	0	2	0	0	6	3.5
at Purdue	12/01/2021		08:26	0-1	.000	0-0	.000	2-2	1.000	0	1	1	1.1	1	0	2	0	0	2	3.3
at Georgia	12/05/2021		06:34	0-1	.000	0-0	.000	0-0	.000	0	0	0	1.0	0	0	2	0	0	0	2.9
Furman	12/12/2021		19:57	1-4	.250	1-3	.333	0-0	.000	0	1	1	1.0	0	3	1	0	2	3	2.9
Wake Forest	12/19/2021		15:52	1-3	.333	0-2	.000	0-0	.000	1	1	2	1.1	1	2	0	0	1	2	2.8
Boston U.	12/21/2021		26:24	3-9	.333	1-5	.200	2-2	1.000	0	1	1	1.1	1	3	0	0	2	9	3.4
at Pittsburgh	01/11/2022		03:10	0-0	.000	0-0	.000	0-0	.000	0	0	0	1.0	0	0	1	0	0	0	3.1
Florida St.	01/13/2022		03:36	0-0	.000	0-0	.000	0-0	.000	0	1	1	1.0	0	0	0	0	0	0	2.8
at Syracuse	01/20/2022		02:44	0-0	.000	0-0	.000	0-0	.000	0	0	0	0.9	0	0	0	0	0	0	2.6
North Carolina	01/23/2022		01:55	0-1	.000	0-1	.000	0-0	.000	0	0	0	0.9	0	1	0	0	0	0	2.5
Boston College	01/27/2022		16:30	1-4	.250	1-2	.500	1-2	.500	0	1	1	0.9	1	3	0	0	1	4	2.6
Totals		0	189:23	14-41	.341	8-24	.333	5-10	.500	1	13	14	0.9	8	13	16	0	9	41	2.6

Player Averages

Games Played	Minutes/ game	Points/ game	FG Pct	3FG Pct	FT Pct	Rebounds/ game	Assists/ game	Turnovers/ game	Assist/Turnover ratio	Steals/ game	Blocks/ game
16	11.8	2.6	34.1	33.3	50.0	0.9	0.8	1.0	0.8	0.6	0.0

BULANE CAREER STATISTICS

BULANE, Elizabete

				Field Goals		3-Point		F-Throws		Rebounds				Scoring						
SEASON	TEAM	GP-GS	MIN/AVG	FG-FGA	FG%	3FG-3FGA	3FG%	FT-FTA	FT%	OFF	DEF	TOT	AVG	PF-FO	A	TO	BLK	STL	PTS	AVG
2021-22	GaTech	16-0	189/11.8	14-41	.341	8-24	.333	5-10	.500	1	13	14	0.9	8-0	13	16	0	9	41	2.6
TOTAL		16-0	189/11.8	14-41	.341	8-24	.333	5-10	.500	1	13	14	0.9	8-0	13	16	0	9	41	2.6



AIXA WONE ARANAZ

#11

Junior • 6'3" • Forward • Pamplona, Spain • Ohio State • Major: Psychology

THE WONE ARANAZ FILE

Pulled down three rebounds and had an assist in season-opener at Central Michigan (11/9)...Added four points in win over Kennesaw State (11/11), hitting a field goal and going 2-for-2 from the free throw line...Pulled down two rebounds in win against Wake Forest (12/19) playing six minutes...Saw season-high 14 minutes of playing time against Boston University (12/21) and hit three field goals to finish with six points...Provided valuable minutes off the bench against Florida State (1/13) and finished with six points to match her season-high, hitting three field goals.

KEY SEASON AVERAGES

Points
1.2

Rebounds
0.9

Assists
0.4

CAREER & SEASON HIGHS

Points

Season: 6, 2x, last vs. Florida State (1/13/22)

Career: 12 vs. Ohio (11/17/19)*

Field Goals

Season: 3, 2x, last vs. Florida State (1/13/22)

Career: 5 vs. Ohio (11/17/19)*

Field Goals Attempted

Season: 5 vs. Florida State (1/13/22)

Career: 8 vs. Ohio (11/17/19)*

3- Point Field Goals

Season:

Career: 1, 2x, last at Sacramento St. (12/17/19)*

3- Point Field Goals Attempted

Season: 1 vs. Kennesaw State (11/11/21)

Career: 2, 4x, last vs. Georgia (11/29/20)

Free Throws

Season: 2, 2x, last vs. Auburn (11/21/21)

Career: 3 vs. Georgia (11/29/20)

Free Throws Attempted

Season: 2, 4x, last vs. UNC (1/23/22)

Career: 4, 2x, last vs. Georgia (11/29/20)

Rebounds

Season: 3 at Central Michigan (11/9/21)

Career: 6 at Sacramento St. (12/17/19)*

Assists

Season: 1, 6x, last at Pitt (1/11/22)

Career: 3, 2x, last at Sacramento St. (12/17/19)*

Steals

Season: 1, 2x, last at Pitt (1/11/22)

Career: 2 vs. Valparaiso (1/10/19)*

Blocks

Season: 1, 2x, last at Pitt (1/11/22)

Career: 1, 4x, last at Pitt (1/11/22)

Turnovers

Season: 3 vs. Hofstra (11/24/21)

Career: 4 at Sacramento St. (12/17/19)*

Minutes

Season: 14, 2x, last vs. Florida State (1/13/22)

Career: 28 at Sacramento St. (12/17/19)*

Miscellaneous

	Career	21-22
Double-Doubles:	-	-
Double Figure Points:	1	-
Double Figure Rebounds:	-	-
Led Team In Points/Rebs:	-	-
20+ Points:	-	-

*Career high at Ohio State

2021-22 GAME-BY-GAME

#11 WONE ARANAZ, Aixa

Opponent	Date	GS	MIN	FG-FGA	PCT	3FG-3FGA	PCT	FT-FTA	PCT	OFF	DEF	TOT	AVG	PF	A	TO	BLK	STL	PTS	AVG
at Central Mich.	11/09/2021		13:31	0-0	.000	0-0	.000	0-0	.000	0	3	3	3.0	3	1	0	0	1	0	0.0
Kennesaw St.	11/11/2021		12:08	1-3	.333	0-1	.000	2-2	1.000	0	0	0	1.5	3	1	0	0	0	4	2.0
at ETSU	11/17/2021		06:06	0-1	.000	0-0	.000	0-0	.000	1	0	1	1.3	1	0	2	1	0	0	1.3
Auburn	11/21/2021		04:26	0-1	.000	0-0	.000	2-2	1.000	1	0	1	1.3	0	0	0	0	0	2	1.5
Hofstra	11/24/2021		05:22	0-1	.000	0-0	.000	0-2	.000	0	1	1	1.2	1	0	3	0	0	0	1.2
at Purdue	12/01/2021		06:38	0-0	.000	0-0	.000	0-0	.000	0	0	0	1.0	1	1	1	0	0	0	1.0
at Georgia	12/05/2021		00:28	0-0	.000	0-0	.000	0-0	.000	0	0	0	0.9	0	0	0	0	0	0	0.9
Furman	12/12/2021		06:52	0-1	.000	0-0	.000	0-0	.000	1	1	2	1.0	1	1	2	0	0	0	0.8
Wake Forest	12/19/2021		06:30	0-1	.000	0-0	.000	0-0	.000	2	0	2	1.1	0	0	0	0	0	0	0.7
Boston U.	12/21/2021		14:47	3-4	.750	0-0	.000	0-0	.000	2	0	2	1.2	2	1	0	0	0	6	1.2
at Pittsburgh	01/11/2022		12:10	0-1	.000	0-0	.000	0-0	.000	0	1	1	1.2	3	1	1	1	1	0	1.1
Florida St.	01/13/2022		14:23	3-5	.600	0-0	.000	0-0	.000	1	0	1	1.2	2	0	0	0	0	6	1.5
at Miami (FL)	01/16/2022		01:02	0-0	.000	0-0	.000	0-0	.000	0	0	0	1.1	0	0	0	0	0	0	1.4
at Syracuse	01/20/2022		02:34	0-0	.000	0-0	.000	0-0	.000	0	0	0	1.0	1	0	1	0	0	0	1.3
North Carolina	01/23/2022		05:20	0-1	.000	0-0	.000	1-2	.500	0	0	0	0.9	0	0	1	0	0	1	1.3
Boston College	01/27/2022		02:47	0-0	.000	0-0	.000	0-0	.000	0	1	1	0.9	1	0	0	0	0	0	1.2
Totals		0	115:04	7-19	.368	0-1	.000	5-8	.625	8	7	15	0.9	19	6	11	2	2	19	1.2

Player Averages

Games Played	Minutes/ game	Points/ game	FG Pct	3FG Pct	FT Pct	Rebounds/ game	Assists/ game	Turnovers/ game	Assist/Turnover ratio	Steals/ game	Blocks/ game
16	7.2	1.2	36.8	0.0	62.5	0.9	0.4	0.7	0.5	0.1	0.1

WONE ARANAZ CAREER STATISTICS

WONE ARANAZ, Aixa

SEASON	TEAM	GP-GS	MIN/AVG	FG-FGA	FG%	3FG-3FGA	3FG%	FT-FTA	FT%	OFF	DEF	TOT	AVG	PF-FO	A	TO	BLK	STL	PTS	AVG
2019-20	OSU	28-5	255/9.1	17-50	.340	2-16	.125	7-11	.636	15	22	37	1.3	33-1	17	26	1	8	43	1.5
2020-21	GaTech	8-4	150/18.7	8-27	.296	0-2	.000	4-5	.800	9	12	21	2.6	12-0	13	4	1	2	20	2.5
2021-22	GaTech	16-0	115/7.2	7-19	.368	0-1	.000	5-8	.625	8	7	15	0.9	19-0	6	11	2	2	19	1.2
TOTAL FOR GaTech		24-4	265/11.0	15-46	.326	0-3	.000	9-13	.692	17	19	36	1.5	31-0	19	15	3	4	39	1.6
TOTAL		52-9	520/10.0	32-96	.333	2-19	.105	16-24	.667	32	41	73	1.4	64-1	36	41	4	12	82	1.6



LORELA CUBAJ

#13

5th Year • 6'4" • Forward • Terni, Italy • Istituto Paritario G. Parini • Major: Master's in International Security

THE CUBAJ FILE

Posted first double-double of the season with 12 points and 15 rebounds against Kennesaw State (11/11)...Recorded second-straight double-double with 15 points and 14 rebounds against Belmont (11/14)...Also crossed 1,000-career point mark against the Bruins...Matched her career-high in rebounds with 20 at Purdue (12/1) in the Big Ten/ACC Challenge, while also recording five assists...Posted double-double in win at Georgia (12/5) behind 11 points and game-high 15 rebounds...Posted 13 rebounds and matched her career-high with seven assists in win against No. 3/2 UConn (12/9)...Pulled down 12 rebounds in win against Wake Forest (12/19) to become the program's all-time leading rebounder...Posted sixth double-double against No. 3/2 Louisville (1/2) with game-high 16 rebounds and 12 points...Collected third-straight double-double against Virginia (1/9) with 17 points and 11 rebounds...Scored career-high 24 points against Florida State (1/13), shooting 10-for-18 from the field...Led Tech with 10 rebounds at Miami (1/16)...Nearly missed a double-double with 10 rebounds and nine points against North Carolina (1/23)...Pulled down a game-high 15 rebounds against Boston College (1/27).

KEY SEASON AVERAGES

Points Rebounds Assists
10.1 11.8 4.6

CAREER & SEASON HIGHS

Points

Season: 24 vs. Florida State (1/13/22)

Career: 24 vs. Florida State (1/13/22)

Field Goals

Season: 10 vs. Florida State (1/13/22)

Career: 10, 2x, last vs. Florida State (1/13/22)

Field Goals Attempted

Season: 18 vs. Florida State (1/13/22)

Career: 20 vs. Georgia (11/29/20)

3- Point Field Goals

Season: 1, 4x, last vs. Florida State (1/13/22)

Career: 2, 3x, last vs. Florida State (1/13/22)

3- Point Field Goals Attempted

Season: 3 at Georgia (12/5/21)

Career: 4, 3x, last vs. NC State (12/31/20)

Free Throws

Season: 5 vs. Belmont (11/14/21)

Career: 6 vs. Boston College (12/9/20)

Free Throws Attempted

Season: 6 vs. Belmont (11/14/21)

Career: 11, 2x, at at Clemson (1/7/21)

Rebounds

Season: 20 at Purdue (12/1/21)

Career: 20, 2x, last at Purdue (12/1/21)

Assists

Season: 7, 2x, last vs. Boston College (1/27/22)

Career: 7, 4x, last vs. Boston College (1/27/22)

Steals

Season: 5 vs. Hofstra (11/24/21)

Career: 5, 3x, last vs. Hofstra (11/24/21)

Blocks

Season: 3, 5x, last vs. Boston College (1/27/22)

Career: 5 at Clemson (1/7/21)

Turnovers

Season: 6 at Pitt (1/11/22)

Career: 7 vs. Houston (11/5/19)

Minutes

Season: 39, 3x, last at Miami (1/16/22)

Career: 50 at Houston (11/9/18)

Miscellaneous

	Career	21-22
Double-Doubles:	30	7
Double Figure Points:	55	11
Double Figure Rebounds:	45	14
Led Team In Points/Rebs:	14/66	2/14
20+ Points:	6	1

2021-22 GAME-BY-GAME

#13 CUBAJ, Lorela

Opponent	Date	GS	MIN	Total		3-Pointers		Free throws		Rebounds				PF	A	TO	BLK	STL	PTS	AVG	
				FG-FGA	PCT	3FG-3FGA	PCT	FT-FTA	PCT	OFF	DEF	TOT	AVG								
at Central Mich.	11/09/2021	*	23:02	1-4	.250	0-0	.000	0-0	.000	0	9	9	9.0	0	5	0	0	0	2	2.0	
Kennesaw St.	11/11/2021	*	30:43	4-7	.571	0-0	.000	4-4	1.000	5	10	15	12.0	2	5	3	2	1	12	7.0	
Belmont	11/14/2021	*	35:44	5-13	.385	0-0	.000	5-6	.833	3	11	14	12.7	1	4	1	3	2	15	9.7	
at ETSU	11/17/2021	*	29:53	4-11	.364	0-0	.000	4-4	1.000	1	8	9	11.8	1	5	1	2	3	12	10.3	
Auburn	11/21/2021	*	27:43	3-10	.300	0-0	.000	0-0	.000	2	3	5	10.4	4	1	3	2	0	6	9.4	
Hofstra	11/24/2021	*	25:01	5-11	.455	0-0	.000	0-3	.000	1	10	11	10.5	1	5	1	1	5	10	9.5	
at Purdue	12/01/2021	*	39:17	3-8	.375	0-1	.000	1-4	.250	3	17	20	11.9	4	5	2	0	0	7	9.1	
at Georgia	12/05/2021	*	36:19	5-14	.357	1-3	.333	0-2	.000	3	12	15	12.3	3	4	2	2	0	11	9.4	
UConn	12/09/2021	*	35:40	2-7	.286	0-1	.000	1-4	.250	3	10	13	12.3	1	7	3	2	2	5	8.9	
Furman	12/12/2021	*	30:58	2-5	.400	0-1	.000	1-2	.500	5	9	14	12.5	1	6	1	3	3	5	8.5	
Wake Forest	12/19/2021	*	25:56	2-5	.400	0-2	.000	0-1	.000	3	9	12	12.5	5	6	1	0	3	4	8.1	
Boston U.	12/21/2021	*	28:52	6-12	.500	0-0	.000	0-2	.000	5	9	14	12.6	0	5	0	3	0	12	8.4	
Louisville	01/02/2022	*	39:18	5-8	.625	1-1	1.000	1-2	.500	1	15	16	12.8	2	5	5	1	2	12	8.7	
Virginia	01/09/2022	*	29:42	6-15	.400	1-1	1.000	4-5	.800	2	9	11	12.7	1	4	1	2	1	17	9.3	
at Pittsburgh	01/11/2022	*	29:06	6-12	.500	0-1	.000	0-0	.000	3	4	7	12.3	2	0	6	2	1	12	9.5	
Florida St.	01/13/2022	*	36:29	10-18	.556	1-1	1.000	3-5	.600	2	7	9	12.1	2	3	1	2	2	24	10.4	
at Miami (FL)	01/16/2022	*	39:14	1-6	.167	0-2	.000	4-4	1.000	3	7	10	12.0	3	5	4	0	0	6	10.1	
at Syracuse	01/20/2022	*	33:16	5-11	.455	0-0	.000	4-4	1.000	2	5	7	11.7	4	5	4	2	2	14	10.3	
North Carolina	01/23/2022	*	36:18	4-9	.444	0-0	.000	1-1	1.000	0	10	10	11.6	3	4	1	3	0	9	10.3	
Boston College	01/27/2022	*	36:54	3-7	.429	0-0	.000	0-0	.000	3	12	15	11.8	2	7	5	3	2	6	10.1	
Totals			20	649:23	82-193	.425	4-14	.286	33-53	.623	50	186	236	11.8	42	91	45	35	29	201	10.1

Player Averages

Games Played	Minutes/ game	Points/ game	FG Pct	3FG Pct	FT Pct	Rebounds/ game	Assists/ game	Turnovers/ game	Assist/Turnover ratio	Steals/ game	Blocks/ game
20	32.5	10.1	42.5	28.6	62.3	11.8	4.6	2.3	2.0	1.5	1.8

CUBAJ CAREER STATISTICS

CUBAJ, Lorela

		Field Goals				3-Point		F-Throws		Rebounds				Scoring						
SEASON	TEAM	GP-GS	MIN/AVG	FG-FGA	FG%	3FG-3FGA	3FG%	FT-FTA	FT%	OFF	DEF	TOT	AVG	PF-FO	A	TO	BLK	STL	PTS	AVG
2017-18	GaTech	34-32	701/20.6	57-173	.329	1-6	.167	12-26	.462	46	104	150	4.4	72-1	50	52	26	46	127	3.7
2018-19	GaTech	30-29	849/28.3	90-220	.409	1-4	.250	28-56	.500	70	149	219	7.3	96-1	59	70	31	44	209	7.0
2019-20	GaTech	31-30	1060/34.2	128-285	.449	7-25	.280	48-83	.578	64	176	240	7.7	88-1	76	59	37	36	311	10.0
2020-21	GaTech	26-26	866/33.3	137-312	.439	6-31	.194	45-76	.592	70	230	300	11.5	70-1	74	59	34	34	325	12.5
2021-22	GaTech	20-20	649/32.5	82-193	.425	4-14	.286	33-53	.623	50	186	236	11.8	42-1	91	45	35	29	201	10.1
TOTAL		141-137	4126/29.3	494-1183	.418	19-80	.238	166-294	.565	300	845	1145	8.1	368-5	350	285	163	189	1173	8.3



ANISA CLARK

#14

Sophomore • 5'7" • Guard • McDonough, Ga. • Union Grove • Major: Psychology • Minor: Social Justice

THE CLARK FILE

Saw first game action in home-opener against Kennesaw State (11/11)...Saw game action against Wake Forest (12/19).

KEY SEASON AVERAGES

Points Rebounds Assists
0.0 0.0 0.0

CAREER & SEASON HIGHS

Points

Season:

Career: 3 at Wake Forest (1/21/21)

Field Goals

Season:

Career: 1 at Wake Forest (1/21/21)

Field Goals Attempted

Season: 2 vs. Boston U. (12/21/21)

Career: 2 vs. Boston U. (12/21/21)

3- Point Field Goals

Season:

Career: 2 vs. Boston U. (12/21/21)

3- Point Field Goals Attempted

Season:

Career: 2 vs. Boston U. (12/21/21)

Free Throws

Season:

Career:

Free Throws Attempted

Season:

Career:

Rebounds

Season:

Career:

Assists

Season:

Career:

Steals

Season:

Career:

Blocks

Season:

Career:

Turnovers

Season:

Career:

Minutes

Season: 1 vs. Boston U. (12/21/21)

Career: 1 vs. Kennesaw State (11/11/21)

Miscellaneous

	Career	21-22
Double-Doubles:	-	-
Double Figure Points:	-	-
Double Figure Rebounds:	-	-
Led Team In Points/Rebs:	-	-
20+ Points:	-	-

2021-22 GAME-BY-GAME

#14 CLARK, Anisa

Opponent	Date	GS	MIN	Total		3-Pointers		Free throws		Rebounds				PF		A		BLK		STL		PTS		AVG
				FG-FA	PCT	3FG-3FA	PCT	FT-FTA	PCT	OFF	DEF	TOT	AVG	PF	A	TO	BLK	STL	PTS					
Kennesaw St.	11/11/2021		01:39	0-1	.000	0-1	.000	0-0	.000	0	0	0	0	0	0	0	0	0	0	0	0	0.0		
Wake Forest	12/19/2021		00:48	0-0	.000	0-0	.000	0-0	.000	0	0	0	0	0	0	0	0	0	0	0	0	0.0		
Boston U.	12/21/2021		01:40	0-2	.000	0-2	.000	0-0	.000	0	0	0	0	0	0	0	0	0	0	0	0	0.0		
Totals		0	04:07	0-3	.000	0-3	.000	0-0	.000	0	0	0	0	0	0	0	0	0	0	0	0	0.0		

Player Averages

Games Played	Minutes/game	Points/game	FG Pct	3FG Pct	FT Pct	Rebounds/game	Assists/game	Turnovers/game	Assist/Turnover ratio	Steals/game	Blocks/game
3	1.4	0.0	0.0	0.0	0.0	0.0	0.0	0.0	0.0	0.0	0.0

CLARK CAREER STATISTICS

CLARK, Anisa

				Field Goals		3-Point		F-Throws		Rebounds									Scoring	
SEASON	TEAM	GP-GS	MIN/AVG	FG-FGA	FG%	3FG-3FGA	3FG%	FT-FTA	FT%	OFF	DEF	TOT	AVG	PF-FO	A	TO	BLK	STL	PTS	AVG
2020-21	GaTech	3-0	4/1.2	1-1	1.000	1-1	1.000	0-0	.000	0	0	0	0.0	1-0	0	0	0	0	3	1.0
2021-22	GaTech	3-0	4/1.4	0-3	.000	0-3	.000	0-0	.000	0	0	0	0.0	0-0	0	0	0	0	0	0.0
TOTAL		6-0	8/1.3	1-4	.250	1-4	.250	0-0	.000	0	0	0	0.0	1-0	0	0	0	0	3	0.5



AVYONCE CARTER

#15

Sophomore • 5'10" • Guard • Norcross, Ga. • Wesleyan • Major: Business Administration

THE CARTER FILE

Played seven minutes in season-opener at Central Michigan (11/9) and scored six points off two field goals and two free throws...Recorded first career block in win against Kennesaw State (11/11), while finishing with three points and an assist...Played career-high 17 minutes at ETSU (11/17) and finished with four points, hitting a pair of field goals...Hit two field goals and a free throw to finish with five points against Hofstra (11/24) while recording a steal...Pulled down a personal-best six rebounds at Purdue (12/1), including four offensive...Played 10 minutes in win at Georgia (12/5) and hit a field goal...Played seven minutes in win against No. 3/2 UConn (12/9), contributing solid minutes off the bench...Scored a career-high 14 points against Furman (12/12) for her first double-figure offensive outing in her collegiate career. Went 6-for-9 at the free throw line against the Paladins, both marking personal-bests, to help Tech to victory...Played 17 minutes against No. 3/2 Louisville (1/2) and posted three rebounds, two points and an assist...Contributed nine points, four rebounds, two assists and two steals in win over Virginia (1/9)...Dished out career-high three assists at Pitt (1/11).

KEY SEASON AVERAGES

Points **3.3** Rebounds **2.3** Assists **0.5**

CAREER & SEASON HIGHS

Points

Season: 14 vs. Furman (12/12/21)

Career: 14 vs. Furman (12/12/21)

Field Goals

Season: 4 vs. Furman (12/12/21)

Career: 4 vs. Furman (12/12/21)

Field Goals Attempted

Season: 12 vs. Furman (12/12/21)

Career: 12 vs. Furman (12/12/21)

3- Point Field Goals

Season:

Career: 1, 2x, last vs. NC State (12/31/20)

3- Point Field Goals Attempted

Season: 4 vs. Furman (12/12/21)

Career: 6 vs. NC State (12/31/20)

Free Throws

Season: 6 vs. Furman (12/12/21)

Career: 6 vs. Furman (12/12/21)

Free Throws Attempted

Season: 9 vs. Furman (12/12/21)

Career: 9 vs. Furman (12/12/21)

Rebounds

Season: 6, 3x, last at Pitt (1/11/22)

Career: 6, 3x, last at Pitt (1/11/22)

Assists

Season: 3 at Pitt (1/11/22)

Career: 3 at Pitt (1/11/22)

Steals

Season: 2, 3x, last vs. Virginia (1/9/22)

Career: 2, 3x, last vs. Virginia (1/9/22)

Blocks

Season: 1 vs. Kennesaw State (11/11/21)

Career: 1 vs. Kennesaw State (11/11/21)

Turnovers

Season: 3 vs. Hofstra (11/24/21)

Career: 3, 3x, last vs. Hofstra (11/24/21)

Minutes

Season: 25 vs. Furman (12/12/21)

Career: 25 vs. Furman (12/12/21)

Miscellaneous

	Career	21-22
Double-Doubles:	-	-
Double Figure Points:	1	1
Double Figure Rebounds:	-	-
Led Team In Points/Rebs:	-	-
20+ Points:	-	-

2021-22 GAME-BY-GAME

#15 CARTER, Avyonce

Opponent	Date	GS	MIN	Total		3-Pointers		Free throws		Rebounds				PF	A	TO	BLK	STL	PTS	AVG
				FG-FGA	PCT	3FG-3FGA	PCT	FT-FTA	PCT	OFF	DEF	TOT	AVG							
at Central Mich.	11/09/2021		07:31	2-4	.500	0-2	.000	2-3	.667	0	0	0	0.0	1	0	1	0	0	6	6.0
Kennesaw St.	11/11/2021		10:24	1-4	.250	0-2	.000	1-1	1.000	0	1	1	0.5	1	1	2	1	1	3	4.5
at ETSU	11/17/2021		17:44	2-5	.400	0-2	.000	0-0	.000	1	1	2	1.0	0	1	1	0	0	4	4.3
Auburn	11/21/2021		08:34	1-3	.333	0-1	.000	1-2	.500	0	2	2	1.3	1	0	1	0	0	3	4.0
Hofstra	11/24/2021		15:37	2-5	.400	0-2	.000	1-2	.500	0	1	1	1.2	1	0	3	0	1	5	4.2
at Purdue	12/01/2021		10:00	0-6	.000	0-2	.000	0-0	.000	4	2	6	2.0	1	0	0	0	0	0	3.5
at Georgia	12/05/2021		10:34	1-2	.500	0-0	.000	1-2	.500	0	2	2	2.0	0	0	0	0	1	3	3.4
UConn	12/09/2021		07:27	0-2	.000	0-1	.000	0-0	.000	0	1	1	1.9	1	0	0	0	1	0	3.0
Furman	12/12/2021		25:16	4-12	.333	0-4	.000	6-9	.667	3	3	6	2.3	0	1	1	0	2	14	4.2
Wake Forest	12/19/2021		14:39	0-4	.000	0-2	.000	0-0	.000	0	0	0	2.1	1	0	0	0	2	0	3.8
Boston U.	12/21/2021		12:26	0-3	.000	0-1	.000	0-0	.000	3	1	4	2.3	1	0	0	0	0	0	3.5
Louisville	01/02/2022		17:38	0-2	.000	0-1	.000	2-4	.500	1	2	3	2.3	0	1	0	0	1	2	3.3
Virginia	01/09/2022		21:31	3-5	.600	0-0	.000	3-4	.750	3	1	4	2.5	0	2	0	0	2	9	3.8
at Pittsburgh	01/11/2022		19:06	0-4	.000	0-1	.000	3-4	.750	1	5	6	2.7	1	3	0	0	0	3	3.7
Florida St.	01/13/2022		09:16	1-3	.333	0-0	.000	1-1	1.000	1	1	2	2.7	0	0	1	0	0	3	3.7
at Miami (FL)	01/16/2022		03:23	1-2	.500	0-0	.000	1-1	1.000	1	0	1	2.6	0	0	0	0	0	3	3.6
at Syracuse	01/20/2022		03:10	0-1	.000	0-0	.000	0-0	.000	0	0	0	2.4	1	0	2	0	0	0	3.4
North Carolina	01/23/2022		03:34	0-0	.000	0-0	.000	2-2	1.000	0	2	2	2.4	1	0	0	0	0	2	3.3
Boston College	01/27/2022		03:26	0-2	.000	0-0	.000	3-4	.750	0	1	1	2.3	0	0	1	0	0	3	3.3
Totals		0	221:16	18-69	.261	0-21	.000	27-39	.692	18	26	44	2.3	11	9	13	1	11	63	3.3

Player Averages

Games Played	Minutes/ game	Points/ game	FG Pct	3FG Pct	FT Pct	Rebounds/ game	Assists/ game	Turnovers/ game	Assist/Turnover ratio	Steals/ game	Blocks/ game
19	11.6	3.3	26.1	0.0	69.2	2.3	0.5	0.7	0.7	0.6	0.1

CARTER CAREER STATISTICS

CARTER, Avyonce

			Field Goals		3-Point		F-Throws		Rebounds								Scoring			
SEASON	TEAM	GP-GS	MIN/AVG	FG-FGA	FG%	3FG-3FGA	3FG%	FT-FTA	FT%	OFF	DEF	TOT	AVG	PF-FO	A	TO	BLK	STL	PTS	AVG
2020-21	GaTech	15-0	101/6.7	9-33	.273	2-20	.100	9-13	.692	5	11	16	1.1	11-0	2	9	0	4	29	1.9
2021-22	GaTech	19-0	221/11.6	18-69	.261	0-21	.000	27-39	.692	18	26	44	2.3	11-0	9	13	1	11	63	3.3
TOTAL		34-0	322/9.5	27-102	.265	2-41	.049	36-52	.692	23	37	60	1.8	22-0	11	22	1	15	92	2.7



NEREA HERMOSA

#20

Junior • 6'5" • Center • Vitoria, Spain • IES Joaquim Blume • Major: Industrial Design

THE HERMOSA FILE

Recorded a career night at ETSU (11/17) dropping 17 points and 10 rebounds for her first double-double of the season...Her 10 rebounds matched her career-high, as did her 5-for-6 performance at the free throw line...Added 10 points, seven rebounds, season-high three blocks and two steals in win against Hofstra (11/24)...Dropped a team-high 14 points in win at Georgia (12/5), connecting on a personal-best 6-of-9 free throws...Played the full 40 minutes against No. 3/2 UConn (12/9) and finished with 13 points, six rebounds, three assists and a block and steal...Added 16 points in win against Wake Forest (12/19), hitting eight field goals...Led offensively in win against Virginia (1/9), scoring 20 points on eight field goals and a 4-for-4 effort at the free throw line...Also secured seven rebounds against the Cavaliers...Led Tech offensively at Miami with 12 points (1/16)...Set another career-high in scoring with 21 points at Syracuse (1/20)...Scored 15 points and dished out a career-high seven assists against Boston College (1/27) to go along with two steals and five rebounds.

KEY SEASON AVERAGES

Points	Rebounds	Assists
11.1	6.4	2.1

CAREER & SEASON HIGHS

Points

Season: 21 at Syracuse (1/20/22)

Career: 21 at Syracuse (1/20/22)

Field Goals

Season: 9 at Central Michigan (11/9/21)

Career: 9 at Central Michigan (11/9/21)

Field Goals Attempted

Season: 15 vs. Boston College (1/27/22)

Career: 15 vs. Boston College (1/27/22)

3- Point Field Goals

Season:

Career:

3- Point Field Goals Attempted

Season:

Career:

Free Throws

Season: 6 at Georgia (12/5/21)

Career: 6 at Georgia (12/5/21)

Free Throws Attempted

Season: 9 at Georgia (12/5/21)

Career: 9 at Georgia (12/5/21)

Rebounds

Season: 10, 2x, last at ETSU (11/17/21)

Career: 10, 3x, last at ETSU (11/17/21)

Assists

Season: 7 vs. Boston College (1/27/22)

Career: 7 vs. Boston College (1/27/22)

Steals

Season: 3 at Central Michigan (11/9/21)

Career: 3, 3x, last at Central Michigan (11/9/21)

Blocks

Season: 3 vs. Hofstra (11/24/21)

Career: 4 vs. North Carolina (1/23/20)

Turnovers

Season: 4, 3x, last at Syracuse (1/20/22)

Career: 4, 5x, last at Syracuse (1/20/22)

Minutes

Season: 40 vs. UConn (12/9/21)

Career: 40, 2x, last vs. UConn (12/9/21)

Miscellaneous

	Career	21-22
Double-Doubles:	2	1
Double Figure Points:	28	11
Double Figure Rebounds:	3	2
Led Team In Points/Rebs:	12/3	6/2
20+ Points:	2	2

2021-22 GAME-BY-GAME

#20 HERMOSA, Nerea

Opponent	Date	GS	MIN	Total		3-Pointers		Free throws		Rebounds				PF	A	TO	BLK	STL	PTS	AVG
				FG-FGA	PCT	3FG-3FGA	PCT	FT-FTA	PCT	OFF	DEF	TOT	AVG							
at Central Mich.	11/09/2021	*	24:29	9-10	.900	0-0	.000	0-0	.000	1	1	2	2.0	2	2	1	1	3	18	18.0
Kennesaw St.	11/11/2021	*	20:09	4-6	.667	0-0	.000	1-2	.500	4	6	10	6.0	2	1	1	1	2	9	13.5
Belmont	11/14/2021	*	28:20	3-6	.500	0-0	.000	0-0	.000	4	4	8	6.7	1	2	4	1	0	6	11.0
at ETSU	11/17/2021	*	25:30	6-13	.462	0-0	.000	5-6	.833	4	6	10	7.5	1	2	1	1	1	17	12.5
Auburn	11/21/2021	*	34:54	5-13	.385	0-0	.000	1-2	.500	4	5	9	7.8	0	3	0	1	1	11	12.2
Hofstra	11/24/2021	*	32:33	4-6	.667	0-0	.000	2-2	1.000	2	5	7	7.7	2	2	4	3	2	10	11.8
at Purdue	12/01/2021	*	27:22	4-8	.500	0-0	.000	0-0	.000	1	5	6	7.4	3	3	1	1	8	11.3	
at Georgia	12/05/2021	*	39:36	4-10	.400	0-0	.000	6-9	.667	2	6	8	7.5	1	1	3	2	1	14	11.6
UConn	12/09/2021	*	40:00	6-13	.462	0-0	.000	1-2	.500	1	5	6	7.3	2	3	2	1	1	13	11.8
Furman	12/12/2021	*	25:29	0-2	.000	0-0	.000	1-2	.500	1	3	4	7.0	0	0	2	2	0	1	10.7
Wake Forest	12/19/2021	*	34:43	8-11	.727	0-0	.000	0-1	.000	2	3	5	6.8	1	3	1	0	1	16	11.2
Boston U.	12/21/2021	*	21:03	3-5	.600	0-0	.000	2-2	1.000	0	5	5	6.7	2	1	0	2	1	8	10.9
Louisville	01/02/2022	*	39:30	3-7	.429	0-0	.000	2-2	1.000	2	2	4	6.5	2	1	3	0	1	8	10.7
Virginia	01/09/2022	*	33:11	8-14	.571	0-0	.000	4-4	1.000	3	4	7	6.5	1	1	2	1	0	20	11.4
at Pittsburgh	01/11/2022	*	23:19	1-4	.250	0-0	.000	2-2	1.000	2	4	6	6.5	1	1	0	0	1	4	10.9
Florida St.	01/13/2022	*	28:50	1-4	.250	0-0	.000	2-2	1.000	4	4	8	6.6	1	4	1	1	0	4	10.4
at Miami (FL)	01/16/2022	*	35:36	5-12	.417	0-0	.000	2-2	1.000	4	2	6	6.5	3	2	3	1	2	12	10.5
at Syracuse	01/20/2022	*	32:39	8-11	.727	0-0	.000	5-5	1.000	4	3	7	6.6	2	0	4	0	0	21	11.1
North Carolina	01/23/2022	*	35:32	2-5	.400	0-0	.000	2-2	1.000	1	4	5	6.5	3	2	1	1	2	6	10.8
Boston College	01/27/2022	*	37:13	7-15	.467	0-0	.000	1-1	1.000	2	3	5	6.4	2	7	2	1	2	15	11.1
Totals			20	619:59	91-175	.520	0-0	.000	39-48	.813	48	80	128	6.4	33	41	38	21	222	11.1

Player Averages

Games Played	Minutes/ game	Points/ game	FG Pct	3FG Pct	FT Pct	Rebounds/ game	Assists/ game	Turnovers/ game	Assist/Turnover ratio	Steals/ game	Blocks/ game
20	31.0	11.1	52.0	0.0	81.3	6.4	2.1	1.9	1.1	1.1	1.1

HERMOSA CAREER STATISTICS

HERMOSA, Nerea

SEASON	TEAM	GP-GS	MIN/AVG	Field Goals FG-FGA FG%	3-Point 3FG-3FGA 3FG%	F-Throws FT-FTA FT%	Rebounds OFF DEF TOT	AVG	PF-FO	A	TO	BLK	STL	PTS	AVG
2019-20	GaTech	31-15	664/21.4	89-165 .539	0-0 .000	25-44 .568	57 69 126	4.1	59-0	24	49	21	19	203	6.5
2020-21	GaTech	26-21	671/25.8	95-170 .559	0-0 .000	21-32 .656	62 67 129	5.0	58-3	21	33	27	15	211	8.1
2021-22	GaTech	20-20	620/31.0	91-175 .520	0-0 .000	39-48 .813	48 80 128	6.4	33-0	41	38	21	22	221	11.1
TOTAL		77-56	1954/25.4	275-510 .539	0-0 .000	85-124 .685	167 216 383	5.0	150-3	86	120	69	56	635	8.2

**EYLIA LOVE**

#24

Sophomore • 6'1" • Guard/Forward • Kansas City, Kansas • Olathe North • Major: Psychology • Minor: Social Justice

THE LOVE FILE

Played 33 minutes in win against Hofstra (11/24) and posted eight points, six rebounds, two assists and a steal...Finished with 12 points, two assists and a block at Purdue (12/1) in the Big Ten/ACC Challenge...Finished with game-high 14 points in win at Georgia (12/5), shooting 6-for-14 from the field and seven rebounds...Contributed 10 points in win against No. 3/2 UConn (12/9) and recorded two blocks...Recorded 16 points in win over Wake Forest (12/19) shooting 50.0 percent from the field and hitting two three-pointers...Scored 19 points against Boston University (12/21), hitting a personal-best seven field goals...Matched her career-high in rebounding with nine and set personal-best with five assists in win against Virginia (1/9)...Added 10 points in win against Florida State (1/13) and had two blocks and a steal...Contributed seven points and seven rebounds at Miami (1/16)...Recorded first career double-double with 10 points and career-high 13 rebounds at Syracuse (1/20)...Scored career-high 20 points to lead Tech past Boston College (1/27), shooting 9-for-14 from the field.

KEY SEASON AVERAGES

Points	Rebounds	Assists
10.3	5.1	1.4

CAREER & SEASON HIGHS**Points**

Season: 20 vs. Boston College (1/27/22)

Career: 20 vs. Boston College (1/27/22)

Field Goals

Season: 9 vs. Boston College (1/27/22)

Career: 9 vs. Boston College (1/27/22)

Field Goals Attempted

Season: 14, 3x, last vs. Boston College (1/27/22)

Career: 14, 3x, last vs. Boston College (1/27/22)

3- Point Field Goals

Season: 2, 4x, last vs. Virginia (1/9/22)

Career: 2, 5x, last vs. Virginia (1/9/22)

3- Point Field Goals Attempted

Season: 4 vs. Boston U. (12/21/21)

Career: 4 vs. Boston U. (12/21/21)

Free Throws

Season: 5 at Central Michigan (11/9/21)

Career: 6 vs. Syracuse (2/2/21)

Free Throws Attempted

Season: 8, 2x, last at Syracuse (1/20/22)

Career: 8, 2x, last at Syracuse (1/20/22)

Rebounds

Season: 13 at Syracuse (1/20/22)

Career: 13 at Syracuse (1/20/22)

Assists

Season: 5 vs. Virginia (1/9/22)

Career: 5 vs. Virginia (1/9/22)

Steals

Season: 3 vs. Virginia (1/9/22)

Career: 3, 3x, last vs. Virginia (1/9/22)

Blocks

Season: 1, 8x, last vs. Boston College (1/27/22)

Career: 1, 9x, last vs. Boston College (1/27/22)

Turnovers

Season: 5, 3x, last vs. UNC (1/23/22)

Career: 5, 3x, last vs. UNC (1/23/22)

Minutes

Season: 36 at Miami (1/16/22)

Career: 36 at Miami (1/16/22)

Miscellaneous

	Career	21-22
Double-Doubles:	1	1
Double Figure Points:	12	8
Double Figure Rebounds:	1	1
Led Team In Points/Rebs:	3/2	3/1
20+ Points:	1	1

2021-22 GAME-BY-GAME**#24 LOVE, Eyllia**

Opponent	Date	GS	MIN	Total		3-Pointers		Free throws		Rebounds				PF	A	TO	BLK	STL	PTS	AVG	
				FG-FGA	PCT	3FG-3FGA	PCT	FT-FTA	PCT	OFF	DEF	TOT	AVG								
at Central Mich.	11/09/2021	*	20:21	5-12	.417	0-1	.000	5-6	.833	0	1	1	1.0	3	1	0	0	15	15.0		
Kennesaw St.	11/11/2021	*	23:56	5-9	.556	0-0	.000	1-6	.167	4	1	5	3.0	2	1	1	0	11	13.0		
Belmont	11/14/2021	*	27:02	2-5	.400	1-1	1.000	3-4	.750	2	3	5	3.7	3	0	2	1	0	8	11.3	
at ETSU	11/17/2021	*	29:48	2-9	.222	1-2	.500	4-4	1.000	1	3	4	3.8	2	1	0	1	1	9	10.8	
Auburn	11/21/2021	*	28:08	3-6	.500	0-0	.000	1-3	.333	1	4	5	4.0	5	0	3	1	0	7	10.0	
Hofstra	11/24/2021	*	33:30	3-8	.375	2-3	.667	0-0	.000	4	2	6	4.3	0	2	2	0	1	8	9.7	
at Purdue	12/01/2021	*	26:43	4-11	.364	0-0	.000	4-8	.500	1	1	2	4.0	4	2	1	1	0	12	10.0	
at Georgia	12/05/2021	*	35:40	6-14	.429	1-2	.500	1-2	.500	4	3	7	4.4	1	2	3	1	0	14	10.5	
UConn	12/09/2021	*	31:19	4-9	.444	1-2	.500	1-2	.500	0	3	3	4.2	1	0	1	2	0	10	10.4	
Furman	12/12/2021	*	13:08	3-8	.375	0-2	.000	0-0	.000	1	0	1	3.9	4	1	3	0	0	6	10.0	
Wake Forest	12/19/2021	*	34:01	6-12	.500	2-2	1.000	2-2	1.000	1	3	4	3.9	1	2	5	0	0	16	10.5	
Boston U.	12/21/2021	*	25:24	7-10	.700	2-4	.500	3-5	.600	1	4	5	4.0	2	2	1	0	0	19	11.3	
Louisville	01/02/2022	*	26:52	1-10	.100	1-3	.333	0-2	.000	3	1	4	4.0	5	1	3	0	1	3	10.6	
Virginia	01/09/2022	*	31:21	2-7	.286	2-3	.667	3-4	.750	3	6	9	4.4	3	5	4	0	3	9	10.5	
at Pittsburgh	01/11/2022	*	29:33	3-7	.429	0-1	.000	2-2	1.000	1	5	6	4.5	1	2	3	0	1	8	10.3	
Florida St.	01/13/2022	*	38:18	4-10	.400	1-3	.333	1-2	.500	0	3	3	4.4	3	2	3	2	1	10	10.3	
at Miami (FL)	01/16/2022	*	36:37	3-14	.214	1-3	.333	0-0	.000	2	5	7	4.5	2	1	2	0	2	7	10.1	
at Syracuse	01/20/2022	*	35:04	3-7	.429	0-1	.000	4-8	.500	2	11	13	5.0	4	0	5	0	0	10	10.1	
North Carolina	01/23/2022	*	21:02	2-3	.667	0-1	.000	0-0	.000	0	3	3	4.9	4	1	5	1	0	4	9.8	
Boston College	01/27/2022	*	35:47	9-14	.643	1-3	.333	1-2	.500	3	5	8	5.1	3	2	2	1	2	20	10.3	
Totals			19	583:34	77-185	.416	16-37	.432	36-62	.581	34	67	101	5.1	53	28	49	12	13	206	10.3

Player Averages

Games Played	Minutes/ game	Points/ game	FG Pct	3FG Pct	FT Pct	Rebounds/ game	Assists/ game	Turnovers/ game	Assist/Turnover ratio	Steals/ game	Blocks/ game
20	29.2	10.3	41.6	43.2	58.1	5.1	1.4	2.5	0.6	0.7	0.6

LOVE CAREER STATISTICS**LOVE, Eyllia**

SEASON	TEAM	GP-GS	MIN/AVG	Field Goals		3-Point		F-Throws		Rebounds				Scoring	
				FG-FGA	FG%	3FG-3FGA	3FG%	FT-FTA	FT%	OFF	DEF	TOT	AVG	PF-FO	A
2020-21	GaTech	26-2	497/19.1	43-100	.430	4-14	.286	28-38	.737	26	56	82	3.2	55-0	9
2021-22	GaTech	20-19	584/29.2	77-185	.416	16-37	.432	36-62	.581	34	67	101	5.1	53-2	28
TOTAL		46-21	1080/23.5	120-285	.421	20-51	.392	64-100	.640	60	123	183	4.0	108-2	37



LOTTA-MAJ LAHTINEN

#31

Senior • 5'7" • Guard • Helsinki, Finland • Makelanrinne Sports • Major: Business Administration

THE LAHTINEN FILE

Led team with 12 points against Auburn (11/21) and six assists...Posted a team-high 15 points in win against Hofstra (11/24), shooting 5-for-6 from the field and hitting three triples...Led Jackets with game-high 15 points in win against No. 3/2 UConn (12/9), hitting two three-pointers and a career-best 5-of-8 showing at the free throw line...Added nine points in win over Wake Forest (12/19) to open ACC play, shooting 4-for-7 from the field, while recording three steals...Contributed nine points against Boston University (12/21) and dished out game-high six assists...Added 10 points, hitting two three-pointers and going 4-for-6 from the free throw line against NO. 3/2 Louisville (1/2)...Matched season-high with 17 points on season-best four three-pointers at Pitt (1/11)...Added 16 points in win against Florida State (1/13) and went 5-for-8 from the free throw line...Added 10 points at Miami (1/16)...Contributed 11 points in win at Syracuse (1/20)...Hit 1,000-career points in win against North Carolina (1/23) finishing with 12 points, six assists, four steals and four rebounds.

KEY SEASON AVERAGES

Points Rebounds Assists
10.3 2.8 3.9

CAREER & SEASON HIGHS

Points

Season: 17, 2x, last at Pitt (1/11/22)

Career: 30 vs. NC State (12/31/20)

Field Goals

Season: 6, 2x, last at Pitt (1/11/22)

Career: 11 vs. Boston College (12/9/20)

Field Goals Attempted

Season: 17 vs. UNC (1/23/22)

Career: 23 vs. NC State (12/31/20)

3- Point Field Goals

Season: 4 at Pitt (1/11/22)

Career: 5 vs. Boston College (12/9/20)

3- Point Field Goals Attempted

Season: 8 at Pitt (1/11/22)

Career: 9 vs. West Virginia (3/23/21)

Free Throws

Season: 5, 2x, last vs. Florida State (1/13/22)

Career: 7, 2x, last vs. Pitt (2/28/21)

Free Throws Attempted

Season: 8, 2x, last vs. Florida State (1/13/22)

Career: 10 vs. Pitt (2/28/21)

Rebounds

Season: 7 vs. Belmont (11/14/21)

Career: 12 at Clemson (3/1/20)

Assists

Season: 8 at Central Michigan (11/9/21)

Career: 10 vs. Miami (2/16/21)

Steals

Season: 4 vs. UNC (1/23/22)

Career: 8 vs. Boston College (12/9/20)

Blocks

Season: 1, 2x, last vs. UNC (1/23/22)

Career: 2 vs. Virginia (12/29/19)

Turnovers

Season: 8 vs. Louisville (1/2/22)

Career: 8, 2x, last vs. Louisville (1/2/22)

Minutes

Season: 40 vs. Auburn (11/21/21)

Career: 45 at Virginia Tech (2/13/20)

Miscellaneous

Double-Doubles:	Career	21-22
	3	-
Double Figure Points:	45	10
Double Figure Rebounds:	3	-
Led Team In Points/Rebs:	27/5	5/0
20+ Points:	6	-

2021-22 GAME-BY-GAME

#31 LAHTINEN, Lotta-Maj

Opponent	Date	GS	MIN	Total		3-Pointers		Free throws		Rebounds				PF	A	TO	BLK	STL	PTS	AVG	
				FG-FGA	PCT	3FG-3FGA	PCT	FT-FTA	PCT	OFF	DEF	TOT	AVG								
at Central Mich.	11/09/2021	*	31:40	3-13	.231	0-4	.000	0-0	.000	0	4	4	4.0	3	8	0	0	0	6	6.0	
Kennesaw St.	11/11/2021	*	26:57	2-10	.200	1-5	.200	0-0	.000	0	2	2	3.0	1	5	2	0	1	5	5.5	
Belmont	11/14/2021	*	35:10	6-13	.462	1-3	.333	4-4	1.000	4	3	7	4.3	1	7	3	0	2	17	9.3	
at ETSU	11/17/2021	*	28:02	3-6	.500	2-3	.667	1-1	1.000	2	1	3	4.0	2	3	2	0	2	9	9.3	
Auburn	11/21/2021	*	40:00	4-12	.333	1-4	.250	3-4	.750	1	2	3	3.8	2	6	5	0	0	12	9.8	
Hofstra	11/24/2021	*	11:56	5-6	.833	3-3	1.000	2-2	1.000	1	1	2	3.5	0	1	0	0	0	15	10.7	
at Georgia	12/05/2021	*	33:26	3-9	.333	0-2	.000	1-1	1.000	1	3	4	3.6	1	3	4	0	3	7	10.1	
UConn	12/09/2021	*	37:44	4-12	.333	2-5	.400	5-8	.625	1	2	3	3.5	0	3	1	0	2	15	10.8	
Furman	12/12/2021	*	13:35	1-5	.200	0-3	.000	0-3	.000	0	2	2	3.3	2	2	0	1	0	2	9.8	
Wake Forest	12/19/2021	*	22:54	4-7	.571	1-2	.500	0-0	.000	0	1	1	3.1	3	2	3	0	3	9	9.7	
Boston U.	12/21/2021	*	21:11	2-4	.500	1-1	1.000	4-5	.800	0	2	2	3.0	1	6	1	0	0	9	9.6	
Louisville	01/02/2022	*	38:53	2-9	.222	2-6	.333	4-6	.667	0	1	1	2.8	4	3	8	0	0	10	9.7	
Virginia	01/09/2022	*	27:06	3-8	.375	0-3	.000	0-0	.000	1	1	2	2.8	1	1	0	0	3	6	9.4	
at Pittsburgh	01/11/2022	*	30:33	6-11	.545	4-8	.500	1-2	.500	0	0	0	2.6	3	2	2	0	2	17	9.9	
Florida St.	01/13/2022	*	38:35	5-8	.625	1-2	.500	5-8	.625	0	3	3	2.6	1	5	2	0	1	16	10.3	
at Miami (FL)	01/16/2022	*	38:41	3-12	.250	1-4	.250	3-4	.750	0	3	3	2.6	1	2	3	0	1	10	10.3	
at Syracuse	01/20/2022	*	37:16	3-8	.375	1-3	.333	4-5	.800	1	4	5	2.8	2	6	3	0	3	11	10.4	
North Carolina	01/23/2022	*	38:05	5-17	.294	1-3	.333	1-1	1.000	0	4	4	2.8	3	6	4	1	4	12	10.4	
Boston College	01/27/2022	*	24:40	3-9	.333	2-5	.400	0-0	.000	0	3	3	2.8	3	3	2	0	0	8	10.3	
Totals			19	576:24	67-179	.374	24-69	.348	38-54	.704	12	42	54	2.8	34	74	45	2	27	196	10.3

Player Averages

Games Played	Minutes/game	Points/game	FG Pct	3FG Pct	FT Pct	Rebounds/game	Assists/game	Turnovers/game	Assist/Turnover ratio	Steals/game	Blocks/game
19	30.3	10.3	37.4	34.8	70.4	2.8	3.9	2.4	1.6	1.4	0.1

LAHTINEN CAREER STATISTICS

LAHTINEN, Lotta-maj

SEASON	TEAM	GP-GS	MIN/AVG	Field Goals		3-Point		F-Throws		Rebounds				Scoring	
				FG-FGA	FG%	3FG-3FGA	3FG%	FT-FTA	FT%	OFF	DEF	TOT	AVG	PF-FO	A
2018-19	GaTech	30-5	599/20.0	53-159	.333	13-49	.265	23-31	.742	31	34	65	2.2	67-2	66
2019-20	GaTech	31-30	1014/32.7	108-275	.393	29-101	.287	36-66	.545	52	81	133	4.3	70-0	81
2020-21	GaTech	26-26	950/36.5	147-342	.430	47-137	.343	48-66	.727	33	86	119	4.6	59-2	90
2021-22	GaTech	19-19	576/30.3	67-179	.374	24-69	.348	38-54	.704	12	42	54	2.8	34-0	74
TOTAL		106-80	3139/29.6	375-955	.393	113-356	.317	145-217	.668	128	243	371	3.5	230-4	311



CARMYN HARRISON

#33

Freshman • 6'2" • Forward • Memphis, Tenn. • Hutchison School • Major: Environmental Science • Minor: Sustainable Cities

THE HARRISON FILE

Made her collegiate debut at Central Michigan (11/9), playing two minutes and scoring two points off a field goal...Recorded first collegiate block against Kennesaw State (11/11) seeing three minutes of game action...Saw three minutes at ETSU (11/17) and went 2-for-2 at the free throw line...Hit a field goal and free throw in win against Hofstra (11/24) and recorded first collegiate steal...Took the floor against Wake Forest (12/19), helping the Jackets open ACC play with a win.

KEY SEASON AVERAGES

Points **0.7** Rebounds **0.8** Steals **0.1**

CAREER & SEASON HIGHS

Points

Career: 3 vs. Hofstra (11/24/21)

Field Goals

Career: 1, 2x, last vs. Hofstra (11/24/21)

Field Goals Attempted

Career: 2 vs. Hofstra (11/24/21)

3- Point Field Goals

Career:

3- Point Field Goals Attempted

Career:

Free Throws

Career: 2 at ETSU (11/17/21)

Free Throws Attempted

Career: 2, 4x, last vs. Boston U. (12/21/21)

Rebounds

Career: 2, 2x, last vs. Boston U. (12/21/21)

Assists

Career:

Steals

Career: 1 vs. Hofstra (11/24/21)

Blocks

Career: 2 at ETSU (11/17/21)

Turnovers

Career: 1, 2x, last vs. Furman (12/12/21)

Minutes

Career: 7 vs. Furman (12/12/21)

Miscellaneous

	Career	21-22
Double-Doubles:	-	-
Double Figure Points:	-	-
Double Figure Rebounds:	-	-
Led Team In Points/Rebs:	-	-
20+ Points:	-	-

2021-22 GAME-BY-GAME

#33 HARRISON, Carmyn

				Total		3-Pointers		Free throws		Rebounds											
Opponent	Date	GS	MIN	FG-FGA	PCT	3FG-3FGA	PCT	FT-FTA	PCT	OFF	DEF	TOT	AVG	PF	A	TO	BLK	STL	PTS	AVG	
at Central Mich.	11/09/2021		01:43	1-1	1.000	0-0	.000	0-0	.000	1	0	1	1.0	0	0	0	0	0	2	2.0	
Kennesaw St.	11/11/2021		03:29	0-0	.000	0-0	.000	0-0	.000	0	1	1	1.0	0	0	0	1	0	0	1.0	
at ETSU	11/17/2021		03:35	0-0	.000	0-0	.000	2-2	1.000	0	2	2	1.3	1	0	0	2	0	2	1.3	
Hofstra	11/24/2021		05:39	1-2	.500	0-0	.000	1-2	.500	0	1	1	1.3	0	0	0	0	1	3	1.8	
at Purdue	12/01/2021		01:34	0-0	.000	0-0	.000	0-0	.000	1	0	1	1.2	1	0	1	0	0	0	1.4	
Furman	12/12/2021		06:55	0-0	.000	0-0	.000	0-2	.000	1	0	1	1.2	2	0	1	0	0	0	1.2	
Wake Forest	12/19/2021		01:10	0-0	.000	0-0	.000	0-0	.000	0	0	0	1.0	0	0	0	0	0	0	1.0	
Boston U.	12/21/2021		04:44	0-0	.000	0-0	.000	1-2	.500	1	1	2	1.1	0	0	0	0	0	1	1.0	
Louisville	01/02/2022		00:42	0-0	.000	0-0	.000	0-0	.000	0	0	0	1.0	0	0	0	0	0	0	0.9	
North Carolina	01/23/2022		00:50	0-0	.000	0-0	.000	0-0	.000	0	0	0	0.9	0	0	0	0	0	0	0.8	
Boston College	01/27/2022		01:53	0-0	.000	0-0	.000	0-0	.000	0	0	0	0.8	0	0	0	0	0	0	0.7	
Totals		0	32:15	2-3	.667	0-0	.000	4-8	.500	4	5	9	0.8	4	0	2	3	1	8	0.7	

Player Averages

Games Played	Minutes/ game	Points/ game	FG Pct	3FG Pct	FT Pct	Rebounds/ game	Assists/ game	Turnovers/ game	Assist/Turnover ratio	Steals/ game	Blocks/ game
11	2.9	0.7	66.7	0.0	50.0	0.8	0.0	0.2	0.0	0.1	0.3

HARRISON CAREER STATISTICS

HARRISON, Carmyn

				Field Goals		3-Point		F-Throws		Rebounds									Scoring	
SEASON	TEAM	GP-GS	MIN/AVG	FG-FGA	FG%	3FG-3FGA	3FG%	FT-FTA	FT%	OFF	DEF	TOT	AVG	PF-FO	A	TO	BLK	STL	PTS	AVG
2021-22	GaTech	11-0	32/2.9	2-3	.667	0-0	.000	4-8	.500	4	5	9	0.8	4-0	0	2	3	1	8	0.7
TOTAL		11-0	32/2.9	2-3	.667	0-0	.000	4-8	.500	4	5	9	0.8	4-0	0	2	3	1	8	0.7



KIERRA FLETCHER

#41

5th Year • 5'9" • Guard • Warren, Mich. • Warren Cousino High School • Major: Literature, Media & Communication (second bachelor)

THE FLETCHER FILE

Will redshirt the 2021-22 season due to injury.

KEY SEASON AVERAGES (2020-21)

Points **13.0** Rebounds **5.5** Assists **3.7**

CAREER & SEASON HIGHS

Points

Season: 21, 2x, last vs. Clemson (3/5/21)

Career: 25 at Houston (11/9/18)

Field Goals

Season: 9 vs. Clemson (3/5/21)

Career: 10 at Houston (11/9/18)

Field Goals Attempted

Season: 16 vs. Clemson (3/5/21)

Career: 16, 3x, last vs. Clemson (3/5/21)

3- Point Field Goals

Season: 3 at Notre Dame (1/3/21)

Career: 3 at Notre Dame (1/3/21)

3- Point Field Goals Attempted

Season: 5, 3x, last vs. Pitt (2/28/21)

Career: 5, 3x, last vs. Pitt (2/28/21)

Free Throws

Season: 8, 2x, last vs. Pitt (2/28/21)

Career: 10 vs. Syracuse (1/20/19)

Free Throws Attempted

Season: 10 vs. Pitt (2/28/21)

Career: 11, 2x, last vs. Syracuse (1/20/19)

Rebounds

Season: 9, vs. Stephen F. Austin (3/21/21)

Career: 14 vs. Seton Hall (12/20/18)

Assists

Season: 8 at Miami (1/28/21)

Career: 8 at Miami (1/28/21)

Steals

Season: 3 vs. South Carolina (3/28/21)

Career: 7 vs. Miami (2/22/18)

Blocks

Season: 3 at Notre Dame (1/3/21)

Career: 3, 2x, last at Notre Dame (1/3/21)

Turnovers

Season: 3, 6x, last vs. West Virginia (3/23/21)

Career: 7, 2x, last at Houston (11/9/18)

Minutes

Season: 44, vs. Stephen F. Austin (3/21/21)

Career: 48 at Houston (11/9/18)

Miscellaneous

	Career	20-21
Double-Doubles:	4	-
Double Figure Points:	51	16
Double Figure Rebounds:	6	-
Led Team In Points/Rebs:	11/15	5/2
20+ Points:	4	2

2020-21 GAME-BY-GAME

#41 FLETCHER, Kierra

Opponent	Date	GS	MIN	Total		3-Pointers		Free throws		Rebounds				PF	A	T/O	BLK	STL	PTS	AVG	
				FG	PCT	3FG	PCT	FT	PCT	OFF	DEF	TOT	AVG								
NC State	12/31/2020		18:10	3-9	.333	2-3	.667	2-2	1.000	1	2	3	3.0	3	2	0	0	0	10	10.0	
at Notre Dame	01/03/2021		31:35	6-11	.545	3-4	.750	4-5	.800	1	6	7	5.0	3	4	1	3	2	19	14.5	
at Clemson	01/07/2021	*	27:46	6-15	.400	1-2	.500	0-1	.000	3	0	3	4.3	3	3	2	0	1	13	14.0	
Virginia Tech	01/10/2021	*	38:46	3-11	.273	1-2	.500	7-9	.778	2	3	5	4.5	0	4	1	0	0	14	14.0	
at Wake Forest	01/21/2021	*	31:49	3-8	.375	0-1	.000	0-0	.000	2	4	6	4.8	0	1	1	1	2	6	12.4	
Florida St.	01/24/2021	*	37:16	8-15	.533	1-4	.250	1-1	1.000	2	5	7	5.2	3	4	1	0	0	18	13.3	
at Miami (FL)	01/28/2021	*	36:36	4-12	.333	2-5	.400	2-2	1.000	1	4	5	5.1	1	8	1	0	0	12	13.1	
Syracuse	02/02/2021	*	37:56	6-11	.545	1-3	.333	5-6	.833	2	6	8	5.5	1	5	1	0	2	18	13.8	
Clemson	02/04/2021	*	34:24	3-9	.333	0-2	.000	2-2	1.000	1	5	6	5.6	3	3	3	1	2	8	13.1	
Wake Forest	02/07/2021	*	38:16	2-11	.182	1-5	.200	1-2	.500	1	1	2	5.2	3	5	1	0	0	6	12.4	
at Louisville	02/11/2021	*	40:00	5-11	.455	1-1	1.000	8-8	1.000	0	8	8	5.5	3	3	3	0	1	19	13.0	
Miami (FL)	02/16/2021	*	38:22	6-12	.500	1-4	.250	2-2	1.000	1	4	5	5.4	0	3	2	1	0	15	13.2	
at Florida St.	02/18/2021	*	34:44	3-7	.429	1-1	1.000	4-6	.667	1	4	5	5.4	3	5	3	0	0	11	13.0	
at Boston College	02/21/2021	*	27:18	2-8	.250	1-4	.250	0-0	.000	2	2	4	5.3	4	1	1	1	0	5	12.4	
at North Carolina	02/25/2021	*	33:22	3-9	.333	0-3	.000	0-0	.000	0	4	4	5.2	2	2	3	0	0	6	12.0	
Pittsburgh	02/28/2021	*	37:37	6-13	.462	1-5	.200	8-10	.800	0	3	3	5.1	1	6	1	1	1	21	12.6	
vs Clemson	03/05/2021	*	40:00	9-16	.563	1-3	.333	2-2	1.000	2	4	6	5.1	0	5	3	0	0	21	13.1	
vs NC State	03/06/2021	*	40:00	4-10	.400	2-4	.500	0-0	.000	3	4	7	5.2	2	4	1	0	2	10	12.9	
vs SFA	03/21/2021	*	44:40	4-13	.308	1-4	.250	2-6	.333	5	4	9	5.4	2	3	1	1	0	11	12.8	
vs West Virginia	03/23/2021	*	31:51	6-12	.500	1-2	.500	1-3	.333	2	4	6	5.5	3	4	3	2	1	14	12.9	
vs South Carolina	03/28/2021	*	38:39	7-15	.467	1-2	.500	1-2	.500	3	4	7	5.5	0	3	2	0	3	16	13.0	
Totals			19	739:08	99-238	.416	23-64	.359	52-69	.754	35	81	116	5.5	40	78	35	11	17	273	13.0


Player Averages

Games Played	Minutes/game	Points/game	FG Pct	3FG Pct	FT Pct	Rebounds/game	Assists/game	Turnovers/game	Assist/Turnover ratio	Steals/game	Blocks/game
21	35.2	13.0	41.6	35.9	75.4	5.5	3.7	1.7	2.2	0.8	0.5

FLETCHER CAREER STATISTICS

FLETCHER, Kierra

SEASON	TEAM	GP-GS	MIN/AVG	Field Goals		3-Point		F-Throws		Rebounds				Scoring	
				FG-FGA	FG%	3FG-3FGA	3FG%	FT-FTA	FT%	OFF	DEF	TOT	AVG	PF-FO	A
2017-18	GaTech	34-34	902/26.5	98-233	.421	0-2	.000	61-102	.598	57	120	177	5.2	88-2	78
2018-19	GaTech	27-27	856/31.7	81-221	.367	0-3	.000	79-111	.712	60	96	156	5.8	68-1	74
2019-20	GaTech	31-31	1091/35.2	119-268	.444	2-15	.133	76-106	.717	81	112	193	6.2	65-1	95
2020-21	GaTech	21-19	739/35.2	99-238	.416	23-64	.359	52-69	.754	35	81	116	5.5	40-0	78
TOTAL		113-111	3588/31.8	397-960	.414	25-84	.298	268-388	.691	233	409	642	5.7	261-4	325



DIGNA STRAUTMANE

#45

5th Year • 6'2" • Forward • Riga, Latvia • Syracuse • Major: Psychology

THE STRAUTMANE FILE

Started her Georgia Tech career leading the Yellow Jackets at Central Michigan (11/9) with a game-high 19 points...Also secured a team-best nine rebounds...Led Tech with 18 points at Purdue (12/1), playing the full 40 minutes in the Big Ten/ACC Challenge...Hit a pair of three-pointers and finished 7-of-12 from the field...Blocked three shots against No. 3/2 UConn (12/9), helping Tech to victory, while posting eight points, seven rebounds and two assists...Dropped a season-high 20 points in Tech's win over Furman (12/12), connecting on a career-high six three-pointers...Shot 50.0 percent (6-for-12) from three-point range against the Paladins...Contributed 12 points in ACC-opening win over Wake Forest (12/19) and added seven rebounds and four assists...Led Tech with 13 points against No. 3/2 Louisville (1/2), hitting four three-pointers in the outing...Matched season-high three blocks in win against Virginia (1/9)...Dropped 16 points, going 4-for-6 from three-point range, at Pitt (1/11)...Added nine rebounds and seven points, while blocking three shots at Miami (1/16)...Pulled down 10 rebounds at Syracuse (1/20)...Recorded double-double with team-high 14 points and 11 rebounds in win against North Carolina (1/23).

KEY SEASON AVERAGES

Points	Rebounds	Assists
9.0	5.5	1.4

CAREER & SEASON HIGHS

Points

Season: 20 vs. Furman (12/12/21)

Career: 25 at Boston College (1/28/18)*

Field Goals

Season: 8 at Central Michigan (11/9/21)

Career: 10 at Boston College (1/28/18)*

Field Goals Attempted

Season: 15 vs. Furman (12/12/21)

Career: 21 vs. Virginia Tech (3/1/18)*

3- Point Field Goals

Season: 6 vs. Furman (12/12/21)

Career: 6 vs. Furman (12/12/21)

3- Point Field Goals Attempted

Season: 12 vs. Furman (12/12/21)

Career: 12 vs. Furman (12/12/21)

Free Throws

Season: 4 at Pitt (1/11/22)

Career: 6 vs. Towson (12/2/18)*

Free Throws Attempted

Season: 4 at Pitt (1/11/22)

Career: 6, 2x, last at Virginia (2/2/20)*

Rebounds

Season: 10 at Syracuse (1/20/22)

Career: 13 vs. Lincoln (PA) (12/2/20)*

Assists

Season: 4 vs. Wake Forest (12/19/21)

Career: 5, 4 times*

Steals

Season: 2, 2x, last at Syracuse (1/20/22)

Career: 3, 7 times*

Blocks

Season: 3, 4x, last at Syracuse (1/20/22)

Career: 7 vs. Virginia (3/5/20)*

Turnovers

Season: 6 at Syracuse (1/20/22)

Career: 12 at Virginia (12/31/17)*

Minutes

Season: 40 at Purdue (12/1/21)

Career: 41 vs. Green Bay (11/30/19)*

Miscellaneous

	Career	21-22
Double-Doubles:	5	1
Double Figure Points:	54	7
Double Figure Rebounds:	12	2
Led Team In Points/Rebs:	-	5/2
20+ Points:	5	1

*indicates at Syracuse

2021-22 GAME-BY-GAME

#45 STRAUTMANE, Digna

Opponent	Date	GS	MIN	Total		3-Pointers		Free throws		Rebounds				PF		A		TO		BLK		STL		PTS		AVG
				FG-FGA	PCT	3FG-3FGA	PCT	FT-FTA	PCT	OFF	DEF	TOT	AVG	PF	A	TO	BLK	STL	PTS	AVG						
at Central Mich.	11/09/2021		17:15	8-10	.800	2-4	.500	1-2	.500	5	4	9	9.0	3	0	2	1	1	1	19	19.0					
Kennesaw St.	11/11/2021		13:06	2-6	.333	0-3	.000	2-3	.667	2	1	3	6.0	5	1	1	2	0	1	6	12.5					
Belmont	11/14/2021		18:01	1-2	.500	1-2	.500	0-0	.000	0	2	2	4.7	3	1	2	0	1	3	9.3						
at ETSU	11/17/2021		19:45	2-4	.500	1-2	.500	1-1	1.000	1	3	4	4.5	2	2	2	0	0	6	8.5						
Auburn	11/21/2021	*	22:30	2-4	.500	0-1	.000	0-0	.000	1	5	6	4.8	3	2	1	0	0	4	7.6						
Hofstra	11/24/2021		22:52	0-2	.000	0-2	.000	2-2	1.000	4	5	9	5.5	0	2	2	0	0	2	6.7						
at Purdue	12/01/2021	*	40:00	7-12	.583	2-5	.400	2-2	1.000	2	1	3	5.1	4	2	3	0	1	18	8.3						
at Georgia	12/05/2021	*	20:33	0-3	.000	0-2	.000	0-2	.000	3	2	5	5.1	2	0	1	0	0	0	7.3						
UConn	12/09/2021	*	35:36	4-12	.333	0-6	.000	0-0	.000	3	4	7	5.3	0	2	2	3	0	8	7.3						
Furman	12/12/2021	*	32:12	7-15	.467	6-12	.500	0-0	.000	2	4	6	5.4	2	1	0	2	2	20	8.6						
Wake Forest	12/19/2021	*	28:34	5-12	.417	2-6	.333	0-0	.000	3	4	7	5.5	2	4	2	1	1	12	8.9						
Boston U.	12/21/2021	*	21:08	3-6	.500	3-4	.750	0-0	.000	0	4	4	5.4	2	1	1	1	0	9	8.9						
Louisville	01/02/2022	*	37:07	4-10	.400	4-6	.667	1-2	.500	0	3	3	5.2	2	1	2	0	1	13	9.2						
Virginia	01/09/2022	*	34:24	1-7	.143	1-7	.143	0-0	.000	2	5	7	5.4	1	2	1	3	1	3	8.8						
at Pittsburgh	01/11/2022	*	28:46	4-8	.500	4-6	.667	4-4	1.000	1	0	1	5.1	2	3	0	1	1	16	9.3						
Florida St.	01/13/2022	*	15:36	1-4	.250	0-2	.000	0-0	.000	0	2	2	4.9	2	0	2	0	0	2	8.8						
at Miami (FL)	01/16/2022	*	29:03	3-9	.333	0-3	.000	1-1	1.000	1	8	9	5.1	1	0	2	3	0	7	8.7						
at Syracuse	01/20/2022	*	36:11	4-10	.400	1-6	.167	0-0	.000	3	7	10	5.4	2	1	6	3	2	9	8.7						
North Carolina	01/23/2022	*	37:56	5-12	.417	4-8	.500	0-0	.000	2	9	11	5.7	2	0	0	2	0	14	9.0						
Boston College	01/27/2022	*	32:26	4-9	.444	1-5	.200	0-0	.000	2	0	2	5.5	1	2	3	1	0	9	9.0						
Totals			15	543:01	67-157	.427	32-92	.348	14-19	.737	37	73	110	5.5	41	27	35	23	11	180	9.0					

Player Averages

Games Played	Minutes/game	Points/game	FG Pct	3FG Pct	FT Pct	Rebounds/game	Assists/game	Turnovers/game	Assist/Turnover ratio	Steals/game	Blocks/game
20	27.2	9.0	42.7	34.8	73.7	5.5	1.4	1.8	0.8	0.6	1.2

STRAUTMANE CAREER STATISTICS

STRAUTMANE, Digna

				Field Goals		3-Point		F-Throws		Rebounds				Scoring								
SEASON	TEAM	GP-GS	MIN/AVG	FG-FGA	FG%	3FG-3FGA	3FG%	FT-FTA	FT%	OFF	DEF	TOT	AVG	PF-FO	A	TO	BLK	STL	PTS	AVG		
2017-18	Syr	31-30	892/28.8	127-327	.388	29-136	.213	29-42	.690	73	117	190	6.1	99-4	34	54	58	24	312	10.1		
2018-19	Syr	34-34	979/28.8	122-282	.433	53-147	.361	27-35	.771	58	111	169	5.0	86-0	57	51	29	23	324	9.5		
2019-20	Syr	31-31	981/31.7	98-270	.363	54-183	.295	18-21	.857	40	100	140	4.5	83-2	45	37	40	28	268	8.6		
2020-21	Syr	24-24	711/29.6	69-178	.388	30-106	.283	10-11	.909	53	85	138	5.8	54-1	34	34	26	31	178	7.4		
2021-22	GaTech	20-15	543/27.2	67-157	.427	32-92	.348	14-19	.737	37	73	110	5.5	41-1	27	35	23	11	180	9.0		
TOTAL FOR GaTech				20-15	543/27.2	67-157	.427	32-92	.348	14-19	.737	37	73	110	5.5	41-1	27	35	23	11	180	9.0
TOTAL				140-134	4106/29.3	483-1214	.398	198-664	.298	98-128	.766	261	486	747	5.3	363-8	197	211	176	117	1262	9.0

TV/RADIO ROSTER

**#3 Sarah Bates**

G • 5-9 • r-Sr.
Fresno, Calif.
(Kansas State/Clovis West)

**#10 Elizabete Bulane**

(eeliza-bet-uh boo-law-neh)
G • 5-7 • Fr.
Adazi, Latvia
(Riga Commerical)

**#11 Aixa Wone Aranaz**

(eye-sha wone ah-duh-nas)
F • 6-3 • Jr.
Pamplona, Spain
(Ohio State)

**#13 Lorela Cubaj**

(low-rell-UH coo-BYE)
F • 6-4 • 5th Yr.
Terni, Italy
(Istituto Paritario G. Parini)

**#14 Anisa Clark**

G • 5-7 • So.
McDonough, Ga.
(Union Grove)

**#15 Avyonce Carter**


(ah-vee-on-ge)
G • 5-10 • So.
Norcross, Ga.
(Wesleyan)

**#20 Nerea Hermosa**

(nu-RAY-uh her-MOS-ah)
C • 6-5 • Jr.
Vitoria, Spain
(IES Joaquim Blume)

**#24 Eylia Love**

(e-lee-uh)
G/F • 6-1 • So.
Kansas City, Kansas
(Olathe North)

**#31 Lotta-Maj Lahtinen**

(LOW-tah MY LAW-tin-in)
G • 5-9 • Sr.
Helsinki, Finland
(Makelanrinne Sports)

**#33 Carmyn Harrison**


F • 6-2 • Fr.
Memphis, Tenn.
(Hutchison School)

**#41 Kierra Fletcher**

G • 5-9 • 5th Yr.
Warren, Mich.
(Warren Cousino)

**#45 Digna Strautmane**

(SSTROWT-ma-neh)
F • 6-2 • 5th Yr.
Riga, Latvia

**Nell Fortner**

Head Coach
3rd Season

**Tasha Butts**

Associate Head Coach
3rd Season

**Blanche Alverson**

Assistant Coach
3rd Season

**Murriel Page**

Assistant Coach
2nd Season

**Mickie DeMoss**


Chief of Staff
3rd Season

**Ashlee Villarreal**

Director of Operations
3rd Season

**Sydney Durrah**

Director of Video
3rd Season

**Cortnee Walton**

Recruiting Operations
3rd Season

**Katie Wilkins**

Assistant Director of Operations
3rd Season

**Shannon Jackson**

Player Development Coach
1st Season

**Rachel Matthews**

Athletic Trainer
5th Season