



2021

FLORIDA STATE FOOTBALL



SEMINOLES RESUME RIVALRY WITH CLEMSON



FLORIDA STATE SEMINOLES | 3-4, 2-2 ACC

VS

CLEMSON TIGERS | 4-3, 3-2 ACC

Saturday, October 30, 2021 • 3:30 p.m. • Clemson, S.C.

Memorial Stadium (81,500)



NOTES TO KNOW

- » FSU is the first team in the 69-year history of the ACC to win its next three games after starting a season 0-4.
- » The Seminoles have rushed for at least 200 yards in six of their first seven games this season and are one of eight teams with six 200-yard rushing games this year. The last time FSU produced at least six 200-yard rushing games in a seven-game span was 1995 when the Seminoles rushed for at least 200 yards in the first six games of the season.
- » In the 21 seasons from 1995-2020, Florida State had at least six 200-yard rushing games in a season five times (1995, 2002, 2012, 2013, 2017). FSU posted four 200-yard rushing games in nine contests in 2020.
- » The Seminoles' average of 6.91 yards per rush in October is 1st in the nation. FSU's season average of 5.90 yards per rush is 1st in the ACC and 5th nationally, and its 230.3 rushing yards per game are 2nd in the ACC and 13th nationally.
- » FSU has produced a 100-yard rusher in six of its first seven games of 2021, one of only seven teams in the country to have six different games with a 100-yard rusher this year. Running back **Jashaun Corbin** has four 100-yard games, the 3rd-highest total in the ACC, and quarterback **Jordan Travis** has two 100-yard games, 6th-most in the conference.
- » The Seminoles have converted 16 consecutive Red Zone trips, scoring a total of 99 points. FSU was 1-for-1 with a touchdown in the Red Zone against Louisville, 6-for-6 against Syracuse, scoring four touchdowns and two field goals, 3-for-3 at North Carolina with three touchdowns, and 6-for-6 against UMass with five touchdowns and one field goal.
- » FSU ranks 2nd in the ACC and 20th in the country with a 73.1 Red Zone touchdown percentage this season (19-of-26).
- » Florida State has been flagged for five or fewer penalties in four consecutive games, the longest streak against all FBS opponents by the Seminoles since 1995 (3 at Virginia, 5 at UNC, 5 vs. Maryland, 4 at Florida). FSU's average of 3.7 penalties per game in October is 2nd-best in the ACC and tied for 8th-lowest in the nation.
- » Florida State is tied for 9th in the country with five plays of at least 60 yards this season. FSU's four rushing plays of at least 50 yards, three rushing plays of at least 60 yards and two rushing plays of at least 70 yards all rank 1st in the ACC and tied for 4th nationally.
- » The Seminoles rank 2nd in the ACC and 5th nationally in 4th-down defense with opponents converting only 25.0 percent (3-of-12) this season. In October, FSU's opponents are 0-for-6, the most attempts in the country without allowing a conversion.
- » FSU ranks 2nd in the ACC and 11th nationally in Red Zone defense, allowing a score on 68.4 percent of drives that reach the Red Zone, and has held opponents to 4-of-8 (.500) Red Zone conversions in October, the best defensive stop rate in the ACC and 2nd-best defensive stop rate in the country.

NUMBERS TO KNOW

74.2

FSU's winning percentage since 1976, 4th-highest in the nation

75

Jashaun Corbin has tied FSU's single-season record with two 75+ yard runs in 2021

.500

FSU's ACC-best defensive Red Zone stop rate in October, 5th in the nation



Florida State is celebrating its 75th season of football in 2021

6.91

FSU's nation-leading yards-per-carry average in October



2021 SCHEDULE

Date	Opponent	Time/Result
Sept. 5	#9 Notre Dame	L, 38-41 (OT)
Sept. 11	Jacksonville State	L, 17-20
Sept. 18	at Wake Forest*	L, 14-35
Sept. 25	Louisville*	L, 23-31
Oct. 2	Syracuse*	W, 33-30
Oct. 9	at North Carolina*	W, 35-25
Oct. 23	UMass	W, 59-3
Oct. 30	at Clemson*	3:30 p.m. (ESPN)
Nov. 6	NC State*	TBA
Nov. 13	Miami*	TBA
Nov. 20	at Boston College*	TBA
Nov. 27	at Florida	TBA

*ACC Game; AP Rankings Listed

MEDIA INFORMATION

TV: ESPN

Play-by-Play: Mark Jones

Analyst: Robert Griffin III

Reporter: Quint Kessenich



RADIO: SEMINOLE SPORTS NETWORK

Play-by-Play: Gene Deckerhoff

Analyst: William Floyd

Sideline: Tom Block



SIRIUS XM RADIO

FSU Broadcast (Sirius/XM/App): 108/210/968

DIRECT LINKS

Watch: <https://www.espn.com/watch/>

Listen: <https://noles.co/radio2021>

TEAM INFORMATION

FLORIDA STATE

Head Coach: Mike Norvell (Central Arkansas, '05, '07)

FSU Record: 6-10 (2nd season)

Overall Record: 44-25 (6th season)

CLEMSON

Head Coach: Dabo Swinney (Alabama, '93)

Clemson Record: 144-36 (14th year)

Overall Record: 144-36 (14th year)

SERIES HISTORY

Florida State leads the all-time series 20-13 (.606), including 17-11 (.607) since FSU joined the ACC for the 1992 season.



2021 FSU FOOTBALL

HEAD COACH MIKE NORVELL



2nd season at Florida State
6th season as Head Coach | 16th overall

Hometown: Irving, Texas
Alma Mater: Central Arkansas, 2005, 2007
Family: wife Maria; daughter Mila

COACHING HISTORY

Year	School	Position
2020-PR	Florida State	Head Coach
2016-19	Memphis	Head Coach
2012-15	Arizona State	Offensive Coordinator/QB
2011	Pittsburgh	co-Off. Coord./WR/Dir. of Recruiting
2010	Tulsa	Passing Game Coord./WR/Dir. of Recruiting
2009	Tulsa	Passing Game Coord./WR
2007-08	Tulsa	Graduate Assistant
2006	Central Arkansas	Graduate Assistant

HEAD COACHING CAREER

Year	Team	Record	Bowl
2021	Florida State	3-4	
2020	Florida State	3-6	--
2019	Memphis	12-1	Cotton*
2018	Memphis	8-6	Birmingham
2017	Memphis	10-3	Liberty
2016	Memphis	8-5	Boca Raton
6th season		44-25	

*did not coach bowl game

I LOVE THE MIKE NORVELL HIRE. [HE'S] A GUY THAT'S GOING TO WORK THE STUDENTS ON CAMPUS AND GET THEM EXCITED ABOUT FOOTBALL. HE'S GOT THE ENERGY TO DO THAT. I'M REALLY HOPEFUL AND EXCITED ABOUT GETTING FLORIDA STATE AND THAT GREAT TRADITION BACK, PLAYING MEANINGFUL FOOTBALL AGAIN IN TALLAHASSEE. - Kirk Herbstreit, ESPN

- » Only FBS head coach to produce a top-7 rushing offense (4th, 2018) and a top-7 passing offense (7th, 2017) since 2016
- » One of four FBS head coaches to oversee multiple top-4 total offenses (4th in 2017 and 2018) since 2016
- » Only coach in ACC history to defeat a top-5 team in his first season in the conference (31-28 win vs. No. 5 UNC on Oct. 17, 2020)
- » Named Florida State's 11th full-time head football coach on Dec. 8, 2019
- » Spent the previous four seasons as the head coach at Memphis, compiling a record of 38-15
- » Won the 2019 American Athletic Conference championship and a spot in the New Year's Six Cotton Bowl
- » His 71.7 winning percentage at Memphis was the highest in program history
- » Joined Nick Saban as the only two FBS head coaches to score at least 500 points every season from 2016-19
- » One of 12 head coaches in any conference to appear in three straight conference championship games (2017-19). He is also one of only seven to make three conference championship game appearances in their first four years as a head coach
- » Finalist for the Eddie Robinson and Bear Bryant Coach of the Year awards in 2019
- » 13 of Norvell's pupils have been selected in the last four NFL Drafts, including multiple picks each year
- » Has coached 21 NFL Draft picks, five All-Americans, including three first-team selections, and three Freshman All-Americans, while his players have earned 60 all-conference recognitions
- » Memphis was one of three FBS teams to rank in the top-15 nationally in scoring offense every year from 2016-19
- » In 2019, led Memphis to a school-record 12 wins and the program's first outright conference championship since 1969
- » In 2018, unanimous All-American Darrell Henderson broke the NCAA record with a career average of 8.22 yards per carry, and his 2018 average of 8.92 yards per carry was the highest for a season with a minimum of 200 carries in records dating back to 2000
- » In 2017, Anthony Miller earned consensus All-America honors after leading the NCAA with 18 touchdowns and ranking 3rd in the country with 96 receptions and 1,462 yards
- » Four-year letterwinner at Central Arkansas who was inducted into the UCA Sports Hall of Fame in 2015. He broke the school record with 213 career receptions and still ranks 5th with 2,611 receiving yards

HEAD COACHING CAREER

Opponent	Record	Streak	Last
Boston College	0-0	--	11/20/2021
Bowling Green	1-0	W1	W, 77-3 (2016)
Cincinnati	3-0	W3	W, 29-24 (2019)
Clemson	0-0	--	10/30/2021
Duke	1-0	W1	W, 56-35 (2020)
East Carolina	2-0	W2	W, 59-41 (2018)
Florida	0-0	--	11/27/2021
Georgia State	1-0	W1	W, 59-22 (2018)
Georgia Tech	0-1	L1	L, 13-16 (2020)
Houston	4-0	W4	W, 45-27 (2019)
Iowa State	0-1	L1	L, 20-21 (2017)
Jacksonville State	1-1	L1	L, 17-20 (2021)
Kansas	1-0	W1	W, 43-7 (2016)
Louisville	0-2	L2	L, 23-31 (2021)
Mercer	1-0	W1	W, 66-14 (2018)
Miami	0-1	L1	L, 10-52 (2020)
Missouri	0-1	L1	L, 33-65 (2018)
Navy	2-2	W1	W, 35-23 (2019)
North Carolina	2-0	W2	W, 35-25 (2021)
North Carolina State	0-1	L1	L, 22-38 (2020)
Notre Dame	0-2	L2	L, 38-41 (OT) (2021)
Ole Miss	1-1	W1	W, 15-10 (2019)
Pittsburgh	0-1	L1	L, 17-41 (2020)
SMU	4-0	W4	W, 54-48 (2019)
South Alabama	2-0	W2	W, 42-6 (2019)
South Florida	1-1	W1	W, 49-10 (2019)
SE Missouri State	1-0	W1	W, 35-17 (2016)
Southern	1-0	W1	W, 55-24 (2019)
Southern Illinois	1-0	W1	W, 44-31 (2017)
Syracuse	1-0	W1	W, 33-30 (2021)
Temple	1-1	L1	L, 28-30 (2019)
Tulane	3-1	W1	W, 47-17 (2019)
Tulsa	3-1	W3	W, 42-41 (2019)
UCF	0-4	L4	L, 41-56 (2018)
UCLA	1-0	W1	W, 48-45 (2017)
UConn	2-0	W2	W, 55-14 (2018)
ULM	2-0	W2	W, 52-33 (2019)
UMass	1-0	W1	W, 59-3 (2021)
Wake Forest	0-2	L2	L, 14-35 (2021)
Western Kentucky	0-1	L1	L, 31-51 (2016)

Bold-Remaining 2021 Opponents

ASSISTANT COACHES

Kenny Dillingham	Offensive Coordinator/QB
2nd year at FSU/8th in college	Booth
Adam Fuller	Defensive Coordinator
2nd year at FSU/24th in college	Field
John Papuchis	Special Teams Coordinator/DE
2nd year at FSU/21st in college	Field
Chris Thomsen	Deputy Head Coach/TE
2nd year at FSU/25th in college	Field
Odell Haggins	Associate Head Coach/DT
28th year at FSU/28th in college	Field
Alex Atkins	Offensive Line
2nd year at FSU/15th in college	Field
Ron Dugans	Wide Receivers
3rd year at FSU/17th in college	Field
David Johnson	Recruiting Coordinator/RB
2nd year at FSU/14th in college	Field
Chris Marve	Def. Run Game Coordinator/LB
2nd year at FSU/8th in college	Field
Marcus Woodson	Def. Pass Game Coordinator/DB
2nd year at FSU/17th in college	Booth





2021 FSU FOOTBALL

HEAD COACH MIKE NORVELL: BY THE NUMBERS

- 38.8** Points per game as a head coach, 3rd-highest nationally among coaches active each year from 2016-21
- 40** 33 games scoring at least 40 points as a head coach
- 50** 18 games scoring at least 50 points as a head coach
- 60** 5 games scoring at least 60 points as a head coach
- 70** 3 games scoring at least 70 points as a head coach
- 3,000** Coached a 3,000-yard passer in six of the last eight seasons
- 300** 20 individual 300-yard passing games in 69 games as head coach
- 1,000** One of only two individuals, along with Oklahoma's Lincoln Riley, to coach a 1,000-yard receiver each season from 2013-19
- 100** 33 individual 100-yard receiving games in 69 games as a head coach
- 1,000** Produced six 1,000-yard rushers in the last seven seasons
- 100** 48 individual 100-yard rushing games in 69 games as a head coach
- 12** Defensive touchdowns, including at least one every season as a head coach
- 11** Kickoff return touchdowns in five-plus seasons as a head coach
- 991** Single-year APR score in most recent NCAA report (2018-19 academic year)
- 21** NFL Draft picks coached, including 15 selected in the last five years

42 Current Division I coaches who have served on his staff

The list of 42 current Division I coaches who have worked under Norvell includes three head coaches and 11 coordinators:

Coach	Current Position	School
Chris Ball	Head Coach	Northern Arizona
Will Hall	Head Coach	Southern Miss
Ryan Silverfield	Head Coach	Memphis
Curt Baldus	Special Teams Coordinator	Arkansas State
Darrell Dickey	Offensive Coordinator	Texas A&M
Kenny Dillingham	Offensive Coordinator	Florida State
Adam Fuller	Defensive Coordinator	Florida State
Kevin Johns	Offensive Coordinator	Memphis
Dan Lanning	Defensive Coordinator	Georgia
Pete Lembo	Special Teams Coordinator	South Carolina
Chip Long	Offensive Coordinator	Tulane
Joe Lorig	Special Teams Coordinator	Penn State
John Papuchis	Special Teams Coordinator	Florida State
Scott Symons	Defensive Coordinator	Liberty

126 Seminole Scholars recognized in first two seasons since program's implementation



Mike Norvell's commitment to academics has been visible on FSU's jerseys starting with the 2020 season with the addition of the 'Seminole Scholar' patch. The 2021 season features 62 players who have graduated, earned a 3.0 cumulative GPA or finished their previous semester with a 3.0 GPA.

Entering the season, 17 players have already earned an undergraduate degree. Of that number, **DeCalon Brooks**, **Parker Grothaus**, **Baveon Johnson**, **Emmett Rice**, **Brady Scott**, **Leonard Warner** and **Ontaria Wilson** got their degrees at Florida State.





2021 FSU FOOTBALL

HEAD COACH MIKE NORVELL: GAME HIGHS

Points	Team	
77	vs. Bowling Green	9/24/16
70	vs. ECU at UConn	11/25/17 10/6/17
66	vs. Mercer vs. SMU	9/1/18 11/18/17

Points In A Quarter		
35	vs. Bowling Green (1st)	9/24/16
28	vs. UMass (2nd)	10/23/21
	vs. Duke (1st)	12/12/20
	vs. Mercer (2nd)	9/1/18
	vs. Mercer (1st)	9/1/18
	vs. UConn (2nd)	10/6/18
	at UConn (1st)	10/6/17

Points In A Half		
56	vs. Mercer (1st)	9/1/18
	vs. Bowling Green (1st)	9/24/16
49	vs. ECU (1st)	11/25/17
42	at Houston (2nd)	10/19/17
41	vs. UConn (1st)	10/6/18

Total Plays		
100	at UConn	10/6/17
92	vs. Houston	11/23/18
89	at South Florida at #12 UCF	11/23/19 12/2/17
86	vs. Mercer	9/1/18

Total Offense		
753	at #12 UCF	12/2/17
752	vs. Mercer	9/1/18
711	at UConn	10/6/17
679	vs. Georgia State	9/14/18
664	vs. SMU	11/18/17

Yards Per Play		
13.0 (49-635)	vs. ECU	11/25/17
11.0 (62-679)	vs. Georgia State	9/14/18
10.7 (59-634)	vs. UConn	10/6/18
9.8 (60-586)	vs. UMass	10/23/21
9.0 (74-664)	vs. SMU	11/18/17

Passing Attempts		
55	at UConn	10/6/17
53	at Houston	10/19/17
49	at UCF	9/30/17
47	at #16 Ole Miss	10/1/16
46	vs. South Florida	11/12/16

Completions		
39	at UConn	10/6/17
33	at Houston	10/19/17
31	at #16 Ole Miss	10/1/16
30	at #12 UCF vs. Houston	12/2/17 11/25/16

Passing Yards		
480	at UConn	10/6/17
471	at #12 UCF at Houston	12/2/17 10/19/17
418	vs. Western Kentucky	12/20/16
409	vs. #18 Houston	11/25/16

Passing Touchdowns		
8	at UConn	10/6/17
6	vs. #25 UCLA vs. Bowling Green	9/16/17 9/24/16
5	at Houston vs. Tulane vs. Mercer vs. Georgia State	11/16/19 10/18/19 9/1/18 9/14/18

Rushing Attempts		
59	vs. Houston	11/23/18
58	at South Florida	11/23/19
55	vs. Tulsa	11/10/18
53	vs. Jacksonville State vs. Wake Forest at Cincinnati	10/3/20 12/22/18 11/18/16

Rushing Yards		
410	vs. Georgia State	9/14/18
401	at #7 UCF vs. Houston	12/1/18 11/23/18
378	vs. UConn	10/6/18
365	vs. UMass	10/23/21

Rushing Touchdowns		
7	vs. SMU	11/18/17
6	vs. Duke vs. UConn vs. Houston	12/12/20 10/6/18 11/23/18
5	vs. UMass vs. Jacksonville State at South Florida at ECU vs. South Alabama vs. ECU	10/23/21 10/3/20 11/23/19 11/3/18 9/22/18 11/25/17

Fewest Total Yards Allowed		
170	at South Florida	11/23/19
173	vs. Ole Miss	8/31/19
174	vs. Mercer	9/1/18
241	vs. UMass	10/23/21
244	at Cincinnati	11/18/16

Fewest Passing Yards Allowed		
20	vs. #24 Navy	10/14/17
44	at South Florida	11/23/19
52	at Navy	9/8/18
82	vs. Navy	9/26/19
85	at #24 Navy	10/22/16

Fewest Rushing Yards Allowed		
25	at SMU	11/15/18
32	vs. Iowa State	12/30/17
60	vs. Mercer	9/1/18
63	vs. Jacksonville State	10/3/20
65	vs. #9 Notre Dame	9/5/21

Sacks		
7	vs. Tulane	10/27/17
6	vs. Western Kentucky	12/20/16
5	vs. Jacksonville State vs. #18 Cincinnati vs. Houston at SMU vs. Tulsa	9/11/21 11/29/19 11/23/18 11/15/18 11/10/18

Tackles For Loss		
15	vs. #18 Cincinnati	11/29/19
13	vs. Tulane	10/27/17
12	at SMU	11/15/18
11	vs. Tulsa vs. #25 UCLA	11/10/18 9/16/17

Takeaways		
6	vs. Kansas	9/17/16
5	vs. #24 Navy	10/14/17
4	vs. Duke vs. UConn at #12 UCF vs. ULM vs. Bowling Green	12/12/20 10/6/18 12/2/17 8/31/17 9/24/16

Interceptions		
4	vs. Bowling Green	9/24/16
3	vs. Duke vs. Tulane vs. UConn at #12 UCF vs. ECU	12/12/20 10/18/19 10/6/18 12/2/17 11/25/17

Fumble Recoveries		
4	vs. Kansas	9/17/16
3	at #7 UCF vs. #24 Navy vs. ULM	12/1/18 10/14/17 8/31/17
2	10x, last at Notre Dame	10/10/20

Blocked Kicks		
3	vs. Georgia Tech (2 FG, 1 PAT)	9/12/20
2	vs. #5 North Carolina (2 punts) vs. Southern (2 punts)	10/17/20 9/7/19
1	at Tulsa (1 FG) at ULM (1 FG) at Missouri (1 punt) vs. South Alabama (1 punt)	10/26/19 10/5/19 10/20/18 9/22/18

Points Scored	Individual	
24	Patrick Taylor Jr. at Houston Anthony Miller at UConn	10/19/17 10/6/17
18	16x, last Jashaun Corbin vs. Duke	12/12/20

Touchdown Responsibility		
7	Riley Ferguson at UConn (7 pass)	10/6/17
	R. Ferguson vs. BGSU (6 pass, 1 rush)	9/24/16
6	Brady White at Houston (5 pass, 1 rush) R. Ferguson vs. #25 UCLA (6 pass)	11/16/19 9/16/17
5	Jordan Travis at N. Carolina (3 pass, 2 rush) B. White vs. Tulane (5 pass) B. White vs. Georgia St. (5 pass) B. White vs. Mercer (5 pass) R. Ferguson vs. SMU (2 pass, 3 rush) R. Ferguson vs. Tulane (3 pass, 2 rush)	10/19/21 10/18/19 9/14/18 9/1/18 11/18/17 10/27/17

Total Offense		
466	Riley Ferguson at #12 UCF	12/2/17
465	Riley Ferguson at Houston	10/19/17
420	Riley Ferguson at UConn	10/6/17
414	Riley Ferguson vs. #18 Houston	11/25/16
394	Riley Ferguson vs. #25 UCLA	9/16/17

Rushing Attempts		
31	Darrell Henderson vs. #9 UCF	10/13/18
30	Patrick Taylor Jr. vs. Wake Forest	12/22/18
27	Patrick Taylor Jr. vs. Ole Miss	8/31/19
26	Patrick Taylor Jr. at Missouri	10/20/18
24	Kenneth Gainwell vs. Tulsa Darrell Henderson vs. Houston	10/26/19 11/23/18

Rushing Yards		
233	Darrell Henderson vs. Georgia St.	9/14/18
212	Darrell Henderson at Navy	9/8/18
210	Darrell Henderson at #7 UCF	12/1/18
209	Kenneth Gainwell at ULM	10/5/19
199	Darrell Henderson vs. #9 UCF	10/13/18

Rushing Touchdowns		
4	Patrick Taylor Jr. at Houston	10/19/17
3	Jashaun Corbin vs. Duke Patrick Taylor Jr. at South Florida Kenneth Gainwell at Tulsa Darrell Henderson at #7 UCF Darrell Henderson vs. UConn Patrick Taylor Jr. vs. UConn Darrell Henderson at Navy Riley Ferguson vs. SMU	12/12/20 11/23/19 10/26/19 12/1/18 10/6/18 10/6/18 9/8/18 11/18/17





2021 FSU FOOTBALL

HEAD COACH MIKE NORVELL: GAME HIGHS

Longest Rush

89	Jashaun Corbin vs. #9 Notre Dame	9/5/21
88	Jordan Travis vs. Pitt	11/7/20
83	Calvin Austin III vs. Mercer	9/1/18
82	Darrell Henderson at #7 UCF	12/1/18
	Darrell Henderson vs. Tulane	10/27/17

Rushing Yards Per Carry (min. 12)

16.6	Darrell Henderson vs. Ga. St. (14-233)	9/14/18
16.3	Darrell Henderson at Navy (13-212)	9/8/18
14.9	Kenneth Gainwell at ULM (14-209)	10/5/19
14.1	Darrell Henderson vs. ULM (12-169)	8/31/17
13.1	Darrell Henderson at #7 UCF (16-210)	12/1/18

Passing Attempts

53	Riley Ferguson at Houston	10/19/17
49	Riley Ferguson at UCF	9/30/17
48	Riley Ferguson at UConn	10/6/17
46	Riley Ferguson vs. South Florida	11/12/16
	Riley Ferguson at #16 Ole Miss	10/1/16

Completions

34	Riley Ferguson at UConn	10/6/17
33	Riley Ferguson at Houston	10/19/17
30	Riley Ferguson at #12 UCF	12/2/17
	Riley Ferguson vs. #18 Houston	11/25/16
	Riley Ferguson at #16 Ole Miss	10/1/16

Passing Yards

471	Riley Ferguson at #12 UCF	12/2/17
	Riley Ferguson at Houston	10/19/17
431	Riley Ferguson at UConn	10/6/17
409	Riley Ferguson vs. #18 Houston	11/25/16
398	Riley Ferguson vs. #25 UCLA	9/16/17

Passing Touchdowns

7	Riley Ferguson at UConn	10/6/17
6	Riley Ferguson vs. #25 UCLA	9/16/17
	Riley Ferguson vs. BGSU	9/24/16
5	Brady White at Houston	11/16/19
	Brady White vs. Tulane	10/18/19
	Brady White vs. Georgia St.	9/14/18
	Brady White vs. Mercer	9/1/18

Receptions

15	Anthony Miller at UConn	10/6/17
	Anthony Miller vs. #18 Houston	11/25/16
14	Anthony Miller at #12 UCF	12/2/17
12	Anthony Miller vs. Tulsa	10/29/16
11	Anthony Miller vs. Western Kentucky	12/20/16

Receiving Yards

250	Anthony Miller vs. Tulsa	10/29/16
224	Anthony Miller at UConn	10/6/17
203	Kenneth Gainwell vs. Tulane	10/18/19
195	Anthony Miller at #12 UCF	12/2/17
185	Anthony Miller vs. #25 UCLA	9/16/17

Receiving Touchdowns

4	Anthony Miller at UConn	10/6/17
3	Anthony Miller at #12 UCF	12/2/17
	Anthony Miller vs. Western Kentucky	12/20/16
2	17x, last Ontaria Wilson at N. Carolina	10/9/21

Longest Pass

89	Riley Ferguson to Anthony Miller vs. ECU	11/25/17
84	R. Ferguson to A. Miller vs. Kansas	9/17/16
75	Brady White to Damonte Coxie at ECU	11/3/18
	B. White to Patrick Taylor Jr. vs. Mercer	9/1/18
73	B. White to Antonio Gibson vs. Navy	9/26/19

Receiving Yards Per Catch (min. 3)

53.7	Sean Dykes at #7 UCF (3-161)	12/2/17
48.0	Anthony Miller vs. ECU (3-144)	11/25/17
30.3	Ontaria Wilson vs. Wake Forest (3-91)	9/18/21
27.0	Damonte Coxie vs. S. Alabama (3-81)	9/14/19
26.7	Ja'Khi Douglas vs. #9 Notre Dame (3-80)	9/5/21

Tackles

16	Curtis Akins vs. #24 Navy	10/22/16
14	Curtis Akins at #7 UCF	12/1/18
	T.J. Carter at Houston	10/19/17
13	Jammie Robinson vs. Louisville	9/25/21
	Austin Hall at Tulsa	10/26/19
	Tyrez Lindsey at Tulane	9/28/18

Tackles For Loss

5.5	Genard Avery vs. Tulane	10/27/17
5.0	Bryce Huff at Tulane	9/28/18
4.0	Jermaine Johnson II vs. Jax. St.	9/11/21
	Joseph Dorceus vs. #18 Cincinnati	11/29/19
	Joseph Dorceus at ULM	10/5/19
3.5	Bryce Huff vs. #18 Cincinnati	11/29/19
	Bryce Huff vs. SMU	11/15/18
	Arthur Maulet vs. Western Kentucky	12/20/16

Sacks

3.5	Genard Avery vs. Tulane	10/27/17
3.0	Jermaine Johnson II vs. Jax. St.	9/11/21
	Arthur Maulet vs. Western Kentucky	12/20/16
2.5	Bryce Huff at SMU	11/15/18
2.0	14x, last Janarius Robinson vs. #5 UNC	10/17/20

Punt Return Yards

109	Pop Williams vs. Tulsa	11/10/18
77	Traveon Samuel at South Florida	11/23/19
75	Pop Williams vs. Georgia St.	9/14/18
33	Keyshawn Helton vs. Jax. St.	9/11/21
	Anthony Miller vs. SEMO	9/3/16

Punt Return Average (min. 3)

27.3	Pop Williams vs. Tulsa (4-109)	11/10/18
18.8	Pop Williams vs. Georgia St. (4-75)	9/14/18
12.8	Traveon Samuel at South Florida (6-77)	11/23/19
11.0	Keyshawn Helton vs. Jax. St. (3-33)	9/11/21
	Anthony Miller vs. SEMO (3-33)	9/3/16

Long Punt Return

72	John Williams vs. Tulsa	11/10/18
47	John Williams vs. Georgia State	9/14/18
30	John Williams at Cincinnati	11/18/16
31	Keyshawn Helton vs. Jax. St.	9/11/21
	John Williams vs. Kansas	9/17/16

Punt Return Touchdowns

1	Keith Brown (blocked punt) vs. Southern	9/7/19
	Pop Williams vs. Tulsa	11/10/18

Kickoff Return Yards

209	Tony Pollard vs. Wake Forest	12/22/18
174	Tony Pollard vs. South Florida	11/12/16
161	Tony Pollard vs. Tulsa	10/29/16
159	Antonio Gibson vs. SMU	11/2/19
152	Tony Pollard at #7 UCF	12/1/18

Kickoff Return Average (min. 3)

53.0	Antonio Gibson vs. SMU (3-159)	11/2/19
49.3	Tony Pollard vs. Southern Ill. (3-148)	9/23/17
44.7	Tony Pollard at #24 Navy (3-134)	10/22/16
35.7	Chris Claybrooks vs. Tulane (3-107)	10/18/19
34.8	Tony Pollard vs. Wake Forest (6-209)	12/22/18

Long Kickoff Return

100	Tony Pollard vs. East Carolina	11/25/17
	Tony Pollard vs. Southern Illinois	9/23/17
	Tony Pollard at #24 Navy	10/22/16
99	Gabriel Rogers vs. Navy	9/26/19
	Tony Pollard vs. ULM	8/31/17
	Darrell Henderson at SMU	11/5/16

Kickoff Return Touchdowns

1	11x, last Chris Claybrooks vs. #18 Cincinnati	11/29/19
---	---	----------

All-Purpose Yards

386	Antonio Gibson vs. #15 SMU	11/2/19
318	Tony Pollard vs. Wake Forest	12/22/18
307	Kenneth Gainwell vs. Tulane	10/19/19
278	Darrell Henderson vs. SMU	11/18/17
273	Darrell Henderson at Navy	9/8/18

PATs Made

11	Jake Elliott vs. BGSU	9/24/16
10	Riley Patterson vs. East Carolina	11/25/17
9	Riley Patterson vs. Mercer	9/3/18
	Riley Patterson vs. SMU	11/18/17
8	Ryan Fitzgerald vs. UMass	10/23/21
	Parker Grothaus vs. Duke	12/12/20
	Riley Patterson at East Carolina	11/3/18
	Riley Patterson vs. Georgia St.	9/14/18
	Riley Patterson vs. Tulane	10/27/17

Field Goals Made

4	Riley Patterson vs. #15 SMU	11/2/19
3	Riley Patterson vs. #21 Cincinnati	12/7/19
	Riley Patterson vs. #9 UCF	10/13/18
	Riley Patterson vs. #24 Navy	10/14/17
	Jake Elliott at SMU	11/5/16
	Jake Elliott at Tulane	10/14/16
	Jake Elliott vs. Kansas	9/17/16

Long Field Goal

53	Ryan Fitzgerald vs. Jax. St.	9/11/21
	Parker Grothaus vs. Georgia Tech	9/12/20
52	Riley Patterson vs. #21 Cincinnati	12/7/19
	Riley Patterson at Missouri	10/20/18
50	Riley Patterson vs. #21 Cincinnati	12/7/19
	Riley Patterson vs. #15 SMU	11/2/19
	Riley Patterson at ULM	10/5/19
	Jake Elliott at Tulane	10/14/16
	Jake Elliott vs. Kansas	9/17/16

Punting Average

54.7	Adam Williams at ULM (3-164)	10/5/19
53.7	Spencer Smith vs. Temple (3-161)	10/6/16
52.0	A. Williams vs. South Ala. (2-104)	9/22/18
	S. Smith vs. Southern Ill. (2-104)	9/23/17
51.3	A. Williams vs. Tulane (3-154)	10/18/19
	S. Smith vs. Kansas (3-154)	9/17/16

Long Punt

77	Adam Williams at ULM	10/5/19
76	Adam Williams vs. Tulane	10/18/19
73	Adam Williams at SMU	11/15/18
65	Alex Mastromanno vs. Jax. St.	9/11/21
63	Spencer Smith at Tulane	10/14/16





JERMAINE JOHNSON

6-5 • 262 • R-SR • EDEN PRAIRIE, MINNESOTA
LOMBARDI AWARD SEMIFINALIST

45 Tackles **70** Sacks **90** Tackles for Loss

» Defensive end **Jermaine Johnson II** is one of 12 semifinalists for the Lombardi Award, given to the nation's best offensive or defensive lineman. **Johnson's 45 tackles are the most among Power 5 defensive linemen and he leads the ACC in sacks per game (1.00, 7.0 total) and is second in tackles for loss per game (1.28, 9.0 total).** He is also a Midseason All-American from CBS Sports.

» Johnson's 7.0 sacks are the most for a Seminole since **Brian Burns** had 10.0 in 2018. Johnson is the first FSU player since 2000 with a half-sack or more in each of the first four games of a season.

» Johnson's 9.0 TFL matches the most for a Seminole over the past three years (**Janarius Robinson** also had 9.0 in 2019). Johnson had six tackles and a 3-yard sack at North Carolina, the only sack of the game for either team, and was named ACC Defensive Lineman of the Week for the second time this season.

» In his first game as a Seminole, Johnson was named ACC Defensive Lineman of the Week after setting career highs with seven tackles, 2.5 tackles for loss and 1.5 sacks against No. 9 Notre Dame. He was the first Nole to put up those numbers against a ranked opponent since Burns, now with the Carolina Panthers, did it against No. 4 Clemson in 2017.

» Against Jacksonville State, Johnson topped those numbers with 11 tackles, 4.0 for loss and 3.0 sacks.

» **In records dating back to 2000, Johnson is the first Seminole with 11 tackles, 4.0 tackles for loss and 3.0 sacks in a game. No player from the ACC has had that line since 2011.**

» At Wake Forest, Johnson led FSU with 10 tackles and added a half-sack. He became the first Seminole defensive lineman since current Houston Texan **DeMarcus Walker** in 2016 with 10+ tackles in consecutive games.

» Johnson started four games at Georgia, with 36 tackles, 8.0 for loss, 7.5 sacks, 24 quarterback pressures, one forced fumble and two pass breakups. Five of Johnson's sacks came in the 2020 season and he transferred to FSU prior to the 2021 season.


“VIOLENT HANDS and a relentless motor are what drives Jermaine Johnson - Mike Golic, Jr.”

GAME LOG AT FSU

Opp	Tackles	Sacks	TFL	PD
Notre Dame	7	1.5	2.5	0
Jacksonville State	11	3.0	4.0	1
at Wake Forest	10	0.5	0.5	0
Louisville	3	1.0	1.0	0
Syracuse	7	0.0	0.0	1
at North Carolina	6	1.0	1.0	0
UMass	1	0.0	0.0	0
7 games	45	7.0	9.0	2

2021 HONORS

- » Lombardi Award Semifinalist
- » CBS Sports Midseason All-American
- » ACC Defensive Lineman of the Week (Oct. 9 vs. North Carolina)
- » ACC Defensive Lineman of the Week (Sept. 5 vs. Notre Dame)
- » Bednarik Award Watch List
- » Ted Hendricks Award Watch List
- » Preseason 3rd Team All-ACC (Athlon)
- » Preseason 3rd Team All-ACC (Phil Steele)





JASHAUN CORBIN

6-0 • 221 • R-SO • ROCKLEDGE, FLORIDA



79	Yards per Carry	4	100-Yd. Rush Games	89	Longest rush in ACC
-----------	-----------------	----------	--------------------	-----------	---------------------

» Running back **Jashaun Corbin** ranks 2nd in the country with 7.94 yards per carry, rushing for 683 yards on just 86 carries. Corbin has four 100-yard rushing games this season, with a career-high 159 yards on 11 carries against Louisville (14.5 per run).

» Corbin opened the year with 144 yards against No. 9 Notre Dame, had 109 against Jacksonville State and 127 vs. UMass. Corbin leads FSU with five rushing touchdowns on the season, with one each against Notre Dame, Jacksonville State, Louisville, Syracuse and UMass.

» Corbin is 3rd in the ACC with 97.6 rushing yards per game and has the two longest rushes in the conference this season - an 89-yard touchdown vs. Notre Dame and a 75-yard score against Louisville. Corbin is one of just four players in the country with multiple 75-yard runs this season and joins **Dalvin Cook** (2015), **Chris Thompson** (2010) and **Sammie Smith** (1987) as the only players in school history with multiple touchdown runs of 75 yards or longer in a season.

» Corbin's TD against the Irish is the 5th-longest rush in school history, the longest of his career and the longest for any player in six years under **Mike Norvell** as head coach. **Corbin's run is the 8th-longest rush in the country this season.**

» Corbin's dash was the longest for a Seminole since **Cook** had a 94-yard run at Wake Forest in 2015. His 144 yards are the 6th-most in a season opener in FSU history (**Ken MacLean**, 146, 1948; **Travis Minor**, 146, 1998; **Arthur Munroe**, 147, 1971; **Greg Allen**, 154, 1983; **Cook**, 156, 2015).

» Corbin needed just 15 carries against the Irish to reach 144 yards, and his 9.6 yards per carry were the most for a running back with that many yards against Notre Dame since **Vince Murray** had 11.3 yards per carry for Navy in 2009.

» With a minimum of 10 rushes per game, Corbin's 7.94 average is over 1.8 yards per carry better than No. 2 at 6.11 yards per rush. In records dating back to 2000, his average is 5th-highest among all ACC rushers through the first seven games of a season with a minimum of 85 carries.

» Florida State's 264 rushing yards vs. the Irish were the most for the Seminoles against a ranked opponent since having 287 vs. No. 10 Clemson in 2012.

» Corbin's 29-yard touchdown run against UMass pushed him past 1,000 yards in his Seminole career and he enters the Clemson game with 1,084 yards and 10 touchdowns in 16 games at Florida State.

GAME LOG AT FSU

2020

Opp	Rush	Yds	Avg.	TD	Lg
Georgia Tech	6	18	3.0	0	6
at Miami	6	43	7.2	0	24
Jacksonville St.	14	63	4.5	1	16
at Notre Dame	2	9	4.5	0	5
North Carolina	7	27	3.9	0	12
at Louisville	10	61	6.1	0	24
Pitt	6	31	5.2	0	15
at NC State	14	77	5.5	1	28
Duke	16	72	4.5	3	14
9 games	81	401	5.0	5	28

2021

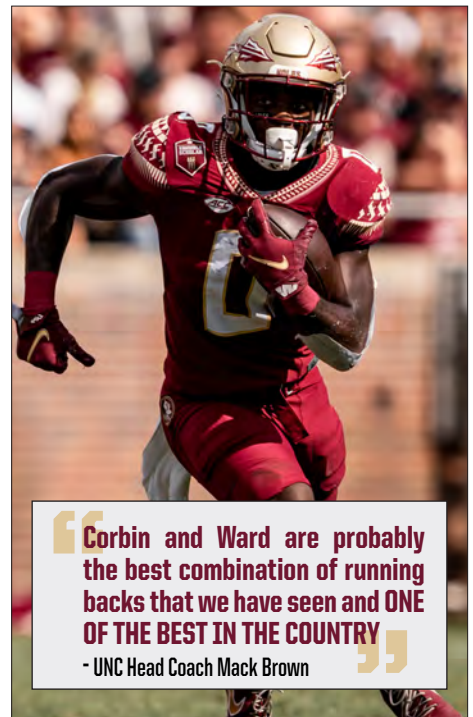
Opp	Rush	Yds	Avg.	TD	Lg
Notre Dame	15	144	9.6	1	89
Jacksonville St.	15	109	7.3	1	27
at Wake Forest	7	27	3.9	0	12
Louisville	11	159	14.5	1	75
Syracuse	14	65	4.6	1	17
at North Carolina	13	52	4.0	0	16
UMass	11	127	11.5	1	29
7 games	86	683	7.9	5	89

FSU Career

	Rush	Yds	Avg.	TD	Lg
16 games	167	1084	6.5	10	89

2021 HONORS

- » Preseason All-ACC (College Football News)
- » Preseason 3rd Team All-ACC (Athlon)
- » Preseason 4th Team All-ACC (Phil Steele)
- » Doak Walker Award Watch List



“Corbin and Ward are probably the best combination of running backs that we have seen and **ONE OF THE BEST IN THE COUNTRY**”
- UNC Head Coach Mack Brown





JORDAN TRAVIS

6-1 • 201 • R-SO • WEST PALM BEACH, FLORIDA

5	Total TD at UNC	980	Total Yards in 2021
----------	-----------------	------------	---------------------

» Sophomore **Jordan Travis** accounted for all five touchdowns in FSU's 35-25 win at North Carolina and became the **only player in FSU history with 3 passing and 2 rushing touchdowns in a game**. He is the first Seminole to account for five touchdowns in a game since **Jameis Winston** threw for five scores against Maryland in 2013.

» For the season, Travis is 52-for-83 passing for 636 yards and 9 touchdowns, with 344 rushing yards and 4 touchdowns on the ground.

» Travis was named a Davey O'Brien QB of the Week and was Pro Football Focus' Top Rated QB of Week 6 with a 93.4 grade.

» Travis finished 11-for-13 passing for 145 yards and three touchdowns and added a career-high 121 rushing yards and two more scores on the ground at North Carolina. He completed his final 11 passes against the Tar Heels.

» **Travis is the first QB in FSU history with back-to-back games with over 100 rushing yards** and set a career-high rushing total in both games (113 vs. Syracuse). He has three career 100-yard rushing games after finishing with 107 against the Tar Heels in 2020.

» Travis's first rush touchdown at UNC was on a 53-yard run, his longest of the season and FSU's sixth play of at least 50 yards on the year. Travis passed 1,000 career rushing yards on the play, the first QB in FSU history to break that mark. After adding 78 yards and a touchdown vs. UMass, Travis enters the Clemson game with 1,131 rush yards and 14 rush touchdowns in just 18 games at FSU.

» Travis set a career high with three touchdown passes and tied his high with two rushing scores at UNC.

» Against Syracuse, Travis accounted for 244 yards of total offense in FSU's 33-30 win. Travis completed a career-high 22 passes for 131 yards and two touchdowns. He had three runs of at least 20 yards against the Orange, including a 33- and 25-yard run on the final drive to set up **Ryan Fitzgerald's** walk-off field goal.

» Travis's 33-yard run vaulted him past 1993 Heisman Trophy winner **Charlie Ward** for the most rushing yards by a quarterback in FSU history.

» **Travis is FSU's single-season (559 in 2020) and career (1,131) record holder for rushing yards by a quarterback.**

» In 2020, Travis became FSU's single-season rushing leader for a QB, passing Ward's 504 yards in 1992, with 559 yards on the ground in nine games. **Travis owns the two longest runs by a quarterback in FSU history** - an 88-yard run against Pitt in 2020 and a 66-yard run at Boston College in his first game as a Seminole in 2019. Travis's run against Pitt was the longest play for FSU in 2020 and is tied for the 6th-longest rush in FSU history.

» Travis had 17 completions in the first half against the Orange, topping his previous game high of 14. He threw 14-yard touchdown passes to **Camren McDonald** and **Keyshawn Helton**, tying a then-career-high for passing scores.

» At Wake Forest, Travis opened the game 5-for-5 for 107 yards and two touchdowns.

» Travis accounted for three touchdowns against No. 9 Notre Dame - 2 passing, 1 rushing - while passing for 130 yards. It was his seventh straight game with a rushing touchdown, a new school record for a quarterback. His 14 career rushing touchdowns at FSU are the most on the team.

GAME LOG AT FSU

2019

Opp	Pass Yds	Rush Yds	Total TD
at Boston College	0	94	2
Alabama State	71	69	0
at Florida	6	7	1
at Arizona State	2	58	0
4 games	79	228	3

2020

Opp	Pass Yds	Rush Yds	Total TD
Georgia Tech	0	39	0
at Miami	12	2	0
Jacksonville State	210	48	2
at Notre Dame	204	96	2
North Carolina	191	107	3
at Louisville	141	47	2
Pitt	106	80	1
Duke	192	90	3
8 games	1056	559	13

2021

Opp	Pass Yds	Rush Yds	Total TD
Notre Dame	130	9	3
Jacksonville State	0	7	0
at Wake Forest	107	16	2
Syracuse	131	113	2
at North Carolina	145	121	5
UMass	123	78	1
6 games	636	344	13

FSU Career

	Pass Yds	Rush Yds	Total TD
18 games	1771	1131	29

2021 HONORS

- » CFP National Performer of the Week (Oct. 9 vs. UNC)
- » Davey O'Brien Great 8 (Oct. 9 vs. UNC)
- » Davey O'Brien Watch List



JORDAN TRAVIS HAS TAKEN OVER. It hasn't been just the legs, he has thrown the ball really well.
- Mark Herzlich



2021 FSU FOOTBALL

GAME NOTES VS. CLEMSON

RUNNING BACKS SHINING

- » It's not just **Jashaun Corbin** that is standing out among FSU's running backs. For the first time since 2013 vs. Nevada (6 players), FSU had five different players score a rushing touchdown. Corbin (29 yards) joined QB **Jordan Travis** (3) and running backs **Treshaun Ward** (17), **D.J. Williams** (23) and **Lawrance Toafili** (10). It was Williams' first touchdown as a Seminole and Toafili's first of the season.
- » As a team, FSU ran for 365 yards against the Minutemen, its most since a 478-yard output - one shy of the school record - at USF in 2016. It was just the fifth time since 2000 that FSU has run for at least 365 yards in a game.
- » FSU is one of eight teams in the country to run for at least 200 yards in six different games. FSU has also had a 100-yard rusher in six of seven games this year (Corbin, 4; Travis, 2). The last time FSU ran for 200 yards in six of a season's first seven games was 1995.
- » **FSU's 365 rushing yards are the 24th-most in the country this year and 2nd-most for an ACC team.**
- » With a minimum of 4 rushes per game, FSU has three players ranked in the Top 15 in the ACC in yards per carry - Corbin (1st, 7.94), Ward (3rd, 7.35) and Travis (15th, 5.26).
- » Corbin leads FSU with 683 rush yards, followed by Ward (419) and Travis (344). FSU's 1,612 rushing yards are the 3rd-most through seven games for FSU since 2000 (2012, 1,632; 2002, 1,615).
- » **FSU has rushed for at least 200 yards in four consecutive games, the Noles' longest streak since 2010 (four straight vs. BYU, Wake Forest, Virginia and Miami).**
- » **Florida State's 264 rushing yards vs. No. 9 Notre Dame were the most for the Seminoles against a ranked opponent since having 287 vs. No. 10 Clemson in 2012.**
- » At North Carolina, Ward set a career-high with 77 rushing yards, including 17 yards on three carries on the final drive to seal FSU's 35-25 win.
- » In FSU's 33-30 win over Syracuse, Ward had just two carries for 66 yards, with a career-long run of 65 yards to set up Corbin's 2-yard touchdown run. **Ward's run was the 9th-longest non-touchdown run in FSU history.**
- » Against the Irish, Ward had 76 yards and his second career touchdown. He led FSU with 48 rushing yards at Wake Forest and also caught an 8-yard touchdown, his first career receiving touchdown, for FSU's first points at Wake.

STOUT DEFENSE

- » Florida State's defense held Louisville to 0 points, 79 yards of total offense, 1-for-8 on 3rd-down attempts and 0-for-1 on 4th down attempts in the second half. It was FSU's first shutout in a second half against an ACC opponent since Nov. 14, 2015 vs. North Carolina State.
- » FSU extended its scoreless drive streak to 12 against Syracuse, keeping the Orange off the board for the first four drives of the game. The Orange were 0-for-3 on fourth-down tries and just 2-for-12 on third down. Syracuse running back Sean Tucker entered the game with seven rushing touchdowns but did not find the end zone against the Seminoles.
- » At North Carolina, FSU held QB Sam Howell to 203 passing yards, his fewest since his freshman year. **Jarrian Jones** intercepted Howell in the end zone for his first career interception.
- » In the last 14 quarters, FSU has held opponents to 13-of-45 (.289) on 3rd-down conversion attempts and 0-for-7 on 4th-down conversion attempts. UMass was 0-for-2 on 4th-down and 3-for-12 (.250) on 3rd-down tries.
- » FSU is allowing just 3.81 yards per rush after halftime, the 4th-best average in the ACC. The Seminoles have allowed two rushes of at least 20 yards after halftime, tied for the fewest in the conference, and the 24 rushing first downs allowed after halftime are 4th in the ACC.

DEFENSIVE LINE AMONG ACC'S BEST

- » Florida State has 46 tackles for loss on the season, opening the year with 9.0 against Notre Dame and 8.0 against Jacksonville State and at Wake Forest. The last time FSU had 8.0 tackles for loss or more in three straight games was in 2017 against Clemson (9), Delaware State (11) and Florida (10).
- » The Noles tied its season high with 9.0 against UMass, with 12 players notching at least 0.5 TFL against the Minutemen.
- » **Keir Thomas**, a sixth-year transfer from South Carolina, has started all seven games in 2021 and 39 for his career. He had four tackles and a pivotal third-down sack late in the fourth quarter vs. Notre Dame and has 17 tackles with 4.5 for loss this year. Thomas, from Miami, started 32 games and played in 47 over five seasons at South Carolina. He recorded 142 tackles, 18.5 for loss and 8.5 sacks in his time in Columbia. He had a career-high eight tackles in a win at No. 15 Auburn in 2020.
- » **Fabien Lovett** has 18 tackles, including 2.5 for loss, this season. Thomas and Lovett each have 1.0 sack in 2021.
- » The Seminoles held Notre Dame to 65 total rushing yards, the 5th-lowest in head coach **Mike Norvell's** career. It was a 288-yard improvement over a season ago when the Irish rushed for 353 yards in South Bend.

ALL-TIME VS. CLEMSON

Year	Location	Res.	AP Rank (FSU/Opp)
1970	Tallahassee	W, 38-13	-/-
1975	Clemson	W, 43-7	-/-
1976	Tallahassee	L, 12-15	-/-
1988	Clemson	W, 24-21	10/3
1989	Tallahassee	L, 23-34	16/10
1992*	Clemson	W, 24-20	5/15
1993*	Tallahassee	W, 57-0	1/21
1994*	Tallahassee	W, 17-0	10/-
1995*	Clemson	W, 45-26	1/-
1996*	Tallahassee	W, 34-3	2/-
1997*	Clemson	W, 35-28	5/16
1998*	Tallahassee	W, 48-0	6/-
1999*	Clemson	W, 17-14	1/-
2000*	Tallahassee	W, 54-7	4/10
2001*	Clemson	W, 41-27	14/-
2002*	Tallahassee	W, 48-31	11/-
2003*	Clemson	L, 10-26	3/-
2004*	Tallahassee	W, 41-22	8/-
2005*	Clemson	L, 14-35	17/-
2006*	Tallahassee	L, 20-27	9/-
2007*	Clemson	L, 18-24	19/-
2008*	Tallahassee	W, 41-27	24/-
2009*	Clemson	L, 24-40	-/-
2010*	Tallahassee	W, 16-13	-/-
2011*	Clemson	L, 30-35	11/21
2012*	Tallahassee	W, 49-37	4/10
2013*	Clemson	W, 51-14	5/3
2014*	Tallahassee	W, 23-17 (ot)	1/22
2015*	Clemson	L, 13-23	17/1
2016*	Tallahassee	L, 34-37	12/3
2017*	Clemson	L, 14-31	-/4
2018*	Tallahassee	L, 10-59	-/2
2019*	Clemson	L, 14-45	-/2

*ACC Game

Overall: 20-13 | Home: 12-5 | Away: 8-8
ACC: 17-11

HIGHS vs. CLEMSON

Passing:		
Chris Weinke, 2000	27-43-0, 521 yards, 3 TD	
Jameis Winston, 2013	22-34-1, 444 yards, 3 TD	
EJ Manuel, 2012	27-35-0, 380 yards, 2 TD	
Clint Trickett, 2011	24-38-1, 336 yards, 3 TD	
Thad Busby, 1997	17-28-1, 332 yards, 2 TD	
Rushing:		
Dalvin Cook, 2015	21-194, 1 TD	
Warrick Dunn, 1995	12-180, 2 TD	
Dalvin Cook, 2016	19-169, 4 TD	
Greg Jones, 2002	22-165, 3 TD	
Greg Jones, 2001	17-160, 1 TD	
Receiving:		
Peter Warrick, 1997	8-249, 3 TD	
Snoop Minnis, 2000	4-163, 1 TD	
Javon Walker, 2001	6-162, 2 TD	
Nick O'Leary, 2013	5-161, 0 TD	
E.G. Green, 1996	5-156, 2 TD	





2021 FSU FOOTBALL

GAME NOTES VS. CLEMSON

- » UMass tallied just 241 total yards in the Noles' 59-3 win, FSU's fewest yards allowed since 2018 against Northern Illinois.
- » **Marcus Cushnie** made his FSU debut against Notre Dame after playing in 26 games over three seasons at Alabama A&M. He was a two-time All-SWAC selection and ranked 2nd in FCS with 1.75 sacks per game in the 2020 season. Cushnie led Alabama A&M to the SWAC title last year and was a second-team Academic All-American.
- » Cushnie had a solo and assisted tackle against UMass, both sacks. His 1.5 sacks against the Minutemen give him 17.5 for his career and he ranks 15th among active players with 0.53 sacks per game in his career.
- » On the interior, **Robert Cooper** has 88 career tackles, 9.0 for loss and 2.5 sacks. Cooper and **Jermaine Johnson** split a sack of Notre Dame quarterback Jack Coan in the first quarter.
- » **Dennis Briggs Jr.** started at Wake Forest and recovered his second career fumble. He suffered a season-ending injury against Louisville. **Jarrett Jackson** (vs. Syracuse) and **Malcolm Ray** (at North Carolina) each made their first career starts in Briggs' absence. Ray had his first career tackle for loss against UNC and added two more tackles against UMass. Jackson led FSU's linemen with four tackles against UMass, with 1.0 TFL and 0.5 sacks.
- » **Derrick McLendon II** has two games with a career-high 1.5 TFL this season - against Jacksonville State and at Wake Forest. He forced his first career fumble against Jacksonville State, a ball that was scooped up by **Sidney Williams** and returned 27 yards, leading to FSU's first touchdown of the game. All his TFLs at Wake Forest were sacks, half of FSU's three as a team.

OFFENSIVE LINE OPENS RUNNING LANES

- » Florida State has started six different offensive line combinations this season. Despite that, FSU has broken the 200-yard rushing mark six times this year, and had a 100-yard rusher in six games as well.
- » The Noles had a nearly 200-yard rushing advantage against No. 9 Notre Dame (264-65), including an 89-yard run from **Jashaun Corbin** that is the 8th-longest in the country this season. **Treshaun Ward**, **Lawrance Toafili** and **Jordan Travis** each had a run of at least 19 yards.
- » Florida State added 202 yards on the ground against Jacksonville State, giving FSU three straight 200-yard rushing games for the first time since 2012 (FSU rushed for 324 vs. Duke 12/12/20 and 264 vs. Notre Dame 9/5/21).
- » FSU had 205 yards rushing against Louisville, behind Corbin's career-high 159 yards. After adding 127 yards on just 11 carries against UMass, Corbin has four 100-yard rushing games this year and his 7.94 yards per carry are 2nd-best in the country (min. 10 carries/game).
- » Travis had back-to-back 100-yard rushing games, setting a career-high with 113 against Syracuse and topping that with 121 yards and two rush touchdowns at North Carolina. Travis is FSU's all-time leading rusher among quarterbacks with 1,131 yards. Against Syracuse, Travis had three runs of at least 20 yards, and Ward had a career-high 65-yard run. Syracuse entered the game allowing just 85.3 rushing yards per game before FSU ran for 247 yards against the Orange.
- » Syracuse also ranked 3rd in the country with 9.8 tackles for loss per game. FSU's offensive line allowed just 4.0 tackles behind the line of scrimmage and 2.0 sacks, ending the Orange's three-game stretch with at least 4.0 sacks.
- » At North Carolina, Travis had a 53-yard touchdown run and Ward set a career high with 77 rushing yards, including 17 over three carries on the final drive to seal the win. FSU did not allow a sack at UNC, the first time since 2019 the Noles did not take a sack.
- » **For the o-line's efforts against the Tar Heels, redshirt junior left guard Dillan Gibbons was named the ACC Offensive Lineman of the Week, the first Nole to win that award since 2016.**
- » Against UMass, the Noles had 586 total yards (most since Syracuse, 2016) and 365 rushing yards (most since USF, 2016). The Noles 56-point margin of victory was its largest over an FBS opponent since an 80-14 win vs. Idaho in 2013. The Noles had 12 plays of at least 20 yards against the Minutemen and averaged 9.8 yards per play.

BACKUP QBS STEP UP WHEN CALLED ON

- » **McKenzie Milton** has started three games for FSU and has made 36 starts in his career. He threw for 248 yards with a touchdown against Louisville, his most yards as a Seminole. His first quarter completion to **Malik McClain** pushed him past the 9,000 yard mark for his career and he now has 9,231 career passing yards.
- » He is 58-for-93 with two touchdowns - a 2-yard touchdown pass to **Wyatt Rector** vs. Jacksonville State and a 23-yard completion to **Andrew Parchment** vs. Louisville. Milton's start against JSU was his first since Nov. 23, 2018, when he suffered a leg injury that cost him his entire 2019 and 2020 seasons while at UCF.
- » Milton led UCF to a 27-6 record as a starter from 2016-18 and twice finished in the Top 10 for Heisman Trophy voting (6th in 2018, 8th in 2017). Milton entered the season on watch lists for the Maxwell, Davey O'Brien and Johnny Unitas Golden Arm Award.

HONORS

JASHAUN CORBIN

Preseason All-ACC (College Football News)
Preseason 3rd Team All-ACC (Athlon)
Preseason 4th Team All-ACC (Phil Steele)
Doak Walker Award Watch List

STEPHEN DIX, JR.

Preseason 4th Team All-ACC (Phil Steele)

AMARI GAINER

Bednarik Award Watch List
Butkus Award Watch List
Lombardi Award Watch List
Preseason 3rd Team All-ACC (Athlon)

DILLAN GIBBONS

ACC Offensive Lineman of the Week (Oct. 9 vs. North Carolina)

JERMAINE JOHNSON II

Lombardi Award Semifinalist
CBS Sports Midseason All-American
ACC Defensive Lineman of the Week (Oct. 9 vs. North Carolina)
ACC Defensive Lineman of the Week (Sept. 5 vs. Notre Dame)
Bednarik Award Watch List
Ted Hendricks Award Watch List
Preseason 3rd Team All-ACC (Athlon)
Preseason 3rd Team All-ACC (Phil Steele)

DEVONTAY LOVE-TAYLOR

Preseason 4th Team All-ACC (Phil Steele)

ALEX MASTROMANNO

Ray Guy Award Watch List

CAMREN McDONALD

Allstate AFCA Good Works Team
Wuerffel Trophy Nominee
Mackey Award Watch List

MALIK MCCLAIN

ACC Rookie of the Week (Oct. 9 vs. North Carolina)
Preseason Freshman All-American (ESPN)

McKENZIE MILTON

Mayo Clinic Comeback Player of the Year Nominee
Orange Bowl-FWAA Courage Award Nominee
Johnny Unitas Golden Arm Award Watch List
Maxwell Award Watch List
Davey O'Brien Award Watch List
CFPA National Performer of the Year Watch List

JAMMIE ROBINSON

Preseason 4th Team All-ACC (Phil Steele)

ROBERT SCOTT, JR.

Preseason 4th Team All-ACC (Athlon)

LAWRANCE TOAFILI

Doak Walker Award Watch List
Polynesian Player of the Year Watch List

JORDAN TRAVIS

CFPA National Performer of the Week (Oct. 9 vs. UNC)
Davey O'Brien Great 8 (Oct. 9 vs. UNC)
Davey O'Brien Watch List





2021 FSU FOOTBALL

GAME NOTES VS. CLEMSON

- » Milton ranks 6th nationally among active players with 278.6 yards of total offense per game, and 6th with 9,231 passing yards, 10,309 yards of total offense and 36 career starts at QB:

Active Career Total Offense/Gm.			Player		
Player	Current Team	YPG	Player	Current Team	Yards
Dillon Gabriel	UCF	323.4	Kedon Slovis	USC	283.9
Sam Howell	North Carolina	304.8	Brock Purdy	Iowa State	278.8
Bailey Zappe	W. Kentucky	301.6	McKenzie Milton	Florida State	278.6

- » Redshirt freshman **Chubba Purdy** got his first action of the year against UMass, completing all 5 passes for 98 yards and tied a career-high with two touchdown passes - a 12-yarder to **Camren McDonald** and a 5-yard toss to **Jordan Young**, the first TD of Young's career.
- » **Tate Rodemaker**, another redshirt freshman, has not attempted a pass in two games played this year. Rodemaker started FSU's 41-24 win over Jacksonville State in 2020.

McDONALD SHINES AT TIGHT END

- » Junior **Camren McDonald** has started 16 consecutive games and leads FSU with 18 catches on the year. He has 173 yards and two touchdowns in 2021. His 14-yard touchdown against Syracuse was the longest score of his career, and he scored from 12 yards out vs. UMass.
- » Last year, McDonald had 23 catches for 263 yards and a pair of touchdowns, including a career day against Pitt with seven catches for 61 yards. McDonald's touchdowns came at No. 12 Miami and against No. 5 North Carolina. His score against the Tar Heels, just before halftime, proved to be the game-winner.
- » McDonald earned a spot on the 2021 Allstate AFCA Good Works Team, one of 22 players recognized for their philanthropic work off the field. He also has been honored on the Mackey Award Watch List for tight ends and the Wuerffel Trophy Watch List for his off-the-field endeavors.
- » **Jordan Wilson**, a sixth-year player who transferred from UCLA before the 2020 season, saw his first action as a Seminole in the season opener against Notre Dame after missing last year with an injury. He has made three starts in 2021 after making eight starts at UCLA between 2017-19, catching 25 passes for 244 yards and two touchdowns. He has four catches for 26 yards in 2021.
- » **Wyatt Rector**, a former quarterback at Western Michigan, plays on all of FSU's special teams coverage units and made six tackles last year. He had one carry, a one-yard touchdown, last season vs. Pitt. He is FSU's special teams captain for 2021.
- » Against Jacksonville State in 2021, Rector caught a 2-yard touchdown pass for his first career catch. It was quarterback **McKenzie Milton**'s first touchdown pass as a Seminole.
- » **Preston Daniel** made a pair of starts for FSU in 2020 as the Noles No. 2 tight end. **Markeston Douglas** and **Jackson West** made their FSU debuts in 2021 against Jacksonville State.

WILSON, HELTON LEAD RECEIVING CORPS

- » **Ontaria Wilson** caught two passes for 38 yards at North Carolina, and both of them extended FSU's lead to 18 points. His first score was a 32-yard grab shortly before halftime and his second was a 6-yard catch in the third quarter. It was his first career multi-TD game.
- » At Wake Forest, Wilson had 91 receiving yards, the most for a Nole this year. His 65-yard TD pass from **Jordan Travis** is FSU's longest reception of the year.
- » Wilson is FSU's active career leader with 67 receptions and 850 receiving yards.
- » **Keyshawn Helton** led FSU with four catches (on four targets) against Notre Dame, finishing with 53 yards. He added his first career two-point conversion, FSU's first successful two-point try since 2019. Helton caught a 14-yard touchdown against Syracuse, his first of the season and team-high seventh for his career. Helton led FSU with three catches at North Carolina for a season-high 71 yards.
- » Helton's 44-yard catch at North Carolina was his longest of the year.
- » Sixth-year transfer **Andrew Parchment** has three touchdowns this season - a pair of receptions and a fumble recovery returned 10 yards for a score that was officially a three-yard rush against Syracuse. Wilson (12), Parchment (12) and Helton (11) lead FSU wide receivers in catches.
- » Parchment led FSU in receiving against Louisville, with five catches for 86 yards and a 23-yard touchdown. His five catches are tied for the most for a Nole in a game this year.
- » Parchment caught an 8-yard touchdown early in the fourth quarter vs. No. 9 Notre Dame that started FSU's 18-point rally in the final quarter to send the game to overtime.
- » Tight end **Camren McDonald** caught five passes for 41 yards against Syracuse, with a career-long 14-yard touchdown. McDonald added a second touchdown catch against UMass and has four career TD catches. He is averaging 9.6 yards per catch on a team-high 18 receptions.
- » **Malik McClain**, an ESPN preseason Freshman All-American, has nine catches for 124 yards. He caught his first career touchdown at North Carolina to get FSU on the board and was named the ACC Rookie of the Week for his game against the Tar Heels. McClain added a career-high 51-yard catch against UMass and has started six straight games.

RECORDING FSU

100-YD RUSHING GAMES

Jashaun Corbin (5)	Louisville, 2021	159
	Notre Dame, 2021	144
	UMass, 2021	127
	Jacksonville State, 2021	109
	Texas State, 2019*	103*
Jordan Travis (3)	at North Carolina, 2021	121
	Syracuse, 2021	113
	North Carolina, 2020	107
D.J. Williams (1)	at LSU, 2019	130**
Lawrance Toafili (1)	Duke, 2020	117
McKenzie Milton (1)	vs. Auburn, 2017 (Peach)	116***

*at Texas AGM **at Auburn ***at UCF

100-YD RECEIVING GAMES

Andrew Parchment (4)	West Virginia, 2019	132*
	Indiana State, 2019	121*
	Texas Tech, 2019	109*
	at Boston College, 2019	100*
Ontaria Wilson (1)	at NC State, 2020	117
Keyshawn Helton (1)	Clemson, 2018	100

*at Kansas

300-YD PASSING GAMES

McKenzie Milton (12)	Memphis, 2017	494*
	at SMU, 2017	412*
	at Cincinnati, 2017	374*
	USF, 2017	373*
	FIU, 2017	360*
	at UConn, 2018	346*
	Pitt, 2018	328*
	East Carolina, 2017	324*
	at UConn, 2016	317*
	Temple, 2018	312*
	UConn, 2017	311*
	Florida Atlantic, 2018	306*

*at UCF

10-TACKLE GAMES

Jammie Robinson (7)	at Texas AGM, 2019	15*
	Louisville, 2021	13
	at North Carolina, 2021	12
	at LSU, 2020	12*
	Clemson, 2019	11*
	at Ole Miss, 2020	11*
	Georgia, 2020	10*
Amari Gainer (4)	at Boston College, 2019	12
	at NC State, 2020	12
	at Notre Dame, 2020	11
	Georgia Tech, 2020	10
Joe Lang (4)	at South Dakota State, 2020	13**
	Fordham, 2018	12**
	at Syracuse, 2019	12**
	Yale, 2018	11**
Jermaine Johnson II (2)	vs. Jacksonville State, 2021	11
	at Wake Forest, 2021	10
Emmett Rice (2)	at Wake Forest, 2019	14
	at NC State, 2020	11
Marcus Cushnie (1)	vs. Arkansas-Pine Bluff, 2020	12***
Sidney Williams (1)	at North Carolina, 2021	10

*at South Carolina **at Holy Cross ***at Alabama AGM





2021 FSU FOOTBALL

GAME NOTES VS. CLEMSON

- » **Ja'Khi Douglas** caught a 60-yard touchdown against No. 9 Notre Dame, his third career touchdown catch and second straight game with a score of at least 60 yards. He caught a 68-yard touchdown in the 2020 season finale against Duke. Douglas led FSU with 80 yards on three catches against ND.
- » **Darion Williamson** had three catches against Jacksonville State. Williamson led FSU with 32 receiving yards after entering the game with three catches for 27 yards in his career.
- » **Kentron Poirier** made his first catch of the year against the Gamecocks, a five-yard reception in the first quarter. **Jordan Young** caught a five-yard touchdown, his only catch of the season and first career touchdown, against UMass.

LINEBACKERS RACK UP TACKLES

- » **D.J. Lundy** has started each of the first seven games in 2021, the first starts of his career. Lundy made a career-high seven tackles in back-to-back games against Louisville and Syracuse and has 35 for the season.
- » Against UMass, Lundy had five tackles, 1.0 sacks and fell on a fumble on special teams. It was his first career fumble recovery.
- » **Kalen DeLoach** has started six of seven games at linebacker for the Seminoles. DeLoach set a career-high with eight tackles against No. 9 Notre Dame, including his first career tackle for loss. A week later, against Jacksonville State, DeLoach added seven tackles and his first career sack. DeLoach entered 2021 with just 10 career tackles but has 39 this year, with 2.5 tackles for loss and 1.0 sacks.
- » DeLoach also downed a 65-yard **Alex Mastromanno** punt at the one-yard line against the Gamecocks. It was FSU's longest punt since 2014.
- » **Amari Gainer** started in DeLoach's place at Wake Forest, finishing with eight tackles and a career-high-tying 2.5 tackles for loss. Gainer had eight more tackles against Louisville and led FSU with six against UMass. His 41 on the year led FSU's linebacker unit.
- » Gainer also forced a fumble against UMass, his first of the season and team-high fourth for his career.
- » Gainer's 175 career tackles are the most on the team.
- » Gainer led FSU in tackles four times in 2020, including tying his career high with 12 tackles at North Carolina State. He had 11 tackles and a forced fumble at No. 5 Notre Dame.

DEFENSIVE BACKS NOTCH TAKEAWAYS

- » Florida State has allowed just 160.7 pass yards per game in October, coinciding with FSU's three-game win streak. That ranks 1st in the ACC and 14th in the country in that span.
- » FSU's 5.5 yards allowed per pass attempt in October is 1st in the ACC and 6th nationally.
- » **Jarvis Brownlee Jr.** and **Jammie Robinson** both had interceptions against UMass, the first multi-INT game for the Seminoles this year. Brownlee returned his interception 70 yards for a touchdown, FSU's first defensive score of the year
- » It was Brownlee's second career interception. Robinson's interception, which ended a UMass drive in the end zone, was his first as a Seminole and third of his career.
- » **Travis Jay** played just one snap against Syracuse, but made it memorable - an interception on the final play of the first half. Jay also had an interception against No. 9 Notre Dame on the Fighting Irish's final play of regulation. Jay leads FSU with three career interceptions. Jay also added a 41-yard kickoff return at UNC, the longest of his career and longest for FSU since 2019.
- » **Jarrian Jones** intercepted UNC quarterback Sam Howell for his first career interception. Against Syracuse and North Carolina, Jones allowed just two catches for 14 yards with an interception. It was Howell's first interception in three games.
- » **Sidney Williams** has accounted for two of FSU's nine takeaways this year - he recovered a fumble against Jacksonville State and returned it 27 yards to set up FSU's first touchdown and had his first career interception at Wake Forest. Williams has 32 tackles on the season, including a career-high 10 at North Carolina.
- » Robinson, a transfer from South Carolina, leads FSU with 48 tackles this season.
- » He had 13 tackles against Louisville, the most for a Seminole since Hamsah Nasirildeen had 22 at Boston College in 2019. After adding a team-high 12 at North Carolina, Robinson now has seven career games with at least 10 tackles (five at South Carolina). Robinson also led FSU with nine tackles against Syracuse.
- » Robinson made a pair of tackles and 1.0 TFL in his Seminole debut against Notre Dame. Robinson has started the past six games and forced a fumble at Wake Forest, the second of his career and first as a Seminole.
- » Robinson started 13 games over two seasons for the Gamecocks, with 136 tackles, 3.5 for loss, two interceptions and one forced fumble. He earned second-team Freshman All-America honors from PFF and Freshman All-SEC honors in 2019. Robinson had 15 tackles in 2019 against Texas A&M, the most for a South Carolina freshman since 1994.
- » After missing much of the 2020 season due to injury, senior **Meiko Dotson** started the first four games this season and forced a fumble against Louisville. The FAU transfer led the country with nine interceptions in 2019 and still ranks 6th nationally among active players in career interceptions.

NOLES IN THE NFL (AS OF 10/25/2021)

Player (Pos.)	Years at FSU	Team
Cam Akers (RB)	2017-19	Los Angeles Rams
Terrence Brooks (DB)	2010-13	Houston Texans
Brian Burns (DE)	2016-18	Carolina Panthers
Demarcus Christmas (DT)	2014-18	Pittsburgh Steelers
Dalvin Cook (RB)	2014-16	Minnesota Vikings
Ronald Darby (DB)	2012-14	Denver Broncos
Mario Edwards Jr. (DE)	2012-14	Chicago Bears
Cameron Erving (OL)	2010-14	Carolina Panthers
Devonta Freeman (RB)	2011-13	Baltimore Ravens
Graham Gano (K)	2005-08	New York Giants
Eddie Goldman (DT)	2012-14	Chicago Bears
Bobby Hart (OL)	2011-14	Tennessee Titans
Rodney Hudson (OL)	2007-10	Arizona Cardinals
Ryan Izzo (TE)	2014-17	Seattle Seahawks
Derwin James (DB)	2015-17	Los Angeles Chargers
Roderick Johnson (OL)	2014-16	Miami Dolphins
Christian Jones (LB)	2010-13	Chicago Bears
Lamaricus Joyner (DB)	2010-13	New York Jets
Joshua Kaindoh (DE)	2017-20	Kansas City Chiefs
Derrick Kelly II (OL)	2014-18	New York Giants
Trey Marshall (DB)	2014-17	Los Angeles Chargers
Gabe Nabers (FB)	2016-19	Los Angeles Chargers
Hamsah Nasirildeen (DB)	2017-20	New York Jets
Derrick Nnadi (DT)	2014-17	Kansas City Chiefs
Jacques Patrick (RB)	2015-18	San Francisco 49ers
Jalen Ramsey (DB)	2013-15	Los Angeles Rams
Xavier Rhodes (DB)	2009-12	Indianapolis Colts
Janarius Robinson (DE)	2016-20	Minnesota Vikings
Asante Samuel Jr. (DB)	2018-20	Los Angeles Chargers
Josh Sweat (DE)	2015-17	Philadelphia Eagles
Auden Tate (WR)	2015-17	Cincinnati Bengals
Chris Thompson (RB)	2009-12	Chicago Bears
DeMarcus Walker (DE)	2013-16	Houston Texans
P.J. Williams (DB)	2012-14	New Orleans Saints
Marvin Wilson (DT)	2017-20	Philadelphia Eagles
Jameis Winston (QB)	2012-14	New Orleans Saints

ATLANTIC COAST CONFERENCE

	ACC	Overall
Atlantic		
Wake Forest	4-0	7-0
NC State	2-1	5-2
Clemson	3-2	4-3
Louisville	2-2	4-3
Florida State	2-2	3-4
Syracuse	1-3	4-4
Boston College	0-3	4-3
Coastal		
Pitt	3-0	6-1
Virginia	4-2	6-2
North Carolina	3-3	4-3
Georgia Tech	2-3	3-4
Virginia Tech	1-2	3-4
Miami	1-2	3-4
Duke	0-3	3-4

Week 9 Schedule

Miami at Pitt	North Carolina at Notre Dame
Virginia Tech at Georgia Tech	Louisville at NC State
Florida State at Clemson	Duke at Wake Forest
Boston College at Syracuse	Virginia at BYU





2021 FSU FOOTBALL

GAME NOTES VS. CLEMSON

- » Dotson's average of 0.43 interceptions per game for his career is 2nd in the country among active players.

RED ZONE SCORING IMPROVES

- » Florida State has converted 16 consecutive Red Zone trips into points after a 6-for-6 day against UMass. FSU was 3-for-3 at North Carolina, 6-for-6 against Syracuse and 1-for-1 vs. Louisville.
- » FSU's 16 consecutive Red Zone conversions is the longest streak by the Seminoles since 2016.
- » Florida State's Red Zone output vs. Syracuse was the program's most Red Zone conversions against an ACC opponent since converting all six Red Zone trips for points vs. Boston College on Nov. 11, 2016.
- » In those 16 Red Zone drives, the Seminoles have scored 99 points. For the season, FSU is 22-for-26 in the Red Zone, with touchdowns on 19 of those 22 scores.
- » The Noles have scored 142 points in the Red Zone this year.

SEMINOLES DIP INTO TRANSFER PORTAL

- » After fielding the nation's youngest team in 2020, with 75 percent of the roster consisting of freshmen or sophomores, head coach Mike Norvell brought in quarterback **McKenzie Milton** (UCF), defensive end **Keir Thomas** (South Carolina), defensive back **Jammie Robinson** (South Carolina), offensive lineman **Dillan Gibbons** (Notre Dame), long snapper **James Rosenberry Jr.** (Maryland), linebacker **Cortez Andrews** (Maryland), wide receiver **Andrew Parchment** (Kansas), defensive back **Joe Lang** (Holy Cross), defensive end **Jermaine Johnson II** (Georgia), defensive back **Caleb Blake** (Colorado State), running back **D.J. Williams** (Auburn), defensive back **Jarques McClellion** (Arkansas) and defensive end **Marcus Cushnie** (Alabama A&M) from the transfer portal to provide experience. The group brought 309 games of collegiate experience into the 2021 season.
- » Johnson, Gibbons, Parchment and Thomas started FSU's season opener against Notre Dame. Milton and Robinson played in the second half, while Lang, Rosenberry Jr. and Blake contributed on special teams. Andrews and Cushnie contributed off the bench on defense throughout the contest.
- » Against Jacksonville State, Milton and Robinson both made their first FSU start. **Jarrett Jackson**, a 2019 transfer from Louisville, started against Syracuse.

SPECIALISTS RETURN

- » Kicker **Ryan Fitzgerald** hit a 34-yard field goal in a walk-off win against Syracuse, propelling the Seminoles to a 33-30 win over the Orange. **It was FSU's first walk-off win since an overtime touchdown on Sept. 20, 2014 against No. 22 Clemson and the first walk-off field goal since Dustin Hopkins' 55-yarder against the Tigers in 2010.**
- » Fitzgerald scored a career-high 11 points against UMass, converting his only field goal try and making all eight extra-point attempts.
- » Fitzgerald is now 6-for-8 on field goals this season, with a career-long 53-yarder against Jacksonville State. That kick matches the longest for a Seminole over the past nine seasons.
- » Fitzgerald tied the 2021 season opener vs. No. 9 Notre Dame with a 43-yarder with 40 seconds left in regulation to cap the Seminoles 18-point, fourth-quarter rally.
- » Junior **Parker Grothaus** was 4-for-7 on field goals in 2020, with his career-long 53-yarder coming in the season opener against Georgia Tech. Grothaus' and Fitzgerald's field goals match the longest for FSU since 2012, when Hopkins made a 56-yard field goal against Duke, and are the longest in **Mike Norvell's** head coaching career.
- » Grothaus was 14-for-14 on PATs in 2020 and is 19-for-20 in his career. He is handling kickoffs for the Seminoles this year.
- » Punter **Alex Mastromanno**, from Melbourne, Australia, booted a 65-yard punt against Jacksonville State that **Kalen DeLoach** downed on the one-yard line. It was the longest of his career (by 11 yards), the longest for a Seminole since **Cason Beatty** had a 67-yard punt against Virginia in 2014.
- » Mastromanno has taken all 28 punts this year, and FSU ranks 4th in the ACC with a 41.4 net punt average.
- » Under special teams coordinator **John Papuchis**, Florida State was rated 15th in ESPN's special teams efficiency rating in 2020 after being rated 81st in 2019.
- » FSU tied for 2nd in the country in blocked kicks with five and was one of only two teams to block multiple field goals and multiple punts in 2020.
- » Three blocked kicks came in the season opener against Georgia Tech and two more against No. 5 North Carolina.
- » Freshman **Ja'Khi Douglas** blocked UNC's first punt of the game. It was recovered by **DeCalon Brooks** and returned 18 yards to set up FSU's first touchdown.
- » Florida State has not allowed a kickoff return touchdown since Sept. 25, 2004, the longest active streak in the country (223 games).

ACTIVE LEADERS (FSU STATS ONLY)

Rushing Yards	Jordan Travis	1,131
Rushing Touchdowns	Jordan Travis	14
Passing Yards	Jordan Travis	1,771
Passing Touchdowns	Jordan Travis	15
Receptions	Ontaria Wilson	67
Receiving Yards	Ontaria Wilson	850
Receiving Touchdowns	Keyshawn Helton	7
Total Offense Yards	Jordan Travis	2,902
Points Scored	Jordan Travis	84
Kickoff Returns	Keyshawn Helton	25.2 (22-554)
All-Purpose Yards	Keyshawn Helton	1,346
Punt Average	Alex Mastromanno	43.7
Tackles	Amari Gainer	175
Tackles for Loss	Amari Gainer	15.0
Sacks	Jermaine Johnson II	7.0
Interceptions	Travis Jay	3
Pass Breakups	Akeem Dent	9
Forced Fumbles	Amari Gainer	4
Fumble Recoveries	Dennis Briggs, Jr.	2
	Amari Gainer	2
	Emmett Rice	2
Blocked Kicks	Ja'Khi Douglas	1

FSU in 2021

...in September	0-4	.000
...in October	3-0	1.000
...in November	0-0	.000
...in December	0-0	.000
...ACC home games	1-1	.500
...ACC road games	1-1	.500
...non-con home games	1-2	.333
...non-con road games	0-0	.000
...AP ranked home games	0-1	.000
...AP ranked road games	0-0	.000
...games decided by 1-8 pts	1-3	.250
...games decided by 9-20 pts	1-0	1.000
...games decided by 21+ pts	1-1	.500
...when scoring 0-9 pts	0-0	.000
...when scoring 10-19 pts	0-2	.000
...when scoring 20-29 pts	0-1	.000
...when scoring 30+ pts	3-1	.750
...when allowing 0-9 pts	1-0	1.000
...when allowing 10-19 pts	0-0	.000
...when allowing 20-29 pts	1-1	.500
...when allowing 30+ pts	1-3	.250
...day games (before 6pm)	3-2	.600
...night games (after 6pm)	0-2	.000
...scoring first	1-0	1.000
...opponent scores first	2-4	.333
...leading after 1st Q	2-0	1.000
...trailing after 1st Q	1-2	.333
...leading after 2nd Q	3-1	.750
...trailing after 2nd Q	0-3	.000
...leading after 3rd Q	3-1	.750
...trailing after 3rd Q	0-3	.000
...with 100-yd rusher	3-3	.500
...with 100-yd receiver	0-0	.000
...with 300-yd passer	0-0	.000





2021 FSU FOOTBALL

GAME NOTES VS. CLEMSON

BREAK THE ROCK

- » After each FSU win, and during various points of the offseason (end of spring and fall camp, after summer workouts), head coach **Mike Norvell** selects a player to break a rock with the opponent's logo.
- » The rock is signed by each player and coach. Breaking the rock symbolizes the completion of a team objective.
- » The sledgehammer is brought into the stadium and also carried on the field with the team captains by a player chosen by Coach Norvell that best represented the CLIMB (Commitment, Little Things, Intensity, Mental Toughness and Brotherhood) in the week leading up to the game.

BUILT FOR PLAYMAKERS

- » A staple under head coach **Mike Norvell's** teams has been an explosive offense, and FSU is 9th in the country with five plays of 60 or more yards this season. Two of those came in the season opener against No. 9 Notre Dame.
- » **Jashaun Corbin** is tied for the national lead with a pair of runs of at least 70 yards - an 89-yarder against the Fighting Irish, the 4th-longest run in school history, and a 75-yard touchdown against Louisville.
- » **Jordan Travis** connected with **Ontaria Wilson** for a 65-yard touchdown at Wake Forest and with **Ja'Khi Douglas** for a 60-yard score against Notre Dame.
- » **Treshaun Ward** had a 65-yard run against Syracuse, the longest of his career and the 9th-longest non-TD run in school history.
- » In 2020, Florida State's four longest plays of the season came over the final three games. Travis broke off an 88-yard run vs. Pitt, the longest for an FSU quarterback in school history; **Lawrance Toafili** had a 73-yard touchdown run against Duke; Travis connected with Douglas for a 68-yard score against the Blue Devils; and Wilson caught a career-long 69-yard touchdown from freshman **Chubba Purdy** at NC State.
- » FSU tallied a season-high 12 plays of at least 20 yards against UMass, had eight against Louisville and six more against Notre Dame. The Noles have 38 20+-yard plays with 10 touchdowns so far in 2021:

Yards	Type	Player	Opponent	Yards	Type	Player	Opponent
89*	Rush	J. Corbin	ND	25	Rush	J. Travis	SU
75*	Rush	J. Corbin	UL	25	Rush	J. Corbin	UL
65*	Pass	J. Travis/D. Wilson	WF	25	Rush	J. Travis	ND
65	Rush	T. Ward	SU	23*	Pass	M. Milton/A. Parchment	UL
60*	Pass	J. Travis/J. Douglas	ND	23*	Rush	D.J. Williams	UMass
51	Pass	J. Travis/McClain	UMass	23	Rush	T. Ward	UMass
53*	Rush	J. Travis	UNC	22	Pass	M. Milton/C. McDonald	UL
44	Pass	J. Travis/K. Helton	UNC	22	Pass	M. Milton/J. Douglas	ND
39	Rush	J. Travis	UMass	22	Rush	T. Ward	WF
38	Pass	C. Purdy/A. Parchment	UMass	21	Pass	M. Milton/J. Corbin	UL
38	Rush	L. Toafili	UMass	21	Pass	J. Travis/M. McClain	ND
35	Pass	J. Travis/D. Wilson	UMass	21	Rush	J. Corbin	UMass
33	Rush	J. Travis	SU	20	Pass	J. Travis/K. Helton	UMass
32*	Pass	J. Travis/D. Wilson	UNC	20	Pass	M. Milton/L. Toafili	WF
32	Rush	J. Corbin	UL	20	Pass	M. Milton/D. Wilson	UL
29*	Rush	J. Corbin	UMass	20	Rush	J. Travis	SU
27	Pass	C. Purdy/A. Parchment	UMass	20*	Rush	T. Ward	UL
27	Rush	J. Corbin	JSU	20	Rush	L. Toafili	ND
26	Pass	J. Travis/C. McDonald	WF				
25	Rush	J. Corbin	UMass				

*touchdown

FSU ROUTS UMASS

- » Florida State improved to 60-12-1 (.829) all-time on Homecoming with a 59-3 win over UMass on Oct. 23. FSU has won nine consecutive Homecoming contests.
- » FSU scored the final 59 points of the game, its most points against an FBS team since a 59-16 win over Texas State in 2015. It was the largest margin of victory against an FBS foe since an 80-14 win against Idaho in 2013.
- » As a team, FSU finished with a season-high 12 plays over 20 yards. Florida State had 586 yards of total offense, the most since putting up 654 yards against Syracuse in 2016. The Noles' 9.8 yards per play are the most since 2013 against Syracuse (11.6).
- » FSU led 38-3 at halftime and scored 28 points in the second quarter, the highest-scoring half and quarter of the season.

NATIONAL TEAM STATS

(XX) is teams ranked in category

Category	NCAA	ACC	Value
3rd Down Conversion Pct (130)	48	7	0.43
3rd Down Conversion Pct Defense (130)	69	9	0.394
4th Down Conversion Pct (130)	123	12	0.25
4th Down Conversion Pct Defense (129)	5	2	0.25
Blocked Kicks Allowed (129)	1	1	0
Blocked Punts Allowed (129)	1	1	0
Completion Percentage (130)	49	5	0.635
Defensive TDs (27)	27	3	1
Fewest Penalties (129)	47	5	42
Fewest Penalties Per Game (130)	53	5	6
Fewest Penalty Yards (130)	60	5	384
Fewest Penalty Yards Per Game (130)	63	5	54.86
First Downs Defense (130)	57	6	145
First Downs Offense (130)	77	11	149
Fumbles Lost (130)	58	7	4
Fumbles Recovered (125)	81	7	3
Kickoff Returns (130)	67	7	20.38
Net Punting (130)	37	2	41.39
Passes Had Intercepted (130)	109	14	9
Passes Intercepted (128)	58	9	6
Passing Offense (130)	106	11	183.1
Passing Yards Allowed (130)	71	9	230.4
Passing Yards per Completion (130)	102	12	11.15
Punt Return Defense (130)	83	11	8.88
Red Zone Defense (129)	11	2	0.684
Red Zone Offense (130)	69	8	0.846
Rushing Defense (130)	79	8	158.4
Rushing Offense (130)	13	2	230.3
Sacks Allowed (130)	90	11	2.57
Scoring Defense (129)	74	9	26.4
Scoring Offense (130)	46	8	31.3
Tackles for Loss Allowed (130)	100	10	5.86
Team Passing Efficiency (130)	76	10	136.79
Team Passing Efficiency Defense (130)	60	6	129.91
Team Sacks (130)	31	5	2.71
Team Tackles for Loss (130)	40	7	5.7
Time of Possession (130)	110	11	27.43
Total Defense (130)	73	8	388.9
Total Offense (130)	60	11	413.4
Turnover Margin (130)	109	12	-0.57
Turnovers Gained (129)	84	10	9
Turnovers Lost (130)	99	13	13
Winning Percentage (129)	82	10	0.429

NATIONAL INDIVIDUAL STATS

Player	Category	NCAA/ACC	Value
Individual Top 100			
D. Briggs Jr.	Fumbles Rec.	57/6	1
J. Corbin	Rush Yds./Carry	2/1	7.94
	Rushing Yards/Gm.	24/3	97.6
	Rushing Yards	25/3	683
	All Purpose	60/6	106.71
	Rushing TD	79/8	5
R. Fitzgerald	Field Goal Pct.	55/3	.750
	Field Goals/Gm.	90/9	0.86
T. Jay	Total Interceptions	37/5	2
	Interceptions/Gm.	49/8	0.3
J. Johnson	Sacks	8/1	1.00
	Tackles for Loss	13/2	1.3
D. Lundy	Fumbles Rec.	57/6	1
A. Mastromanno	Punting	37/6	43.9
J. Travis	Points Resp. For/Gm.	39/8	13.3
	Points Resp. For	51/8	80
	Rush Yds./Carry	62/11	5.21
	Passing TD	66/6	9
T. Ward	Rushing Yards/Gm.	97/13	59.9
S. Williams	Fumbles Rec.	57/6	1
O. Wilson	Yards/Reception	51/7	17.17





2021 FSU FOOTBALL

GAME NOTES VS. CLEMSON

YOUNGEST TEAM IN FBS

- » The Seminoles were the youngest team in the nation in 2020, with 84 players (75 percent) on the roster consisting of freshmen or sophomores. Additionally, FSU had just 13 total seniors, the 6th-fewest in the nation.
- » In 2021, after all players were granted an extra year of eligibility due to COVID-19, 96 of FSU's 118-player roster are listed as freshmen or sophomores (81.4 percent).
- » Six Seminoles made their first starts at FSU against Notre Dame - DE **Jermaine Johnson II**, OL **Dillan Gibbons**, WR **Andrew Parchment**, DB **Meiko Dotson**, DE **Keir Thomas** and LB **DJ Lundy**.
- » Against Jacksonville State, WR **Malik McClain** and DB **Sidney Williams** earned their first starts.
- » TE **Jordan Wilson** made his first start as a Seminole against Louisville. The sixth-year tight end started eight games at UCLA between 2017-19.
- » Thirty-three players have made their FSU debuts in 2021:

Player	Debut	Tot. Gms.	Player	Debut	Tot. Gms.
*DE Jermaine Johnson II	ND	7	DB Shyheim Brown	JSU	3
*OL Dillan Gibbons	ND	7	TE Markeston Douglas	JSU	3
*WR Andrew Parchment	ND	7	RB D.J. Williams	UL	3
*DE Keir Thomas	ND	7	DB Omarion Cooper	UL	3
*TE Jordan Wilson	ND	7	WR Joshua Burrell	ND	2
*WR Malik McClain	ND	7	OL Zane Herring	WF	2
DE Marcus Cushnie	ND	7	OL David Stickle	UMass	1
*DB Kevin Knowles II	ND	7	OL Bryson Estes	UMass	1
DB Joe Lang	ND	7	DL Patrick Payton	UMass	1
LS James Rosenberry Jr.	ND	7	DB Hunter Washington	UMass	1
*DB Jammie Robinson	ND	7	DB Demorie Tate	UMass	1
DB Caleb Blake	ND	6	DL TJ Davis	UMass	1
DB Jarques McClellion	JSU	6	WR Reggie Harden	UMass	1
*QB McKenzie Milton	ND	4	WR Parker Self	UMass	1
LB Cortez Andrews	ND	4	OL Robert Elder IV	UMass	1
TE Jackson West	JSU	4	DL Malakai Menzer	UMass	1
DT Joshua Farmer	UL	4			


*-started at least one game

ODDS & ENDS

- » Ten returning Seminoles are sporting new jersey numbers this year: TE **Jordan Wilson** (4), DB **Brendan Gant** (5), RB **Treshaun Ward** (8), P **Alex Mastromanno** (21), TE **DJ Daniels** (30), LB **Jaleel McRae** (42), OL **Ben Ostaszewski** (66), WR **Fernando Padron** (84), WR **Reggie Harden** (89) and DL **Malakai Menzer** (93).
- » Six Florida State sports, including football, will play their 75th season in 2021-22. Basketball, baseball, golf, swimming and diving and tennis all started in the 1947-48 school year. After the university transitioned from Florida State College for Women to the co-educational Florida State University in 1946, FSU played its first intercollegiate football game October 18, 1947 against Stetson at Centennial Field in Tallahassee. Florida State is the youngest Power 5 football program.
- » Associate head coach and defensive tackles coach **Odell Haggins** enters his 28th season as an FSU coach and his 33rd year overall after an All-American career for the Seminoles. Haggins, who is 4-2 in two stints as FSU's interim head coach, including a win in the 2017 Independence Bowl, is the longest-tenured assistant coach in college football.
- » FSU's opener against Notre Dame peaked with 9.5 million viewers in overtime, the 2nd-most-viewed Kickoff Sunday game on record.

NOLES TOP TAR HEELS

- » FSU improved to 17-3-1 (.833) all-time against North Carolina with a 35-25 win over the Tar Heels. The Noles are 8-1 against UNC in Chapel Hill and **Mike Norvell** is 2-0 against UNC.
- » The loss was UNC's first of the year at home (3-1).
- » FSU did not allow a sack and did not commit a turnover for the first time since the Boston College game in 2019.
- » It was FSU's first game against an FBS opponent with no sacks allowed, no turnovers and 5 or fewer penalties since the 2014 ACC Championship Game win over Georgia Tech.





2021 FSU FOOTBALL

BOBBY BOWDEN: 1929-2021

47	Seasons as a head coach, including the final 34 at Florida State
389	Career wins at Florida State, the second-most in FBS history
2	National championships (1993, 1999)
0	Losses during the 1999 season - FSU was the first team to go wire-to-wire No. 1
12	Atlantic Coast Conference titles, despite coaching in the league for just 18 years
14	Consecutive seasons with at least 10 wins and a Top 5 finish (1987-2000)
14	Consecutive bowl games without a loss (1982-95) - 11 straight wins (85-95)
3	Years as a Florida State assistant coach, from 1963-65
2004	Year the field at Doak Campbell Stadium was named in his honor
2006	Year inducted into the College Football Hall of Fame

From Rob Wilson, Associate AD [\(full tribute\)](#)


So much more than a football coach, Bobby Bowden combined historic success on the field with a passion for people and a love of life. The college football legend passed away Sunday, August 8 at the age of 91.

Bowden's impact on the game of college football is unquestioned but extended well beyond wins and championships. His influence on generations of young men, his leadership on and off the field and his lifetime of sportsmanship set examples that live on today in countless men and women, their children and grandchildren.

He brought a folksy charm and a quick wit to the challenging coaching post in Tallahassee. He realized he had to sell the program and agreed to play "anyone, anywhere," which he combined with a brilliant football mind that changed the way the college game was played.

No school would become more closely associated with their iconic coach than are FSU and Bowden. So impressive are Bowden's records that it is a challenge to find where to start. For many, his consensus 1993 and 1999 National Championship teams put the exclamation point on a career that saw him win more games than all but one other coach in the history of major college football. For football insiders, his unmatched run of finishing among the Associated Press Top 5 for 14 consecutive seasons (1987-1990), and winning 10 or more games each of those seasons, is even more impressive.

Bowden is survived by his wife of 72 years, Ann, and children Terry, Tommy, Jeff, Steve, Robyn and Ginger.



BOBBY BOWDEN FIELD AT DOAK S. CAMPBELL STADIUM

2021 Capacity:	79,560	Opponent:	Randolph-Macon
Surface:	419 Tiftway Bermuda	Score:	Florida State 40, Randolph-Macon 7
Location:	Pensacola Street & Stadium Drive	All-Time Doak Record:	308-101-4 (.751)
First Game:	October 7, 1950	All-Time Record at Home:	316-105-4 (.748)

300 WINS AT DOAK

FSU's 35-24 win over Louisville on Sept. 21, 2019 was the Seminoles' 300th win at Doak Campbell Stadium.

FIELD DEDICATED TO BOBBY BOWDEN

In a special ceremony prior to the Florida game on November 20, 2004, the home of Florida State football took on a meaning even more special when Bobby Bowden Field was dedicated. Now, with numerous additions to enhance the gameday experience, Seminole fans are treated to one of college football's greatest venues.

200 & 300

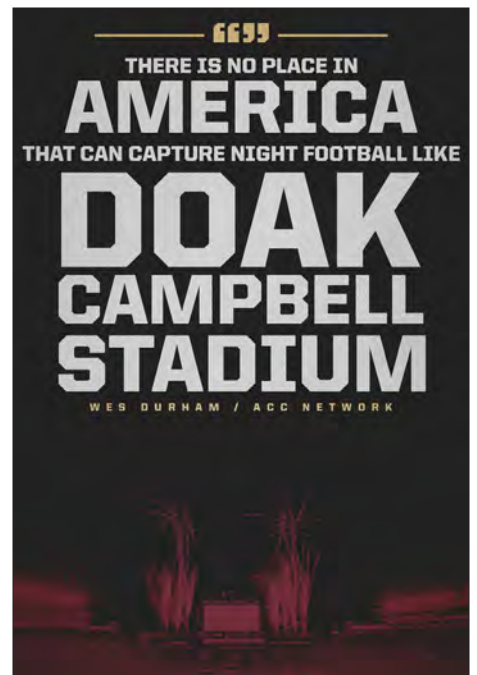
Bowden's 200th career victory came on Oct. 27, 1990, as FSU routed LSU, 42-3, in Tallahassee. In 2007, Bowden won his 300th game at FSU on the field that bears his name with a 24-16 win over Maryland. Bowden's final win on Bobby Bowden Field came two years later, on November 21, 2009 in a 29-26 win over the Terrapins.

307 & COUNTING

The Noles boast a 308-101-4 all-time record at Doak Campbell Stadium with a winning percentage of 75.1. Overall, FSU is 316-105-4 (.748) as the home team, which includes three seasons - 1947-49 - when they played their home games at Centennial Field. FSU was 8-4 at the downtown Tallahassee site, including 8-0 in coach Don Veller's first two seasons.

OSCEOLA & RENEGADE

One of the best traditions in college football unfolds right before kickoff as Osceola charges down the field atop Renegade - an Appaloosa horse - and plants a flaming spear at midfield. The tradition was born on Sept. 16, 1978 against Oklahoma State. Since then, six different Renegades and 16 different riders have made the ride and planted the spear at midfield.





PROJECTED DEPTH CHART

OFFENSE

Table of offensive players including QB, RB, WR, TE, LG, C, RG, RT with columns for jersey number, name, height, weight, and position.

SPECIALISTS

Table of specialist players including K, P, SNP, H, KOS with columns for jersey number, name, height, weight, and position.

DEFENSE

Table of defensive players including DE, DT, NT, LB, CB, BUCK, FS, CB with columns for jersey number, name, height, weight, and position.

RETURNERS

Table of returner players including KR, PR, OR with columns for jersey number, name, height, weight, and position.

CAREER STARTS

Table showing career starts for offensive players from 2016 to 2021, including columns for Player, '16, '17, '18, '19, '20, '21, Strk, and Ttl.

Footnote explaining superscript numbers (1-7) used in the career starts table, such as '1 at Texas A&M, 2019.

Table showing career starts for defensive players from 2016 to 2021, including columns for Player, '16, '17, '18, '19, '20, '21, Strk, and Ttl.

Footnote explaining superscript numbers (1-7) used in the career starts table, such as '1 at Alabama A&M, 2018-20.





2021 FSU FOOTBALL

GAME RECAPS

GAME 1
SUNDAY, SEPT. 5, 2021
TALLAHASSEE, FLA.



41

38



	1	2	3	4	OT	F
Notre Dame	7	10	21	0	3	41
Florida State	7	7	6	18	0	38

	ND	FSU
FIRST DOWNS	17	19
RUSHES-YDS (NET)	35-65	48-264
PASSING YDS (NET)	366	178
Passes Comp-Att-Int	26-35-1	14-26-3
TOTAL OFFENSE PLAYS-YDS	70-431	74-442
Fumble Returns-Yards	0-0	0-0
Punt Returns-Yards	1-4	0-0
Kickoff Returns-Yards	0-0	3-72
Interception Returns-Yards	3-4	1-5
Punts (Number-Avg)	6-39.3	4-42.8
Fumbles-Lost	2-0	1-0
Penalties-Yards	5-38	9-54
Possession Time	30:35	29:25
Third-Down Conversions	6 of 17	7 of 16
Fourth-Down Conversions	1 of 2	1 of 2
Red-Zone Scores-Chances	2-2	3-4
Sacks By: Number-Yards	5-34	4-16

Attendance: 68,316

RUSHING

FS - Corbin 15-144; Ward 11-76; Toafili 6-34; Travis 12-9; Milton 3-6;
TEAM 1-(-5)
ND - Williams 18-42; Tyree 7-31; Coan 9-(-3); TEAM 1-(-5)

PASSING

FS - Travis 9-19-3; 130, 2 TD; Milton 5-7-0; 48, 0 TD
ND - Coan 26-35-1; 366, 4 TD

RECEIVING

FS - Helton 4-53; Douglas 3-80; Corbin 3-6; McClain 1-21; Williamson 1-12; Parchment 1-8; O. Wilson 1-(-2)
ND - Mayer 9-120; Williams 6-83; Austin 4-91; Tyree 4-10; Lenzy 2-39; Wilkins 1-23



Jashaun Corbin

GAME 2
SATURDAY, SEPT. 11, 2021
TALLAHASSEE, FLA.



20

17



	1	2	3	4	F
Jacksonville State	0	7	0	13	20
Florida State	0	14	3	0	17

	JSU	FSU
FIRST DOWNS	21	22
RUSHES-YDS (NET)	39-108	37-202
PASSING YDS (NET)	242	133
Passes Comp-Att-Int	17-38-0	18-34-1
TOTAL OFFENSE PLAYS-YDS	77-350	71-335
Fumble Returns-Yards	0-0	1-27
Punt Returns-Yards	0-0	3-33
Kickoff Returns-Yards	1-25	1-17
Interception Returns-Yards	1-11	0-0
Punts (Number-Avg)	8-42.0	6-45.2
Fumbles-Lost	1-1	1-0
Penalties-Yards	13-111	11-114
Possession Time	32:37	27:14
Third-Down Conversions	8 of 17	5 of 14
Fourth-Down Conversions	1 of 1	0 of 2
Red-Zone Scores-Chances	1-2	2-3
Sacks By: Number-Yards	0-0	5-23

Attendance: 60,198

RUSHING

FS - Corbin 15-109; Ward 8-45; Toafili 10-22; Milton 3-16; Travis 1-7
JSU - Jackson 10-39; Samuel 8-33; Cooper 17-31; Pettway 2-8;
Wiggins 1-0; TEAM 1-(-3)

PASSING

FS - Milton 18-31-1; 133, 1 TD; Travis 0-3-0; 0, 0 TD
JSU - Cooper 17-38-0; 242, 2 TD

RECEIVING

FS - Williamson 3-32; Parchment 3-29; McDonald 3-21; McClain 2-18; Rector 2-13; J. Wilson 2-10; Toafili 2-5; Poitier 1-5
JSU - Wells 4-74; Edwards 3-49; Pettway 2-19; Philyaw-Johnson 1-59; Montgomery 1-12; Charleston 1-12; Jones 1-7; Wiggins 1-5; Jenkins 1-4; Samuel 1-2; Jarrett 1-(-1)



Jermaine Johnson II

GAME 3
SATURDAY, SEPT. 18, 2021
WINSTON-SALEM, N.C.



14

35



	1	2	3	4	F
Florida State	7	7	0	0	14
Wake Forest	14	13	8	0	35

	FSU	WF
FIRST DOWNS	16	27
RUSHES-YDS (NET)	29-91	58-225
PASSING YDS (NET)	226	259
Passes Comp-Att-Int	16-22-3	22-31-1
TOTAL OFFENSE PLAYS-YDS	51-317	89-484
Fumble Returns-Yards	0-0	0-0
Punt Returns-Yards	1-(-4)	2-20
Kickoff Returns-Yards	3-70	0-0
Interception Returns-Yards	1-0	3-14
Punts (Number-Avg)	4-40.0	3-42.7
Fumbles-Lost	3-3	1-1
Penalties-Yards	7-65	8-74
Possession Time	20:47	39:13
Third-Down Conversions	1 of 6	8 of 17
Fourth-Down Conversions	0 of 1	1 of 2
Red-Zone Scores-Chances	1-3	4-5
Sacks By: Number-Yards	3-12	3-22

Attendance: 29,564

RUSHING

FS - Ward 6-48; Corbin 7-27; Travis 11-16; Toafili 2-2; Milton 3-(-2)
WF - Beal-Smith 19-95; Turner 15-56; Ellison 13-41; Hartman 9-37;
TEAM 2-(-4)

PASSING

FS - Milton 11-16-2; 119, 0 TD; Travis 5-6-1; 107, 2 TD
WF - Hartman 22-31-1; 259, 2 TD

RECEIVING

FS - O. Wilson 3-91; Ward 3-51; McDonald 3-32; Corbin 2-21; Toafili 1-20; Helton 1-12; Williamson 1-10; J. Wilson 1-10; McClain 1-6
WF - Perry 7-155; Morin 7-41; Roberson 2-11; Chapman 2-9; Whiteheart 1-13; Williams 1-12; Stewart 1-11; Beal-Smith 1-7



Ontaria Wilson

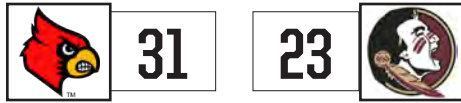




2021 FSU FOOTBALL

GAME RECAPS

GAME 4
SATURDAY, SEPT. 25, 2021
TALLAHASSEE, FLA.



	1	2	3	4	F
Louisville	17	14	0	0	31
Florida State	0	13	7	3	23

	UL	FSU
FIRST DOWNS	21	23
RUSHES-YDS (NET)	41-131	36-205
PASSING YDS (NET)	264	248
Passes Comp-Att-Int	25-40-0	24-39-1
TOTAL OFFENSE PLAYS-YDS	81-395	75-453
Fumble Returns-Yards	0-0	0-0
Punt Returns-Yards	1-10	1-0
Kickoff Returns-Yards	3-74	3-57
Interception Returns-Yards	1-0	0-0
Punts (Number-Avg)	7-46.6	4-45.5
Fumbles-Lost	2-0	0-0
Penalties-Yards	7-81	4-30
Possession Time	33:01	26:59
Third-Down Conversions	9 of 18	5 of 16
Fourth-Down Conversions	0 of 1	0 of 4
Red-Zone Scores-Chances	2-2	1-1
Sacks By: Number-Yards	6-37	1-7

Attendance: 50,964

RUSHING

FS - Corbin 11-159; Ward 10-50; D.J. Williams - 4-16; Milton 11-(-20)
UL - Cunningham 14-56; Burkley 11-45; Mitchell 14-29; Smith 1-3;
TEAM 1-(-2)

PASSING

FS - Milton 24-39-1; 248, 1 TD
UL - Cunningham 25-39-0; 264, 2 TD; Smith 0-1-0; 0, 0 TD

RECEIVING

FS - Parchment 5-86; O. Wilson 5-44; Corbin 4-32; Ward 3-26;
McClain 3-23; McDonald 2-30; J. Wilson 1-6; Douglas 1-1
UL - Ford 8-52; Watkins 5-61; Marshall 4-39; Smith 4-32; Johnson
4-17; Harrell 2-63



Jammie Robinson

GAME 5
SATURDAY, OCT. 2, 2021
TALLAHASSEE, FLA.



	1	2	3	4	F
Syracuse	0	13	7	10	30
Florida State	3	13	7	10	33

	SU	FSU
FIRST DOWNS	18	22
RUSHES-YDS (NET)	40-239	37-247
PASSING YDS (NET)	150	131
Passes Comp-Att-Int	13-23-1	22-32-1
TOTAL OFFENSE PLAYS-YDS	63-389	69-378
Fumble Returns-Yards	0-0	0-0
Punt Returns-Yards	2-15	4-15
Kickoff Returns-Yards	4-119	3-39
Interception Returns-Yards	1-0	1-0
Punts (Number-Avg)	6-33.2	6-44.7
Fumbles-Lost	0-0	2-1
Penalties-Yards	3-28	3-30
Possession Time	29:44	30:16
Third-Down Conversions	2 of 12	6 of 15
Fourth-Down Conversions	0 of 3	2 of 2
Red-Zone Scores-Chances	3-4	6-6
Sacks By: Number-Yards	2-11	1-6

Attendance: 56,609

RUSHING

FS - Travis 19-113; Ward 2-66; Corbin 14-65; Toafili 1-3
SU - Shrader 16-137; Tucker 24-102

PASSING

FS - Travis 22-32-1; 131, 2 TD
SU - Shrader 13-23-1; 150, 1 TD

RECEIVING

FS - McDonald 5-41; Ward 5-29; Corbin 5-14; Toafili 3-12; Helton
2-26; Williamson 1-5; Parchment 1-4
SU - Jackson 6-57; Queeley 2-50; Alford 2-29; Johnson 1-11; Cooper
1-3; Adams 1-0



Jordan Travis

GAME 6
SATURDAY, OCT. 9, 2021
CHAPEL HILL, N.C.



	1	2	3	4	F
Florida State	0	21	14	0	35
North Carolina	10	0	7	8	25

	FSU	UNC
FIRST DOWNS	22	27
RUSHES-YDS (NET)	41-238	36-229
PASSING YDS (NET)	145	203
Passes Comp-Att-Int	11-13-0	17-32-1
TOTAL OFFENSE PLAYS-YDS	54-383	68-432
Fumble Returns-Yards	0-0	0-0
Punt Returns-Yards	0-0	2-22
Kickoff Returns-Yards	2-54	0-0
Interception Returns-Yards	1-0	0-0
Punts (Number-Avg)	3-43.7	2-40.5
Fumbles-Lost	0-0	0-0
Penalties-Yards	5-50	12-110
Possession Time	29:48	30:12
Third-Down Conversions	7 of 10	7 of 13
Fourth-Down Conversions	0 of 0	0 of 1
Red-Zone Scores-Chances	3-3	1-2
Sacks By: Number-Yards	1-3	0-0

Attendance: 44,805

RUSHING

FS - Travis 14-121; Ward 12-77; Corbin 13-52; TEAM 2-(-12)
NC - Howell 11-108; Chandler 14-61; Jones 11-60

PASSING

FS - Travis 11-13-0; 145, 3 TD
NC - 17-32-1; 203, 2 TD

RECEIVING

FS - Helton 3-71; O. Wilson 2-38; McDonald 2-20; Ward 2-10;
McClain 1-5; Corbin 1-1
NC - Downs 9-121; Jones 3-15; Nesbit 1-28; Morales 1-21; Green 1-7;
Simmons 1-7; Walston 1-4



Dillan Gibbons





2021 FSU FOOTBALL

GAME RECAPS

GAME 7
SATURDAY, OCT. 23, 2021
TALLAHASSEE, FLA.



3

59



	1	2	3	4	F
UMass	3	0	0	0	3
Florida State	10	28	14	7	59

	MA	FSU
FIRST DOWNS	14	25
RUSHES-YDS (NET)	28-112	45-365
PASSING YDS (NET)	129	221
Passes Comp-Att-Int	15-33-2	10-15-0
TOTAL OFFENSE PLAYS-YDS	61-241	60-586
Fumble Returns-Yards	0-0	0-0
Punt Returns-Yards	0-0	1-0
Kickoff Returns-Yards	5-139	1-26
Interception Returns-Yards	0-0	2-70
Punts (Number-Avg)	6-46.7	1-47.0
Fumbles-Lost	2-1	2-1
Penalties-Yards	8-61	3-41
Possession Time	30:16	29:44
Third-Down Conversions	3 of 12	6 of 9
Fourth-Down Conversions	0 of 2	0 of 1
Red-Zone Scores-Chances	0-2	6-6
Sacks By: Number-Yards	1-4	4-10

Attendance: 51,915

RUSHING

FS - Corbin 11-127; Travis 9-78; Toafili 4-63; Ward 8-57; Williams 4-31; Douglas 6-8; Purdy 1-5; TEAM 2-(4)

MA - Wise 12-60; Olson 4-21; Hill 1-16; Chisari 1-14; Merriweather 10-1

PASSING

FS - Travis 5-10-0; 123, 0 TD; Purdy 5-5-0; 98, 2 TD

MA - Olson 12-27-2; 110, 0 TD; Wise 3-6-0; 19, 0 TD

RECEIVING

FS - McDonald 3-29; Parchment 2-65; McClain 1-51; O. Wilson 1-35; Helton 1-20; Williamson 1-16; Young 1-5

MA - Merriweather 4-65; Je. Johnson 3-19; Collins 2-24; Pettway 2-4; Arnold 1-9; Chisari 1-6; Wise 1-3; Jo. Johnson 1-(1)



Treshaun Ward





2021 FSU FOOTBALL

ROSTER

No	Name	Pos	Ht	Wt	CI	Hometown/HS/Previous School
0	Jashaun Corbin	RB	6-0	221	r-SO	Rockledge, Fla./Rockledge/Texas A&M
0	Fabien Lovett	DT	6-4	310	r-SO	Vicksburg, Miss./Olive Branch/Mississippi St.
1	Emmett Rice	LB	6-2	223	r-SR	Miami Gardens, Fla./Norland
1	D.J. Williams	RB	5-10	215	r-SO	Lake Placid, Fla./Sebring/Auburn
3	Jarvis Brownlee Jr.	DB	5-11	181	r-FR	Miami Gardens, Fla./Miami Carol City
4	Keir Thomas	DE	6-2	272	r-SR	Miami, Fla./Miami Central/South Carolina
4	Jordan Wilson	TE	6-4	265	r-SR	Nashville, Tenn./Montgomery Bell Academy/UCLA
5	Brendan Gant	DB	6-2	208	r-SO	Lakeland, Fla./Kathleen
6	Dennis Briggs Jr.	DT	6-4	278	r-SO	Kissimmee, Fla./Gateway
6	Keyshawn Helton	WR	5-9	175	r-JR	Pensacola, Fla./West Florida
7	Jarrian Jones	DB	6-0	192	r-SO	Magee, Miss./Northwest Rankin/Mississippi St.
7	Andrew Parchment	WR	6-2	190	r-SR	Fort Lauderdale, Fla./Cypress Bay/Kansas
8	Renardo Green	DB	6-0	189	r-SO	Orlando, Fla./Wekiva
8	Treshawn Ward	RB	5-10	192	r-FR	Plant City, Fla./Tampa Bay Tech
9	Meiko Dotson	DB	5-11	187	r-SR	Daytona Beach, Fla./Mainland/FAU
9	Lawrance Toafili	RB	6-0	185	r-FR	St. Petersburg, Fla./Pinellas Park
10	McKenzie Milton	QB	5-11	189	r-SR	Kapolei, Hawaii/Mililani/UCF
10	Jammie Robinson	DB	5-11	193	r-SO	Cordele, Ga./Lee County/South Carolina
11	Jermaine Johnson II	DE	6-5	262	r-SR	Eden Prairie, Minn./Eden Prairie/Georgia
11	Malik McClain	WR	6-4	201	FR	Daphne, Ala./IMG Academy (Fla.)
12	Chubba Purdy	QB	6-2	215	r-FR	Queen Creek, Ariz./Perry
12	Demorie Tate	DB	6-1	196	r-FR	Orlando, Fla./Freedom
13	Jordan Travis	QB	6-1	201	r-SO	West Palm Beach, Fla./The Benjamin School/Louisville
14	Marcus Cushnie	DE	6-2	250	r-JR	Deerfield Beach, Fla./Palm Beach Central/Alabama A&M
15	Gino English	QB	6-1	194	r-FR	Winter Park, Fla./Winter Park
15	Jarques McLellion	DB	6-0	185	r-JR	Delray Beach, Fla./American Heritage School/Arkansas
16	Hunter Washington	DB	5-11	188	FR	Katy, Texas/Katy
16	Corey Wren	RB/ATH	5-10	187	r-FR	New Orleans, La./John Curtis Christian
18	Travis Jay	DB	6-2	203	r-FR	Greenville, Fla./Madison County
18	Tate Rodemaker	QB	6-4	201	r-FR	Valdosta, Ga./Valdosta
19	Wyatt Rector	TE	6-2	234	r-SO	Leesburg, Fla./Leesburg/Western Michigan
20	CJ Campbell	RB	5-9	195	FR	Panama City, Fla./Bay
20	Kalen DeLoach	LB	6-1	220	r-SO	Savannah, Ga./Islands
21	Alex Mastromanno	P	6-1	207	r-FR	Melbourne, Australia/Brighton Grammar
21	Darion Williamson	WR	6-3	200	r-FR	Brownsville, Tenn./Haywood
22	TJ Davis	DL	6-3	284	r-FR	Metter, Ga./Metter
22	Ja'Khi Douglas	RB	5-9	198	r-FR	Houma, La./Terrebonne
23	Sidney Williams	DB	6-1	201	r-FR	New Orleans, La./Vigor (Ala.)
24	Jadarius Green-McKnight	LB	5-11	218	r-FR	Fort Myers, Fla./Dunbar
26	Kevin Knowles II	DB	5-11	184	FR	Hollywood, Fla./McArthur
27	Akeem Dent	DB	6-1	203	r-SO	Pahokee, Fla./Palm Beach Central
28	DeCalon Brooks	LB	5-10	222	r-JR	Tampa, Fla./Gaither
30	DJ Daniels	TE	6-2	238	r-FR	Wilson, N.C./Fike
30	Quashon Fuller	DL	6-3	265	r-FR	Fort Myers, Fla./Lehigh Senior
31	Jaden Floyd	DB	5-11	204	FR	Winter Garden, Fla./West Orange
32	Stephen Dix, Jr.	LB	6-2	239	r-FR	Orlando, Fla./Dr. Phillips
33	Amari Gainer	LB	6-3	237	r-SO	Tallahassee, Fla./Chiles
35	Koby Gross	TE	6-1	245	r-FR	San Ramon, Calif./Pittsburg/Diablo Valley College
35	Leonard Warner III	DE	6-4	263	r-SR	Snellville, Ga./Brookwood
36	Caleb Blake	DB	5-10	185	r-SO	Winter Haven, Fla./Bishop Moore Catholic/Colorado State
36	Anthony Weeden	WR	5-10	178	FR	Orlando, Fla./Edgewater
37	Omarion Cooper	DB	6-0	186	FR	Lehigh Acres, Fla./Lehigh Senior
37	Parker Grothaus	K	6-2	224	r-JR	Indian Lake, Ohio/Indian Lake
38	Shyheim Brown	DB	6-2	205	FR	Lake City, Fla./Columbia
39	Vance Nicklaus	TE	6-5	229	FR	Norcross, Ga./Wesleyan School
40	Jordan Eubanks	LB	6-2	219	FR	Denton, Texas/Guyer
41	Joe Lang	DB	6-0	217	r-SR	Naples, Fla./Community School/Holy Cross
42	Jaleel McRae	LB	6-2	230	r-SO	New Smyrna Beach, Fla./IMG Academy

ALPHABETICAL

58	Emile Aime	LB
53	Cortez Andrews	LB
62	Dylan Black	OL
36	Caleb Blake	DB
47	Carter Boatwright	TE
6	Dennis Briggs Jr.	DT
28	DeCalon Brooks	LB
38	Shyheim Brown	DB
3	Jarvis Brownlee Jr.	DB
81	Joshua Burrell	WR
20	CJ Campbell	RB
37	Omarion Cooper	DB
91	Robert Cooper	DT
0	Jashaun Corbin	RB
14	Marcus Cushnie	DE
45	Preston Daniel	TE
30	DJ Daniels	TE
22	TJ Davis	DL
20	Kalen DeLoach	LB
27	Akeem Dent	DB
32	Stephen Dix, Jr.	LB
9	Meiko Dotson	DB
22	Ja'Khi Douglas	RB
85	Markeston Douglas	TE
69	Robert Elder IV	OL
15	Gino English	QB
77	Bryson Estes	OL
40	Jordan Eubanks	LB
44	Joshua Farmer	DT
88	Ryan Fitzgerald	K
31	Jaden Floyd	DB
30	Quashon Fuller	DL
33	Amari Gainer	LB
5	Brendan Gant	DB
75	Dillon Gibbons	OL
61	Jalen Goss	OL
8	Renardo Green	DB
24	Jadarius Green-McKnight	LB
35	Koby Gross	TE
37	Parker Grothaus	K
45	Tylus Hancock	DB
94	Rowan Hanley	DL
63	Zach Hannaford	OL
89	Reggie Harden	WR
6	Keyshawn Helton	WR
78	Ira Henry III	OL
56	Zane Herring	OL
47	Marshall Hilaman	DB
48	Jarrett Jackson	DT
97	Shambre Jackson	DL
18	Travis Jay	DB
51	Baveon Johnson	OL
11	Jermaine Johnson II	DB
7	Jarrian Jones	DB
26	Kevin Knowles II	DB
41	Joe Lang	DB
58	Devontay Love-Taylor	OL
0	Fabien Lovett	DT
46	DJ Lundy	LB
21	Alex Mastromanno	P

PRONUNCIATIONS

EMILE AIME	EE-mil Aim	Bryson ESTES	Ess-teez	Alex MASTROMANNO	mas-truh-MAHN-oh	DEMORIE Tate	Duh-MORE-ee
DeCALON Brooks	Duh-K-Lynn	Parker GROTHAUS	GROAD-house	JARQUES McLELLION	Jar-QUEZ Mac-Clell-on	KEIR Thomas	KEER (rhymes w/ 'peer')
Joshua BURRELL	Burr-L	SHAMBRE Jackson	Shahm-BRAY	JAYTON McCluster	JAY-on	Lawrance TOAFILI	Toe-uh-fill-ee
JASHAUN Corbin	JAY-shawn	BAVEON Johnson	Bay-VEE-On	Kentron POITIER	Por-teer	DARION Williamson	DARE-ee-on
JA'KHI Douglas	juh-Ki	JARRIAN Jones	JAR-ee-un	JAMMIE Robinson	Jamie	ONTARIA Wilson	on-TAR-ee-uh
MARKESTON Douglas	Mar-KEE-ston	Kevin KNOWLES II	NOLES	Tate RODEMAKER	ROD-uh-maker		





2021 FSU FOOTBALL

ROSTER

No	Name	Pos	Ht	Wt	CI	Hometown/HS/Previous School
42	Garrett Murray	LS	6-0	230	r-SO	Tampa, Fla./Plant
43	Jaylon McCluster	LB	6-1	231	r-FR	Largo, Fla./Largo
44	Joshua Farmer	DT	6-3	290	FR	Port St. Joe, Fla./Gadsden County
45	Preston Daniel	TE	6-4	250	r-FR	Memphis, Tenn./Evangelical Christian
45	Tylus Hancock	DB	6-0	210	r-SO	Marietta, Ga./Lassiter/Louisville
46	DJ Lundy	LB	6-1	255	r-FR	Ocilla, Ga./Irwin County
47	Carter Boatwright	TE	6-4	240	r-FR	Moultrie, Ga./Colquitt County
47	Marshall Hilaman	DB	6-0	204	r-JR	Tallahassee, Fla./The First Academy/Southeastern Univ.
48	Jarrett Jackson	DT	6-6	308	r-SO	Riviera Beach, Fla./Palm Beach Gardens/Louisville
48	Jackson West	TE	6-4	245	FR	Huntsville, Ala./Huntsville
49	James Rosenberry Jr.	LS	6-0	226	r-SO	Delaware, Ohio/Olentangy/Maryland
51	Baveon Johnson	OL	6-3	313	r-SR	Lakeland, Fla./Lake Gibson
51	Chase Oliver	LB	6-1	212	r-FR	Ocala, Fla./Trinity Catholic
52	Robert Scott Jr.	OL	6-5	312	r-FR	Conway, Ark./Conway
52	George Wilson Jr.	DL	6-4	215	FR	Virginia Beach, Va./Green Run
53	Cortez Andrews	LB	6-1	245	r-SO	Tallahassee, Fla./Godby/Maryland
53	Maurice Smith	OL	6-3	280	r-FR	Miami, Fla./Miami Central
54	Byron Turner Jr.	DL	6-4	248	FR	Port Sulphur, La./St. Augustine
55	Derrick McLendon II	DE	6-4	255	r-FR	Decatur, Ga./Tucker
56	Zane Herring	OL	6-5	320	r-FR	Madison, Fla./Madison County
56	Patrick Payton	DL	6-5	235	FR	Miami, Fla./Miami Northwestern
57	Jack O'Keefe	LB	6-0	222	FR	Fort Lauderdale, Fla./Cardinal Gibbons
58	Emile Aime	LB	5-9	229	FR	Miami Gardens, Fla./University School
58	Devontay Love-Taylor	OL	6-4	323	r-SR	Trinity, Fla./Mitchell/FIU
59	Brady Scott	OL	6-6	322	r-JR	Powder Springs, Ga./Mount Paran Christian
61	Jalen Goss	OL	6-7	290	r-SO	Valdosta, Ga./Lowndes
62	Dylan Black	OL	6-2	307	r-FR	Leesburg, Fla./Leesburg
63	Zach Hannaford	OL	6-2	279	FR	Fernandina Beach, Fla./Fernandina Beach
64	David Stickle	OL	6-3	253	r-FR	Pace, Fla./Pace
65	Rod Orr	OL	6-6	309	FR	Gadsden, Ala./Gadsden City
66	Ben Ostaszewski	OL	6-3	271	r-FR	Cumming, Ga./North Forsyth
67	Thomas Shrader	OL	6-5	305	r-FR	Venice, Fla./Venice
68	Alto Tarver	OL	6-3	316	FR	Cape Coral, Fla./Cape Coral
69	Robert Elder IV	OL	6-2	253	r-SO	Stuart, Fla./Jensen Beach
70	Lloyd Willis	OL	6-7	327	r-FR	Miami, Fla./Killian
71	Christopher Williams	OL	6-5	348	FR	Tallahassee, Fla./Rickards
75	Dillan Gibbons	OL	6-5	321	r-JR	St. Petersburg, Fla./Clearwater Central Catholic/Notre Dame
76	Darius Washington	OL	6-4	294	r-FR	Pensacola, Fla./West Florida
77	Bryson Estes	OL	6-3	300	FR	McDonough, Ga./Eagle's Landing Christian Academy
78	Ira Henry III	OL	6-4	314	r-FR	St. Louis, Mo./Trinity Catholic
80	Ontaria Wilson	WR	6-0	175	r-JR	Ashburn, Ga./Turner County
81	Joshua Burrell	WR	6-2	224	FR	Blythewood, S.C./Blythewood
82	Austin White	TE	6-5	247	r-FR	Tampa, Fla./Tampa Catholic
83	Jordan Young	WR	6-2	210	r-SO	Conyers, Ga./Heritage
84	Fernando Padron	WR	5-7	176	r-SO	Weston, Fla./Cypress Bay
85	Markeston Douglas	TE	6-4	276	r-FR	Brownsville, Tenn./Haywood
86	Parker Self	WR	6-1	193	r-FR	Hiram, Ga./South Paulding
87	Camren McDonald	TE	6-4	242	r-JR	Long Beach, Calif./Long Beach Poly
88	Ryan Fitzgerald	K	6-1	201	r-FR	Coolidge, Ga./Colquitt County
88	Kentron Poitier	WR	6-3	205	r-FR	Coconut Grove, Fla./Miami Palmetto
89	Reggie Harden	WR	6-4	190	r-FR	Jacksonville, Fla./Raines
90	Tru Thompson	DT	6-0	312	r-SO	Loganville, Ga./Grayson
91	Robert Cooper	DT	6-2	338	r-JR	Lilburn, Ga./South Gwinnett
92	Liam McCormick	DL	6-3	278	FR	Islip, N.Y./IMG Academy (Fla.)
93	Malakai Menzer	DL	6-1	255	r-FR	Punta Gorda, Fla./Charlotte
94	Rowan Hanley	DL	6-4	289	FR	Okeechobee, Fla./Okeechobee
97	Shambre Jackson	DL	6-3	259	FR	Orlando, Fla./Boone
97	Aidan Shahriari	K	5-11	179	r-FR	Clearwater, Fla./Calvary Christian
98	Zane Smith	P	6-0	227	FR	North Myrtle Beach, S.C./North Myrtle Beach
99	Malcolm Ray	DT	6-2	282	r-FR	Miami Gardens, Fla./Miami Carol City

ALPHABETICAL

11	Malik McClain	WR
15	Jarques McClellion	DB
43	Jaylon McCluster	LB
92	Liam McCormick	DL
87	Camren McDonald	TE
55	Derrick McLendon II	DE
42	Jaleel McRae	LB
93	Malakai Menzer	DL
10	McKenzie Milton	QB
42	Garrett Murray	LS
39	Vance Nicklaus	TE
57	Jack O'Keefe	LB
51	Chase Oliver	LB
65	Rod Orr	OL
66	Ben Ostaszewski	OL
84	Fernando Padron	WR
7	Andrew Parchment	WR
56	Patrick Payton	DL
88	Kentron Poitier	WR
12	Chubba Purdy	QB
99	Malcolm Ray	DT
19	Wyatt Rector	TE
1	Emmett Rice	LB
10	Jammie Robinson	DB
18	Tate Rodemaker	QB
49	James Rosenberry Jr.	LS
59	Brady Scott	OL
52	Robert Scott Jr.	OL
86	Parker Self	WR
97	Aidan Shahriari	K
67	Thomas Shrader	OL
53	Maurice Smith	OL
98	Zane Smith	P
64	David Stickle	OL
68	Alto Tarver	OL
12	Demorie Tate	DB
4	Keir Thomas	DE
90	Tru Thompson	DT
9	Lawrance Toaffili	RB
13	Jordan Travis	QB
54	Byron Turner Jr.	DL
8	Treshawn Ward	RB
35	Leonard Warner III	DE
76	Darius Washington	OL
16	Hunter Washington	DB
36	Anthony Weeden	WR
48	Jackson West	TE
82	Austin White	TE
71	Christopher Williams	OL
1	D.J. Williams	RB
23	Sidney Williams	DB
21	Darion Williamson	WR
70	Lloyd Willis	OL
52	George Wilson Jr.	DL
4	Jordan Wilson	TE
80	Ontaria Wilson	WR
16	Corey Wren	RB/ATH
83	Jordan Young	WR

PRONUNCIATIONS

EMILE AIME	EE-mil Aim	Bryson ESTES	Ess-teez	Alex MASTROMANNO	mas-truh-MAHN-oh	DEMORIE Tate	Duh-MORE-ee
DeCALON Brooks	Duh-K-Lynn	Parker GROTHAUS	GROAD-house	JARQUES McCLELLION	Jar-QUEZ Mac-Clell-on	KEIR Thomas	KEER (rhymes w/ 'peer')
Joshua BURRELL	Burr-L	SHAMBRE Jackson	Shahm-BRAY	JAYLON McCluster	JAY-on	Lawrance TOAFILI	Toe-uh-fill-ee
JASHAUN Corbin	JAY-shawn	BAVEON Johnson	Bay-VEE-on	Kentron POITIER	Por-teer	DARION Williamson	DARE-ee-on
JA'KHI Douglas	juh-Ki	JARRIAN Jones	JAR-ee-un	JAMMIE Robinson	Jamie	ONTARIA Wilson	on-TAR-ee-uh
MARKESTON Douglas	Mar-KEE-ston	Kevin KNOWLES II	NOLES	Tate RODEMAKER	ROD-uh-maker		





2021 FSU FOOTBALL

PLAYER BIOS - OFFENSE



JASHAUN CORBIN 0

RB | 6-0 • 221
Redshirt Sophomore
Rockledge, Fla. | Texas A&M
Social Science

J. CORBIN'S CAREER STATISTICS & GAME HIGHS

YR.	G	RUSH	YDS	AVG	TD	LG	AVG/G
2018*	12	61	346	5.7	1	35	28.8
2019*	2	35	137	3.9	1	20	68.5
2020	9	81	401	5.0	5	28	44.6
2021	7	86	683	7.9	5	89	97.6
TOT	30	263	1,567	6.0	12	89	52.2

RECEIVING

YR.	G	REC	YDS	AVG	TD	LG	AVG/G
2018*	12	10	85	8.5	0	16	7.1
2019*	2	6	16	2.7	1	5	8.0
2020	9	19	115	6.1	0	18	12.8
2021	7	15	64	4.3	0	21	9.1
TOT	30	50	280	5.6	1	21	9.3

KICKOFF RETURNS

YR.	G	RET	YDS	AVG	TD	LG	AVG/G
2018*	12	14	422	30.1	1	100	35.2
2019*	2	1	19	19.0	0	19	19.0
2020	9	2	32	16.0	0	21	3.6
2021	7	0	0	0.0	0	0	0.0
TOT	30	17	473	27.8	1	100	15.7

Rush Attempts.....22, Texas State, 8/29/2019*
Rush Yards.....159, Louisville 9/26/2021
Rush Touchdowns.....3, Duke, 12/12/2020
Long Rush.....89, Notre Dame, 9/5/2021
Receptions.....8, Georgia Tech, 9/12/2020
Receiving Yards.....55, Georgia Tech, 9/12/2020
Receiving Touchdowns.....1, Texas State, 8/29/2019*
Long Reception.....21, Louisville 9/26/2021
All-Purpose Yards.....159, Louisville 9/26/2021
Kick Return Yards.....100, vs. Arkansas, 9/29/2018*
Kick Return Touchdowns.....1, vs. Arkansas, 9/29/2018*
Long Kick Return.....100, vs. Arkansas, 9/29/2018*
*at Texas A&M



PRESTON DANIEL 45

TE | 6-4 • 250
Redshirt Freshman
Memphis, Tenn. | Evangelical Christian
Finance

P. DANIEL'S CAREER STATISTICS & GAME HIGHS

YR.	G	REC	YDS	AVG	TD	LG	AVG/G
2020	9	2	45	22.5	0	36	5.0
2021	7	0	0	0	0	0	0.0
TOT	16	2	45	22.5	0	36	2.8

Receptions.....1 (2x), last Pitt, 11/7/2020
Receiving Yards.....36, North Carolina, 10/17/2020
All-Purpose Yards.....36, North Carolina, 10/17/2020
Long Kick Return.....10, Duke, 12/12/2020



JAKHI DOUGLAS 22

RB | 5-9 • 198
Redshirt Freshman
Houma, La. | Terrebonne
Biological Science

J. DOUGLAS' CAREER STATISTICS & GAME HIGHS

YR.	G	RUSH	YDS	AVG	TD	LG	AVG/G
2020	8	6	11	1.8	0	5	1.4
2021	7	6	8	1.3	0	3	1.1
TOT	15	12	19	1.6	0	5	1.3

RECEIVING

YR.	G	REC	YDS	AVG	TD	LG	AVG/G
2020	8	7	116	16.6	2	68	14.5
2021	7	4	81	20.3	1	60	11.6
TOT	15	11	197	17.9	3	68	13.1

KICKOFF RETURNS

YR.	G	RET	YDS	AVG	TD	LG	AVG/G
2020	8	8	158	19.8	0	28	19.8
2021	7	6	96	16.0	0	24	13.7
TOT	15	14	254	18.1	0	28	16.9

Rush Attempts.....6, UMass 10/23/2021
Rush Yards.....8, UMass 10/23/2021
Long Rush.....5, at NC State, 11/14/2020
Receptions.....3 (2x), last Notre Dame, 9/5/2021
Receiving Yards.....80, Notre Dame, 9/5/2021
Receiving Touchdowns.....2, Duke, 12/12/2020
Long Reception.....68, Duke, 12/12/2020
All-Purpose Yards.....137, at Louisville, 10/24/2020
Long Kick Return.....28, at Louisville, 10/24/2020
Fumbles Recovered.....1, at Louisville, 10/24/2020
Blocked Kicks.....1 (punt), North Carolina, 10/17/2020



KEYSHAWN HELTON 6

WR | 5-9 • 175
Redshirt Junior
Pensacola, Fla. | West Florida
Interdisciplinary Social Science

K. HELTON'S CAREER STATISTICS & GAME HIGHS

YR.	G	REC	YDS	AVG	TD	LG	AVG/G
2018	11	11	176	16.0	1	73	16.0
2019	6	17	239	14.1	3	58	39.8
2020	9	14	119	8.5	2	41	13.2
2021	7	11	182	16.5	1	44	26.0
TOT	33	53	716	13.5	7	73	21.7

RUSHING

YR.	G	RUSH	YDS	AVG	TD	LG	AVG/G
2018	11	1	2	2.0	0	2	0.2
2019	6	2	19	9.5	0	14	3.2
2020	9	1	0	0.0	0	0	0.0
2021	7	0	0	0.0	0	0	0.0
TOT	33	4	21	5.3	0	14	0.6

KICKOFF RETURNS

YR.	G	RET	YDS	AVG	TD	LG	AVG/G
2018	11	9	196	21.8	0	35	17.8
2019	6	8	228	28.5	0	58	35.0
2020	9	5	130	26.0	0	37	14.4
2021	7	0	0	0.0	0	0	0.0
TOT	33	22	554	25.1	0	58	16.7

PUNT RETURNS

YR.	G	RET	YDS	AVG	TD	LG	AVG/G
2020	9	5	26	5.2	0	8	2.9
2021	7	6	29	5.8	0	31	4.8
TOT	16	11	55	5.5	0	31	3.6

Receptions.....7, Louisville, 9/21/2019
Receiving Yards.....100, Clemson, 10/27/2018
Receiving Touchdowns.....1 (7x), last Syracuse, 10/2/2021
Long Reception.....73, Clemson, 10/27/2018
All-Purpose Yards.....174, Jacksonville State, 10/3/2020
Long Punt Return.....31, Jacksonville State, 9/11/2021
Long Kick Return.....58, NC State, 9/28/2019



MALIK McCLAIN 11

WR | 6-4 • 201
Freshman
Daphne, Ala. | IMG Academy (Fla.)
Exploratory

M. McCLAIN'S CAREER STATISTICS & GAME HIGHS

YR.	G	REC	YDS	AVG	TD	LG	AVG/G
2021	7	9	124	13.8	1	51	17.7
TOT	7	9	124	13.8	1	51	17.7

Receptions.....3, Louisville 9/26/2021
Receiving Yards.....51, UMass, 10/23/2021
Receiving Touchdowns.....1, at North Carolina 10/9/2021
Long Reception.....51, UMass, 10/23/2021



CAMREN McDONALD 87

TE | 6-4 • 242
Redshirt Junior
Long Beach, Calif. | Long Beach Poly
Interdisciplinary Social Science

C. McDONALD'S CAREER STATISTICS & GAME HIGHS

YR.	G	REC	YDS	AVG	TD	LG	AVG/G
2018	11	0	0	0.0	0	0	0.0
2019	13	6	43	7.2	0	24	3.3
2020	9	23	263	11.4	2	30	29.2
2021	7	18	173	9.6	2	26	24.7
TOT	40	47	479	10.2	4	30	12.0

Receptions.....7, Pitt, 11/7/2020
Receiving Yards.....61, Pitt, 11/7/2020
Receiving Touchdowns.....1 (4x), last UMass, 10/23/2021
Long Reception.....30, at Louisville, 10/24/2020



McKENZIE MILTON 10

QB | 5-11 • 189
Redshirt Senior
Kapolei, Hawai'i | UCF
Athletic Coaching Certificate

M. MILTON'S CAREER STATISTICS & GAME HIGHS

YR.	G	COM	ATT	PCT	YDS	TD	INT	LG	AVG/G
2016*	10	194	336	57.7	1,983	10	7	71	198.3
2017*	13	265	395	67.1	4,037	37	9	80	310.5
2018*	10	171	289	59.2	2,663	25	6	75	266.3
2021	4	58	93	62.4	548	2	4	23	137.0
TOT	37	688	1,113	61.8	9,231	74	26	80	249.5

RUSHING

YR.	G	RUSH	YDS	AVG	TD	LG	AVG/G
2016*	10	100	158	1.6	3	63	15.8
2017*	13	106	613	5.8	8	55	47.2
2018*	10	79	307	3.9	9	23	30.7
2021	4	20	0	0.0	0	12	0.0
TOT	37	305	1,078	3.5	20	63	29.1

Rush Attempts.....19, at Maryland, 9/17/2016*
Rush Yards.....116, vs. Auburn (Peach Bowl), 1/1/2018*
Rush Touchdowns.....3, Florida Atlantic, 9/21/2018*
Long Rush.....63, Temple, 10/15/2016*
Pass Attempts.....51, Tulsa, 11/19/2016*
Pass Completions.....29 (2x), last USF, 11/24/2017*
Pass Yards.....494, Memphis (AAC Championship), 12/2/2017*
Pass Touchdowns.....5 (3x), last at UConn, 8/30/2018*
Long Pass.....80, at SMU, 11/4/2017*
Total Offense Yards.....562, Memphis (AAC Championship), 12/2/2017*
All-Purpose Yards.....116, vs. Auburn (Peach Bowl), 1/1/2018*
Touchdown Responsibility.....6 (2x), last Florida Atlantic, 9/21/2018*
*at UCF





2021 FSU FOOTBALL

PLAYER BIOS - OFFENSE



ANDREW PARCHMENT 7

WR | 6-2 • 190
Redshirt Senior
Fort Lauderdale, Fla. | Kansas
Interdisciplinary Social Science

A. PARCHMENT'S CAREER STATISTICS & GAME HIGHS

RECEIVING							
YR.	G	REC	YDS	AVG	TD	LG	AVG/G
2017*	9	1	6	0.0	0	6	0.7
2019**	12	65	831	12.8	7	75	69.3
2020**	8	24	197	8.2	2	43	24.6
2021	7	12	192	16.0	2	38	27.4
TOT	36	102	1,226	11.6	11	75	34.0

RUSHING							
YR.	G	RUSH	YDS	AVG	TD	LG	AVG/G
2017*	9	1	6	0.0	0	6	0.7
2019	12	1	0	0.0	0	0	0.0
2020	8	1	10	10.0	0	10	1.3
2021	7	0	3	0.0	1	3	0.6
TOT	36	2	13	6.5	1	10	0.3

*at Northern Illinois

Receptions..... 8 (3x), last at Iowa State, 11/23/2019**
Receiving Yards..... 132, West Virginia, 9/21/2019**
Receiving Touchdowns..... 2 (2x), last West Virginia, 9/21/2019**
Long Reception..... 75, West Virginia, 9/21/2019**

**at Kansas



KENTRON POITIER 88

WR | 6-3 • 205
Redshirt Freshman
Coconut Grove, Fla. | Miami Palmetto
Exploratory

K. POITIER'S CAREER STATISTICS & GAME HIGHS

RECEIVING							
YR.	G	REC	YDS	AVG	TD	LG	AVG/G
2020	6	4	39	9.8	0	14	6.5
2021	7	1	5	5.0	0	5	0.7
TOT	13	5	44	8.8	0	14	3.4

Receptions..... 2, at Miami, 9/26/2020
Receiving Yards..... 22, at Miami, 9/26/2020
Long Reception..... 14, at Miami, 9/26/2020



CHUBBA PURDY 12

QB | 6-2 • 215
Redshirt Freshman
Queen Creek, Ariz. | Perry
Media/Communication Studies

C. PURDY'S CAREER STATISTICS & GAME HIGHS

PASSING									
YR.	G	COM	ATT	PCT	YDS	TD	INT	LG	AVG/G
2020	3	27	53	50.9	219	2	1	69	73.0
2021	1	5	5	100.0	98	2	0	38	98.0
TOT	4	32	58	55.2	317	4	1	69	79.3

RUSHING							
YR.	G	RUSH	YDS	AVG	TD	LG	AVG/G
2020	3	19	57	3.0	0	21	19.0
2021	1	1	5	5.0	0	5	5.0
TOT	4	20	62	3.1	0	21	15.5

Rush Attempts..... 12, at NC State, 11/14/2020
Rush Yards..... 54, at NC State, 11/14/2020
Long Rush..... 21, at NC State, 11/14/2020
Pass Attempts..... 23, at NC State, 11/14/2020
Pass Completions..... 15, at NC State, 11/14/2020
Pass Yards..... 181, at NC State, 11/14/2020
Pass Touchdowns..... 2 (2x), last UMass, 10/23/2021
Long Pass..... 69, at NC State, 11/14/2020
Total Offense Yards..... 235, at NC State, 11/14/2020
All-Purpose Yards..... 54, at NC State, 11/14/2020



WYATT RECTOR 19

TE | 6-2 • 234
Redshirt Sophomore
Leesburg, Fla. | Western Michigan
Sport Management

W. RECTOR'S CAREER STATISTICS & GAME HIGHS

RECEIVING							
YR.	G	REC	YDS	AVG	TD	LG	AVG/G
2018*	1	0	0	0.0	0	0	0.0
2020	9	0	0	0.0	0	0	0.0
2021	7	2	13	6.5	1	11	1.9
TOT	17	2	13	6.5	1	11	0.8

RUSHING							
YR.	G	RUSH	YDS	AVG	TD	LG	AVG/G
2018*	1	1	2	2.0	0	2	2.0
2020	9	1	1	1.0	1	1	0.1
2021	7	0	0	0.0	0	0	0.0
TOT	17	2	3	1.5	1	2	0.2

Rush Attempts..... 1 (2x), last Pitt, 11/7/2020
Rush Yards..... 2, Delaware State, 9/15/2018*
Rush Touchdowns..... 1, Pitt, 11/7/2020
Long Rush..... 2, Delaware State, 9/15/2018*
Receptions..... 2, Jacksonville State, 9/11/2021
Reception Yards..... 13, Jacksonville State, 9/11/2021
Receiving Touchdowns..... 1, Jacksonville State, 9/11/2021
Tackles (special teams)..... 1 (6x), last Duke, 12/12/2020
*at Western Michigan



TATE RODEMAKER 18

QB | 6-4 • 201
Redshirt Freshman
Valdosta, Ga. | Valdosta
Sport Management

T. RODEMAKER'S CAREER STATISTICS & GAME HIGHS

PASSING									
YR.	G	COM	ATT	PCT	YDS	TD	INT	LG	AVG/G
2020	4	17	29	58.6	130	0	3	23	32.5
2021	2	0	0	0.0	0	0	0	0	0.0
TOT	6	17	29	58.6	130	0	3	23	21.7

RUSHING							
YR.	G	RUSH	YDS	AVG	TD	LG	AVG/G
2020	4	8	(-13)	(-1.6)	0	17	(-3.2)
2021	2	0	0	0.0	0	0	0.0
TOT	6	8	(-13)	(-1.6)	0	17	(-2.2)

Rush Attempts..... 3 (2x), last Jacksonville State, 10/3/2020
Rush Yards..... 9, at NC State, 11/14/2020
Long Rush..... 17, at NC State, 11/14/2020
Pass Attempts..... 12, Jacksonville State, 10/3/2020
Pass Completions..... 8, Jacksonville State, 10/3/2020
Pass Yards..... 58, Jacksonville State, 10/3/2020
Long Pass..... 23, Jacksonville State, 10/3/2020
Total Offense Yards..... 42, at Miami, 9/26/2020



LAWRANCE TOAFILI 9

RB | 6-0 • 185
Redshirt Freshman
St. Petersburg, Fla. | Pinellas Park
Exploratory

L. TOAFILI'S CAREER STATISTICS & GAME HIGHS

RUSHING							
YR.	G	RUSH	YDS	AVG	TD	LG	AVG/G
2020	8	37	356	9.6	2	73	44.5
2021	6	23	124	5.4	1	38	20.7
TOT	14	60	480	8.0	3	73	34.3

RECEIVING							
YR.	G	REC	YDS	AVG	TD	LG	AVG/G
2020	8	12	120	10.0	0	31	15.0
2021	6	6	37	6.2	0	20	6.2
TOT	14	18	157	8.7	0	31	11.2

Rush Attempts..... 12, Jacksonville State, 10/3/2020
Rush Yards..... 117, Duke, 12/12/2020
Rush Touchdowns..... 1 (3x), last UMass, 10/23/2021
Long Rush..... 73, Duke, 12/12/2020
Receptions..... 4, Pitt, 11/7/2020
Receiving Yards..... 35, at Miami, 9/26/2020
Long Reception..... 31, at Notre Dame, 10/10/2020
All-Purpose Yards..... 143, Duke, 12/12/2020



JORDAN TRAVIS 13

QB | 6-1 • 201
Redshirt Sophomore
West Palm Beach, Fla. | Louisville
Interdisciplinary Social Science

J. TRAVIS' CAREER STATISTICS & GAME HIGHS

PASSING									
YR.	G	COM	ATT	PCT	YDS	TD	INT	LG	AVG/G
2018*	3	4	14	28.6	71	1	1	31	23.6
2019	4	6	11	54.5	79	0	0	63	19.8
2020	8	72	131	55.0	1,056	6	6	68	132.0
2021	6	52	83	62.7	636	9	5	65	106.0
TOT	21	134	239	56.1	1,842	16	12	68	87.7

RUSHING							
YR.	G	RUSH	YDS	AVG	TD	LG	AVG/G
2018*	3	8	40	5.0	0	25	13.3
2019	4	23	228	9.9	3	66	57.0
2020	8	97	559	5.8	7	88	69.9
2021	6	66	344	5.2	4	53	57.3
TOT	21	194	1,171	6.0	14	88	55.8

RECEIVING							
YR.	G	REC	YDS	AVG	TD	LG	AVG/G
2018*	3	0	0	0.0	0	0	0.0
2019	4	1	18	18.0	0	0	4.5
2020	8	1	5	5.0	0	5	1.2
2021	6	0	0	0.0	0	0	0.0
TOT	20	2	23	11.5	0	18	1.1

*at Louisville

Rush Attempts..... 19 (2x) last Syracuse, 10/2/2021
Rush Yards..... 121, at North Carolina, 10/9/2021
Rush Touchdowns..... 2 (3x), atlast North Carolina, 10/9/2021
Long Rush..... 88, Pitt, 11/7/2020
Pass Attempts..... 32 (2x), last Syracuse, 10/2/2021
Pass Completions..... 22, Syracuse, 10/2/2021
Pass Yards..... 210, Jacksonville State, 10/3/2020
Pass Touchdowns..... 3, at North Carolina, 10/9/2021
Long Pass..... 68, Duke, 12/12/2020
Total Offense..... 300, at Notre Dame, 10/10/2020
All-Purpose Yards..... 121, at North Carolina, 10/9/2021
Touchdown Responsibility..... 5, at North Carolina, 10/9/2021



TRESHAUN WARD 8

RB | 5-10 • 192
Redshirt Freshman
Plant City, Fla. | Tampa Bay Tech
Criminology

T. WARD'S CAREER STATISTICS & GAME HIGHS

RUSHING							
YR.	G	RUSH	YDS	AVG	TD	LG	AVG/G
2019	2	10	44	4.4	0	11	22.0
2020	2	2	54	27.0	1	28	27.0
2021	7	57	419	7.4	3	65	59.9
TOT	11	69	517	7.5	4	65	47.0

RECEIVING							
YR.	G	REC	YDS	AVG	TD	LG	AVG/G
2019	2	0	0	0.0	0	0	0.0
2020	2	1	6	6.0	0	6	3.0
2021	7	13	99	7.6	1	19	14.1
TOT	11	14	105	7.5	1	19	9.5





2021 FSU FOOTBALL

PLAYER BIOS - OFFENSE

Rush Attempts.....12, at North Carolina 10/9/2021
 Rush Yards.....77, at North Carolina 10/9/2021
 Rush Touchdowns.....1 (4x), last UMass, 10/23/2021
 Long Rush.....65, Syracuse 10/2/2021
 Receptions.....3 (2x) last Louisville 9/25/2021
 Receiving Touchdowns.....1, Wake Forest, 9/18/2021
 All-Purpose Yards.....76, Notre Dame, 9/5/2021



D.J. WILLIAMS **1**
RB | 5-10 • 215
 Redshirt Sophomore
 Lake Placid, Fla. | Auburn
 Social Science

D.J. WILLIAMS' CAREER STATISTICS & GAME HIGHS

RUSHING							
YR.	G	RUSH	YDS	AVG	TD	LG	AVG/G
2019*	10	84	400	4.8	2	70	40.0
2020*	9	38	199	5.2	3	41	22.1
2021	3	8	47	5.9	1	23	15.7
TOT	21	130	646	5.0	6	70	30.8

RECEIVING							
YR.	G	REC	YDS	AVG	TD	LG	AVG/G
2019*	10	5	32	6.4	0	15	3.2
2020*	9	7	40	5.7	0	22	4.4
2021	3	0	0	0.0	0	0	0.0
TOT	21	12	72	6.0	0	22	3.4

Rush Attempts.....24, Ole Miss, 11/2/2019*
 Rush Yards.....130, at LSU, 10/26/2019*
 Rush Touchdowns.....1 (6x), last UMass, 10/23/2021
 Long Rush.....70, at LSU, 10/26/2019*
 Receptions.....3, Ole Miss, 11/2/2019*
 Receiving Yards.....26, at South Carolina, 10/17/2020*
 Long Reception.....22, at South Carolina, 10/17/2020*
 All-Purpose Yards.....151, at LSU, 10/26/2019*
 *at Auburn



DARION WILLIAMSON **21**
WR | 6-3 • 200
 Redshirt Freshman
 Brownsville, Tenn. | Haywood
 Sport Management

D. WILLIAMSON'S CAREER STATISTICS & GAME HIGHS

RECEIVING							
YR.	G	REC	YDS	AVG	TD	LG	AVG/G
2020	3	2	15	7.5	0	8	5.0
2021	7	7	75	10.7	0	17	10.7
TOT	10	9	90	10.0	0	17	9.0

Receptions.....3, Jacksonville State, 9/11/2021
 Receiving Yards.....32, Jacksonville State, 9/11/2021
 Long Reception.....17, Jacksonville State, 9/11/2021



JORDAN WILSON **4**
TE | 6-4 • 265
 Redshirt Senior
 Nashville, Tenn. | UCLA
 Athletic Coaching Certificate

J. WILSON'S CAREER STATISTICS & GAME HIGHS

RECEIVING							
YR.	G	REC	YDS	AVG	TD	LG	AVG/G
2017*	12	16	155	9.7	2	25	12.9
2018*	10	2	17	8.5	0	12	1.7
2019*	12	7	72	10.3	0	21	6.0
2021	7	4	26	6.5	0	10	3.7
TOT	41	29	270	9.3	2	25	6.6

Receptions.....4 (2x), last at Washington, 10/28/2017*
 Receiving Yards.....43, Oregon, 10/21/2017*
 Receiving Touchdowns.....1 (2x), last at Washington, 10/28/2017*
 Long Reception.....25, California, 11/24/2017*
 *at UCLA



ONTARIA WILSON **80**
WR | 6-0 • 175
 Redshirt Junior
 Asburn, Ga. | Turner County
 Interdisciplinary Social Science

O. WILSON'S CAREER STATISTICS & GAME HIGHS

RECEIVING							
YR.	G	REC	YDS	AVG	TD	LG	AVG/G
2018	11	4	35	8.8	0	12	3.2
2019	8	21	227	10.8	1	40	28.4
2020	9	30	382	12.7	2	69	42.2
2021	6	12	206	17.2	3	65	34.3
TOT	34	67	850	12.7	6	69	25.0

RUSHING							
YR.	G	RUSH	YDS	AVG	TD	LG	AVG/G
2018	11	0	0	0.0	0	0	0.0
2019	8	2	15	7.5	1	12	1.9
2020	9	4	32	8.0	0	13	3.6
2021	6	0	0	0.0	0	0	0.0
TOT	34	6	47	7.8	1	13	1.4

Rush Attempts.....2, vs. Arizona State (Sun Bowl), 12/31/2019
 Rush Yards.....15, vs. Arizona State (Sun Bowl), 12/31/2019
 Rush Touchdowns.....1, vs. Arizona State (Sun Bowl), 12/31/2019
 Long Rush.....13, Jacksonville State, 10/3/2020
 Receptions.....7, at NC State, 11/14/2020
 Receiving Yards.....117, at NC State, 11/14/2020
 Receiving Touchdowns.....2, at North Carolina 10/9/2021
 Long Reception.....69, at NC State, 11/14/2020
 All-Purpose Yards.....117, at NC State, 11/14/2020



COREY WREN **16**
RB/ATH | 5-10 • 187
 Redshirt Freshman
 New Orleans, La. | John Curtis Christian
 Sport Management

C. WREN'S CAREER STATISTICS & GAME HIGHS

KICKOFF RETURNS							
YR.	G	RET	YDS	AVG	TD	LG	AVG/G
2020	5	3	45	15.0	0	22	9.0
2021	5	3	65	21.7	0	33	12.4
TOT	10	6	110	18.3	0	33	11.0

All-Purpose Yards.....45, at Notre Dame, 10/10/2020
 Long Kick Return.....33, Notre Dame, 9/5/2021



JORDAN YOUNG **83**
WR | 6-2 • 210
 Redshirt Sophomore
 Conyers, Ga. | Heritage
 Social Science

J. YOUNG'S CAREER STATISTICS & GAME HIGHS

RECEIVING							
YR.	G	REC	YDS	AVG	TD	LG	AVG/G
2019	13	4	61	15.2	0	29	4.7
2020	7	7	85	12.1	0	20	12.1
2021	7	1	5	5.0	1	5	0.7
TOT	27	12	151	12.6	1	29	5.6

Receptions.....3, at Louisville, 10/24/2020
 Receiving Yards.....29, Syracuse, 10/26/2019
 Receiving Touchdowns.....1, UMass, 10/23/2021
 Long Reception.....29, Syracuse, 10/26/2019
 All-Purpose Yards.....29, Syracuse, 10/26/2019





2021 FSU FOOTBALL

THE LAST TIME IT HAPPENED

TEAM

FLORIDA STATE

OPPONENT

RUSHING

Had 400 or more yards:	478 at USF, 2016	401, Georgia Tech, 2009
Had 300-399 yards:	365 vs. UMass, 2021	353, Notre Dame, 2020
Had 200-299 yards:	238 at North Carolina, 2021	229, North Carolina, 2021
Had 51-100 yards:	91 at Wake Forest, 2021	65, Notre Dame, 2021
Had 11-50 yards:	31 vs. Miami, 2019	40, Miami, 2019
Had 0-10 yards:	1 at Miami, 2006	6, NIU, 2018
Had fewer than 0 yards:	-21 vs. Clemson, 2018	-27, Colorado, 2007
Had 70 or more rush attempts:	72 vs. Western Carolina, 1985	71, LSU, 1982
Had 60-69 rush attempts:	63 at USF, 2016	64, Boston College, 2019
Had 50-59 rush attempts:	53 vs. Jacksonville State, 2020	58, Wake Forest, 2021
Had seven or more rush touchdowns:	7 vs. Murray State, 2012	7, Louisville, 2016
Had six rush touchdowns:	vs. Duke, 2020	Georgia Tech, 2009
Had five rush touchdowns:	vs. UMass, 2021	Oregon ('15 Rose), 2014
Had four rush touchdowns:	at Syracuse, 2016	Pitt, 2020

PASSING

Had 500 or more yards:	521 vs. Clemson, 2000	532, Arizona State, 1984
Had 400-499 yards:	421 at NC State, 2018	407, Boise State, 2019
Had 300-399 yards:	317 vs. Alabama State, 2019	366, Notre Dame, 2021
Had 200-299 yards:	221 vs. UMass, 2021	203, North Carolina, 2021
Had fewer than 75 yards:	65 at Florida, 2011	50, Boston College, 2016
Had 50 or more pass attempts:	52 vs. Ole Miss, 2016	52, NC State, 2019
Had 30 or more pass completions:	30 vs. ULM, 2019	33, Miami, 2020
Had 20-29 pass completions:	22 vs. Syracuse, 2021	25, Louisville, 2021
Had fewer than 10 pass completions:	8 vs. North Carolina, 2020	7, Boston College, 2017
Had six or more passing touchdowns:	6 vs. Charleston Southern, 2011	Never
Had five passing touchdowns:	vs. Boston College, 2016	Clemson, 2018
Had four passing touchdowns:	at NC State, 2018	Notre Dame, 2021
Had three passing touchdowns:	at North Carolina, 2021	NC State, 2020
Had zero passing touchdowns:	vs. Pitt, 2020	UMass, 2021
Had seven passes intercepted:	at South Carolina, 1984	Virginia Tech, 1959
Had six passes intercepted:	at NC State, 1998	Wake Forest, 2013
Had five passes intercepted:	vs. Wake Forest, 2008	Wake Forest, 1997
Had four passes intercepted:	vs. Arizona State (Sun), 2019	Samford, 2018
Had three passes intercepted:	at Wake Forest, 2021	Duke, 2020
Did not throw an interception:	vs. UMass, 2021	Louisville, 2021
Completed passes to 10 or more players:	10 vs. Syracuse, 2019	11, Jacksonville State, 2021
Completed passes to nine players:	at Wake Forest, 2021	NC State, 2019
Completed passes to eight players:	vs. Louisville, 2021	UMass, 2021
Completed passes to seven players:	vs. UMass, 2021	North Carolina, 2021

TOTAL OFFENSE

Had 700 or more yards:	771 vs. Clemson, 2000	Never
Had 600-699 yards:	654 at Syracuse, 2016	621, Boise State, 2019
Had 500-599 yards:	586 vs. UMass, 2021	569, Louisville, 2020
Had fewer than 100 yards:	95 at Florida, 2011	28, Savannah State, 2012
Ran 85 or more plays:	89 at Wake Forest, 2019	89, Wake Forest, 2021
Ran 55 or fewer plays:	54 at North Carolina, 2021	53, Jacksonville State, 2020

SCORING

Scored 80 or more points:	80 vs. Idaho, 2013	Never
Scored 70-79 points:	77 vs. Delaware State, 2017	Never
Scored 60-69 points:	63 vs. Maryland, 2013	63, Louisville, 2016
Scored 50-59 points:	59 vs. UMass, 2021	52, Miami, 2020
Scored 40-49 points:	41 vs. Jacksonville State, 2020	41, Notre Dame, 2021
Scored 30-39 points:	35 at North Carolina, 2021	30, Syracuse, 2021
Scored 0 points:	vs. Wake Forest (30-0), 2006	Boston College (14-0), 2015
Won by 45 points or more:	56 vs. UMass (59-3), 2021	49, Clemson (59-10), 2018
Won by 30-44 points:	37 vs. Alabama State (49-12), 2019	32, Louisville (48-16), 2020
Won by 20-29 points:	21 vs. Duke (56-35), 2020	21, Wake Forest (35-14), 2021
Scored on first drive of game:	TD vs. UMass, 2021	FG, UMass, 2021
Recorded a safety:	at Louisville, 2020	Charleston Southern, 2016
Recorded two or more safeties:	vs. UCF, 1995	NC State, 2002
Scored on a blocked field goal:	vs. Delaware State, 2017	Georgia Tech, 2015
Scored on team's first offensive play of game:	vs. North Carolina, 2020 (23-yard rush TD)	Samford, 2018 (54-yard pass TD)

TURNOVERS

Lost eight or more turnovers:	9 at South Carolina (7 INT, 2 FUM), 1984	8, Texas A&M ('92 Cotton - 2 INT, 6 FUM), 1991
Lost seven turnovers:	vs. Wake Forest (5 INT, 2 FUM), 2008	Wake Forest (6 INT, 1 FUM), 2013
Lost six turnovers:	at Wake Forest (3 INT, 3 FUM), 2021	Maryland (4 INT, 2 FUM), 2002
Lost five turnovers:	vs. Virginia Tech (3 INT, 2 FUM), 2018	Samford (4 INT, FUM), 2018
Lost four turnovers:	at Clemson (3 INT, 1 FUM), 2019	Duke (3 INT, FUM), 2020
Lost four or more fumbles:	4 vs. Oregon ('15 Rose), 2014	4, USC, 1998
Threw four or more interceptions:	4 vs. Arizona State (Sun), 2019	4, Samford, 2018
Did not commit a turnover:	at North Carolina, 2021	Louisville, 2021
Lost a game and did not commit a turnover:	at Florida, 2019	Syracuse, 2019
Two turnovers returned for TD:	at Florida, 2017	Wake Forest, 2004
Two interceptions returned for TD:	vs. Idaho, 2013	Auburn, 1985
Two fumbles returned for TD:	vs. Wisconsin (Champs Sports), 2008	Never

DEFENSE

Recorded 10 or more sacks:	11 vs. Wake Forest, 1997	Never
Recorded nine sacks:	vs. Miami, 2005	Miami, 2019
Recorded eight sacks:	at Syracuse, 2016	Florida, 2019
Recorded seven sacks:	vs. Syracuse, 2019	Pitt, 2020
Recorded six sacks:	vs. Louisville, 2019	Louisville, 2021
Recorded 10 or more tackles for loss:	12 vs. Syracuse, 2019	11, Louisville, 2021
Broke up 10 or more passes:	12 vs. Miami, 2017	12, Louisville, 2020
Takeaway on first drive of game:	at Wake Forest (INT), 2021	Wake Forest (FUM), 2021





2021 FSU FOOTBALL

THE LAST TIME IT HAPPENED

TEAM

SPECIAL TEAMS

Returned a punt for TD:	at Miami, 2018	Louisville, 2016
Returned a blocked punt for TD:	vs. UCLA [Emerald], 2006	Virginia Tech, 2018
Blocked punt for a safety:	vs. Colorado, 2008	Clemson, 2004
Returned a kickoff for TD:	vs. Auburn, (14 BCS Champ.), 2013	Clemson, 2004
Blocked a punt:	2 vs. North Carolina, 2020	Virginia Tech, 2018
Punted 10 or more times:	12 vs. Clemson, 2018	10, Syracuse, 2016
Did not record a punt:	vs. Samford, 2010	Georgia Tech, 2010
Blocked a field goal:	2 vs. Georgia Tech, 2020	Arizona State (Sun), 2019
Blocked a PAT:	vs. Georgia Tech, 2020	Syracuse, 2019
Recovered an onside kick:	at Wake Forest, 2019	NC State, 2013
Made five or more field goals:	6 vs. Ole Miss, 2016	5, Wake Forest, 2019
Made four field goals:	at Wake Forest, 2017	Arizona State (Sun), 2019

MISCELLANEOUS

Had 30 or more first downs:	31 vs. Jacksonville State, 2020	33, Miami, 2020
Had 10 or fewer first downs:	10 at Clemson, 2019	6, Delaware State, 2017
Had 20 or more penalties:	20 vs. Duke, 1997	Never
Had 15-19 penalties:	16 at NC State, 2018	17, Virginia Tech (ACC Champ.), 2005
Had 100 or more penalty yards:	114 vs. Jacksonville State, 2021	110, North Carolina, 2021
Had 25 or fewer penalty yards:	15 at Miami, 2014	25, Florida, 2019
Had zero penalties:	vs. Virginia Tech (ACC Champ.), 2010	The Citadel, 2014
Had 35 minutes or more of possession time:	37:27 vs. NIU, 2018	39:13, Wake Forest, 2021
Scoring drive of 15 or more plays:	17 plays, 48 yards, FG vs. Syracuse, 2021	15 plays, 82 yards, TD, Louisville, 2021
Scoring drive of 99 yards:	6 plays, 99 yards, TD vs. Boston College, 2012	5 plays, 99 yards, TD, USF, 2009

INDIVIDUAL

RUSHING

Rushed 30 or more times:	30 at Wake Forest, Cam Akers, 2019	40, Boston College, AJ Dillon, 2019
Rushed for 300 or more yards:	322 vs. Western Carolina, Greg Allen, 1981	304, Southern Miss, Sam Dejarrette, 1982
Rushed for 200-299 yards:	225 at Syracuse, Dalvin Cook, 2016	202, Notre Dame, Dexter Williams, 2018
Rushed for 150-199 yards:	159 vs. Louisville, Jashaun Corbin, 2021	174, Louisville, Javian Hawkins, 2020
QB rushed for 100 or more yards:	121 at North Carolina, Jordan Travis, 2021	108, North Carolina, Sam Howell, 2021
QB rushed for a TD of 50 or more yards:	53 at North Carolina, Jordan Travis, 2021	55, Syracuse, Garrett Shrader, 2021
Had four or more rushing touchdowns:	4 vs. Syracuse, Cam Akers, 2019	4, Louisville, Lamar Jackson, 2016
Had three rushing touchdowns:	vs. Duke, Jashaun Corbin, 2020	Syracuse, Garrett Shrader, 2021
Had a run of 80 or more yards:	89 vs. Notre Dame, Jashaun Corbin, 2021	83, Wake Forest, Josh Adams, 2007
Had a run of 70-79 yards:	75 vs. Louisville, Jashaun Corbin, 2021	70, Louisville, Javian Hawkins, 2020
Had two or more players with 100+ rush yards:	L. Webb 109 & J. Travis 107 vs. North Carolina, 2020	6. Shrader 137 & S. Tucker 102, Syracuse, 2021

PASSING

Passed for 400 or more yards:	421 at NC State, James Blackman, 2018	407, Boise State, Hank Bachmeier, 2019
Passed for 300-399 yards:	346 at Boston College, James Blackman, 2019	366, Notre Dame, Jack Coan, 2021
Attempted 45 or more passes:	47 at Notre Dame, Deondre Francois, 2018	51, Boise State, Hank Bachmeier, 2019
Completed 40 or more passes:	43 vs. Penn State, Drew Weatherford, 2006 (*07 Orange)	46, Maryland, Scott Milanovich, 1995
Completed 30-39 passes:	30 vs. ULM, James Blackman, 2019	30, Florida, Kyle Trask, 2019
Threw five or more touchdown passes:	5 vs. Maryland, Jameis Winston, 2013	5, NC State, Russell Wilson, 2009
Threw four touchdown passes:	at NC State, James Blackman, 2018	Notre Dame, Jack Coan, 2021
Threw five or more interceptions:	6 at NC State, Chris Weinke, 1998	5, Wake Forest, Ben Sankey, 1997
Threw four interceptions:	vs. Arizona State (Sun), James Blackman, 2019	Samford, Devlin Hodges, 2018
Completed a pass of 75 or more yards:	91 vs. Arizona State (Sun), J. Blackman to T. Terry, 2019	77, Arizona State (Sun), J. Daniels to K. Williams, 2019

RECEIVING

Caught 15 or more passes:	16 vs. South Carolina, Ron Sellers, 1968	16, Virginia, Alvin Pearman, 2003
Had 200 or more receiving yards:	238 vs. Wake Forest, Travis Rudolph, 2016	215, Samford, Kelvin McKnight, 2018
Caught three touchdowns:	vs. Southern Miss (Independence), Auden Tate, 2017	Louisville, James Quick, 2015
Had two players with 100+ yards receiving:	T. Terry 142 & D. Matthews 133, at NC State, 2018	K. McKnight 215 & A. Harris 122, Samford, 2018
Had three players with 100+ yards receiving:	C. Davis 125, D. Fagg 113 & G. Carr 104, vs. The Citadel, 2005	Never

TOTAL OFFENSE

Had 500 or more yards:	509 vs. Clemson, Chris Weinke, 2000	532, Arizona State, Jeff Van Raaphorst, 1984
Had 400-499 yards:	400 at NC State, James Blackman, 2018	475, Samford, Devlin Hodges, 2018
QB had 100 yards or more passing AND rushing:	145 pass, 121 rush, Jordan Travis, 2021	203 pass, 108 rush, North Carolina, Sam Howell, 2021

DEFENSE

Intercepted three or more passes:	4 at Wake Forest, Mario Edwards, 1998	3, Georgia Tech, Brian Wilkins, 1996
Intercepted two passes:	2 vs. Georgia Tech, Asante Samuel Jr., 2020	2, Notre Dame, Kyle Hamilton, 2021
Recovered two or more fumbles:	2 vs. Florida, DeMarcus Walker, 2016	2, Boston College, Will Harris, 2017
Forced two or more fumbles:	2 vs. Boise State, Hamsah Nasirildeen, 2019	2, UMass, Gerrell Johnson, 2021
Recorded 4.0 or more sacks:	4.0 vs. Delaware State, Joshua Kaindoh, 2017	4.0, Miami, Greg Rousseau, 2019
Recorded 15 or more tackles:	22 at Boston College, Hamsah Nasirildeen, 2019	15, Duke, Alonzo Saxton, 2017
Returned an interception for a touchdown:	70 yards vs. UMass, Jarvis Brownlee Jr., 2021	50 yards, Pitt, Brandon Hill, 2020
Returned a fumble for a touchdown:	16 yards at Florida, Jacob Pugh, 2017	12 yards, Florida, Marcell Harris, 2016
Recorded 4.0 or more tackles for loss in a game:	4.0 vs. Jacksonville State, Jermaine Johnson II, 2021	5.0, Miami, Greg Rousseau, 2019

SPECIAL TEAMS

Scored 13 or more points kicking:	13 vs. NIU, Ricky Aguayo, 2018	16, Wake Forest, Nick Sciba, 2019
Made four or more field goals:	4 at Wake Forest, Ricky Aguayo, 2017	4, Arizona State (Sun), Cristian Zendejas, 2019
Made two field goals of 50 or more yards:	50 & 53 vs. Florida, Dustin Hopkins, 2012	50 & 51, Florida, David Posey, 1975
Made a field goal of 60 or more yards:	60 at Florida, Gary Cismesia, 2007	61, Virginia Tech, Wayne Latimer, 1975
Had a punt of 70 or more yards:	76 at Miami, Sean Liss, 1996	73, Louisville, Mark Vassett, 2021
Had a punt of 60-69 yards:	65 vs. Jacksonville State, Alex Mastromanno, 2021	61, Jacksonville State, Preston Knight, 2020
Had 100 or more kickoff return yards:	108 at NC State, Travis Jay, 2020	116, UMass, Jamir Roberts, 2021
Had a kickoff return for a TD:	100 yard return vs. Auburn, Kermit Whitfield, 2013	97 & 86 yard return, Clemson, Justin Miller, 2004
Had 100 or more punt return yards:	145 at Miami, D.J. Matthews, 2018	130, Louisville, Jaire Alexander, 2016
Had a punt return for a TD:	74 yards at Miami, D.J. Matthews, 2018	69 yards, Louisville, Jaire Alexander, 2016
Blocked a punt:	vs. North Carolina, Marvin Wilson & Ja'Khi Douglas, 2020	Virginia Tech, Chris Cunningham, 2018
Blocked a field goal:	vs. Georgia Tech, Marvin Wilson (2), 2020	Arizona State (Sun), Chase Lucas, 2019
Returned a blocked field goal for touchdown:	63 yards vs. Delaware State, Tarvarus McFadden, 2017	78 yards, Georgia Tech, Lance Austin, 2015
Blocked a PAT:	vs. Georgia Tech, Janarius Robinson, 2020	Syracuse, Josh Black, 2019
Scored a 2-point conversion:	vs. Notre Dame, Keyshawn Helton pass from Jordan Travis, 2021	North Carolina, Antoine Green pass from Josh Downs, 2021

BOLD happened in 2021





2021 FSU FOOTBALL

PROGRAM RECORDS - PASSING

SINGLE GAME YARDS

	Opponent	Year	Yards
1. Chris Weinke	Duke	2000	536
2. Chris Weinke	Clemson	2000	521
3. Bill Cappelman	Memphis State	1969	508
4. Chris Weinke	Miami	2000	496
5. Peter Tom Willis	Memphis State	1989	482
6. Thad Busby	NC State	1997	463
7. Danny Kanell	Virginia	1995	454
8. Charlie Ward	Florida	1993	446
9. Jameis Winston	Clemson	2013	444
10. Chris Weinke	Georgia Tech	2000	443
11. EJ Manuel	Boston College	2012	439
12. Bill Cappelman	South Carolina	1968	437
13. Danny Kanell	Maryland	1994	427
14. Peter Tom Willis	Nebraska ('90 Fiesta)	1989	422
15. James Blackman	NC State	2018	421
	Florida	1994	421
17. Deondre Francois	Ole Miss	2016	419
18. Gary Huff	Houston	1972	409
19. Jameis Winston	Louisville	2014	401
20. Thad Busby	Georgia Tech	1997	399

SEASON YARDS

	Year	Yards
1. Chris Weinke	2000	4167
2. Jameis Winston	2013	4057
3. Jameis Winston	2014	3907
4. EJ Manuel	2012	3392
5. Deondre Francois	2016	3350
6. Thad Busby	1997	3317
7. Drew Weatherford	2005	3208
8. Peter Tom Willis	1989	3124
9. Chris Rix	2003	3107
10. Chris Weinke	1999	3103
11. Charlie Ward	1993	3032
12. Danny Kanell	1995	2957
13. Gary Huff	1972	2893
14. Danny Kanell	1994	2781
15. Gary Huff	1971	2736
16. Chris Rix	2001	2734
17. Deondre Francois	2018	2731
18. Christian Ponder	2009	2717
19. EJ Manuel	2011	2666
20. Charlie Ward	1992	2647

CAREER YARDS

	Years	Yards
1. Chris Weinke	1997-2000	9839
2. Chris Rix	2001-04	8390
3. Jameis Winston	2013-14	7964
4. EJ Manuel	2009-12	7736
5. Drew Weatherford	2005-08	7567
6. Christian Ponder	2007-10	6872
7. Gary Huff	1970-72	6378
8. Danny Kanell	1992-95	6372
9. Deondre Francois	2016-18	6291
10. Thad Busby	1994-97	5916
11. Charlie Ward	1989-93	5747
12. James Blackman	2017-PR	5445
13. Bill Cappelman	1967-69	4904
14. Casey Weldon	1988-91	4628
15. Peter Tom Willis	1986-89	4291
16. Jimmy Jordan	1976-79	4144
17. Chip Ferguson	1985-88	3846
18. Wally Woodham	1975, 77-79	3550
19. Kelly Lowrey	1980-83	3469
20. Steve Tensi	1962-64	3394

Active Leader
Jordan Travis 2019-PR 1771

SINGLE GAME COMPLETIONS

	Opponent	Year	Comp.	
1. Danny Kanell	Georgia Tech	1995	41	
2. Danny Kanell	Florida	1994	40	
3. Charlie Ward	Florida	1993	38	
4. Chris Weinke	Duke	2000	37	
	Penn State (Gator)	1967	37	
6. Drew Weatherford	Duke	2007	35	
	Virginia	2005	35	
8. Deondre Francois	Ole Miss	2016	33	
	Christian Ponder	North Carolina	2009	33
10. Drew Weatherford	Boston College	2006	32	
	Chris Weinke	BYU	2000	32
	Danny Kanell	Virginia	1995	32
13. Deondre Francois	Samford	2018	31	
	Charlie Ward	Notre Dame	1993	31
	Bill Cappelman	Memphis State	1969	31
16. James Blackman	ULM	2019	30	
	Jameis Winston	Syracuse	2014	30
	Drew Weatherford	Troy	2006	30
	Chris Rix	Colorado	2003	30
	Thad Busby	Georgia Tech	1997	30

SEASON COMPLETIONS

	Year	Att.	Comp.	
1. Jameis Winston	2014	467	305	
2. Drew Weatherford	2005	469	276	
3. Chris Weinke	2000	431	266	
4. Charlie Ward	1993	380	264	
5. EJ Manuel	2012	387	263	
6. Danny Kanell	1995	402	257	
	Jameis Winston	2013	384	257
8. Deondre Francois	2016	400	235	
	Thad Busby	1997	390	235
10. Chris Weinke	1999	377	232	
11. Deondre Francois	2018	396	227	
	Christian Ponder	2009	330	227
	Danny Kanell	1994	380	227
14. Chris Rix	2003	382	216	
15. Peter Tom Willis	1989	346	211	
16. Gary Huff	1972	385	206	
17. Charlie Ward	1992	365	204	
18. EJ Manuel	2011	311	203	
19. Casey Weldon	1991	313	189	
20. James Blackman	2019	292	184	
	Christian Ponder	2010	299	184
	Gary Huff	1971	327	184

CAREER COMPLETIONS

	Years	Att.	Comp.	
1. Chris Weinke	1997-2000	1107	650	
2. Drew Weatherford	2005-08	1128	644	
3. EJ Manuel	2009-12	897	600	
4. Christian Ponder	2007-10	965	596	
5. Chris Rix	2001-04	1042	575	
6. Jameis Winston	2013-14	851	562	
7. Danny Kanell	1992-95	851	529	
8. Deondre Francois	2016-18	829	481	
9. Charlie Ward	1989-93	759	473	
10. Gary Huff	1970-72	796	436	
11. James Blackman	2017-PR	716	433	
12. Thad Busby	1994-97	715	421	
13. Bill Cappelman	1967-69	636	349	
14. Casey Weldon	1988-91	545	323	
15. Peter Tom Willis	1986-89	500	304	
16. Jimmy Jordan	1976-79	595	298	
17. Chip Ferguson	1985-88	496	281	
18. Wally Woodham	1975, 77-79	476	273	
19. Kelly Lowrey	1980-83	464	252	
	Steve Tensi	1962-64	472	252

Active Leader
Jordan Travis 2019-PR 225 130

SEASON TOUCHDOWNS

	Year	TDs	
1. Jameis Winston	2013	40	
2. Chris Weinke	2000	33	
3. Danny Kanell	1995	32	
4. Charlie Ward	1993	27	
5. Jameis Winston	2014	25	
	Chris Weinke	1999	25
	Thad Busby	1997	25
	Gary Huff	1972	25
	Bill Cappelman	1968	25
10. Chris Rix	2001	24	
11. EJ Manuel	2012	23	
	Chris Rix	2003	23
	Gary Huff	1971	23
14. Charlie Ward	1992	22	
	Casey Weldon	1991	22
16. Deondre Francois	2016	20	
	Christian Ponder	2010	20
	Peter Tom Willis	1989	20
19. James Blackman	2017	19	
	Chris Weinke	1998	19

CAREER TOUCHDOWNS

	Years	TDs	
1. Chris Weinke	1997-2000	79	
2. Jameis Winston	2013-14	65	
3. Chris Rix	2001-04	63	
4. Danny Kanell	1992-95	57	
5. Gary Huff	1970-72	52	
6. Charlie Ward	1989-93	49	
7. EJ Manuel	2009-12	47	
8. Thad Busby	1994-97	46	
9. Christian Ponder	2007-10	45	
10. James Blackman	2017-PR	43	
11. Casey Weldon	1988-91	41	
12. Jimmy Jordan	1976-79	39	
	Bill Cappelman	1967-69	39
14. Drew Weatherford	2004-07	37	
15. Deondre Francois	2016-18	36	
16. Chip Ferguson	1985-88	34	
17. Peter Tom Willis	1986-89	33	
18. Steve Tensi	1962-64	28	
19. Rick Stockstill	1977, 79-81	26	
20. Danny McManus	1984-87	25	

Active Leader
Jordan Travis 2019-PR 15

INDIVIDUAL GAME RECORDS

PASSING		
Most Touchdown Passes:	6	Peter Tom Willis vs. Memphis State, 1989
	6	Chris Weinke vs. Maryland, 1999
Passing Yards:	536	Chris Weinke vs. Duke, 2000
Completions:	41	Danny Kanell vs. Georgia Tech, 1995
Attempts:	67	Danny Kanell vs. Virginia, 1995
Completion Pct.	92.6	Jameis Winston at Pitt, 2013
RUSHING		
Most Rushing Yards:	322	Greg Allen vs. Western Carolina, 1981
Most Rushes:	36	Cam Akers vs. ULM, 2019
Rushing TDs:	4	Cam Akers vs. Syracuse, 2019
	4	Dalvin Cook at Syracuse, 2016
	4	Dalvin Cook vs. Clemson, 2016
	4	Antone Smith vs. Miami, 2008
	4	Greg Allen vs. Louisville, 1982
	4	Greg Allen vs. South Carolina, 1982
Most All-Purpose Yards:	417	Greg Allen vs. Western Carolina, 1981
RECEIVING		
Receptions:	16	Ron Sellers vs. South Carolina, 1968
Receiving Yards:	260	Ron Sellers vs. Wake Forest, 1968
Receiving TDs:	5	Ron Sellers vs. Wake Forest, 1968
DEFENSE		
Most Tackles:	29	Dale McCullers vs. Texas A&M, 1968
Most Sacks:	6	Dale McCullers vs. Memphis State, 1967
Most TFLs:	6	Dale McCullers vs. Memphis State, 1967
Interceptions:	4	Mario Edwards vs. Wake Forest, 1998





2021 FSU FOOTBALL

PROGRAM RECORDS - RUSHING/RECEIVING

SINGLE GAME RUSH YARDS

	Opponent	Year	Yards	
1.	Greg Allen	Western Carolina	1981	322
2.	Dalvin Cook	USF	2016	267
3.	Dalvin Cook	USF	2015	266
4.	Sammie Smith	East Carolina	1987	244
5.	Dalvin Cook	Syracuse	2016	225
6.	Greg Allen	Arizona State	1984	225
7.	Dalvin Cook	Miami	2015	222
8.	Sammie Smith	Tulane	1988	212
	Victor Floyd	South Carolina	1985	212
10.	Sammie Smith	Indiana (All-American)	1986	205
11.	Greg Allen	Louisiana State	1981	202
12.	Greg Allen	Louisiana State	1983	201
	Tony Smith	Oklahoma State (Gator)	1982	201
14.	Cam Akers	Syracuse	2017	199
15.	Chris Thompson	Wake Forest	2012	197
16.	Leon Washington	West Virginia ('05 Gator)	2004	195
17.	Dalvin Cook	Clemson	2015	194
18.	Cam Akers	ULM	2019	193
19.	Greg Jones	Miami	2002	189
	Sammie Smith	Miami	1987	189

SEASON RUSH YARDS

	Year	Att.	Yards	
1.	Dalvin Cook	2016	288	1765
2.	Dalvin Cook	2015	229	1691
3.	Warrick Dunn	1995	166	1242
4.	Sammie Smith	1987	172	1230
5.	Warrick Dunn	1996	189	1180
6.	Cam Akers	2019	231	1144
7.	Greg Allen	1983	200	1134
8.	Larry Key	1977	239	1117
9.	Warrick Dunn	1994	152	1026
10.	Cam Akers	2017	194	1024
11.	Devonta Freeman	2013	173	1016
12.	Mark Lyles	1979	225	1011
13.	Dalvin Cook	2014	170	1008
14.	Sam Platt	1980	224	983
15.	Amp Lee	1991	186	977
16.	Greg Allen	1984	133	971
17.	Leon Washington	2004	138	951
18.	Hodges Mitchell	1972	192	944
19.	Greg Jones	2002	161	938
20.	Travis Minor	2000	181	923

CAREER RUSH YARDS

	Years	Att.	Yards	
1.	Dalvin Cook	2014-16	687	4464
2.	Warrick Dunn	1993-96	575	3959
3.	Greg Allen	1981-84	624	3769
4.	Travis Minor	1997-2000	664	3218
5.	Larry Key	1974-77	625	2953
6.	Cam Akers	2017-19	586	2874
7.	Sammie Smith	1985-88	411	2539
8.	Greg Jones	2000-03	480	2535
9.	Lorenzo Booker	2003-06	477	2389
10.	Devonta Freeman	2011-13	404	2255
	Antone Smith	2005-08	493	2255
12.	Mark Lyles	1976-79	515	2218
13.	Sean Jackson	1990-93	347	2133
14.	Amp Lee	1989-91	405	2092
15.	Jermaine Thomas	2008-11	379	2083
16.	Leon Washington	2001-05	369	2078
17.	Dexter Carter	1986-89	327	1788
18.	Jacques Patrick	2015-PR	356	1738
19.	Chris Thompson	2009-12	277	1735
20.	Tom Bailey	1968-70	381	1714

Active Leader
Jordan Travis 2019-PR 186 1131

SEASON RUSH TOUCHDOWNS

	Year	TDs	
1.	Greg Allen	1982	20
2.	Dalvin Cook	2016	19
	Dalvin Cook	2015	19
4.	Amp Lee	1990	16
5.	Antone Smith	2008	15
	Dayne Williams	1987	15
7.	Cam Akers	2019	14
	Devonta Freeman	2013	14
9.	Warrick Dunn	1995	13
	Greg Allen	1983	13
11.	Warrick Dunn	1996	12
	Pooh Bear Williams	1995	12
13.	Karlos Williams	2014	11
	Karlos Williams	2013	11
	James Wilder Jr.	2012	11
	Zack Crockett	1994	11
	Amp Lee	1991	11
18.	Jermaine Thomas	2009	9
	Travis Minor	1997	9
	Rock Preston	1994	9
	William Floyd	1992	9

CAREER RUSH TOUCHDOWNS

	Years	TDs	
1.	Dalvin Cook	2014-16	46
2.	Greg Allen	1981-84	44
3.	Warrick Dunn	1993-96	37
4.	Devonta Freeman	2011-13	30
	Amp Lee	1989-91	30
6.	Travis Minor	1997-2000	28
7.	Cam Akers	2017-19	27
8.	Antone Smith	2005-08	26
9.	Dayne Williams	1986-88	24
10.	Greg Jones	2000-03	23
11.	Karlos Williams	2013-14	22
12.	James Wilder Jr.	2011-13	20
	Mark Lyles	1976-79	20
14.	Jermaine Thomas	2008-11	19
15.	Lonnie Pryor	2009-12	18
16.	Jacques Patrick	2015-PR	17
	Rock Preston	1994-96	17
	Pooh Bear Williams	1993, 95-96	17
	Dexter Carter	1986-89	17
20.	William McCray	1997-2001	16
	William Floyd	1991-93	16

Active Leader
Jordan Travis 2019-PR 14

SINGLE GAME RECEIPTIONS

	Opponent	Year	Rec.	
1.	Ron Sellers	South Carolina	1968	16
2.	Ron Sellers	Wake Forest	1968	14
	Ron Sellers	Houston	1968	14
	Ron Sellers	Penn State (Gator)	1967	14
5.	Travis Rudolph	Wake Forest	2016	13
	Rashad Greene	Virginia	2014	13
	Lawrence Dawsey	Miami	1990	13
	Kent Gaydos	Houston	1969	13
	Ron Sellers	Memphis State	1968	13
	Ron Sellers	Alabama	1967	13
	Ron Sellers	Virginia Tech	1966	13
	Fred Biletnikoff	Oklahoma ('65 Gator)	1964	13

SEASON RECEIPTIONS

	Year	Rec.	
1.	Rashad Greene	2014	99
2.	Ron Sellers	1968	86
3.	Rashad Greene	2013	76
4.	Kez McCorvey	1993	74
5.	Peter Warrick	1999	71
	Andre Cooper	1995	71
7.	Ron Sellers	1967	70
8.	Barry Smith	1972	69
9.	Anquan Boldin	2002	65
	Lawrence Dawsey	1990	65
11.	Snoop Minnis	2000	63
12.	Preston Parker	2007	62
	Rhett Dawson	1971	62
14.	Rod Owens	2009	61
	Peter Warrick	1998	61
16.	Tamorrion Terry	2019	60
	Bert Reed	2009	60
	E.G. Green	1995	60
19.	Travis Rudolph	2015	59
	Kez McCorvey	1994	59

CAREER RECEIPTIONS

	Years	Rec.	
1.	Rashad Greene	2011-14	270
2.	Ron Sellers	1966-68	212
3.	Peter Warrick	1996-99	207
4.	Kez McCorvey	1991-94	189
5.	Bert Reed	2008-11	170
6.	E.G. Green	1994-97	166
7.	Travis Rudolph	2014-16	153
8.	Greg Carr	2005-08	148
9.	Chris Davis	2003-06	137
10.	Mike Shumann	1973-75, 77	134
11.	Jesus Wilson	2013-16	133
12.	De'Cody Fagg	2004-07	132
	Andre Cooper	1993-96	132
	Warrick Dunn	1993-96	132
15.	Lawrence Dawsey	1987-90	128
	Rhett Dawson	1969-71	128
17.	Nyqwan Murray	2015-PR	124
	Kenny Shaw	2010-13	124
19.	Craphonso Thorpe	2001-04	123
20.	Barry Smith	1970-72	119

Active Leader
Ontaria Wilson 2017-PR 67

SINGLE GAME RECEIVING YARDS

	Opponent	Year	Yards	
1.	Ron Sellers	Wake Forest	1968	260
2.	Ron Sellers	South Carolina	1968	259
3.	Peter Warrick	Clemson	1997	249
4.	Travis Rudolph	Wake Forest	2016	238
5.	Ron Sellers	Virginia Tech	1967	229
6.	Ron Sellers	Memphis State	1968	218
7.	Craphonso Thorpe	Notre Dame	2003	217
8.	Ron Sellers	Houston	1968	214
9.	Kelvin Benjamin	Florida	2013	212
10.	Kez McCorvey	Duke	1994	207
11.	Craphonso Thorpe	Colorado	2003	205
12.	Rashad Greene	Oklahoma State	2014	203
13.	Travis Rudolph	Houston (Peach)	2015	201
14.	Rod Owens	North Carolina	2009	199
15.	Javon Walker	Virginia Tech	2001	195
16.	Fred Biletnikoff	Oklahoma ('65 Gator)	1964	192
17.	Travis Rudolph	Syracuse	2015	191
18.	Peter Warrick	Miami	1998	190
19.	Snoop Minnis	Florida	2000	187
20.	E.G. Green	NC State	1997	184





2021 FSU FOOTBALL

PROGRAM RECORDS - RECEIVING/DEFENSE

SEASON RECEIVING YARDS

	Year	Yards
1. Ron Sellers	1968	1496
2. Rashad Greene	2014	1365
3. Snoop Minnis	2000	1340
4. Barry Smith	1972	1243
5. Peter Warrick	1998	1232
6. Ron Sellers	1967	1228
7. Tamorrion Terry	2019	1188
8. Rashad Greene	2013	1128
9. E.G. Green	1997	1059
10. Kelvin Benjamin	2013	1011
11. Anquan Boldin	2002	1011
12. E.G. Green	1995	1007
13. Andre Cooper	1995	1002
14. Lawrence Dawsey	1990	999
15. Craphonso Thorpe	2003	994
16. Fred Biletnikoff	1964	987
17. Kez McCorvey	1993	966
18. Rhett Dawson	1970	946
19. Javon Walker	2001	944
20. Peter Warrick	1999	934

CAREER RECEIVING YARDS

	Years	Yards
1. Rashad Greene	2011-14	3830
2. Ron Sellers	1966-68	3598
3. Peter Warrick	1996-99	3517
4. E.G. Green	1994-97	2920
5. Kez McCorvey	1991-94	2660
6. Greg Carr	2005-08	2574
7. Barry Smith	1970-72	2392
8. Travis Rudolph	2014-16	2311
9. Mike Shumann	1973-75, 77	2306
10. Tamorrion Terry	2017-PR	2221
11. Craphonso Thorpe	2001-04	2153
12. Lawrence Dawsey	1987-90	2129
13. Jessie Hester	1981-84	2100
14. Snoop Minnis	1997-2000	2098
15. Bert Reed	2008-11	2022
16. Kenny Shaw	2010-13	1919
17. Rhett Dawson	1969-71	1915
18. Chris Davis	2003-06	1842
19. Nyqwan Murray	2015-PR	1819
20. Andre Cooper	1993-96	1810

Active Leader
Ontaria Wilson 2017-PR 850

SEASON RECEIVING TOUCHDOWNS

	Year	TDs
1. Andre Cooper	1995	15
2. Kelvin Benjamin	2013	15
3. Anquan Boldin	2002	13
4. Barry Smith	1972	13
5. Greg Carr	2006	12
6. Peter Warrick	1998	12
7. Ron Sellers	1968	12
8. Craphonso Thorpe	2003	11
9. Talman Gardner	2001	11
10. Snoop Minnis	2000	11
11. E.G. Green	1997	11
12. Fred Biletnikoff	1964	11
13. Auden Tate	2017	10
14. Atrewns Bell	2000	10
15. E.G. Green	1995	10
16. Tamorrion Terry	2019	9
17. Rashad Greene	2013	9
18. Greg Carr	2005	9
19. Lawrence Dawsey	1988	9
20. Jessie Hester	1984	9

CAREER RECEIVING TOUCHDOWNS

	Year	TDs
1. Peter Warrick	1996-99	31
2. Rashad Greene	2011-14	29
3. Greg Carr	2005-08	29
4. E.G. Green	1994-97	29
5. Barry Smith	1970-72	25
6. Andre Cooper	1993-96	24
7. Ron Sellers	1966-68	23
8. Anquan Boldin	1999-2002	21
9. Jessie Hester	1981-84	21
10. Lawrence Dawsey	1987-90	20
11. Talman Gardner	1999-2002	19
12. Kelvin Benjamin	2012-13	19
13. Tamorrion Terry	2017-PR	18
14. Travis Rudolph	2014-16	18
15. Craphonso Thorpe	2001-04	18
16. Snoop Minnis	1999-2000	17
17. Terry Anthony	1986-89	17
18. Hassan Jones	1982-85	17
19. Nick O'Leary	2011-14	17
20. Auden Tate	2015-17	16
21. Kez McCorvey	1991-94	16
22. Mike Shumann	1973-75, 77	16
23. Fred Biletnikoff	1962-64	16

Active Leader
Keyshawn Helton 2018-PR 7

SEASON TACKLES

	Year	Solo	Ast	Total
1. Aaron Carter	1977	82	99	181
2. Dale McCullers	1967	108	72	180
3. Reggie Herring	1980	92	78	170
4. Dale McCullers	1968	102	61	163
5. Henry Taylor	1984	80	79	159
6. Jimmy Heggins	1977	67	90	157
7. Paul McGowan	1987	97	53	150
8. Tommy Young	1982	77	72	149
9. Ken Roe	1983	82	64	146
10. Aaron Carter	1975	68	77	145
11. Ken Roe	1982	74	71	145
12. Kirk Carruthers	1989	77	68	145
13. Reggie Herring	1979	70	74	144
14. Reggie Herring	1978	70	67	137
15. Paul McGowan	1985	80	56	136
16. Bill Lohse	1970	81	54	135
17. Aaron Carter	1976	76	59	135
18. Marvin Jones	1990	73	60	133
19. Robert McEachern	1970	64	68	132
20. Ron Hester	1981	75	57	132

CAREER TACKLES

	Years	Total
1. Aaron Carter	1974-77	512
2. Reggie Herring	1977-80	452
3. Paul McGowan	1984-87	446
4. Kirk Carruthers	1988-91	435
5. Ron Simmons	1977-80	383
6. Ken Roe	1980-83	379
7. Marvin Jones	1990-92	369
8. Daryl Bush	1994-97	361
9. Kendrick Pope	2000-03	352
10. Henry Taylor	1981-84	344
11. Dale McCullers	1966-68	343
12. Michael Boulware	2000-03	340
13. Paul Piurowski	1977-80	340
14. Bradley Jennings	1998-2001	339
15. Sam Cowart	1993-97	338
16. Fred Jones	1983-86	326
17. Nigel Bradham	2008-11	306
18. Scott Warren	1976-79	300
19. Tommy Polley	1996-2000	289
20. Jimmy Heggins	1974-77	288

Active Leader
Amari Gainer 2018-PR 175

SEASON SACKS

	Year	Sacks
1. Peter Boulware	1996	19.0
2. DeMarcus Walker	2016	16.0
3. Andre Wadsworth	1997	16.0
4. Brandon Jenkins	2010	13.5
5. Everette Brown	2008	13.5
6. Reinard Wilson	1996	13.5
7. Bjoern Werner	2012	13.0
8. Alonzo Jackson	2002	13.0
9. Jamal Reynolds	2000	12.0
10. Ron Simmons	1977	12.0

CAREER SACKS

	Years	Sacks
1. Reinard Wilson	1993-96	35.5
2. Peter Boulware	1994-96	34.0
3. DeMarcus Walker	2013-16	28.5
4. Ron Simmons	1977-80	25.0
5. Brian Burns	2016-18	24.0
6. Bjoern Werner	2010-12	23.5
7. Jamal Reynolds	1997-2000	23.5
8. Everette Brown	2006-08	23.0
9. Alonzo Jackson	1999-2002	23.0
10. Andre Wadsworth	1994-97	23.0

Active Leader
Jermaine Johnson 2021-PR 7.0

SEASON TACKLES-FOR-LOSS

	Year	TFLs
1. Brodrick Bunkley	2005	25.0
2. Darnell Dockett	2001	22.0
3. DeMarcus Walker	2016	21.5
4. Brandon Jenkins	2010	21.5
5. Everette Brown	2008	21.5
6. Corey Simon	1999	21.0
7. Darnell Dockett	2000	19.0
8. David Warren	2000	19.0
9. Andre Wadsworth	1997	19.0
10. Alonzo Jackson	2002	18.5

CAREER TACKLES-FOR-LOSS

	Years	TFLs
1. Darnell Dockett	2000-03	65.0
2. Everette Brown	2006-08	46.5
3. DeMarcus Walker	2013-16	45.0
4. Corey Simon	1996-99	44.0
5. Ron Simmons	1977-80	44.0
6. Travis Johnson	2001-04	42.5
7. Kevin Emanuel	2000-03	41.0
8. Brian Burns	2016-PR	39.5
9. Brandon Jenkins	2009-12	37.5
10. Brodrick Bunkley	2002-05	37.0

Active Leader
Amari Gainer 2018-PR 15.0

CAREER INTERCEPTIONS

	Years	Ints
1. Terrell Buckley	1989-91	21
2. Monk Bonasorte	1977-80	15
3. Deion Sanders	1985-88	14
4. Lee Corso	1953-56	14
5. Corey Sawyer	1991-93	13
6. Tay Cody	1997-2000	12
7. Samari Rolle	1994-97	12
8. Brian McCrary	1981-84	12
9. Keith Jones	1978-80	12
10. Curt Campbell	1950-52	12

Active Leader
Travis Jay 2019-PR 3





2021 FSU FOOTBALL

START CHART

	ND	JSU	WF	LOU	SU	UNC	UMASS	CU	NCS	UM	BC	UF
QB	Travis	Milton	Milton	Milton	Travis	Travis	Travis					
RB	Corbin	Corbin	Corbin	Corbin	Corbin	Corbin	Corbin					
WR	Helton	Toafili (RB)	Toafili (RB)	J. Wilson (TE)	Helton	J. Wilson (TE)	J. Wilson (TE)					
WR	Parchment	Parchment	O. Wilson	O. Wilson	O. Wilson	O. Wilson	O. Wilson					
WR	O. Wilson	McClain	McClain	McClain	McClain	McClain	McClain					
TE	McDonald	McDonald	McDonald	McDonald	McDonald	McDonald	McDonald					
LT	R. Scott	R. Scott	B. Scott	Washington	Washington	Washington	Washington					
LG	Gibbons	Gibbons	Gibbons	Gibbons	Gibbons	Gibbons	Gibbons					
C	Smith	Johnson	Johnson	Johnson	Johnson	Smith	Smith					
RG	Love-Taylor	Love-Taylor	Love-Taylor	Love-Taylor	Love-Taylor	Love-Taylor	Johnson					
RT	Washington	Washington	Washington	R. Scott	R. Scott	R. Scott	R. Scott					
DE	Johnson II	Johnson II	Johnson II	Johnson II	Johnson II	Johnson II	Johnson II					
DT	Lovett	Lovett	Lovett	Cooper	Cooper	Cooper	Lovett					
DT	Cooper	Cooper	Briggs	Briggs	Jackson	Ray	Ray					
FOX	Thomas	Thomas	Thomas	Thomas	Thomas	Thomas	Thomas					
LB	DeLoach	DeLoach	Gainer	DeLoach	DeLoach	DeLoach	DeLoach					
LB	Lundy	Lundy	Lundy	Lundy	Lundy	Lundy	Lundy					
STUD	Brownlee	Robinson (NK)	Robinson (NK)	Robinson (NK)	Knowles II (NK)	Knowles II (NK)	Knowles II (NK)					
CB	Jay	Brownlee	Jones	Brownlee	Brownlee	Brownlee	Brownlee					
FS	Dent	Dent	Green	Green	Robinson	Robinson	Robinson					
BUCK	Gant	Williams	Williams	Gant	Williams	Williams	Dent					
CB	Dotson	Dotson	Dotson	Dotson	Jones	Jones	Jones					
PK	Fitzgerald	Fitzgerald	Fitzgerald	Fitzgerald	Fitzgerald	Fitzgerald	Fitzgerald					
LS	Murray	Murray	Murray	Murray	Murray	Rosenberry	Rosenberry					
DS	Rosenberry	Rosenberry	Rosenberry	Rosenberry	Rosenberry	Rosenberry	Rosenberry					
H	Mastromanno	Mastromanno	Mastromanno	Mastromanno	Mastromanno	Mastromanno	Mastromanno					
KO	Grothaus	Grothaus	Grothaus	Grothaus	Grothaus	Grothaus	Grothaus					
P	Mastromanno	Mastromanno	Mastromanno	Mastromanno	Mastromanno	Mastromanno	Mastromanno					

GAME CAPTAINS/COIN TOSS

Opponent	Game Captains	Coin Toss
Notre Dame	Jermaine Johnson II, Devontay Love-Taylor, Fabien Lovett, Wyatt Rector	ND wins and receives
Jacksonville St.	Jermaine Johnson II, Devontay Love-Taylor, Fabien Lovett, Wyatt Rector	JSU wins and defers
Wake Forest	Jermaine Johnson II, Devontay Love-Taylor, Fabien Lovett, Wyatt Rector	FSU wins and defers
Louisville	Jermaine Johnson II, Devontay Love-Taylor, Wyatt Rector, Keir Thomas	FSU wins and defers
Syracuse	Jermaine Johnson II, Devontay Love-Taylor, Wyatt Rector, Keir Thomas	FSU wins and defers
North Carolina	Jermaine Johnson II, Devontay Love-Taylor, Wyatt Rector, Keir Thomas	FSU wins and defers
UMass	Jermaine Johnson II, Devontay Love-Taylor, Fabien Lovett, Keir Thomas	UMass wins and defers

TOUCHDOWN BREAKDOWN

Total Touchdowns in 2021	29	TDs by Yardage
Offensive	28	0-9 Yards 12
Rushing	15	10-19 Yards 6
Passing	13	20-39 Yards 5
Defensive	1	40-49 Yards -
Interception	1	50-99 Yards 6
Fumble	-	
Special Teams	-	
Punt Return	-	TD Drives by Plays
Kickoff Return	-	0-3 Plays 6
		4-6 Plays 11
		7-9 Plays 9
		10+ Plays 3

Longest Touchdown vs. Notre Dame
Jashaun Corbin 89-yard run

PLAYS: Longest vs. Notre Dame
15 plays, 75 yards in 5:55 - Andrew Parchment 8-yard rec from Jordan Travis

PLAYS: Shortest at Wake Forest
1 play, 65 yards in 0:09 - Ontaria Wilson 65-yard rec from Jordan Travis

vs. UMass
1 play, 25 yards in 0:11 - Lawrance Toafili 10-yard run

YARDS: Longest vs. UMass
94 yards, 6 plays in 2:26 - Jashaun Corbin 29-yard run

YARDS: Shortest vs. UMass
25 yards, 1 play in 0:11 - Lawrance Toafili 10-yard run

TIME: Longest at North Carolina
7:20, 12 plays, 59 yards - Malik McClain 5-yard rec from Jordan Travis

TIME: Shortest at Wake Forest
0:09, 1 play, 65 yards - Ontaria Wilson 65-yard rec from Jordan Travis

TD Drives by Distance

0-19 Yards	-
20-39 Yards	1
40-59 Yards	6
60-79 Yards	13
80-99 Yards	8

TD Drives by Time

:00-:59	5
1:00-1:59	9
2:00-3:59	9
4:00+	5





2021 FSU FOOTBALL

SCORING DRIVES

FLORIDA STATE

Opp.	Plays	Yards	TOP	Result	Qtr.	Time	How Scored	QB
ND	2	89	0:20	TD	1	5:06	Corbin 89-yard run	Travis
ND	4	45	1:39	TD	2	10:05	Travis 2-yard run	Travis
ND	3	63	1:07	TD	3	13:36	Douglas 60-yard rec	Travis
ND	15	75	5:55	TD	4	13:42	Parchment 8-yard rec	Travis
ND	12	88	4:43	TD	4	5:36	Ward 2-yard run	Milton
ND	10	46	3:35	FG	4	0:40	Fitzgerald 43-yard FG	Milton
JSU	5	53	1:30	TD	2	5:01	Corbin 12-yard run	Milton
JSU	6	45	1:29	TD	2	0:09	Rector 2-yard rec	Milton
JSU	10	35	3:12	FG	3	4:20	Fitzgerald 53-yard FG	Milton
WF	7	75	2:41	TD	1	0:55	Ward 8-yard rec	Travis
WF	1	65	0:09	TD	2	3:16	O. Wilson 65-yard rec	Travis
UL	7	75	2:44	TD	2	13:30	Ward 20-yard run	Milton
UL	5	75	0:41	TD	2	1:08	Parchment 23-yard rec	Milton
UL	2	75	0:11	TD	3	14:49	Corbin 75-yard run	Milton
UL	5	33	1:29	FG	4	8:40	Fitzgerald 45-yard FG	Milton
SU	17	48	7:10	FG	1	6:12	Fitzgerald 35-yard FG	Travis
SU	5	50	1:53	TD	2	7:40	McDonald 14-yard rec	Travis
SU	6	75	1:57	TD	2	0:36	Helton 14-yard rec	Travis
SU	8	44	2:55	TD	3	8:48	Parchment 3-yard run	Travis
SU	5	80	1:40	TD	4	13:24	Corbin 2-yard run	Travis
SU	7	63	1:03	FG	4	0:00	Fitzgerald 34-yard FG	Travis
NC	12	59	7:20	TD	2	10:29	McClain 5-yard rec	Travis
NC	3	65	1:07	TD	2	8:36	Travis 53-yard run	Travis
NC	8	80	3:59	TD	2	0:53	O. Wilson 32-yard rec	Travis
NC	5	75	1:59	TD	3	7:43	Travis 1-yard run	Travis
NC	9	83	4:53	TD	3	1:02	O. Wilson 6-yard rec	Travis
UMASS	6	75	2:16	TD	1	11:35	Travis 3-yard run	Travis
UMASS	8	75	4:12	FG	1	4:45	Fitzgerald 36-yard FG	Travis
UMASS	6	94	2:26	TD	2	13:31	Corbin 29-yard run	Travis
UMASS	7	80	3:48	TD	2	6:00	Ward 17-yard run	Travis
UMASS	8	76	2:33	TD	2	1:13	D.J. Williams 23-yard run	Travis
UMASS	-	-	-	TD	2	0:25	Brownlee Jr. 70-yard INT	-
UMASS	6	69	3:05	TD	3	5:02	McDonald 12-yard rec	Purdy
UMASS	1	25	0:11	TD	3	4:44	Toafili 10-yard run	Purdy
UMASS	8	86	4:55	TD	4	12:53	Young 5-yard rec	Purdy

OPPONENTS

Opp.	Plays	Yards	TOP	Result	Qtr.	Time	How Scored	QB
ND	5	75	2:09	TD	1	12:46	Mayer 41-yard rec	Coan
ND	10	46	5:03	FG	2	5:02	Doerer 48-yard FG	Coan
ND	5	48	1:24	TD	2	2:21	Wilkins 23-yard rec	Coan
ND	4	75	1:44	TD	3	11:52	Austin 37-yard rec	Coan
ND	7	69	4:17	TD	3	7:05	Williams 6-yard rec	Coan
ND	3	32	0:58	TD	3	4:37	Tyree 1-yard run	Coan
ND	4	2	-	FG	OT	-	Doerer 41-yard FG	Coan
JSU	15	79	6:49	TD	2	11:08	Samuel 2-yard run	Cooper
JSU	11	97	5:04	TD	4	4:45	Edwards 23-yard rec	Cooper
JSU	10	83	1:32	TD	4	0:00	Philyaw-Johnson 59-yard rec	Cooper
WF	3	63	0:46	TD	1	12:40	Perry 49-yard rec	Hartman
WF	8	65	3:14	TD	1	3:36	Beal-Smith 7-yard run	Hartman
WF	12	75	5:03	TD	2	10:52	Stewart 11-yard rec	Hartman
WF	6	14	2:25	FG	2	3:25	Sciba 42-yard FG	Hartman
WF	10	71	2:52	FG	2	0:24	Sciba 22-yard FG	Hartman
WF	14	90	4:56	TD	3	7:05	Ellison 1-yard run	Hartman
UL	4	70	1:16	TD	1	13:37	Harrell 59-yard rec	Cunningham
UL	10	29	4:24	FG	1	7:27	Turner 44-yard FG	Cunningham
UL	10	51	3:35	TD	1	1:14	Cunningham 4-yard run	Cunningham
UL	15	82	6:38	TD	2	6:47	Cunningham 1-yard run	Cunningham
UL	10	66	3:26	TD	2	1:49	Watkins 21-yard rec	Cunningham
SU	3	67	1:13	TD	2	6:21	Shrader 55-yard run	Shrader
SU	5	60	1:38	TD	2	2:33	Shrader 5-yard run	Shrader
SU	4	49	1:30	TD	3	0:09	Shrader 1-yard run	Shrader
SU	6	61	2:40	TD	4	10:35	Queeley 26-yard rec	Shrader
SU	7	35	3:11	FG	4	5:17	Szmyt 24-yard FG	Shrader
NC	10	41	4:33	FG	1	10:27	Atkins 51-yard FG	Howell
NC	12	70	6:34	TD	1	2:55	Downs 33-yard rec	Howell
NC	6	70	3:13	TD	3	9:42	Morales 21-yard rec	Howell
NC	11	58	5:25	TD	4	2:47	Chandler 2-yard run	Howell
UMASS	4	-2	0:59	FG	1	13:53	Carson 45-yard FG	Olson





**2021-22 Florida St. Football
Game Results
All games**

Team Results

	Date	Opponent		Score	Overall	Conf	Time	Attend
	09/05/2021	Notre Dame	Lot1	38-41	0-1	0-0	3:49	68316
	09/11/2021	Jacksonville St.	L	17-20	0-2	0-0	3:42	60198
*	09/18/2021	at Wake Forest	L	14-35	0-3	0-1	3:22	29564
*	09/25/2021	Louisville	L	23-31	0-4	0-2	3:43	50964
*	10/02/2021	Syracuse	W	33-30	1-4	1-2	3:32	56609
*	10/09/2021	at North Carolina	W	35-25	2-4	2-2	3:18	44805
	10/23/2021	Massachusetts	W	59-3	3-4	2-2	3:06	51915



Team Statistics

	FSU	OPP
Scoring	219	185
Points per game	31.3	26.4
Points Off Turnovers	28	34
First Downs	149	145
Rushing	73	55
Passing	59	74
Penalty	17	16
Rushing Yardage	1612	1109
Yards gained rushing	1782	1240
Yards lost rushing	170	131
Rushing attempts	273	278
Average per rush	5.9	4.0
Average per game	230.3	158.4
TDs Rushing	15	10
Passing Yardage	1282	1613
Comp-Att-Int	115-181-9	135-232-6
Average per pass	7.1	7.0
Average per catch	11.1	11.9
Average per game	183.1	230.4
TDs Passing	13	13
Total offense	2894	2722
Total plays	454	510
Average per play	6.4	5.3
Average per game	413.4	388.9
Kick returns: #-Yards	13-265	13-357
Punt returns: #-Yards	10-44	8-71
Int returns: #-Yards	6-75	9-29
Kick return average	20.4	27.5
Punt return average	4.4	8.9
Int return average	12.5	3.2
Fumbles-Lost	9-4	9-3
Penalties-Yards	42-384	56-503
Average per game	54.9	71.9
Punts-Yards	28-1230	38-1586
Average per punt	43.9	41.7
Net punt average	41.4	40.1
Kickoffs-Yards	41-2624	36-2225
Average per kick	64.0	61.8
Net kick average	38.6	38.9
Time of possession / game	27:43	32:12
3rd-down conversion	37/86	43/109
3rd-down pct	43%	39%
4rd-down conversion	3/12	3/12



**2021-22 Florida St. Football
Overall Team Statistics
All games**

	FSU	OPP
4rd-down pct	25%	25%
Sacks by-Yards	19-77	18-108
Misc Yards	0	0
Touchdowns scored	29	23
Field goals - attempts	6-8	8-8
On-Side kicks	0-0	0-0
Red-zone scores	(22-26) 85%	(13-19) 68%
Red-zone touchdowns	(19-26) 73%	(11-19) 58%
PAT-attempts	(26-29) 90%	(21-22) 95%
Attendance	288002	74369
Games / Avg per game	5/57600	2/37185
Neutral site games	-	0/0

Score by Periods

Team	1st	2nd	3rd	4th	OT	TOT
Florida St.	27	103	51	38	0	219
Opponents	51	57	43	31	3	185



2021-22 Florida St. Football
Individual Statistics
All games

Rushing

Player	gp	att	gain	loss	net	avg	td	lg	avg/g
Jashaun Corbin	7	86	697	14	683	7.9	5	89	97.6
Jordan Travis	6	66	414	70	344	5.2	4	53	57.3
Treshaun Ward	7	57	431	12	419	7.4	3	65	59.9
Lawrance Toaffli	6	23	130	6	124	5.4	1	38	20.7
McKenzie Milton	4	20	42	42	0	0.0	0	12	0.0
D.J. Williams	3	8	49	2	47	5.9	1	23	15.7
Ja'Khi Douglas	7	6	8	0	8	1.3	0	3	1.1
Chubba Purdy	1	1	5	0	5	5.0	0	5	5.0
Team	7	6	0	24	-24	-4.0	0	0	-3.4
Total	7	273	1782	170	1612	5.9	15	89	230.3
Opponents	7	278	1240	131	1109	4.0	10	55	158.4

Passing

Player	gp	effic	comp-att-int	pct	yds	td	lg	avg/g
McKenzie Milton	4	110.4	58-93-4	62.4	548	2	23	137.0
Jordan Travis	6	150.8	52-83-5	62.7	636	9	65	106.0
Chubba Purdy	1	396.6	5-5-0	100.0	98	2	38	98.0
Total	7	136.8	115-181-9	63.5	1282	13	65	183.1
Opponents	7	129.9	135-232-6	58.2	1613	13	59	230.4

Receiving

Player	gp	no.	yds	avg	td	lg	avg/g
Camren McDonald	7	18	173	9.6	2	26	24.7
Jashaun Corbin	7	15	64	4.3	0	21	9.1
Treshaun Ward	7	13	99	7.6	1	19	14.1
Andrew Parchment	7	12	192	16.0	2	38	27.4
Ontaria Wilson	6	12	206	17.2	3	65	34.3
Keyshawn Helton	7	11	182	16.5	1	44	26.0
Malik McClain	7	9	124	13.8	1	51	17.7
Darion Williamson	7	7	75	10.7	0	17	10.7
Lawrance Toaffli	6	6	37	6.2	0	20	6.2
Jordan Wilson	7	4	26	6.5	0	10	3.7
Ja'Khi Douglas	7	4	81	20.3	1	60	11.6
Wyatt Rector	7	2	13	6.5	1	11	1.9
Jordan Young	7	1	5	5.0	1	5	0.7
Kentron Poitier	7	1	5	5.0	0	5	0.7
Total	7	115	1282	11.1	13	65	183.1
Opponents	7	135	1613	11.9	13	59	230.4

Punt Returns

Player	no.	yds	avg	td	lg
Keyshawn Helton	6	29	4.8	0	31
Ontaria Wilson	4	15	3.8	0	12
Total	10	44	4.4	0	31
Opponents	8	71	8.9	0	18

Interceptions

Player	no.	yds	avg	td	lg
Travis Jay	2	5	2.5	0	5
Jammie Robinson	1	0	0.0	0	0
Jarvis Brownlee	1	70	70.0	1	70
Jarrian Jones	1	0	0.0	0	0
Sidney Williams	1	0	0.0	0	0
Total	6	75	12.5	1	70
Opponents	9	29	3.2	0	14

Kick Returns

Player	no.	yds	avg	td	lg
Ja'Khi Douglas	6	96	16.0	0	24
Travis Jay	4	104	26.0	0	41
Corey Wren	3	65	21.7	0	33
Total	13	265	20.4	0	41
Opponents	13	357	27.5	0	52

Fumble Returns

Player	no.	yds	avg	td	lg
Total	0	27	0.0	0	27
Opponents	0	0	0.0	0	0



**2021-22 Florida St. Football
Individual Statistics
All games**

Scoring

Player	td	fg	PAT				dxdp	saf	pts
			kick	rush	rcv	pass			
Ryan Fitzgerald	-	6-8	25-27	-	-	-	-	-	43
Jashaun Corbin	5	-	-	-	-	-	-	-	30
Treshaun Ward	4	-	-	-	-	-	-	-	24
Jordan Travis	4	-	-	-	-	1	-	-	24
Andrew Parchment	3	-	-	-	-	-	-	-	18
Ontaria Wilson	3	-	-	-	-	-	-	-	18
Camren McDonald	2	-	-	-	-	-	-	-	12
Keyshawn Helton	1	-	-	-	1	-	-	-	8
D.J. Williams	1	-	-	-	-	-	-	-	6
Jarvis Brownlee	1	-	-	-	-	-	-	-	6
Wyatt Rector	1	-	-	-	-	-	-	-	6
Jordan Young	1	-	-	-	-	-	-	-	6
Ja'Khi Douglas	1	-	-	-	-	-	-	-	6
Lawrance Toafili	1	-	-	-	-	-	-	-	6
Malik McClain	1	-	-	-	-	-	-	-	6
Total	29	6-8	25-28	0	1	1	0	0	219
Opponents	23	8-8	19-20	1	1	1	0	0	185

Total Offense

Player	g	plays	rush	pass	total	avg/g
Jordan Travis	6	149	344	636	980	163.3
Jashaun Corbin	7	86	683	0	683	97.6
McKenzie Milton	4	113	0	548	548	137.0
Treshaun Ward	7	57	419	0	419	59.9
Lawrance Toafili	6	23	124	0	124	20.7
Chubba Purdy	1	6	5	98	103	103.0
D.J. Williams	3	8	47	0	47	15.7
Ja'Khi Douglas	7	6	8	0	8	1.1
Andrew Parchment	7	0	3	0	3	0.4
Camren McDonald	7	0	3	0	3	0.4
Team	7	0	-24	0	-24	-3.4
Total	7	454	1612	1282	2894	413.4
Opponents	7	510	1109	1613	2722	388.9

Punting

Player	no.	yds	avg	lg	tb	fc	i20	50+	blk
Alex Mastromanno	28	1230	43.9	65	0	16	4	3	0
Total	28	1230	43.9	65	0	16	4	3	0
Opponents	38	1586	41.7	73	1	15	15	7	0

Field Goals

Player	fg	pct.	01-19	20-29	30-39	40-49	50-99	lg	blk
Ryan Fitzgerald	6-8	75.0	0-0	0-0	3-4	2-3	1-1	53	0
Opponents	8-8	100.0	0-0	2-2	0-0	5-5	1-1	51	0

Kickoffs

Player	no.	yds	avg	tb	ob	retn	net	ydl
Parker Grothaus	41	2624	64.0	20	0			
Total	41	2624	64.0	20	0	13	38.6	26
Opponents	36	2225	61.8	15	3	16	38.9	26

FG Sequence

Team Name	Florida St.	Opponents
Notre Dame	(43),37	(48),(41)
Jacksonville St.	(53)	
Syracuse	(35),(34)	(24)
Louisville	47,(45)	(44)
Massachusetts	(36)	(45)
Wake Forest		(42),(22)
North Carolina		(51)

Numbers in (parentheses) indicate field goal was made



**2021-22 Florida St. Football
Individual Statistics
All games**

All Purpose

Player	g	rush	rcv	pr	kr	ir	total	avg/g
Jashaun Corbin	7	683	64	0	0	0	747	106.7
Treshaun Ward	7	419	99	0	0	0	518	74.0
Jordan Travis	6	344	0	0	0	0	344	57.3
Ontaria Wilson	6	0	206	15	0	0	221	36.8
Keyshawn Helton	7	0	182	29	0	0	211	30.1
Andrew Parchment	7	3	192	0	0	0	195	27.9
Ja'Khi Douglas	7	8	81	0	96	0	185	26.4
Camren McDonald	7	3	173	0	0	0	176	25.1
Lawrance Toafili	6	124	37	0	0	0	161	26.8
Malik McClain	7	0	124	0	0	0	124	17.7
Travis Jay	7	0	0	0	104	5	109	15.6
Darion Williamson	7	0	75	0	0	0	75	10.7
Jarvis Brownlee	7	0	0	0	0	70	70	10.0
Corey Wren	5	0	0	0	65	0	65	13.0
D.J. Williams	3	47	0	0	0	0	47	15.7
Jordan Wilson	7	0	26	0	0	0	26	3.7
Wyatt Rector	7	0	13	0	0	0	13	1.9
Jordan Young	7	0	5	0	0	0	5	0.7
Kentron Poitier	7	0	5	0	0	0	5	0.7
Chubba Purdy	1	5	0	0	0	0	5	5.0
Team	7	-24	0	0	0	0	-24	-3.4
Total	7	1612	1282	44	265	75	3278	468.3
Opponents	7	1109	1613	71	357	29	3179	454.1



**2021-22 Florida St. Football
Overall Defense Statistics
All games**

Team Defense

#	Player	gp	Tackles				tfl/yds	Sacks	Pass defense			Fumbles		blkd	
			ua	a	tot	no-yds		int-yds	brup	qbh	fr-yds	ff	kick	saf	
10	Jammie Robinson	7	25	23	48	4-6	.	1-0	3	.	.	1	.	.	
11	Jermaine Johnson	7	17	28	45	9-33	7-28	.	2	4	
33	Amari Gainer	7	14	27	41	3-7	1-3	.	.	2	.	1	.	.	
20	Kalen DeLoach	7	22	17	39	2.5-4	1-3	.	.	2	
46	DJ Lundy	7	11	24	35	3-8	1-5	.	.	1	1-0	.	.	.	
23	Sidney Williams	5	17	15	32	.	.	1-0	3	.	1-27	.	.	.	
91	Robert Cooper	7	8	15	23	1.5-5	0.5-1	.	.	1	
3	Jarvis Brownlee	6	14	6	20	1-2	.	1-70	2	
0	Fabien Lovett	5	4	14	18	2.5-8	1-6	.	.	2	
4	Keir Thomas	7	8	9	17	4.5-16	1-7	.	1	5	
18	Travis Jay	6	11	5	16	.	.	2-5	4	
27	Akeem Dent	5	11	4	15	0.5-5	0.5-5	.	1	
7	Jarrian Jones	5	12	2	14	.	.	1-0	2	
8	Renardo Green	4	4	9	13	.	.	.	1	
48	Jarrett Jackson	5	4	9	13	0.5-1	0.5-1	.	.	1	
5	Brendan Gant	4	7	6	13	0.5-1	.	.	1	
99	Malcolm Ray	5	4	8	12	1-1	
9	Meiko Dotson	3	8	4	12	1	.	.	
32	Stephen Dix, Jr.	6	5	7	12	.	.	.	1	
15	Jarques McClellion	3	6	4	10	.	.	.	1	
55	Derrick McLendon II	5	3	6	9	2.5-10	2.5-10	.	.	1	.	1	.	.	
6	Dennis Briggs Jr.	3	.	6	6	0.5-1	.	.	1	2	1-0	.	.	.	
53	Cortez Andrews	3	4	2	6	.	.	.	1	
37	Omarion Cooper	3	5	1	6	
26	Kevin Knowles II	5	4	1	5	.	.	.	2	
30	Quashon Fuller	2	1	3	4	1.5-6	1-5	
28	Decalon Brooks	3	1	3	4	
14	Marcus Cushnie	2	1	2	3	1.5-2	1.5-2	
87	Camren McDonald	2	3	.	3	
41	Joe Lang	3	1	2	3	
7	Andrew Parchment	2	3	.	3	
38	Shyheim Brown	2	1	2	3	
36	Caleb Blake	2	2	.	2	.	.	.	1	
22	Ja'Khi Douglas	2	2	.	2	
49	James Rosenberry	2	.	2	2	
90	Tru Thompson	1	.	1	1	0.5-1	0.5-1	
16	Corey Wren	1	.	1	1	
1	D.J. Williams	1	.	1	1	
19	Wyatt Rector	1	1	.	1	



**2021-22 Florida St. Football
Overall Defense Statistics
All games**

##	Player	gp	Tackles				Sacks	Pass defense			Fumbles		blkd	
			ua	a	tot	tfl/yds	no-yds	int-yds	brup	qbh	fr-yds	ff	kick	saf
	Totals	7	245	270	515	40-117	19-77	6-75	27	21	3-27	4	0	0
	Opponents	7	238	228	466	41-156	18-108	9-29	13	13	4-0	5	0	0



**2021-22 Florida St. Football
Team Game-by-Game
All games**

Date	Opponent	Rushing				Receiving				Passing				Kick Returns				Punt Returns				tot off		
		no.	yds	td	lg	no.	yds	td	lg	cmp	att	int	yds	td	lg	no.	yds	td	lg	no.	yds		td	lg
09/05/2021	Notre Dame	48	264	3	89	14	178	2	60	14	26	3	178	2	60	3	72	0	33	0	0	0	0	442
09/11/2021	Jacksonville St.	37	202	1	27	18	133	1	17	18	34	1	133	1	17	1	17	0	17	3	33	0	31	335
09/18/2021	at Wake Forest	29	91	0	22	16	226	2	65	16	22	3	226	2	65	0	0	0	0	1	-4	0	0	317
09/25/2021	Louisville	36	205	2	75	24	248	1	23	24	39	1	248	1	23	3	57	0	24	1	0	0	0	453
10/02/2021	Syracuse	37	247	2	65	22	131	2	14	22	32	1	131	2	14	3	39	0	16	4	15	0	12	378
10/09/2021	at North Carolina	41	238	2	53	11	145	3	44	11	13	0	145	3	44	2	54	0	41	0	0	0	0	383
10/23/2021	Massachusetts	45	365	5	39	10	221	2	51	10	15	0	221	2	51	1	26	0	26	1	0	0	0	586
Florida St.		273	1612	15	89	115	1282	13	65	115	181	9	1282	13	65	13	265	0	41	10	44	0	31	2894
Opponents		278	1109	10	55	135	1613	13	59	135	232	6	1613	13	59	13	357	0	52	8	71	0	18	2722

Florida St. Averages

Games	Avg/ rush	Avg/ catch	Pass effic	KR avg	PR avg	All purpose avg/game	Total offense avg/game
7	5.9	11.1	136.8	20.4	4.4	468.3	413.4

Date	Opponent	Tackles			Sacks no-yds	Fumble		Pass Defense			blkd kick	PAT attempts			off			
		ua	a	total		tfl-yds	ff	fr-yds	int-yds	qbh		brup	kick	kick	rush	rcv	saf	t/o
09/05/2021	Notre Dame	34	36	70	9.0-26	4-16	0	0-0	1-5	0	2	0	3-4	0	1	0	0	38
09/11/2021	Jacksonville St.	30	42	72	7.0-25	5-23	1	1-27	0-0	5	9	0	2-2	0	0	0	7	17
09/18/2021	at Wake Forest	50	44	94	8.0-20	3-12	1	1-0	1-0	5	2	0	2-2	0	0	0	14	
09/25/2021	Louisville	31	50	81	5.0-21	1-7	1	0-0	0-0	6	3	0	2-3	0	0	0	23	
10/02/2021	Syracuse	31	46	77	3.0-9	1-6	0	0-0	1-0	1	3	0	3-4	0	0	0	33	
10/09/2021	at North Carolina	39	22	61	4.0-6	1-3	0	0-0	1-0	2	5	0	5-5	0	0	0	35	
10/23/2021	Massachusetts	30	30	60	4.0-10	4-10	1	1-0	2-70	2	3	0	8-8	0	0	0	59	
Florida St.		245	270	515	40.0-117	19-77	4	3-27	6-75	21	27	0	25-28	0	1	0	28	219
Opponents		238	228	466	41.0-156	18-108	5	4-0	9-29	13	13	0	19-20	1	1	0	34	185

Date	Opponent	Punting							Field Goals			Kickoffs						
		no.	yds	avg	long	blkd	tb	fc	50+	i20	md-att	long	blkd	no.	yds	avg	tb	ob
09/05/2021	Notre Dame	4	171	42.8	53	0	0	3	1	1	1-2	43	0	7	444	63.4	3	0
09/11/2021	Jacksonville St.	6	271	45.2	65	0	0	5	1	2	1-1	53	0	4	260	65.0	1	0
09/18/2021	at Wake Forest	4	160	40.0	44	0	0	1	0	1	0-0	0	0	3	191	63.7	1	0
09/25/2021	Louisville	4	182	45.5	53	0	0	3	1	0	1-2	45	0	5	320	64.0	2	0
10/02/2021	Syracuse	6	268	44.7	49	0	0	2	0	0	2-2	35	0	6	377	62.8	2	0
10/09/2021	at North Carolina	3	131	43.7	48	0	0	1	0	0	0-0	0	0	6	390	65.0	6	0
10/23/2021	Massachusetts	1	47	47.0	47	0	0	1	0	0	1-1	36	0	10	642	64.2	5	0
Florida St.		28	1230	43.9	65	0	0	16	3	4	6-8	53	0	41	2624	64.0	20	0
Opponents		38	1586	41.7	73	0	1	15	7	15	8-8	51	0	36	2225	61.8	15	3



**2021-22 Florida St. Football
Opponents Game-by-Game
All games**

Date	Opponent	Rushing				Receiving				Passing				Kick Returns				Punt Returns				tot off		
		no.	yds	td	lg	no.	yds	td	lg	cmp	att	int	yds	td	lg	no.	yds	td	lg	no.	yds		td	lg
09/05/2021	Notre Dame	35	65	1	12	26	366	4	55	26	35	1	366	4	55	0	0	0	0	1	4	0	4	431
09/11/2021	Jacksonville St.	39	108	1	14	17	242	2	59	17	38	0	242	2	59	1	25	0	25	0	0	0	0	350
09/18/2021	at Wake Forest	58	225	2	24	22	259	2	49	22	31	1	259	2	49	0	0	0	0	2	20	0	17	484
09/25/2021	Louisville	42	131	2	15	25	264	2	59	25	40	0	264	2	59	3	74	0	28	1	10	0	10	395
10/02/2021	Syracuse	40	239	3	55	13	150	1	26	13	23	1	150	1	26	4	119	0	39	2	15	0	8	389
10/09/2021	at North Carolina	36	229	1	31	17	203	2	33	17	32	1	203	2	33	0	0	0	0	2	22	0	18	432
10/23/2021	Massachusetts	28	112	0	18	15	129	0	33	15	33	2	129	0	33	5	139	0	52	0	0	0	0	241
Opponents		278	1109	10	55	135	1613	13	59	135	232	6	1613	13	59	13	357	0	52	8	71	0	18	2722
Florida St.		273	1612	15	89	115	1282	13	65	115	181	9	1282	13	65	13	265	0	41	10	44	0	31	2894

Opponents Averages

Games	Avg/ rush	Avg/ catch	Pass effic	KR avg	PR avg	All purpose avg/game	Total offense avg/game
7	4.0	11.9	129.9	27.5	8.9	454.1	388.9

Date	Opponent	Tackles			Sacks	Fumble	Pass Defense			blkd	PAT attempts			off				
		ua	a	total	tfl-yds	no-yds	ff	fr-yds	int-yds	qbh	brup	kick	kick	rush	rcv	saf	t/o	pts
09/05/2021	Notre Dame	36	40	76	8.0-43	5-34	0	0-0	3-4	8	1	0	5-5	0	0	0	21	41
09/11/2021	Jacksonville St.	36	34	70	6.0-10	0-0	0	0-0	1-11	1	3	0	2-2	0	0	0	0	20
09/18/2021	at Wake Forest	32	24	56	9.0-33	4-22	3	3-0	3-14	0	2	0	3-3	1	0	0	10	35
09/25/2021	Louisville	41	30	71	11.0-44	6-37	0	0-0	1-0	1	3	0	4-4	0	0	0	0	31
10/02/2021	Syracuse	35	40	75	4.0-18	2-11	0	0-0	1-0	2	2	0	3-4	0	0	0	3	30
10/09/2021	at North Carolina	32	26	58	2.0-4	0-0	0	0-0	0-0	0	1	0	2-2	0	1	0	0	25
10/23/2021	Massachusetts	26	34	60	1.0-4	1-4	2	1-0	0-0	1	1	0	0-0	0	0	0	0	3
Opponents		238	228	466	41.0-156	18-108	5	4-0	9-29	13	13	0	19-20	1	1	0	34	185
Florida St.		245	270	515	40.0-117	19-77	4	3-27	6-75	21	27	0	25-28	0	1	0	28	219

Date	Opponent	Punting							Field Goals			Kickoffs						
		no.	yds	avg	long	blkd	tb	fc	50+	i20	md-att	long	blkd	no.	yds	avg	tb	ob
09/05/2021	Notre Dame	6	236	39.3	50	0	0	5	1	3	2-2	48	0	7	450	64.3	4	0
09/11/2021	Jacksonville St.	8	336	42.0	51	0	0	2	1	3	0-0	0	0	3	192	64.0	2	0
09/18/2021	at Wake Forest	3	128	42.7	57	0	0	1	1	1	2-2	42	0	7	439	62.7	2	2
09/25/2021	Louisville	7	326	46.6	73	0	1	2	2	3	1-1	44	0	6	385	64.2	2	0
10/02/2021	Syracuse	6	199	33.2	44	0	0	1	0	0	1-1	24	0	6	365	60.8	2	1
10/09/2021	at North Carolina	2	81	40.5	42	0	0	2	0	1	1-1	51	0	5	264	52.8	2	0
10/23/2021	Massachusetts	6	280	46.7	57	0	0	2	2	4	1-1	45	0	2	130	65.0	1	0
Opponents		38	1586	41.7	73	0	1	15	7	15	8-8	51	0	36	2225	61.8	15	3
Florida St.		28	1230	43.9	65	0	0	16	3	4	6-8	53	0	41	2624	64.0	20	0



**2021-22 Florida St. Football
Team Game Highs
All games**

Florida St. - Game Highs

RUSHES	48	Notre Dame (09/05/2021)
YARDS RUSHING	365	Massachusetts (10/23/2021)
YARDS PER RUSH	8.1	Massachusetts (10/23/2021)
TD RUSHES	5	Massachusetts (10/23/2021)
PASS ATTEMPTS	39	Louisville (09/25/2021)
PASS COMPLETIONS	24	Louisville (09/25/2021)
YARDS PASSING	248	Louisville (09/25/2021)
YARDS PER PASS	14.7	Massachusetts (10/23/2021)
TD PASSES	3	at North Carolina (10/09/2021)
TOTAL PLAYS	75	Louisville (09/25/2021)
TOTAL OFFENSE	586	Massachusetts (10/23/2021)
YARDS PER PLAY	9.8	Massachusetts (10/23/2021)
POINTS	59	Massachusetts (10/23/2021)
SACKS BY	5	Jacksonville St. (09/11/2021)
FIRST DOWNS	25	Massachusetts (10/23/2021)
PENALTIES	11	Jacksonville St. (09/11/2021)
PENALTY YARDS	114	Jacksonville St. (09/11/2021)
TURNOVERS	6	at Wake Forest (09/18/2021)
PUNTS	6	Syracuse (10/02/2021)
	6	Jacksonville St. (09/11/2021)
PUNTING AVG	47.0	Massachusetts (10/23/2021)
LONG PUNT	65	Jacksonville St. (09/11/2021)
PUNTS INSIDE 20	2	Jacksonville St. (09/11/2021)
LONG PUNT RETURN	31	Jacksonville St. (09/11/2021)



**2021-22 Florida St. Football
Opponent Match Highs
All games**

Opponent - Game Highs

RUSHES	58	at Wake Forest (09/18/2021)
YARDS RUSHING	239	Syracuse (10/02/2021)
YARDS PER RUSH	6.4	at North Carolina (10/09/2021)
TD RUSHES	3	Syracuse (10/02/2021)
PASS ATTEMPTS	40	Louisville (09/25/2021)
PASS COMPLETIONS	26	Notre Dame (09/05/2021)
YARDS PASSING	366	Notre Dame (09/05/2021)
YARDS PER PASS	10.5	Notre Dame (09/05/2021)
TD PASSES	4	Notre Dame (09/05/2021)
TOTAL PLAYS	89	at Wake Forest (09/18/2021)
TOTAL OFFENSE	484	at Wake Forest (09/18/2021)
YARDS PER PLAY	6.4	at North Carolina (10/09/2021)
POINTS	41	Notre Dame (09/05/2021)
SACKS BY	6	Louisville (09/25/2021)
FIRST DOWNS	27	at North Carolina (10/09/2021)
	27	at Wake Forest (09/18/2021)
PENALTIES	13	Jacksonville St. (09/11/2021)
PENALTY YARDS	111	Jacksonville St. (09/11/2021)
TURNOVERS	3	Massachusetts (10/23/2021)
PUNTS	8	Jacksonville St. (09/11/2021)
PUNTING AVG	46.7	Massachusetts (10/23/2021)
LONG PUNT	73	Louisville (09/25/2021)
PUNTS INSIDE 20	4	Massachusetts (10/23/2021)
LONG PUNT RETURN	18	at North Carolina (10/09/2021)



**2021-22 Florida St. Football
Individual Game Highs
All games**

Florida St. - Individual Game Highs

RUSHES	19	Jordan Travis vs Syracuse (10/02/2021)
YARDS RUSHING	159	Jashaun Corbin vs Louisville (09/25/2021)
TD RUSHES	2	Jordan Travis at North Carolina (10/09/2021)
LONG RUSH	89	Jashaun Corbin vs Notre Dame (09/05/2021)
PASS ATTEMPTS	39	McKenzie Milton vs Louisville (09/25/2021)
PASS COMPLETIONS	24	McKenzie Milton vs Louisville (09/25/2021)
YARDS PASSING	248	McKenzie Milton vs Louisville (09/25/2021)
TD PASSES	3	Jordan Travis at North Carolina (10/09/2021)
LONG PASS	65	Jordan Travis at Wake Forest (09/18/2021)
RECEPTIONS	5	Jashaun Corbin vs Syracuse (10/02/2021) 5 Treshaun Ward vs Syracuse (10/02/2021) 5 Camren McDonald vs Syracuse (10/02/2021) 5 Ontaria Wilson vs Louisville (09/25/2021) 5 Andrew Parchment vs Louisville (09/25/2021)
YARDS RECEIVING	91	Ontaria Wilson at Wake Forest (09/18/2021)
TD RECEPTIONS	2	Ontaria Wilson at North Carolina (10/09/2021)
LONG RECEPTION	65	Ontaria Wilson at Wake Forest (09/18/2021)
PUNTS	6	Alex Mastromanno vs Syracuse (10/02/2021) 6 Alex Mastromanno vs Jacksonville St. (09/11/2021)
PUNTING AVG	47.0	Alex Mastromanno vs Massachusetts (10/23/2021)
LONG PUNT	65	Alex Mastromanno vs Jacksonville St. (09/11/2021)
PUNTS INSIDE 20	2	Alex Mastromanno vs Jacksonville St. (09/11/2021)
LONG PUNT RETURN	31	Keyshawn Helton vs Jacksonville St. (09/11/2021)
LONG KICKOFF RETURN	41	Travis Jay at North Carolina (10/09/2021)
TACKLES	13	Jammie Robinson vs Louisville (09/25/2021)
SACKS	3	Jermaine Johnson vs Jacksonville St. (09/11/2021)
TACKLES FOR LOSS	4	Jermaine Johnson vs Jacksonville St. (09/11/2021)



2021-22 Florida St. Football
Opponent Individual Match Highs
All games

Opponent - Individual Game Highs

RUSHES	24	Sean Tucker vs Syracuse (10/02/2021)
YARDS RUSHING	137	Garrett Shrader vs Syracuse (10/02/2021)
TD RUSHES	3	Garrett Shrader vs Syracuse (10/02/2021)
LONG RUSH	55	Garrett Shrader vs Syracuse (10/02/2021)
PASS ATTEMPTS	39	Malik Cunningham vs Louisville (09/25/2021)
PASS COMPLETIONS	26	Jack Coan vs Notre Dame (09/05/2021)
YARDS PASSING	366	Jack Coan vs Notre Dame (09/05/2021)
TD PASSES	4	Jack Coan vs Notre Dame (09/05/2021)
LONG PASS	59	Malik Cunningham vs Louisville (09/25/2021)
	59	Zerrick Cooper vs Jacksonville St. (09/11/2021)
RECEPTIONS	9	Josh Downs at North Carolina (10/09/2021)
	9	Michael Mayer vs Notre Dame (09/05/2021)
YARDS RECEIVING	155	A.T. Perry at Wake Forest (09/18/2021)
TD RECEPTIONS	1	Kamari Morales at North Carolina (10/09/2021)
	1	Josh Downs at North Carolina (10/09/2021)
	1	Anthony Queeley vs Syracuse (10/02/2021)
	1	Tyler Harrell vs Louisville (09/25/2021)
	1	Jordan Watkins vs Louisville (09/25/2021)
	1	Donald Stewart at Wake Forest (09/18/2021)
	1	A.T. Perry at Wake Forest (09/18/2021)
	1	Ahmad Edwards vs Jacksonville St. (09/11/2021)
	1	Damond Philyaw-Johnson vs Jacksonville St. (09/11/2021)
	1	Kyren Williams vs Notre Dame (09/05/2021)
	1	Michael Mayer vs Notre Dame (09/05/2021)
	1	Joe Wilkins vs Notre Dame (09/05/2021)
	1	Kevin Austin vs Notre Dame (09/05/2021)
LONG RECEPTION	59	Tyler Harrell vs Louisville (09/25/2021)
	59	Damond Philyaw-Johnson vs Jacksonville St. (09/11/2021)
FIELD GOALS	2	Nick Sciba at Wake Forest (09/18/2021)
	2	Jonathan Doerer vs Notre Dame (09/05/2021)
LONG FIELD GOALS	51	Grayson Atkins at North Carolina (10/09/2021)
PUNTS	8	Jack Dawson vs Jacksonville St. (09/11/2021)
PUNTING AVG	46.7	George Georgopoulos vs Massachusetts (10/23/2021)
LONG PUNT	73	Mark Vassett vs Louisville (09/25/2021)
PUNTS INSIDE 20	4	George Georgopoulos vs Massachusetts (10/23/2021)
LONG PUNT RETURN	18	Josh Downs at North Carolina (10/09/2021)
LONG KICKOFF RETURN	52	Jamir Roberts vs Massachusetts (10/23/2021)
TACKLES	12	JD Bertrand vs Notre Dame (09/05/2021)
SACKS	2	Ashton Gillotte vs Louisville (09/25/2021)
	2	Yasir Abdullah vs Louisville (09/25/2021)
	2	Isaiah Foskey vs Notre Dame (09/05/2021)
TACKLES FOR LOSS	3.5	Yasir Abdullah vs Louisville (09/25/2021)
INTERCEPTIONS	2	Kyle Hamilton vs Notre Dame (09/05/2021)



**2021-22 Florida St. Football
Games Played
All games**

##	Player	GP-GS	ND	JSU	Wake	LOU	Syr	UNC	UMass
0	Fabien Lovett	6/4	START	START	START	...	XXX	XXX	START
0	Jashaun Corbin	7/7	START	START	START	START	START	START	START
1	D.J. Williams	3/0	XXX	XXX	...	XXX
1	Emmett Rice	0/0
3	Bryan Robinson	1/0	XXX
3	Jarvis Brownlee	7/7	START	START	START	START	START	START	START
4	Keir Thomas	7/7	START	START	START	START	START	START	START
4	Jordan Wilson	7/3	XXX	XXX	XXX	START	XXX	START	START
5	Brendan Gant	4/2	START	...	XXX	START	XXX
6	Dennis Briggs Jr.	4/2	XXX	XXX	START	START
6	Keyshawn Helton	7/2	START	XXX	XXX	XXX	START	XXX	XXX
7	Andrew Parchment	7/2	START	START	XXX	XXX	XXX	XXX	XXX
7	Jarrian Jones	7/4	XXX	XXX	START	XXX	START	START	START
8	Renardo Green	5/2	XXX	XXX	START	START	XXX
8	Treshaun Ward	7/0	XXX	XXX	XXX	XXX	XXX	XXX	XXX
9	Meiko Dotson	5/3	START	START	XXX	START	XXX
9	Lawrance Toafili	6/2	XXX	START	START	...	XXX	XXX	XXX
10	Jammie Robinson	7/6	XXX	START	START	START	START	START	START
10	McKenzie Milton	4/3	XXX	START	START	START
11	Jermaine Johnson	7/7	START	START	START	START	START	START	START
11	Malik McClain	7/6	XXX	START	START	START	START	START	START
12	Demorie Tate	1/0	XXX
12	Chubba Purdy	1/0	XXX
13	Jordan Travis	6/4	START	XXX	XXX	...	START	START	START
14	Marcus Cushnie	7/0	XXX	XXX	XXX	XXX	XXX	XXX	XXX
15	Jarques McClellion	6/0	...	XXX	XXX	XXX	XXX	XXX	XXX
15	Gino English	0/0
16	Corey Wren	5/0	XXX	XXX	XXX	...	XXX	XXX	...
16	Hunter Washington	1/0	XXX
18	Travis Jay	7/1	START	XXX	XXX	XXX	XXX	XXX	XXX
18	Tate Rodemaker	2/0	XXX	XXX
19	Wyatt Rector	7/0	XXX	XXX	XXX	XXX	XXX	XXX	XXX
20	Kalen DeLoach	7/6	START	START	XXX	START	START	START	START
20	CJ Campbell	0/0
21	Darion Williamson	7/0	XXX	XXX	XXX	XXX	XXX	XXX	XXX
21	Alex Mastromanno	7/0	XXX	XXX	XXX	XXX	XXX	XXX	XXX
22	Ja'Khi Douglas	7/0	XXX	XXX	XXX	XXX	XXX	XXX	XXX
22	TJ Davis	1/0	XXX
23	Sidney Williams	6/4	XXX	START	START	XXX	START	START	...
24	Jadarius Green-McKnight	0/0
26	Kevin Knowles II	7/3	XXX	XXX	XXX	XXX	START	START	START
27	Akeem Dent	5/3	START	START	XXX	XXX	START
28	Decalon Brooks	7/0	XXX	XXX	XXX	XXX	XXX	XXX	XXX
30	Quashon Fuller	6/0	XXX	XXX	XXX	XXX	XXX	...	XXX
30	DJ Daniels	0/0
31	Jaden Floyd	0/0
32	Stephen Dix, Jr.	7/0	XXX	XXX	XXX	XXX	XXX	XXX	XXX
33	Amari Gainer	7/1	XXX	XXX	START	XXX	XXX	XXX	XXX
35	Leonard Warner III	0/0
35	Koby Gross	0/0
36	Caleb Blake	6/0	XXX	XXX	...	XXX	XXX	XXX	XXX
36	Anthony Weeden	0/0
37	Parker Grothaus	7/0	XXX	XXX	XXX	XXX	XXX	XXX	XXX
37	Omarion Cooper	3/0	XXX	XXX	...	XXX
38	Shyheim Brown	3/0	...	XXX	XXX	XXX
39	Vance Nicklaus	0/0
40	Jordan Eubanks	0/0
41	Joe Lang	7/0	XXX	XXX	XXX	XXX	XXX	XXX	XXX
42	Garrett Murray	5/0	XXX	XXX	XXX	XXX	XXX
42	Jaleel McRae	3/0	...	XXX	XXX	...	XXX



**2021-22 Florida St. Football
Games Played
All games**

##	Player	GP-GS	ND	JSU	Wake	LOU	Syr	UNC	UMass
43	Jayion McCluster	0/0
44	Joshua Farmer	4/0	XXX	XXX	XXX	XXX
45	Preston Daniel	7/0	XXX	XXX	XXX	XXX	XXX	XXX	XXX
45	Tylus Hancock	0/0
46	DJ Lundy	7/7	START	START	START	START	START	START	START
47	Carter Boatwright	1/0	XXX
47	Marshall Hilaman	0/0
48	Jarrett Jackson	5/1	XXX	...	XXX	XXX	START	...	XXX
48	Jackson West	4/0	...	XXX	XXX	XXX	XXX
49	James Rosenberry	7/0	XXX	XXX	XXX	XXX	XXX	XXX	XXX
51	Baveon Johnson	7/5	XXX	START	START	START	START	XXX	START
51	Chase Oliver	0/0
52	Robert Scott, Jr.	6/6	START	START	...	START	START	START	START
52	George Wilson, Jr.	0/0
53	Maurice Smith	4/3	START	XXX	START	START
53	Cortez Andrews	4/0	XXX	XXX	XXX	XXX
54	Byron Turner, Jr.	0/0
55	Derrick McLendon II	7/0	XXX	XXX	XXX	XXX	XXX	XXX	XXX
55	Dontae Lucas	2/0	XXX	XXX
56	Zane Herring	2/0	XXX	XXX
56	Patrick Payton	1/0	XXX
57	Jack O'Keeffe	0/0
58	Devontay Love-Taylor	6/6	START	START	START	START	START	START	...
58	Emile Aime	0/0
59	Brady Scott	7/1	XXX	XXX	START	XXX	XXX	XXX	XXX
61	Jalen Goss	7/0	XXX	XXX	XXX	XXX	XXX	XXX	XXX
62	Dylan Black	0/0
63	Zach Hannaford	0/0
64	David Stickle	1/0	XXX
65	Rod Orr	0/0
66	Ben Ostaszewski	0/0
67	Thomas Shrader	0/0
68	Alto Tarver	0/0
69	Robert Elder IV	1/0	XXX
70	Lloyd Willis	7/0	XXX	XXX	XXX	XXX	XXX	XXX	XXX
71	Christopher Williams	0/0
75	Dillan Gibbons	7/7	START	START	START	START	START	START	START
76	Darius Washington	7/7	START	START	START	START	START	START	START
77	Bryson Estes	1/0	XXX
78	Ira Henry III	7/0	XXX	XXX	XXX	XXX	XXX	XXX	XXX
80	Ontaria Wilson	6/6	START	...	START	START	START	START	START
81	Joshua Burrell	2/0	XXX	...	XXX
82	Austin White	1/0	XXX
83	Jordan Young	7/0	XXX	XXX	XXX	XXX	XXX	XXX	XXX
84	Fernando Padron	0/0
85	Markeston Douglas	3/0	...	XXX	XXX	...	XXX
86	Parker Self	1/0	XXX
87	Camren McDonald	7/7	START	START	START	START	START	START	START
88	Ryan Fitzgerald	7/0	XXX	XXX	XXX	XXX	XXX	XXX	XXX
88	Kentron Poitier	7/0	XXX	XXX	XXX	XXX	XXX	XXX	XXX
89	Reggie Harden	1/0	XXX
90	Tru Thompson	1/0	XXX
91	Robert Cooper	7/5	START	START	XXX	START	START	START	XXX
92	Liam McCormick	0/0
93	Malakai Menzer	1/0	XXX
94	Rowan Hanley	0/0
97	Aidan Shahriari	0/0
97	Shambre Jackson	0/0
98	Zane Smith	0/0
99	Malcolm Ray	5/2	...	XXX	XXX	XXX	...	START	START



**2021-22 Florida St. Football
Red-Zone Results
All games**

Florida St. Inside Opponent Red-Zone

Date	Opponent	Score	Times	Times	Total	Rush			Pass	FGs	Failed to score inside RZ				
			In RZ	Scored	Pts	TDs	TDs	TDs	Made	FGA	Down	Int	Fumb	Half	Game
09/05/2021	Notre Dame	L 38-41	4	3	22	3	2	1	0	1	0	0	0	0	0
09/11/2021	Jacksonville St.	L 17-20	3	2	14	2	1	1	0	0	1	0	0	0	0
09/18/2021	at Wake Forest	L 14-35	3	1	7	1	0	1	0	0	1	0	1	0	0
09/25/2021	Louisville	L 23-31	1	1	7	1	1	0	0	0	0	0	0	0	0
10/02/2021	Syracuse	W 33-30	6	6	33	4	2	2	2	2	0	0	0	0	0
10/09/2021	at North Carolina	W 35-25	3	3	21	3	1	2	0	0	0	0	0	0	0
10/23/2021	Massachusetts	W 59-3	6	6	38	5	3	2	1	1	0	0	0	0	0
Totals 22 of 26 (84.6%)			26	22	142	19	10	9	3	4	2	0	1	0	0

Opponents Inside Florida St. Red-Zone

Date	Opponent	Score	Times	Times	Total	Rush			Pass	FGs	Failed to score inside RZ				
			In RZ	Scored	Pts	TDs	TDs	TDs	Made	FGA	Down	Int	Fumb	Half	Game
09/05/2021	Notre Dame	L 38-41	2	2	14	2	1	1	0	0	0	0	0	0	0
09/11/2021	Jacksonville St.	L 17-20	2	1	7	1	1	0	0	0	0	0	1	0	0
09/18/2021	Wake Forest	L 14-35	5	4	25	3	2	1	1	1	0	0	0	0	1
09/25/2021	Louisville	L 23-31	2	2	14	2	2	0	0	0	0	0	0	0	0
10/02/2021	Syracuse	W 33-30	4	3	17	2	2	0	1	1	1	0	0	0	0
10/09/2021	North Carolina	W 35-25	2	1	8	1	1	0	0	0	1	0	0	0	0
10/23/2021	Massachusetts	W 59-3	2	0	0	0	0	0	0	0	1	1	0	0	0
Totals 13 of 19 (68.4%)			19	13	85	11	9	2	2	2	3	1	1	0	1



**2021-22 Florida St. Football
By Quarter Statistics
All games**

3rd-Down Conversions

Date	Opponent	Score	Overall	1st Qtr	2nd Qtr	3rd Qtr	4th Qtr	Overtime
09/05/2021	Notre Dame	Lot1 38-41	7-16 43.8	1-3 33.3	0-3 0.0	2-4 50.0	4-5 80.0	0-1 0.0
09/11/2021	Jacksonville St.	L 17-20	5-14 35.7	0-3 0.0	2-4 50.0	1-3 33.3	2-4 50.0	0-0 0.0
09/18/2021	at Wake Forest	L 14-35	1-6 16.7	0-2 0.0	0-1 0.0	0-2 0.0	1-1 100.0	0-0 0.0
09/25/2021	Louisville	L 23-31	5-16 31.3	2-4 50.0	1-3 33.3	2-4 50.0	0-5 0.0	0-0 0.0
10/02/2021	Syracuse	W 33-30	6-15 40.0	1-5 20.0	0-2 0.0	2-4 50.0	3-4 75.0	0-0 0.0
10/09/2021	at North Carolina	W 35-25	7-10 70.0	0-1 0.0	4-4 100.0	1-2 50.0	2-3 66.7	0-0 0.0
10/23/2021	Massachusetts	W 59-3	6-9 66.7	2-3 66.7	3-3 100.0	0-1 0.0	1-2 50.0	0-0 0.0
Florida St.			37-86 43.0	6-21 28.6	10-20 50.0	8-20 40.0	13-24 54.2	0-1 0.0
Opponents			43-109 39.4	12-29 41.4	14-31 45.2	8-23 34.8	9-25 36.0	0-1 0.0

4th-Down Conversions

Date	Opponent	Score	Overall	1st Qtr	2nd Qtr	3rd Qtr	4th Qtr	Overtime
09/05/2021	Notre Dame	Lot1 38-41	1-2 50.0	0-0 0.0	0-0 0.0	1-2 50.0	0-0 0.0	0-0 0.0
09/11/2021	Jacksonville St.	L 17-20	0-2 0.0	0-1 0.0	0-0 0.0	0-0 0.0	0-1 0.0	0-0 0.0
09/18/2021	at Wake Forest	L 14-35	0-1 0.0	0-0 0.0	0-0 0.0	0-1 0.0	0-0 0.0	0-0 0.0
09/25/2021	Louisville	L 23-31	0-4 0.0	0-1 0.0	0-1 0.0	0-0 0.0	0-2 0.0	0-0 0.0
10/02/2021	Syracuse	W 33-30	2-2 100.0	2-2 100.0	0-0 0.0	0-0 0.0	0-0 0.0	0-0 0.0
10/09/2021	at North Carolina	W 35-25	0-0 0.0	0-0 0.0	0-0 0.0	0-0 0.0	0-0 0.0	0-0 0.0
10/23/2021	Massachusetts	W 59-3	0-1 0.0	0-0 0.0	0-0 0.0	0-0 0.0	0-1 0.0	0-0 0.0
Florida St.			3-12 25.0	2-4 50.0	0-1 0.0	1-3 33.3	0-4 0.0	0-0 0.0
Opponents			3-12 25.0	1-3 33.3	0-1 0.0	0-1 0.0	2-7 28.6	0-0 0.0

Time of Possession

Date	Opponent	Score	Overall	1st Qtr	2nd Qtr	3rd Qtr	4th Qtr	Overtime
09/05/2021	Notre Dame	Lot1 38-41	29:15	04:10	07:37	03:20	14:08	00:00
09/11/2021	Jacksonville St.	L 17-20	27:14	06:46	04:51	06:30	09:07	00:00
09/18/2021	at Wake Forest	L 14-35	20:47	06:27	03:37	06:16	04:27	00:00
09/25/2021	Louisville	L 23-31	26:59	04:24	05:28	04:44	12:23	00:00
10/02/2021	Syracuse	W 33-30	30:16	08:40	08:31	06:15	06:50	00:00
10/09/2021	at North Carolina	W 35-25	29:48	01:04	12:26	08:57	07:21	00:00
10/23/2021	Massachusetts	W 59-3	29:44	06:35	08:47	06:07	08:15	00:00
Florida St.			Total 194:03	38:06	51:17	42:09	62:31	00:00
			Avg. 27:43	05:27	07:20	06:01	08:56	00:00
Opponents			Total 225:27	55:53	64:40	47:24	57:30	00:00
			Avg. 32:12	07:59	09:14	06:46	08:13	00:00



2021-22 Florida St. Football
Passing Game-by-Game
All games

#10 McKenzie Milton	Comp	Att	Int	Pct	Yards	TD	Long	Sacked	Effic.
Notre Dame	5	7	0	71.4	48	0	22	1-3	129.0
Jacksonville St.	18	31	1	58.1	133	1	17	0-0	98.3
Wake Forest	11	16	2	68.8	119	0	20	0-0	106.2
Louisville	24	39	1	61.5	248	1	23	6-37	118.3
Totals	58	93	4	62.4	548	2	23	7-40	110.4

#12 Chubba Purdy	Comp	Att	Int	Pct	Yards	TD	Long	Sacked	Effic.
Massachusetts	5	5	0	100.0	98	2	38	0-0	396.6
Totals	5	5	0	100.0	98	2	38	0-0	396.6

#13 Jordan Travis	Comp	Att	Int	Pct	Yards	TD	Long	Sacked	Effic.
Notre Dame	9	19	3	47.4	130	2	60	4-31	108.0
Jacksonville St.	0	3	0	0.0	0	0	0	0-0	0.0
Wake Forest	5	6	1	83.3	107	2	65	3-22	309.8
Syracuse	22	32	1	68.8	131	2	14	2-11	117.5
North Carolina	11	13	0	84.6	145	3	44	0-0	254.5
Massachusetts	5	10	0	50.0	123	0	51	1-4	153.3
Totals	52	83	5	62.7	636	9	65	10-68	150.8

**2021-22 Florida St. Football
Rushing/Receiving Game-by-Game
All games****Rushing**

Player	No-Yds/TD	ND	JSU	Wake	LOU	Syr	UNC	UMass
Jashaun Corbin	86-683/5	15-144/1	15-109/1	7-27/0	11-159/1	14-65/1	13-52/0	11-127/1
Jordan Travis	66-344/4	12-9/1	1-7/0	11-16/0	DNP	19-113/0	14-121/2	9-78/1
Treshaun Ward	57-419/3	11-76/1	8-45/0	6-48/0	10-50/1	2-66/0	12-77/0	8-57/1
Lawrance Toafili	23-124/1	6-34/0	10-22/0	2-2/0	DNP	1-3/0	-	4-63/1
McKenzie Milton	20-0/0	3-6/0	3-16/0	3--2/0	11--20/0	DNP	DNP	DNP
D.J. Williams	8-47/1	DNP	DNP	DNP	4-16/0	-	DNP	4-31/1
Ja'Khi Douglas	6-8/0	-	-	-	-	-	-	6-8/0
Chubba Purdy	1-5/0	DNP	DNP	DNP	DNP	DNP	DNP	1-5/0

Receiving

Player	No-Yds/TD	ND	JSU	Wake	LOU	Syr	UNC	UMass
Camren McDonald	18-173/2	-	3-21/0	3-32/0	2-30/0	5-41/1	2-20/0	3-29/1
Jashaun Corbin	15-64/0	3-6/0	-	2-11/0	4-32/0	5-14/0	1-1/0	-
Treshaun Ward	13-99/1	-	-	3-34/1	3-26/0	5-29/0	2-10/0	-
Ontaria Wilson	12-206/3	1--2/0	DNP	3-91/1	5-44/0	-	2-38/2	1-35/0
Andrew Parchment	12-192/2	1-8/1	3-29/0	-	5-86/1	1-4/0	-	2-65/0
Keyshawn Helton	11-182/1	4-53/0	-	1-12/0	-	2-26/1	3-71/0	1-20/0
Malik McClain	9-124/1	1-21/0	2-18/0	1-6/0	3-23/0	-	1-5/1	1-51/0
Darion Williamson	7-75/0	1-12/0	3-32/0	1-10/0	-	1-5/0	-	1-16/0
Lawrance Toafili	6-37/0	-	2-5/0	1-20/0	DNP	3-12/0	-	-
Ja'Khi Douglas	4-81/1	3-80/1	-	-	1-1/0	-	-	-
Jordan Wilson	4-26/0	-	2-10/0	1-10/0	1-6/0	-	-	-
Wyatt Rector	2-13/1	-	2-13/1	-	-	-	-	-
Jordan Young	1-5/1	-	-	-	-	-	-	1-5/1
Kentron Poitier	1-5/0	-	1-5/0	-	-	-	-	-



2021-22 Florida St. Football
Total Tackles Game-by-Game
All games

Total Tackles

Player	S-A	Total	ND	JSU	Wake	LOU	Syr	UNC	UMass
Jammie Robinson	25-23	48	2-0	3-1	2-3	3-10	5-4	9-3	1-2
Jermaine Johnson	17-28	45	2-5	4-7	6-4	1-2	1-6	3-3	0-1
Amari Gainer	14-27	41	2-4	0-6	3-5	4-4	0-2	3-2	2-4
Kalen DeLoach	22-17	39	4-4	4-3	2-2	2-4	3-4	3-0	4-0
DJ Lundy	11-24	35	1-3	1-3	2-3	2-5	2-5	1-2	2-3
Sidney Williams	17-15	32	3-2	2-2	3-3	-	2-5	7-3	DNP
Robert Cooper	8-15	23	1-1	1-3	3-1	0-4	3-4	-	0-2
Jarvis Brownlee	14-6	20	4-2	0-1	4-0	2-1	1-2	-	3-0
Fabien Lovett	4-14	18	0-3	0-4	1-3	DNP	1-1	2-3	-
Keir Thomas	8-9	17	2-2	-	1-1	1-4	3-1	1-0	0-1
Travis Jay	11-5	16	1-0	4-1	1-2	4-2	-	1-0	-
Akeem Dent	11-4	15	4-2	1-1	1-0	DNP	DNP	2-0	3-1
Jarrian Jones	12-2	14	1-1	1-0	6-0	-	2-0	2-1	-
Brendan Gant	7-6	13	2-2	DNP	2-0	2-2	1-2	DNP	DNP
Renardo Green	4-9	13	-	2-2	1-2	1-4	0-1	DNP	DNP
Jarrett Jackson	4-9	13	0-2	DNP	2-1	1-1	0-2	DNP	1-3
Meiko Dotson	8-4	12	-	1-0	3-3	4-1	DNP	DNP	-
Stephen Dix, Jr.	5-7	12	0-1	0-2	2-2	-	0-1	0-1	3-0
Malcolm Ray	4-8	12	DNP	1-1	1-2	0-1	DNP	1-3	1-1
Jarques McClellion	6-4	10	DNP	-	-	-	0-4	3-0	3-0
Derrick McLendon II	3-6	9	1-0	1-1	1-3	0-1	-	-	0-1
Omarion Cooper	5-1	6	DNP	DNP	DNP	1-0	2-0	DNP	2-1
Cortez Andrews	4-2	6	2-0	-	1-0	DNP	DNP	DNP	1-2
Dennis Briggs Jr.	0-6	6	-	0-1	0-2	0-3	DNP	DNP	DNP
Kevin Knowles II	4-1	5	-	0-1	-	1-0	1-0	-	2-0
Decalon Brooks	1-3	4	-	-	0-1	-	1-0	-	0-2
Quashon Fuller	1-3	4	1-2	-	-	-	-	DNP	0-1
Camren McDonald	3-0	3	-	-	2-0	-	-	1-0	-
Andrew Parchment	3-0	3	-	2-0	-	1-0	-	-	-
Marcus Cushnie	1-2	3	-	0-1	-	-	-	-	1-1
Joe Lang	1-2	3	-	-	-	0-1	1-0	-	0-1
Shyheim Brown	1-2	3	DNP	1-1	-	DNP	DNP	DNP	0-1
Caleb Blake	2-0	2	-	-	DNP	-	1-0	-	1-0
Ja'Khi Douglas	2-0	2	1-0	-	-	1-0	-	-	-
James Rosenberry	0-2	2	-	-	0-1	-	-	0-1	-
Parker Grothaus	1-0	1	-	-	-	-	1-0	-	-
Wyatt Rector	1-0	1	-	1-0	-	-	-	-	-
Joshua Farmer	0-1	1	DNP	DNP	DNP	-	0-1	-	-
D.J. Williams	0-1	1	DNP	DNP	DNP	-	-	DNP	0-1
Corey Wren	0-1	1	-	-	-	DNP	0-1	-	DNP
Tru Thompson	0-1	1	DNP	DNP	DNP	DNP	DNP	DNP	0-1



**2021-22 Florida St. Football
Sacks Game-by-Game
All games**

Player	UA-A	Total	ND	JSU	Wake	LOU	Syr	UNC	UMass
Jermaine Johnson	5-4	7	1.5-3	3-13	0.5-2	1-7	-	1-3	-
Derrick McLendon II	1-3	2.5	-	0.5-2	1.5-7	-	-	-	0.5-1
Marcus Cushnie	1-1	1.5	-	-	-	-	-	-	1.5-2
Fabien Lovett	1-0	1	-	-	-	DNP	1-6	-	-
Keir Thomas	1-0	1	1-7	-	-	-	-	-	-
Kalen DeLoach	1-0	1	-	1-3	-	-	-	-	-
Quashon Fuller	1-0	1	1-5	-	-	-	-	DNP	-
Amari Gainer	1-0	1	-	-	1-3	-	-	-	-
DJ Lundy	1-0	1	-	-	-	-	-	-	1-5
Akeem Dent	0-1	0.5	-	0.5-5	-	DNP	DNP	-	-
Jarrett Jackson	0-1	0.5	-	DNP	-	-	-	DNP	0.5-1
Tru Thompson	0-1	0.5	DNP	DNP	DNP	DNP	DNP	DNP	0.5-1
Robert Cooper	0-1	0.5	0.5-1	-	-	-	-	-	-



2021-22 Florida St. Football
Tackles For Loss Game-by-Game
All games

Player	UA-A	Total	ND	JSU	Wake	LOU	Syr	UNC	UMass
Jermaine Johnson	7-4	9.0	2.5-7	4.0-14	0.5-2	1.0-7	-	1.0-3	-
Keir Thomas	3-3	4.5	1.0-7	-	1.5-2	1.0-5	1.0-2	-	-
Jammie Robinson	3-2	4.0	1.0-1	1.0-1	-	1.0-3	1.0-1	-	-
DJ Lundy	3-0	3.0	1.0-2	-	1.0-1	-	-	-	1.0-5
Amari Gainer	1-4	3.0	-	-	2.5-6	0.5-1	-	-	-
Fabien Lovett	2-1	2.5	-	-	0.5-1	DNP	1.0-6	1.0-1	-
Kalen DeLoach	2-1	2.5	0.5-0	1.0-3	-	-	-	1.0-1	-
Derrick McLendon II	1-3	2.5	-	0.5-2	1.5-7	-	-	-	0.5-1
Marcus Cushnie	1-1	1.5	-	-	-	-	-	-	1.5-2
Quashon Fuller	1-1	1.5	1.5-6	-	-	-	-	DNP	-
Robert Cooper	0-3	1.5	0.5-1	-	0.5-1	0.5-3	-	-	-
Malcolm Ray	1-0	1.0	DNP	-	-	-	DNP	1.0-1	-
Jarvis Brownlee	0-2	1.0	0.5-1	-	-	0.5-1	-	-	-
Jarrett Jackson	0-1	0.5	-	DNP	-	-	-	DNP	0.5-1
Dennis Briggs Jr.	0-1	0.5	-	-	-	0.5-1	DNP	DNP	DNP
Tru Thompson	0-1	0.5	DNP	DNP	DNP	DNP	DNP	DNP	0.5-1
Brendan Gant	0-1	0.5	0.5-1	DNP	-	-	-	DNP	DNP
Akeem Dent	0-1	0.5	-	0.5-5	-	DNP	DNP	-	-



2021-22 Florida St. Football
Fumbles Game-by-Game
All games

Fumbles

Player	No-Lost	ND	JSU	Wake	LOU	Syr	UNC	UMass
McKenzie Milton	3-2	-	1-0	2-2	-	DNP	DNP	DNP
Jordan Travis	2-0	-	-	-	DNP	1-0	-	1-0
Jashaun Corbin	1-1	-	-	1-1	-	-	-	-
Travis Jay	1-1	-	-	-	-	-	-	1-1

Fumbles Forced

Player	Number	ND	JSU	Wake	LOU	Syr	UNC	UMass
Meiko Dotson	1	-	-	-	1	DNP	DNP	-
Jammie Robinson	1	-	-	1	-	-	-	-
Amari Gainer	1	-	-	-	-	-	-	1
Derrick McLendon II	1	-	1	-	-	-	-	-

Fumbles Recovered

Player	Number	ND	JSU	Wake	LOU	Syr	UNC	UMass
Dennis Briggs Jr.	1	-	-	1	-	DNP	DNP	DNP
Sidney Williams	1	-	1	-	-	-	-	DNP
DJ Lundy	1	-	-	-	-	-	-	1