

GAME NOTES



ACC 30 POSTSEASON APPEARANCES | 13 NCAA TOURNAMENTS | 4 SWEET SIXTEENS | 1 ELITE EIGHT | 1990 ACC REGULAR SEASON CHAMPIONS



No. 7 CLEMSON (16-7, 10-6 ACC) vs. No. 10 RUTGERS (15-11, 10-10 B1G)

FRIDAY, MARCH 19 • 9:20 P.M. ET • BANKERS LIFE FIELDHOUSE • INDIANAPOLIS, IND.



GAME 24

CLEMSON RECORDS

| | | |
|--------------------------------|------|--------|
| Overall: | 16-7 | Loss-1 |
| vs. ACC opponents: | 10-7 | Loss-1 |
| Non-Conference regular-season: | 6-0 | Won-6 |
| Home: | 11-1 | Won-6 |
| Away: | 2-5 | Loss-1 |
| Neutral: | 3-0 | Loss-1 |

2020-21 SCHEDULE/RESULTS

| Date | Opponent | TV | Score/Time (ET) |
|-------|------------------------------------|--------|-----------------|
| 11/25 | vs. Mississippi State ¹ | CBS SN | W, 53-42 |
| 11/26 | vs. Purdue ¹ | CBS SN | W, 81-70 |
| 12/2 | SC State | ACCN | W, 75-38 |
| 12/9 | Maryland ² | ESPN2 | W, 67-51 |
| 12/12 | vs. Alabama ³ | ACCNX | W, 64-56 |
| 12/15 | at Virginia Tech* | ACCN | L, 60-66 |
| 12/19 | at South Carolina | ESPNU | PPD. |
| 12/21 | Morehead State | ACCN | W, 66-51 |
| 12/29 | No. 18 Florida State* | RSN | W, 77-67 |
| 1/2 | at Miami* | RSN | W, 66-65 |
| 1/5 | NC State* | ACCN | ^W, 74-70 |
| 1/9 | at North Carolina* | ESPN | PPD. |
| 1/12 | at Syracuse* | ACCN | PPD. |
| 1/16 | No. 18 Virginia* | ESPN | L, 50-85 |
| 1/20 | at Georgia Tech* | RSN | L, 65-83 |
| 1/23 | at Florida State* | ABC | L, 61-80 |
| 1/27 | No. 25 Louisville* | RSN | W, 54-50 |
| 1/30 | at Duke* | ESPN2 | L, 53-79 |
| 2/2 | North Carolina* | ACCN | W, 63-50 |
| 2/6 | Syracuse* | ACCN | W, 78-61 |
| 2/12 | Georgia Tech* | ACCN | W, 74-72 |
| 2/17 | at Notre Dame* | RSN | PPD. |
| 2/21 | at Pittsburgh* | ACCN | PPD. |
| 2/24 | at Wake Forest* | ACCN | W, 60-39 |
| 2/27 | Miami* | RSN | W, 66-58 |
| 3/3 | at Syracuse | ACCN | L, 54-64 |
| 3/6 | Pittsburgh* | RSN | W, 77-62 |
| 3/10 | Miami* | ACCN | L, 64-67 |
| 3/19 | Rutgers ⁵ | TBS | 9:20 p.m. |

* - ACC contest, ^ Over time; Note: Home games in bold; ¹ Space Coast Challenge (Melbourne, Fla.); ² ACC/Big 10 Challenge; ³ Holiday Hoopsgiving (Atlanta, Ga.); ⁴ ACC Tournament (Greensboro Coliseum, Greensboro, N.C.); ⁵ NCAA Tournament (Indianapolis, Ind.)

TABLE OF CONTENTS

| | |
|-----------------------------------|-------|
| Broadcast Sheet | 2 |
| Rosters | 3 |
| Head Coach Brad Brownell | 4 |
| Team Notes | 5-13 |
| Player Stats/Notes | 14-37 |
| Miscellaneous Stats | 38 |
| Superlatives | 39-40 |
| Stats/Box Scores | 41-47 |
| NCAA Tournament Record Book | 48-49 |
| Radio/Television Roster | 50 |

CLEMSON SOCIAL MEDIA

Twitter | Instagram @ClemsonMBB
Facebook Facebook.com/ClemsonMBB

ATHLETIC COMMUNICATIONS

SID Contact: Ben Winterrowd
Cell Phone: 630.862.8828
Email: winter@clemsontigers.com

Secondary Contact: Meaghan Frazier
Email: mrfrazier@clemsontigers.com

BROADCAST INFORMATION

TV: TBS (Spero Dedes, PxP and Brendan Haywood, Analyst and Lauren Shehedi, Sideline)
Watch Link: <https://bit.ly/3eDxc9R>
Live Stats Link: [NCAA.com](https://www.ncaa.com)
Radio: Clemson Tigers Network (Don Munson/Tim Bourret)
Engineer: Ben Milstead
Clemson Radio Affiliates: 105.5 The ROAR (Flagship)
Sirius/XM/Online: 137 / 207 / 967 (Clemson Broadcast)

SERIES HISTORY

Overall: Clemson leads 2-1
In Clemson: Clemson trails 0-1
In Littlejohn Coliseum: Clemson trails 0-1
In New Brunswick: Clemson leads 1-0
At neutral sites: Clemson leads 1-0
Current streak: Clemson, 1
Coach Brownell vs. Rutgers: 1-1

SETTING THE SCENE BETWEEN THE TIGERS AND SCARLET KNIGHTS

- The Clemson Tigers are entering their 13th conference tournament in program history, including its third under Head Coach Brad Brownell.
- The contest will be televised on TBS with Spero Dedes, Brendan Haywood and Lauren Shehedi calling the action, while Don Munson and Tim Bourret will call the action on the radio waves. The radio call will be available on the Clemson Tigers Network and Tunein.com.
- Live stats will be provided on [ClemsonTigers.com](https://www.clemson.com) and Twitter updates will be available on Clemson's official account (@ClemsonMBB).

CLEMSON BASKETBALL HEADLINES

- Aamir Simms earned All-ACC Second Team honors after being the only player in the league to lead his team in points, rebounds and assists. Simms was also named the Skip Prosser Scholar-Athlete of the Year.
- Simms was named one-of-15 players to the Naismith Defensive Player of the Year Award Watch List. He also made the Top 10 finalists of the Karl Malone Award given to the nation's best power forward.
- Al-Amir Dawes scored a season-high 21 points (7-10 FG, 5-8 3FG) and dished five assists in a win over Pitt (March 6). Hunter Tyson contributed a season-high-tying 16 points and three charges taken in the victory.
- Nick Honor scored 12 points against Georgia Tech, including a game-winning 3-pointer with 1.1 seconds remaining to lift Clemson 74-72. The game-winner was the first game-winning three in Littlejohn since Feb. 15, 2012.
- Nick Honor scored a season-high 21 points (8-11 FG; 5-6 3FG) in an overtime win against NC State (Jan. 5).
- "We Too Deep": Clemson will look to use as many as 12 players in most games as it attempts to utilize its depth as one of its main strengths this season. The Tigers' bench has produced 25+ points in 12-of-20 games. Clemson has also had as many as 14 different scorers this season with nine averaging over 4.0 points per game.
- A key word in the program under Brownell is "Sacrifice," and that has certainly been emphasized this season.
- Clemson stopped Alabama on 10-of-its-last-11 possessions and won the Holiday Hoopsgiving tilt with its defense. The Tigers finished on a 10-1 run in the 64-56 victory (Dec. 12).
- Aamir Simms earned Tournament MVP honors after scoring a game-high 24 points (8-13 FG) in the championship game against Purdue (11/26). Nick Honor also received All-Tournament Team recognition.
- Clemson boasted a Top-20 recruiting class in the country for 2020 with the additions of PJ Hall, Olivier-Maxence Prosper and Lynn Kidd. It marked the program's highest recruiting ranking since 2009, according to 247Sports.

STATISTICAL OUTLOOK

| (RV/RV) | Clemson | Ht. | Wt. | Yr. | Hometown | GP/GS | PPG | RPG | APG | MPG |
|---------|-------------------------|--------|-----|------|--------------------------|-------|------|-----|-----|------|
| G 0 | Clyde Trapp | 6-4 | 203 | Sr. | Eastover, S.C. | 23/23 | 7.0 | 5.4 | 2.6 | 28.7 |
| F 1 | Jonathan Baehre | 6-10 | 214 | Sr. | Wiesbaden, Germany | 23/10 | 4.4 | 3.2 | 0.8 | 16.9 |
| G 2 | Al-Amir Dawes | 6-2 | 180 | So. | Newark, N.J. | 23/14 | 9.0 | 2.1 | 1.8 | 25.3 |
| G 3 | Chase Hunter | 6-3.5 | 204 | So. | Atlanta, Ga. | 23/4 | 2.9 | 1.3 | 0.9 | 14.0 |
| G 4 | Nick Honor | 5-10 | 205 | RSO. | Orlando, Fla. | 23/10 | 8.4 | 1.3 | 2.3 | 23.4 |
| F 5 | Hunter Tyson | 6-8 | 215 | Jr. | Monroe, N.C. | 18/11 | 7.4 | 4.3 | 0.3 | 16.5 |
| F 10 | Olivier-Maxence Prosper | 6-8 | 218 | Fr. | Montreal, Quebec, Canada | 22/2 | 2.5 | 1.9 | 0.3 | 9.8 |
| G 11 | Parker Fox | 6-7 | 212 | Jr. | Reno, Nev. | 3/0 | 1.3 | 0.3 | 0.0 | 1.5 |
| G 12 | Alex Hemenway | 6-3.5 | 185 | So. | Newburgh, Ind. | 23/10 | 4.7 | 1.3 | 0.5 | 15.5 |
| G 15 | John Newman III | 6-5 | 207 | Jr. | Greensboro, N.C. | 21/8 | 3.9 | 2.1 | 1.1 | 16.2 |
| F 20 | O'Neil McBride | 6-7 | 207 | So. | Myrtle Beach, S.C. | 3/0 | 0.7 | 0.3 | 0.0 | 1.5 |
| G 21 | Wells Hoag | 6-3 | 199 | Jr. | Greenville, S.C. | 3/0 | 0.0 | 0.0 | 0.0 | 1.5 |
| C 22 | Lynn Kidd | 6-10.5 | 235 | Fr. | Gainesville, Fla. | 7/0 | 1.1 | 1.0 | 0.1 | 4.6 |
| F 24 | PJ Hall | 6-10 | 235 | Fr. | Spartanburg, S.C. | 20/0 | 3.7 | 2.1 | 0.1 | 10.3 |
| F 25 | Aamir Simms | 6-8.5 | 245 | Sr. | Palmyra, Va. | 23/23 | 13.3 | 6.2 | 2.7 | 29.3 |

| (--/--) | Rutgers | Ht. | Wt. | Yr. | Hometown | GP/GS | PPG | RPG | APG | MPG |
|---------|----------------|------|-----|-----|----------------------|-------|------|-----|-----|------|
| G 0 | Geo Baker | 6-4 | 195 | Sr. | Derry, N.H. | 23/20 | 10.1 | 3.2 | 3.1 | 31.0 |
| G 4 | Paul Mulcahy | 6-6 | 210 | So. | Bayonne, N.J. | 26/19 | 5.8 | 3.3 | 2.8 | 27.6 |
| G 24 | Ron Harper Jr. | 6-6 | 245 | Jr. | Franklin Lakes, N.J. | 25/25 | 15.4 | 5.9 | 1.6 | 31.9 |
| G 42 | Jacob Young | 6-2 | 185 | Sr. | Houston, Texas | 26/18 | 14.4 | 1.9 | 3.5 | 29.8 |
| C 15 | Myles Johnson | 6-11 | 255 | Jr. | Long Beach, Calif. | 26/20 | 8.3 | 8.7 | 0.8 | 24.5 |

2020-21 CLEMSON BROADCAST SHEET

0



CLYDE TRAPP

SR. • G • 6-4 • 203 • EASTOVER, S.C./LOWER RICHLAND

| | MIN | PTS | REB | AST | FG% | 3FG% | FT% |
|--------|------|-----|-----|-----|------|------|------|
| 20-21 | 28.7 | 7.0 | 5.4 | 2.6 | .403 | .345 | .583 |
| Career | 20.9 | 5.1 | 3.2 | 1.7 | .391 | .305 | .604 |

Season Highs: PTS (15), AST (11), REB (9), FG (6), 3FG (2), FT (6), STL (3), BLK (2)

- » Career-high 11 assists vs. Syracuse (Feb. 6)
- » Tied career bests in FG (6) and blocks (2) in loss at Georgia Tech (Jan. 20).
- » Season-high 15 points and career-high 6 free throws vs. Florida State (Dec. 29)
- » Netted career-high 17 points against Syracuse (Jan. 28, 2020) and scored game-winning basket with less than 3.0 seconds left. Career-high rebounds (9) and assists (6).
- » Tore his ACL on Friday, June 28, 2019 - the day before the team took off for Italy for the 2019 World University Games.

1



JONATHAN BAEHRE ("BEAR")

SR. • F • 6-10 • 214 • WIESBADEN, GERMANY/WILKINSON COUNTY HS/UNCA

| | MIN | PTS | REB | AST | FG% | 3FG% | FT% |
|--------|------|-----|-----|-----|------|------|------|
| 20-21 | 16.9 | 4.4 | 3.2 | 0.8 | .398 | .276 | .852 |
| Career | 17.7 | 5.4 | 3.6 | 0.8 | .490 | .337 | .774 |

Season Highs: PTS (11), AST (4), REB (8), FG (4), 3FG (2), STL (3), BLK (2), OREB (4)

- » Scored season-high 11 points in an 81-70 win over Purdue.
- » Had surgery on Jan. 31 to repair a re-torn ACL and was listed as out for the season.
- » Returned from previous ACL injury on Dec. 8 against Florida State.
- » Tore his ACL on Tuesday, May 21 and did not participate in the 2019 World University Games in Italy.
- » Sat out the 2018-19 season due to NCAA transfer eligibility rules (UNC Asheville).

2



AL-AMIR DAWES

SO. • G • 6-2 • 180 • NEWARK, N.J./THE PATRICK SCHOOL

| | MIN | PTS | REB | AST | FG% | 3FG% | FT% |
|--------|------|-----|-----|-----|------|------|------|
| 20-21 | 25.3 | 9.0 | 2.1 | 1.8 | .424 | .387 | .742 |
| Career | 27.9 | 9.0 | 2.5 | 2.2 | .399 | .346 | .773 |

Season Highs: PTS (21), REB (5), AST (5), STL (3), FG (7), 3FG (5), FT (4)

- » Season-high 21 points and season-high five assists vs. Pitt; tied season high (7 FG, 5 3FG)
- » Tied career-best with three steals in win over Hurricanes.
- » Averaged 9.0 points, 2.8 rebounds, 2.5 assists and 1.0 steal per game last season.
- » Career-high 22 points at Boston College (Feb. 22, 2020).
- » Posted 12 double-digit scoring games last season, including seven with 15+ points.
- » Chose Clemson over Providence, Seton Hall, St. John's and UCONN.

3



CHASE HUNTER

SO. • G • 6-3.5 • 204 • ATLANTA, GA./WESTLAKE HS

| | MIN | PTS | REB | AST | FG% | 3FG% | FT% |
|--------|------|-----|-----|-----|------|------|------|
| 20-21 | 14.0 | 2.9 | 1.3 | 0.9 | .318 | .152 | .667 |
| Career | 15.5 | 3.6 | 1.2 | 1.1 | .338 | .214 | .652 |

Season Highs: PTS (9), REB (3), AST (2), STL (3), FG (4), FT (2), BLK (1)

- » Totaled a career-best three steals at Florida State (Jan. 23).
- » Suffered a foot fracture that limited him to just nine games last season.
- » Averaged 5.3 points, 1.0 rebound, 1.6 assists and 0.8 steals per contest as a freshman.
- » Came to Clemson as a four-star prospect and No. 98 overall in 247Sports' Top 100.
- » Rated the No. 4 player in the state of Georgia and the No. 14 combo guard in the country.
- » Chose Clemson over Georgia, Virginia, Oklahoma and Michigan State.

4



NICK HONOR


R-SO. • G • 5-10 • 205 • ORLANDO, FLA./LAKE HIGHLAND HS/FORDHAM

| | MIN | PTS | REB | AST | FG% | 3FG% | FT% |
|--------|------|------|-----|-----|------|------|------|
| 20-21 | 23.4 | 8.4 | 1.2 | 2.3 | .405 | .385 | .739 |
| Career | 30.8 | 12.4 | 1.9 | 2.7 | .381 | .349 | .800 |

Season Highs: PTS (21), REB (3), FG (8), 3FG (5), AST (5), STL (4), FT (5)

- » Hit game-winning 3-pointer with 1.1 seconds left to top Georgia Tech (Feb. 12).
- » Scored season-high 21 points (8-11 FG, 5-6 3FG) in OT win vs. NC State (Jan. 5).
- » Named to All-Tournament Team in Space Coast Challenge; 17 pts vs. Purdue. Career-high four steals against the Boilermakers.
- » Ran point guard for Clemson's scout team in 2019-20.
- » Started 32 games at Fordham in 2018-19 and led the team with 15.3 points per game (489 total points) in 36.1 minutes per game. Named to 2018-19 Atlantic 10 All-Rookie Team

5



HUNTER TYSON

JR. • F • 6-8 • 215 • MONROE, N.C./PIEDMONT HS

| | MIN | PTS | REB | AST | FG% | 3FG% | FT% |
|--------|------|-----|-----|-----|------|------|------|
| 20-21 | 16.5 | 7.4 | 4.3 | 0.3 | .473 | .417 | .771 |
| Career | 12.2 | 4.4 | 2.5 | 0.4 | .411 | .324 | .729 |

Season Highs: PTS (16), FG (5), 3FG (2), REB (10), BLK (2), FT (4), AST (1), STL (2)

- » Tied season-high (16p) vs. Miami; Last 5 games: 11.4 ppg, 6.6 rpg, 55.8 FG%, 52.9 3FG%
- » Scored season-high 16 points vs. North Carolina (5-11 FG, 2-5 3FG).
- » Returned from a facial injury on Jan. 16 against Virginia. Missed five contests.
- » Scored career-high 21 points in second career start. Finished 9-of-13 from the floor.
- » Owns two 20-point games in his career - both came during 2019-20 season.
- » Posted seven double-digit scoring games last season.
- » First career start came against South Carolina (Dec. 15, 2019).

10



OLIVIER-MAXENCE PROSPER (Oh-LIV-ee-ay)


FR. • F • 6-8 • 218 • MONTREAL, QUEBEC, CANADA/NBA ACADEMY

| | MIN | PTS | REB | AST | FG% | 3FG% | FT% |
|--------|-----|-----|-----|-----|------|------|------|
| 20-21 | 9.8 | 2.5 | 1.9 | 0.3 | .346 | .167 | .682 |
| Career | 9.8 | 2.5 | 1.9 | 0.3 | .346 | .167 | .682 |

Season Highs: PTS (11), REB (9), OREB (5), AST (1), FG (4), FT (3), BLK (2), STL (1)

- » Scored season-high 11 points (4-7 FG) in first career start vs. SC State (Dec. 2).
- » 247Sports ranked four-star prospect (No. 78 in Top247, No. 13 power forward in the nation). Rivals ranked four-star prospect.
- » Member of NBA Academy Latin America last season in Mexico City
- » No. 3 ranked Canadian in 2020 class by North Pole Hoops.
- » MVP of 2019 Biosteel Canadian All-Star Game.
- » All-Star Team of 2019 NBA Basketball Without Borders.

12



ALEX HEMENWAY


SO. • G • 6-3.5 • 185 • NEWBURGH, IND./CASTLE HS

| | MIN | PTS | REB | AST | FG% | 3FG% | FT% |
|--------|------|-----|-----|-----|------|------|------|
| 20-21 | 15.5 | 4.7 | 1.3 | 0.5 | .422 | .390 | .889 |
| Career | 14.2 | 4.8 | 1.1 | 0.4 | .451 | .426 | .900 |

Season Highs: PTS (17), REB (4), FG (6), STL (1), AST (1), 3FG (5), FT (6), BLK (1)

- » Career-high 17 points at Wake Forest (Feb. 24); Career-high 3FG with five against Wake.
- » As it stands, he ranks tied for fifth all-time in 3-point percentage in school history (42.7%).
- » Shot 50.0 percent from the floor and 47.6 percent from 3-point range last season.
- » Proved to be a deadly sniper off the bench for the Tigers. Shot 20-for-42 for long range.
- » Suffered severe high ankle sprain on Nov. 7 and returned Jan. 25 at No. 6/5 Louisville.
- » Chose Clemson over Nebraska, Creighton, DePaul and Belmont.

15



JOHN NEWMAN III

JR. • G • 6-5 • 207 • GREENSBORO, N.C./GREENSBORO DAY SCHOOL

| | MIN | PTS | REB | AST | FG% | 3FG% | FT% |
|--------|------|-----|-----|-----|------|------|------|
| 20-21 | 16.2 | 3.9 | 2.1 | 1.1 | .344 | .250 | .923 |
| Career | 20.1 | 5.2 | 2.6 | 1.2 | .408 | .295 | .731 |

Season Highs: PTS (12), REB (7), AST (5), STL (2), FG (6), 3FG (2), BLK (1), OREB (3)

- » Scored season-high 12 points twice this year (vs. Maryland; at Georgia Tech).
- » Set career-highs in games (31), starts (31), points (294), points/game (9.5), rebounds (122), rebounds/game (3.9), assists (68), assists/game (2.2), blocks (15) and steals (31).
- » First career double-double (11 points, 10 rebounds - at Boston College)
- » Posted a career-high 23 points vs. No. 5/5 Louisville (Feb. 15, 2019). Tied career-best seven field goals.
- » Career-high 4 steals vs. South Carolina and repeated that with four against Duke (2019-20)

22



LYNN KIDD


FR. • C • 6-10.5 • 235 • GAINESVILLE, FLA./IMG ACADEMY

| | MIN | PTS | REB | AST | FG% | 3FG% | FT% |
|--------|-----|-----|-----|-----|------|------|-------|
| 20-21 | 4.6 | 1.1 | 1.0 | 0.1 | .333 | .000 | 1.000 |
| Career | 4.6 | 1.1 | 1.0 | 0.1 | .333 | .000 | 1.000 |

Season Highs: PTS (4), AST (1), FT (2), FG (1), BLK (2), OREB (4)

- » Re-classified to 2020 from the 2021 class. Four-star prospect on 247Sports Composite 2020 rankings.
- » Listed on ESPN's Top 100 list for 2021 (No. 77).
- » Broke out during summer of 2020 playing at the Power 24 in Georgia, playing for the Show-time Ballers. In four games, averaged 13.0 points, 7.3 rebounds and 2.0 blocks.
- » Chose Clemson over Miami, Wake Forest, Auburn and Florida.

24



PJ HALL


FR. • F • 6-10 • 235 • SPARTANBURG, S.C./DORMAN HS

| | MIN | PTS | REB | AST | FG% | 3FG% | FT% |
|--------|------|-----|-----|-----|------|------|------|
| 20-21 | 10.3 | 3.7 | 2.1 | 0.1 | .492 | .133 | .750 |
| Career | 10.3 | 3.7 | 2.1 | 0.1 | .492 | .133 | .750 |

Season Highs: PTS (10), REB (7), BLK (1), FG (5), 3FG (1), OREB (3), STL (2)

- » Provided immediate impact in first collegiate game against Miss. St. - scoring 10 points and grabbing seven rebounds off the bench in a 53-42 victory.
- » 2020 No. 1 prospect in the state of South Carolina; ESPN ranked Hall No. 60 in its Top 100.
- » Highest rated prospect of the Brownell Era and fourth all-time at Clemson (247Sports).
- » Averaged 14.8 points and 4.8 rebounds for Upward Stars on the adidas Gauntlet in 2019.
- » Sister, Thayer, plays volleyball for the Florida Gators.
- » Chose Clemson over Virginia Tech, Florida, Tennessee, Georgia Tech and South Carolina.

25



AAMIR SIMMS


SR. • F • 6-8.5 • 245 • PALMYRA, VA./BLUE RIDGE SCHOOL

| | MIN | PTS | REB | AST | FG% | 3FG% | FT% |
|--------|------|------|-----|-----|------|------|------|
| 20-21 | 29.3 | 13.3 | 6.2 | 2.7 | .543 | .407 | .825 |
| Career | 25.2 | 9.1 | 5.2 | 1.6 | .483 | .363 | .727 |

Season Highs: PTS (25), REB (11), FG (10), 3FG (2), FT (6), AST (5), STL (2), OREB (5), BLK (4)

- » Karl Malone Award (Top 10 Finalist PF); Naismith Def. Player of the Year Watch List (Top 15).
- » Tied career-high 25 points (incl. GW Shot) on 10-for-14 shooting in 66-65 win at Miami
- » Earned Space Coast Challenge Tournament MVP; 24 pts vs. Purdue in title game
- » Scored career-high 391 points (13.0 ppg), shot career-best 47.4 percent, including career-high 40.0 percent from three. Earned All-ACC Third-Team honors in 2019-20.
- » Led team in points, rebounds, assists and blocks last season. First player in Clemson history to accomplish that feat.

11



PARKER FOX

JR. • G/F • 6-7 • 212

RENO, NEV.

OCONEE COUNTY HS (GA.)


» Scored career-high 4 points

vs. SC State (Dec. 2).

» Son of California Head Coach

Mark Fox

20



O'NEIL McBRIDE

SO. • F • 6-7 • 207

MYRTLE BEACH, S.C.

MYRTLE BEACH HS


» 2 points, 1 rebound vs. SCST

» Appeared in eight games

last season and grabbed six

rebounds.

21



WELLS HOAG

JR. • G • 6-3 • 199

GREENVILLE, S.C.

GREENVILLE HS

» Elevated from manager to

active roster on Nov. 20, 2019.

» Just the fourth student-

manager to be promoted in

Clemson history.

ROSTER

ALPHABETICAL

| No | Name | Pos | Hgt | Wgt | Cl. | Exp. | Hometown | Previous School |
|----|-------------------------|-----|--------|-----|------|------|--------------------------|--------------------------|
| 1 | Jonathan Baehre | F | 6-10 | 214 | Sr. | TR | Wiesbaden, Germany | Wilkinson County HS/UNCA |
| 2 | Al-Amir Dawes | G | 6-2 | 180 | So. | 1VL | Newark, N.J. | The Patrick School |
| 11 | Parker Fox | G | 6-7 | 212 | Jr. | 2VL | Reno, Nev. | Oconee HS (Ga.) |
| 24 | PJ Hall | F | 6-10 | 235 | Fr. | HS | Spartanburg, S.C. | Dorman HS |
| 12 | Alex Hemenway | G | 6-3.5 | 185 | So. | 1VL | Newburgh, Ind. | Castle HS |
| 21 | Wells Hoag | G | 6-3 | 199 | Jr. | 1VL | Greenville, S.C. | Greenville HS |
| 4 | Nick Honor | G | 5-10 | 205 | RSo. | TR | Orlando, Fla. | Lake Highland/Fordham |
| 3 | Chase Hunter | G | 6-3.5 | 204 | So. | 1VL | Atlanta, Ga. | Westlake HS |
| 20 | O'Neil McBride | F | 6-7 | 207 | So. | 1VL | Myrtle Beach, S.C. | Myrtle Beach HS |
| 22 | Lynn Kidd | C | 6-10.5 | 235 | Fr. | HS | Gainesville, Fla. | IMG Academy |
| 15 | John Newman III | F | 6-5 | 207 | Jr. | 2VL | Greensboro, N.C. | Greensboro Day School |
| 10 | Olivier-Maxence Prosper | F | 6-8 | 218 | Fr. | HS | Montreal, Quebec, Canada | NBA Academy |
| 25 | Aamir Simms | F | 6-8.5 | 245 | Sr. | 3VL | Palmyra, Va. | Blue Ridge School |
| 0 | Clyde Trapp | G | 6-4 | 203 | Sr. | 3VL | Eastover, S.C. | Lower Richland HS |
| 5 | Hunter Tyson | F | 6-8 | 215 | Jr. | 2VL | Monroe, N.C. | Piedmont HS |

NUMERICAL

| No | Name | Pos | Hgt | Wgt | Cl. | Exp. | Hometown | Previous School |
|----|-------------------------|-----|--------|-----|------|------|--------------------------|--------------------------|
| 0 | Clyde Trapp | G | 6-4 | 203 | Sr. | 3VL | Eastover, S.C. | Lower Richland HS |
| 1 | Jonathan Baehre | F | 6-10 | 214 | Sr. | TR | Wiesbaden, Germany | Wilkinson County HS/UNCA |
| 2 | Al-Amir Dawes | G | 6-2 | 180 | So. | 1VL | Newark, N.J. | The Patrick School |
| 3 | Chase Hunter | G | 6-3.5 | 204 | So. | 1VL | Atlanta, Ga. | Westlake HS |
| 4 | Nick Honor | G | 5-10 | 205 | RSo. | TR | Orlando, Fla. | Lake Highland/Fordham |
| 5 | Hunter Tyson | F | 6-8 | 215 | Jr. | 2VL | Monroe, N.C. | Piedmont HS |
| 10 | Olivier-Maxence Prosper | F | 6-8 | 218 | Fr. | HS | Montreal, Quebec, Canada | NBA Academy |
| 11 | Parker Fox | G | 6-7 | 212 | Jr. | 2VL | Reno, Nev. | Oconee HS (Ga.) |
| 12 | Alex Hemenway | G | 6-3.5 | 185 | So. | 1VL | Newburgh, Ind. | Castle HS |
| 20 | O'Neil McBride | F | 6-7 | 207 | So. | 1VL | Myrtle Beach, S.C. | Myrtle Beach HS |
| 15 | John Newman III | F | 6-5 | 207 | Jr. | 2VL | Greensboro, N.C. | Greensboro Day School |
| 22 | Lynn Kidd | C | 6-10.5 | 235 | Fr. | HS | Gainesville, Fla. | IMG Academy |
| 24 | PJ Hall | F | 6-10 | 235 | Fr. | HS | Spartanburg, S.C. | Dorman HS |
| 25 | Aamir Simms | F | 6-8.5 | 245 | Sr. | 3VL | Palmyra, Va. | Blue Ridge School |
| 21 | Wells Hoag | G | 6-3 | 199 | Jr. | 1VL | Greenville, S.C. | Greenville HS |

Head Coach: Brad Brownell

Assistant Coaches: Dick Bender, Antonio Reynolds Dean, Anthony Goins

Director of Basketball Operations: Matt Bucklin

Special Assistant to the Head Coach: Marty Simmons

Director of Strength & Conditioning: Justin McClelland

Director of Player Development: Terrell McIntyre

Sports Medicine: Brad Crowe

Video Coordinator: Amit Tailor

Graduate Managers: Kylan Butler and Aaron Stevens

Undergraduate Managers: Jake Cerota, Jack Nauseef, Thomas Brockhorst, Johnny Heijer, Joel Dance, Conner Pederson, Luke Ferrell, Devin Foster

PRONUNCIATION GUIDE

| | |
|-------------------------|---------------------|
| Jonathan Baehre | "Bear" |
| Brad Brownell | BROW-nehl |
| Olivier-Maxence Prosper | Oh-LIV-ee-ay |

CLEMSON TIGERS BLUEPRINT

Via High School Ranks (10)

Aamir Simms (2017 recruiting class)
 Clyde Trapp (2017 recruiting class)
 John Newman III (2018 recruiting class)
 Hunter Tyson (2018 recruiting class)
 Al-Amir Dawes (2019 recruiting class)
 Alex Hemenway (2019 recruiting class)
 Chase Hunter (2019 recruiting class)
 PJ Hall (2020 recruiting class)
 Lynn Kidd (2020 recruiting class)
 Olivier-Maxence Prosper (2020 recruiting class)

Via Walk-On (3)

Parker Fox (2018 Recruiting Class)
 Wells Hoag (2019 Recruiting Class - Elevated manager)
 O'Neil McBride (2019 Recruiting Class)

Via Transfer Portal (2)

Jonathan Baehre (2018 transfer from UNC Asheville)
 Nick Honor (2019 transfer from Fordham)

HEAD COACH BRAD BROWNELL



(Clicking on Coach Brownell's headshot will take you to his online bio)

CAREER RECORDS

Overall Record: 368-234
Conference Games (regular season career): 196-140
Non-Conference Games (at Clemson): 101-41
ACC Tournament: 5-10
NCAA Tournament (career): 3-5
Overtime Games (at Clemson): 12-7
NIT (career): 4-3

CAREER RECORDS (ACC PLAY)

Overall Record (Regular Season): 95-99
Overall Record (inc. postseason): 100-109
ACC Tournament: 5-9

ALL-TIME WINNINGEST COACHES

| | | |
|----|-------------------------------------|----------------|
| 1. | Brad Brownell (2010-present) | 201-149 |
| 2. | Cliff Ellis (1985-94) | 177-128 |
| 3. | Bill Foster (1975-84) | 156-106 |
| 4. | Oliver Purnell (2003-10) | 138-88 |
| 5. | Joe Davis (1932-40) | 101-86 |

CAREER COACHING RECORDS

Season Victories: 25
Cliff Ellis, 1986-87
Oliver Purnell, 2006-07
Brad Brownell, 2017-18

ACC Season Victories
11, Brad Brownell, 2017-18

ACC Home Victories
8, Brad Brownell, 2017-18

ACC Regular Season Career Victories
95, Brad Brownell (94-99), 2010-20

Overall Wins vs. ACC Teams
100, Brad Brownell (100-109), 2010-20

Overall Winning Percentage
vs. ACC Teams: .478, Brad Brownell (100-109), 2010-20

Overall ACC Home Winning Percentage
.694, Brad Brownell (75-33), 2010-20

ABOUT BRAD BROWNELL

Born November 15, 1968
Hometown Evansville, Indiana
High School Harrison High School
Degree DePauw University (1991); history
Master's University of Indianapolis (1994); history

FAMILY

Wife Paula
Daughter Abby
Daughter Kate

COACHING EXPERIENCE

| Years | School, Position |
|------------|---------------------------------|
| 1991-92 | Evansville, graduate assistant |
| 1992-94 | Indianapolis; assistant coach |
| 1994-2002 | UNC Wilmington, assistant coach |
| 2002-06 | UNC Wilmington, head coach |
| 2006-10 | Wright State, head coach |
| 2010-pres. | Clemson, head coach |

PLAYING EXPERIENCE

| Years | |
|----------------|--|
| 1988-91 | DePauw University (Ranks seventh in school history in career assists - 332; 15th in steals - 102; 17th in free throw percentage - .782) |
| 1989-90 Season | .899 free throw percentage; 132 assists, 47 steals (all top 10 single season; 2nd in FT, 10th in AST, 9th in STL) |

COACHING HONORS

| | |
|------|---|
| 2003 | Colonial Athletic Association Coach of the Year |
| 2006 | Colonial Athletic Association Coach of the Year |
| 2008 | Horizon League Coach of the Year |
| 2018 | Sports Illustrated College Basketball Coach of the Year |

COACHING TREE

| |
|--|
| Colton Ayers (Assistant coach at Limestone College) |
| Nick Bowman (Assistant coach at Nicholls State) |
| Tee Butters (Assistant coach at Charleston Southern) |
| Austin Claunch (Head coach at Nicholls State) |
| Billy Donlon (Head coach at UMKC) |
| Jimmy Garrity (Head women's coach at Wofford) |
| CJ Gleaton (Assistant coach at Anderson University) |
| Adam Gordon (Associate head coach at Southeast Missouri State) |
| Earl Grant (Head coach at College of Charleston) |
| Marty McGillan (Assistant coach at Longwood) |
| Riley McGillan (Director of operations at Longwood) |
| Lucas McKay (Assistant coach at UMKC) |
| Rick Ray (Assistant coach at Colorado) |
| Richie Riley (Head coach at South Alabama) |
| Tanner Smith (Assistant coach at Kennesaw State) |
| Mike Winiecki (Assistant coach at Lakeland Magic (NBA G-League)) |

NBA DRAFT PICKS UNDER BROWNELL

| | |
|------|--|
| 2014 | K.J. McDaniels, 32nd to Philadelphia |
| 2017 | Jaron Blossomgame, 59th to San Antonio |

BROWNELL'S YEAR-BY-YEAR HEAD COACHING RECORD

| YEAR | SCHOOL | OVERALL | .PCT | CONF. | POSTSEASON |
|---------|----------------|---------|------|-------|-------------------------------|
| 2002-03 | UNC Wilmington | 24-7 | .744 | 15-3 | NCAA, 1st round |
| 2003-04 | UNC Wilmington | 15-15 | .500 | 9-9 | |
| 2004-05 | UNC Wilmington | 19-10 | .655 | 13-5 | |
| 2005-06 | UNC Wilmington | 25-8 | .758 | 15-3 | NCAA, 1st round |
| 2006-07 | Wright State | 23-10 | .697 | 13-3 | NCAA, 1st round |
| 2007-08 | Wright State | 21-10 | .677 | 12-6 | |
| 2008-09 | Wright State | 20-13 | .606 | 12-6 | |
| 2009-10 | Wright State | 20-12 | .625 | 12-6 | |
| 2010-11 | Clemson | 22-12 | .647 | 9-7 | NCAA, 2nd round |
| 2011-12 | Clemson | 16-15 | .516 | 8-8 | |
| 2012-13 | Clemson | 13-18 | .419 | 5-13 | |
| 2013-14 | Clemson | 23-13 | .639 | 10-8 | NIT, Semifinals |
| 2014-15 | Clemson | 16-15 | .516 | 8-10 | |
| 2015-16 | Clemson | 17-14 | .548 | 10-8 | |
| 2016-17 | Clemson | 17-16 | .515 | 6-12 | NIT, 1st Round |
| 2017-18 | Clemson | 25-10 | .714 | 11-7 | NCAA, Sweet Sixteen |
| 2018-19 | Clemson | 20-14 | .588 | 9-9 | NIT, 2nd Round |
| 2019-20 | Clemson | 16-15 | .516 | 9-11 | No Postseason Due to COVID-19 |
| 2020-21 | Clemson | 16-7 | .696 | 10-6 | |

HEAD COACHING SUMMARY

| | | | |
|-------------------|----------------|-------------|----------------|
| at UNC Wilmington | 83-40 | .675 | 52-20 |
| at Wright State | 84-45 | .651 | 49-21 |
| at Clemson | 201-149 | .574 | 95-99 |
| TOTALS | 368-234 | .611 | 196-140 |

NOTE: Conference record is regular season only.

NOTES

SERIES HISTORY VS. RUTGERS

- Clemson has a 2-1 advantage in the series with Rutgers. The series dates to the 1999 NIT when Clemson defeated the Scarlet Knights, 78-68, in the second round in a game at Rutgers. The Tigers went on to reach the championship game of the NIT that year.
- Clemson's leading scorer in that game was Terrell McIntyre with 16 points. He played all 40 minutes and added nine assists. Freshman Will Solomon scored 15 points off the bench and Andrius Jurkunas added 14, and Harold Jamison had 12.
- Rutgers won at Clemson on December 1, 2014, 69-64, but the Tigers came back the next year to win in a regular season tournament game in Las Vegas, Nev. Clemson won that most recent meeting on November 24, 2015 by a 76-58 score. Future NBA players Donte Grantham and Jaron Blossomgame each scored 22 points to lead the Tigers. Landry Nnoko hit 6-7 shots from the field and added 14.

RUTGERS (2-1)

at Clemson (0-1)

at Rutgers (1-0)

at Neutral Site (1-0)

| Year | Rank | Site | W/L | CU | Opp |
|---------|------|------|-----|----|-----|
| 1998-99 | | A | W | 78 | 68 |
| 2014-15 | | H | L | 64 | 69 |
| 2015-16 | | N | W | 76 | 58 |

CLEMSON'S NCAA HISTORY

- This is Clemson's 13th appearance in the NCAA Tournament. The Tigers have a 11-12 record in games played on the court. Clemson has advanced to the Elite Eight once (1980) and the Sweet 16 four of the previous 12 appearances (1990, 1997 and 2018 in addition to 1980). Clemson's appearance in the 1990 tournament was later vacated when freshman Wayne Buckingham was ruled academically ineligible. (Had the NCAA Clearinghouse been in place at the time, it would not have been an issue.) Buckingham later graduated from Clemson. Thus the 2-1 record from 1990 is vacated and the official record is 9-11.
- This is Clemson's first NCAA appearance since 2018 when head coach Brad Brownell took the Tigers to the Sweet 16.
- Clemson won its first two rounds against New Mexico State and Auburn to advance. The Tigers topped NMSU 79-68 in round one and then demolished Auburn 84-53 (largest victory margin by a lower seeded team in NCAA history). The Tigers fell to Kansas in the Sweet 16, 80-76.
- Gabe DeVoe put on a show in 2018, recording one of the best tournament performances by a Tiger in Clemson history.
- DeVoe scored the third-most points (75), which produced the best scoring average in Clemson NCAA Tournament history (25.0 per game).
- He scored a career-high 31 points against Kansas in the Sweet 16 - marking the most by a Tiger in his final game since Larry Nance had 34 vs. Temple in a NIT game on March 12, 1981.
- Prior to that performance, Kansas had not had an opponent score 30+ points in a game since Nov. 22, 2016 when Yante Maten of Georgia scored 30.
- In 2011, Clemson won its first round game in Dayton that year then lost to West Virginia in Tampa. Clemson made four consecutive NCAA Tournament appearances between 208-11, three under Oliver Purnell and one under Brownell. Clemson made three straight appearances under Rick Barnes from 1996-98.
- When Clemson was chosen for the tournament in 2008 it was the first time in 10 years Clemson had been selected.
- Brad Brownell was the first Clemson coach to take the Tigers to the NCAA Tournament in his first year when the Tigers advanced in 2011. When Brownell and the Tigers defeated UAB in 2011 it broke a five-game NCAA Tournament losing streak.

- Prior to 2018, Clemson last advanced to the final 32 of the NCAA Tournament in 1997 when Clemson reached the Sweet 16 with wins over Miami (OH) and Tulsa at a region in Kansas City. Clemson then lost to Minnesota in double overtime in a game in San Antonio in the round of 16.
- Clemson has 11 NCAA Tournament wins and eight of the 11 have taken place in the Central, Mountain or Pacific time zones. Clemson has just three wins in the Eastern time zone (Hartford in 1990 and Dayton in 2011).
- Clemson's first appearance was in 1980 and the Tigers advanced to the Elite Eight in that first appearance. Clemson defeated Utah State and BYU (and Danny Ainge) at Ogden, UT, then defeated Lamar (coached by Billy Tubbs) in Tucson, AZ before losing to UCLA (coached by Larry Brown) in the Elite Eight by 11 points. That is still the furthest Clemson has gotten in the tournament.

CLEMSON NCAA TOURNAMENT RESULTS (11-12)

| Year | Site | Seed | Opponent (Seed) | W-L | CU-Opp |
|------|-----------------------|------|-----------------------|-----|-------------|
| 1980 | Ogden, Utah | 6 | Utah State (11) | W | 76-73 |
| | Ogden, Utah | 6 | BYU (3) | W | 71-66 |
| | Tucson, Ariz. | 6 | Lamar (10) | W | 74-66 |
| | Tucson, Ariz. | 6 | UCLA (8) | L | 74-85 |
| 1987 | Atlanta, Ga. | 4 | SW Missouri St. (13) | L | 59-65 |
| 1989 | Boise, Idaho | 9 | St. Mary's (8) | W | 83-70 |
| | Boise, Idaho | 9 | Arizona (1) | L | 68-94 |
| 1990 | Hartford, Conn. | 5 | BYU (12) | W | 49-47 |
| | Hartford, Conn. | 5 | LaSalle (4) | W | 79-75 |
| | East Rutherford, N.J. | 5 | Connecticut (1) | L | 70-71 |
| 1996 | Albuquerque, N.M. | 9 | Georgia (8) | L | 74-81 |
| 1997 | Kansas City | 4 | Miami (Oh.) (13) | W | 68-56 |
| | Kansas City | 4 | Tulsa (5) | W | 65-69 |
| | San Antonio | 4 | Minnesota (1) | L | 84-90 (20T) |
| 1998 | Chicago | 6 | Western Michigan (11) | L | 74-78 |
| 2008 | Tampa, Fla. | 5 | Villanova (12) | L | 69-75 |
| 2009 | Kansas City | 7 | Michigan (10) | L | 59-62 |
| 2010 | Buffalo, N.Y. | 7 | Missouri (10) | L | 78-86 |
| 2011 | Dayton, Ohio | 12 | UAB (13) | W | 70-52 |
| | Tampa, Fla. | 12 | West Virginia (5) | L | 76-84 |
| 2018 | San Diego | 5 | New Mexico State (12) | W | 79-68 |
| | San Diego | 5 | Auburn (4) | W | 84-53 |
| | Omaha, Neb. | 5 | Kansas (1) | L | 76-80 |

Note: Official record is 9-11 as the games in 1980 were vacated.

TWO TIGERS HAVE NCAA TOURNAMENT EXPERIENCE

- This marks Clemson's second trip to the Big Dance in four years, which means two of the Tigers' seniors were members of the 2018 Sweet 16 team.
- Aamir Simms and Clyde Trapp were both freshmen on the 2018 team that finished 2-1 in the NCAA Tournament.
- Simms played in all three games and averaged 20.3 minutes per game. He scored 14 points and grabbed nine rebounds in those three contests.
- Simms was a perfect 4-for-4 with nine points and three rebounds against New Mexico State in the first round. The four field goals included a thunderous one-handed slam.
- Simms finished the tournament 6-for-8 from the field and 2-for-2 from 3-point range.
- Trapp played 13 total minutes was did not play in the game against Kansas.

BRAD BROWNELL NATIVE HOOSIER

- Clemson Head Coach Brad Brownell will return to his native state when the Tigers play in the NCAA Tournament in Indianapolis. Here are some facts about Brownell and his ties to the Hoosier state.
- Attended Harrison High School in Evansville, Ind. where he was a high school teammate of Indiana great Calbert Chaney, the 1992-93 National Player of the Year of college basketball.
- Graduated from DePauw University in Greencastle, Indiana. Led DePauw in assists three straight years and is still seventh in school history in that category with 332. Earned his bachelor's degree from DePauw in May of 1991.

- Began his coaching career as a graduate assistant at University of Evansville in 1991-92. Served under former Indiana player Jim Crews and helped that Evansville team to a 24-6 record.
- Served as an assistant coach at the University of Indianapolis for the 1992-93 and 1993-94 seasons. Earned a masters degree from the University of Indianapolis in May 1994.

BRAD BROWNELL HAS TAKEN THREE SCHOOLS TO NCAA TOURNAMENT

- Brad Brownell has taken three different schools to the NCAA Tournament, UNC Wilmington (twice), Wright State (once) and Clemson (now twice). He has posted a 3-5 record, with two victories coming in 2018 when Clemson made a run to the Sweet 16.
- He took UNC Wilmington to the tournament in 2003, his first year, and 2006, his last year. He took Wright State to the NCAA Tournament his first year. He took Clemson in 2011, his first year and now has the Tigers in the Big Dance this year, his eighth season at Clemson.
- Brownell has a 3-5 record in the NCAA Tournament, but three of the five losses have been by four points or less. In six of the eight games he has been the underdog in terms of seeding.
- In 2003, his UNC Wilmington team lost to Maryland on a buzzer shot by Drew Nicholas, 75-73 in a game in Nashville, TN. Maryland was a six seed and UNC Wilmington an 11 seed.
- In 2006, eighth seed George Washington defeated ninth seed UNC Wilmington 88-85 in overtime in a game in Greensboro, NC.
- In 2007, Wright State was a 14 seed against a third-seeded Pittsburgh and Pittsburgh came away with a 79-58 victory.
- In 2011 Clemson was the No. 12 seed against No. 13 UAB in the first round and came away with the victory, 70-52. The Tigers were the No. 12 against No. 5 West Virginia in the next game in Tampa and the Mountaineers won 84-76.
- In 2018 Clemson was the No. 5 against No. 12 New Mexico State in the first round and came away with the victory, 79-68. The Tigers were the No. 5 seed against No. 4 Auburn in the second round and demolished the Tigers 84-53.
- Clemson advanced to the Sweet 16 to play No. 1 Kansas and the Jayhawks won 80-76.

BRAD BROWNELL IN THE NCAA TOURNAMENT (3-5)

| Year | School | Site | Result |
|------|--------------|-------------------|--|
| 2003 | UNCW | Nashville, Tenn. | L, No. 6 Maryland, 75-73 |
| 2006 | UNCW | Greensboro, N.C. | L, No. 8 George Washington, 88-85 (OT) |
| 2007 | Wright State | Buffalo, N.Y. | L, No. 3 Pittsburgh, 79-58 |
| 2011 | Clemson | Dayton, Ohio | W, No. 13 UAB, 70-52 |
| 2011 | Clemson | Tampa, Fla. | L, No. 5 West Virginia, 84-76 |
| 2018 | Clemson | San Diego, Calif. | W, No. 12 NMSU, 79-68 |
| 2018 | Clemson | San Diego, Calif. | W, No. 4 Auburn, 84-53 |
| 2018 | Clemson | Omaha, Neb. | L, No. 1 Kansas, 80-76 |

CLEMSON'S HISTORIC WIN IN INDIANAPOLIS

- Clemson has played just one game in its history in Indianapolis, but it was quite a game and brought the program considerable national recognition.
- On Nov. 15, 1996, 20th ranked Clemson faced third-ranked Kentucky in the RCA Dome on the opening night of college basketball for the 1996-97 season. The game was played as part of a doubleheader and the Tigers and Wildcats were the second game in front of a crowd of 32,500, the largest crowd to see Clemson play a basketball game.
- Kentucky was the defending National Champion under head coach Rick Pitino and Clemson was an up-and-coming program under Rick Barnes.
- Clemson trailed 37-31 at halftime, but tied the game

NOTES

PRONUNCIATION GUIDE

COACHES

| | |
|-------------------------------------|----------------|
| HC Brad Brownell | BROW-nehl |
| Player Development Terrell McIntyre | TUH-rell |
| Athletic Trainer Brad Crowe | "Crow" |
| Video Coordinator Amit Tailor | uh-MEET Taylor |

PLAYERS

| | |
|---------------------------|--------------|
| F Jonathan Baehre | "Bear" |
| G Wells Hoag | Hohg |
| F Olivier-Maxence Prosper | Oh-LIV-ee-ay |

HOMETOWNS/HIGH SCHOOLS

| | |
|---------------------------------------|-------------|
| Weisbaden, Germany (Jonathan Baehre) | VEEZ-bod-en |
| Oconee High School (Ga.) (Parker Fox) | OH-cone-ee |
| Palmyra, Va. (Aamir Simms) | PAL-my-ruh |

and the two teams went into overtime tied at 63. Clemson won the extra period 16-8 to claim a 79-71 OT victory.

- Terrell McIntyre, currently on Brad Brownell's staff, was the starting point guard for the Tigers in that game and finished with 13 points, a team high seven rebounds (yes, the 5-9 guard led Clemson in rebounds in that game), three assists and no turnovers against the Kentucky press in 41 minutes. Harold Jamison led Clemson with 20 points and future NBA player Greg Buckner had 13 points, seven assists and six rebounds.
- It remains the highest ranked team Clemson has defeated in non-conference play. Kentucky went on to lose in the national championship game, while the Tigers advanced to the Sweet 16 in San Antonio before losing in double overtime to Minnesota.

CLEMSON 6-2 IN LAST EIGHT GAMES

- Clemson has won six-of-its-last-eight games entering the NCAA Tournament. A look to Clemson's previous 12 trips to the NCAA Tournament shows that this is the best record for the Tigers in the previous eight games entering the tournament.
- Clemson had a perfect February, going 5-0, the first perfect February since the 1989-90 season when the Tigers were 8-0. Clemson's only losses in its last eight games were at Syracuse by 10 points and to Miami in the ACC Tournament. Clemson had the ball down one with 14 seconds left in that game before losing 67-64.

CLEMSON RECORDS LAST EIGHT GAMES ENTERING NCAA TOURNAENT (Min. 10 wins, Top 100 NET Ranking)

| Year | Last 8 Games | NCAA Finish |
|---------|--------------|--------------------------------|
| 2020-21 | 6-2 | --- |
| 2017-18 | 3-5 | Sweet 16 |
| 2010-11 | 4-4 | Final 64 (Won First Four Game) |
| 2009-10 | 5-3 | Final 64 |
| 2008-09 | 3-5 | Final 64 |
| 2007-08 | 5-3 | Final 64 |
| 1997-98 | 5-3 | Final 64 |
| 1996-97 | 3-5 | Sweet 16 |
| 1995-96 | 4-4 | Final 64 |
| 1989-90 | 5-3 | Sweet 16 |
| 1988-89 | 4-4 | Final 32 |
| 1986-87 | 5-3 | Final 64 |
| 1979-80 | 5-3 | Elite 8 |

CLEMSON AGAINST THE BIG TEN

- This will be Clemson's third game against the Big Ten this year. Clemson defeated Purdue in a regular season tournament in Melbourne, Fla in the second game of the season, 81-70. Aamir Simms led the Tigers with 24 points, while Nick Honor added 17.
- On Nov. 9, Clemson defeated Maryland, 67-51 in the ACC vs. Big Ten Challenge at Clemson. Brad Brownell's team played perhaps its best half of the season by taking a

38-15 lead at halftime. Simms led a balanced attack with 16 points and seven rebounds.

- Clemson was the only non-conference team to beat two Big Ten teams this year. Both wins were over teams that are in the NCAA Tournament. Rutgers, Clemson's first round opponent, was 4-0 in non-conference play this year.

TIGERS HAVE EIGHT WINS OVER NCAA TOURNAMENT TEAMS

- Even though Clemson's season was limited to 23 games due to COVID19, Clemson has defeated eight teams that are in the NCAA Tournament, tied for the most in one year in program history.
- The 1996-97 Clemson team under Rick Barnes had eight wins over NCAA tourney teams, while Brad Brownell's 2017-18 team had seven. Both of those teams reached the Sweet 16 of the NCAAs.
- The victories over NCAA tourney teams this year included wins over Alabama (2), Florida State (4), Purdue (4), North Carolina (8), Georgia Tech (9), Maryland (10), Syracuse (11) and Morehead State (14). The four non-conference wins over NCAA tourney teams are a record for a season in Clemson history.

MOST WINS OVER NCAA TOURNAMENT TEAMS IN A SEASON

| Year | Wins | Teams (Seed) |
|---------|------|---|
| 1996-97 | 8 | Kentucky (1), Duke (2), South Carolina (2), Maryland (5, 2x), Virginia (9, 2x), Charleston Southern (15) |
| 2020-21 | 8 | Alabama (2), Purdue (4), Florida State (4), North Carolina (8), Georgia Tech (9), Maryland (10), Syracuse (11), Morehead State (14) |
| 2017-18 | 7 | North Carolina (2), Ohio State (5), Florida (6), Miami (6), NC State (9), Florida State (9), Texas Southern (16) |
| 1986-87 | 6 | Virginia (5, 2x), Georgia Tech (7, 2x), Florida State (9, 2x) |
| 1988-89 | 6 | Duke (2), North Carolina (2), Georgia Tech (6), South Carolina (12), MTSU (13) |
| 1989-90 | 6 | Duke (3), Georgia Tech (4), Virginia (7, 2x), North Carolina (8), Providence (9) |
| 1997-98 | 6 | South Carolina (3), Maryland (4), Florida State (12, 2x), Iowa (12), SC State (15) |
| 2009-10 | 6 | Maryland (4), Butler (5), Florida State (9, 2x), Georgia Tech (10), Winthrop (11) |
| 1979-80 | 5 | Maryland (5), North Carolina (3), NC State (4), Duke (4), Furman (10) |
| 1995-96 | 5 | Wake Forest (2), Georgia Tech (3), North Carolina (6), Maryland (7), Duke (8) |

CLEMSON RESUME ENTERING NCAA TOURNAMENT

- Clemson is ranked No. 21 in the RPI and first among ACC teams.
- Clemson's strength of schedule is No. 25 in the nation and second in the ACC. The Tigers trail North Carolina (19).
- The Tigers are No. 41 in the NET and sixth among ACC teams.
- Clemson's three Quad 1 Net wins rank tied for second in the ACC.
- The Tigers are 10-6 in Quad 1 and Quad 2 Net games. Clemson is second in the ACC in Quad 1 and Quad 2 wins.
- Clemson has four non-conference Power 5 conference wins (Mississippi State, Purdue, Maryland and Alabama), which is more than any other ACC team. As a result, Clemson's non-conference RPI is No. 12 in the nation.
- Clemson finished tied for fifth in the ACC standings overall with a 10-6 record.
- The Tigers have won six-out-of-eight with wins over North Carolina, Syracuse, Georgia Tech, Wake Forest, Miami and Pittsburgh.
- Clemson has wins over five of the top 25 winningest programs in college basketball history on a winning percentage basis. The Tigers already own wins over North Carolina (2nd), Syracuse (6th), Louisville (10th), Purdue (21st) and NC State (25th).

BRAD BROWNELL VS. 2020-21 OPPONENTS

| Opponent | at Clemson | Overall |
|----------------------|------------|---------|
| Alabama | 2-1 | 2-1 |
| Boston College | 11-3 | 11-3 |
| Duke | 3-10 | 3-10 |
| Florida State | 8-16 | 8-16 |
| Georgia Tech | 17-7 | 17-7 |
| Louisville | 4-4 | 4-4 |
| Maryland | 2-3 | 2-4 |
| Miami (Fla.) | 8-8 | 8-8 |
| Mississippi State | 1-1 | 1-2 |
| Morehead State | 1-0 | 1-0 |
| North Carolina | 3-11 | 3-13 |
| NC State | 9-10 | 9-10 |
| Notre Dame | 2-6 | 2-6 |
| Pittsburgh | 8-3 | 8-3 |
| Purdue | 1-0 | 1-0 |
| Rutgers | 1-1 | 1-1 |
| South Carolina | 5-5 | 5-5 |
| South Carolina State | 5-0 | 5-0 |
| Syracuse | 5-5 | 5-5 |
| Virginia | 2-13 | 2-13 |
| Virginia Tech | 6-10 | 6-10 |
| Wake Forest | 13-2 | 13-3 |

CLEMSON VS. 2020-21 OPPONENTS

| Opponent | Overall |
|----------------------|---------|
| Alabama | 7-4 |
| Boston College | 19-7 |
| Duke | 32-110 |
| Florida State | 34-45 |
| Georgia Tech | 74-66 |
| Louisville | 4-7 |
| Maryland | 51-90 |
| Miami (Fla.) | 17-14 |
| Mississippi State | 3-1 |
| Morehead State | 2-0 |
| North Carolina | 23-133 |
| NC State | 55-105 |
| Notre Dame | 2-6 |
| Pittsburgh | 8-3 |
| Purdue | 4-2 |
| Rutgers | 2-1 |
| South Carolina | 79-91 |
| South Carolina State | 14-1 |
| Syracuse | 7-5 |
| Virginia | 53-78 |
| Virginia Tech | 16-22 |
| Wake Forest | 65-100 |

CLEMSON AVERAGE NET RANKING OF WINS IS SEVENTH-BEST IN NATION

- Clemson is ranked 41st in the NET as of March 15, 2021. Clemson has a 16-7 overall record, 10-6 in the ACC.
- The Tigers have four non-conference wins over Power 5 Conference teams, the only ACC team that can make that claim.
- Clemson has four wins over teams ranked in the top 32 of the NET and four more over teams ranked 33-56.
- Clemson has top 30 NET wins over Alabama (No. 7 NET ranking), Purdue (No. 22) and Florida State (No. 25). Clemson has also defeated North Carolina (No. 32), Georgia Tech (No. 34), Maryland (35), Syracuse (40) and Louisville (No. 56).
- The average NET ranking of the teams Clemson has defeated is 91, 10th best in the nation. Alabama, a team Clemson defeated, is third at 73. Purdue, another team Clemson defeated is seventh at 83, while Maryland is tied for 12th at 94.
- The Tigers are 3-0 against teams listed in the top 12.

NOTES

LITTLEJOHN COLISEUM

First Game: Nov. 30, 1968 (Clemson 76, Georgia Tech 72)
Games: 773
Overall Record: 568-205 (.735)
Non-Conference: 348-44 (.888) | **ACC:** 220-161 (.577)
Brownell Era: 120-43 (.736) | **Non-Con:** 60-12 (.833) | **ACC:** 60-31 (.659)
Total Attendance (Avg.): 6,284,895 (8,131)
Total Attendance (Avg. Minus COVID-19): 6,263,292 (8,231)
Most Wins / Season: 16 (2006-07; 2013-14)

LITTLEJOHN COLISEUM HOME RECORD

| Year | Overall | Pct. | Attn. | Avg. |
|---------|---|-------|---------|--------|
| 1968-69 | 4-7 | .364 | 55,150 | 5,014 |
| 1969-70 | 6-5 | .546 | 50,877 | 4,625 |
| 1970-71 | 8-4 | .667 | 63,488 | 5,291 |
| 1971-72 | 6-4 | .600 | 81,278 | 8,128 |
| 1972-73 | 9-2 | .818 | 85,750 | 7,795 |
| 1973-74 | 9-4 | .692 | 103,519 | 7,963 |
| 1974-75 | 11-1 | .917 | 113,515 | 9,460 |
| 1975-76 | 8-5 | .615 | 107,220 | 8,248 |
| 1976-77 | 13-2 | .867 | 134,841 | 8,883 |
| 1977-78 | 10-5 | .667 | 138,115 | 9,208 |
| 1978-79 | 13-3 | .813 | 144,535 | 9,033 |
| 1979-80 | 15-0 | 1.000 | 130,900 | 8,727 |
| 1980-81 | 12-4 | .750 | 145,792 | 9,112 |
| 1981-82 | 11-5 | .688 | 139,731 | 8,733 |
| 1982-83 | 9-7 | .563 | 131,063 | 8,191 |
| 1983-84 | 11-5 | .688 | 129,600 | 8,100 |
| 1984-85 | 12-4 | .750 | 130,136 | 8,134 |
| 1985-86 | 14-5 | .737 | 144,699 | 7,616 |
| 1986-87 | 15-2 | .882 | 142,274 | 7,328 |
| 1987-88 | 12-4 | .750 | 117,250 | 7,328 |
| 1988-89 | 13-1 | .929 | 114,123 | 8,151 |
| 1989-90 | 14-0 | 1.000 | 122,540 | 8,753 |
| 1990-91 | 9-7 | .563 | 121,314 | 7,582 |
| 1991-92 | 12-4 | .750 | 114,691 | 7,168 |
| 1992-93 | 11-5 | .688 | 113,803 | 7,113 |
| 1993-94 | 11-4 | .733 | 108,074 | 7,205 |
| 1994-95 | 11-5 | .688 | 116,754 | 7,297 |
| 1995-96 | 14-2 | .875 | 150,037 | 9,377 |
| 1996-97 | 12-3 | .800 | 147,019 | 9,801 |
| 1997-98 | 11-3 | .786 | 156,103 | 11,151 |
| 1998-99 | 12-3 | .800 | 141,728 | 9,449 |
| 1999-00 | 7-9 | .438 | 142,679 | 8,918 |
| 2000-01 | 9-7 | .563 | 137,909 | 8,619 |
| 2001-02 | 8-8 | .500 | 139,954 | 8,747 |
| 2002-03 | 5-4 | .555 | 80,600 | 8,956 |
| 2003-04 | 10-6 | .625 | 122,900 | 7,681 |
| 2004-05 | 10-5 | .667 | 111,886 | 7,459 |
| 2005-06 | 12-4 | .750 | 106,251 | 6,641 |
| 2006-07 | 16-4 | .800 | 147,122 | 7,356 |
| 2007-08 | 14-2 | .875 | 137,739 | 8,609 |
| 2008-09 | 13-3 | .813 | 135,619 | 8,476 |
| 2009-10 | 14-2 | .875 | 151,442 | 9,465 |
| 2010-11 | 15-2 | .882 | 140,920 | 8,289 |
| 2011-12 | 11-5 | .688 | 125,249 | 7,828 |
| 2012-13 | 8-7 | .533 | 118,305 | 7,887 |
| 2013-14 | 16-3 | .842 | 142,231 | 7,486 |
| 2014-15 | 11-6 | .611 | 129,800 | 7,635 |
| 2015-16 | Home games held in Greenville, S.C. due to renovation | | | |
| 2016-17 | 11-6 | .611 | 123,442 | 7,262 |
| 2017-18 | 15-1 | .938 | 123,895 | 7,743 |
| 2018-19 | 14-5 | .737 | 133,290 | 7,015 |
| 2019-20 | 11-6 | .647 | 116,139 | 6,832 |
| 2020-21 | 11-1 | .912 | 21,613* | 1,801 |

* - limited capacity due to COVID-19 regulations and protocols (1,876 max capacity).

Largest Crowds

| Attendance | Date | W/L | Results |
|------------|-----------|-----|------------------------------|
| 13,863 | 1-9-1980 | W | Clemson 87, Duke 82 (OT) |
| 13,136 | 2-28-1990 | W | Clemson 97, Duke 93 |
| 12,632 | 1-29-1977 | W | Clemson 93, UNC 73 |
| 12,611 | 1-7-1987 | W | Clemson 73, NC State 69 |
| 12,267 | 1-19-1981 | L | Virginia 74, Clemson 59 |
| 12,258 | 1-17-1981 | L | Maryland 68, Clemson 62 (OT) |
| 12,013 | 2-24-1990 | W | Clemson 69, UNC 61 |
| 11,909 | 1-11-1978 | L | Duke 107, Clemson 85 |
| 11,800 | 1-22-1975 | W | Clemson 83, Maryland 82 |
| 11,800 | 2-22-1975 | W | Clemson 92, NC State 70 |
| 11,800 | 1-24-1976 | L | Virginia 69, Clemson 62 |
| 11,742 | 1-23-1988 | W | Clemson 69, S. Carolina 65 |

Note: The arena was named for J.C. Littlejohn, a long-time Clemson University employee, for many years the school's business manager.

AVERAGE NET RANKING OF WINS (Min. 10 wins, Top 100 NET Ranking)

| Rank | Team | W-L | ANETW |
|------|---------------|-------|-------|
| 1. | Michigan | 20-4 | 71 |
| | Penn State | 11-14 | 71 |
| 3. | Alabama | 24-6 | 73 |
| 4. | Illinois | 23-6 | 74 |
| | Ohio State | 21-9 | 74 |
| 6. | Missouri | 16-9 | 82 |
| 7. | Purdue | 18-9 | 83 |
| 8. | Rutgers | 15-11 | 90 |
| | Georgetown | 13-12 | 90 |
| 10. | Clemson | 16-7 | 91 |
| 11. | Villanova | 16-6 | 92 |
| 12. | Florida | 14-9 | 94 |
| | Maryland | 15-13 | 94 |
| 14. | Seton Hall | 14-13 | 97 |
| 15. | West Virginia | 18-9 | 98 |

ANETW signifies the average ranking of NET victories

CLEMSON FIVE SPOTS AHEAD OF PRESEASON PREDICTION

- With a 10-6 record, Clemson finished the season in a tie for fifth place in the ACC standings entering games. The Tigers were picked 10th in the preseason vote by the Atlantic Coast Conference Media – a five-place improvement over the preseason prediction.
- Brad Brownell's team has the second-best standing relative to its preseason prediction. Only Virginia Tech is better, standing eight spots ahead of its preseason prediction. Virginia Tech was 11th in the preseason media poll and finished in third.
- Brownell's teams have finished equal to or better than its preseason prediction by the ACC media in seven-of-his previous 10 years. That includes a 10-place improvement in 2017-18 when the Tigers were picked 13th in the preseason and finished third.
- That is the all-time record improvement in ACC history from the preseason to the postseason. That team also reached the Sweet 16 of the NCAA Tournament and Brownell was named the National College Coach of the Year by *Sports Illustrated*.
- As you can see by the chart below, his 2013-14 finished eighth spots ahead of its prediction and the 2015-16 team was five spots better.

2020-21 ACC Standings: Preseason vs. Current (Final Standings)

| Rank | Team | W-L | Preseason | +/- |
|------|----------------|------|-----------|-----|
| 1. | Virginia | 13-4 | 1st | E |
| 2. | Florida State | 11-4 | 3rd | +1 |
| 3. | Virginia Tech | 9-4 | 11th | +8 |
| 4. | Georgia Tech | 11-6 | 9th | +5 |
| 5. | Clemson | 10-6 | 10th | +5 |
| | North Carolina | 10-6 | 4th | -1 |
| 7. | Louisville | 8-5 | 5th | -2 |
| 8. | Syracuse | 9-7 | 6th | -2 |
| 9. | NC State | 9-8 | 8th | -1 |
| 10. | Duke | 9-9 | 2nd | -8 |
| 11. | Notre Dame | 7-11 | 12th | +1 |
| 12. | Pittsburgh | 6-10 | 13th | +1 |
| 13. | Miami (Fla.) | 4-15 | 7th | -6 |
| 14. | Wake Forest | 3-15 | 15th | +1 |
| 15. | Boston College | 2-11 | 14th | -1 |

CLEMSON ACC STANDING RELATIVE TO PRESEASON RANKING UNDER HEAD COACH BRAD BROWNELL

| Year | Preseason | Final Record | Rank | +/- |
|---------|-----------|--------------|------|-----|
| 2020-21 | 10th | 10-6 | 5th | +5 |
| 2019-20 | 11th | 9-11 | 8th | +3 |
| 2018-19 | 6th | 9-9 | 9th | -3 |
| 2017-18 | 13th | 11-7 | 3rd | +10 |
| 2016-17 | 11th | 6-12 | 12th | -1 |
| 2015-16 | 12th | 10-8 | 7th | +5 |
| 2014-15 | 11th | 8-10 | 9th | +2 |
| 2013-14 | 14th | 10-8 | 6th | +8 |
| 2012-13 | 8th | 5-13 | 11th | -3 |
| 2011-12 | 7th | 8-8 | 7th | E |
| 2010-11 | 7th | 9-7 | 4th | +3 |

TIGERS IN THE NBA

Randy Mahaffey, F
 Kentucky Colonels 1968-69
 New York Nets 1969-70
 Carolina Cougars 1970-71

Skip Wise, G
 San Antonio Spurs 1975-76

Tree Rollins, C
 Atlanta Hawks 1978-88
 Cleveland Cavaliers 1989-90
 Detroit Pistons 1990-91
 Houston Rockets 1991-93
 Orlando Magic 1993-95

Larry Nance, F
 Phoenix Suns 1982-88
 Cleveland Cavaliers 1988-94

Horace Grant, F
 Chicago Bulls 1988-94
 Orlando Magic 1994-99, 2001-03
 Seattle Supersonics 1999-2000
 Los Angeles Lakers 2000-01, 2003-04

Devin Gray, F
 San Antonio Spurs, Sacramento Kings 1996-97
 Houston Rockets 1999-2000

Elden Campbell, C
 Los Angeles Lakers 1990-99
 Charlotte/New Orleans Hornets 1999-2002
 Seattle Supersonics 2002-03
 Detroit Pistons 2003-05

Dale Davis, F
 Indiana Pacers 1991-2000, 2004-05
 Portland Trailblazers 2000-04
 Golden State Warriors 2004-05
 Detroit Pistons 2005-07

Chris Whitney, G
 San Antonio Spurs 1993-95
 Washington Wizards 1995-2002, 2003-04
 Denver Nuggets 2002-03
 Orlando Magic 2002-03

Sharone Wright, C
 Philadelphia 76ers 1994-95
 Toronto Raptors 1995-98

Greg Buckner, G
 Dallas Mavericks 1999-2002, 2006-07
 Philadelphia 76ers 2002-04
 Denver Nuggets 2004-06
 Minnesota Timberwolves 2007-08
 Memphis Grizzlies 2008-09

Harold Jamison, F
 Miami Heat 1999-2000
 Los Angeles Clippers 2001-02

Will Solomon, G
 Memphis Grizzlies 2001-02
 Toronto Raptors, Sacramento Kings 2008-09

Trevor Booker, F
 Washington Wizards 2010-14
 Utah Jazz 2014-16
 Brooklyn Nets 2016-18
 Indiana Pacers 2018

K.J. McDaniels, G
 Philadelphia 76ers 2014-15
 Houston Rockets 2015-17
 Brooklyn Nets 2017
 Toronto Raptors 2017

Jaron Blossomgame, F
 Cleveland Cavaliers 2018-19

Donte Grantham, F
 Oklahoma City Thunder 2018-19

NOTES

1,000 POINT SCORERS

CLEMSON TIGER BASKETBALL 1,000-POINT CLUB

| Rk | Name | Years | GP | Avg | Pts |
|-----|-------------------|---------|-----|------|------|
| 1. | Elden Campbell* | 1986-90 | 123 | 15.3 | 1880 |
| 2. | Terrell McIntyre* | 1995-99 | 126 | 14.6 | 1839 |
| 3. | Butch Zatezalo* | 1967-70 | 75 | 23.5 | 1761 |
| 4. | Greg Buckner* | 1994-98 | 122 | 14.4 | 1754 |
| 5. | Jaron Blossomgame | 2013-17 | 128 | 13.5 | 1733 |
| 6. | Trevor Booker* | 2006-10 | 134 | 12.9 | 1725 |
| 7. | Horace Grant* | 1983-87 | 122 | 13.9 | 1696 |
| 8. | K.C. Rivers* | 2005-09 | 134 | 12.6 | 1684 |
| 9. | Dale Davis* | 1987-91 | 121 | 13.6 | 1650 |
| 10. | Bill Yarborough* | 1952-57 | 85 | 18.3 | 1553 |
| 11. | Vincent Hamilton* | 1980-85 | 116 | 13.2 | 1530 |
| 12. | Marcquise Reed | 2016-19 | 99 | 15.0 | 1484 |
| 13. | Cliff Hammonds* | 2004-08 | 134 | 10.9 | 1465 |
| 14. | Tree Rollins* | 1973-77 | 110 | 13.3 | 1463 |
| 15. | Will Solomon | 1998-01 | 94 | 15.2 | 1431 |
| 16. | Stan Rome | 1974-78 | 109 | 12.5 | 1365 |
| | Demontez Stitt | 2007-11 | 126 | 10.8 | 1365 |
| 18. | Vince Yockel* | 1955-58 | 74 | 18.2 | 1350 |
| 19. | Larry Nance* | 1977-81 | 117 | 11.5 | 1341 |
| 20. | Devin Gray | 1991-95 | 94 | 14.1 | 1322 |
| 21. | Jim Brennan* | 1961-64 | 76 | 17.3 | 1317 |
| 22. | Sharon Wright* | 1991-94 | 92 | 14.2 | 1308 |
| 23. | Vernon Hamilton | 2003-07 | 127 | 9.7 | 1238 |
| 24. | Harold Jamison | 1995-99 | 129 | 9.5 | 1231 |
| 25. | Jim Sutherland* | 1964-67 | 71 | 17.3 | 1230 |
| 26. | Edward Scott* | 1999-03 | 112 | 10.9 | 1226 |
| 27. | Andre Young | 2008-12 | 129 | 9.5 | 1223 |
| 28. | Shawan Robinson | 2002-06 | 120 | 9.8 | 1177 |
| 29. | Randy Mahaffey* | 1964-67 | 73 | 16.0 | 1171 |
| 30. | Sharrod Ford | 2001-05 | 118 | 9.8 | 1154 |
| | Devin Booker | 2009-13 | 128 | 9.0 | 1154 |
| 32. | Choppy Patterson* | 1959-63 | 76 | 14.8 | 1131 |
| 33. | Jerry Pryor | 1985-89 | 123 | 9.1 | 1124 |
| 34. | Aamir Simms | 2017-21 | 121 | 9.1 | 1107 |
| 35. | Donte Grantham | 2014-18 | 114 | 9.6 | 1100 |
| 36. | Shelton Mitchell | 2016-19 | 94 | 11.6 | 1084 |
| 37. | Billy Williams* | 1977-80 | 85 | 12.7 | 1078 |
| 38. | Johnny Snee | 1948-52 | 82 | 13.1 | 1077 |
| 39. | Colon Abraham | 1874-78 | 106 | 10.0 | 1061 |
| 40. | K.J. McDaniels | 2011-14 | 94 | 11.0 | 1035 |
| 41. | Richie Mahaffey | 1966-70 | 75 | 13.6 | 1019 |
| 42. | Derrick Johnson | 1975-79 | 111 | 9.1 | 1014 |

Note: Names in bold played for Head Coach Brad Brownell;
* - signifies Clemson Hall of Fame

BOLD signifies years that Clemson finished at least even with
preseason rank.

CLEMSON FINISHES WITH DOUBLE-DIGIT ACC WINS

- With a 77-62 win over Pittsburgh (March 6), the Tigers clinched its seventh season of winning at least 10 ACC games.
- Head Coach Brad Brownell has coached four of the teams that have secured double-digit ACC victories.
- The 10-6 mark (.625) is the best win percentage in league play since the 2007-08 season.
- The Clemson record for wins in the ACC is 11 - set by Brownell's 2017-18 (11-7) squad that later reached the Sweet 16.
- The 11 victories ties the record for wins in any conference. Clemson was 11-4 in the Southern Conference under Head Coach Banks McFadden in 1951-52.

CLEMSON'S MOST ACC WINS IN A SEASON

| Year | Overall | ACC (Finish) |
|---------|---------|--------------|
| 2017-18 | 22-8 | 11-7 (T-3rd) |
| 1986-87 | 25-6 | 10-4 (2nd) |
| 1989-90 | 24-8 | 10-4 (1st) |
| 2020-21 | 16-6 | 10-6 (T-5th) |
| 2007-08 | 24-10 | 10-6 (3rd) |
| 2013-14 | 23-13 | 10-8 (6th) |
| 2015-16 | 17-14 | 10-8 (7th) |

BRAD BROWNELL WINS 100TH GAME AGAINST ACC OPPONENT

- Head Coach Brad Brownell won his 100th game against an ACC team with a 77-62 win over Pittsburgh (March 6).
- That is 41 more wins than the next closest coach in Clemson history. Cliff Ellis had 59 wins in 159 tries from 1985-94.

CLEMSON WAS HARD TO BEAT AT HOME THIS SEASON

- Clemson finished the regular season with an 11-1 (.917) home record. That winning percentage ranks highly all-time for Tiger basketball teams in Littlejohn Coliseum.
- Head Coach Brad Brownell has two seasons in the top five all-time in Littlejohn Coliseum history, which dates back to the 1968-69 season.
- In a COVID-19 year, the Tigers limited their attendance to 1,876 per home game. Clemson finished with 21,613 for the season in 12 home contests.
- That figure finished the regular season good for 19th in the country.

LITTLEJOHN COLISEUM HOME RECORD

| Rk. | Year | Overall | Pct. | Attn. | Avg. |
|-----|---------|---------|-------|---------|--------|
| 1. | 1979-80 | 15-0 | 1.000 | 130,900 | 8,727 |
| 2. | 1989-90 | 14-0 | 1.000 | 122,540 | 8,753 |
| 3. | 2017-18 | 15-1 | .938 | 123,895 | 7,743 |
| 4. | 1988-89 | 13-1 | .929 | 114,123 | 8,151 |
| 5. | 2020-21 | 11-1 | .917 | 21,613* | 1,801* |
| | 1974-75 | 11-1 | .917 | 113,515 | 9,460 |

BOLD ITALIC - Brad Brownell coached teams; * - limited capacity due to COVID-19 regulations and protocols (1,876 max capacity).

CLEMSON'S DOUBLE-DIGIT ACC VICTORIES

- Clemson owns five double-digit wins in the league this season. Four of those have come since the start of February.

2020-21 DOUBLE-DIGIT ACC WINS

| Date | Opponent | Score | Margin |
|----------|----------------|-------|--------|
| 3-6-21 | Pittsburgh | 77-62 | +15 |
| 2-24-21 | at Wake Forest | 60-39 | +21 |
| 2-6-21 | Syracuse | 78-61 | +17 |
| 2-2-21 | North Carolina | 63-50 | +13 |
| 12-29-20 | Florida State | 77-67 | +10 |

BENCH POINTS GALORE VS. PITT

- Clemson produced a season-high 45 points off its bench against Pittsburgh (March 6). It had help from Al-Amir Dawes (21) and Hunter Tyson (16) who provided 37 of the output.
- The most bench points scored by a Brownell team at Clemson was 47 on January 1, 2013 against the Citadel.
- In Clemson's last three games the Tigers have produced 94 bench points - almost reaching the best three-game stretch in the Brownell Era.
- The most in a three-game stretch of games scored off the bench is 97 points: 34 vs. SC State (12/23/12); 47 vs. The Citadel (1/1/13); 16 vs. Florida State (1/5/13).

CLEMSON'S DEFENSE LAST THREE SEASONS

- Clemson has finished in the top 15 of adjusted defensive efficiency in two of the last three seasons and is currently top 15 again this season at No. 15.
- The Tigers are one of just seven total programs to claim that accomplishment of a top 15 finish in three-of-the-last-four seasons spanning of 2017-20.
- The Tigers join Virginia, Michigan, Texas Tech, Duke, Michigan State and Houston as the only programs who can make this defensive claim.
- Clemson finished 14th nationally in 2018-19 and 7th nationally in 2017-18. The Tigers dipped to No. 33 last season.
- The Tigers are currently No. 15 in KenPom's defensive efficiency rating (89.8).

CLEMSON BIRTHDAYS

| | |
|--------------|-------------------------|
| January 6 | O'Neil McBride |
| February 15 | Wells Hoag |
| February 17 | Aamir Simms |
| February 21 | PJ Hall |
| April 8 | Chase Hunter |
| June 13 | Hunter Tyson |
| June 17 | Alex Hemenway |
| July 3 | Olivier-Maxence Prosper |
| July 15 | Parker Fox |
| August 2 | John Newman III |
| September 12 | Jonathan Baehre |
| September 28 | Al-Amir Dawes |
| October 3 | Nick Honor |
| November 15 | Brad Brownell |
| December 17 | Lynn Kidd |
| December 23 | Clyde Trapp |

- Of the programs mentioned above, only Michigan (No. 4) and Houston (No. 5) are currently ahead of Clemson.

TIGERS ROLL DEMON DEACONS BY 21

- Clemson rolled by Wake Forest en route to a 21-point victory, 60-39, on Feb. 24.
- It marked the first double-digit ACC road win of the season for the Tigers and the 10th under Head Coach Brad Brownell.
- The 21-point road victory margin is the second-best during the Brownell Era. Only a 23-point win at Georgia Tech in the 2018-19 season is better.

CLEMSON ACC ROAD WINS BY DOUBLE DIGITS UNDER BRAD BROWNELL

| Year | Opponent | Margin | CU-Opp |
|---------|----------------|--------|--------|
| 2020-21 | Wake Forest | +21 | 60-39 |
| 2019-20 | Pittsburgh | +20 | 72-52 |
| | Boston College | +18 | 82-64 |
| 2018-19 | Georgia Tech | +23 | 65-42 |
| | Pittsburgh | +14 | 62-48 |
| 2015-16 | Wake Forest | +14 | 76-62 |
| | Boston College | +16 | 66-50 |
| 2014-15 | NC State | +11 | 68-57 |
| 2011-12 | Wake Forest | +20 | 78-58 |
| | Georgia Tech | +19 | 56-37 |

FEWEST FIELD GOALS ALLOWED LAST 41 SEASONS

- Clemson limited Wake Forest to just 12 made field goals on Feb. 24 in a 60-39 win.
- It marked just the eighth time since 1979-80 that Clemson has limited its opponent to 12 made field goals or less.
- The game at Wake Forest marked just the third time during that 41 season stretch that the Tigers have held an ACC team to 12 or fewer field goals.
- The 12 made field goals is tied for the second-fewest Wake Forest has made in a game in their history.

CLEMSON'S GAMES ALLOWING 12 OR FEWER FIELD GOALS (SINCE 1979-80)

| Date | Opponent | Site | FGM | W/L | Score |
|----------|----------------|------|-----|-----|-------|
| 2-24-21 | Wake Forest | A | 12 | W | 60-39 |
| 2-27-19 | Pittsburgh | A | 12 | W | 62-48 |
| 11-13-13 | Delaware State | H | 12 | W | 58-37 |
| 12-17-10 | Savannah State | H | 11 | W | 61-40 |
| 12-29-04 | East Carolina | H | 12 | W | 74-40 |
| 2-15-98 | Florida State | A | 11 | W | 78-49 |
| 2-6-96 | Wofford | H | 9 | W | 77-28 |
| 12-29-93 | Army | N | 9 | W | 72-48 |

SECOND-FEWEST POINTS FOR WAKE FOREST AT HOME IN ACC ERA

- Clemson limited Wake Forest to just 39 points - marking it the second-fewest points that the Demon Deacons have scored at home during the ACC Era (since 1953).
- It also marks the second-fewest points scored in LJV

NOTES

Coliseum for the Demon Deacons.

- Clemson limited Wake Forest to just 37 points on Feb. 3, 2019 - the second-fewest points scored on the road in the ACC Era (since 1953).
- Wake Forest's field goal percentage of 25.5 percent (12-47) is the ninth-lowest field goal percentage in program history.
- Conversely, it is the 13th-worst field goal percentage the Tigers have held an opponent to in history.

WAKE FOREST'S FEWEST POINTS AT HOME (ACC ERA)

| Date | Opponent | Site | W/L | Score |
|---------|----------------|------|-----|-------|
| 2-25-15 | Virginia | H | L | 34-70 |
| 2-24-21 | Clemson | H | L | 39-60 |
| 1-14-12 | NC State | H | L | 40-76 |
| 1-23-99 | North Carolina | H | L | 40-52 |
| 2-23-80 | NC State | H | L | 41-44 |
| 2-22-68 | Duke | H | L | 41-50 |

FEWEST POINTS ALLOWED IN ACC ROAD GAME

- Allowing just 39 points to Wake Forest on the road was the second-fewest allowed by Clemson in an ACC road game in history.
- The Tigers held Georgia Tech to just 37 in a 64-37 win on Feb. 21, 2012.

CLEMSON WHEN ALLOWING 40 OR LESS POINTS

- Taking it one step further, Clemson has allowed 40 points or less on 10 occasions during Brownell's tenure as head coach.
- The Tigers have accomplished this feat twice during ACC play, while the other eight contests have been out-of-conference games.
- Clemson notched its first of the 2020-21 season with a 75-38 beating of SC State on Dec. 2.
- The Tigers' second of the season came in dominant fashion on the road at Wake Forest.
- The 39 points surrendered to the Demon Deacons were the second-fewest they have scored at home in the ACC Era (since 1953).

CLEMSON'S RECORD IN GAMES ALLOWING 40 POINTS OR LESS (UNDER BROWNELL)

| Date | Opponent | Site | W/L | Score |
|---------------|------------------|------|-----|-------|
| Feb. 21, 2021 | Wake Forest | A | W | 60-39 |
| Dec. 2, 2020 | SC State | H | W | 75-38 |
| Dec. 20, 2019 | Jacksonville | H | W | 68-39 |
| Feb. 3, 2018 | Wake Forest | H | W | 64-37 |
| Nov. 13, 2015 | NC Central | H | W | 74-40 |
| Dec. 14, 2013 | Furman | H | W | 71-35 |
| Nov. 29, 2013 | Coastal Carolina | H | W | 69-40 |
| Nov. 13, 2013 | Delaware State | H | W | 58-37 |
| Feb. 21, 2012 | Georgia Tech | A | W | 56-37 |
| Dec. 17, 2011 | Winthrop | H | W | 60-40 |
| Dec. 17, 2010 | Savannah State | H | W | 61-40 |
| RECORD | | | | 11-0 |

CLEMSON TOUGH TO BEAT WHEN ALLOWING 50 OR LESS POINTS

- In Brad Brownell's tenure as head coach at Clemson, the Tigers are a combined 50-2 when they allow 50 or less points to its opponent.
- The Tigers have won their last 29 contests in which they have allowed 50 or less points (29-0).
- The third time in ACC play this season and fifth time overall, the Tigers allowed just 39 points in a 60-39 rout of Wake Forest.
- The second time in ACC play in 2020-21 and fourth time overall, the Tigers allowed 50 points or less in 63-50 win over North Carolina.
- The 50 points allowed to the Tar Heels was the fewest in the series since 1985 and tied for the fewest allowed since 1940.
- The Tigers also held Louisville to 50 or less in a 54-50 victory over No. 25 Louisville (Jan. 27).

- For the second time in 2020-21, the Tigers held their opponent to less than 50 points. Clemson held SC State to just 38 points in the Tigers' home opener.
- In the 2020-21 season opener, the Tigers held Mississippi State to just 42 points in an 11-point victory.
- The Tigers held Jacksonville to just 39 total points (only 11 in the second half) en route to a 68-39 victory last season.
- In just the Tigers' second game of the 2019-20 season, they held Presbyterian to just 45 points, marking the first time this season they have held an opponent under the 50-point threshold.
- Clemson went 4-0 during 2018-19 in such games.
- The Tigers topped Pittsburgh with a 62-48 victory on the road on Feb. 27.
- Clemson rolled Georgia Tech on the road on Feb. 6, 65-42, and clinching the fewest points allowed in consecutive ACC games in Clemson history.
- The Tigers dominated Wake Forest on Feb. 3, 64-37, holding the Demon Deacons to the lowest point total allowed in an ACC game under Brownell.
- The 37 points ties Georgia Tech from a Feb. 21, 2012, 56-37, Tiger victory.
- The 40th win came on Nov. 20 in the Cayman Islands Classic semifinals with a 64-49 win over Georgia.
- The only losses on the record are losses to Virginia (49-47, Feb. 2, 2011) and Miami (45-43, Feb. 17, 2013).

CLEMSON'S RECORD IN GAMES ALLOWING 50 POINTS OR LESS (UNDER BROWNELL)

| Year | Record |
|---------|--------|
| 2010-11 | 6-1 |
| 2011-12 | 7-0 |
| 2012-13 | 6-1 |
| 2013-14 | 9-0 |
| 2014-15 | 3-0 |
| 2015-16 | 4-0 |
| 2016-17 | 2-0 |
| 2017-18 | 2-0 |
| 2018-19 | 4-0 |
| 2019-20 | 2-0 |
| 2020-21 | 5-0 |
| RECORD | 50-2 |

CLEMSON HAS 4 WINS OVER TOP 15 WINNINGEST PROGRAMS

- Clemson has already recorded four wins this season over programs that are ranked in the top 15 in college basketball history in overall wins, winning percentage or both.
- Clemson has defeated North Carolina 63-50 and the Tar Heels are second in NCAA Division I history in winning percentage and third in total wins.
- Clemson also has a 17-point win over Syracuse, a program that is sixth in overall wins and seventh in percentage.
- Clemson's second win this season was also a double digit triumph over Purdue when the Tigers won the Space Coast Challenge in Melbourne, Fla.
- The Boilermakers are 14th in overall wins and 25th in winning percentage.
- Louisville is 11th in NCAA history in winning percentage and 26th (soon to be 25th as it will soon pass Princeton, who is not playing this year) in total wins.
- Clemson had a chance for a fifth win over a top 15 program until its game at Notre Dame on Feb. 17th was postponed.

CLEMSON'S DEFENSE UNDER BROWNELL

- Clemson's defense this season has been otherworldly as they utilize their depth to pick teams up in the full court.
- Head Coach Brad Brownell is known for his meticulous tactics defensively, and it's a reason why of all full seasons played during the ACC Era, Brownell's teams are prevalent.
- Seven of his teams are in the Top 10 in Clemson history when it comes to scoring defense.

- Nine of his 10 full seasons are in the Top 20 in Clemson history.

CLEMSON'S TOP SCORING DEFENSIVE SEASONS

| Year | Head Coach | Scoring Defense |
|---------|----------------|-----------------|
| 2013-14 | Brad Brownell | 58.4 |
| 2012-13 | Brad Brownell | 60.1 |
| 2011-12 | Brad Brownell | 60.6 |
| 2010-11 | Brad Brownell | 61.4 |
| 1996-97 | Rick Barnes | 61.5 |
| 2020-21 | Brad Brownell | 62.0 |
| 2014-15 | Brad Brownell | 62.2 |
| 1994-95 | Rick Barnes | 62.5 |
| 1995-96 | Rick Barnes | 63.0 |
| 2018-19 | Brad Brownell | 63.9 |
| 2019-20 | Brad Brownell | 64.1 |
| 1958-59 | Press Maravich | 64.2 |
| 1999-00 | Larry Shyatt | 64.4 |
| 1998-99 | Larry Shyatt | 64.4 |
| 2015-16 | Brad Brownell | 64.5 |
| 2009-10 | Oliver Purnell | 64.5 |
| 1981-82 | Bill Foster | 65.2 |
| 1997-98 | Rick Barnes | 65.3 |
| 1978-79 | Bill Foster | 65.6 |
| 2006-07 | Oliver Purnell | 65.7 |
| 2017-18 | Brad Brownell | 65.9 |

BOLD signifies a season that is not complete

HOLDING OPPONENTS TO 15 POINTS OR LESS IN A SINGLE HALF (BROWNELL ERA)

| Date | Site | Half | Opponent | Points | Final |
|----------|------|------|--------------|--------|----------|
| 2-24-21 | A | 1st | Wake Forest | 15 | W, 60-39 |
| 12-9-20 | H | 1st | Maryland | 15 | W, 67-51 |
| 2-15-20 | H | 1st | Louisville | 14 | W, 77-62 |
| 12-20-19 | H | 2nd | Jacksonville | 11 | W, 68-39 |
| 12-15-15 | H | 2nd | Presbyterian | 15 | W, 69-41 |
| 11-8-13 | H | 1st | Stetson | 15 | W, 71-51 |
| 2-14-13 | A | 1st | Georgia Tech | 15 | W, 56-53 |
| 11-11-11 | H | 2nd | Gardner-Webb | 15 | W, 65-44 |

CLEMSON HAS OVERCOME HALFTIME DEFICIT 11 TIMES SINCE 2019-20

- Clemson has overcome a halftime deficit to win five times this season, including in three consecutive games earlier in the year.
- The Tigers trailed Georgia Tech 30-26 at the half before exploding for 48 second-half points and winning the game on a Nick Honor buzzer-beating 3-pointer.
- Clemson trailed Louisville 22-21 on Jan. 27 and overcame the slim halftime margin to win 54-50.
- The Tigers trailed by seven to NC State at home on Jan. 5, but were able to overcome the halftime deficit and force overtime.
- In Clemson's first overtime game this season, the Tigers prevailed 12-8 in the extra period for a 74-70 win.
- Clemson found themselves trailing Miami (Jan. 2), 34-32 and won the second half by a 34-31 tally for a one-point victory.
- Clemson's first halftime deficit overcome was a 34-29 halftime deficit to defeat Florida State on Dec. 29. It was Clemson's first victory after trailing at the half this season.
- Last season, the Tigers overcame six games with a halftime deficit and won, which ties the program record.
- The record for halftime deficits overcome for victory is six, and was also previously set in 1989-90 and 2013-14.

OVERCOMING HALFTIME DEFICITS (2019-20 to Present)

| Date | Site | Half | Opponent | Half Margin | Final |
|----------|------|-------|----------------|-------------|------------|
| 2-12-21 | H | 26-30 | Georgia Tech | -4 | 74-72 |
| 1-27-21 | H | 21-22 | Louisville | -1 | 54-50 |
| 1-5-21 | H | 32-39 | NC State | -7 | 74-70 (OT) |
| 1-2-21 | A | 32-34 | Miami (Fla.) | -2 | 66-65 |
| 12-29-20 | H | 29-34 | Florida State | -5 | 77-67 |
| 3-11-20 | N | 21-23 | Miami (Fla.) | -2 | 69-64 |
| 2-29-20 | H | 32-39 | Florida State | -7 | 70-69 |
| 1-28-20 | H | 33-35 | Syracuse | -2 | 71-70 |
| 1-21-20 | H | 31-37 | Wake Forest | -6 | 71-68 |
| 1-11-20 | A | 29-39 | North Carolina | -10 | 79-76 (OT) |
| 11-24-19 | N | 23-25 | TCU | -2 | 62-60 (OT) |

NOTES

BOLD signifies this current 2020-21 season

“WE TOO DEEP”

- This has been a common theme with the football program at Clemson in recent years, but the basketball Tigers are attempting their own version in 2020-21.
- Clemson has one of the deepest teams during the Brownell Era this season and will look to play as many as 12 players in most games.
- In a season opening tournament to start, the Tigers played as many as 12 in games against Mississippi State and Purdue.
- Clemson played 14 players in a 37-point win over SC State (Dec. 2).
- By far the most impressive was playing all 15 rostered players in a 16-point win over Maryland in the ACC/Big Ten Challenge (Dec. 9).
- Of the 15 that played, the Tigers had nine different scorers.
- With utilizing that depth, the Tigers have had 14 different scorers this season.
- Nine different players are averaging at least 4.0 points per game this season.
- The Tigers produced 25+ bench points in 14-of-its-22 games and 402 overall in those 14 games.
- Clemson has produced: 26 vs. Mississippi State, 28 vs. Purdue and 36 vs. SC State, 25 vs. Maryland, 31 vs. Alabama, 34 vs. Morehead State, 29 against Florida State, 36 vs. NC State, 36 vs. Virginia, 25 at Florida State, 34 vs. Syracuse, 25 vs. Georgia Tech, 28 at Syracuse and a season-high 45 against Pittsburgh.
- Five consecutive games this season was the longest stretch of games during the Brownell Era that the bench has put together 25+ scoring outputs.
- Three consecutive games has happened just once during the Brownell Era and you need to go back to his first season at Clemson.
- The Tigers put together a similar string of games with 25+ points off the bench in December 2010.
- Dec. 19, 2010 vs. UNCG (27), Dec. 22, 2010 vs. College of Charleston (26) and Dec. 27, 2010 vs. Delaware State (26).
- The most bench points scored by a Brownell team at Clemson was 47 on January 1, 2013 against the Citadel.
- The most in a three-game stretch of games scored off the bench is 97 points: 34 vs. SC State (12/23/12); 47 vs. The Citadel (1/1/13); 16 vs. Florida State (1/5/13).

TIGERS TOP YELLOW JACKETS

- Aamir Simms tied his career-high for the second time since setting it on Jan. 14, 2020 against Duke and for the second time this season.
- Simms scored 25 points on 9-for-16 shooting from the floor to help lead the Tigers to victory.
- After Georgia Tech's Jose Alvarado missed both free throws, Nick Honor used a open court ball screen from Simms to bank in a deep 3-pointer with 1.1 seconds remaining to walk off the Jackets and win 74-72.
- It was the Tigers' third last-second victory since Jan. 28, 2020. Clemson won in the final moments against Syracuse (Clyde Trapp game-winner with 2.0 seconds left) and Florida State (Al-Amir Dawes game-winner with 1.0 second left).

CLEMSON SQUEEZES ORANGE

- Clemson won its second game of the week with a dominant 78-61 win over Syracuse (Feb. 6).
- The Tigers led the Orange 39-19 at the break. It marked the fifth time this season that Clemson has held a team to less than 20 points in the first half.
- It marked just the fifth time Syracuse has failed to score more than 20 points in a half, including just the third time it failed to do so in the first half.
- The 19 points allowed were tied for the fewest Syracuse

has scored in a first half since scoring 16 at Duke on Feb. 24, 2018.

SYRACUSE SCORING LESS THAN 20 POINTS IN A SINGLE HALF

| Date | Site | Half | Opponent | Points | Final |
|---------|------|------|----------|--------|----------|
| 2-6-21 | A | 1H | Clemson | 19 | L, 61-78 |
| 11-6-19 | H | 2H | Virginia | 15 | L, 34-48 |
| | | 1H | Virginia | 19 | |
| 3-4-19 | H | 2H | Virginia | 19 | L, 53-79 |
| 2-24-18 | A | 1H | Duke | 16 | L, 44-60 |

TIGERS TROUNCE TAR HEELS

- Clemson took down a red-hot North Carolina club on Feb. 2, 63-50.
- Clemson has now defeated North Carolina 3-of-the-last-4 meetings for the first time in history. The series dates to 1926.
- The 50 points allowed to the Tar Heels were the fewest amount of points they have scored in the series since Jan. 30, 1985.
- The Tigers beat the Tar Heels 52-50 that day and Clemson claimed victory at the last second by a game winner from Chris Michael.
- It was also tied for the fewest amount of points allowed since 1940.
- Hunter Tyson scored all 16 of his points in the second half, including 11-of-the-last-13 and nine consecutive to end the game.
- It marked Clemson's ninth win against a Power 5 conference team, the most in the ACC.

CLEMSON IN THE AP POLL

- Clemson dropped out of the AP/Coaches Poll (Jan. 25). The Tigers had spent the previous three weeks inside the Top 25.
- Clemson was ranked No. 12 in AP Poll (Jan. 11) - the highest among ACC teams at the time. It is the first time that has happened since Jan. 21, 1997 when the Tigers were ranked No. 2 and just the second time in poll history (poll dates to 1950).
- It was the highest mark for the Tigers in the poll since debuting at No. 11 on Feb. 12, 2018.
- The Tigers went on to finish the 2017-18 season ranked No. 20/15 in the final AP/Coaches Polls and advance to the Sweet 16 of the NCAA Tournament.
- Prior to that No. 11 ranking, the next highest mark in the AP Poll was No. 10 - achieved on Feb. 2, 2009. The Tigers were ranked as high as No. 10 on three occasions during the 2008-09 season.
- The last time the Tigers found themselves ranked inside the Top 10 of the AP Poll was Nov. 16, 1997. Clemson was ranked as high as No. 9 in the Coaches Poll for consecutive weeks (Jan. 12, 2009; Jan. 19, 2009).
- After falling out of the AP Top 25 after a loss to Virginia Tech, Clemson won four in a row, including wins over Morehead State, No. 18 Florida State, at Miami and home against NC State.
- Thanks to 21 points off the bench from Nick Honor, the Tigers prevailed in overtime over NC State 74-70 on Jan. 5.
- The Tigers topped the Seminoles 77-67 before Aamir Simms banked in the winning shot at Miami with 19 seconds left.
- After a 5-0 start to the 2020-21 campaign and four of those victories coming against Power 5 opponents propelled the Tigers into the AP Top 25 for the first time since Nov. 19 2018. The Tigers found themselves ranked No. 24 in the AP Poll.
- From January 2018 until Nov. 2018, the Tigers had spent 14-straight weeks ranked in the Top 25, the third-longest streak in program history.

CLEMSON TOPS WOLFPACK IN OT

- Clemson overcame its third-straight halftime deficit and toppled NC State 74-70 in overtime on Jan. 5.

- Nick Honor scored a season-high 21 points off the bench.
- Honor finished 8-for-11 from the field and 5-for-6 from three in the contest.

TIGERS TAKE DOWN SEMINOLES

- Clemson took down No. 18/19 Florida State with an ultra-impressive offensive second half outburst, scoring 48 points en route to a 77-67 victory.
- The Tigers outrebounded the Seminoles 49-35, including a season-high 19 offensive rebounds.
- Nick Honor showed out in the second half of the second-straight game, scoring 13 points.
- Clyde Trapp led the way with 15 points, while Dawes chipped in 11.
- It marked the second-straight victory for Clemson over Florida State, dating back to Feb. 29, 2020. Al-Amir Dawes scored a game-winning layup with 1.0 second remaining to topple the No. 6 Seminoles 70-69 in Littlejohn.

GETTING OFFENSIVE (REBOUNDS)

- Clemson won the rebounding battle with Florida State (Dec. 29) by 14 (49-35).
- The 49 total rebounds were the most since 50 against Auburn on March 18, 2018 in the second round of the 2018 NCAA Tournament.
- Garnering 19 offensive rebounds was the most for a Tiger team since Dec. 13, 2016 against SC State. Clemson grabbed 23 offensive rebounds.
- It was the most offensive rebounds in an ACC game since March 7, 2015 at Notre Dame. The Tigers produced 19 on the offensive glass.

UNDEFEATED IN NON-LEAGUE PLAY

- With a 66-51 victory over Morehead State on Dec. 21, Clemson secured a 6-0 mark in non-conference play.
- It marked the first time the Tigers finished undefeated in non-league play since they posted a 16-0 start to begin the 2008-09 season.
- Clemson won the Space Coast Challenge to begin the season with wins over Mississippi State and Purdue.
- The Tigers then beat SC State, Maryland and Alabama to get off to a 5-0 record.

STARTING A SEASON 5-0

- With the 64-56 win over Alabama (Dec. 12), it marked the 24th time in Clemson history that the Tigers have started a season 5-0.
- However, it is the first time ever that four-of-those-first-five have come against Power 5 opponents.
- The Tigers posted three Power 5 victories in their first five wins in 1934-35 and 1996-97.

TIGERS ROLL TIDE IN ATLANTA

- Clemson's insufferable defense prevailed in a 64-56 win over Alabama in the Holiday Hoopsgiving event in Atlanta (Dec. 12).
- The Tigers made stops on 10-of-the-last-11 possessions for Alabama in the game for the eight point victory.
- Clemson limited Alabama to just 13.6 percent shooting from 3-point range (3-for-22).
- It marked just the fifth time since 2014-15 that Alabama had been held to that percentage or less from 3-point range in a game.
- Since 2010-11, Alabama has shot 13.6 percent or worse on just 18 occasions, which spans 340 total games.
- Of those 18 games, the 30.4 field goal percentage Clemson held Alabama to was the second-worst of that batch of games.
- The only game that Alabama shot worse from the field was 28.6 percent in a 49-37 loss at Auburn on Feb. 6, 2013.
- When you dissect it even more, on only 11 of those occasions did Alabama attempt more than 15 threes, and

NOTES

only once did they attempt more than 20.

TIGERS SHELL SHOCK MARYLAND

- Clemson dominated Maryland in the annual ACC/Big Ten Challenge en route to a 67-51 victory (Dec. 9).
- The Tigers held the Terrapins to just 15 first half points, the seventh time the Tigers have held an opponent to 15 points or less in any half of the Brownell Era.
- The 16-point win was the second-largest victory margin in the series history over the last 32 years for the Tigers.
- Clemson beat Maryland by 29 on Feb. 17, 2009 by a final score of 93-64.
- Clemson posted 25+ bench points for the fourth-straight game and played all 15 players on its roster for the first time this season.

PERIMETER PROWESS

- Clemson held South Carolina State to just 1-for-14 from long distance in a 37-point blowout win on Dec. 2.
- The Tigers have held an opponent to one or fewer 3-pointers (min. 10 attempts) on just seven prior occasions during the Brownell Era.
- The Dec. 2 win over the Bulldogs was the first time this has occurred since Feb. 1, 2017 when Clemson held Georgia Tech to just 1-for-11 from long range.
- During the Brownell Era, when the Tigers hold an opponent to one or fewer triples (min. 10 attempts); they are 7-1 overall.
- The last time the Tigers held an opponent to one or fewer triples on 14+ attempts was Wofford (1-20) on Feb. 6, 1996; a 77-28 home win.
- The last time the Tigers accomplished this, Terrell McIntyre was a freshman guard.

OPPONENTS WITH ONE OR FEWER 3-POINTERS IN BROWNELL ERA (MIN. 10 ATT.)

| Date | Opponent | 3FG | Result |
|----------|----------------|------|----------|
| 12/2/20 | SC State | 1-14 | W, 75-38 |
| 2/1/17 | Georgia Tech | 1-11 | W, 74-62 |
| 2/13/16 | Georgia Tech | 1-11 | W, 66-52 |
| 12/15/15 | Presbyterian | 1-10 | W, 69-41 |
| 11/22/14 | vs. LSU | 1-13 | W, 64-61 |
| 1/9/14 | Florida State | 1-11 | L, 41-56 |
| 11/17/13 | South Carolina | 1-10 | W, 71-57 |
| 11/13/13 | Delaware State | 1-13 | W, 58-37 |

BOLD signifies a Clemson home game

CONSECUTIVE GAMES FORCING 20+ T.O.

- In back-to-back games to start the season, the Tigers forced 20+ turnovers against Purdue and SC State.
- Clemson forced 22 Boilermaker turnovers in the Space Coast Challenge championship game (Nov. 26).
- In its home opener, the Tigers forced 24 Bulldog turnovers (Dec. 2).
- Clemson also forced 21 turnovers against Morehead State (Dec. 21).
- The last time the Tigers forced 20+ turnovers in back-to-back games was Nov. 22, 2010 against Seton Hall and Nov. 21, 2010 against Old Dominion.
- Clemson forced 20 in each game during Paradise Jam in St. Thomas, Virgin Islands.
- The Tigers can match that season of 20+ turnovers forced in three-straight games. Clemson opened that tournament forcing 21 Long Beach State turnovers (Nov. 19, 2010).

REGULAR SEASON TOURNAMENTS UNDER BROWNELL

- Since the 2010-11 season, Clemson is 18-13 in regular season tournaments, including wins over Mississippi State and Purdue in this year's Space Coast Challenge.
- Dating back to the 2017 Charleston Classic, the Tigers are 7-3 in regular season tournaments.
- The last time Clemson won a regular season tournament prior to the 2020 Space Coast Challenge was

the 2008 Charleston Classic.

CLEMSON REGULAR SEASON TOURNAMENT CHAMPIONSHIPS

- The Tigers have now won 28 regular season championships in history.

CLEMSON REGULAR SEASON TOURNAMENT CHAMPIONSHIPS

| Year | Tournament | Site | Victories |
|---------|---------------------|--------------------|--------------------------------|
| 1955-56 | Gator Bowl | Jacksonville, Fla. | LSU, South Carolina |
| 1965-66 | Poinsettia Classic | Greenville, S.C. | Ole Miss, Manhattan |
| 1966-67 | Poinsettia Classic | Greenville, S.C. | LSU, Furman |
| 1971-72 | Poinsettia Classic | Greenville, S.C. | Holy Cross, Auburn |
| 1973-74 | IPTAY Invitational | Clemson, S.C. | Auburn, St. John's |
| 1973-74 | Poinsettia Classic | Greenville, S.C. | Delaware, Furman |
| 1975-76 | Charlotte Invite | Charlotte, N.C. | BC, Davidson |
| 1976-77 | IPTAY Invite | Clemson, S.C. | Yale, Florida State |
| 1977-78 | IPTAY Invite | Clemson, S.C. | TCU, Rhode Island |
| 1977-78 | Charleston Invite | Charleston, S.C. | Catholic, Canisius |
| 1978-79 | IPTAY Invite | Clemson, S.C. | Brown, Kent State |
| 1978-79 | Sun Bowl | El Paso, Texas | UTEP, Texas Tech |
| 1979-80 | IPTAY Invite | Clemson, S.C. | Siena, MTSU |
| 1980-81 | IPTAY Invite | Clemson, S.C. | Cornell, Fairfield |
| 1980-81 | Rainbow Classic | Honolulu, Hawaii | La. Tech, Indiana, Hawaii |
| 1981-82 | IPTAY Invite | Clemson, S.C. | Bowling Green, Stetson |
| 1983-84 | IPTAY Invite | Clemson, S.C. | Marquette, Furman |
| 1984-85 | IPTAY Invite | Clemson, S.C. | Campbell, South Fla. |
| 1984-85 | Music City Invite | Nashville, Tenn. | UMass, Vandy |
| 1985-86 | IPTAY Invite | Clemson, S.C. | ETSU, South Fla. |
| 1986-87 | IPTAY Invite | Clemson, S.C. | Georgia St., Boston U. |
| 1986-87 | TCBY Invite | Little Rock, Ark. | Delaware St., UALR |
| 1986-87 | Hawaii Pacific Inv. | Honolulu, Hawaii | Fordham, Hawaii, Pacific |
| 1990-91 | FIU Invite | Miami, Fla. | Coppin St., Fla. Atlantic |
| 2005-06 | San Juan Shootout | San Juan, P.R. | PR-Mayaguez, Holy Cross, Akron |
| 2006-07 | Cox Comm. Classic | Norfolk, Va. | A-State, Monmouth |
| 2008-09 | Charleston Classic | Charleston, S.C. | Hofstra, TCU, Temple |
| 2020-21 | Space Coast | Melbourne, Fla. | Miss. St., Purdue |

TIGERS PRODUCE 13 STEALS

- Clemson came away with 13 steals in its 81-70 championship victory over Purdue on Nov. 25.
- The Tigers tied last season's performance of 13 steals against Colgate (Nov. 10, 2019).
- The 13 steals tied for the most in a game for Clemson since swiping 15 in an 84-67 win over Lipscomb (Dec. 30, 2018).
- The year prior in 2017-18, the Tigers stole 15 passes in a 74-69 overtime win over Louisville (Jan. 6, 2018).
- Besides those two instances, it is tied for the third-most steals in a game for Clemson under head coach Brad Brownell since they notched 16 (the most under coach Brownell) against The Citadel on Jan. 1, 2013.
- Nick Honor came away with a career-best four steals against Purdue (Nov. 25).

CONSECUTIVE WINS TO END ONE SEASON AND START ANOTHER

- The Tigers won its quarterfinal matchup against Miami in the 2020 ACC Tournament 69-64 before the tournament was cancelled due to COVID-19.
- With a season-opening win over Mississippi State, the Tigers won its last game of one season and its first game of the next for the first time since 1945-46 and 1946-47.
- Clemson beat The Citadel on Feb. 23, 1946 by a score of 76-24. They then opened the 1946-47 season on Dec. 11 and beat Erskine 58-30.

OPENING SEASON WITH TWO POWER FIVE VICTORIES

- Clemson accomplished something the program has not done since the 1951-52 season when the Tigers won the Space Coast Challenge on Thanksgiving Day. The Tigers opened the season by beating Mississippi State and Purdue on consecutive days by 11 points each to win the championship.
- It marked the first time since 1951-52 and just the third time in the history of the program that Clemson opened its season with consecutive wins over teams from

Power Five Conference schools.

- In 1951-52, under head coach Banks McFadden, the Tigers defeated Georgia at home on Dec. 1 by a 57-47 score, then four days later defeated the Bulldogs in Athens, 77-54.
- Clemson went on to a 17-7 record that year, its finest under McFadden, and won a then-record 11 Southern Conference games.
- The only other year Clemson accomplished the feat was 1934-35 when the Tigers opened by winning consecutive games in consecutive days at Auburn. That Clemson team went on to a 15-3 record, the best winning percentage in Clemson history (min 15 games).

SEASONS CLEMSON BEGAN WITH CONSECUTIVE WINS OVER POWER 5 TEAMS

| Year | Win #1 | Win #2 |
|---------|--------------------------|-------------------|
| 1934-35 | at Auburn, 33-23 | at Auburn, 31-18 |
| 1951-52 | Georgia, 57-47 | at Georgia, 77-54 |
| 2020-21 | Mississippi State, 53-42 | Purdue, 81-70 |

LIT TLEJOHN COLISEUM

- The Tigers are 51-13 (.797) dating back to the beginning of the 2017-18 season on their home floor.
- Since the inception of the newly renovated Littlejohn Coliseum (2016-17 season), the Tigers are 60-19 overall (.759 percent).
- In non-conference regular season games, the Tigers are 28-3 during that span (.903 percent).
- In total non-conference games, including home NIT games, the Tigers are 29-5 (.853 percent).

CLEMSON WINS OVER TOP-6 TEAMS LAST SEASON

- Clemson defeated Florida State, 70-69 for its third top-six win (time of the game) over teams in the AP poll on Feb. 29, and now leads the nation in top six wins.
- The Tigers have defeated a third-ranked Duke, fifth-ranked Louisville and sixth-ranked Florida State this season.
- It is the first time since 1979-80 that Clemson has beaten three top-6 teams (top six by one of the two polls) in the same year.
- It is the first time in program history that Clemson has recorded three Top-6 AP ranked wins in the same season.
- Thirty-two different teams have recorded 36 top-6 wins this year. Louisville and Kentucky are the only other teams with two wins over top-6 teams. There have been 11 top-6 wins by ACC teams this year and Clemson has three of them.

BROWNELL'S 20-WIN SEASONS

- Head coach Brad Brownell clinched his fourth 20-win campaign at Clemson with a 75-69 victory over Wright State in the first round of the NIT on March 19, 2019.
- It marks Brownell's second consecutive 20-win season at Clemson.
- Brownell won 25 games in 2017-18 en route to leading the Tigers to the Sweet 16 of the NCAA Tournament.
- Brownell was a Naismath National Coach of the Year semifinalist in 2017-18 and won Sports Illustrated College Coach of the Year.
- The 25 wins tied the Clemson record for wins in a season and the 11 ACC victories was the most by a Clemson coach in history.
- Brownell also accomplished 20 wins in 2013-14 and in his first season as a Tiger in 2010-11.
- The Tigers reached the semifinals of the NIT in 2014, while making an appearance in the second round of the NCAA Tournament in 2011.
- Brownell came to Clemson with six 20-win campaigns under his belt, including one at UNC Wilmington and one for each year he spent at Wright State.
- Of those six seasons, Brownell's teams made it to the NCAA Tournament on three occasions.

NOTES

CLEMSON SEASON BREAKDOWN BY UNIFORM

- In 2017-18 the Tigers debuted three new jerseys to their arsenal, including a new version of its home white and road orange uniform. They also debuted purple, anthracite and throwback jerseys.
- Clemson wore its 2017-18 home whites the most last season, wearing them for 19-out-of-their-32 regular season games.
- With the exception of one home game in which Clemson wore 1990's throwback home white uniform against Pittsburgh, the Tigers wore its 17-18 home whites on the road in a 14-point win at Ohio State. The Buckeyes wore all red that night.
- They also wore white during their two-point triumphant comeback win over then No. 22-ranked Florida on Dec. 16 in the Orange Bowl Classic.
- 18 of the Tigers' 25 wins in 2017-18 came while wearing their home whites.

CLEMSON'S RECORD BY UNIFORM (17/18-pres.)

| Uniform | Times Worn | Wins | Losses |
|---------------------------|------------|------|--------|
| Home White | 66 | 55 | 11 |
| Road Orange | 42 | 18 | 24 |
| 90's Throwback Home White | 7 | 3 | 4 |
| Purple | 4 | 1 | 3 |
| Anthracite | 3 | 0 | 3 |

2020-21 SIGNING CLASS RANKED 20TH NATIONALLY

- Head Coach Brad Brownell and his staff added three players to the Clemson University men's basketball program for the 2020-21 campaign. P.J. Hall (Spartanburg, S.C./Dorman), Olivier-Maxence Prosper (Montreal, Quebec, Canada/NBA Academy Latin America) and Lynn Kidd (Gainesville, Fla./IMG Academy) all signed national letters of intent to play for the Tigers beginning in 2020-21.
- The recruiting class ranks 20th nationally according to 247Sports. Also, according to 247Sports, Hall and Prosper rank as the No. 3 and No. 4 all-time prospects based on ranking in Clemson history.
- *"I'm extremely excited about the addition of P.J. and O-Max to the Clemson Basketball family," said Brownell. "They are both highly regarded players who come from outstanding families and will add tremendous size, length and versatility to our team. These two hard-working young men have the ability and the opportunity to make a significant impact on our program. Our fans will certainly be excited to watch them play next season."*

PJ HALL (SPARTANBURG, S.C./DORMAN)

- Hall is a 6-10, 235-pound forward from Spartanburg, S.C. and is rated as a four-star prospect according to both ESPN and 247Sports. ESPN ranks Hall No. 42 in its Top 100 for the 2020 signing class. He is rated the No. 1 prospect in South Carolina and 10th at his position nationally. 247Sports lists Hall as their No. 61 overall prospect and the No. 9 player at his position in the country. Rivals ranks him at No. 62 in their Rivals150.
- *"PJ is a strong, physical post player with a shooting touch that allows him to play both inside and outside. He comes from an outstanding Dorman High School program coached by Thomas Ryan, where he has won back-to-back 5A State Championships. His passion for basketball and willingness to work gives us great excitement about his future at Clemson."*
- *"Family's the most important thing, and that's the reason I fell in love with Clemson University," Hall said. "I went up there and my last visit in the fall was amazing. We were on a visit, but it didn't feel like a visit. It felt like I was a part of the basketball team and a student at the university."*
- *"That was the reason I couldn't say no. Coach Brownell recruited me two years very hard and I can't wait to play for him for the next four."*
- As a member of Upward Stars (SC), Hall averaged 14.8 points and 4.8 rebounds per game on the adidas Gauntlet in 2019. Hall's best game came against the Atlanta Celtics,

scoring 27 points and grabbing 14 rebounds.

- Over the course of 14 games, Hall finished 59.1 (81-for-137) percent from the floor and an ultra-impressive 55.8 percent (24-for-43) from three.
- PJ chose Clemson over Virginia Tech, Florida, Tennessee, Georgia Tech and South Carolina among others.

PJ Hall Honors and Accolades

Rankings

- No. 1 ranked player in South Carolina
- ESPN ranked four-star prospect (No. 48 in ESPN Top 100, No. 9 power forward in the nation)
- 247Sports ranked four-star prospect (No. 54 in Top247, No. 9 power forward in the nation)
- Rivals ranked four-star prospect (No. 48 in Rivals150, No. 8 power forward in the nation)

2018-19

- Averaged 14.5 points, 8.2 rebounds and 2.1 blocks per game as a junior
- USA Today All-South Carolina Team
- 5A State Champion
- All-Region
- All-State
- Spartanburg Herald Journal First-Team All-Area
- Chick-Fil-A Classic All-Tournament Team

2017-18:

- SC Top-80 Camp "Mr. Basketball"
- 5A State Champion
- SCHSL All-Rookie Team

OLIVIER-MAXENCE PROSPER (MONTREAL, QUEBEC, CANADA/ NBA ACADEMY LATIN AMERICA)

- Prosper is a 6-7 versatile forward from Montreal, Quebec, Canada and is rated as a four-star prospect according to 247Sports. He is ranked No. 82 overall and as the No. 15 power forward in the 2020 247Sports Top247.
- *"O-Max is an athletic forward with the skill set and versatility to play multiple positions at Clemson. He's an extremely hard worker who is dedicated to improving his game. Our coaching staff was impressed by his talent and competitive spirit at such a young age and feels like O-Max has a very bright future in basketball."*
- *"Thank you to Clemson University and Clemson Basketball for giving me the opportunity to be part of the family and providing me with the platform to expand my game. This is only the beginning," Prosper posted the day of his commitment.*
- Prosper spent last season at Lake Forest Academy in Illinois and transferred to the NBA's Latin American Academy in Mexico City to finish his high school career. He will graduate early and reclassify and join Clemson for the 2020-21 season.
- Prosper played for Brookwood Elite (Canada) on the adidas Gauntlet in 2019. He averaged 11.2 points and 4.5 rebounds over six contests. He shot 43.4 percent from the floor. Prosper's best game came against the NY Jayhawks, finishing with 17 points and nine rebounds.
- Prosper chose Clemson over California, Stanford and Baylor.

Olivier-Maxence Prosper Honors and Accolades

Rankings

- 247Sports ranked four-star prospect (No. 82 in Top247, No. 15 power forward in the nation)
- Rivals ranked four-star prospect

Accolades

- No. 3 ranked Canadian in 2020 class by North Pole Hoops
- MVP of 2019 Biosteel Canadian All-Star Game
- All-Star Team of 2019 NBA Basketball Without Borders
- First-Team All-Star of NBA Academy Camp

- First-Team All-Tournament at the 2019 Caribbean Classic

LYNN KIDD

(GAINESVILLE, FLA./IMG ACADEMY)

- Kidd signed a national letter of intent to play for the Tigers and is reclassifying from 2021 to 2020.
- Kidd is a 6-10, 230-pound center who is rated as a four-star prospect on 247Sports Composite 2020 rankings. Kidd is currently still listed on ESPN's Top 100 prospect list for the 2021 class (No. 77).
- He competed at the Power 24 in Georgia, playing for the Showtime Ballers. In four games, Kidd averaged 13.0 points, 7.3 rebounds and 2.0 blocks per game. He quickly rose to become one of the hottest prospects in the country.
- Kidd chose Clemson over Miami, Virginia Tech, Wake Forest, Auburn and Florida.
- *"The talent in our program continues to rise and another example of that is our addition of Lynn Kidd," said Brownell. "He is an outstanding front court player with great size and athleticism. Lynn adds to our depth in the front court and will help us defensively with his shot blocking and rebounding. Offensively, he is a very good finisher around the rim and has shown the ability to step out and make high-post jump shots. Our staff looks forward to working with him this season."*

P.J. HALL EARNS MVP OF BEACH BALL CLASSIC

- Hall led Dorman High School to the 39th Beach Ball Classic title, just the first time a team from South Carolina has done so since 1986.
- Dorman defeated St. John's of Washington, D.C., 69-60, for the 39th Beach Ball championship game at the Myrtle Beach Convention Center.
- Hall recorded 20 points and five rebounds for the No. 15 ranked Dorman squad.

OLIVIER-MAXENCE PROSPER COMPETES AT BASKETBALL WITHOUT BORDERS GLOBAL CAMP

- Prosper competed at the sixth annual Basketball Without Borders (BWB) Global Camp, a joint venture of the NBA and FIBA.
- Sixty-four boys and girls from 34 countries and regions, get measured, undergo athletic testing, practice, scrimmage and conduct drills under watchful eyes of all 30 NBA franchises.
- Participants also attend daily seminars for life skills.
- "Prosper is one of the more intriguing long-term prospects given his physical tools and two-way play at the combo forward position every NBA team covets."

RUNDOWN OF CLEMSON'S NCAA HISTORY YEAR-BY-YEAR

- **1980:** The first time the Clemson Tigers entered the NCAA tournament turned out to be the deepest run in program history. Bill Foster's Tigers advanced to the Regional Final (Final Eight) before falling to UCLA, who went on finish as the national runner-up to Louisville.
- Clemson opened the tournament with a 76-73 win over Utah State in Ogden, UT. Billy Williams, first-team All-ACC that year, led Clemson with 22 points, while Larry Nance chipped in with 13 points and nine rebounds. Bobby Conrad, who drew 24 charges that season, drew yet another from Rich McElrath with nine seconds left and Clemson ahead by a 75-73 margin. Conrad hit one free throw to ice the game (no three-point shot then). The Tigers won despite shooting 12-24 from the free throw line.
- Clemson's second round victory over BYU was also close. The Cougars, led by future NBA stars Danny Ainge, Fred Roberts, and Greg Kite, held a 24-11 lead early in the first half and led 42-38 at halftime. BYU led 58-54 with 9:04 remaining before the Tigers made a comeback.

NOTES

Clemson went on an 8-2 run to grab the lead at 62-60 with 4:20 remaining on a jumper by Williams. Clemson was able to hold on down the stretch, running the "Tiger Paws" offense. The Tigers missed three one-and-ones in the last minute and shot 9-17 in the game, but won thanks to a strong defense. The Tigers won by a final score of 71-66, as Williams led the Tigers with 24 points and eight assists, while Larry Nance added 16 points and 11 rebounds.

- The Tigers took on Lamar and coach Billy Tubbs in the Sweet Sixteen at the University of Arizona and won by a score of 74-66. Clemson trailed by eight with 10 minutes remaining, but again came back, as a Chris Dodds layup with 7:48 left put the Tigers ahead for good. Nance led the Tigers with his second consecutive 16-point, 11-rebound game, while Moose Campbell added 15 points and 12 rebounds. Williams chipped in with 12 and Fred Gilliam added 10 off the bench. The Tigers made all six free throws attempted in the final 1:21, despite shooting 10-19 prior. It set up the first meeting between Clemson and UCLA, who was coached by former North Carolina player Larry Brown.

- The Bruins and Tigers squared off in a nationally televised contest on NBC for the right to play in the Final Four. Clemson and UCLA were even for much of the first half, but the Bruins closed the first half on a 17-5 run over the final 5:07 to take a 46-35 lead at intermission. The two teams scored 39 points apiece in the second half and Bruins held on to win, 85-74. Williams led the Tigers with 18 points, while Nance and Gilliam poured in 13 each. Nance was named to the All-West Regional after averaging 14.4 points over four contests. Nance remains the only player in Clemson history named to an NCAA All-Regional Team.

- **1987:** The Tigers entered the 1987 tournament as a #4 seed with a 25-5 record against Charlie Spoonhour's Southwest Missouri State Bears. The 13th-seeded Bears knocked out the Tigers 65-60 by holding second-team All-American Horace Grant to 16 points on only 11 field goal attempts. Michael Brown was 6-7 from the field for 14 points, but it wasn't enough. The Tigers shot 54 percent from the field, 83.3 percent from the line, and 45.5 percent from behind the arc and still lost. Winston Garland led the Bears with 24 points. Clemson point guard Grayson Marshall was limited by a sprained ankle, an injury that was a contributing factor to Clemson losing four of its last five games that year after a 24-2 start.

- **1989:** Clemson traveled to Boise, ID to play St. Mary's of California in the first round. Dale Davis and Elden Campbell had a coming out party, as the "Duo of Doom" combined to shoot 17-23 for 38 points and rack up 16 rebounds in the Tigers' 83-70 win. David Young was 5-7 behind the arc and scored 19 points for Clemson, who shot 60 percent from the field and 60 percent from three-point range.

- The Tigers were then charged with taking on #1 Arizona. The Wildcats, led by Sean Elliot and future long time major-leaguer Kenny Lofton, defeated Clemson 94-68, the Tigers worst loss in NCAA Tournament history in terms of margin. Campbell had 24 points and Derrick Forrest added 21, but Arizona held Davis to just two points and five rebounds. Arizona forced 22 Clemson turnovers while only committing nine themselves. Elliot paced Arizona with 25 points, while Lofton added eight points and four assists.

- **1990:** The Tigers earned a #5 seed in the East Regional after winning the ACC regular-season championship for the first time in history. The Tigers found themselves in a game with the BYU Cougars in Hartford, the same school Clemson played and defeated in the 1980 Tournament. Clemson again emerged victorious by a close 49-47 margin. Elden Campbell led the Tigers with 15 points. Both teams shot 33.3 percent from the field and the Tigers made only 14-30 from the free throw stripe. BYU had a last shot at the basket, but it missed as time expired and the Tigers advanced.

- In the second round, the Tigers took on a LaSalle team that entered the game with only one loss and featured All-American Lionel Simmons. Simmons lived up to his billing, pouring in 28 points, including 15 in the first half, as the Explorers jumped out to a 43-27 lead, which swelled to as large as 19 in the second half. The Tigers still trailed by 11 with 12 minutes remaining, but the Tigers went on an 11-0 run to knot the game at 55. LaSalle jumped back up by five, but the Tigers responded with a 15-3 run to take a 70-62 with 2:08 left, highlighted by a Marion Cash layup off a Davis steal. Davis, who had given his team a tongue-lashing at halftime before the coaches entered the room, led Clemson with 26 points and 17 rebounds. Sean Tyson added 17 points and 11 rebounds as the Tigers advanced to take on UCONN in the Sweet Sixteen.

- Clemson met Connecticut, the third-ranked team in the nation and a number-one seed, at the Meadowlands in East Rutherford, NJ. Once again, Clemson trailed 38-29 at the half. The Huskies had the lead as high as 19 points at 59-40 at the 12:36 mark. With five minutes remaining, the Tigers had chipped the deficit to 10. Clemson then went on a 13-2 run culminated by a David Young three-point shot with 12 seconds left, putting the Tigers ahead, 70-69. The Tigers forced a UCONN miss and Sean Tyson got the rebound and was fouled with two seconds remaining. However, he missed the front end of the one-and-one and UCONN gathered the miss and called its final timeout with one second left. Scott Burrell then inbounded the ball with a 75 foot pass to Tate George, who caught the ball, turned, and shot in one second. The ball went through the hoop at the buzzer for a 71-70 Connecticut win. Dale Davis led the Tigers with 15 points and 17 rebounds, while Clemson shot just 16-25 from the foul line.

- Davis averaged 14.7 rebounds per game in the three games of the tournament and led all rebounders for the entire event on a per game basis. His 14.7 rebound average is still the highest rebound average for any player in the NCAA Tournament since 1977.

- **1996:** Behind four freshman starters, Rick Barnes' team was chosen as the nine seed in the West Regional. The Tigers took on a Georgia team that started five seniors, a matchup of the oldest team in the field against the youngest. The first half was close throughout with the Bulldogs taking a 26-25 advantage. The first half saw only 51 total points, while in the second half, the two teams combined for 104 points. The Bulldogs were able to outscore the Tigers 55-49 in the half en route to an 81-74 victory. The Tigers led by three with just under six minutes remaining, but an 11-0 run put Georgia on top for good. Greg Buckner led the Tigers with 20 points and seven assists, while freshman Andrius Jurkunas added 19 points and seven boards in the loss.

- **1997:** The Tigers got back to their winning ways in the Tournament, downing the Miami (OH) Redskins 68-56 in Kemper Arena in Kansas City, Mo. The win marked Rick Barnes' first-ever victory in the Big Dance. Greg Buckner scored a game-high 22 points on 9-17 shooting and grabbed nine boards. Terrell McIntyre also scored in double figures 10 points. The Tigers only turned the ball over eight times and led by 14 at halftime, 39-25. Tony Christie sparked the Tigers off the bench, adding eight points. The win set up a matchup with Tulsa two days later.

- Tom Wideman pulled down 11 rebounds (eight offensive), while Iker Iturbe added 10 as the Tigers advanced to the Sweet Sixteen with a 65-59 win over Tulsa. Wideman's eight offensive rebounds tied for the most in the Rick Barnes era at Clemson. The team grabbed 23 offensive rebounds, and out-rebounded Tulsa, 49-35. The Tiger defense limited All-America senior Shea Seals to five points, including 0-7 behind the arc. Seals was in foul trouble for much of the game, picking up three fouls before intermission and notching his fourth early in the second half. Clemson was able to overcome a 31.6% clip from the field for the game, including a 22.6% mark in the

first half. Remarkably, the Tigers only trailed by three at the break and a second half rally, led by Terrell McIntyre's 16 points and two steals, pushed the Tigers to another Sweet Sixteen berth.

- With the win over Tulsa, the Tigers advanced to San Antonio for their first Sweet 16 since 1990, where they would square off with Minnesota, who had won the same matchup earlier in the season in Puerto Rico. The result was a classic double-overtime thriller in which the Tigers came up short, 90-84. Bobby Jackson (36) and Sam Jacobson (29) combined for 65 points for the third-ranked Gophers. Greg Buckner paced the Tigers with 22 points, while McIntyre added 17. Mohammed Woni played his best game of the season and had a career-high 12 points, including 10-10 from the line, while Tom Wideman added 10 points and 10 boards in the loss. Tony Christie gave the Tigers new life sending the game to overtime on a buzzer-beater, his only field goal of the game. Clemson took a six-point lead in the first overtime, only to see Minnesota come back to tie. Jackson missed a shot as time expired in the first overtime to extend the game. The Gophers then outscored the Tigers 10-4 in the second overtime to advance to the Final Eight, 90-84.

- **1998:** The Tigers entered the 1998 Tournament as the sixth seed in the Midwest Regional after a semifinal loss to #1 ranked Duke in the ACC Tournament by two points. The Tigers drew Western Michigan in Chicago, IL. WMU's Saddi Washington (24) and Rashod Johnson (32) led the Broncos to a 75-72 win over the Tigers. Five Tigers scored in double figures, led by Harold Jamison's 14 points and 10 rebounds. WMU led by 12 at halftime. The Tigers made a strong comeback, but couldn't overcome the Broncos' 11-24 (.458) shooting from behind the arc. Johnson hit 8-15 on his own. Terrell McIntyre put together a solid all-around game, notching 10 points, seven assists, six rebounds, and four steals. Ultimately, Western Michigan was able to pull out a three-point victory, shocking the 21,711 in attendance in Chicago.

- **2008:** Villanova outscored Clemson 48-30 in the second half and went on to a 75-69 win over the Tigers in the first round of the 2008 NCAA Tournament in Tampa, Fla. Clemson was seeded fifth and Villanova was seeded 12th, as the Tigers were coming off a run to the championship game of the ACC tournament and were ranked 22nd in the final AP poll. Clemson jumped out to a 36-18 lead with five minutes left in the first half, then Villanova cut the margin to 39-27 at halftime. By the first media timeout of the second half the Wildcats had cut the lead to three and had the lead at 50-49 with 11:58 left on a long three-point goal by Scottie Reynolds. The game was close the rest on the contest and the Tigers trailed by just 67-66 with 1:37 left. But Villanova went on an 8-3 run to close the game and won by six. K.C. Rivers led Clemson with 15 points, while Demontez Stitt made 4-4 three-point goals and scored 14. Reynolds led Villanova with 21 points, while Corey Fisher added 17. Clemson made just 9-33 three-point shots and 14-23 free throws. Villanova made 11-17 shots in the second half and hit 22-27 from the foul line. Villanova did a good job defending on the inside as the Clemson combination of Trevor Booker and James Mays got just five combined field goal attempts.

- **2009:** Trevor Booker scored 18 points, but the Tigers shot just 32 percent from the field overall, including just 5-22 three-point shots in a 62-59 loss to Michigan in the first round of the 2009 NCAA Tournament at Kansas City, MO. The loss ended Clemson's season with a record of 23-9. Michigan played a zone defense most of the game, the first time Clemson had seen a zone in quite some time. Manny Harris led Michigan with 21 points.

- Sparked by consecutive 3-pointers by Andre Young and another by K.C. Rivers, the Tigers used a 14-0 run to make it 58-57 with just over a minute left. Clemson still had a chance after Michigan's Zack Novak hit just 1 of 2 free throws with 13 seconds left, but K.C. Rivers' contested 3-pointer at the buzzer was well short.


NOTES

- The Tigers missed 17 of their first 21 shots and shot 9-of-33 in the first half, missing all but two of their 12 3-pointers, yet trailed by just 27-24 at intermission.
- Clemson won the rebound margin 44-33 behind 11 rebounds by Booker, but still lost. Michigan made 10-26 three-point goals and that 15-point margin in points off three-point goals had a lot to do with the final margin.
- **2010:** Clemson lost to Missouri, 86-78 in a matchup of teams with similar styles. The game was played in Buffalo, NY on March 19, 2010. Demontez Stitt scored 21 points and Andre Young added 19 to lead the Tigers. The two guards combined to make 9-14 three-point shots in the contest. Jerai Grant added 12 points and six rebounds, while Trevor Booker scored 11 points, had 11 rebounds and five assists.
- Clemson lost the battle of the presses, as Missouri forced Clemson into 20 turnovers and committed just nine turnovers on offense. Kim English and Keith Ramsey each scored 20 points for Missouri, who had 15 steals on defense, five by guard J.T. Tiller.
- The two teams were tied at 39-39 at halftime, but Missouri won the second half, 47-39. Clemson won the rebound margin 41-30 and made 12-24 three-point shots, but still lost the game.
- The difference was Missouri's ability to turn the Tigers over, and break Clemson's press to score easy baskets. Missouri shot 52 percent from the field for the game. Missouri won the points off turnover stat 20-5. Clemson cut the lead to 82-78 with 41 seconds left, but could get no closer.
- **2011:** Jerai Grant scored a career-best 22 points and the fast-starting Tigers built a double-figure Tuesday night lead and never backed off in beating Alabama-Birmingham 70-52 in a First Four game at the University of Dayton. There was little time to celebrate. The Tigers hurried to catch a flight to their second-round game against fifth-seeded West Virginia (20-11) on Thursday afternoon in Tampa, Fla. The Tigers had to play their next game in Tampa less than 36 hours later. Clemson did not arrive in Tampa until 5 a.m. Wednesday, then had the first game on Thursday at noon.
- Grant, who hit 10 of 15 shots from the field and also grabbed seven rebounds to lead Clemson. Tanner Smith and Devin Booker each had 10 for Clemson.. The win was its first in the NCAA tournament since the 1997 team advanced to the round of 16. Ahead 39-27 at the break, Clemson never let the Blazers draw closer than eight points in the second half.
- Clemson' season ended that Thursday afternoon with an eight point loss to fifth seed West Virginia, who had eight days of rest before playing the Tigers. Andre Young led Clemson with 22 points, while Demontez Still, playing in his last game for Clemson, had 16. Clemson had a 12 point lead in the first half, but obviously ran out of energy due to the quick turnaround.
- **2018:** Clemson got back to their winning ways in the Tournament, downing New Mexico State 79-68 in San Diego, Calif. The win marked Head Coach Brad Brownell's second win in the NCAA Tournament. Shelton Mitchell scored a team-high 23 points, while teammate Gabe DeVoe was right behind him with 22. DeVoe made a team-best 10 field goals. Marquise Reed chipped in 15 in the victory. Elijah Thomas led the team in rebounding with 10 boards. The Tigers shot 55.9 percent from the floor, including 60.0 percent on two-point goals and 42.9 percent from three. The win set up a contest with the fourth-seeded Auburn Tigers.
- Clemson's dominant performance against Auburn in the second round was one for the record books. The Tigers boatraced the other Tiger squad in the first half, leading to a 43-19 lead. At one point, the game was 70-29 in favor of Clemson. The 84-53 victory proved to be the largest victory margin for a lower seed over a higher seed in NCAA Tournament history. Gabe DeVoe turned in another 20-point effort finishing with 22, while Elijah

Thomas posted 18 points and 11 rebounds, Marquise Reed scored 16 and grabbed seven boards and Shelton Mitchell tallied 10 with six rebounds and six assists. Clemson shot 47.5 percent from the floor and 38.5 percent from three (10-for-26). Clemson limited Auburn to just 25.8 percent shooting, including 21.9 percent from three. With the win, Clemson would advance to the Sweet 16 round for the first time since 1997.

- In the Sweet 16, Clemson faced the No. 1 seed Kansas Jayhawks. The pod of teams in the Midwest Regional by chance happened to be three-of-four ACC teams: Clemson, Duke and Syracuse. In his final game as a Tiger, Gabe DeVoe turned in the best performance of his career. The senior scored a career-high 31 points on 10-for-17 shooting and added nine rebounds and three assists. He came the first 30-point scorer against the Jayhawks since the 2015-16 season. Clemson found themselves down by as many 20 points in the second half, but a 49-point second period provided a furious rally by the Tigers. A 26-12 run to help the Tigers pull to within four would not be enough and the Tigers' season would end in Omaha, Neb. to Kansas, 80-76.

0 CLYDE TRAPP



Sr. | Guard | 6-4 | 203
Eastover, S.C. | Lower Richland

» CAREER HIGHS

| | | | |
|----------|----|-----------------------------|----------|
| Points | 17 | vs. Syracuse | 1/28/20 |
| Rebounds | 9 | 2x, last vs. North Carolina | 2/2/21 |
| Assists | 11 | vs. Syracuse | 2/6/21 |
| Steals | 3 | 3x, last vs. Florida State | 12/29/20 |
| FG Made | 6 | 3x, last vs. North Carolina | 2/2/21 |
| 3FG Made | 4 | 2x, last vs. Syracuse | 1/28/20 |
| FT Made | 6 | vs. Florida State | 12/29/20 |
| Minutes | 37 | vs. Wright State | 3/19/19 |

» ABOUT CLYDE TRAPP

Born December 23, 1998
Hometown Eastover, S.C.
High School Lower Richland High School
Major Sports Communications
Pre-Game Ritual Meditates

» Played AAU basketball under Edward Scott, a former All-ACC standout at Clemson and still one of the program's leaders in assists.

» 2020-21 GAME-BY-GAME

| OPPONENT | FG | PCT. | 3FG | PCT. | FT | PCT. | OR-DR-TOT | PF | A | TO | BLK | STL | PTS | MIN |
|-------------------------|------|------|-----|-------|-----|-------|-----------|----|----|----|-----|-----|-----|-----|
| * vs. Mississippi State | 2-4 | .500 | 1-2 | .500 | 0-0 | .000 | 1-3-4 | 1 | 4 | 2 | 0 | 0 | 5 | 21 |
| * vs. Purdue | 4-8 | .500 | 0-1 | .000 | 1-2 | .500 | 1-3-4 | 0 | 2 | 0 | 0 | 0 | 9 | 29 |
| * South Carolina State | 2-4 | .500 | 1-1 | 1.000 | 2-2 | 1.000 | 2-3-5 | 2 | 1 | 3 | 0 | 2 | 7 | 17 |
| * Maryland | 0-1 | .000 | 0-1 | .000 | 0-0 | .000 | 1-6-7 | 1 | 2 | 2 | 1 | 1 | 0 | 25 |
| * vs. Alabama | 2-5 | .400 | 0-2 | .000 | 0-2 | .000 | 1-4-5 | 1 | 2 | 3 | 0 | 1 | 4 | 22 |
| * at Virginia Tech | 3-7 | .429 | 2-3 | .667 | 1-2 | .500 | 0-3-3 | 4 | 1 | 1 | 1 | 0 | 9 | 24 |
| at South Carolina | PPD | | | | | | | | | | | | | |
| * vs. Morehead State | 2-7 | .286 | 0-3 | .000 | 4-4 | 1.000 | 0-5-5 | 2 | 2 | 2 | 0 | 2 | 8 | 25 |
| * [18] Florida State | 4-10 | .400 | 1-3 | .333 | 6-8 | .750 | 1-5-6 | 1 | 0 | 1 | 0 | 3 | 15 | 24 |
| * at Miami (Fla.) | 2-9 | .222 | 1-2 | .500 | 0-0 | .000 | 0-5-5 | 2 | 5 | 1 | 0 | 0 | 5 | 35 |
| * NC State | 5-10 | .500 | 1-4 | .250 | 0-3 | .000 | 0-7-7 | 2 | 0 | 2 | 0 | 0 | 11 | 34 |
| at North Carolina | PPD | | | | | | | | | | | | | |
| at Syracuse | PPD | | | | | | | | | | | | | |
| * [18] Virginia | 2-4 | .500 | 1-2 | .500 | 1-2 | .500 | 0-5-5 | 1 | 1 | 0 | 0 | 0 | 6 | 28 |
| * at Georgia Tech | 6-9 | .667 | 2-2 | 1.000 | 0-0 | .000 | 1-6-7 | 0 | 1 | 2 | 2 | 0 | 14 | 32 |
| * at Florida State | 3-7 | .429 | 1-3 | .333 | 0-1 | .000 | 0-5-5 | 1 | 0 | 1 | 0 | 0 | 7 | 27 |
| * [25] Louisville | 2-5 | .400 | 0-2 | .000 | 2-4 | .500 | 0-7-7 | 3 | 2 | 2 | 0 | 0 | 6 | 36 |
| * at Duke | 1-2 | .500 | 0-0 | .000 | 0-0 | .000 | 0-4-4 | 1 | 3 | 0 | 1 | 0 | 2 | 25 |
| * North Carolina | 6-13 | .462 | 1-3 | .333 | 1-3 | .333 | 0-9-9 | 0 | 2 | 0 | 1 | 1 | 14 | 35 |
| * Syracuse | 1-4 | .250 | 0-1 | .000 | 0-0 | .000 | 2-6-8 | 2 | 11 | 5 | 0 | 2 | 2 | 36 |
| * Georgia Tech | 2-7 | .286 | 2-4 | .500 | 0-0 | .000 | 0-8-8 | 4 | 3 | 3 | 0 | 1 | 6 | 32 |
| at Notre Dame | PPD | | | | | | | | | | | | | |
| at Pittsburgh | PPD | | | | | | | | | | | | | |
| * at Wake Forest | 1-8 | .125 | 0-4 | .000 | 2-2 | 1.000 | 1-3-4 | 0 | 2 | 1 | 1 | 0 | 4 | 32 |
| * Miami (Fla.) | 2-7 | .286 | 0-2 | .000 | 1-1 | 1.000 | 0-4-4 | 0 | 4 | 2 | 0 | 1 | 5 | 33 |
| * at Syracuse | 1-7 | .143 | 1-5 | .200 | 0-0 | .000 | 0-5-5 | 2 | 5 | 5 | 0 | 0 | 3 | 27 |
| * Pittsburgh | 3-6 | .500 | 2-3 | .667 | 0-0 | .000 | 1-5-6 | 2 | 3 | 3 | 1 | 1 | 8 | 32 |
| * Miami (Fla.) | 4-5 | .800 | 2-2 | 1.000 | 0-0 | .000 | 0-1-1 | 2 | 3 | 4 | 0 | 0 | 10 | 30 |

* - Game Started; [] AP Ranking

» NOTES

TRAPP SETS CAREER-HIGH ASSIST MARK

- Clyde Trapp totaled 11 assists against Syracuse (Feb. 6). That set a new career-best for Trapp.
- The 11 assists tied for the most by an individual player during the Brad Brownell Era (since 2010).
- Trapp tied former teammate Marcquise Reed with 11 assists. Reed totaled 11 against Georgia Tech (Jan. 28, 2018).

TRAPP TIES CAREER-HIGH REBOUND MARK

- Clyde Trapp totaled nine rebounds in a 63-50 win over North Carolina on Feb. 2.
- Trapp also posted 14 points on a career-high-tying six made field goals.

BEST SEASON PERFORMANCE VS. FSU

- Clyde Trapp put on his best performance of the season in a win over Florida State.
- Trapp led the Tigers with 15 points on 4-for-10 shooting, including a career-high six made free throws.
- Trapp also added a career-high-tying three steals in the contest.

BEST NIGHT AS A TIGER

- Clyde Trapp put together probably his best performance as a Tiger. Head Coach Brad Brownell stated as such following Clemson's home win over Syracuse.
- Trapp posted career highs in points (17), rebounds (9) and assists (6) to help propel the Tigers to victory.
- Trapp also scored the game-winning basket with 2.5 seconds left in the game on a pass from Khavon Moore.

CAREER NIGHT ON THE GLASS

- Clyde Trapp grabbed a career-high eight rebounds against Wake Forest (Jan. 21) in a 71-68 victory.
- The eight rebounds were the most of his career and also the most defensive rebounds of his career (8).

POISED ON THE FLOOR

- Trapp brought much needed depth and experience to the floor for the Tigers last season.
- Having started the last five contests, he has posted 13 assists, including one of the biggest in Clemson history.
- Trapp made a great in rhythm, in the pocket pass to Aamir Simms for a late wing 3-pointer to tie the Tar Heels at 70-70 with 3.5 seconds left.
- Trapp scored or assisted on four points in the overtime victory, the Tigers' first in Chapel Hill in 59 tries, spanning 95 years.

» CAREER STATS

| Year | | | | | Field Goals | | | 3-PT | | | | | | Rebounds | | | | | | | | | | | |
|--------------|------------|-----------|-------------|--|-------------|------------|-------------|-----------|------------|-------------|-----------|------------|-------------|-----------|------------|------------|------------|------------|----------|------------|------------|-----------|-----------|------------|------------|
| | GP | GS | Min. | | FG | FGA | Pct. | FG | FGA | Pct. | FT | FTA | Pct. | OR | DR | TOT | Avg. | PF | DQ | A | TO | Blk | Stl | Pts. | Avg. |
| 2017-18 | 29 | 0 | 225 | | 16 | 41 | .390 | 7 | 21 | .333 | 14 | 19 | .737 | 1 | 19 | 20 | 0.7 | 25 | 0 | 17 | 15 | 2 | 2 | 53 | 1.8 |
| 2018-19 | 34 | 7 | 816 | | 69 | 173 | .399 | 26 | 85 | .306 | 40 | 62 | .645 | 15 | 114 | 129 | 3.4 | 73 | 1 | 54 | 58 | 8 | 28 | 204 | 6.0 |
| 2019-20 | 21 | 19 | 537 | | 44 | 120 | .367 | 17 | 65 | .262 | 21 | 42 | .500 | 2 | 80 | 82 | 3.9 | 37 | 0 | 53 | 35 | 2 | 14 | 126 | 6.0 |
| 2020-21 | 23 | 23 | 660 | | 60 | 149 | .403 | 19 | 55 | .345 | 21 | 36 | .583 | 12 | 112 | 124 | 5.4 | 34 | 0 | 59 | 45 | 8 | 15 | 160 | 7.0 |
| TOTAL | 107 | 49 | 2240 | | 189 | 483 | .391 | 69 | 226 | .305 | 96 | 159 | .604 | 30 | 309 | 339 | 3.2 | 169 | 1 | 183 | 153 | 20 | 59 | 543 | 5.1 |

» TRAPP NOTES

TRAPP SUFFERS TORN ACL

- It was announced on June 28, 2019 that Trapp tore his ACL, one day before the team would travel to Italy for the 2019 World University Games.

1 JONATHAN BAEHRE

Sr. | Forward | 6-10 | 214
Weisbaden, Germany | UNC Asheville



» CAREER HIGHS

| | | | |
|----------|----|-------------------------|----------|
| Points | 28 | at USC | 3/13/18 |
| Rebounds | 14 | at USC | 3/13/18 |
| Assists | 4 | vs. Western Carolina | 12/17/17 |
| Steals | 3 | vs. Western Carolina | 12/17/17 |
| FG Made | 11 | at USC | 3/13/18 |
| 3FG Made | 4 | at USC | 3/13/18 |
| FT Made | 4 | 4x, last at Wake Forest | 2/24/21 |
| Minutes | 42 | at USC | 3/13/18 |

» ABOUT JONATHAN BAEHRE

| |
|---|
| Born September 12, 1996 |
| Hometown Weisbaden, Germany |
| High School Wilkinson County (Ga.) |
| Previous School UNC Asheville |
| Major Athletic Leadership |
| Pronunciation: Baehre (Sounds like Bear) |

» 2020-21 GAME-BY-GAME

| OPPONENT | FG | PCT. | 3FG | PCT. | FT | PCT. | OR-DR-TOT | PF | A | TO | BLK | STL | PTS | MIN |
|-----------------------|-----|-------|-----|-------|-----|-------|-----------|----|---|----|-----|-----|-----|-----|
| vs. Mississippi State | 1-2 | .500 | 0-0 | .000 | 0-0 | .000 | 0-1-1 | 2 | 2 | 1 | 0 | 0 | 2 | 17 |
| vs. Purdue | 4-7 | .571 | 2-4 | .500 | 1-1 | 1.000 | 0-0-0 | 2 | 2 | 1 | 1 | 1 | 11 | 23 |
| South Carolina State | 0-0 | .000 | 0-0 | .000 | 0-0 | .000 | 0-1-1 | 0 | 0 | 0 | 0 | 0 | 0 | 5 |
| * Maryland | 1-5 | .200 | 0-1 | .000 | 0-0 | .000 | 0-3-3 | 2 | 2 | 0 | 0 | 0 | 2 | 21 |
| * vs. Alabama | 4-9 | .444 | 0-2 | .000 | 0-0 | .000 | 2-6-8 | 2 | 1 | 1 | 2 | 0 | 8 | 19 |
| * at Virginia Tech | 2-6 | .333 | 1-2 | .500 | 2-2 | 1.000 | 0-3-3 | 2 | 0 | 0 | 2 | 3 | 7 | 23 |
| at South Carolina | PPD | | | | | | | | | | | | | |
| vs. Morehead State | 2-4 | .500 | 1-1 | 1.000 | 1-2 | .500 | 3-5-8 | 1 | 2 | 0 | 1 | 2 | 6 | 24 |
| * Florida State | 2-7 | .286 | 0-2 | .000 | 4-7 | .571 | 4-3-7 | 0 | 0 | 2 | 1 | 1 | 8 | 24 |
| * at Miami (Fla.) | 3-6 | .500 | 1-1 | 1.000 | 0-0 | .000 | 1-5-6 | 2 | 1 | 2 | 0 | 0 | 7 | 24 |
| * NC State | 3-6 | .500 | 0-1 | .000 | 1-1 | 1.000 | 3-3-6 | 5 | 1 | 2 | 0 | 0 | 7 | 28 |
| at North Carolina | PPD | | | | | | | | | | | | | |
| at Syracuse | PPD | | | | | | | | | | | | | |
| * [18] Virginia | 0-1 | .000 | 0-1 | .000 | 0-0 | .000 | 0-0-0 | 1 | 0 | 0 | 0 | 0 | 0 | 11 |
| * at Georgia Tech | 0-3 | .000 | 0-1 | .000 | 0-0 | .000 | 1-3-4 | 3 | 4 | 2 | 1 | 1 | 0 | 18 |
| * at Florida State | 1-5 | .200 | 1-4 | .250 | 2-2 | 1.000 | 0-3-3 | 1 | 0 | 0 | 1 | 0 | 5 | 19 |
| [25] Louisville | 1-3 | .333 | 0-2 | .000 | 2-2 | 1.000 | 1-3-4 | 1 | 0 | 1 | 0 | 0 | 4 | 17 |
| at Duke | 0-2 | .000 | 0-1 | .000 | 0-0 | .000 | 0-1-1 | 3 | 0 | 2 | 1 | 0 | 0 | 14 |
| North Carolina | 1-2 | .500 | 0-0 | .000 | 0-0 | .000 | 0-1-1 | 0 | 0 | 0 | 0 | 0 | 2 | 4 |
| Syracuse | 2-2 | 1.000 | 0-0 | .000 | 2-2 | 1.000 | 0-6-6 | 1 | 0 | 1 | 1 | 0 | 6 | 16 |
| Georgia Tech | 2-2 | 1.000 | 0-0 | .000 | 4-4 | 1.000 | 1-1-2 | 2 | 1 | 0 | 1 | 0 | 8 | 12 |
| at Notre Dame | PPD | | | | | | | | | | | | | |
| at Pittsburgh | PPD | | | | | | | | | | | | | |
| at Wake Forest | 0-1 | .000 | 0-1 | .000 | 4-4 | 1.000 | 0-1-1 | 1 | 0 | 0 | 1 | 0 | 4 | 14 |
| Miami (Fla.) | 1-3 | .333 | 0-0 | .000 | 0-0 | .000 | 1-1-2 | 0 | 1 | 0 | 0 | 0 | 2 | 13 |
| at Syracuse | 2-5 | .400 | 1-2 | .500 | 0-0 | .000 | 2-1-3 | 0 | 0 | 0 | 0 | 0 | 5 | 14 |
| * Pittsburgh | 2-4 | .500 | 0-1 | .000 | 0-0 | .000 | 1-2-3 | 1 | 1 | 0 | 0 | 0 | 4 | 18 |
| Miami (Fla.) | 1-3 | .333 | 1-2 | .500 | 0-0 | .000 | 0-1-1 | 0 | 0 | 0 | 0 | 0 | 3 | 10 |

* - Game Started; [] AP Ranking

» NOTES

BAEHRE-Y CONSISTENT

- Jonathan Baehre was a steady player for the Tigers this season.
- Baehre scored at least six points on nine occasions and grabbed at least four rebounds eight times during the year.
- Over the last seven games, Baehre is 10-for-20 from the floor.

FAST START IN 2020-21

- Jonathan Baehre has already managed the same amount of contests in one week that he had previously in a Tiger uniform in two seasons.
- Baehre came on strong off the bench against Purdue, providing 11 points, two assists and finishing 4-for-7 from the floor.
- Baehre enjoyed one of his best games as a Tiger against Alabama (Dec. 12). He finished with eight points and eight rebounds, while adding two blocks (a season-high).

BAEHRE RE-TORE ACL

- It was announced on Feb. 1, 2020 that Jonathan Baehre re-tore his ACL and underwent successful surgery.
- Baehre is officially out for the remainder of the 2019-20 season.
- It was announced on May 21, 2019 that Baehre tore his ACL. He would still travel to Italy for the 2019 World University Games, but would not participate.


» CAREER STATS

| Year | GP | GS | Min. | Field Goals | | | 3-PT | | | FT | FTA | Pct. | Rebounds | | | Avg. | PF | DQ | A | TO | Blk | Stl | Pts. | Avg. |
|----------------|-----------|-----------|-------------|-------------|------------|-------------|-----------|------------|-------------|-----------|-----------|-------------|-----------|------------|------------|------------|------------|----------|-----------|-----------|-----------|-----------|------------|------------|
| | | | | FG | FGA | Pct. | FG | FGA | Pct. | | | | OR | DR | TOT | | | | | | | | | |
| 2016-17 | 11 | 0 | 82 | 9 | 19 | .474 | 1 | 3 | .333 | 4 | 9 | .444 | 9 | 8 | 17 | 1.5 | 9 | 0 | 5 | 5 | 3 | 3 | 23 | 2.1 |
| 2017-18 | 33 | 20 | 716 | 100 | 185 | .541 | 24 | 66 | .364 | 15 | 20 | .750 | 50 | 97 | 147 | 4.5 | 92 | 4 | 29 | 38 | 57 | 21 | 239 | 7.2 |
| 2019-20 | 2 | 0 | 26 | 0 | 2 | .000 | 0 | 2 | .000 | 0 | 0 | .000 | 1 | 6 | 7 | 3.5 | 0 | 0 | 0 | 6 | 0 | 0 | 0 | 0.0 |
| 2020-21 | 23 | 10 | 388 | 35 | 88 | .398 | 8 | 29 | .276 | 23 | 27 | .852 | 20 | 54 | 74 | 3.2 | 32 | 1 | 18 | 15 | 13 | 8 | 101 | 4.4 |
| CLEMSON | 25 | 10 | 415 | 35 | 90 | .389 | 8 | 31 | .258 | 23 | 27 | .852 | 21 | 60 | 81 | 3.2 | 32 | 1 | 18 | 21 | 13 | 8 | 101 | 4.0 |
| TOTAL | 70 | 31 | 1238 | 147 | 300 | .490 | 34 | 101 | .337 | 48 | 62 | .774 | 84 | 171 | 255 | 3.6 | 133 | 5 | 56 | 65 | 77 | 33 | 376 | 5.4 |

* Played first two collegiate seasons at UNC Asheville

2 AL-AMIR DAWES

So. | Guard | 6-2 | 180
Newark, N.J. | The Patrick School



» CAREER HIGHS

| | | | |
|----------|----|---------------------------|----------|
| Points | 22 | at Boston College | 2/22/20 |
| Rebounds | 8 | vs. Virginia | 2/5/20 |
| Assists | 6 | 2x, last vs. Colorado | 11/26/19 |
| Steals | 3 | 3x, last vs. Miami | 2/27/21 |
| FG Made | 8 | at Boston College | 2/22/20 |
| 3FG Made | 6 | at Boston College | 2/22/20 |
| FT Made | 9 | vs. NC State | 1/4/20 |
| Minutes | 37 | 3x, last at Virginia Tech | 12/15/20 |

» ABOUT AL-AMIR DAWES

Born September 28, 2001
Hometown Newark, N.J.
High School The Patrick School
Major Communications

» ESPN Top 100 Prospect, 247Sports Top 150 Prospect, Rivals Top 150 Prospect.
» Chose Clemson over Providence, Seton Hall, St. John's and UCONN.

» 2020-21 GAME-BY-GAME

| OPPONENT | FG | PCT. | 3FG | PCT. | FT | PCT. | OR-DR-TOT | PF | A | TO | BLK | STL | PTS | MIN |
|-------------------------|------|------|------|-------|-----|-------|-----------|----|---|----|-----|-----|-----|-----|
| * vs. Mississippi State | 3-9 | .333 | 1-3 | .333 | 3-4 | .750 | 1-1-2 | 1 | 1 | 3 | 0 | 1 | 10 | 26 |
| vs. Purdue | 3-6 | .500 | 0-3 | .000 | 4-4 | 1.000 | 1-4-5 | 2 | 3 | 0 | 0 | 2 | 10 | 29 |
| * South Carolina State | 2-7 | .286 | 0-4 | .000 | 1-1 | 1.000 | 0-0-0 | 2 | 4 | 0 | 1 | 3 | 5 | 20 |
| * Maryland | 4-8 | .500 | 2-4 | .500 | 2-2 | 1.000 | 0-1-1 | 1 | 1 | 0 | 0 | 1 | 12 | 23 |
| * vs. Alabama | 4-9 | .444 | 1-5 | .200 | 1-3 | .333 | 2-2-4 | 1 | 3 | 1 | 1 | 1 | 10 | 32 |
| * at Virginia Tech | 6-14 | .429 | 5-11 | .455 | 1-2 | .500 | 0-4-4 | 1 | 3 | 5 | 1 | 1 | 18 | 37 |
| at South Carolina | PPD | | | | | | | | | | | | | |
| * vs. Morehead State | 4-9 | .444 | 4-9 | .444 | 0-0 | .000 | 0-0-0 | 1 | 3 | 2 | 0 | 0 | 12 | 23 |
| * Florida State | 4-8 | .500 | 3-6 | .500 | 0-0 | .000 | 0-2-2 | 2 | 1 | 3 | 0 | 0 | 11 | 25 |
| * at Miami (Fla.) | 2-7 | .286 | 0-3 | .000 | 0-0 | .000 | 1-4-5 | 2 | 2 | 1 | 0 | 2 | 4 | 37 |
| * NC State | 2-9 | .222 | 1-4 | .250 | 0-0 | .000 | 0-2-2 | 1 | 2 | 0 | 0 | 0 | 5 | 27 |
| at North Carolina | PPD | | | | | | | | | | | | | |
| at Syracuse | PPD | | | | | | | | | | | | | |
| * [18] Virginia | 0-4 | .000 | 0-1 | .000 | 0-0 | .000 | 0-0-0 | 1 | 1 | 1 | 0 | 0 | 0 | 20 |
| * at Georgia Tech | 1-4 | .250 | 1-4 | .250 | 0-0 | .000 | 0-3-3 | 2 | 1 | 3 | 0 | 0 | 3 | 18 |
| * at Florida State | 2-11 | .182 | 1-7 | .143 | 2-2 | 1.000 | 1-3-4 | 0 | 0 | 2 | 0 | 1 | 7 | 26 |
| * [25] Louisville | 5-11 | .455 | 4-8 | .500 | 1-2 | .500 | 0-1-1 | 2 | 3 | 0 | 0 | 1 | 15 | 30 |
| * at Duke | 2-6 | .333 | 2-5 | .400 | 0-0 | .000 | 0-0-0 | 0 | 0 | 2 | 0 | 1 | 6 | 27 |
| North Carolina | 3-6 | .500 | 1-3 | .333 | 0-0 | .000 | 0-0-0 | 1 | 1 | 3 | 0 | 0 | 7 | 17 |
| Syracuse | 2-4 | .500 | 2-3 | .667 | 2-2 | 1.000 | 0-0-0 | 0 | 1 | 2 | 0 | 0 | 8 | 16 |
| Georgia Tech | 3-7 | .429 | 1-4 | .250 | 1-2 | .500 | 0-2-2 | 1 | 1 | 3 | 0 | 0 | 8 | 24 |
| at Notre Dame | PPD | | | | | | | | | | | | | |
| at Pittsburgh | PPD | | | | | | | | | | | | | |
| at Wake Forest | 0-2 | .000 | 0-0 | .000 | 0-0 | .000 | 1-3-4 | 0 | 1 | 0 | 0 | 0 | 0 | 16 |
| Miami (Fla.) | 7-9 | .778 | 4-4 | 1.000 | 1-2 | .500 | 0-3-3 | 1 | 1 | 0 | 1 | 3 | 19 | 28 |
| at Syracuse | 4-6 | .667 | 3-5 | .600 | 0-0 | .000 | 1-1-2 | 1 | 2 | 0 | 0 | 1 | 11 | 28 |
| Pittsburgh | 7-10 | .700 | 5-8 | .625 | 2-3 | .667 | 0-2-2 | 1 | 5 | 2 | 0 | 1 | 21 | 32 |
| Miami (Fla.) | 2-4 | .500 | 0-2 | .000 | 2-2 | 1.000 | 1-2-3 | 1 | 2 | 4 | 0 | 2 | 6 | 23 |

* - Game Started; [] AP Ranking

» NOTES

TWENTY OFF THE BENCH

- Al-Amir Dawes scored a season-best 21 points off the bench in a win over Pittsburgh (March 6).
- It marked the first time a Tiger scored 20 off the bench since Hunter Tyson scored a then-career-high 20 points in an 87-65 victory over Detroit Mercy (Nov. 17, 2019).
- Prior to Tyson, Marquise Reed returned from a knee injury and scored 20 in a brace in a win at South Carolina (Dec. 22, 2018).

DAWES OVER HIS LAST FOUR

- Al-Amir Dawes has lit it up over his last four contests, averaging 14.3 points, 2.5 assists and 2.5 rebounds per game.
- Dawes is shooting 68.9 percent (20-29) from the field and an ultra-impressive 63.2 percent (12-19) from three over that stretch.
- Dawes tallied a season-high 21 points in a win over Pittsburgh to finish the regular season.
- It marked his second career 20-point game and third-straight in double-figures.
- The seven made field goals, five made threes and five assists against Pitt were all

DAWES LIGHTS IT UP AGAINST MIAMI

- Al-Amir Dawes scored a season-high 19 points on an extremely efficient 7-for-9 from the floor, including a perfect 4-for-4 from three point range.
- Dawes shared the team-lead in points with Aamir Simms, while tying a career-high in steals with three.

DAWES PICKING UP WHERE HE LEFT OFF

- Sophomore Al-Amir Dawes got off to a quick start for the Tigers this season, scoring in double-figures in six of the team's first seven contests.
- Dawes scored in double figures in five consecutive games earlier this season, including a season-high 18 points at Virginia Tech (Dec. 15).
- After starting the season 4-for-19 from 3-point range, Dawes went 12-for-26 over three contests (.462) vs. Virginia Tech, Morehead State and Florida State.

DAWES' HOT STREAK IN 19-20

- Dawes had 18 points, including the game-winner with one second left in Clemson's 70-69 win over Florida State.
- Clemson has won five-of-the-last-six games and Dawes led the Tigers in scoring in four of those contests.
- Over those five games, Dawes has averaged 15.0 points, shot 26-53 from the field (.491), 14-of-33 on his

» CAREER STATS

| | Field Goals | | | | | | | | | 3-PT | | | Rebounds | | | | | | | | | | | | | | | | | |
|---------|-------------|----|------|-----|-----|------|----|-----|------|------|-----|------|----------|-----|-----|------|----|----|-----|-----|-----|-----|------|------|--|--|--|--|--|--|
| Year | GP | GS | Min. | FG | FGA | Pct. | FG | FGA | Pct. | FT | FTA | Pct. | OR | DR | TOT | Avg. | PF | DQ | A | TO | Blk | Stl | Pts. | Avg. | | | | | | |
| 2019-20 | 31 | 26 | 926 | 93 | 244 | .381 | 48 | 151 | .318 | 45 | 57 | .789 | 6 | 81 | 87 | 2.8 | 55 | 1 | 76 | 78 | 1 | 30 | 279 | 9.0 | | | | | | |
| 2020-21 | 23 | 14 | 582 | 72 | 170 | .424 | 41 | 106 | .387 | 23 | 31 | .742 | 9 | 40 | 49 | 2.1 | 25 | 0 | 42 | 37 | 4 | 21 | 208 | 9.0 | | | | | | |
| TOTAL | 54 | 40 | 1508 | 165 | 414 | .399 | 89 | 257 | .346 | 68 | 88 | .773 | 15 | 121 | 136 | 2.5 | 80 | 1 | 118 | 115 | 5 | 51 | 487 | 9.0 | | | | | | |

» DAWES NOTES

three-point attempts (.424) and made 75.0 percent from the line (9-12). He has added 16 assists and seven steals.

- Dawes scored 18 points at Pittsburgh (including 17 in the second half), a game he made 4-of-7 three-point shots and had a career high 22 at Boston College, where he made 6-10 three-point shots.

LEADING IN VICTORY

- Al-Amir Dawes, an All-Freshman candidate in the ACC, scored a career-high 22 points in a rout of Boston College (Feb. 22).
- Dawes finished 8-for-12 from the floor. The eight made field goals are a new career-best.
- Dawes also set a new career-best with six made 3-pointers (6-for-10).
- His career offensive performance came in a season-tying-high 37 minutes.

FUELING VICTORY

- Al-Amir Dawes, an All-Freshman candidate in the ACC last season, scored 17 of his 18 points in the second half to help fuel the Tigers to a 20-point road victory at Pittsburgh.
- Dawes scored nine double-digit point games this season.
- He netted a career-best four 3-pointers against the Panthers, finishing 4-of-7 from behind the arc.
- Overall for the game, Dawes was 5-for-9 from the floor and 4-for-6 from the foul line.
- Dawes' five assists was tied for his second most in a game this season.

CAREER NIGHT REBOUNDING

- Al-Amir Dawes grabbed a season-high eight rebounds in the Tigers' loss to Virginia (Feb. 5).
- The eight rebounds marked the most the freshman guard has corralled this season.
- He had previously collected six boards on two occasions against Virginia Tech and Yale.

DAWES' PERFORMANCE VS. ALABAMA A&M

- Al-Amir Dawes enjoyed a seasons-best game against Alabama A&M this season (Nov. 21).
- Dawes scored a season-high 19 points on a season-high seven made field goals.

BEFORE CLEMSON

- Comes to Clemson as a four-star prospect according to both ESPN and 247Sports. ESPN ranks Dawes No. 95 in its Top 100 for the 2019 signing class.
- He is rated the fifth-best prospect in New Jersey, 15th nationally at the point guard position and 24th overall on the east coast.
- Averaged 15.5 points, 4.3 assists, 3.1 rebounds and 2.1 steals per game on the NIKE EYBL Circuit en route to third-team honors — earning Top 15 recognition.
- Chose Clemson over Providence, Seton Hall, St. John's and UCONN.

HIGH SCHOOL ACCOLADES

- ESPN Top 100 Prospect
- 247Sports Top 150 Prospect
- Rivals Top 150 Prospect
- Finished Top 15 at NPBA Camp
- Finished Top 3 at Chris Paul's CP3 Camp
- Made Third-Team overall on the Nike EYBL Circuit (meaning he finished Top 15 on the Nike Circuit)

3 CHASE HUNTER



So. | Guard | 6-3.5 | 204
Atlanta, Ga. | Westlake

» CAREER HIGHS

| | | | |
|----------|----|----------------------------|----------|
| Points | 13 | vs. Presbyterian | 11/7/19 |
| Rebounds | 3 | 4x, last at Virginia Tech | 12/15/20 |
| Assists | 4 | 2x, last vs. Detroit Mercy | 11/17/19 |
| Steals | 3 | vs. Florida State | 1/23/21 |
| FG Made | 5 | vs. Presbyterian | 11/7/19 |
| 3FG Made | 3 | vs. Presbyterian | 11/7/19 |
| FT Made | 2 | 2x, last vs. Detroit Mercy | 11/17/19 |
| Minutes | 30 | vs. Detroit Mercy | 11/17/19 |

» ABOUT CHASE HUNTER

Born April 8, 2001
Hometown Atlanta, Ga.
High School Westlake
Major Parks, Recreation, Tourism Management
 » 247Sports Top 100 Prospect, ranked No. 4 player in the state of Georgia, ranked No. 14 combo guard in the country according to 247Sports.
 » Chose Clemson over Georgia, Virginia, Oklahoma and Michigan State.

» 2020-21 GAME-BY-GAME

| OPPONENT | FG | PCT. | 3FG | PCT. | FT | PCT. | OR-DR-TOT | PF | A | TO | BLK | STL | PTS | MIN |
|-------------------------|-----|-------|-----|-------|-----|-------|-----------|----|---|----|-----|-----|-----|-----|
| * vs. Mississippi State | 1-5 | .200 | 0-1 | .000 | 1-2 | .500 | 0-3-3 | 1 | 1 | 0 | 0 | 1 | 3 | 16 |
| * vs. Purdue | 0-0 | .000 | 0-0 | .000 | 0-0 | .000 | 0-2-2 | 2 | 1 | 2 | 0 | 1 | 0 | 10 |
| South Carolina State | 2-5 | .400 | 0-0 | .000 | 1-2 | .500 | 1-2-3 | 2 | 1 | 1 | 0 | 1 | 5 | 18 |
| Maryland | 0-2 | .000 | 0-0 | .000 | 0-0 | .000 | 0-1-1 | 1 | 1 | 0 | 0 | 0 | 0 | 10 |
| vs. Alabama | 1-6 | .167 | 0-0 | .000 | 2-2 | 1.000 | 0-1-1 | 0 | 0 | 1 | 1 | 1 | 4 | 15 |
| at Virginia Tech | 2-5 | .400 | 0-1 | .000 | 0-0 | .000 | 1-2-3 | 2 | 1 | 2 | 0 | 0 | 4 | 16 |
| at South Carolina | PPD | | | | | | | | | | | | | |
| * vs. Morehead State | 0-5 | .000 | 0-2 | .000 | 0-0 | .000 | 0-0-0 | 2 | 2 | 0 | 0 | 0 | 0 | 19 |
| Florida State | 3-8 | .375 | 0-3 | .000 | 2-2 | 1.000 | 1-1-2 | 1 | 0 | 0 | 0 | 0 | 8 | 22 |
| at Miami (Fla.) | 1-3 | .333 | 1-2 | .500 | 0-0 | .000 | 0-1-1 | 4 | 1 | 2 | 0 | 0 | 3 | 14 |
| NC State | 1-1 | 1.000 | 0-0 | .000 | 0-2 | .000 | 1-0-1 | 1 | 0 | 1 | 0 | 0 | 2 | 8 |
| at North Carolina | PPD | | | | | | | | | | | | | |
| at Syracuse | PPD | | | | | | | | | | | | | |
| [18] Virginia | 2-3 | .667 | 0-0 | .000 | 0-0 | .000 | 0-1-1 | 0 | 0 | 1 | 0 | 0 | 4 | 16 |
| at Georgia Tech | 0-2 | .000 | 0-2 | .000 | 0-0 | .000 | 0-0-0 | 0 | 1 | 1 | 0 | 0 | 0 | 12 |
| at Florida State | 4-7 | .571 | 1-4 | .250 | 0-0 | .000 | 0-0-0 | 2 | 0 | 1 | 0 | 3 | 9 | 16 |
| [25] Louisville | 0-3 | .000 | 0-3 | .000 | 0-0 | .000 | 0-2-2 | 1 | 1 | 1 | 0 | 1 | 0 | 9 |
| at Duke | 4-8 | .500 | 1-1 | 1.000 | 0-0 | .000 | 1-1-2 | 0 | 2 | 1 | 0 | 1 | 9 | 18 |
| North Carolina | 1-3 | .333 | 1-2 | .500 | 0-0 | .000 | 0-1-1 | 2 | 1 | 0 | 0 | 0 | 3 | 17 |
| Syracuse | 0-0 | .000 | 0-0 | .000 | 0-0 | .000 | 0-0-0 | 0 | 0 | 1 | 1 | 0 | 0 | 4 |
| Georgia Tech | 0-1 | .000 | 0-1 | .000 | 0-0 | .000 | 1-1-2 | 1 | 1 | 1 | 0 | 0 | 0 | 9 |
| at Notre Dame | PPD | | | | | | | | | | | | | |
| at Pittsburgh | PPD | | | | | | | | | | | | | |
| * at Wake Forest | 0-3 | .000 | 0-2 | .000 | 0-0 | .000 | 0-2-2 | 0 | 1 | 2 | 0 | 0 | 0 | 10 |
| Miami (Fla.) | 0-3 | .000 | 0-2 | .000 | 0-0 | .000 | 0-0-0 | 2 | 2 | 0 | 0 | 0 | 0 | 9 |
| at Syracuse | 3-6 | .500 | 1-4 | .250 | 0-0 | .000 | 0-2-2 | 2 | 4 | 0 | 0 | 1 | 7 | 20 |
| Pittsburgh | 2-4 | .500 | 0-2 | .000 | 0-0 | .000 | 0-0-0 | 1 | 0 | 1 | 0 | 0 | 4 | 21 |
| Miami (Fla.) | 0-2 | .000 | 0-1 | .000 | 2-2 | 1.000 | 0-0-0 | 0 | 0 | 0 | 0 | 0 | 2 | 13 |

* - Game Started; [] AP Ranking

» NOTES

CAREER HIGH STEALS

- Chase Hunter scored nine points in 16 minutes of action against Florida State (Jan. 23). He also snagged a career-high three steals in the process.
- He topped his previous season-highs (which also came earlier against FSU), with four field goals and nine points.

SEASON-HIGH AGAINST FSU

- Chase Hunter played a season-high 21:47 against the Seminoles and scored a then-season-high eight points in the process.
- His three field goals against Florida State was a then-seasons-best.

HUNTER SUFFERED FOOT INJURY

- Suffered a foot injury earlier in the year last season that forced the freshman to miss 19 total games.
- Played in two games over that stretch, but made his return on Jan. 18 at NC State, playing also against Wake Forest and at Louisville.

BEFORE CLEMSON

- Comes to Clemson as a four-star prospect and No. 98 overall in 247Sports' Top 100 for the 2019 class.
- 247Sports ranks Hunter as the No. 4 player in the state of Georgia and the No. 14 combo guard in the country.
- Averaged 15.6 points, 4.1 rebounds, 2.3 assists and 1.8 steals per game as a junior.
- Scored in double-figures in 17-of-22 games and scored more than 20 points on eight occasions, including at least 30 points twice.
- On the Under Armour circuit, Hunter averaged 14.0 points, 2.7 assists, 2.5 rebounds and 1.5 steals per game.
- Hunter chose Clemson over Georgia, Virginia, Oklahoma and Michigan State.

HIGH SCHOOL ACCOLADES

- 247Sports Top 100 Prospect
- Ranked No. 4 player in the state of Georgia
- Ranked No. 14 combo guard in the country according to 247Sports

» CAREER STATS

| Year | GP | GS | Min. | Field Goals | | | 3-PT | | | FT | FTA | Pct. | Rebounds | | | Avg. | PF | DQ | A | TO | Blk | Stl | Pts. | Avg. |
|--------------|-----------|----------|------------|-------------|------------|-------------|-----------|-----------|-------------|-----------|-----------|-------------|----------|-----------|-----------|------------|-----------|----------|-----------|-----------|----------|-----------|------------|------------|
| | | | | FG | FGA | Pct. | FG | FGA | Pct. | | | | OR | DR | TOT | | | | | | | | | |
| 2019-20 | 9 | 4 | 175 | 17 | 45 | .378 | 7 | 23 | .304 | 7 | 11 | .636 | 1 | 8 | 9 | 1.0 | 17 | 0 | 14 | 12 | 0 | 7 | 48 | 5.3 |
| 2020-21 | 23 | 4 | 322 | 27 | 85 | .318 | 5 | 33 | .152 | 8 | 12 | .667 | 6 | 23 | 29 | 1.3 | 27 | 0 | 21 | 19 | 2 | 10 | 67 | 2.9 |
| TOTAL | 32 | 8 | 497 | 44 | 130 | .338 | 12 | 56 | .214 | 15 | 23 | .652 | 7 | 31 | 38 | 1.2 | 44 | 0 | 35 | 31 | 2 | 17 | 115 | 3.6 |

4 NICK HONOR



RSo. | Guard | 5-10 | 205
Orlando, Fla. | Fordham

» CAREER HIGHS

| | | | |
|----------|----|---------------------------|----------|
| Points | 30 | at Maine | 12/4/18 |
| Rebounds | 6 | vs. George Washington | 3/6/19 |
| Assists | 6 | 4x, last at Wake Forest | 2/24/21 |
| Steals | 4 | 2x, last at Miami | 1/2/21 |
| FG Made | 9 | vs. Florida International | 11/16/18 |
| 3FG Made | 6 | vs. St. Bonaventure | 1/12/19 |
| FT Made | 7 | vs. Florida International | 11/16/18 |
| Minutes | 42 | at Rhode Island | 2/16/19 |

» ABOUT NICK HONOR

Born October 8, 2000
Hometown Orlando, Fla.
High School Lake Highland
Major Communications
 » Committed to make 300 shots daily while sitting out last season to stay sharp and get better.
 » Father, Al Honor, was recently named to the "Top 100 Influential People" list in Women's College Basketball by Silver Waves Media.

» 2020-21 GAME-BY-GAME

| OPPONENT | FG | PCT. | 3FG | PCT. | FT | PCT. | OR-DR-TOT | PF | A | TO | BLK | STL | PTS | MIN |
|-----------------------|------|------|-----|-------|-----|-------|-----------|----|---|----|-----|-----|-----|-----|
| vs. Mississippi State | 3-9 | .333 | 2-8 | .250 | 0-0 | .000 | 0-0-0 | 0 | 2 | 1 | 0 | 1 | 8 | 16 |
| * vs. Purdue | 6-10 | .600 | 4-7 | .571 | 1-1 | 1.000 | 0-1-1 | 2 | 3 | 2 | 0 | 4 | 17 | 26 |
| South Carolina State | 2-8 | .250 | 1-6 | .167 | 0-0 | .000 | 0-1-1 | 0 | 2 | 2 | 0 | 1 | 5 | 24 |
| Maryland | 4-8 | .500 | 2-3 | .667 | 0-0 | .000 | 0-1-1 | 1 | 0 | 0 | 0 | 3 | 10 | 28 |
| vs. Alabama | 4-8 | .500 | 1-4 | .250 | 0-0 | .000 | 1-0-1 | 3 | 3 | 1 | 0 | 1 | 9 | 20 |
| * at Virginia Tech | 1-6 | .167 | 1-3 | .333 | 0-0 | .000 | 1-1-2 | 2 | 4 | 3 | 0 | 0 | 3 | 24 |
| at South Carolina | PPD | | | | | | | | | | | | | |
| vs. Morehead State | 5-6 | .833 | 4-5 | .800 | 0-1 | .000 | 0-0-0 | 2 | 2 | 1 | 0 | 2 | 14 | 21 |
| Florida State | 3-10 | .300 | 2-5 | .400 | 5-7 | .714 | 2-2-4 | 2 | 1 | 0 | 0 | 1 | 13 | 22 |
| at Miami (Fla.) | 2-7 | .286 | 1-5 | .200 | 2-3 | .667 | 0-0-0 | 3 | 5 | 2 | 0 | 4 | 7 | 25 |
| NC State | 8-11 | .727 | 5-6 | .833 | 0-1 | .000 | 0-3-3 | 3 | 3 | 0 | 0 | 1 | 21 | 33 |
| at North Carolina | PPD | | | | | | | | | | | | | |
| at Syracuse | PPD | | | | | | | | | | | | | |
| [18] Virginia | 3-7 | .429 | 0-3 | .000 | 0-0 | .000 | 1-0-1 | 0 | 2 | 1 | 0 | 0 | 6 | 24 |
| at Georgia Tech | 3-5 | .600 | 3-4 | .750 | 1-2 | .500 | 0-0-0 | 0 | 2 | 1 | 0 | 1 | 10 | 26 |
| at Florida State | 0-5 | .000 | 0-2 | .000 | 6-6 | 1.000 | 1-1-2 | 2 | 3 | 2 | 0 | 1 | 6 | 21 |
| [25] Louisville | 0-4 | .000 | 0-4 | .000 | 0-0 | .000 | 0-0-0 | 0 | 0 | 1 | 0 | 0 | 0 | 10 |
| at Duke | 1-9 | .111 | 1-7 | .143 | 0-0 | .000 | 0-1-1 | 2 | 2 | 1 | 0 | 1 | 3 | 23 |
| * North Carolina | 2-7 | .286 | 2-4 | .500 | 0-0 | .000 | 0-3-3 | 1 | 0 | 1 | 0 | 1 | 6 | 27 |
| * Syracuse | 5-8 | .625 | 5-8 | .625 | 0-0 | .000 | 0-0-0 | 2 | 1 | 0 | 0 | 0 | 15 | 24 |
| * Georgia Tech | 5-7 | .714 | 2-2 | 1.000 | 0-0 | .000 | 0-1-1 | 2 | 3 | 1 | 0 | 2 | 12 | 36 |
| at Notre Dame | PPD | | | | | | | | | | | | | |
| at Pittsburgh | PPD | | | | | | | | | | | | | |
| * at Wake Forest | 4-8 | .500 | 1-4 | .250 | 2-2 | 1.000 | 1-2-3 | 1 | 6 | 1 | 0 | 1 | 11 | 30 |
| * Miami (Fla.) | 3-7 | .429 | 0-3 | .000 | 0-0 | .000 | 0-1-1 | 0 | 3 | 0 | 0 | 3 | 6 | 21 |
| * at Syracuse | 0-3 | .000 | 0-2 | .000 | 0-0 | .000 | 0-1-1 | 0 | 1 | 0 | 0 | 1 | 0 | 14 |
| * Pittsburgh | 2-7 | .286 | 2-5 | .400 | 0-0 | .000 | 1-2-3 | 1 | 3 | 2 | 1 | 0 | 6 | 21 |
| * Miami (Fla.) | 2-8 | .250 | 1-4 | .250 | 0-0 | .000 | 0-1-1 | 4 | 2 | 0 | 0 | 2 | 5 | 23 |

* - Game Started; [] AP Ranking

» NOTES

HONOR'S GAME WINNER LONGEST IN LITTLEJOHN HISTORY

- Nick Honor made the longest game winning shot for the Clemson men's basketball team in the history of Littlejohn Coliseum on Feb. 12, 2021 in a 74-72 win over Georgia Tech.
- Honor's three-point shot came with just 1.1 seconds left. The Tigers had gotten possession after Georgia Tech point guard, Jose Alvarado, an 88.0 percent free throw shooter for the season, missed two free throws.
- Honor's shot was roughly four feet behind the three-point line, making the attempt 26 feet. Honor was just the second Clemson player to make a game winning three-point field goal in Littlejohn Coliseum since the three-point rule came into effect for the 1986-87 season. The rule was also used for ACC games in 1982-83 from 17 feet, 9 inches.
- The only other Tiger to make a three-point winner inside the last 12 seconds of a game took place on Feb. 15, 2012 when Andre Young made a three-pointer with 11.8 seconds left to give Clemson a 72-69 lead and victory over NC State.
- His shot, taken from right in front of the Clemson bench and was not as long as Honor's attempt.
- The longest game winning shot in Clemson history regardless of site took place on Feb. 19, 1966 when Joe Ayoub made a 45-foot shot (just inside half court) to give Clemson a 76-74 win over NC State in the Charlotte Coliseum during the North-South Doubleheader.
- Ayoub shot just 30.4 percent for that season and made just 14 field goals.

CLEMSON GAME-WINNING 3-POINT SHOTS

| Date | Player | Site-Opp. | Time | Final |
|----------|------------------|------------------|-------|-------|
| 2-12-21 | Nick Honor | H-Georgia Tech | :01.1 | 74-72 |
| 2-15-12 | Andre Young | H-NC State | :11.8 | 72-69 |
| 3-2-08 | Terrence Oglesby | A-Maryland | :02.3 | 73-70 |
| 12-4-04 | Cheyenne Moore | A-South Carolina | :03.4 | 63-62 |
| 12-30-96 | Terrell McIntyre | N-Missouri | :12 | 47-45 |
| 2-14-87 | Horace Grant | A-Virginia | :02 | 94-90 |
| 2-4-87 | Michael Brown | A-Maryland | :08 | 80-79 |

Note: Grant's 3-pointer gave Clemson 93-90 lead with two seconds left. Virginia tried to call timeout, but had no timeouts left. Clemson made the technical foul shot and thus the four-point victory margin.

YES, YOUR HONOR

- Nick Honor has netted five field goals in consecutive games for the first time this season.
- Honor is a combined 10-for-15 from the floor and 7-for-10 from 3-point range.
- One of those seven made threes includes the game-

» CAREER STATS

| Year | Field Goals | | | | | | 3-PT | | | Rebounds | | | | | | | | | | | | | | |
|----------|-------------|----|------|-----|-----|------|------|-----|------|----------|-----|------|----|----|-----|------|----|----|-----|----|-----|-----|------|------|
| | GP | GS | Min. | FG | FGA | Pct. | FG | FGA | Pct. | FT | FTA | Pct. | OR | DR | TOT | Avg. | PF | DQ | A | TO | Blk | Stl | Pts. | Avg. |
| 2018-19* | 32 | 32 | 1154 | 174 | 467 | .373 | 70 | 211 | .332 | 71 | 87 | .816 | 18 | 58 | 76 | 2.4 | 60 | 0 | 95 | 54 | 0 | 28 | 489 | 15.3 |
| 2019-20 | | | | | | | | | | | | | | | | | | | | | | | | |
| 2020-21 | 23 | 10 | 538 | 68 | 168 | .405 | 40 | 104 | .385 | 17 | 23 | .739 | 8 | 22 | 30 | 1.3 | 33 | 0 | 53 | 23 | 1 | 31 | 193 | 8.4 |
| CLEMSON | 23 | 10 | 538 | 68 | 168 | .405 | 40 | 104 | .385 | 17 | 23 | .739 | 8 | 22 | 30 | 1.3 | 33 | 0 | 53 | 23 | 1 | 31 | 193 | 8.4 |
| TOTAL | 55 | 42 | 1692 | 242 | 635 | .381 | 110 | 315 | .349 | 88 | 110 | .800 | 26 | 80 | 106 | 1.9 | 93 | 0 | 148 | 77 | 1 | 59 | 682 | 12.4 |

* Played freshman season at Fordham University

» HONOR NOTES

winner against Georgia Tech that he made with 1.1 seconds remaining to top the Yellow Jackets 74-72.

- Trailing 72-71, Tech's Jose Alvarado missed a pair of free throws. Coming back down the floor, set up by an Aamir Simms screen, Honor let an open shot go that banked in just in the nick of time.
- Honor is averaging 13.5 points over his last two games.

HONOR THE THREE

- Nick Honor carried the Tigers to a victory over the Wolfpack of NC State (Jan. 5).
- Honor scored a game-high 21 points on 8-of-11 shooting from the floor, including 5-for-6 from downtown to ignite a second-half comeback and overtime victory.

SECOND HALF MICROWAVE

- Nick Honor provided a spark off the Tiger bench in back-to-back wins over Morehead State and Florida State.
- Honor has scored 27 points in contests against Florida State and Miami, all coming in the second half.
- He is shooting 8-for-12 from the floor and 6-for-9 from three in his last two second halves.
- At one point against Morehead State, Honor hit three-straight triples for Clemson.

HONOR EARNS ALL-TOURNEY ACCOLADES

- In his first game action as a Tiger, Nick Honor earned Space Coast Challenge All-Tournament honors for his performances against Mississippi State and Purdue.
- Honor scored 17 points on 6-of-10 shooting from the floor, including hitting four triples in a championship win over Purdue.
- He also finished with three assists and a career-high four steals.

HONOR'S WAIVER DENIED BY NCAA

- Nick Honor transferred from Fordham.
- It was announced that the waiver submitted by Nick Honor was denied by the NCAA and he sat out the 2019-20 season.
- Honor will have three years of eligibility remaining beginning in 2020-21.

5 HUNTER TYSON



Jr. | Forward | 6-8 | 215
 Monroe, N.C. | Piedmont

» CAREER HIGHS

| | | | |
|----------|----|-----------------------------|----------|
| Points | 21 | vs. Wake Forest | 1/21/20 |
| Rebounds | 10 | at Wake Forest | 2/24/21 |
| Assists | 3 | vs. The Citadel | 11/6/18 |
| Steals | 4 | vs. Yale | 12/22/19 |
| FG Made | 9 | vs. Wake Forest | 1/21/20 |
| 3FG Made | 5 | vs. Detroit Mercy | 11/17/19 |
| FT Made | 4 | 4x, last vs. Pittsburgh | 3/6/21 |
| Minutes | 26 | 2x, last vs. North Carolina | 2/2/21 |

» ABOUT HUNTER TYSON

Born June 13, 2000
 Hometown Monroe, N.C.
 High School Piedmont
 Major Sports Communications

» 2020-21 GAME-BY-GAME

| OPPONENT | FG | PCT. | 3FG | PCT. | FT | PCT. | OR-DR-TOT | PF | A | TO | BLK | STL | PTS | MIN |
|-------------------------|--------------|-------|-----|-------|-----|-------|-----------|----|---|----|-----|-----|-----|-----|
| * vs. Mississippi State | 1-4 | .250 | 1-3 | .333 | 2-3 | .667 | 2-6-8 | 3 | 0 | 2 | 1 | 0 | 5 | 23 |
| * vs. Purdue | 1-5 | .200 | 1-5 | .200 | 0-0 | .000 | 0-4-4 | 0 | 0 | 2 | 0 | 2 | 3 | 12 |
| South Carolina State | 4-5 | .800 | 2-2 | 1.000 | 3-4 | .750 | 1-5-6 | 0 | 1 | 0 | 0 | 0 | 13 | 17 |
| Maryland | 1-2 | .500 | 1-1 | 1.000 | 0-0 | .000 | 0-4-4 | 1 | 0 | 1 | 0 | 0 | 3 | 16 |
| vs. Alabama | 3-3 | 1.000 | 1-1 | 1.000 | 2-3 | .667 | 0-1-1 | 0 | 0 | 0 | 0 | 0 | 0 | 6 |
| at Virginia Tech | DNP (Injury) | | | | | | | | | | | | | |
| at South Carolina | PPD | | | | | | | | | | | | | |
| vs. Morehead State | DNP (Injury) | | | | | | | | | | | | | |
| Florida State | DNP (Injury) | | | | | | | | | | | | | |
| at Miami (Fla.) | DNP (Injury) | | | | | | | | | | | | | |
| NC State | DNP (Injury) | | | | | | | | | | | | | |
| at North Carolina | PPD | | | | | | | | | | | | | |
| at Syracuse | PPD | | | | | | | | | | | | | |
| [18] Virginia | 3-5 | .600 | 1-3 | .333 | 0-0 | .000 | 0-2-2 | 2 | 1 | 2 | 0 | 0 | 7 | 18 |
| at Georgia Tech | 0-2 | .000 | 0-1 | .000 | 2-2 | 1.000 | 1-0-1 | 0 | 0 | 1 | 0 | 0 | 2 | 5 |
| at Florida State | 0-3 | .000 | 0-2 | .000 | 2-4 | .500 | 2-2-4 | 0 | 1 | 1 | 0 | 1 | 2 | 10 |
| * [25] Louisville | 4-9 | .444 | 2-7 | .286 | 0-0 | .000 | 0-4-4 | 3 | 0 | 0 | 2 | 0 | 10 | 23 |
| * at Duke | 0-0 | .000 | 0-0 | .000 | 0-0 | .000 | 0-2-2 | 1 | 0 | 1 | 0 | 0 | 0 | 7 |
| * North Carolina | 5-11 | .455 | 2-5 | .400 | 4-4 | 1.000 | 0-4-4 | 4 | 1 | 0 | 1 | 2 | 16 | 26 |
| * Syracuse | 1-2 | .500 | 0-0 | .000 | 0-0 | .000 | 0-2-2 | 0 | 0 | 3 | 0 | 0 | 2 | 8 |
| * Georgia Tech | 1-4 | .250 | 0-1 | .000 | 2-2 | 1.000 | 1-1-2 | 0 | 0 | 1 | 0 | 0 | 4 | 13 |
| at Notre Dame | PPD | | | | | | | | | | | | | |
| at Pittsburgh | PPD | | | | | | | | | | | | | |
| * at Wake Forest | 3-7 | .429 | 0-4 | .000 | 3-5 | .600 | 2-8-10 | 2 | 1 | 0 | 0 | 1 | 9 | 22 |
| * Miami (Fla.) | 3-6 | .500 | 3-4 | .750 | 1-2 | .500 | 0-6-6 | 3 | 0 | 1 | 1 | 1 | 10 | 23 |
| * at Syracuse | 3-9 | .333 | 0-2 | .000 | 0-0 | .000 | 1-6-7 | 3 | 0 | 0 | 0 | 0 | 6 | 19 |
| Pittsburgh | 5-6 | .833 | 2-3 | .667 | 4-4 | 1.000 | 1-2-3 | 2 | 0 | 1 | 0 | 0 | 16 | 20 |
| * Miami (Fla.) | 5-8 | .625 | 4-4 | 1.000 | 2-2 | 1.000 | 1-6-7 | 3 | 1 | 0 | 1 | 0 | 16 | 28 |

* - Game Started; [] AP Ranking

» NOTES

TYSON'S LAST FIVE

- Over his last five contests, Hunter Tyson is averaging 11.4 points and 6.6 rebounds.
- He is 19-for-34 (.558) from the floor and 9-for-17 (.529) from 3-point range.
- Tyson is 10-for-13 from the foul line during that stretch.

TYSON DRAWS THREE CHARGES

- Hunter Tyson drew three charges in a win over Pittsburgh (March 6).
- Three is one off of a Clemson record for a single game.
- Marc Campbell drew four against Georgia Tech in 1983-84.
- Both Bobby Conrad and Marvin Dickerson each drew four in the same game against North Carolina in 1978-79.

CAREER NIGHT ON THE GLASS

- Hunter Tyson came away with a career-high 10 rebounds in a win over Wake Forest (Feb. 24).
- Two of his rebounds came on the offensive glass.
- He narrowly missed on his first career double-double, finishing with nine points and 10 rebounds.

BIG GAME HUNTING

- Junior forward Hunter Tyson, a Monroe, N.C. native, scored all 16 of his points in the second half against North Carolina in a 63-50 convincing victory on Feb. 2.
- Tyson scored nine-straight points to end the game, including 11-of-the-last-13 for the Tigers.
- He finished 5-for-11 from the floor, 2-for-5 from three and a perfect 4-for-4 at the foul line. He grabbed four boards, while collecting two steals, one block and one assist.

HOT START TO 2020-21 SEASON

- Tyson got off to a great start to the season, shooting 54.2 percent from the floor, 46.7 percent from three and 70.0 percent at the line through the first five games of the season.
- Tyson is also rebounding better than any point from earlier in his career, averaging 3.6 boards per game.
- Averaging 14.9 minutes per game, Tyson has provided a much needed boost in the starting lineup and off the bench.
- After missing five games due to injury and another three due to postponements, Tyson returned to the floor against Virginia.
- Tyson finished 3-for-5 from the floor, knocking in a

» CAREER STATS

| Year | | | | | Field Goals | | | 3-PT | | | | | | Rebounds | | | | | | | | | | | |
|--------------|-----------|-----------|------------|--|-------------|------------|-------------|-----------|------------|-------------|-----------|-----------|-------------|-----------|------------|------------|------------|-----------|----------|-----------|-----------|-----------|-----------|------------|------------|
| | GP | GS | Min. | | FG | FGA | Pct. | FG | FGA | Pct. | FT | FTA | Pct. | OR | DR | TOT | Avg. | PF | DQ | A | TO | Blk | Stl | Pts. | Avg. |
| 2018-19 | 31 | 0 | 258 | | 16 | 63 | .254 | 11 | 47 | .234 | 6 | 9 | .667 | 6 | 26 | 32 | 1.0 | 18 | 0 | 12 | 6 | 8 | 2 | 49 | 1.6 |
| 2019-20 | 31 | 3 | 422 | | 57 | 128 | .445 | 27 | 84 | .321 | 29 | 41 | .707 | 20 | 72 | 92 | 3.0 | 31 | 0 | 11 | 15 | 3 | 17 | 170 | 5.5 |
| 2020-21 | 18 | 11 | 297 | | 43 | 91 | .473 | 20 | 48 | .417 | 27 | 35 | .771 | 12 | 65 | 77 | 4.3 | 27 | 0 | 6 | 16 | 6 | 7 | 133 | 7.4 |
| TOTAL | 80 | 14 | 977 | | 116 | 282 | .411 | 58 | 179 | .324 | 62 | 85 | .729 | 38 | 163 | 201 | 2.5 | 76 | 0 | 29 | 37 | 17 | 26 | 352 | 4.4 |

» TYSON NOTES

triple, grabbing two rebounds and finishing with seven points in 18 minutes.

TYSON IS KEY OFF TIGER BENCH

- Tyson started to put together solid outings for Clemson off of the bench last season.
- The Monroe, N.C. native made it back-to-back double-digit scoring games off the bench for Clemson with 10 points in a loss at Georgia Tech.
- Tyson now has six double-digit scoring games last season for the Tigers.
- Tyson provided his fifth double-digit scoring game off the bench for the Tigers in a rout at Boston College (Feb. 22).
- Tyson was perfect from the floor in all aspects, 4-for-4 from the floor, including 1-for-1 from distance and finished 2-for-2 from the foul line.
- In what was a historic consecutive game stretch for the Tigers, Tyson has provided a boost off the bench.
- Tyson scored seven points in the Tigers' 79-72 victory over No. 3 Duke. He finished 2-for-3 from the floor and 2-for-3 from 3-point land.
- In a historic program victory over North Carolina, Tyson knocked down a clutch 3-pointer a mere 13 seconds after checking into the game at the 1:55 mark to help close the gap in the final moments of regulation.
- Tyson has now posted his fourth double-digit scoring game of his career and of the season off the bench.
- Tyson scored 11 points against Yale (Dec. 22) to collect his fourth double-digit scoring game of his career.
- He also swiped four steals on the night - a new career-high and tied for the second-most in a single game this season with roommate John Newman III. (Tevin Mack posted 5 steals against Colgate (Nov. 10)).

20-PIECE TYSON

- In just his second career start, Hunter Tyson enjoyed a career-best performance.
- Tyson scored a career-high 21 points on a career-best nine made field goals to help fuel a Tiger victory over Wake Forest (Jan. 21).
- Tyson was 9-for-13 from the floor and 2-for-5 from distance in the contest, scoring many of his buckets in traffic around the rim, including an emphatic fastbreak two-handed dunk.
- The Monroe, N.C. native grabbed five rebounds, including two on the offensive glass.

TYSON'S 20-PIECE

- Hunter Tyson scored a career-high 20 points in an 87-65 victory over Detroit Mercy (Nov. 17).
- Tyson became the first Tiger to score 20 points off the bench since Marcquise Reed last season at South Carolina (Dec. 22, 2018).
- Tyson's damage came via the 3-point ball. He made a career-best five long balls on 10 attempts, while also connecting on a career-high seven made field goals.

10 OLIVIER-MAXENCE PROSPER

Fr. | Guard/Forward | 6-8 | 218
Montreal, Quebec, Canada | NBA Academy



» CAREER HIGHS

| | | | |
|--------------------|----|-----------------------|---------|
| Points | 11 | vs. SC State | 12/2/20 |
| Rebounds | 9 | vs. Duke | 1/30/21 |
| Offensive Rebounds | 5 | vs. Duke | 1/30/21 |
| Assists | 1 | 5x, last vs. Duke | 1/30/21 |
| Steals | 1 | 3x, last vs. NC State | 1/5/21 |
| FG Made | 4 | vs. SC State | 12/2/20 |
| 3FG Made | 1 | 2x, last vs. NC State | 1/5/21 |
| FT Made | 3 | 3x, last vs. Syracuse | 2/6/21 |
| Minutes | 22 | vs. Duke | 1/30/21 |

» ABOUT OLIVIER-MAXENCE PROSPER

Born July 3, 2002

Hometown Montreal, Quebec Canada

High School NBA Academy

Major Pre-Business

Fun Facts

» Just the second player from Canada to play for Clemson.

» Can speak four languages (English, French, Spanish and Haitian Creole).

» 2020-21 GAME-BY-GAME

| OPPONENT | FG | PCT. | 3FG | PCT. | FT | PCT. | OR-DR-TOT | PF | A | TO | BLK | STL | PTS | MIN |
|------------------------|--------------|-------|-----|-------|-----|-------|-----------|----|---|----|-----|-----|-----|-----|
| vs. Mississippi State | 0-3 | .000 | 0-2 | .000 | 0-2 | .000 | 2-0-2 | 0 | 1 | 0 | 0 | 0 | 0 | 3 |
| vs. Purdue | 0-2 | .000 | 0-1 | .000 | 0-0 | .000 | 0-0-0 | 0 | 0 | 0 | 0 | 0 | 0 | 9 |
| * South Carolina State | 4-7 | .571 | 0-2 | .000 | 3-4 | .750 | 1-4-5 | 3 | 0 | 3 | 1 | 0 | 11 | 20 |
| Maryland | 1-1 | 1.000 | 0-0 | .000 | 0-0 | .000 | 1-1-2 | 0 | 0 | 0 | 0 | 0 | 2 | 2 |
| vs. Alabama | 2-4 | .500 | 1-2 | .500 | 0-1 | .000 | 2-3-5 | 2 | 1 | 1 | 2 | 1 | 5 | 18 |
| at Virginia Tech | 0-1 | .000 | 0-1 | .000 | 0-0 | .000 | 0-1-1 | 1 | 0 | 0 | 0 | 0 | 0 | 9 |
| at South Carolina | PPD | | | | | | | | | | | | | |
| * vs. Morehead State | 0-4 | .000 | 0-1 | .000 | 0-0 | .000 | 1-0-1 | 2 | 1 | 0 | 0 | 0 | 0 | 12 |
| Florida State | 1-4 | .250 | 0-1 | .000 | 0-0 | .000 | 0-3-3 | 1 | 1 | 0 | 0 | 1 | 2 | 16 |
| at Miami (Fla.) | 0-3 | .000 | 0-1 | .000 | 0-0 | .000 | 0-0-0 | 1 | 0 | 0 | 0 | 0 | 0 | 5 |
| NC State | 2-4 | .500 | 1-1 | 1.000 | 0-0 | .000 | 1-0-1 | 1 | 0 | 1 | 0 | 1 | 5 | 16 |
| at North Carolina | PPD | | | | | | | | | | | | | |
| at Syracuse | PPD | | | | | | | | | | | | | |
| [18] Virginia | 1-2 | .500 | 0-0 | .000 | 2-2 | 1.000 | 0-1-1 | 0 | 0 | 1 | 0 | 0 | 4 | 12 |
| at Georgia Tech | 0-0 | .000 | 0-0 | .000 | 0-0 | .000 | 0-0-0 | 1 | 0 | 0 | 0 | 0 | 0 | 2 |
| at Florida State | 0-1 | .000 | 0-1 | .000 | 0-0 | .000 | 0-0-0 | 0 | 0 | 0 | 0 | 0 | 0 | 10 |
| [25] Louisville | DNP (Injury) | | | | | | | | | | | | | |
| at Duke | 3-7 | .429 | 0-2 | .000 | 0-2 | .000 | 5-4-9 | 2 | 1 | 1 | 0 | 0 | 6 | 22 |
| North Carolina | 0-1 | .000 | 0-1 | .000 | 3-4 | .750 | 0-0-0 | 1 | 0 | 0 | 0 | 1 | 3 | 10 |
| Syracuse | 3-6 | .500 | 0-1 | .000 | 3-3 | 1.000 | 3-2-5 | 3 | 0 | 0 | 0 | 0 | 9 | 15 |
| Georgia Tech | 1-2 | .500 | 1-1 | 1.000 | 2-2 | 1.000 | 1-1-2 | 0 | 1 | 0 | 0 | 0 | 5 | 14 |
| at Notre Dame | PPD | | | | | | | | | | | | | |
| at Pittsburgh | PPD | | | | | | | | | | | | | |
| at Wake Forest | 0-0 | .000 | 0-0 | .000 | 2-2 | 1.000 | 1-1-2 | 1 | 0 | 1 | 0 | 0 | 2 | 5 |
| Miami (Fla.) | 0-0 | .000 | 0-0 | .000 | 0-0 | .000 | 0-0-0 | 1 | 0 | 0 | 0 | 0 | 0 | 4 |
| at Syracuse | 0-0 | .000 | 0-0 | .000 | 0-0 | .000 | 0-0-0 | 0 | 0 | 0 | 0 | 0 | 0 | 4 |
| Pittsburgh | 0-0 | .000 | 0-0 | .000 | 0-0 | .000 | 0-2-2 | 0 | 0 | 0 | 0 | 0 | 0 | 5 |
| Miami (Fla.) | 0-0 | .000 | 0-0 | .000 | 0-0 | .000 | 0-0-0 | 1 | 0 | 0 | 0 | 0 | 0 | 2 |

* - Game Started; [] AP Ranking

» NOTES

CAREER GAME ON THE GLASS

- Olivier-Maxence Prosper totaled a season-high nine rebounds against Duke (Jan. 30).
- Prosper also set a new career-best with five rebounds on the offensive end. That tied a season-high for any Tiger this season (Aamir Simms).

FIRST CAREER START

- Olivier-Maxence Prosper started his first game as a Tiger in the team's home opener against SC State (Dec. 2).
- O-Max responded with 11 points on 4-for-7 shooting and five boards to help lead the Tigers to their third victory of the season.

CLEMSON'S SECOND CANADIAN

- When Olivier-Maxence Prosper, affectionately known as O-Max, chose to commit and sign with Clemson he became just the second to hail from Canada in Clemson history.

OLIVIER-MAXENCE PROSPER ACCOLADES

Rankings

- 247Sports ranked four-star prospect (No. 82 in Top247, No. 15 power forward in the nation)
- Rivals ranked four-star prospect

- 3 ranked Canadian in 2020 class by North Pole Hoops
- MVP of 2019 Biosteel Canadian All-Star Game
- All-Star Team of 2019 NBA Basketball Without Borders
- First-Team All-Star of NBA Academy Camp
- First-Team All-Tournament at the 2019 Caribbean Classic

» CAREER STATS

| | | | | Field Goals | | | 3-PT | | | Rebounds | | | | | | | | | | | | | | |
|---------|----|----|------|-------------|-----|------|------|-----|------|----------|-----|------|----|----|-----|------|----|----|---|----|-----|-----|------|------|
| Year | GP | GS | Min. | FG | FGA | Pct. | FG | FGA | Pct. | FT | FTA | Pct. | OR | DR | TOT | Avg. | PF | DQ | A | TO | Blk | Stl | Pts. | Avg. |
| 2020-21 | 22 | 2 | 215 | 18 | 52 | .346 | 3 | 18 | .167 | 15 | 22 | .682 | 18 | 23 | 41 | 1.9 | 21 | 0 | 6 | 8 | 3 | 4 | 54 | 2.5 |
| TOTAL | 22 | 2 | 215 | 18 | 52 | .346 | 3 | 18 | .167 | 15 | 22 | .682 | 18 | 23 | 41 | 1.9 | 21 | 0 | 6 | 8 | 3 | 4 | 54 | 2.5 |

11 PARKER FOX



Jr. | Guard | 6-7 | 212
Reno, Nev. | Oconee County (Ga.)

» CAREER HIGHS

| | | | |
|----------|---|-----------------------|---------|
| Points | 4 | vs. SC State | 12/2/20 |
| Rebounds | 1 | 3x, vs. SC State | 12/2/20 |
| Assists | 1 | at Virginia Tech | 3/4/20 |
| Steals | — | — | — |
| FG Made | 1 | 4x, last vs. SC State | 12/2/20 |
| 3FG Made | 1 | 3x, last vs. SC State | 12/2/20 |
| FT Made | 1 | vs. SC State | 12/2/20 |
| Minutes | 5 | vs. Presbyterian | 11/7/19 |

» ABOUT PARKER FOX

Born July 15, 2000
Hometown Reno, Nev.
High School Oconee County (Ga.)
Major Management
Fun Fact Parker and teammate Aamir Simms have a unified Tik Tok account that has 50,000 followers and nearly one million likes (@foxandsimms).

» 2020-21 GAME-BY-GAME

| OPPONENT | FG | PCT. | 3FG | PCT. | FT | PCT. | OR-DR-TOT | PF | A | TO | BLK | STL | PTS | MIN |
|-----------------------|-----|-------|-----|-------|-----|------|-----------|----|---|----|-----|-----|-----|-----|
| vs. Mississippi State | DNP | | | | | | | | | | | | | |
| vs. Purdue | DNP | | | | | | | | | | | | | |
| South Carolina State | 1-1 | 1.000 | 1-1 | 1.000 | 0-0 | .000 | 1-0-1 | 0 | 0 | 0 | 0 | 0 | 4 | 2 |
| Maryland | 0-0 | .000 | 0-0 | .000 | 0-0 | .000 | 0-0-0 | 0 | 0 | 1 | 0 | 0 | 0 | 1 |
| vs. Alabama | DNP | | | | | | | | | | | | | |
| at Virginia Tech | DNP | | | | | | | | | | | | | |
| at South Carolina | PPD | | | | | | | | | | | | | |
| vs. Morehead State | DNP | | | | | | | | | | | | | |
| Florida State | DNP | | | | | | | | | | | | | |
| at Miami (Fla.) | DNP | | | | | | | | | | | | | |
| NC State | DNP | | | | | | | | | | | | | |
| at North Carolina | PPD | | | | | | | | | | | | | |
| at Syracuse | PPD | | | | | | | | | | | | | |
| [18] Virginia | 0-0 | .000 | 0-0 | .000 | 0-0 | .000 | 0-0-0 | 0 | 0 | 0 | 0 | 0 | 0 | 1 |
| at Georgia Tech | DNP | | | | | | | | | | | | | |
| at Florida State | DNP | | | | | | | | | | | | | |
| [25] Louisville | DNP | | | | | | | | | | | | | |
| at Duke | DNP | | | | | | | | | | | | | |
| North Carolina | DNP | | | | | | | | | | | | | |
| Syracuse | DNP | | | | | | | | | | | | | |
| Georgia Tech | DNP | | | | | | | | | | | | | |
| at Notre Dame | PPD | | | | | | | | | | | | | |
| at Pittsburgh | PPD | | | | | | | | | | | | | |
| at Wake Forest | DNP | | | | | | | | | | | | | |
| Miami (Fla.) | DNP | | | | | | | | | | | | | |
| at Syracuse | DNP | | | | | | | | | | | | | |
| Pittsburgh | DNP | | | | | | | | | | | | | |
| Miami (Fla.) | DNP | | | | | | | | | | | | | |

* - Game Started; [] AP Ranking

» NOTES

CAREER NIGHT

- Parker Fox played just a little over two minutes in the Tigers' home opener of 2020-21, but that's all he needed to eclipse a career-high in points.
- Nailing 1-of-2 at the foul line, Fox followed up with his third career triple to give him a career-best four points on the night.
- Fox has now scored 12 career points - outscoring director of operations Matt Bucklin who served as a walk-on for Fox's dad at Georgia.

BEHIND THE ARC

- Parker Fox entered his sixth game of the year last season at Pittsburgh (Feb. 12) and knocked down his second career 3-pointer from nearly the same spot on the floor.
- The three points scored tied a career-high as did the made field goal and 3-point made field goal.
- Fox grabbed a rebound in the contest, tying his career mark for rebounds in a game.
- He previously corralled a rebound against Jacksonville (Dec. 20).

SON OF A COACH

- Parker Fox has been around the game of basketball for his entire life.
- Fox grew up the son of a Division I men's basketball head coach.
- His father, Mark Fox, is currently the head coach of California's program, but has previously served as head coach at Georgia, Nevada and as an assistant at Nevada, Kansas State and Washington.

» CAREER STATS

| Year | GP | GS | Min. | Field Goals | | | 3-PT | | | FT | FTA | Pct. | Rebounds | | | | PF | DQ | A | TO | Blk | Stl | Pts. | Avg. |
|--------------|-----------|----------|-----------|-------------|----------|-------------|----------|----------|-------------|----------|----------|-------------|----------|----------|----------|------------|----------|----------|----------|----------|----------|----------|-----------|------------|
| | | | | FG | FGA | Pct. | FG | FGA | Pct. | | | | OR | DR | TOT | Avg. | | | | | | | | |
| 2018-19 | 5 | 0 | 5 | 1 | 2 | .500 | 1 | 2 | .500 | 0 | 0 | .000 | 0 | 0 | 0 | 0.0 | 1 | 0 | 0 | 1 | 0 | 0 | 3 | 0.6 |
| 2019-20 | 8 | 0 | 17 | 2 | 3 | .667 | 1 | 2 | .500 | 0 | 1 | .000 | 0 | 2 | 2 | 0.3 | 0 | 0 | 1 | 1 | 0 | 0 | 5 | 0.6 |
| 2020-21 | 3 | 0 | 4 | 1 | 1 | 1.000 | 1 | 1 | 1.000 | 1 | 2 | .500 | 1 | 0 | 1 | 0.3 | 0 | 0 | 0 | 1 | 0 | 0 | 4 | 1.3 |
| TOTAL | 16 | 0 | 26 | 4 | 6 | .667 | 3 | 5 | .600 | 1 | 3 | .333 | 1 | 2 | 3 | 0.2 | 1 | 0 | 1 | 3 | 0 | 0 | 12 | 0.8 |

12 ALEX HEMENWAY



So. | Guard | 6-3 | 185
Newburgh, Ind. | Castle

» CAREER HIGH

| | | | |
|----------|----|-------------------------|----------|
| Points | 17 | at Wake Forest | 2/24/21 |
| Rebounds | 4 | vs. Mississippi State | 11/25/20 |
| Assists | 1 | 2x, last vs. Notre Dame | 2/9/20 |
| Steals | 1 | vs. Mississippi State | 11/25/20 |
| Blocks | 1 | vs. Miami | 1/2/21 |
| FG Made | 6 | at Wake Forest | 2/24/21 |
| 3FG Made | 5 | at Wake Forest | 2/24/21 |
| FT Made | 2 | 2x, last vs. Maryland | 12/9/20 |
| Minutes | 25 | vs. North Carolina | 2/2/21 |

» ABOUT ALEX HEMENWAY

Born June 17, 2001
Hometown Newburgh, Ind.
High School Castle
Major Sports Communications
Fun Fact His dad played high school soccer with Head Coach Brad Brownell

» 2020-21 GAME-BY-GAME

| OPPONENT | FG | PCT. | 3FG | PCT. | FT | PCT. | OR-DR-TOT | PF | A | TO | BLK | STL | PTS | MIN |
|-----------------------|-----|-------|-----|------|-----|-------|-----------|----|---|----|-----|-----|-----|-----|
| vs. Mississippi State | 2-3 | .667 | 0-1 | .000 | 0-0 | .000 | 0-4-4 | 1 | 0 | 0 | 0 | 1 | 4 | 23 |
| vs. Purdue | 0-0 | .000 | 0-0 | .000 | 0-0 | .000 | 0-0-0 | 0 | 0 | 0 | 0 | 0 | 0 | 7 |
| South Carolina State | 2-5 | .400 | 1-3 | .333 | 0-0 | .000 | 0-3-3 | 2 | 1 | 3 | 0 | 0 | 5 | 17 |
| Maryland | 2-3 | .667 | 2-3 | .667 | 2-2 | 1.000 | 0-0-0 | 0 | 0 | 1 | 0 | 0 | 8 | 9 |
| vs. Alabama | 0-0 | .000 | 0-0 | .000 | 0-0 | .000 | 0-1-1 | 1 | 0 | 0 | 0 | 0 | 0 | 4 |
| at Virginia Tech | 0-0 | .000 | 0-0 | .000 | 0-0 | .000 | 0-0-0 | 3 | 0 | 0 | 0 | 0 | 0 | 8 |
| at South Carolina | PPD | | | | | | | | | | | | | |
| vs. Morehead State | 1-4 | .250 | 1-3 | .333 | 6-6 | 1.000 | 0-1-1 | 0 | 0 | 1 | 0 | 1 | 9 | 14 |
| Florida State | 1-2 | .500 | 1-2 | .500 | 0-0 | .000 | 0-0-0 | 1 | 0 | 0 | 0 | 0 | 3 | 5 |
| * at Miami (Fla.) | 3-6 | .500 | 2-4 | .500 | 0-0 | .000 | 0-0-0 | 2 | 0 | 0 | 1 | 0 | 8 | 16 |
| * NC State | 3-7 | .429 | 1-5 | .200 | 0-0 | .000 | 0-4-4 | 1 | 0 | 1 | 0 | 0 | 7 | 21 |
| at North Carolina | PPD | | | | | | | | | | | | | |
| at Syracuse | PPD | | | | | | | | | | | | | |
| * (18) Virginia | 2-5 | .400 | 2-5 | .400 | 0-0 | .000 | 0-1-1 | 1 | 0 | 1 | 0 | 1 | 6 | 16 |
| at Georgia Tech | 1-2 | .500 | 1-2 | .500 | 0-0 | .000 | 0-2-2 | 1 | 2 | 2 | 0 | 2 | 3 | 20 |
| at Florida State | 0-3 | .000 | 0-2 | .000 | 0-0 | .000 | 0-0-0 | 1 | 0 | 1 | 0 | 0 | 0 | 9 |
| (25) Louisville | 0-3 | .000 | 0-3 | .000 | 1-2 | .500 | 0-3-3 | 2 | 0 | 1 | 0 | 1 | 1 | 12 |
| at Duke | 1-1 | 1.000 | 0-0 | .000 | 2-2 | 1.000 | 0-2-2 | 0 | 0 | 1 | 0 | 0 | 4 | 17 |
| * North Carolina | 1-4 | .250 | 0-2 | .000 | 0-0 | .000 | 0-2-2 | 3 | 1 | 1 | 0 | 1 | 2 | 25 |
| * Syracuse | 2-7 | .286 | 2-6 | .333 | 1-2 | .500 | 0-1-1 | 3 | 1 | 0 | 1 | 1 | 7 | 20 |
| * Georgia Tech | 0-3 | .000 | 0-0 | .000 | 2-2 | 1.000 | 0-2-2 | 2 | 0 | 1 | 0 | 0 | 2 | 15 |
| at Notre Dame | PPD | | | | | | | | | | | | | |
| at Pittsburgh | PPD | | | | | | | | | | | | | |
| at Wake Forest | 6-7 | .857 | 5-6 | .833 | 0-0 | .000 | 0-0-0 | 3 | 0 | 0 | 0 | 0 | 17 | 24 |
| * Miami (Fla.) | 2-5 | .400 | 1-2 | .500 | 0-0 | .000 | 0-2-2 | 3 | 2 | 1 | 0 | 0 | 5 | 24 |
| * at Syracuse | 3-7 | .429 | 3-6 | .500 | 2-2 | 1.000 | 0-1-1 | 2 | 2 | 2 | 0 | 0 | 11 | 24 |
| * Pittsburgh | 1-2 | .500 | 0-1 | .000 | 0-0 | .000 | 0-0-0 | 0 | 0 | 0 | 0 | 0 | 2 | 5 |
| * Miami (Fla.) | 2-4 | .500 | 1-3 | .333 | 0-0 | .000 | 0-1-1 | 0 | 2 | 1 | 0 | 0 | 5 | 24 |

* - Game Started; [] AP Ranking

» NOTES

CAREER-NIGHT FOR HEMENWAY

- Alex Hemenway scored a career-high 17 points in a 60-39 win over Wake Forest (Feb. 24).
- Hemenway scored the career-high in points off a career-best six made field goals and five made 3-pointers.

FIRST CAREER START ON SOUTH BEACH

- Alex Hemenway earned his first career start against Miami (Jan. 2).
- Hemenway finished 3-for-6 from the field, including 2-of-4 from downtown in the contest, while playing 16 minutes.
- The Indiana sharpshooter also tallied his first career block, preventing a layup.

THREE-POINT ASSASSIN

- After overcoming a severe high ankle sprain last season, Alex Hemenway became the most dangerous long range shooter for Clemson.
- Hemenway is 43-for-101 in his career (.426) from 3-point range, which currently places him fifth all-time in Clemson history. There is obviously much more basketball ahead, but important to recognize his ability and contribution from behind the arc to this point.

THREE-POINT FIELD GOAL PERCENTAGE LEADERS IN CLEMSON HISTORY (Min. 50 Attempts)

| Rk | Name | Yrs | Years | FGM | FGA | Pct. |
|-----|------------------|-----|------------|-----|-----|------|
| 1. | Michael Tait | 2 | 1985-87 | 70 | 136 | .515 |
| 2. | Marc Campbell | 4 | 1980-84 | 37 | 73 | .507 |
| 3. | Anthony Jenkins | 4 | 1982-87 | 91 | 199 | .457 |
| 4. | Michael Brown | 1 | 1986-87 | 34 | 76 | .447 |
| 5. | Alex Hemenway | 2 | 2019-Pres. | 43 | 101 | .426 |
| 6. | Chris Whitney | 2 | 1991-93 | 167 | 404 | .413 |
| 7. | Terrence Oglesby | 2 | 2007-09 | 177 | 448 | .395 |
| 8. | Avry Holmes | 2 | 2015-17 | 119 | 306 | .389 |
| 9. | Bruce Martin | 4 | 1991-95 | 129 | 336 | .384 |
| 10. | K.C. Rivers | 4 | 2005-09 | 281 | 729 | .385 |

HEMENWAY'S CAREER NIGHT

- Hemenway played a career-high 19 minutes off the Tiger bench against Notre Dame (Feb. 9) and provided a much needed offensive spark.
- Hemenway scored a career-high 16 points on 5-of-8 made field goals. The five made field goals were a career-best.
- Of those five made field goals, four were from 3-point land - another career-best.

» CAREER STATS

| | | | | Field Goals | | | 3-PT | | | Rebounds | | | | | | | | | | | | | | | | | | | | | | |
|---------|----|----|------|-------------|-----|------|------|-----|------|----------|-----|-------|----|----|-----|------|----|----|----|----|-----|-----|------|------|--|--|--|--|--|--|--|--|
| Year | GP | GS | Min. | FG | FGA | Pct. | FG | FGA | Pct. | FT | FTA | Pct. | OR | DR | TOT | Avg. | PF | DQ | A | TO | Blk | Stl | Pts. | Avg. | | | | | | | | |
| 2019-20 | 15 | 0 | 183 | 25 | 50 | .500 | 20 | 42 | .476 | 2 | 2 | 1.000 | 3 | 10 | 13 | 0.9 | 12 | 0 | 6 | 6 | 0 | 0 | 72 | 4.8 | | | | | | | | |
| 2020-21 | 23 | 10 | 356 | 35 | 83 | .422 | 23 | 59 | .390 | 16 | 18 | .889 | 0 | 30 | 30 | 1.3 | 32 | 0 | 11 | 18 | 2 | 8 | 109 | 4.7 | | | | | | | | |
| TOTAL | 38 | 10 | 540 | 60 | 133 | .451 | 43 | 101 | .426 | 18 | 20 | .900 | 3 | 40 | 43 | 1.1 | 44 | 0 | 17 | 24 | 2 | 8 | 181 | 4.8 | | | | | | | | |

BEFORE CLEMSON

- Comes to Clemson as a three-star prospect.
- Ranked No. 10 in the state of Indiana
- Averaged 21.0 points, 5.0 rebounds and 4.0 assists per game as a junior last season at Castle High School
- Chose Clemson over Nebraska, Creighton, DePaul and Belmont

HIGH SCHOOL ACCOLADES

- Indiana Jr. All-Star – May 2018
- Castle Basketball 1,000 Point Club – February 2018
- SIAC All-Conference First Team – 2017-18
- IBCA Supreme 15 – 2017-18
- SIAC All-Conference First Team – 2016-17
- IBCA Supreme 15 – 2016-17

15 JOHN NEWMAN III

Jr. | Guard | 6-5 | 207
Greensboro, N.C. | Greensboro Day



» CAREER HIGHS

| | | | |
|----------|----|-------------------------|---------|
| Points | 23 | vs. Louisville | 2/15/20 |
| Rebounds | 10 | at Boston College | 2/22/20 |
| Assists | 5 | vs. Syracuse | 2/6/21 |
| Steals | 4 | 2x, last vs. Duke | 1/14/20 |
| FG Made | 7 | 2x, last vs. Louisville | 2/15/20 |
| 3FG Made | 3 | vs. Presbyterian | 11/7/19 |
| FT Made | 7 | vs. Louisville | 2/15/20 |
| Minutes | 43 | at North Carolina | 1/11/20 |

» ABOUT JOHN NEWMAN III

Born August 2, 1999
Hometown Greensboro, N.C.
High School Greensboro Day
Major Communications

» 2020-21 GAME-BY-GAME

| OPPONENT | FG | PCT. | 3FG | PCT. | FT | PCT. | OR-DR-TOT | PF | A | TO | BLK | STL | PTS | MIN |
|------------------------|------|-------|-----|-------|-----|-------|-----------|----|---|----|-----|-----|-----|-----|
| vs. Mississippi State | 0-4 | .000 | 0-1 | .000 | 0-0 | .000 | 1-2-3 | 2 | 1 | 0 | 0 | 0 | 0 | 18 |
| vs. Purdue | 1-5 | .200 | 0-1 | .000 | 0-0 | .000 | 1-0-1 | 4 | 1 | 2 | 0 | 1 | 2 | 17 |
| * South Carolina State | 3-5 | .600 | 2-3 | .667 | 0-0 | .000 | 0-1-1 | 0 | 3 | 1 | 1 | 2 | 8 | 22 |
| * Maryland | 6-13 | .462 | 0-3 | .000 | 0-0 | .000 | 2-1-3 | 3 | 1 | 1 | 0 | 1 | 12 | 24 |
| * vs. Alabama | 2-5 | .400 | 1-3 | .333 | 0-0 | .000 | 0-5-5 | 3 | 0 | 5 | 1 | 1 | 5 | 27 |
| at Virginia Tech | 0-1 | .000 | 0-1 | .000 | 2-2 | 1.000 | 0-3-3 | 2 | 0 | 0 | 0 | 1 | 2 | 19 |
| at South Carolina | PPD | | | | | | | | | | | | | |
| vs. Morehead State | 0-5 | .000 | 0-3 | .000 | 0-0 | .000 | 0-1-1 | 1 | 2 | 0 | 0 | 2 | 0 | 23 |
| * Florida State | 2-7 | .286 | 0-1 | .000 | 2-2 | 1.000 | 2-5-7 | 2 | 4 | 3 | 0 | 1 | 6 | 23 |
| at Miami (Fla.) | DNP | | | | | | | | | | | | | |
| NC State | 0-3 | .000 | 0-0 | .000 | 0-0 | .000 | 0-1-1 | 2 | 1 | 1 | 0 | 0 | 0 | 13 |
| at North Carolina | PPD | | | | | | | | | | | | | |
| at Syracuse | PPD | | | | | | | | | | | | | |
| [18] Virginia | 3-5 | .600 | 1-2 | .500 | 0-0 | .000 | 0-1-1 | 0 | 0 | 1 | 0 | 0 | 7 | 10 |
| * at Georgia Tech | 5-8 | .625 | 2-2 | 1.000 | 0-0 | .000 | 3-1-4 | 3 | 2 | 1 | 0 | 0 | 12 | 29 |
| * at Florida State | 3-5 | .600 | 1-3 | .333 | 5-5 | 1.000 | 1-3-4 | 2 | 1 | 2 | 0 | 0 | 12 | 23 |
| * [25] Louisville | 1-3 | .333 | 0-2 | .000 | 0-0 | .000 | 0-3-3 | 1 | 2 | 4 | 0 | 0 | 2 | 23 |
| * at Duke | 1-7 | .143 | 0-1 | .000 | 0-0 | .000 | 0-2-2 | 0 | 0 | 1 | 0 | 0 | 2 | 12 |
| North Carolina | DNP | | | | | | | | | | | | | |
| Syracuse | 1-4 | .250 | 0-2 | .000 | 3-4 | .750 | 0-3-3 | 1 | 5 | 0 | 1 | 1 | 5 | 17 |
| Georgia Tech | 1-3 | .333 | 0-1 | .000 | 0-0 | .000 | 0-1-1 | 0 | 0 | 0 | 0 | 0 | 2 | 7 |
| at Notre Dame | PPD | | | | | | | | | | | | | |
| at Pittsburgh | PPD | | | | | | | | | | | | | |
| at Wake Forest | 0-1 | .000 | 0-0 | .000 | 0-0 | .000 | 0-0-0 | 2 | 0 | 1 | 0 | 1 | 0 | 8 |
| Miami (Fla.) | 0-1 | .000 | 0-1 | .000 | 0-0 | .000 | 0-0-0 | 0 | 0 | 0 | 0 | 0 | 0 | 5 |
| at Syracuse | 1-4 | .250 | 1-2 | .500 | 0-0 | .000 | 1-0-1 | 0 | 0 | 0 | 0 | 0 | 3 | 7 |
| Pittsburgh | 1-1 | 1.000 | 0-0 | .000 | 0-0 | .000 | 0-0-0 | 1 | 0 | 0 | 0 | 1 | 2 | 7 |
| Miami (Fla.) | 0-0 | .000 | 0-0 | .000 | 0-0 | .000 | 0-0-0 | 1 | 1 | 1 | 0 | 0 | 0 | 6 |

* - Game Started; [] AP Ranking

» NOTES

NEWMAN DROPPING DIMES

- John Newman III set a new career-best with five assists against Syracuse (Feb. 6).
- Newman also totaled five assists without committing a turnover against the Orange.
- He had previously totaled four assists on two occasions. The last time was at Wake Forest on Feb. 1, 2020.

NEWMAN GETTING BACK TO FORM

- John Newman III had struggled to really get acclimated this season after going through a minor knee surgery and suffering a concussion leading right into the beginning of the season.
- Newman, however, began to find his way offensively over four-of-five contests.
- The junior went a combined 12-for-21 from the field, 4-for-9 from three and 5-for-5 from the foul line. He also has tallied 13 rebounds, including five on the offensive glass.
- He is averaging 8.3 points and 3.3 rebounds over those four contests.

NEWMAN IN YEAR TWO

- John Newman III increased his points per game last year by 7.4 points per contest.
- His rebounds per game have more than doubled from 1.8 to 3.9.
- Newman's shooting has increased +5.6 percent (44.0 percent this season).
- Newman has already more than tripled his number of assists from last season (15 to 68) and more than doubled his amount of steals from 12 to 31.
- Newman III turned in his best offensive performance when No. 5/5 Louisville came to town.
- The Greensboro, N.C. native netted a career-high 23 points on 7-for-9 shooting from the floor, including a perfect 7-of-7 from the foul line.
- Newman hit a career-best and a Clemson team-best 16-straight free throws from Feb. 2 through Feb. 22.
- Newman tallied his first career double-double with 11 points and a career-high 10 rebounds at Boston College (Feb. 22).

HELLO NEWMAN...

- John Newman III got off to a lightning fast start last season posting career-highs in back-to-back games to open the year.
- Newman upped his previous career-best of 15 points against Virginia Tech (Nov. 5) and poured in 16 in a win against Presbyterian (Nov. 7).


» CAREER STATS

| | Field Goals | | | | | | 3-PT | | | Rebounds | | | | | | | | | | | | | | |
|---------|-------------|----|------|-----|-----|------|------|-----|------|----------|-----|------|----|-----|-----|------|-----|----|-----|----|-----|-----|------|------|
| Year | GP | GS | Min. | FG | FGA | Pct. | FG | FGA | Pct. | FT | FTA | Pct. | OR | DR | TOT | Avg. | PF | DQ | A | TO | Blk | Stl | Pts. | Avg. |
| 2018-19 | 34 | 1 | 409 | 28 | 73 | .384 | 9 | 28 | .321 | 6 | 11 | .545 | 15 | 45 | 60 | 1.8 | 31 | 0 | 15 | 19 | 5 | 12 | 71 | 2.1 |
| 2019-20 | 31 | 31 | 979 | 103 | 234 | .440 | 27 | 89 | .303 | 61 | 84 | .726 | 16 | 106 | 122 | 3.9 | 58 | 2 | 68 | 41 | 15 | 31 | 294 | 9.5 |
| 2020-21 | 21 | 8 | 339 | 31 | 90 | .344 | 8 | 32 | .250 | 12 | 13 | .923 | 11 | 33 | 44 | 2.1 | 30 | 0 | 24 | 24 | 3 | 12 | 82 | 3.9 |
| TOTAL | 86 | 40 | 1727 | 162 | 397 | .408 | 44 | 149 | .295 | 79 | 108 | .731 | 42 | 184 | 226 | 2.6 | 119 | 2 | 107 | 84 | 23 | 55 | 447 | 5.2 |

» NEWMAN NOTES

- The 16-point outing was Newman's second double-digit scoring game of his career.
- Against the Blue Hose, Newman connected on a career-best six made field goals and three 3-point field goals. He also posted a career-high three assists.
- Newman connected on five made field goals and finished a perfect 4-for-4 at the foul line against Virginia Tech.
- In the championship game in Las Vegas, Newman tied his career-best with 16 points, including a career-high six makes from the foul line.
- Newman posted double-figures in back-to-back victories over NC State (Jan. 4) and North Carolina (Jan. 11).
- Newman scored a career-high 17 points in the Tigers' historic victory over the Tar Heels in Chapel Hill.
- Newman finished 7-for-12 from the floor and 2-for-3 from distance in the victory. He also grabbed six rebounds and dished four assists, while also making two steals.

20 O'NEIL McBRIDE



So. | Forward | 6-7 | 207
Myrtle Beach, S.C. | Myrtle Beach

| » CAREER HIGHS | | | |
|----------------|-----|-----------------------|---------|
| Points | 2 | 2x, last vs. SC State | 12/2/20 |
| Rebounds | 1 | 5x, last vs. SC State | 12/2/20 |
| Assists | 1 | at Minnesota | 12/2/19 |
| Steals | --- | --- | --- |
| FG Made | 1 | at Minnesota | 12/2/19 |
| 3FG Made | --- | --- | --- |
| FT Made | 2 | vs. SC State | 12/2/20 |
| Minutes | 4 | vs. Presbyterian | 11/7/19 |

| » ABOUT O'NEIL McBRIDE | |
|------------------------|--------------------|
| Born | January 6, 2000 |
| Hometown | Myrtle Beach, S.C. |
| High School | Myrtle Beach |
| Major | Pre-Business |

| » 2020-21 GAME-BY-GAME | | | | | | | | | | | | | | |
|------------------------|-----|------|-----|------|-----|-------|-----------|----|---|----|-----|-----|-----|-----|
| OPPONENT | FG | PCT. | 3FG | PCT. | FT | PCT. | OR-DR-TOT | PF | A | TO | BLK | STL | PTS | MIN |
| vs. Mississippi State | DNP | | | | | | | | | | | | | |
| vs. Purdue | DNP | | | | | | | | | | | | | |
| South Carolina State | 0-0 | .000 | 0-0 | .000 | 2-2 | 1.000 | 0-1-1 | 0 | 0 | 0 | 0 | 0 | 2 | 2 |
| Maryland | 0-0 | .000 | 0-0 | .000 | 0-0 | .000 | 0-0-0 | 0 | 0 | 0 | 0 | 0 | 0 | 1 |
| vs. Alabama | DNP | | | | | | | | | | | | | |
| at Virginia Tech | DNP | | | | | | | | | | | | | |
| at South Carolina | PPD | | | | | | | | | | | | | |
| vs. Morehead State | DNP | | | | | | | | | | | | | |
| Florida State | DNP | | | | | | | | | | | | | |
| at Miami (Fla.) | DNP | | | | | | | | | | | | | |
| NC State | DNP | | | | | | | | | | | | | |
| at North Carolina | PPD | | | | | | | | | | | | | |
| at Syracuse | PPD | | | | | | | | | | | | | |
| [18] Virginia | 0-0 | .000 | 0-0 | .000 | 0-0 | .000 | 0-0-0 | 0 | 0 | 0 | 0 | 0 | 0 | 1 |
| at Georgia Tech | DNP | | | | | | | | | | | | | |
| at Florida State | DNP | | | | | | | | | | | | | |
| [25] Louisville | DNP | | | | | | | | | | | | | |
| at Duke | DNP | | | | | | | | | | | | | |
| North Carolina | DNP | | | | | | | | | | | | | |
| Syracuse | DNP | | | | | | | | | | | | | |
| Georgia Tech | DNP | | | | | | | | | | | | | |
| at Notre Dame | PPD | | | | | | | | | | | | | |
| at Pittsburgh | PPD | | | | | | | | | | | | | |
| at Wake Forest | DNP | | | | | | | | | | | | | |
| Miami (Fla.) | DNP | | | | | | | | | | | | | |
| at Syracuse | DNP | | | | | | | | | | | | | |
| Pittsburgh | DNP | | | | | | | | | | | | | |
| Miami (Fla.) | DNP | | | | | | | | | | | | | |

* - Game Started; [] AP Ranking

| » NOTES | |
|---|--|
| BEFORE CLEMSON | |
| • Attended and graduated from Myrtle Beach High School. | |
| • Following high school, attended postgraduate school and played at Fork Union Military Academy (Va.) | |
| • As a senior at Myrtle Beach, averaged 10.0 points and 9.0 rebounds per game. | |

| » CAREER STATS | | | | | | | | | | | | | | | | | | | | | | | | |
|----------------|----|----|------|-------------|-----|------|------|-----|------|----|-----|-------|----------|----|-----|------|----|----|---|----|-----|-----|------|------|
| Year | GP | GS | Min. | Field Goals | | | 3-PT | | | FT | FTA | Pct. | Rebounds | | | | PF | DQ | A | TO | Blk | Stl | Pts. | Avg. |
| | | | | FG | FGA | Pct. | FG | FGA | Pct. | | | | OR | DR | TOT | Avg. | | | | | | | | |
| 2019-20 | 8 | 0 | 16 | 1 | 2 | .500 | 0 | 0 | .000 | 0 | 2 | .000 | 3 | 3 | 6 | 0.8 | 1 | 0 | 2 | 1 | 0 | 0 | 2 | 0.3 |
| 2020-21 | 3 | 0 | 4 | 0 | 0 | .000 | 0 | 0 | .000 | 2 | 2 | 1.000 | 0 | 1 | 1 | 0.3 | 0 | 0 | 0 | 0 | 0 | 0 | 2 | 0.7 |
| TOTAL | 11 | 0 | 20 | 1 | 2 | .500 | 0 | 0 | .000 | 2 | 4 | .500 | 3 | 4 | 7 | 0.6 | 1 | 0 | 2 | 1 | 0 | 0 | 4 | 0.4 |

21 WELLS HOAG

Jr. | Guard | 6-3 | 199
Greenville, S.C. | Greenville



» CAREER HIGHS

| | | | |
|----------|-----|-----------------------|----------|
| Points | 5 | vs. Alabama A&M | 11/21/19 |
| Rebounds | 1 | 2x, last at Minnesota | 12/2/19 |
| Assists | --- | --- | --- |
| Steals | --- | --- | --- |
| FG Made | 2 | vs. Alabama A&M | 11/21/19 |
| 3FG Made | 1 | vs. Alabama A&M | 11/21/19 |
| FT Made | --- | --- | --- |
| Minutes | 8 | vs. Alabama A&M | 11/21/19 |

» ABOUT WELLS HOAG

Born February 15, 2000
Hometown Greenville, S.C.
High School Greenville
Major Parks, Recreation, Tourism Management
Fun Fact Just the fourth Clemson manager to be elevated to the active roster in school history. He has now competed in the second-most games of those previous three players.

» 2020-21 GAME-BY-GAME

| OPPONENT | FG | PCT. | 3FG | PCT. | FT | PCT. | OR-DR-TOT | PF | A | TO | BLK | STL | PTS | MIN |
|-----------------------|-----|------|-----|------|-----|------|-----------|----|---|----|-----|-----|-----|-----|
| vs. Mississippi State | DNP | | | | | | | | | | | | | |
| vs. Purdue | DNP | | | | | | | | | | | | | |
| South Carolina State | 0-1 | .000 | 0-1 | .000 | 0-0 | .000 | 0-0-0 | 0 | 0 | 0 | 0 | 0 | 0 | 2 |
| Maryland | 0-0 | .000 | 0-0 | .000 | 0-0 | .000 | 0-0-0 | 0 | 0 | 0 | 0 | 0 | 0 | 1 |
| vs. Alabama | DNP | | | | | | | | | | | | | |
| at Virginia Tech | DNP | | | | | | | | | | | | | |
| at South Carolina | PPD | | | | | | | | | | | | | |
| vs. Morehead State | DNP | | | | | | | | | | | | | |
| Florida State | DNP | | | | | | | | | | | | | |
| at Miami (Fla.) | DNP | | | | | | | | | | | | | |
| NC State | DNP | | | | | | | | | | | | | |
| at North Carolina | PPD | | | | | | | | | | | | | |
| at Syracuse | PPD | | | | | | | | | | | | | |
| [18] Virginia | 0-0 | .000 | 0-0 | .000 | 0-0 | .000 | 0-0-0 | 0 | 0 | 0 | 0 | 0 | 0 | 1 |
| at Georgia Tech | DNP | | | | | | | | | | | | | |
| at Florida State | DNP | | | | | | | | | | | | | |
| [25] Louisville | DNP | | | | | | | | | | | | | |
| at Duke | DNP | | | | | | | | | | | | | |
| North Carolina | DNP | | | | | | | | | | | | | |
| Syracuse | DNP | | | | | | | | | | | | | |
| Georgia Tech | DNP | | | | | | | | | | | | | |
| at Notre Dame | PPD | | | | | | | | | | | | | |
| at Pittsburgh | PPD | | | | | | | | | | | | | |
| at Wake Forest | DNP | | | | | | | | | | | | | |
| Miami (Fla.) | DNP | | | | | | | | | | | | | |
| at Syracuse | DNP | | | | | | | | | | | | | |
| Pittsburgh | DNP | | | | | | | | | | | | | |
| Miami (Fla.) | DNP | | | | | | | | | | | | | |

* - Game Started; [] AP Ranking

» NOTES

FROM MANAGER TO PLAYER

- Clemson basketball student manager Wells Hoag was elevated to the active roster on Wednesday, Nov. 20, 2019.
- Hoag made his collegiate debut against Alabama A&M on Nov. 21 and played 7.5 minutes on the floor for the Tigers.
- The nearby Greenville, S.C. native scored five points, including connecting on the first two baskets of his career.
- Hoag made a driving layup and then poured in a 3-pointer from the far wing spot.
- While on the floor, Hoag managed to run the point and execute the Tiger offense.
- This isn't something unfamiliar to head coach Brad Brownell, who, in 2014, elevated a then-manager Riley McGillan (2014-17) to the active roster.
- McGillan played 20 games through his Tiger career, scoring 11 points.
- McGillan later served as a graduate assistant in Clemson's program and is now the director of operations at Longwood University for men's basketball.
- Prior to McGillan, the last managers to play in a game were Dennis Hopf (1988-89) and Edward Bynum (1984-85).
- The most points scored by a walk-on in a career is 33 by Jeff Holstein (1985-87) in 34 career games. He also recorded 32 rebounds.

PROMOTED MANAGERS CAREER STATS

| Name | Years | GP | FG | 3FG | FT | Reb | Pts |
|----------------|---------|----|------|------|------|-----|-----|
| Wells Hoag | 2019-20 | 10 | 2-7 | 1-4 | 0-0 | 2 | 5 |
| Riley McGillan | 2014-17 | 20 | 4-14 | 2-12 | 1-2 | 2 | 11 |
| Dennis Hopf | 1988-89 | 1 | 0-1 | 0-0 | 0-0 | 0 | 0 |
| Edward Bynum | 1984-85 | 9 | 3-7 | 0-0 | 4-12 | 9 | 10 |

» CAREER STATS

| Year | GP | GS | Min. | Field Goals | | | 3-PT | | | FT | FTA | Pct. | Rebounds | | | Avg. | PF | DQ | A | TO | Blk | Stl | Pts. | Avg. |
|--------------|-----------|----------|-----------|-------------|----------|-------------|----------|----------|-------------|----------|----------|-------------|----------|----------|----------|------------|----------|----------|----------|----------|----------|----------|----------|-------------|
| | | | | FG | FGA | Pct. | FG | FGA | Pct. | | | | OR | DR | TOT | | | | | | | | | |
| 2019-20 | 7 | 0 | 16 | 2 | 6 | .333 | 1 | 3 | .333 | 0 | 0 | .000 | 2 | 0 | 2 | 0.3 | 0 | 0 | 0 | 0 | 0 | 0 | 5 | 0.7 |
| 2020-21 | 3 | 0 | 4 | 0 | 1 | .000 | 0 | 1 | .000 | 0 | 0 | .000 | 0 | 0 | 0 | 0.0 | 0 | 0 | 0 | 0 | 0 | 0 | 0.0 | 0.0 |
| TOTAL | 10 | 0 | 20 | 2 | 7 | .286 | 1 | 4 | .250 | 0 | 0 | .000 | 2 | 0 | 2 | 0.2 | 0 | 0 | 0 | 0 | 0 | 0 | 5 | 0.5x |

22 LYNN KIDD



Fr. | Forward/Center | 6-10.5 | 235
Gainesville, Fla. | IMG Academy

» CAREER HIGHS

| | | | |
|--------------------|----|--------------------------------|----------|
| Points | 4 | vs. Florida State | 1/23/21 |
| Rebounds | 4 | vs. SC State | 12/2/20 |
| Offensive Rebounds | 4 | vs. SC State | 12/2/20 |
| Blocks | 2 | vs. SC State | 12/2/20 |
| Assists | 1 | vs. Mississippi State | 11/25/20 |
| Steals | — | — | — |
| FG Made | 1 | 2x, last vs. Florida State | 1/23/21 |
| 3FG Made | — | — | — |
| FT Made | 2 | 2x, last vs. vs. Florida State | 1/23/21 |
| Minutes | 12 | vs. SC State | 12/2/20 |

» ABOUT LYNN KIDD

Born December 17, 2002

Hometown Gainesville, Fla.

High School IMG Academy

Major Undeclared

Fun Fact Born in Spain

Chose Clemson over Miami, Virginia Tech, Wake Forest, Auburn and Florida.

» 2020-21 GAME-BY-GAME

| OPPONENT | FG | PCT. | 3FG | PCT. | FT | PCT. | OR-DR-TOT | PF | A | TO | BLK | STL | PTS | MIN |
|-----------------------|-----|-------|-----|------|-----|-------|-----------|----|---|----|-----|-----|-----|-----|
| vs. Mississippi State | 0-0 | .000 | 0-0 | .000 | 2-2 | 1.000 | 0-0-0 | 3 | 1 | 1 | 0 | 0 | 2 | 7 |
| vs. Purdue | 0-0 | .000 | 0-0 | .000 | 0-0 | .000 | 0-0-0 | 0 | 0 | 0 | 0 | 0 | 0 | 2 |
| South Carolina State | 1-5 | .200 | 0-0 | .000 | 0-0 | .000 | 4-0-4 | 2 | 0 | 1 | 2 | 0 | 2 | 12 |
| Maryland | 0-0 | .000 | 0-0 | .000 | 0-0 | .000 | 0-0-0 | 0 | 0 | 0 | 0 | 0 | 0 | 1 |
| vs. Alabama | DNP | | | | | | | | | | | | | |
| at Virginia Tech | DNP | | | | | | | | | | | | | |
| at South Carolina | PPD | | | | | | | | | | | | | |
| vs. Morehead State | DNP | | | | | | | | | | | | | |
| Florida State | DNP | | | | | | | | | | | | | |
| at Miami (Fla.) | DNP | | | | | | | | | | | | | |
| NC State | DNP | | | | | | | | | | | | | |
| at North Carolina | PPD | | | | | | | | | | | | | |
| at Syracuse | PPD | | | | | | | | | | | | | |
| [18] Virginia | 0-0 | .000 | 0-0 | .000 | 0-0 | .000 | 0-0-0 | 0 | 0 | 0 | 0 | 0 | 0 | 4 |
| at Georgia Tech | DNP | | | | | | | | | | | | | |
| at Florida State | 1-1 | 1.000 | 0-0 | .000 | 2-2 | 1.000 | 0-1-1 | 0 | 0 | 0 | 0 | 0 | 4 | 3 |
| [25] Louisville | DNP | | | | | | | | | | | | | |
| at Duke | DNP | | | | | | | | | | | | | |
| North Carolina | DNP | | | | | | | | | | | | | |
| Syracuse | DNP | | | | | | | | | | | | | |
| Georgia Tech | DNP | | | | | | | | | | | | | |
| at Notre Dame | PPD | | | | | | | | | | | | | |
| at Pittsburgh | PPD | | | | | | | | | | | | | |
| at Wake Forest | 0-0 | .000 | 0-0 | .000 | 0-0 | .000 | 0-2-2 | 1 | 0 | 0 | 0 | 0 | 0 | 4 |
| Miami (Fla.) | DNP | | | | | | | | | | | | | |
| at Syracuse | DNP | | | | | | | | | | | | | |
| Pittsburgh | DNP | | | | | | | | | | | | | |
| Miami (Fla.) | DNP | | | | | | | | | | | | | |

* - Game Started; [] AP Ranking

» NOTES

KIDD ON THE GLASS

- Lynn Kidd hit the glass hard in the Tigers' home opener, finishing with four offensive rebounds and putting back one for his lone field goal.
- Kidd also finished with two blocked shots - his first two of the season.

FOUR-STAR ADDITION

- Kidd is a 6-10, 230-pound center who is rated as a four-star prospect on 247Sports Composite 2020 rankings. Kidd is currently still listed on ESPN's Top 100 prospect list for the 2021 class (No. 77).
- He recently competed at the Power 24 in Georgia, playing for the Showtime Ballers. In four games, Kidd averaged 13.0 points, 7.3 rebounds and 2.0 blocks per game. He quickly rose to become one of the hottest prospects in the country.
- Kidd chose Clemson over Miami, Virginia Tech, Wake Forest, Auburn and Florida.

» CAREER STATS

| Year | GP | GS | Min. | Field Goals | | | 3-PT | | | FT | FTA | Pct. | Rebounds | | | | PF | DQ | A | TO | Blk | Stl | Pts. | Avg. |
|---------|----|----|------|-------------|-----|------|------|-----|------|----|-----|-------|----------|----|-----|------|----|----|---|----|-----|-----|------|------|
| | | | | FG | FGA | Pct. | FG | FGA | Pct. | | | | OR | DR | TOT | Avg. | | | | | | | | |
| 2020-21 | 7 | 0 | 32 | 2 | 6 | .333 | 0 | 0 | .000 | 4 | 4 | 1.000 | 4 | 3 | 7 | 1.0 | 6 | 0 | 1 | 2 | 2 | 0 | 8 | 1.1 |
| TOTAL | 7 | 0 | 32 | 2 | 6 | .333 | 0 | 0 | .000 | 4 | 4 | 1.000 | 4 | 3 | 7 | 1.0 | 6 | 0 | 1 | 2 | 2 | 0 | 8 | 1.1 |



» CAREER HIGHS

| | | | |
|----------|----|-----------------------|----------|
| Points | 10 | vs. Mississippi State | 11/25/20 |
| Rebounds | 7 | vs. Mississippi State | 11/25/20 |
| Assists | — | — | — |
| Steals | 2 | vs. Alabama | 12/12/20 |
| FG Made | 5 | vs. Mississippi State | 11/25/20 |
| 3FG Made | 1 | 2x, last at Miami | 1/2/21 |
| FT Made | 2 | vs. Maryland | 12/9/20 |
| Minutes | 23 | vs. Mississippi State | 11/25/20 |

» ABOUT PJ HALL

Born February 21, 2002
Hometown Spartanburg, S.C.
High School Dorman
Major Sports Communications
Fun Fact: Sister, Thayer, is a standout volleyball player at the University of Florida

» 2020-21 GAME-BY-GAME

| OPPONENT | FG | PCT. | 3FG | PCT. | FT | PCT. | OR-DR-TOT | PF | A | TO | BLK | STL | PTS | MIN |
|-----------------------|-----|-------|-----|-------|-----|-------|-----------|----|---|----|-----|-----|-----|-----|
| vs. Mississippi State | 5-6 | .833 | 0-1 | .000 | 0-0 | .000 | 3-4-7 | 2 | 0 | 2 | 1 | 0 | 10 | 23 |
| vs. Purdue | 2-3 | .667 | 1-2 | .500 | 0-0 | .000 | 0-1-1 | 2 | 0 | 0 | 0 | 0 | 5 | 8 |
| South Carolina State | DNP | | | | | | | | | | | | | |
| Maryland | 0-2 | .000 | 0-1 | .000 | 2-2 | 1.000 | 0-3-3 | 0 | 0 | 0 | 0 | 0 | 2 | 8 |
| vs. Alabama | 2-4 | .500 | 0-0 | .000 | 0-0 | .000 | 1-1-2 | 1 | 0 | 1 | 0 | 2 | 4 | 13 |
| at Virginia Tech | 1-4 | .250 | 0-2 | .000 | 0-0 | .000 | 0-1-1 | 3 | 0 | 0 | 0 | 0 | 2 | 9 |
| at South Carolina | PPD | | | | | | | | | | | | | |
| vs. Morehead State | 2-2 | 1.000 | 0-0 | .000 | 1-2 | .500 | 1-2-3 | 1 | 0 | 0 | 0 | 1 | 5 | 13 |
| Florida State | 1-2 | .500 | 0-0 | .000 | 1-2 | .500 | 3-1-4 | 2 | 0 | 0 | 0 | 0 | 3 | 12 |
| at Miami (Fla.) | 3-4 | .750 | 1-1 | 1.000 | 0-0 | .000 | 0-1-1 | 0 | 0 | 1 | 0 | 0 | 7 | 11 |
| NC State | 4-7 | .571 | 0-3 | .000 | 0-0 | .000 | 0-2-2 | 2 | 0 | 0 | 0 | 0 | 8 | 13 |
| at North Carolina | PPD | | | | | | | | | | | | | |
| at Syracuse | PPD | | | | | | | | | | | | | |
| [18] Virginia | 4-7 | .571 | 0-2 | .000 | 0-0 | .000 | 1-2-3 | 1 | 0 | 0 | 0 | 1 | 8 | 14 |
| at Georgia Tech | 0-0 | .000 | 0-0 | .000 | 2-2 | 1.000 | 0-0-0 | 2 | 0 | 2 | 0 | 0 | 2 | 7 |
| at Florida State | 2-5 | .400 | 0-1 | .000 | 0-0 | .000 | 0-1-1 | 2 | 0 | 0 | 0 | 0 | 4 | 12 |
| [25] Louisville | 0-0 | .000 | 0-0 | .000 | 0-0 | .000 | 0-2-2 | 0 | 0 | 0 | 1 | 0 | 0 | 6 |
| at Duke | 0-2 | .000 | 0-2 | .000 | 2-2 | 1.000 | 1-1-2 | 3 | 1 | 1 | 0 | 0 | 2 | 8 |
| North Carolina | 0-0 | .000 | 0-0 | .000 | 0-0 | .000 | 0-0-0 | 2 | 0 | 1 | 0 | 0 | 0 | 5 |
| Syracuse | 3-5 | .600 | 0-0 | .000 | 0-0 | .000 | 2-1-3 | 2 | 0 | 0 | 0 | 0 | 6 | 13 |
| Georgia Tech | 0-0 | .000 | 0-0 | .000 | 2-2 | 1.000 | 1-0-1 | 0 | 0 | 1 | 0 | 0 | 2 | 6 |
| at Notre Dame | PPD | | | | | | | | | | | | | |
| at Pittsburgh | PPD | | | | | | | | | | | | | |
| at Wake Forest | DNP | | | | | | | | | | | | | |
| Miami (Fla.) | DNP | | | | | | | | | | | | | |
| at Syracuse | 0-2 | .000 | 0-0 | .000 | 2-4 | .500 | 0-1-1 | 0 | 0 | 0 | 2 | 0 | 2 | 6 |
| Pittsburgh | 1-4 | .250 | 0-0 | .000 | 0-0 | .000 | 1-2-3 | 1 | 1 | 0 | 1 | 0 | 2 | 12 |
| Miami (Fla.) | 0-2 | .000 | 0-0 | .000 | 0-0 | .000 | 0-1-1 | 0 | 0 | 0 | 0 | 0 | 0 | 6 |

* - Game Started; [] AP Ranking

» NOTES

STEPPING UP BIG AGAINST NC STATE

- PJ Hall stepped up in a big way off the bench for the Tigers in a 74-70 overtime win against NC State.
- Hall scored eight points on 4-for-7 shooting, including providing a hook shot over Manny Bates with 10 seconds left in overtime to extend the Clemson lead to 74-70.

THROWN INTO THE FIRE

- PJ Hall was thrown into the fire in his first collegiate game and did not disappoint.
- Hall relieved Simms off the bench when Simms got into foul trouble.
- Hall finished 5-for-6 from the floor with 10 points and seven rebounds to help lead the Tigers to a 53-42 victory over Mississippi State.

PJ HALL'S AWARDS AND ACCOLADES

Rankings

- #1 ranked player in South Carolina
- 2019-20 South Carolina Gatorade Player of the Year
- ESPN ranked four-star prospect (No. 48 in ESPN Top 100, No. 9 power forward in the nation)
- 247Sports ranked four-star prospect (No. 54 in Top247, No. 9 power forward in the nation)
- Rivals ranked four-star prospect (No. 48 in Rivals150, No. 8 power forward in the nation)

2018-19

- Averaged 14.5 points, 8.2 rebounds and 2.1 blocks per game as a junior
- USA Today All-South Carolina Team
- 5A State Champion
- All-Region
- All-State
- Spartanburg Herald Journal First-Team All-Area
- Chick-Fil-A Classic All-Tournament Team

2017-18:

- SC Top-80 Camp "Mr. Basketball"
- 5A State Champion
- SCHSL All-Rookie Team

» CAREER STATS

| Year | GP | GS | Min. | Field Goals | | | 3-PT | | | FT | FTA | Pct. | Rebounds | | | | PF | DQ | A | TO | Blk | Stl | Pts. | Avg. |
|---------|----|----|------|-------------|-----|------|------|-----|------|----|-----|------|----------|----|-----|------|----|----|---|----|-----|-----|------|------|
| | | | | FG | FGA | Pct. | FG | FGA | Pct. | | | | OR | DR | TOT | Avg. | | | | | | | | |
| 2020-21 | 20 | 0 | 206 | 30 | 61 | .492 | 2 | 15 | .133 | 12 | 16 | .750 | 14 | 27 | 41 | 2.1 | 26 | 0 | 2 | 9 | 5 | 4 | 74 | 3.7 |
| TOTAL | 20 | 0 | 206 | 30 | 61 | .492 | 2 | 15 | .133 | 12 | 16 | .750 | 14 | 27 | 41 | 2.1 | 26 | 0 | 2 | 9 | 5 | 4 | 74 | 3.7 |

25 AAMIR SIMMS



Sr. | Forward | 6-8.5 | 245
Palmyra, Va. | Blue Ridge School

» CAREER HIGHS

| | | | |
|--------------------|----|---------------------------|----------|
| Points | 25 | 3x, last vs. Georgia Tech | 2/12/21 |
| Rebounds | 15 | vs. Virginia Tech | 11/5/19 |
| Offensive Rebounds | 5 | vs. Morehead State | 12/21/20 |
| Assists | 7 | vs. TCU | 11/24/19 |
| Blocks | 4 | 3x, last at Miami | 1/2/21 |
| Steals | 5 | vs. Syracuse | 3/9/19 |
| FG Made | 10 | 3x, last at Miami | 1/2/21 |
| 3FG Made | 4 | vs. Mississippi State | 12/8/18 |
| FT Made | 8 | 2x, last vs. NC State | 1/4/20 |
| Minutes | 42 | at North Carolina | 1/11/20 |

» ABOUT AAMIR SIMMS

Born February 17, 1999
Hometown Palmyra, Va.
High School Blue Ridge School
Major Sports Communications
Fun Facts Can communicate in sign language; while a student at Blue Ridge School, Aamir participated in track and field and cycling.

» 2020-21 GAME-BY-GAME

| OPPONENT | FG | PCT. | 3FG | PCT. | FT | PCT. | OR-DR-TOT | PF | A | TO | BLK | STL | PTS | MIN |
|-------------------------|-------|------|-----|-------|-----|-------|-----------|----|---|----|-----|-----|-----|-----|
| * vs. Mississippi State | 1-5 | .200 | 0-3 | .000 | 2-2 | 1.000 | 0-1-1 | 5 | 0 | 2 | 0 | 1 | 4 | 4.0 |
| * vs. Purdue | 8-13 | .615 | 2-4 | .500 | 6-7 | .857 | 1-2-3 | 3 | 4 | 1 | 0 | 2 | 24 | 27 |
| * South Carolina State | 4-5 | .800 | 0-0 | .000 | 0-0 | .000 | 2-2-4 | 1 | 4 | 1 | 0 | 1 | 8 | 21 |
| * Maryland | 7-13 | .538 | 2-3 | .667 | 0-2 | .000 | 5-2-7 | 3 | 1 | 3 | 1 | 2 | 16 | 32 |
| * vs. Alabama | 3-4 | .750 | 0-0 | .000 | 0-0 | .000 | 0-5-5 | 3 | 3 | 6 | 0 | 0 | 6 | 22 |
| * at Virginia Tech | 4-6 | .667 | 1-1 | 1.000 | 6-6 | 1.000 | 1-2-3 | 4 | 1 | 2 | 2 | 2 | 15 | 31 |
| at South Carolina | PPD | | | | | | | | | | | | | |
| * vs. Morehead State | 4-6 | .667 | 0-0 | .000 | 4-4 | 1.000 | 5-5-10 | 5 | 0 | 5 | 0 | 2 | 12 | 25 |
| * [18] Florida State | 2-5 | .400 | 0-1 | .000 | 4-5 | .800 | 3-8-11 | 2 | 3 | 3 | 0 | 0 | 8 | 28 |
| * at Miami (Fla.) | 10-14 | .714 | 2-2 | 1.000 | 3-4 | .750 | 4-3-7 | 3 | 4 | 2 | 4 | 0 | 25 | 33 |
| * NC State | 3-11 | .273 | 0-6 | .000 | 2-2 | 1.000 | 4-3-7 | 4 | 4 | 1 | 0 | 2 | 8 | 33 |
| at North Carolina | PPD | | | | | | | | | | | | | |
| at Syracuse | PPD | | | | | | | | | | | | | |
| * [18] Virginia | 1-9 | .111 | 0-4 | .000 | 0-0 | .000 | 2-3-5 | 1 | 2 | 0 | 2 | 0 | 2 | 25 |
| * at Georgia Tech | 9-14 | .643 | 0-0 | .000 | 1-1 | 1.000 | 3-2-5 | 3 | 3 | 4 | 0 | 2 | 19 | 32 |
| * at Florida State | 1-3 | .333 | 0-1 | .000 | 3-4 | .750 | 3-2-5 | 3 | 1 | 2 | 0 | 0 | 5 | 25 |
| * [25] Louisville | 6-12 | .500 | 1-4 | .250 | 3-3 | 1.000 | 5-4-9 | 2 | 4 | 1 | 1 | 0 | 16 | 34 |
| * at Duke | 7-13 | .538 | 1-2 | .500 | 4-5 | .800 | 3-3-6 | 4 | 4 | 2 | 0 | 2 | 19 | 27 |
| * North Carolina | 4-10 | .400 | 1-3 | .333 | 1-1 | 1.000 | 4-2-6 | 3 | 6 | 1 | 0 | 0 | 10 | 35 |
| * Syracuse | 7-9 | .778 | 1-2 | .500 | 3-4 | .750 | 2-9-11 | 3 | 0 | 5 | 1 | 0 | 18 | 32 |
| * Georgia Tech | 9-16 | .563 | 3-4 | .750 | 4-5 | .800 | 1-2-3 | 3 | 3 | 2 | 1 | 1 | 25 | 33 |
| at Notre Dame | PPD | | | | | | | | | | | | | |
| at Pittsburgh | PPD | | | | | | | | | | | | | |
| * at Wake Forest | 6-9 | .667 | 1-2 | .500 | 0-0 | .000 | 1-9-10 | 1 | 2 | 5 | 0 | 1 | 13 | 34 |
| * Miami (Fla.) | 8-12 | .667 | 3-4 | .750 | 0-0 | .000 | 2-4-6 | 3 | 1 | 4 | 2 | 1 | 19 | 40 |
| * at Syracuse | 3-10 | .300 | 0-1 | .000 | 0-0 | .000 | 3-5-8 | 4 | 3 | 0 | 1 | 0 | 6 | 37 |
| * Pittsburgh | 5-8 | .625 | 1-2 | .500 | 1-2 | .500 | 0-3-3 | 3 | 5 | 1 | 0 | 0 | 12 | 27 |
| * Miami (Fla.) | 7-13 | .538 | 3-5 | .600 | 0-0 | .000 | 2-6-8 | 2 | 4 | 4 | 2 | 1 | 17 | 34 |

* - Game Started; [] AP Ranking

WHAT THEY'RE SAYING...

HEAD COACH BRAD BROWNELL

"I want to make sure my guy Aamir Simms isn't forgotten about here when we start talking about these all-conference teams. He's having another great year, he was all-conference last year and if we finish in the double-bye that guy needs to have full consideration for first-team all-league. He may not score as many points, but we don't play as fast. He's an extremely good defensive center. The guy can play pick-and-roll coverages, three, four, five different ways if you need to. The adjustments we make because we have him on the floor, winning matters. **That guy has been here the last two years as our best player and he's really impacted winning. That needs to account for a lot.**"

MIAMI HEAD COACH JIM LARRAÑAGA

"Aamir Simms is a first team All-Conference player. He's probably the best defender in the league, especially in the frontcourt. I haven't seen anybody better than him. He's more physical than any player in the league, he makes threes, he makes post-ups, makes his free throws and he finds the open man. He's a very unselfish player. He's only averaging 13 or 14 points per game; he could be averaging 25 or 30. He's that good of an offensive player and defensive player."

» NOTES

FIRST-TEAM ALL-CONFERENCE WORTHY

- Aamir Simms is the only player in the ACC that leads his team in scoring (13.3 ppg), rebounding (6.2) and assists (2.7 assists).
- He led the Tigers in scoring, rebounding, assists and blocks last season, becoming the first player in Clemson history to accomplish that feat.
- Simms became the seventh player in ACC history last season to lead his team in points, rebounds and assists. He is on pace to do it again this year and would become the first player to accomplish this feat twice in his career in the ACC.
- Simms is shooting a career-best 54.3 percent from the floor, including a career-high 82.5 percent at the foul line.
- After a slow start from beyond the arc, Simms is 14-for-27 over his last eight games.
- The 25-point game against Georgia Tech was Simms' third of the season and 10th of his career.

ALL-TIME ACC PLAYERS TO LEAD TEAM IN POINTS, REBOUNDS AND ASSISTS

(Encompassing Current ACC Schools)

| Year | Name (School) | Pts | Reb | Asst |
|---------|---------------------------------|------|------|------|
| 2020-21 | Aamir Simms (Clemson) | 13.3 | 6.2 | 2.7 |
| 2019-20 | Aamir Simms (Clemson) | 13.0 | 7.2 | 2.6 |
| 2010-11 | Iman Shumpert (Georgia Tech) | 17.5 | 5.9 | 4.2 |
| 2008-09 | Greivis Vasquez (Maryland) | 17.5 | 5.4 | 5.0 |
| 2005-06 | Terrence Williams (Louisville)* | 12.4 | 7.0 | 3.8 |
| 2004-05 | Julius Hodge (NC State) | 17.0 | 6.6 | 4.8 |
| 2001-02 | Anthony Gundy (NC State) | 17.8 | 5.5 | 3.5 |
| 1993-94 | Bob Sura (Florida State) | 21.2 | 7.9 | 4.5 |
| 1986-87 | Danny Ferry (Duke) | 14.0 | 7.8 | 4.3 |
| 1985-86 | Billy Thompson (Louisville)^ | 14.9 | 7.8 | 3.9 |
| 1972-73 | Billy Knight (Pittsburgh)! | 23.7 | 11.0 | 2.96 |

Note: 2020-21 season is through 18 games and is not complete;
 * - Big East Member; ^ - Metro Conference Member; ! - Independent

AAMIR SIMMS' 20-POINT GAMES

| Date | Opponent | Pts | FG | 3FG | FT |
|----------|---------------------|-----|-------|-----|------|
| 2-12-21 | H-Georgia Tech | 25 | 9-16 | 3-4 | 4-5 |
| 1-2-21 | A-Miami | 25 | 10-14 | 2-2 | 3-4 |
| 11-25-20 | N-Purdue | 24 | 8-13 | 2-4 | 6-7 |
| 2-25-20 | A-Georgia Tech | 23 | 10-16 | 1-4 | 2-3 |
| 1-14-20 | H-Duke | 25 | 10-15 | 2-3 | 3-6 |
| 1-11-20 | A-North Carolina | 20 | 7-13 | 3-6 | 3-4 |
| 12-31-19 | H-Miami (Fla.) | 21 | 8-14 | 1-2 | 4-5 |
| 12-15-19 | H-South Carolina | 21 | 5-7 | 3-3 | 8-11 |
| 11-26-19 | N-Colorado | 23 | 7-14 | 2-5 | 7-9 |
| 12-8-18 | N-Mississippi State | 23 | 9-15 | 4-9 | 1-2 |

RARE AIR

- Aamir Simms become just the fourth player in Clemson history to amass 1,000 points, 550 rebounds,

» CAREER STATS

| Year | Field Goals | | | | | | 3-PT | | | Rebounds | | | | | | | | | | | | | | |
|---------|-------------|----|------|-----|-----|------|------|-----|------|----------|-----|------|-----|-----|-----|------|-----|----|-----|-----|-----|-----|------|------|
| | GP | GS | Min. | FG | FGA | Pct. | FG | FGA | Pct. | FT | FTA | Pct. | OR | DR | TOT | Avg. | PF | DQ | A | TO | Blk | Stl | Pts. | Avg. |
| 2017-18 | 34 | 12 | 524 | 53 | 112 | .473 | 14 | 43 | .326 | 15 | 26 | .577 | 26 | 82 | 108 | 3.2 | 45 | 0 | 21 | 20 | 29 | 8 | 135 | 4.0 |
| 2018-19 | 34 | 34 | 906 | 105 | 238 | .441 | 40 | 121 | .331 | 24 | 32 | .750 | 50 | 107 | 157 | 4.6 | 82 | 2 | 34 | 45 | 25 | 21 | 274 | 8.1 |
| 2019-20 | 30 | 30 | 949 | 139 | 293 | .474 | 34 | 85 | .400 | 79 | 112 | .705 | 68 | 149 | 217 | 7.2 | 71 | 1 | 78 | 66 | 23 | 31 | 391 | 13.0 |
| 2020-21 | 23 | 23 | 675 | 119 | 219 | .543 | 22 | 54 | .407 | 47 | 57 | .825 | 56 | 87 | 143 | 6.2 | 68 | 2 | 62 | 57 | 17 | 20 | 307 | 13.3 |
| TOTAL | 121 | 99 | 3054 | 416 | 862 | .483 | 110 | 303 | .363 | 165 | 227 | .727 | 200 | 425 | 625 | 5.2 | 266 | 5 | 195 | 188 | 94 | 80 | 1107 | 9.1 |

» SIMMS NOTES

150 assists, 75 steals and 75 blocks in a career.

- Simms joins Trevor Booker (1725, 1060, 144, 249), Horace Grant (1696, 981, 206, 104, 82) and Larry Nance (1341, 784, 177, 106, 108).

- Simms also became just the 275th player in Division I since 1992-93 to achieve this feat.

(Info researched on CBB Sports Reference)

CLEMSON PLAYERS TO AMASS 1K PTS, 550 REB, 150 AST, 75 STL, 75 BLK IN A CAREER

| Name | Yrs. | Years | Pts | Reb | Ast | Stl | Blk |
|---------------|------|---------|------|------|-----|-----|-----|
| Aamir Simms | 4 | 2017-21 | 1107 | 625 | 195 | 80 | 94 |
| Trevor Booker | 4 | 2006-10 | 1725 | 1060 | 224 | 144 | 249 |
| Horace Grant | 4 | 1983-87 | 1696 | 981 | 206 | 104 | 82 |
| Larry Nance | 4 | 1977-81 | 1341 | 784 | 177 | 106 | 108 |

DOUBLE-DOUBLE GUY

- Aamir Simms totaled his second double-double of the season and seventh of his career against Syracuse with 18 points and 11 rebounds (Feb. 6).

- Simms scored 12 points and grabbed 10 boards to secure his first double-double of the season against Morehead State (Dec. 21).

- It marked Simms' seventh career double-double. He accumulated the previous five during the 2019-20 season.

- The five offensive rebounds against Morehead State marked Simms' most in his career. He had posted four on seven prior occasions.

AAMIR SIMMS' DOUBLE-DOUBLE GAMES

| Date | Opponent | Pts | Reb | O-Reb |
|----------|-------------------|-----|-----|-------|
| 2/24/21 | at Wake Forest | 13 | 10 | 1 |
| 2/6/21 | Syracuse | 18 | 11 | 2 |
| 12/21/20 | Morehead State | 12 | 10 | 5 |
| 3/11/20 | vs. Miami (ACCT) | 14 | 10 | 2 |
| 2/22/20 | at Boston College | 12 | 11 | 2 |
| 1/18/20 | at NC State | 18 | 11 | 2 |
| 11/24/19 | vs. TCU | 13 | 12 | 3 |
| 11/5/19 | Virginia Tech | 12 | 15 | 4 |

BIG DAY ON SOUTH BEACH

- Aamir Simms tied his career high of 25 points in a 66-65 win over Miami (Jan. 2).

- Simms also tied his career highs in field goals (10) and blocks (4). He tallied seven boards and four assists in the ultra-impressive performance.

SPACE COAST MVP

- Aamir Simms scored 24 points and helped seal an 11-point championship victory over Purdue in the 2020 Space Coast Challenge.

- For his efforts, Simms was named Tournament MVP.
- He finished 8-for-13 from the floor and 6-for-7 at the foul line, adding in four assists and two steals against the Boilermakers.

NATIONAL SPOTLIGHT

- Aamir Simms became Clemson's first player to earn a spot on a Basketball Hall of Fame positional watch list.
- Simms was one of 20 power forwards in the country to be named to the Karl Malone Watch List.
- In January 2021, Simms was named to the Top 10 of the Karl Malone Award Watch List.

SIMMS APPROACHING ALL-TIME REBOUND LIST AT CLEMSON

- Aamir Simms reached the 550 rebound plateau in his career against Georgia Tech (Jan. 20).
- Simms is now 22nd all-time in Clemson history in rebounding.
- Elijah Thomas was the last Tiger to crack the list and sits tied for 18th overall in Tiger history with 649 total rebounds.
- With 10 rebounds at Wake Forest, Simms became the 15th player in Clemson history with 1,000+ points and 600+ rebounds.

CAREER REBOUNDS

| Rk | Name | Yrs. | Years | GP | R/G | Reb |
|-----|-------------------|------|---------|-----|------|------|
| 1. | Tree Rollins | 4 | 1973-77 | 110 | 11.9 | 1311 |
| 2. | Dale Davis | 4 | 1987-91 | 121 | 10.0 | 1216 |
| 3. | Trevor Booker | 4 | 2006-10 | 134 | 7.9 | 1060 |
| 4. | Horace Grant | 4 | 1983-87 | 122 | 8.0 | 981 |
| 5. | Harold Jamison | 4 | 1995-99 | 129 | 7.3 | 937 |
| 6. | Sharone Wright | 3 | 1991-94 | 92 | 9.8 | 903 |
| 7. | Elden Campbell | 4 | 1986-90 | 123 | 6.8 | 836 |
| 8. | Jaron Blossomgame | 4 | 2013-17 | 128 | 6.5 | 831 |
| 9. | Larry Nance | 4 | 1977-81 | 117 | 6.7 | 784 |
| 10. | Sharrod Ford | 4 | 2001-05 | 118 | 6.5 | 762 |
| 11. | Devin Booker | 4 | 2009-13 | 128 | 5.7 | 728 |
| 12. | Tom Wideman | 4 | 1995-99 | 129 | 5.6 | 723 |
| 13. | K.C. Rivers | 4 | 2005-09 | 134 | 5.4 | 721 |
| 14. | Richie Mahaffey | 4 | 1966-70 | 75 | 9.4 | 707 |
| 15. | Randy Mahaffey | 3 | 1965-67 | 73 | 9.7 | 706 |
| 16. | Chris Hobbs | 4 | 2000-04 | 116 | 5.9 | 679 |
| 17. | Donnie Mahaffey | 3 | 1961-64 | 76 | 8.8 | 666 |
| 18. | Tommy Mahaffey | 3 | 1959-62 | 76 | 8.5 | 649 |
| 19. | Elijah Thomas | 3 | 2016-19 | 93 | 7.0 | 649 |
| 20. | Ray Henderson | 4 | 1999-03 | 112 | 5.7 | 633 |
| 21. | Vincent Hamilton | 5 | 1980-85 | 116 | 5.4 | 628 |
| 22. | Aamir Simms | 4 | 2017-21 | 121 | 5.2 | 625 |
| 23. | James Mays | 4 | 2004-08 | 108 | 5.8 | 622 |
| 24. | Dave Angel | 3 | 1970-73 | 78 | 7.8 | 607 |
| 25. | Landry Noko | 4 | 2012-16 | 128 | 4.7 | 606 |
| 26. | Milton Jennings | 4 | 2009-13 | 123 | 4.9 | 605 |
| 27. | Horace Wyatt | 4 | 1978-82 | 119 | 5.1 | 604 |

ALL- ACC THIRD TEAM RECOGNITION

- Aamir Simms earned the recognition from media and ACC coaches for his performance on the floor last season and earned third-team honors.

- It marks the first time that Simms has earned postseason accolades from the ACC.

ALL-ACC NOMINEE (2019-20)

- Aamir Simms put together an All-ACC type of season last year and garnered recognition from around the league.

- On Jan. 13, Simms was named ACC Player of the Week for the first time in his career and followed that up with a career-high 25 points against No. 3/3 Duke.

- Has improved his points per game by 4.9 points per contest and also upped his rebounding by 2.5 rebounds per game.

- He shot much better from three (+6.9 percent) compared to 2018-19.

- Aamir Simms became the first Clemson player over the last 20 seasons with 20 points, 5 rebounds, and 5 assists in consecutive games; he did it in wins over North Carolina and Duke.

- Simms posted his fourth career double-double with 12 points and 11 rebounds in an 18-point rout of Boston College (Feb. 22).

AAMIR SIMMS IN THE SPOTLIGHT (19-20)

- Clemson's leader on and off the floor, Aamir Simms, earned himself ACC Player of the Week (Jan. 13, 2020) for his performance at North Carolina (Jan. 11, 2020).

- Simms led Clemson in five statistical categories, a "Quintuple Leadership."

- He posted 20 points, eight rebounds, six assists, four blocks and three steals.

- Simms followed up that performance and weekly accolade with a 25-point, nine-rebound and five-assist game against No. 3/3 Duke in a 79-72 victory.

- It marked the first time in Simms' career that he has posted back-to-back 20 point games and the 25-point outing proved to be a career-best for the junior.

- Simms scored 23 points in a loss to Georgia Tech, tying his career mark for field goals made in a single game with 10.

- Simms notched six 20-point games last season.

AAMIR SIMMS LAST SEASON

- Aamir Simms has made a tremendous impact on the floor last season for the Tigers.

- Simms posted one of the best performances of his career against North Carolina (Jan. 11).

- He posted a "Quintuple Leadership" - leading the Tigers with 20 points, eight rebounds, six assists, four blocks and three assists.

- Simms notched his fourth career 20-point game against Miami (Dec. 31) with 21 points, while also tallying eight rebounds.

- Simms scored 18 points in a 29-point thrashing of Jacksonville on Dec. 20.

- He finished 7-for-8 from the floor, including a perfect 3-for-3 from downtown and 1-for-1 from the foul line.

- Simms has made a Clemson season-best seven-straight 3-pointers from Dec. 8 at Florida State through the Tigers' contest against Jacksonville on Dec. 20.

- Simms posted his third career 20-point game against South Carolina (Dec. 15) on 5-for-7 shooting and a perfect 3-for-3 from behind the arc.

- Simms also finished 8-for-11 (career-highs in makes and attempts from the charity stripe).

- Simms posted a season-high with 19 points in a 22-point win against Detroit Mercy (Nov. 17).

- In the Tigers' first game of the MGM Resorts Main Event against TCU, Simms posted 13 points, 12 rebounds and seven assists to notch his second career double-double and nearly manage his first career triple double.

- Simms followed up his performance against TCU, tying his career-best with 23 points against Colorado.

- Simms also notched a career-high seven made free throws, while finishing 7-for-14 in the contest.

- One of Clemson's most versatile players captured his first career double-double in the season opener against Virginia Tech.

- Simms posted 12 points and 15 rebounds in a stellar performance to open the season.

- The 15 rebounds for Simms was a new career-best, outdoing his 10-rebound game last season at Duke (Jan. 5, 2019).

- Simms posted yet another double-digit scoring game with 12 points against Colgate (Nov. 10). He narrowly missed a double-double with eight rebounds, however, of the eight boards, four were on the offensive glass - tying a career high.

- Simms averaged 13.0 points and 7.2 rebounds per game.

- The last Tiger to average double-digits on the boards was Sharone Wright (1993-94 - 10.6 rebounds per game).

- Wright was a 1994 NBA First Round Draft Pick. The highest in Clemson history at sixth overall - selected by the Philadelphia 76ers.

- Wright is also the last player for Clemson to accomplish a triple double (12 points, 14 rebounds and 10 blocks in an 82-72 win against Maryland on Jan. 26, 1993).

ACCOLADES

- Aamir Simms earned ACC Player of the Week honors following his performance at North Carolina (Jan. 11) and was named on Monday, Jan. 13.

- It's the Tigers' first ACC Player of the Week honor since Gabe DeVoe during the 2017-18 season. Marcquise Reed also won the award that season.

» SIMMS NOTES

CLEMSON'S ACC PLAYERS OF THE WEEK

| Year | Player |
|------|-------------------------------|
| 2020 | Aamir Simms (Co-Player), F |
| 2018 | Gabe DeVoe |
| | Marcquise Reed |
| 2016 | Jaron Blossomgame, F |
| 2015 | Jordan Roper, G |
| 2011 | Jeral Grant, F/C |
| 2010 | Trevor Booker (Co-Player), F |
| 2009 | K.C. Rivers, G/F (2) |
| | Trevor Booker |
| 2008 | K.C. Rivers (Co-Player), G/F |
| | Trevor Booker |
| 2006 | Akin Akingbala (Co-Player), C |
| 2003 | Edward Scott, G (2) |
| 2002 | Edward Scott, G |
| 2000 | Will Solomon, G (3) |
| 1999 | Terrell McIntyre, G (2) |
| 1998 | Greg Buckner, G |
| 1997 | Greg Buckner (Co-Player), F |
| 1994 | Andre Bovain, G |
| 1993 | Chris Whitney, G |
| | Sharone Wright, C |
| 1990 | Dale Davis, F |
| | Elden Campbell, C |
| 1989 | Dale Davis, F (2) |
| 1988 | Elden Campbell |
| 1987 | Horace Grant, C (2) |
| 1985 | Vincent Hamilton, G |
| 1983 | Marc Campbell, G |
| 1981 | Chris Dodds, G |
| 1980 | Billy Williams, G |
| 1979 | Larry Nance, F |
| 1978 | Colon Abraham, F |
| 1977 | Derrick Johnson, G |
| | Stan Rome, F |
| | Tree Rollins, C |
| 1975 | Tree Rollins, C |
| 1972 | David Angel, C |
| 1971 | Dickie Foster, F |
| 1970 | Butch Zatezalo, G |

MISCELLANEOUS STATS

MISCELLANEOUS STATS

Dunks: Clyde Trapp (9), Aamir Simms (8), PJ Hall (6), Hunter Tyson (5), Jonathan Baehre (4), Olivier-Maxence Prosper (3), John Newman III (2), Alex Hemenway (1)

Charges Taken: Hunter Tyson (8), Aamir Simms (6), Alex Hemenway (3), Clyde Trapp (3), PJ Hall (2), John Newman III (2), Jonathan Baehre (1), Al-Amir Dawes (1)

20-Point Games: Aamir Simms (3), Al-Amir Dawes (1), Nick Honor (1)

30-Point Games: --

Double-Doubles: Aamir Simms (3)

Double Figure Scoring: Aamir Simms (15), Al-Amir Dawes (11), Nick Honor (9), Clyde Trapp (5), Hunter Tyson (5), John Newman III (3), Alex Hemenway (2), Jonathan Baehre (1), PJ Hall (1), Olivier-Maxence Prosper (1)

Double Figure Rebounding: Aamir Simms (4)

Led Clemson in Scoring: Aamir Simms (9), Al-Amir Dawes (3), Nick Honor (2), Hunter Tyson (2), PJ Hall (1), Alex Hemenway (1), John Newman III (1), Clyde Trapp (1)

Led Clemson in Rebounding: Aamir Simms (7), Clyde Trapp (4), Al-Amir Dawes (2), Hunter Tyson (2), Jonathan Baehre (1), Olivier-Maxence Prosper (1)

Led Clemson in Assists: Nick Honor (6), Aamir Simms (5), Clyde Trapp (4), Jonathan Baehre (1), Al-Amir Dawes (1), John Newman III (1)

Consecutive Field Goals Made: 6 vs. Purdue (11/26/20); 4 by Al-Amir Dawes vs. Miami (2/27/21)

Consecutive Points Scored: 15 vs. Morehead State (12/21/20); 10 by Al-Amir Dawes vs. Miami (2/27/21)

Consecutive Free Throws Made: 17 vs. Florida State (1/23/21)

Consecutive Three-Pointers Made: 3 vs. Purdue (11/26/20); 4 vs. NC State (Nick Honor), (1/5/21)

Largest Lead: 25 vs. Maryland (1:12, 1H), 12/9/20

Largest Deficit: 39 vs. Virginia (8:07, 2H), 1/16/21

Largest Halftime Deficit: 18 vs. Florida State, 1/23/21

Largest Deficit Overcome for Victory: 9 vs. Florida State (1:41, 1H); 9 vs. Georgia Tech (5:01, 1H)

Most Consecutive Clemson Points: 15 vs. Morehead State (12/21/20)

Most Consecutive Opponent Points: 15 vs. Virginia, 1/16/21

CLEMSON'S RECORD...

| | | | |
|---|------|--|------|
| Overall..... | 16-7 | When leading with 1:00 left | 13-0 |
| At home..... | 11-1 | When trailing with 1:00 left..... | 3-7 |
| On the road | 2-5 | When shooting 50% or better..... | 2-1 |
| At neutral sites | 3-1 | When opponent shoots less than 50% | 15-3 |
| In overtime | 1-0 | When scoring 70 or more points | 7-0 |
| Vs. ranked opponents | 2-1 | When winning the rebound margin..... | 8-1 |
| In games decided by 3 points or less..... | 2-1 | When winning the turnover margin..... | 11-2 |
| In games decided by 5 points or less..... | 2-0 | When winning points in the paint..... | 10-1 |
| In games decided by 7 or more points..... | 12-5 | When winning bench points..... | 13-4 |
| When leading at halftime | 11-1 | In November | 2-0 |
| When trailing at halftime..... | 4-6 | In December | 5-1 |
| When tied at halftime | -- | In January | 3-4 |
| When leading with 5:00 left | 14-0 | In February | 5-0 |
| When trailing with 5:00 left..... | 2-7 | In March..... | 1-2 |

SEASON SUPERLATIVES

| CATEGORY | CLEMSON TEAM HIGH | | CLEMSON TEAM LOW | |
|-----------------------------|-------------------|--|------------------|---|
| Total Points | 81 | vs. Purdue, 11/26/20 | 50 | vs. Virginia, 1/16/21 |
| 1st Half Points | 39 | vs. Syracuse, 2/6/21 | 17 | vs. Virginia, 1/16/21 |
| 2nd Half Points | 48 | vs. Florida State, 12/29/20; Georgia Tech, 2/12/21 | 27 | vs. Mississippi State, 11/25/20 |
| 1st Half Field Goal % | 54.2 | vs. Georgia Tech, 1/20/21 | 16.7 | vs. Florida State, 1/23/21 |
| 2nd Half Field Goal % | 58.3 | vs. Syracuse, 2/6/21 | 35.7 | vs. Louisville, 1/27/21 |
| Scoring Margin | +37 | vs. SC State, 12/2/20 | -35 | vs. Virginia, 1/16/21 |
| Field Goals Made | 31 | vs. NC State, 1/5/21 | 17 | vs. Florida State, 1/23/21 |
| Field Goal Attempts | 69 | vs. NC State, 1/5/21 | 46 | vs. Wake Forest, 2/24/21 |
| Field Goal % | 55.8 | vs. Pittsburgh, 3/6/21 | 30.4 | vs. Florida State, 1/23/21 |
| 3-Pointers Made | 12 | vs. Pittsburgh, 3/6/21; Miami, 3/10/21 | 5 | vs. (5), last vs. Duke, 1/30/21 |
| 3-Point Attempts | 35 | vs. Louisville, 1/27/21 | 19 | vs. Alabama, 12/12/20 |
| 3-Point % (min. 10 att.) | 52.2 | vs. Miami, 3/10/21 | 16.7 | vs. Florida State, 1/23/21 |
| Free Throws Made | 24 | vs. Florida State, 12/29/20 | 3 | vs. NC State, 1/5/21; Virginia, 1/16/21; vs. Miami, 2/27/21 |
| Free Throw Attempts | 33 | vs. Florida State, 12/29/20 | 4 | vs. Virginia, 1/16/21 |
| Free Throw % (min. 10 att.) | 89.5 | vs. Georgia Tech, 2/12/21 | 39.1 | vs. NC State, 1/18/20 |
| Rebounds | 49 | vs. Florida State, 12/29/20 | 21 | vs. Virginia, 1/16/21 |
| Offensive Rebounds | 19 | vs. Florida State, 12/29/20 | 3 | vs. Miami, 2/27/21 |
| Rebound Margin | +17 | vs. Syracuse, 2/6/21 | -13 | vs. Purdue, 11/26/20 |
| Assists | 19 | vs. Syracuse, 2/6/21 | 6 | vs. Florida State, 1/23/21 |
| Turnovers | 21 | vs. Alabama, 12/12/20 | 7 | vs. North Carolina, 2/2/21 |
| Blocked Shots | 7 | vs. Alabama, 12/12/20 | 0 | vs. NC State, 1/5/21 |
| Steals | 13 | vs. Purdue, 11/26/20 | 2 | vs. Virginia, 1/16/21 |
| Fouls | 24 | vs. Virginia Tech, 12/15/20 | 8 | vs. Virginia, 1/16/21 |

| CATEGORY | OPPONENT TEAM HIGH | | OPPONENT TEAM LOW | |
|-----------------------------|--------------------|---|-------------------|--|
| Total Points | 85 | by Virginia, 1/16/21 | 38 | by SC State, 12/2/20 |
| 1st Half Points | 44 | by Georgia Tech, 1/20/21 | 15 | by Maryland, 12/9/20; Wake Forest, 2/24/21 |
| 2nd Half Points | 52 | by Virginia, 1/16/21 | 20 | by SC State, 12/2/20 |
| 1st Half Field Goal % | 56.0 | by Miami, 3/10/21 | 12.0 | by Syracuse, 2/6/21 |
| 2nd Half Field Goal % | 67.7 | by Virginia, 1/16/21 | 23.3 | by Mississippi State, 11/25/20 |
| Field Goals Made | 34 | by Virginia, 1/16/21 | 12 | by Wake Forest, 2/24/21 |
| Field Goal Attempts | 62 | by Florida State, 12/29/20 | 36 | by Morehead State, 12/21/20 |
| Field Goal % | 60.7 | by Virginia, 1/16/21 | 25.5 | by Wake Forest, 2/24/21 |
| 3-Pointers Made | 16 | by Georgia Tech, 1/20/21 | 1 | by SC State, 12/2/20 |
| 3-Point Attempts | 32 | by Florida State, 12/29/20 | 14 | by SC State, 12/2/20 |
| 3-Point % (min. 10 att.) | 61.5 | by Georgia Tech, 1/20/21 | 7.1 | by SC State, 12/2/20 |
| Free Throws Made | 25 | by Virginia Tech, 12/15/20 | 2 | by Virginia, 1/16/21 |
| Free Throw Attempts | 31 | by Virginia Tech, 12/15/20 | 2 | by Virginia, 1/16/21 |
| Free Throw % (min. 10 att.) | 100.0 | by Wake Forest, 2/24/21 | 29.6 | by Mississippi State, 11/25/20 |
| Rebounds | 42 | by Mississippi State, 11/25/20; Louisville, 1/27/21 | 18 | by Georgia Tech, 1/20/21 |
| Offensive Rebounds | 16 | by Mississippi State, 11/25/20 | 3 | by Wake Forest, 2/24/21 |
| Assists | 22 | by Virginia, 1/16/21 | 6 | by SC State, 12/2/20; Syracuse, 2/6/21; Wake Forest, 2/24/21 |
| Turnovers | 24 | by SC State, 12/2/20 | 7 | by Virginia, 1/16/21; Syracuse, 3/3/21 |
| Blocked Shots | 7 | by Florida State, 1/23/21 | 0 | by North Carolina, 2/2/21; Wake Forest, 2/24/21 |
| Steals | 17 | by Alabama, 12/12/20 | 2 | by Virginia Tech, 12/15/20 |
| Fouls | 24 | by Florida State, 12/29/20 | 8 | by Virginia, 1/16/21 |

| CATEGORY | CLEMSON INDIVIDUAL BEST | | OPPONENT INDIVIDUAL BEST | |
|-----------------------|-------------------------|--|--------------------------|--|
| Points | 25 | by Aamir Simms, 2x, last vs. Georgia Tech, 2/12/21 | 28 | by Isaiah Wong (Miami), 2/27/21 |
| Field Goals Made | 10 | by Aamir Simms vs. Miami, 1/2/21 | 10 | by Isaiah Wong (Miami), 2/27/21 |
| Field Goal Attempts | 16 | by Aamir Simms vs. Georgia Tech, 2/12/21 | 18 | by Isaiah Wong (Miami), 2/27/21 |
| Field Goal Perfection | 3 | by Hunter Tyson vs. Alabama, 12/12/20 | 5 | by Trey Murphy III (Virginia), 1/16/21 |
| 3-Pointers Made | 5 | by Al-Amir Dawes, 2x, last vs. Pittsburgh, 3/6/21 | 6 | by Michael Devoe (Georgia Tech), 1/20/21 |
| | | Nick Honor vs. NC State, 1/5/21; Syracuse, 2/6/21 | | Alan Griffin (Syracuse), 3/3/21 |
| | | Alex Hemenway vs. Wake Forest, 2/24/21 | | |
| 3-Point Attempts | 11 | by Al-Amir Dawes vs. Virginia Tech, 12/15/20 | 12 | by Alan Griffin (Syracuse), 3/3/21 |
| 3-Point Perfection | 4 | by Hunter Tyson vs. Miami, 3/10/21 | 3 | by Trey Murphy III (Virginia), 1/16/21 |
| Free Throws Made | 6 | by Aamir Simms, 2x, last vs. Virginia Tech, 12/15/20 | 11 | by Herbert Jones (Alabama), 12/12/20 |
| | | Alex Hemenway vs. Morehead State, 12/21/20 | | Keve Aluma (Virginia Tech), 12/15/20 |
| | | Clyde Trapp vs. Florida State, 12/29/20 | | |
| Free Throw Attempts | 8 | by Clyde Trapp vs. Florida State, 12/29/20 | 12 | by Tolu Smith (Mississippi State), 11/25/20 |
| | | | | Herbert Jones (Alabama), 12/12/20 |
| | | | | Keve Aluma (Virginia Tech), 12/15/20 |
| Free Throw Perfection | 6 | by Aamir Simms vs. Virginia Tech, 12/15/20 | 9 | by DJ Funderburk (NC State), 1/5/21 |
| | | Alex Hemenway vs. Morehead State, 12/21/20 | | |
| Rebounds | 11 | by Aamir Simms vs. Florida State, 12/29/20; Syracuse, 2/6/21 | 12 | by Jae'Lyn Withers (Louisville), 1/27/21 |
| Offensive Rebounds | 5 | by Aamir Simms, 3x, last vs. Louisville, 1/27/21 | 5 | by Zach Edey (Purdue), 11/26/20; Day'Ron Sharpe (North Carolina), 2/2/21 |
| | | Olivier-Maxence Prosper vs. Duke, 1/30/21 | | |
| Assists | 11 | by Clyde Trapp vs. Syracuse, 2/6/21 | 7 | by Matt Cross (Miami), 1/2/21; Scottie Barnes (Florida State), 1/23/21 |
| | | | | Isaiah Wong (Miami), 2/27/21; Joseph Girard III (Syracuse), 3/3/21 |
| Blocked Shots | 4 | by Aamir Simms vs. Miami, 1/2/21 | 4 | by Moses Wright (Georgia Tech), 2/12/21 |
| Steals | 4 | by Nick Honor, 2x, last vs. Miami, 1/2/21 | 6 | by Kadary Richmond (Syracuse), 2/6/21 |
| Minutes | 40 | by Aamir Simms vs. Miami, 2/27/21 | 45 | by Devon Daniels (NC State), 1/5/21 |

Bold denotes a Clemson home game; ^ - denotes one overtime period.

SUPERLATIVES UNDER BRAD BROWNELL

| CATEGORY | CLEMSON TEAM HIGH | | CLEMSON TEAM LOW | |
|-----------------------------|-------------------|---|------------------|---|
| Total Points | 100 | vs. The Citadel, 11/6/18 | 36 | vs. Virginia, 1/23/18 |
| 1st Half Points | 54 | vs. Alabama A&M, 11/21/19 | 10 | vs. Duke, 1/8/13; Virginia, 2/7/13 |
| 2nd Half Points | 56 | vs. Wake Forest, 2/2/16; North Carolina, 1/16/18 | 13 | vs. Virginia, 1/23/18 |
| 1st Half Field Goal % | 69.6 | vs. Boston College, 2/22/20 | 12.0 | vs. Duke, 1/8/13 |
| 2nd Half Field Goal % | 85.0 | vs. Georgia Tech, 1/12/11 | 23.5 | vs. Duke, 3/2/11 |
| Scoring Margin | +45 | vs. Florida A&M, 11/14/14 | -48 | vs. Florida State, 2/5/17 |
| Field Goals Made | 35 | vs. The Citadel, 1/1/13 | 14 | vs. Louisville, 1/10/16; Virginia, 1/12/19; South Carolina, 12/15/19 |
| Field Goal Attempts | 73 | vs. Florida State, 3/4/12 | 33 | vs. Virginia, 1/12/13 |
| Field Goal % | 69.2 | vs. Georgia Tech, 1/12/11 | 25.9 | vs. Virginia, 1/12/19 |
| 3-Pointers Made | 15 | vs. North Carolina, 1/30/18 | 0 | vs. Virginia Tech, 3/1/12; at NC State, 1/26/19 |
| 3-Point Attempts | 36 | vs. Samford, 12/9/17; Virginia Tech, 2/21/18 | 7 | vs. at NC State, 1/26/19 |
| 3-Point % (min. 10 att.) | 78.6 | vs. Georgia Tech, 1/12/11 | 0.0 | vs. Virginia Tech, 3/1/12 |
| Free Throws Made | 32 | vs. Louisville, 1/10/16 | 4 | vs. Iowa, 11/29/11 |
| Free Throw Attempts | 46 | vs. Western Carolina, 11/12/10 | 10 | vs. North Carolina, 1/18/11 |
| Free Throw % (min. 10 att.) | 100.0 | vs. Miami (15-15), 1/16/16 | 38.5 | vs. Wake Forest (5-13), 2/25/14 |
| Rebounds | 51 | vs. Presbyterian College, 12/15/15 | 19 | vs. Virginia, 1/31/12 |
| Offensive Rebounds | 23 | vs. Oklahoma, 11/20/16; SC State, 12/13/16 | 2 | vs. Virginia, 1/19/16 |
| Rebound Margin | +23 | vs. North Carolina A&T, 11/12/17 | -22 | vs. Louisville, 1/10/16 |
| Assists | 22 | vs. many (4), last vs. Virginia Tech, 1/22/17 | 3 | vs. Duke, 1/8/13; Georgia Tech, 2/13/16 |
| Turnovers | 22 | vs. Florida State, 2/5/17 | 1 | vs. NC State, 2/20/16 |
| Blocked Shots | 12 | vs. Arizona, 12/8/12; South Carolina, 11/17/13 | 0 | vs. North Carolina, 2/28/13; Virginia Tech, 3/2/13 |
| Steals | 16 | vs. The Citadel, 1/1/13 | 0 | vs. Illinois, 3/23/14; NC State, 1/11/18 |
| Fouls | 25 | vs. many (4), last vs. Georgia Tech, 3/9/16 | 5 | vs. SC State, 12/13/16 |

| CATEGORY | OPPONENT TEAM HIGH | | OPPONENT TEAM LOW | |
|-----------------------------|--------------------|---|-------------------|---|
| Total Points | 109 | by Florida State, 2/5/17 | 35 | by Furman, 12/14/13 |
| 1st Half Points | 51 | by Florida State, 2/5/17 | 15 | by Georgia Tech, 2/14/13; Stetson, 11/8/13 |
| 2nd Half Points | 58 | by Florida State, 2/5/17 | 11 | by Jacksonville, 12/20/19 |
| 1st Half Field Goal % | 64.0 | by Florida State, 3/4/12 | 17.2 | by Georgia Tech, 2/14/13 |
| 2nd Half Field Goal % | 72.0 | by Duke, 1/8/13 | 16.7 | by Delaware State, 11/13/13 |
| Field Goals Made | 41 | by Florida State, 2/5/17 | 11 | by Savannah State, 12/17/10 |
| Field Goal Attempts | 79 | by Maryland, 3/2/14 | 38 | by Wake Forest, 2/25/14 |
| Field Goal % | 66.1 | by Florida State, 2/5/17 | 22.9 | by Savannah State, 12/17/10 |
| 3-Pointers Made | 19 | vs. vs. Mississippi State, 12/8/18 | 1 | by many (6), last by Georgia Tech, 2/13/16 |
| 3-Point Attempts | 40 | by Davidson, 11/17/16 | 9 | by Furman, 11/16/12; UTEP, 11/23/12 |
| 3-Point % (min. 10 att.) | 72.7 | by Maryland, 2/7/12 | 7.7 | by Delaware State, 11/13/13 |
| Free Throws Made | 25 | by West Virginia, 3/17/11 | 1 | by Virginia, 2/14/12; SC State, 12/23/12 |
| Free Throw Attempts | 35 | by Maryland, 1/22/11 | 1 | by Virginia, 2/14/12 |
| Free Throw % (min. 10 att.) | 96.0 | by Colorado, 11/26/19 | 18.2 | by Davidson, 11/22/13 |
| Rebounds | 63 | by Maryland, 3/2/14 | 20 | by Delaware State, 12/27/10 |
| Offensive Rebounds | 24 | by Louisville, 1/10/16 | 1 | by Boston College, 1/12/12 |
| Assists | 26 | by Florida State, 2/5/17 | 2 | by Charleston Southern, 12/18/18 |
| Turnovers | 25 | by The Citadel, 1/1/13 | 4 | by Temple, 11/21/13 |
| Blocked Shots | 9 | by Florida State, 1/24/13; Florida State, 1/30/16 | 0 | by many (12), last by Hofstra, 11/17/17 |
| Steals | 17 | by Alabama, 12/12/20 | 0 | by Hofstra, 11/17/17 |
| Fouls | 32 | by Western Carolina, 11/12/10 | 8 | by College of Charleston, 11/19/11 |

| CATEGORY | CLEMSON INDIVIDUAL BEST | | | OPPONENT INDIVIDUAL BEST | | |
|-----------------------|-------------------------|----|--|--------------------------|----|---|
| Points | 33 | by | Jaron Blossomgame vs. NC State, 2/20/16 | 40 | by | Harrison Barnes (North Carolina), 3/12/11 |
| Field Goals Made | 13 | by | many (3), last by Jaron Blossomgame vs. Notre Dame, 2/8/16 | 12 | by | many (5), last Landers Nolley II (Virginia Tech), 11/5/19 |
| Field Goal Attempts | 24 | by | K.J. McDaniels vs. Notre Dame, 2/11/14 | 23 | by | Landers Nolley II (Virginia Tech), 11/5/19 |
| Field Goal Perfection | 7 | by | Adonis Filer vs. The Citadel, 1/1/13 | 5 | by | Theo Pinson (North Carolina), 12/30/15 |
| | | | | | | Trey Murphy III (Virginia), 1/16/21 |
| 3-Pointers Made | 8 | by | Marcquise Reed vs. Virginia Tech, 2/21/18 | 8 | by | Lamar Peters (Mississippi State), 12/8/18 |
| 3-Point Attempts | 20 | by | Marcquise Reed vs. Virginia Tech, 2/21/18 | 12 | by | Zane Johnson (Hawaii), 12/25/11 |
| | | | | | | Andrew White III (Syracuse), 2/7/17 |
| | | | | | | Gavin Block (Ohio), 11/16/17 |
| | | | | | | Demontrae Jefferson (Texas Southern), 11/24/17 |
| | | | | | | Ty-Shon Alexander (Creighton), 11/21/18 |
| | | | | | | Antoine Davis (Detroit Mercy), 11/17/19 |
| 3-Point Perfection | 5 | by | Gabe DeVoe vs. Texas Southern, 11/24/17 | 5 | by | Christian James (Oklahoma), 11/20/16 |
| Free Throws Made | 16 | by | Milton Jennings vs. Virginia Tech, 1/27/13 | 15 | by | Marcus Georges-Hunt (Georgia Tech), 3/9/16 |
| Free Throw Attempts | 18 | by | Milton Jennings vs. Virginia Tech, 1/27/13 | 16 | by | Marcus Georges-Hunt (Georgia Tech), 3/9/16 |
| Free Throw Perfection | 9 | by | many (3), last by Jaron Blossomgame vs. Florida State, 2/25/17 | 8 | by | Erick Green (Virginia Tech), 3/8/12 |
| | | | | | | Charles Mann (Georgia), 12/22/15 |
| | | | | | | Jordan Dartis (Ohio), 11/16/17 |
| | | | | | | Theo Pinson (North Carolina), 1/16/18 |
| Rebounds | 16 | by | Elijah Thomas vs. Texas Southern, 11/24/17 | 20 | by | John Mooney (Notre Dame), 3/9/19 |
| Offensive Rebounds | 8 | by | many (4), last by Sidy Djitte vs. Florida State, 2/5/17 | 8 | by | Jordan Murphy (Minnesota), 11/30/15 |
| Assists | 11 | by | Marcquise Reed vs. Georgia Tech, 1/28/18 | 13 | by | Kendall Marshall (North Carolina), 2/18/12 |
| | | | Clyde Trapp vs. Syracuse, 2/6/21 | | | |
| Blocked Shots | 8 | by | Jerai Grant vs. East Carolina, 12/29/10 | 7 | by | James Banks III (Georgia Tech), 2/6/19 |
| | | | Landry Nnoko vs. Virginia Tech, 2/6/16 | | | |
| Steals | 6 | by | Avry Holmes vs. Georgia Tech, 2/13/16 | 5 | by | many (4), last by Lavar Batts (NC State), 1/11/18 |
| Minutes | 48 | by | K.J. McDaniels vs. Maryland, 3/2/14 | 50 | by | Eric Atkins (Notre Dame), 2/11/14 |

Bold denotes a Clemson home game; ^ - denotes one overtime period.

GAME-BY-GAME RESULTS

| | W/L | FG-FGA | Pct. | 3pt-A | Pct. | FT-FTA | Pct. | OR | DR | Tot | PF | A | TO | BLK | Stl | 1H | 2H | OT | Pts |
|-------------------|-----|--------|------|-------|------|--------|-------|----|----|-----|----|----|----|-----|-----|----|----|-----|-----|
| Clemson | W | 19-54 | .352 | 5-25 | .200 | 10-15 | .667 | 10 | 27 | 37 | 21 | 13 | 14 | 2 | 5 | 26 | 27 | N/A | 53 |
| Mississippi State | | 15-50 | .300 | 4-13 | .308 | 8-27 | .296 | 16 | 26 | 42 | 20 | 6 | 19 | 2 | 7 | 19 | 23 | N/A | 42 |
| Clemson | W | 29-59 | .492 | 10-28 | .357 | 13-15 | .867 | 4 | 20 | 24 | 17 | 16 | 13 | 1 | 13 | 36 | 45 | N/A | 81 |
| Purdue | | 26-58 | .448 | 9-21 | .429 | 9-11 | .818 | 13 | 24 | 37 | 16 | 11 | 22 | 3 | 4 | 28 | 42 | N/A | 70 |
| Clemson | W | 27-58 | .466 | 8-23 | .348 | 13-17 | .765 | 13 | 25 | 38 | 14 | 17 | 15 | 5 | 10 | 36 | 39 | N/A | 75 |
| SC State | | 16-55 | .291 | 1-14 | .071 | 5-6 | .833 | 14 | 19 | 33 | 16 | 6 | 24 | 4 | 6 | 18 | 20 | N/A | 38 |
| Clemson | W | 26-58 | .448 | 9-20 | .450 | 6-8 | .750 | 9 | 24 | 33 | 13 | 8 | 9 | 2 | 8 | 38 | 29 | N/A | 67 |
| Maryland | | 20-50 | .400 | 6-18 | .333 | 5-11 | .455 | 8 | 25 | 33 | 13 | 12 | 15 | 5 | 5 | 15 | 36 | N/A | 51 |
| Clemson | W | 27-57 | .474 | 5-19 | .263 | 5-11 | .455 | 12 | 31 | 43 | 17 | 13 | 21 | 7 | 8 | 34 | 30 | N/A | 64 |
| Alabama | | 17-56 | .304 | 3-22 | .136 | 19-22 | .864 | 8 | 20 | 28 | 17 | 8 | 15 | 1 | 17 | 30 | 26 | N/A | 56 |
| Clemson | L | 19-50 | .380 | 10-25 | .400 | 12-14 | .857 | 4 | 21 | 25 | 24 | 10 | 13 | 6 | 7 | 27 | 33 | N/A | 60 |
| Virginia Tech | | 18-44 | .409 | 5-16 | .313 | 25-31 | .806 | 7 | 26 | 33 | 17 | 9 | 16 | 4 | 2 | 32 | 34 | N/A | 66 |
| Clemson | W | 20-52 | .385 | 10-27 | .370 | 16-19 | .842 | 10 | 20 | 31 | 17 | 14 | 11 | 1 | 12 | 32 | 34 | N/A | 66 |
| Morehead State | | 17-36 | .472 | 7-22 | .318 | 10-17 | .588 | 4 | 21 | 25 | 22 | 8 | 21 | 4 | 4 | 19 | 32 | N/A | 51 |
| Clemson | W | 23-63 | .365 | 7-24 | .292 | 24-33 | .727 | 19 | 30 | 49 | 14 | 10 | 12 | 1 | 7 | 29 | 48 | N/A | 77 |
| Florida State | | 26-62 | .419 | 9-32 | .281 | 6-9 | .667 | 8 | 27 | 35 | 24 | 13 | 17 | 8 | 6 | 34 | 33 | N/A | 67 |
| Clemson | W | 26-59 | .441 | 9-21 | .429 | 5-7 | .714 | 8 | 20 | 28 | 19 | 18 | 12 | 5 | 6 | 32 | 34 | N/A | 66 |
| Miami | | 23-49 | .469 | 7-17 | .412 | 12-18 | .667 | 9 | 26 | 35 | 13 | 17 | 16 | 3 | 7 | 34 | 31 | N/A | 65 |
| Clemson | W | 31-69 | .449 | 9-30 | .300 | 3-9 | .333 | 9 | 28 | 37 | 22 | 11 | 9 | 0 | 4 | 32 | 30 | 12 | 74 |
| NC State | | 23-54 | .426 | 7-19 | .368 | 17-24 | .708 | 7 | 33 | 40 | 16 | 8 | 14 | 3 | 5 | 39 | 23 | 8 | 70 |
| Clemson | L | 21-52 | .404 | 5-23 | .217 | 3-4 | .750 | 5 | 16 | 21 | 8 | 7 | 9 | 2 | 2 | 17 | 33 | N/A | 50 |
| Virginia | | 34-56 | .607 | 15-27 | .556 | 2-2 | 1.000 | 6 | 27 | 33 | 8 | 22 | 7 | 1 | 6 | 33 | 52 | N/A | 85 |
| Clemson | L | 25-48 | .521 | 9-18 | .500 | 6-7 | .857 | 9 | 19 | 28 | 15 | 16 | 20 | 3 | 6 | 35 | 30 | N/A | 65 |
| Georgia Tech | | 31-54 | .574 | 16-26 | .615 | 5-8 | .625 | 5 | 13 | 18 | 13 | 21 | 10 | 2 | 11 | 44 | 39 | N/A | 83 |
| Clemson | L | 17-56 | .304 | 5-30 | .167 | 22-26 | .846 | 10 | 22 | 32 | 14 | 6 | 12 | 1 | 6 | 24 | 37 | N/A | 61 |
| Florida State | | 29-60 | .483 | 12-28 | .429 | 10-14 | .714 | 12 | 29 | 41 | 23 | 17 | 14 | 7 | 6 | 42 | 38 | N/A | 80 |
| Clemson | W | 19-53 | .358 | 7-35 | .200 | 9-13 | .692 | 7 | 31 | 38 | 15 | 12 | 11 | 4 | 3 | 21 | 33 | N/A | 54 |
| Louisville | | 18-57 | .316 | 5-24 | .208 | 9-16 | .563 | 12 | 30 | 42 | 15 | 7 | 10 | 0 | 7 | 22 | 28 | N/A | 50 |
| Clemson | L | 20-57 | .351 | 5-21 | .238 | 8-11 | .727 | 11 | 23 | 34 | 16 | 13 | 13 | 2 | 5 | 21 | 31 | N/A | 53 |
| Duke | | 28-61 | .459 | 10-31 | .323 | 13-17 | .765 | 12 | 28 | 40 | 13 | 20 | 9 | 2 | 7 | 41 | 38 | N/A | 79 |
| Clemson | W | 23-57 | .404 | 8-23 | .348 | 9-12 | .750 | 4 | 24 | 28 | 17 | 12 | 7 | 2 | 6 | 33 | 30 | N/A | 63 |
| North Carolina | | 17-44 | .386 | 5-19 | .263 | 11-21 | .524 | 7 | 31 | 38 | 16 | 8 | 17 | 0 | 4 | 21 | 29 | N/A | 50 |
| Clemson | W | 27-51 | .481 | 10-23 | .435 | 14-17 | .824 | 11 | 31 | 42 | 17 | 19 | 20 | 5 | 4 | 39 | 39 | N/A | 78 |
| Syracuse | | 18-60 | .300 | 5-20 | .250 | 20-27 | .741 | 13 | 12 | 25 | 14 | 6 | 8 | 4 | 13 | 19 | 42 | N/A | 61 |
| Clemson | W | 24-52 | .462 | 9-18 | .500 | 17-19 | .895 | 9 | 22 | 31 | 15 | 13 | 16 | 2 | 4 | 26 | 48 | N/A | 74 |
| Georgia Tech | | 26-50 | .520 | 5-19 | .263 | 15-19 | .789 | 4 | 20 | 24 | 17 | 10 | 13 | 5 | 9 | 30 | 42 | N/A | 72 |
| Clemson | W | 20-46 | .435 | 7-23 | .304 | 13-15 | .867 | 8 | 32 | 40 | 12 | 13 | 13 | 2 | 4 | 29 | 31 | N/A | 60 |
| Wake Forest | | 12-47 | .255 | 5-24 | .208 | 10-10 | 1.000 | 3 | 19 | 22 | 15 | 6 | 10 | 0 | 3 | 15 | 24 | N/A | 39 |
| Clemson | W | 26-53 | .491 | 11-22 | .500 | 3-5 | .600 | 3 | 21 | 24 | 13 | 14 | 8 | 4 | 9 | 34 | 32 | N/A | 66 |
| Miami | | 22-50 | .440 | 5-15 | .333 | 9-10 | .900 | 7 | 25 | 32 | 10 | 12 | 13 | 2 | 3 | 30 | 28 | N/A | 58 |
| Clemson | L | 20-59 | .339 | 10-29 | .345 | 4-6 | .667 | 11 | 26 | 37 | 14 | 17 | 8 | 3 | 3 | 22 | 32 | N/A | 54 |
| Syracuse | | 21-56 | .375 | 10-32 | .313 | 12-15 | .800 | 11 | 28 | 39 | 11 | 14 | 7 | 5 | 1 | 25 | 39 | N/A | 64 |
| Clemson | W | 29-52 | .558 | 12-25 | .480 | 7-9 | .778 | 5 | 21 | 26 | 13 | 18 | 11 | 3 | 3 | 38 | 39 | N/A | 77 |
| Pittsburgh | | 20-45 | .444 | 9-18 | .500 | 13-17 | .765 | 7 | 18 | 25 | 13 | 8 | 13 | 3 | 9 | 36 | 26 | N/A | 62 |
| Clemson | L | 23-49 | .469 | 12-23 | .522 | 6-6 | 1.000 | 6 | 19 | 25 | 14 | 15 | 15 | 3 | 5 | 36 | 28 | N/A | 64 |
| Miami | | 29-54 | .537 | 5-13 | .385 | 4-5 | .800 | 7 | 19 | 26 | 11 | 9 | 13 | 3 | 7 | 32 | 35 | N/A | 67 |

2020-21 BOX SCORES

| 1 | | MISSISSIPPI STATE CLEMSON | | | | | | | | | | 42 | |
|-------------------------------------|---|---------------------------|------|-------|---------|----|----|----|----|----|---|-----|-----|
| Nov. 25, 2020 | | ATTENDANCE: 0 | | | | | | | | | | 53 | |
| TITAN FIELD HOUSE / MELBOURNE, FLA. | | | | | | | | | | | | | |
| CLEMSON | | FG | 3FG | FT | REB | PF | TP | A | TO | B | S | MIN | |
| Tyson | f | 1-4 | 1-3 | 2-3 | 2-6 | 8 | 3 | 5 | 0 | 2 | 1 | 0 | 23 |
| Simms | f | 1-5 | 0-3 | 2-2 | 0-1 | 5 | 4 | 0 | 2 | 0 | 1 | 8 | |
| Trapp | g | 2-4 | 1-2 | 0-0 | 1-3 | 1 | 5 | 4 | 0 | 2 | 0 | 1 | 21 |
| Dawes | g | 3-9 | 1-3 | 3-4 | 1-1 | 2 | 1 | 10 | 1 | 3 | 0 | 1 | 26 |
| Hunter | g | 1-5 | 0-1 | 1-2 | 0-3 | 3 | 1 | 3 | 1 | 0 | 0 | 1 | 16 |
| Hall | | 5-6 | 0-1 | 0-0 | 3-4 | 2 | 10 | 0 | 2 | 1 | 0 | 0 | 23 |
| Baehre | | 1-2 | 0-0 | 0-0 | 0-1 | 2 | 2 | 2 | 1 | 0 | 0 | 0 | 17 |
| Hemenway | | 2-3 | 0-1 | 0-0 | 0-4 | 1 | 4 | 0 | 0 | 0 | 0 | 1 | 23 |
| Newman III | | 0-4 | 0-1 | 0-0 | 1-2 | 2 | 0 | 1 | 0 | 0 | 0 | 0 | 18 |
| Honor | | 3-9 | 2-8 | 0-0 | 0-0 | 0 | 8 | 2 | 1 | 0 | 1 | 1 | 16 |
| Prosper | | 0-3 | 0-2 | 0-2 | 2-0 | 2 | 0 | 1 | 0 | 0 | 0 | 0 | 3 |
| Kidd | | 0-0 | 0-0 | 2-2 | 0-0 | 0 | 3 | 1 | 1 | 0 | 0 | 0 | 7 |
| TEAM | | | | | 0-2 | 2 | 0 | 0 | 0 | 0 | 0 | 0 | |
| Totals | | 19-54 | 5-25 | 10-15 | 10-27 | 37 | 21 | 53 | 13 | 14 | 2 | 5 | 200 |
| Pct. | | 35.2 | 20.0 | 66.7 | DR: 2.1 | | | | | | | | |

FG (1st Half: 10-31 32.3%; 2nd Half: 9-23 39.1%)

3FG (1st Half: 3-18 16.7%; 2nd Half: 2-7 28.6%)

FT (1st Half: 3-7 42.9%; 2nd Half: 7-8 87.5%)

| MISS. ST. | FG | 3FG | FT | REB | PF | TP | A | TO | B | S | MIN | |
|--------------|-------|------|------|----------|----|----|----|----|----|---|-----|-----|
| Matthews f | 3-4 | 2-2 | 0-4 | 3-2 | 5 | 4 | 8 | 0 | 2 | 0 | 3 | 34 |
| Ado f | 0-4 | 0-0 | 0-0 | 3-4 | 7 | 5 | 0 | 1 | 3 | 0 | 0 | 16 |
| Smith f | 3-8 | 0-0 | 6-12 | 4-6 | 10 | 3 | 12 | 1 | 2 | 2 | 0 | 36 |
| Stewart Jr.g | 5-18 | 1-3 | 1-3 | 3-3 | 6 | 2 | 12 | 2 | 6 | 0 | 2 | 38 |
| Smith g | 1-6 | 0-3 | 0-0 | 0-4 | 1 | 2 | 1 | 1 | 0 | 1 | 1 | 29 |
| Johnson | 2-4 | 1-2 | 0-0 | 1-1 | 2 | 0 | 5 | 1 | 1 | 0 | 0 | 19 |
| Davis | 1-6 | 0-3 | 1-8 | 2-5 | 7 | 3 | 3 | 0 | 1 | 0 | 1 | 24 |
| Post | 0-0 | 0-0 | 0-0 | 0-0 | 1 | 0 | 0 | 1 | 0 | 0 | 0 | 2 |
| Garcia | 0-0 | 0-0 | 0-0 | 0-0 | 1 | 0 | 0 | 1 | 0 | 0 | 0 | 2 |
| TEAM | | | | 0-1 | 1 | 0 | 1 | 0 | 0 | 0 | 0 | |
| Totals | 15-50 | 4-13 | 8-27 | 16-26 | 42 | 20 | 42 | 6 | 19 | 2 | 7 | 200 |
| Pct. | 30.0 | 30.8 | 29.6 | DR: 10.2 | | | | | | | | |

FG (1st Half: 8-20 40.0%; 2nd Half: 7-30 23.3%)

3FG (1st Half: 1-5 20.0%; 2nd Half: 3-8 37.5%)

FT (1st Half: 2-11 18.2%; 2nd Half: 6-16 37.5%)

OFFICIALS: Jeff Spedoske, Landon Brandes, Kenny Clark

TECHNICAL FOULS: None

| SCORE BY PERIODS | 1ST | 2ND | TOTAL |
|-------------------|-----|-----|-------|
| Clemson | 26 | 27 | 53 |
| Mississippi State | 19 | 23 | 42 |

2

Nov. 26, 2020

CLEMSON
PURDUE

ATTENDANCE: 0

TITAN FIELD HOUSE / MELBOURNE, FLA.

81
70

| PURDUE | FG | 3FG | FT | REB | PF | TP | A | TO | B | S | MIN |
|--------------|-------|------|------|---------|----|----|----|----|----|---|-----|
| Wheeler f | 1-4 | 0-2 | 0-0 | 0-6 | 6 | 1 | 2 | 2 | 1 | 1 | 23 |
| Williams f | 4-11 | 0-0 | 2-2 | 3-5 | 5 | 10 | 2 | 2 | 2 | 0 | 18 |
| Newman g | 6-14 | 3-7 | 0-0 | 2-3 | 2 | 15 | 1 | 3 | 0 | 2 | 37 |
| Thompson g | 6-10 | 3-5 | 0-0 | 1-1 | 2 | 15 | 1 | 5 | 0 | 1 | 30 |
| Stefanovic g | 2-5 | 2-4 | 2-2 | 0-2 | 2 | 1 | 8 | 0 | 2 | 0 | 28 |
| Edey | 6-8 | 0-0 | 5-7 | 5-3 | 8 | 3 | 17 | 0 | 4 | 2 | 21 |
| Gillis | 1-4 | 1-3 | 0-0 | 1-1 | 2 | 1 | 3 | 0 | 1 | 0 | 17 |
| Morton | 0-2 | 0-0 | 0-0 | 0-1 | 0 | 0 | 5 | 3 | 0 | 0 | 25 |
| TEAM | | | | 1-2 | 3 | 0 | 1 | 0 | 0 | 0 | |
| Totals | 26-58 | 9-21 | 9-11 | 13-24 | 37 | 16 | 70 | 11 | 22 | 3 | 200 |
| Pct. | 44.8 | 42.9 | 81.8 | DR: 1.1 | | | | | | | |

FG (1st Half: 9-25 36.0%; 2nd Half: 17-33 51.5%)

3FG (1st Half: 1-8 12.5%; 2nd Half: 8-13 61.5%)

FT (1st Half: 9-11 81.8%; 2nd Half: 9-11 81.8%)

FG (1st Half: 9-25 36.0%; 2nd Half: 17-33 51.5%)

3FG (1st Half: 1-8 12.5%; 2nd Half: 8-13 61.5%)

FT (1st Half: 9-11 81.8%; 2nd Half: 9-11 81.8%)

| CLEMSON | FG | 3FG | FT | REB | PF | TP | A | TO | B | S | MIN | |
|------------|-------|-------|-------|---------|----|----|----|----|----|---|-----|-----|
| Tyson f | 1-5 | 1-5 | 0-0 | 0-4 | 4 | 0 | 3 | 0 | 2 | 0 | 2 | 13 |
| Simms f | 8-13 | 2-4 | 6-7 | 1-2 | 3 | 24 | 4 | 1 | 0 | 2 | 27 | |
| Trapp g | 4-8 | 0-1 | 1-2 | 1-3 | 4 | 9 | 2 | 0 | 0 | 0 | 29 | |
| Hunter g | 0-0 | 0-0 | 0-0 | 0-2 | 2 | 0 | 1 | 2 | 0 | 1 | 1 | 10 |
| Honor g | 6-10 | 4-7 | 1-1 | 0-1 | 2 | 17 | 3 | 2 | 0 | 4 | 26 | |
| Dawes | 3-6 | 0-3 | 4-4 | 1-4 | 5 | 2 | 10 | 3 | 0 | 0 | 2 | 29 |
| Hemenway | 0-0 | 0-0 | 0-0 | 0-0 | 0 | 0 | 0 | 0 | 0 | 0 | 0 | 7 |
| Baehre | 4-7 | 2-4 | 1-1 | 0-0 | 2 | 11 | 2 | 1 | 1 | 1 | 23 | |
| Newman III | 1-5 | 0-1 | 0-0 | 1-0 | 1 | 4 | 2 | 1 | 2 | 0 | 1 | 17 |
| Hall | 2-3 | 1-2 | 0-0 | 0-1 | 2 | 5 | 0 | 0 | 0 | 0 | 0 | 8 |
| Prosper | 0-2 | 0-1 | 0-0 | 0-0 | 0 | 0 | 0 | 0 | 0 | 0 | 0 | 9 |
| Kidd | 0-0 | 0-0 | 0-0 | 0-0 | 0 | 0 | 0 | 0 | 0 | 0 | 0 | 2 |
| TEAM | | | | 0-3 | 0 | 0 | 3 | 0 | 0 | 0 | 0 | |
| Totals | 29-59 | 10-28 | 13-15 | 4-20 | 24 | 17 | 81 | 16 | 13 | 1 | 13 | 200 |
| Pct. | 49.2 | 35.7 | 86.7 | DR: 3.0 | | | | | | | | |

FG (1st Half: 14-31 45.2%; 2nd Half: 15-28 53.6%)

3FG (1st Half: 6-16 37.5%; 2nd Half: 4-12 33.3%)

FT (1st Half: 2-3 66.7%; 2nd Half: 11-12 91.7%)

OFFICIALS: Jeff Spedoske, Michael Griffith, Kenny Clark

TECHNICAL FOULS: None

| SCORE BY PERIODS | 1ST | 2ND | TOTAL |
|------------------|-----|-----|-------|
| Purdue | 28 | 42 | 70 |
| Clemson | 36 | 45 | 81 |

| 4 | | CLEMSON | | | | | | | | | | 67 |
|-------------------------------------|---|----------|------|------|---------|----|----|----|----|---|---|-----|
| Dec. 9, 2020 | | MARYLAND | | | | | | | | | | 51 |
| ATTENDANCE: 1,867 | | | | | | | | | | | | |
| LITTLEJOHN COLISEUM / CLEMSON, S.C. | | | | | | | | | | | | |
| MARYLAND | | FG | 3FG | FT | REB | PF | TP | A | TO | B | S | MIN |
| Scott | f | 4-7 | 3-4 | 0-0 | 0-6-6 | 1 | 11 | 0 | 1 | 3 | 1 | 31 |
| Smith | f | 3-3 | 0-0 | 2-2 | 0-2-2 | 1 | 8 | 0 | 1 | 0 | 0 | 19 |
| Wiggins | g | 2-10 | 2-5 | 0-0 | 1-2-3 | 1 | 6 | 2 | 4 | 0 | 0 | 31 |
| Ayala | g | 3-7 | 0-1 | 0-0 | 0-2-2 | 0 | 6 | 3 | 0 | 0 | 1 | 28 |
| Morsell | g | 2-10 | 0-2 | 0-2 | 2-4-6 | 2 | 4 | 2 | 2 | 1 | 2 | 28 |
| Hart | | 4-7 | 1-2 | 0-1 | 1-1-1 | 3 | 9 | 0 | 2 | 0 | 1 | 24 |
| Hamilton | | 2-6 | 0-4 | 0-0 | 1-0-1 | 1 | 4 | 0 | 0 | 1 | 0 | 22 |
| Marial | | 0-0 | 0-0 | 0-0 | 0-1-1 | 0 | 0 | 0 | 1 | 0 | 0 | 4 |
| Smart | | 0-0 | 0-0 | 3-6 | 1-1-2 | 2 | 3 | 1 | 2 | 1 | 0 | 10 |
| Mona | | 0-0 | 0-0 | 0-0 | 0-0-0 | 2 | 0 | 4 | 0 | 0 | 0 | 8 |
| Dockery | | 0-0 | 0-0 | 0-0 | 0-0-0 | 0 | 0 | 0 | 0 | 0 | 0 | 1 |
| TEAM | | | | | 2-6-8 | | 0 | | 1 | | | |
| Totals | | 20-50 | 6-18 | 5-11 | 8-25-33 | 13 | 51 | 12 | 15 | 5 | 5 | 200 |
| Pct. | | 40.0 | 33.3 | 45.5 | DR: 4.0 | | | | | | | |

FG (1st Half: 6-23 26.1%; 2nd Half: 14-27 51.9%)

3FG (1st Half: 1-8 12.5%; 2nd Half: 5-10 50.0%)

FT (1st Half: 2-7 28.6%; 2nd Half: 3-4 75.0%)

| CLEMSON | FG | 3FG | FT | REB | PF | TP | A | TO | B | S | MIN | |
|--------------|-------|------|------|---------|----|----|----|----|---|---|-----|-----|
| Baehre f | 1-5 | 0-1 | 0-0 | 0-3 | 3 | 2 | 2 | 0 | 0 | 0 | 0 | 21 |
| Simms f | 7-13 | 2-3 | 0-2 | 5-7 | 3 | 16 | 1 | 3 | 1 | 2 | 32 | |
| Trapp g | 0-1 | 0-1 | 0-0 | 1-6 | 7 | 1 | 0 | 2 | 1 | 1 | 25 | |
| Dawes g | 4-8 | 2-4 | 2-2 | 0-1 | 1 | 12 | 1 | 0 | 0 | 1 | 23 | |
| Newman III g | 6-13 | 0-3 | 0-0 | 2-1 | 3 | 12 | 1 | 1 | 0 | 1 | 24 | |
| Hunter | 0-2 | 0-0 | 0-0 | 0-1 | 1 | 0 | 1 | 0 | 0 | 0 | 10 | |
| Honor | 4-8 | 2-3 | 0-0 | 0-1 | 1 | 10 | 0 | 0 | 0 | 3 | 28 | |
| Tyson | 1-2 | 1-1 | 0-0 | 0-4 | 1 | 3 | 0 | 1 | 0 | 0 | 16 | |
| Hall | 0-2 | 0-1 | 2-2 | 0-3 | 3 | 2 | 0 | 0 | 0 | 0 | 8 | |
| Hemenway | 2-3 | 0-0 | 2-2 | 0-0 | 0 | 8 | 0 | 1 | 0 | 0 | 9 | |
| Prosper | 1-1 | 0-0 | 0-0 | 1-1 | 2 | 0 | 2 | 0 | 0 | 0 | 2 | |
| Fox | 0-0 | 0-0 | 0-0 | 0-0 | 0 | 0 | 0 | 0 | 1 | 0 | 1 | |
| McBride | 0-0 | 0-0 | 0-0 | 0-0 | 0 | 0 | 0 | 0 | 0 | 0 | 1 | |
| Hoag | 0-0 | 0-0 | 0-0 | 0-0 | 0 | 0 | 0 | 0 | 0 | 0 | 1 | |
| Kidd | 0-0 | 0-0 | 0-0 | 0-0 | 0 | 0 | 0 | 0 | 0 | 0 | 1 | |
| TEAM | | | | 0-1 | 0 | 0 | 0 | 0 | 0 | 0 | 0 | |
| Totals | 26-58 | 9-20 | 6-8 | 9-24 | 33 | 13 | 67 | 8 | 9 | 2 | 8 | 200 |
| Pct. | 44.8 | 45.0 | 75.0 | DR: 0.0 | | | | | | | | |

FG (1st Half: 14-31 45.2%; 2nd Half: 12-27 44.4%)

3FG (1st Half: 6-14 42.9%; 2nd Half: 3-6 50.0%)

FT (1st Half: 4-5 80.0%; 2nd Half: 2-3 66.7%)

OFFICIALS: Ted Valentine, Ron Groover, Mike Stephens

TECHNICAL FOULS: None

| SCORE BY PERIODS | 1ST | 2ND | TOTAL |
|------------------|-----|-----|-------|
| Maryland | 15 | 36 | 51 |
| Clemson | 38 | 29 | 67 |

| 3 | | CLEMSON | | | | | | | | | | 75 | |
|-------------------------------------|---|----------------------|------|------|-------|----|----|----|----|----|---|-----|-----|
| Dec. 2, 2020 | | SOUTH CAROLINA STATE | | | | | | | | | | 38 | |
| ATTENDANCE: 1,345 | | | | | | | | | | | | | |
| LITTLEJOHN COLISEUM / CLEMSON, S.C. | | | | | | | | | | | | | |
| SC State | | FG | 3FG | FT | REB | PF | TP | A | TO | B | S | MIN | |
| Davis | f | 4-9 | 0-0 | 0-0 | 1-0 | 1 | 3 | 8 | 0 | 2 | 1 | 20 | |
| Guitian | f | 4-9 | 0-0 | 2-2 | 3-3 | 6 | 2 | 10 | 0 | 1 | 0 | 0 | 25 |
| Simmons | g | 0-5 | 0-2 | 1-2 | 1-0 | 1 | 0 | 1 | 4 | 0 | 0 | 17 | |
| Edwards | g | 2-8 | 0-3 | 2-2 | 1-3 | 4 | 1 | 6 | 2 | 0 | 0 | 0 | 24 |
| Rideau Jr. | g | 0-3 | 0-1 | 0-0 | 2-3 | 1 | 0 | 0 | 0 | 0 | 0 | 0 | 14 |
| Fulks | | 2-4 | 0-0 | 0-0 | 1-0 | 1 | 4 | 2 | 8 | 0 | 0 | 0 | 23 |
| Lawrence | | 0-2 | 0-1 | 0-0 | 0-4 | 1 | 0 | 0 | 1 | 0 | 1 | 0 | 23 |
| Croskey | | 0-2 | 0-1 | 0-0 | 0-1 | 3 | 0 | 0 | 3 | 1 | 1 | 0 | 14 |
| Moorer | | 1-5 | 0-2 | 0-1 | 1 | 1 | 2 | 0 | 0 | 0 | 0 | 0 | 13 |
| Manning | | 1-2 | 0-1 | 0-0 | 1-1 | 2 | 0 | 2 | 1 | 1 | 0 | 2 | 12 |
| James | | 0-1 | 0-0 | 0-0 | 1-1 | 3 | 0 | 0 | 1 | 2 | 0 | 0 | 7 |
| Nelson | | 0-0 | 0-0 | 0-0 | 0-0 | 1 | 0 | 0 | 0 | 0 | 0 | 0 | 5 |
| Wright | | 0-2 | 0-2 | 0-0 | 0-0 | 0 | 0 | 0 | 0 | 0 | 0 | 0 | 3 |
| TEAM | | | | | 3-2 | 5 | 0 | | 3 | | | | |
| Totals | | 16-55 | 1-14 | 5-6 | 14-19 | 33 | 16 | 38 | 6 | 24 | 5 | 6 | 200 |
| Pct. | | 29.1 | 7.1 | 83.3 | DR: | 0 | 0 | | | | | | |

2020-21 BOX SCORES

| 7 | | No. 24 CLEMSON | | | | | | | | | | 66 |
|-------------------------------------|-------|----------------|-------|---------|----|----|---|----|---|---|-----|----|
| Dec. 21, 2020 | | MOREHEAD STATE | | | | | | | | | | 51 |
| ATTENDANCE: 1,508 | | | | | | | | | | | | |
| LITTLEJOHN COLISEUM / CLEMSON, S.C. | | | | | | | | | | | | |
| MOREHEAD ST. | FG | 3FG | FT | REB | PF | TP | A | TO | B | S | MIN | |
| Broome f | 2-4 | 0-0 | 2-4 | 0-3-3 | 3 | 6 | 2 | 0 | 2 | 1 | 23 | |
| Dixon f | 0-1 | 0-1 | 0-0 | 0-1-1 | 4 | 0 | 0 | 1 | 0 | 0 | 10 | |
| D. Cooper g | 2-6 | 0-4 | 3-6 | 0-4-4 | 5 | 7 | 1 | 1 | 0 | 1 | 28 | |
| Potter g | 7-10 | 5-8 | 3-5 | 0-3-3 | 3 | 22 | 0 | 5 | 0 | 0 | 30 | |
| T. Cooper g | 2-6 | 1-5 | 0-0 | 0-3-3 | 1 | 5 | 1 | 3 | 0 | 0 | 31 | |
| Hunt | 2-3 | 1-2 | 0-0 | 0-3-3 | 1 | 5 | 4 | 6 | 0 | 0 | 21 | |
| Baker | 0-4 | 0-2 | 0-0 | 2-1-3 | 4 | 0 | 0 | 2 | 1 | 0 | 23 | |
| Bryan | 2-2 | 0-0 | 2-2 | 1-0-1 | 1 | 6 | 0 | 1 | 0 | 1 | 15 | |
| Garrett | 0-0 | 0-0 | 0-0 | 0-2-2 | 0 | 0 | 0 | 1 | 0 | 0 | 7 | |
| Stanley-Williams | 0-0 | 0-0 | 0-0 | 0-0-0 | 0 | 0 | 0 | 0 | 1 | 0 | 9 | |
| Thelwell | 0-0 | 0-0 | 0-0 | 0-0-0 | 0 | 0 | 0 | 0 | 0 | 1 | 2 | |
| TEAM | | | | 1-1-2 | 0 | | | 1 | | | | |
| Totals | 17-36 | 7-22 | 10-17 | 4-21-25 | 22 | 51 | 8 | 21 | 4 | 4 | 200 | |
| Pct. | 47.2 | 31.8 | 58.8 | DR: 2.1 | | | | | | | | |

FG (1st Half: 6-16 37.5%; 2nd Half: 11-20 55.0%)

3FG (1st Half: 1-9 11.1%; 2nd Half: 6-13 46.2%)

FT (1st Half: 6-10 60.0%; 2nd Half: 4-7 57.1%)

| CLEMSON | FG | 3FG | FT | REB | PF | TP | A | TO | B | S | MIN | |
|------------|-------|-------|-------|----------|----|----|----|----|---|----|-----|--|
| Prosper f | 0-4 | 0-1 | 0-0 | 1-0-1 | 2 | 0 | 1 | 0 | 0 | 0 | 12 | |
| Simms f | 4-6 | 0-0 | 4-4 | 5-5-10 | 5 | 12 | 0 | 5 | 0 | 2 | 25 | |
| Trapp g | 2-7 | 0-3 | 4-4 | 0-5-5 | 2 | 8 | 2 | 2 | 0 | 2 | 25 | |
| Dawes g | 4-9 | 4-9 | 0-0 | 0-0-0 | 1 | 12 | 3 | 2 | 0 | 0 | 23 | |
| Hunter g | 0-5 | 0-2 | 0-0 | 0-0-0 | 2 | 0 | 2 | 0 | 0 | 0 | 19 | |
| Baehre | 2-4 | 1-1 | 1-2 | 3-5-8 | 1 | 6 | 2 | 0 | 1 | 2 | 24 | |
| Honor | 5-6 | 4-5 | 0-1 | 0-0-0 | 2 | 14 | 2 | 1 | 0 | 2 | 21 | |
| Hemenway | 1-4 | 1-3 | 6-6 | 0-1-1 | 0 | 9 | 0 | 1 | 0 | 1 | 14 | |
| Newman III | 0-5 | 0-3 | 0-0 | 0-1-1 | 1 | 0 | 2 | 0 | 0 | 2 | 23 | |
| Hall | 2-2 | 0-0 | 1-2 | 1-2-3 | 1 | 5 | 0 | 0 | 0 | 1 | 13 | |
| TEAM | | | | 1-1-2 | 0 | | | 0 | | | | |
| Totals | 20-52 | 10-27 | 16-19 | 11-20-31 | 17 | 66 | 14 | 11 | 1 | 12 | 200 | |
| Pct. | 38.5 | 37.0 | 84.2 | DR: 2.0 | | | | | | | | |

FG (1st Half: 10-27 37.0%; 2nd Half: 10-25 40.0%)

3FG (1st Half: 5-13 38.5%; 2nd Half: 6-14 42.9%)

FT (1st Half: 7-8 87.5%; 2nd Half: 9-11 81.8%)

OFFICIALS: AJ Desai, Mike Roberts, Jeff Pon

TECHNICAL FOULS: Skylar Potter (MORE), 2nd half - 4:52

| SCORE BY PERIODS | 1ST | 2ND | TOTAL |
|------------------|-----|-----|-------|
| Morehead State | 19 | 32 | 51 |
| Clemson | 32 | 34 | 66 |

| 8 | | CLEMSON | | | | | | | | | | 77 |
|-------------------------------------|---|-------------------------|------|------|---------|----|----|----|----|---|---|-----|
| Dec. 29, 2020 | | No. 18/19 FLORIDA STATE | | | | | | | | | | 67 |
| ATTENDANCE: 1,876 | | | | | | | | | | | | |
| LITTLEJOHN COLISEUM / CLEMSON, S.C. | | | | | | | | | | | | |
| FLORIDA STATE | | FG | 3FG | FT | REB | PF | TP | A | TO | B | S | MIN |
| Gray | f | 1-8 | 0-5 | 0-0 | 0-3-3 | 4 | 2 | 0 | 4 | 1 | 3 | 22 |
| Koprivica | c | 4-6 | 0-0 | 0-1 | 2-7-9 | 3 | 8 | 0 | 0 | 1 | 1 | 20 |
| Polite | g | 2-7 | 2-4 | 1-2 | 0-3-3 | 4 | 7 | 2 | 3 | 0 | 1 | 27 |
| Barnes | g | 6-10 | 1-3 | 1-2 | 2-2-4 | 4 | 14 | 5 | 3 | 1 | 2 | 22 |
| Walker | g | 4-10 | 1-6 | 2-2 | 1-2-3 | 1 | 11 | 3 | 2 | 0 | 1 | 33 |
| Evans | | 3-4 | 1-2 | 2-2 | 0-2-2 | 2 | 9 | 0 | 2 | 0 | 0 | 21 |
| Osborne | | 1-5 | 0-3 | 0-0 | 2-6-8 | 2 | 2 | 2 | 1 | 1 | 0 | 25 |
| Wilkes | | 3-5 | 3-5 | 0-0 | 0-2-2 | 2 | 9 | 1 | 0 | 1 | 0 | 15 |
| Calhoun | | 2-6 | 1-4 | 0-0 | 0-0-0 | 0 | 5 | 0 | 0 | 0 | 0 | 11 |
| Jack | | 0-1 | 0-0 | 0-0 | 0-0-0 | 1 | 0 | 0 | 0 | 1 | 0 | 4 |
| Ngom | | 0-0 | 0-0 | 0-0 | 0-0-0 | 1 | 0 | 0 | 1 | 0 | 0 | 3 |
| TEAM | | | | | 1-0-1 | | 0 | | 1 | | | |
| Totals | | 26-62 | 9-32 | 6-9 | 8-27-35 | 24 | 67 | 13 | 17 | 6 | 8 | 200 |
| Pct. | | 41.9 | 28.1 | 66.7 | DR: 1.0 | | | | | | | |

FG (1st Half: 12-27 44.4%; 2nd Half: 14-35 40.0%)

3FG (1st Half: 6-15 40.0%; 2nd Half: 3-17 17.6%)

FT (1st Half: 4-4 100.0%; 2nd Half: 2-5 40.0%)

| CLEMSON | FG | 3FG | FT | REB | PF | TP | A | TO | B | S | MIN | |
|--------------|-------|------|-------|----------|----|----|----|----|---|---|-----|--|
| Baehre f | 2-7 | 0-2 | 4-7 | 4-3-7 | 0 | 8 | 0 | 2 | 1 | 1 | 24 | |
| Simms f | 2-5 | 0-1 | 4-5 | 3-8-11 | 2 | 8 | 3 | 3 | 0 | 0 | 28 | |
| Trapp g | 4-10 | 1-3 | 6-8 | 1-5-6 | 1 | 15 | 0 | 1 | 0 | 3 | 24 | |
| Dawes g | 4-8 | 3-6 | 0-0 | 0-2-2 | 2 | 11 | 1 | 3 | 0 | 0 | 25 | |
| Newman III g | 2-7 | 0-1 | 2-2 | 2-5-7 | 2 | 6 | 4 | 3 | 0 | 1 | 23 | |
| Honor | 3-10 | 2-5 | 5-7 | 2-2-4 | 2 | 13 | 1 | 0 | 0 | 1 | 22 | |
| Hunter | 3-8 | 0-3 | 2-2 | 1-1-2 | 1 | 8 | 0 | 0 | 0 | 0 | 22 | |
| Prosper | 1-4 | 0-1 | 0-0 | 0-3-3 | 1 | 2 | 1 | 0 | 0 | 1 | 16 | |
| Hemenway | 1-2 | 1-2 | 0-0 | 0-0-0 | 1 | 3 | 0 | 0 | 0 | 0 | 5 | |
| Hall | 1-2 | 0-0 | 1-2 | 3-1-4 | 2 | 3 | 0 | 0 | 0 | 0 | 12 | |
| TEAM | | | | 3-0-3 | 0 | | | 0 | | | | |
| Totals | 23-63 | 7-24 | 24-33 | 19-30-49 | 14 | 77 | 10 | 12 | 1 | 7 | 200 | |
| Pct. | 36.5 | 29.2 | 72.7 | DR: 3.0 | | | | | | | | |

FG (1st Half: 9-35 25.7%; 2nd Half: 14-28 50.0%)

3FG (1st Half: 2-15 13.3%; 2nd Half: 5-9 55.6%)

FT (1st Half: 9-11 81.8%; 2nd Half: 15-22 68.2%)

OFFICIALS: Ted Valentine, Lee Cassell, Bert Smith

TECHNICAL FOULS: None

| SCORE BY PERIODS | 1ST | 2ND | TOTAL |
|------------------|-----|-----|-------|
| Florida State | 34 | 29 | 67 |
| Clemson | 29 | 48 | 77 |

| 9 | | MIAMI CLEMSON | | | | | | | | | | 65 |
|------------------------------------|---|---------------|------|------|---------|----|----|----|----|---|---|-----|
| Jan. 2, 2021 | | ATTENDANCE: 0 | | | | | | | | | | 66 |
| WATSCO CENTER / CORAL GABLES, FLA. | | | | | | | | | | | | |
| CLEMSON | | FG | 3FG | FT | REB | PF | TP | A | TO | B | S | MIN |
| Baehre | f | 3-6 | 1-1 | 0-0 | 1-5-6 | 2 | 7 | 1 | 2 | 0 | 0 | 24 |
| Simms | f | 10-14 | 2-2 | 3-4 | 4-3-7 | 3 | 25 | 4 | 2 | 4 | 0 | 33 |
| Trapp | g | 2-9 | 1-2 | 0-0 | 0-5-5 | 2 | 5 | 5 | 1 | 0 | 0 | 35 |
| Dawes | g | 2-7 | 0-3 | 0-0 | 1-4-5 | 2 | 4 | 2 | 1 | 0 | 2 | 37 |
| Hemenway | g | 3-6 | 2-4 | 0-0 | 0-0-0 | 2 | 8 | 0 | 0 | 1 | 0 | 16 |
| Hunter | | 1-3 | 1-2 | 0-0 | 0-1-1 | 4 | 3 | 1 | 2 | 0 | 0 | 14 |
| Honor | | 2-7 | 1-5 | 2-3 | 0-0-3 | 3 | 7 | 5 | 2 | 0 | 4 | 25 |
| Hall | | 3-4 | 1-1 | 0-0 | 0-1-1 | 0 | 7 | 0 | 1 | 0 | 0 | 11 |
| Prosper | | 0-3 | 0-1 | 0-0 | 0-0-0 | 1 | 0 | 0 | 0 | 0 | 0 | 5 |
| TEAM | | | | | 2-1-3 | | 0 | | 1 | | | |
| Totals | | 26-59 | 9-21 | 5-7 | 8-20-28 | 19 | 66 | 18 | 12 | 5 | 6 | 200 |
| Pct. | | 44.1 | 42.9 | 71.4 | DR: 1.0 | | | | | | | |

FG (1st Half: 13-27 48.1%; 2nd Half: 13-32 40.6%)

3FG (1st Half: 6-12 50.0%; 2nd Half: 3-9 33.3%)

FT (1st Half: 0-1 0.0%; 2nd Half: 5-6 83.3%)

| MIAMI | FG | 3FG | FT | REB | PF | TP | A | TO | B | S | MIN | |
|------------|-------|------|-------|---------|----|----|----|----|---|---|-----|--|
| Cross f | 3-4 | 3-4 | 0-0 | 0-4-4 | 3 | 9 | 7 | 2 | 1 | 0 | 31 | |
| Brooks c | 1-3 | 0-0 | 0-1 | 1-5-6 | 2 | 2 | 0 | 0 | 0 | 1 | 15 | |
| Wong g | 3-8 | 1-4 | 6-6 | 1-4-5 | 1 | 13 | 4 | 1 | 0 | 1 | 36 | |
| Olaniyi g | 3-7 | 0-2 | 4-5 | 2-2-4 | 1 | 10 | 2 | 1 | 0 | 0 | 25 | |
| Beverly g | 4-8 | 2-3 | 0-1 | 0-3-3 | 1 | 10 | 3 | 3 | 0 | 2 | 26 | |
| Timberlake | 5-8 | 1-1 | 0-2 | 3-5-8 | 3 | 11 | 1 | 5 | 2 | 1 | 26 | |
| McGusty | 4-7 | 0-1 | 1-1 | 0-1-1 | 0 | 9 | 0 | 3 | 0 | 1 | 28 | |
| Walker | 0-4 | 0-2 | 1-2 | 0-0-0 | 2 | 1 | 0 | 0 | 0 | 0 | 9 | |
| Gak | 0-0 | 0-0 | 0-0 | 0-0-0 | 0 | 0 | 0 | 0 | 0 | 1 | 4 | |
| TEAM | | | | 2-2-4 | 0 | | | 0 | | 1 | | |
| Totals | 23-49 | 7-17 | 12-18 | 9-26-35 | 13 | 65 | 17 | 16 | 3 | 7 | 200 | |
| Pct. | 46.9 | 41.2 | 66.7 | DR: 3.0 | | | | | | | | |

FG (1st Half: 12-26 46.2%; 2nd Half: 11-23 47.8%)

3FG (1st Half: 4-9 44.4%; 2nd Half: 3-8 37.5%)

FT (1st Half: 6-10 60.0%; 2nd Half: 6-8 75.0%)

OFFICIALS: Jamie Luckie, Mike Roberts, Tony Henderson

TECHNICAL FOULS: None

| SCORE BY PERIODS | 1ST | 2ND | TOTAL |
|------------------|-----|-----|-------|
| Clemson | 32 | 34 | 66 |
| Miami | 34 | 31 | 65 |

| | | | | | | | | | | | | | |
|---|---|-------------------------------------|------|-------|---------|----|----|---|----|---|---|-----|----|
| <div>10</div> <div>Jan. 5, 2021</div> | | No. 19/18 CLEMSON NC STATE | | | | | | | | | | | 74 |
| | | ATTENDANCE: 1,876 - OVERTIME | | | | | | | | | | | 70 |
| | | LITTLEJOHN COLISEUM / CLEMSON, S.C. | | | | | | | | | | | |
| NC STATE | | FG | 3FG | FT | REB | PF | TP | A | TO | B | S | MIN | |
| Hellems | f | 3-8 | 1-4 | 1-1 | 1-5-6 | 5 | 8 | 0 | 2 | 0 | 0 | 28 | |
| Bates | f | 3-5 | 0-0 | 1-2 | 0-4-4 | 4 | 7 | 0 | 0 | 1 | 1 | 35 | |
| Hayes | g | 3-6 | 1-2 | 1-2 | 0-2-2 | 2 | 8 | 1 | 3 | 0 | 0 | 24 | |
| Allen | g | 1-4 | 0-3 | 0-2 | 0-1-1 | 3 | 2 | 2 | 1 | 0 | 0 | 28 | |
| Daniels | g | 6-17 | 2-5 | 4-6 | 0-10-10 | 18 | 2 | 3 | 1 | 0 | 0 | 45 | |
| Moore | | 2-6 | 2-4 | 1-2 | 2-8-10 | 1 | 7 | 3 | 2 | 2 | 0 | 32 | |
| Funderburk | | 5-8 | 1-1 | 9-9 | 4-3-7 | 0 | 20 | 0 | 1 | 0 | 1 | 27 | |
| Seabron | | 0-0 | 0-0 | 0-0 | 0-0-0 | 1 | 0 | 0 | 1 | 0 | 0 | 7 | |
| TEAM | | | | | 0-0-0 | 0 | | | 0 | | 1 | | |
| Totals | | 23-54 | 7-19 | 17-24 | 7-33-40 | 16 | 70 | 8 | 14 | 3 | 5 | 200 | |
| Pct. | | 42.6 | 36.8 | 70.8 | DR: 3.0 | | | | | | | | |
| FG (1st Half: 15-27 55.6%; 2nd Half: 6-23 26.1%; OT: 2-4 50.0%) | | | | | | | | | | | | | |
| 3FG (1st Half: 6-10 60.0%; 2nd Half: 0-6 0.0%; OT: 1-3 33.3%) | | | | | | | | | | | | | |

2020-21 BOX SCORES

| | | |
|---|--|------------------------|
| 13 Jan. 23, 2021 | FLORIDA STATE No. 20 CLEMSON ATTENDANCE: 2,950 | 80 61 |
| DONALD L. TUCKER CENTER / TALLAHASSEE, FLA. | | |

| CLEMSON | FG | 3FG | FT | REB | PF | TP | A | TO | B | S | MIN |
|---------------|--------------|-------------|--------------|-----------------|-----------|-----------|----------|-----------|----------|----------|------------|
| Baehre f | 1-5 | 1-4 | 2-2 | 0-3-3 | 1 | 5 | 0 | 0 | 1 | 0 | 19 |
| Simms f | 1-3 | 0-1 | 3-4 | 3-2-5 | 3 | 5 | 1 | 2 | 0 | 0 | 25 |
| Trapp g | 3-7 | 1-3 | 0-1 | 0-5-5 | 1 | 7 | 0 | 1 | 0 | 0 | 27 |
| Dawes g | 2-11 | 1-7 | 2-2 | 1-3-4 | 0 | 7 | 0 | 2 | 0 | 1 | 26 |
| Newman III g | 3-5 | 1-3 | 5-5 | 1-3-4 | 2 | 12 | 1 | 2 | 0 | 0 | 23 |
| Prosper | 0-1 | 0-1 | 0-0 | 0-0-0 | 0 | 0 | 0 | 0 | 0 | 0 | 10 |
| Honor | 0-5 | 0-2 | 6-6 | 1-1-2 | 2 | 6 | 3 | 2 | 0 | 1 | 21 |
| Hall | 2-5 | 0-1 | 0-0 | 0-1-1 | 2 | 4 | 0 | 0 | 0 | 0 | 12 |
| Tyson | 0-3 | 0-2 | 2-4 | 2-2-4 | 0 | 2 | 1 | 1 | 0 | 1 | 10 |
| Hunter | 4-7 | 1-4 | 0-0 | 0-0-0 | 2 | 9 | 0 | 1 | 0 | 3 | 16 |
| Hemenway | 0-3 | 0-2 | 0-0 | 0-0-0 | 1 | 0 | 0 | 1 | 0 | 0 | 9 |
| Kidd | 1-1 | 0-0 | 2-2 | 0-1-1 | 0 | 4 | 0 | 0 | 0 | 0 | 3 |
| TEAM | | | | 2-1-3 | 0 | | | | | | |
| Totals | 17-56 | 5-30 | 22-26 | 10-22-32 | 14 | 61 | 6 | 12 | 1 | 6 | 200 |
| Pct. | 30.4 | 16.7 | 84.6 | DR: 3.0 | | | | | | | |

FG (1st Half: 4-24 16.7%; 2nd Half: 13-32 40.0%)
3FG (1st Half: 2-16 12.5%; 2nd Half: 3-14 21.4%)
FT (1st Half: 14-16 87.5%; 2nd Half: 8-10 80.0%)

| FLORIDA STATE | FG | 3FG | FT | REB | PF | TP | A | TO | B | S | MIN |
|---------------|--------------|--------------|--------------|-----------------|-----------|-----------|-----------|-----------|----------|----------|------------|
| Gray f | 4-5 | 1-1 | 2-2 | 1-2-3 | 3 | 11 | 1 | 1 | 0 | 0 | 11 |
| Wilkes f | 1-4 | 0-3 | 0-0 | 0-1-1 | 3 | 2 | 2 | 1 | 2 | 1 | 18 |
| Koprivica c | 5-6 | 0-0 | 3-4 | 3-7-10 | 2 | 13 | 1 | 3 | 2 | 0 | 23 |
| Evans g | 2-6 | 1-4 | 0-0 | 2-1-3 | 1 | 5 | 0 | 0 | 0 | 0 | 18 |
| Walker g | 4-6 | 2-3 | 0-0 | 0-3-3 | 2 | 10 | 3 | 0 | 0 | 0 | 17 |
| Osborne | 3-6 | 2-4 | 0-0 | 0-4-4 | 1 | 8 | 0 | 0 | 1 | 2 | 24 |
| Barnes | 2-5 | 1-2 | 2-4 | 0-4-4 | 0 | 7 | 7 | 3 | 0 | 0 | 23 |
| Calhoun | 4-7 | 4-5 | 1-1 | 0-1-1 | 1 | 13 | 0 | 1 | 0 | 1 | 17 |
| Ngom | 1-2 | 0-1 | 2-2 | 0-3-3 | 4 | 4 | 0 | 0 | 2 | 0 | 12 |
| Jack | 2-5 | 1-4 | 0-0 | 0-1-1 | 3 | 5 | 1 | 4 | 0 | 2 | 22 |
| Ballard | 1-2 | 0-0 | 0-1 | 0-0-0 | 3 | 2 | 1 | 1 | 0 | 0 | 6 |
| Lindner | 0-4 | 0-1 | 0-0 | 0-0-0 | 0 | 0 | 1 | 0 | 0 | 0 | 3 |
| Light | 0-0 | 0-0 | 0-0 | 0-0-0 | 0 | 0 | 0 | 0 | 0 | 0 | 3 |
| Miles | 0-2 | 0-0 | 0-0 | 1-0-1 | 0 | 0 | 0 | 0 | 0 | 0 | 3 |
| TEAM | | | | 5-2-7 | 0 | | | | | | |
| Totals | 29-60 | 12-28 | 10-14 | 12-29-41 | 23 | 80 | 17 | 14 | 7 | 6 | 200 |
| Pct. | 48.3 | 42.9 | 10-14 | DR: 1.1 | | | | | | | |

FG (1st Half: 17-33 51.5%; 2nd Half: 12-27 44.4%)
3FG (1st Half: 7-17 41.2%; 2nd Half: 5-11 45.5%)
FT (1st Half: 1-3 33.3%; 2nd Half: 9-11 81.8%)

OFFICIALS: Jamie Luckie, Clarence Armstrong, Jeb Hartness
TECHNICAL FOULS: None

| SCORE BY PERIODS | 1ST | 2ND | TOTAL |
|------------------|-----|-----|-------|
| Clemson | 24 | 37 | 61 |
| Florida State | 42 | 38 | 80 |

| | | |
|-------------------------------------|--|------------------------|
| 16 Feb. 2, 2021 | NORTH CAROLINA CLEMSON ATTENDANCE: 1,876 | 50 63 |
| LITTLEJOHN COLISEUM / CLEMSON, S.C. | | |

| NORTH CAROLINA | FG | 3FG | FT | REB | PF | TP | A | TO | B | S | MIN |
|----------------|--------------|-------------|--------------|----------------|-----------|-----------|----------|-----------|----------|----------|------------|
| Bacot f | 4-10 | 0-0 | 1-2 | 0-3-3 | 4 | 1 | 0 | 2 | 0 | 1 | 19 |
| Brooks f | 0-10 | 0-1 | 0-1 | 1-8-9 | 3 | 8 | 1 | 1 | 0 | 1 | 34 |
| Black g | 1-1 | 0-0 | 1-2 | 0-3-3 | 2 | 3 | 1 | 2 | 0 | 0 | 21 |
| Love g | 2-10 | 1-6 | 4-4 | 0-7-7 | 1 | 9 | 1 | 4 | 0 | 1 | 30 |
| Walton g | 3-7 | 3-6 | 0-0 | 0-1-1 | 0 | 9 | 1 | 1 | 0 | 0 | 23 |
| Platek | 1-1 | 1-1 | 1-2 | 0-1-1 | 0 | 4 | 0 | 2 | 0 | 0 | 20 |
| Harris | 0-3 | 0-3 | 0-0 | 0-2-2 | 3 | 0 | 1 | 1 | 0 | 0 | 14 |
| Davis | 0-3 | 0-2 | 0-0 | 0-2-2 | 2 | 0 | 2 | 1 | 0 | 1 | 12 |
| Sharpe | 6-8 | 0-0 | 4-10 | 5-3-8 | 1 | 16 | 1 | 3 | 0 | 0 | 24 |
| Kessler | 0-0 | 0-0 | 0-0 | 0-0-0 | 0 | 0 | 0 | 0 | 0 | 0 | 3 |
| TEAM | | | | 1-1-2 | 0 | | | | | | |
| Totals | 17-44 | 5-19 | 11-21 | 7-31-38 | 16 | 50 | 8 | 17 | 0 | 4 | 200 |
| Pct. | 38.6 | 26.3 | 52.4 | DR: 6.0 | | | | | | | |

FG (1st Half: 8-18 44.4%; 2nd Half: 9-26 34.6%)
3FG (1st Half: 3-9 33.3%; 2nd Half: 2-10 20.0%)
FT (1st Half: 2-6 33.3%; 2nd Half: 9-15 60.0%)

| CLEMSON | FG | 3FG | FT | REB | PF | TP | A | TO | B | S | MIN |
|---------------|--------------|-------------|-------------|----------------|-----------|-----------|-----------|----------|----------|----------|------------|
| Tyson f | 5-11 | 2-5 | 4-4 | 0-4-4 | 4 | 16 | 1 | 0 | 1 | 2 | 26 |
| Simms f | 4-10 | 1-3 | 1-1 | 4-2-6 | 3 | 10 | 6 | 1 | 0 | 0 | 35 |
| Trapp g | 6-13 | 1-3 | 1-3 | 0-9-9 | 0 | 14 | 2 | 0 | 1 | 1 | 35 |
| Honor g | 1-4 | 0-2 | 0-0 | 0-3-3 | 1 | 6 | 0 | 1 | 0 | 1 | 26 |
| Hemenway g | 1-4 | 0-2 | 0-0 | 0-2-2 | 3 | 2 | 1 | 1 | 0 | 1 | 25 |
| Baehre | 1-2 | 0-0 | 0-0 | 0-1-1 | 0 | 2 | 0 | 0 | 0 | 0 | 4 |
| Dawes | 3-6 | 1-3 | 0-0 | 0-0-0 | 1 | 7 | 1 | 3 | 0 | 0 | 17 |
| Hunter | 1-3 | 1-2 | 0-0 | 0-1-1 | 2 | 3 | 1 | 0 | 0 | 0 | 17 |
| Prosper | 0-1 | 0-1 | 3-4 | 0-0-0 | 1 | 3 | 0 | 0 | 0 | 1 | 10 |
| Hall | 0-0 | 0-0 | 0-0 | 0-0-0 | 2 | 0 | 0 | 1 | 0 | 0 | 5 |
| TEAM | | | | 0-2-2 | 0 | | | | | | |
| Totals | 23-57 | 8-23 | 9-12 | 4-24-28 | 17 | 63 | 12 | 7 | 2 | 6 | 200 |
| Pct. | 40.4 | 34.8 | 75.0 | DR: 2.0 | | | | | | | |

FG (1st Half: 12-29 41.4%; 2nd Half: 11-28 39.3%)
3FG (1st Half: 6-15 40.0%; 2nd Half: 2-8 25.0%)
FT (1st Half: 3-4 75.0%; 2nd Half: 6-8 75.0%)

OFFICIALS: Doug Shows, Keith Kimble, Brent Hampton
TECHNICAL FOULS: None

| SCORE BY PERIODS | 1ST | 2ND | TOTAL |
|------------------|-----|-----|-------|
| North Carolina | 21 | 29 | 50 |
| Clemson | 33 | 30 | 63 |

| | | |
|-------------------------------------|---|------------------------|
| 14 Jan. 27, 2021 | CLEMSON No. 25 LOUISVILLE ATTENDANCE: 1,876 | 54 50 |
| LITTLEJOHN COLISEUM / CLEMSON, S.C. | | |

| LOUISVILLE | FG | 3FG | FT | REB | PF | TP | A | TO | B | S | MIN |
|---------------|--------------|-------------|-------------|-----------------|-----------|-----------|----------|-----------|----------|----------|------------|
| Slazinski f | 2-4 | 1-3 | 0-2 | 1-1-2 | 2 | 5 | 0 | 0 | 0 | 0 | 15 |
| Davis f | 2-8 | 0-2 | 0-1 | 3-1-4 | 3 | 4 | 1 | 0 | 0 | 0 | 24 |
| Withers f | 2-7 | 0-1 | 3-5 | 4-8-12 | 1 | 7 | 0 | 0 | 0 | 3 | 31 |
| Jones g | 4-14 | 1-6 | 2-2 | 0-5-5 | 2 | 11 | 3 | 3 | 0 | 2 | 37 |
| Johnson g | 2-8 | 0-3 | 0-0 | 1-3-4 | 3 | 4 | 0 | 5 | 0 | 2 | 34 |
| Traynor | 1-3 | 1-1 | 3-4 | 0-0-0 | 1 | 6 | 0 | 0 | 0 | 0 | 10 |
| Minlend | 1-4 | 1-2 | 0-0 | 1-1-2 | 1 | 3 | 0 | 0 | 0 | 0 | 17 |
| Williamson | 3-5 | 0-2 | 1-2 | 2-8-10 | 1 | 7 | 1 | 0 | 0 | 0 | 26 |
| Nickelberry | 1-4 | 1-4 | 0-0 | 0-1-1 | 1 | 3 | 2 | 0 | 0 | 0 | 8 |
| TEAM | | | | 0-2-2 | 0 | | | | | | |
| Totals | 18-57 | 5-24 | 9-16 | 12-30-42 | 15 | 50 | 7 | 10 | 0 | 7 | 200 |
| Pct. | 31.6 | 20.8 | 56.3 | DR: 2.0 | | | | | | | |

FG (1st Half: 8-27 29.6%; 2nd Half: 10-30 33.3%)
3FG (1st Half: 3-11 27.3%; 2nd Half: 2-13 15.4%)
FT (1st Half: 3-6 50.0%; 2nd Half: 6-10 60.0%)

| CLEMSON | FG | 3FG | FT | REB | PF | TP | A | TO | B | S | MIN |
|---------------|--------------|-------------|-------------|----------------|-----------|-----------|-----------|-----------|----------|----------|------------|
| Tyson f | 4-9 | 2-7 | 0-0 | 0-4-4 | 3 | 10 | 0 | 0 | 2 | 0 | 24 |
| Simms f | 6-12 | 1-4 | 3-3 | 5-4-9 | 2 | 16 | 4 | 1 | 1 | 0 | 34 |
| Trapp g | 2-5 | 0-2 | 2-4 | 0-7-7 | 3 | 6 | 2 | 2 | 0 | 0 | 36 |
| Dawes g | 5-11 | 4-8 | 1-2 | 0-1-1 | 2 | 15 | 3 | 0 | 0 | 1 | 30 |
| Newman III g | 1-3 | 0-2 | 0-0 | 0-3-3 | 1 | 2 | 2 | 4 | 0 | 0 | 23 |
| Honor | 0-4 | 0-4 | 0-0 | 0-0-0 | 0 | 0 | 0 | 0 | 1 | 0 | 10 |
| Baehre | 1-3 | 0-2 | 2-2 | 1-3-4 | 1 | 4 | 0 | 1 | 0 | 0 | 17 |
| Hunter | 0-3 | 0-3 | 0-0 | 0-2-2 | 1 | 0 | 1 | 1 | 0 | 1 | 9 |
| Hall | 0-0 | 0-0 | 0-0 | 0-2-2 | 0 | 0 | 0 | 0 | 1 | 0 | 1 |
| Hemenway | 0-3 | 0-3 | 1-2 | 0-3-3 | 2 | 1 | 0 | 1 | 0 | 1 | 12 |
| TEAM | | | | 1-2-3 | 0 | | | | | | |
| Totals | 19-53 | 7-35 | 9-13 | 7-31-38 | 15 | 54 | 12 | 11 | 4 | 3 | 200 |
| Pct. | 35.8 | 20.0 | 69.2 | DR: 1.1 | | | | | | | |

FG (1st Half: 9-25 36.0%; 2nd Half: 10-28 35.7%)
3FG (1st Half: 3-16 18.8%; 2nd Half: 4-19 21.1%)
FT (1st Half: 0-0 0.0%; 2nd Half: 9-13 69.2%)

OFFICIALS: Keith Kimble, Kipp Kissinger, Lamar Simpson
TECHNICAL FOULS: None

| SCORE BY PERIODS | 1ST | 2ND | TOTAL |
|------------------|-----|-----|-------|
| Louisville | 22 | 28 | 50 |
| Clemson | 21 | 33 | 54 |

| | | |
|-------------------------------------|--|------------------------|
| 17 Feb. 6, 2021 | SYRACUSE CLEMSON ATTENDANCE: 1,876 | 61 78 |
| LITTLEJOHN COLISEUM / CLEMSON, S.C. | | |

| SYRACUSE | FG | 3FG | FT | REB | PF | TP | A | TO | B | S | MIN |
|---------------|--------------|-------------|--------------|-----------------|-----------|-----------|----------|----------|----------|-----------|------------|
| Guerrier f | 3-11 | 0-2 | 2-4 | 3-3-6 | 3 | 8 | 0 | 1 | 0 | 0 | 34 |
| Dolezal f | 3-5 | 0-0 | 4-5 | 1-3-4 | 2 | 10 | 1 | 0 | 0 | 2 | 37 |
| Griffin g | 2-13 | 1-4 | 7-7 | 3-0-3 | 2 | 12 | 0 | 2 | 2 | 1 | 26 |
| Girard III g | 7-13 | 2-6 | 3-5 | 0-0-0 | 1 | 19 | 2 | 2 | 0 | 3 | 25 |
| Boehim g | 3-13 | 2-7 | 0-0 | 0-1-1 | 8 | 0 | 1 | 0 | 1 | 0 | 35 |
| Richmond | 0-3 | 0-0 | 3-4 | 2-3-5 | 1 | 3 | 3 | 1 | 0 | 6 | 29 |
| Sidibe | 0-3 | 0-0 | 1-2 | 0-0-0 | 4 | 1 | 0 | 1 | 1 | 0 | 11 |
| Newton | 0-2 | 0-1 | 0-0 | 0-0-0 | 1 | 0 | 0 | 0 | 0 | 0 | 4 |
| TEAM | | | | 4-2-6 | 0 | | | | | | |
| Totals | 18-60 | 5-20 | 20-27 | 13-12-25 | 14 | 61 | 6 | 8 | 4 | 13 | 200 |
| Pct. | 30.0 | 25.0 | 74.1 | DR: 4.0 | | | | | | | |

FG (1st Half: 3-25 12.0%; 2nd Half: 15-35 42.9%)
3FG (1st Half: 1-6 16.7%; 2nd Half: 4-14 28.6%)
FT (1st Half: 12-15 80.0%; 2nd Half: 8-12 66.7%)

| CLEMSON | FG | 3FG | FT | REB | PF | TP | A | TO | B | S | MIN |
|---------------|--------------|--------------|--------------|-----------------|-----------|-----------|-----------|----------|----------|------------|-----|
| Tyson f | 1-2 | 0-0 | 0-0 | 0-2-2 | 0 | 2 | 0 | 3 | 0 | 0 | 8 |
| Simms f | 1-9 | 1-2 | 3-4 | 2-9-11 | 3 | 18 | 0 | 5 | 1 | 0 | 32 |
| Trapp g | 1-4 | 0-1 | 0-0 | 2-6-8 | 2 | 2 | 11 | 5 | 0 | 2 | 36 |
| Honor g | 5-8 | 5-8 | 0-0 | 0-0-0 | 2 | 15 | 1 | 0 | 0 | 0 | 24 |
| Hemenway g | 2-7 | 2-6 | 1-2 | 0-1-1 | 3 | 7 | 1 | 1 | 1 | 1 | 20 |
| Baehre | 2-2 | 0-0 | 2-2 | 0-6-6 | 1 | 6 | 0 | 1 | 0 | 1 | 16 |
| Dawes | 2-4 | 2-3 | 2-2 | 0-0-0 | 0 | 8 | 1 | 2 | 0 | 0 | 16 |
| Hunter | 0-0 | 0-0 | 0-0 | 0-0-0 | 0 | 0 | 0 | 1 | 1 | 0 | 4 |
| Hall | 3-5 | 0-0 | 0-0 | 2-1-3 | 2 | 6 | 0 | 0 | 0 | 0 | 13 |
| Prosper | 3-6 | 0-1 | 3-3 | 3-2-5 | 3 | 9 | 0 | 0 | 0 | 0 | 15 |
| Newman III | 1-4 | 0-2 | 3-4 | 0-3-3 | 1 | 5 | 5 | 0 | 1 | 1 | 17 |
| TEAM | | | | 2-1-3 | 0 | | | 3 | | | |
| Totals | 27-51 | 10-23 | 11-31 | 17-31-27 | 78 | 19 | 20 | 5 | 4 | 200 | |
| Pct. | 52.9 | 43.5 | 82.4 | DR: 4.1 | | | | | | | |

2020-21 BOX SCORES

| | | |
|-------------------------------------|--|------------------|
| 19 Feb. 24, 2021 | WAKE FOREST CLEMSON ATTENDANCE: 70 | 39 60 |
| LIVM COLISEUM / WINSTON-SALEM, N.C. | | |

| CLEMSON | FG | 3FG | FT | REB | PF | TP | A | TO | B | S | MIN |
|---------------|--------------|-------------|--------------|----------------|-----------|-----------|-----------|-----------|----------|----------|------------|
| Tyson f | 3-7 | 0-4 | 3-5 | 2-8-10 | 2 | 9 | 1 | 0 | 0 | 1 | 22 |
| Simms f | 6-9 | 1-2 | 0-0 | 1-9-10 | 1 | 13 | 2 | 5 | 0 | 1 | 34 |
| Trapp g | 1-8 | 0-4 | 2-2 | 1-3-4 | 0 | 4 | 2 | 1 | 1 | 0 | 32 |
| Hunter g | 0-3 | 0-2 | 0-0 | 0-2-2 | 0 | 0 | 1 | 2 | 0 | 0 | 10 |
| Honor g | 4-8 | 1-4 | 2-2 | 1-2-3 | 1 | 11 | 6 | 1 | 0 | 1 | 30 |
| Hemenway g | 6-7 | 5-6 | 0-0 | 0-0-0 | 3 | 17 | 0 | 0 | 0 | 0 | 24 |
| Newman III | 0-1 | 0-0 | 0-0 | 0-0-0 | 2 | 0 | 0 | 1 | 0 | 1 | 8 |
| Kidd | 0-0 | 0-0 | 0-0 | 0-2-2 | 1 | 0 | 0 | 0 | 0 | 0 | 4 |
| Dawes | 0-2 | 0-0 | 0-0 | 1-3-4 | 0 | 0 | 1 | 0 | 0 | 0 | 16 |
| Baehre | 0-1 | 0-1 | 4-4 | 0-1-1 | 1 | 4 | 0 | 0 | 1 | 0 | 14 |
| Prosper | 0-0 | 0-0 | 2-2 | 1-1-2 | 1 | 2 | 0 | 1 | 0 | 0 | 5 |
| TEAM | | | | 1-1-2 | 0 | 2 | | | | | |
| Totals | 20-46 | 7-23 | 13-15 | 8-32-40 | 12 | 60 | 13 | 13 | 2 | 4 | 200 |
| Pct. | 43.5 | 30.4 | 86.7 | DR: 1.0 | | | | | | | |

FG (1st Half: 10-23 43.5%; 2nd Half: 10-23 43.5%)

3FG (1st Half: 4-14 28.6%; 2nd Half: 3-9 33.3%)

FT (1st Half: 5-5 100.0%; 2nd Half: 8-10 80.0%)

| WAKE FOREST | FG | 3FG | FT | REB | PF | TP | A | TO | B | S | MIN |
|---------------|--------------|-------------|--------------|----------------|-----------|-----------|----------|-----------|----------|----------|------------|
| Mucius f | 5-12 | 2-5 | 1-1 | 2-1-3 | 2 | 13 | 0 | 2 | 0 | 0 | 24 |
| Oguama f | 1-3 | 0-0 | 1-1 | 0-2-2 | 2 | 3 | 0 | 2 | 0 | 0 | 25 |
| Williamson g | 3-9 | 2-6 | 8-8 | 0-2-2 | 2 | 16 | 1 | 1 | 0 | 1 | 33 |
| DuBose g | 1-7 | 0-3 | 0-0 | 0-4-4 | 1 | 2 | 1 | 0 | 0 | 0 | 21 |
| Whitt g | 0-4 | 0-2 | 0-0 | 0-4-4 | 1 | 0 | 2 | 1 | 0 | 0 | 27 |
| Antonio | 0-3 | 0-3 | 0-0 | 0-1-1 | 1 | 0 | 1 | 0 | 0 | 0 | 19 |
| Okpombo | 0-0 | 0-0 | 0-0 | 0-1-1 | 2 | 0 | 1 | 0 | 0 | 0 | 8 |
| Massoud | 2-6 | 1-5 | 0-0 | 0-1-1 | 4 | 5 | 0 | 1 | 0 | 1 | 24 |
| Neath | 0-1 | 0-0 | 0-0 | 0-2-2 | 0 | 0 | 1 | 1 | 0 | 0 | 9 |
| Wilkins | 0-0 | 0-0 | 0-0 | 0-0-0 | 0 | 0 | 0 | 1 | 0 | 1 | 3 |
| Johnson | 0-2 | 0-0 | 0-0 | 1-1-2 | 0 | 0 | 0 | 0 | 0 | 0 | 7 |
| TEAM | | | | 0-0-0 | 0 | 0 | | | | | |
| Totals | 12-47 | 5-24 | 10-10 | 3-19-22 | 15 | 39 | 6 | 10 | 0 | 3 | 200 |
| Pct. | 25.5 | 20.8 | 100.0 | DR: 0.0 | | | | | | | |

FG (1st Half: 6-25 24.0%; 2nd Half: 6-22 27.3%)

3FG (1st Half: 2-11 18.2%; 2nd Half: 3-13 23.1%)

FT (1st Half: 1-1 100.0%; 2nd Half: 9-9 100.0%)

OFFICIALS: Ted Valentine, Roger Ayers, Pat Driscoll

TECHNICAL FOULS: None

| SCORE BY PERIODS | 1ST | 2ND | TOTAL |
|------------------|-----|-----|-------|
| Clemson | 29 | 31 | 60 |
| Wake Forest | 15 | 24 | 39 |

| | | |
|-------------------------------------|---|------------------|
| 20 Feb. 27, 2021 | CLEMSON MIAMI ATTENDANCE: 1,876 | 66 58 |
| LITTLEJOHN COLISEUM / CLEMSON, S.C. | | |

| MIAMI | FG | 3FG | FT | REB | PF | TP | A | TO | B | S | MIN |
|---------------|--------------|-------------|-------------|----------------|-----------|-----------|-----------|-----------|----------|----------|------------|
| Tyson f | 5-12 | 1-5 | 2-2 | 3-7-10 | 1 | 13 | 1 | 3 | 1 | 1 | 38 |
| Brooks c | 1-4 | 0-1 | 1-2 | 1-0-1 | 3 | 3 | 3 | 1 | 0 | 1 | 31 |
| Wong g | 10-18 | 3-6 | 5-5 | 0-3-3 | 1 | 28 | 1 | 1 | 1 | 0 | 39 |
| Olaniyi g | 3-8 | 1-2 | 1-1 | 3-6-9 | 4 | 8 | 0 | 3 | 0 | 1 | 37 |
| McGusty g | 3-8 | 0-1 | 0-0 | 0-4-4 | 0 | 6 | 7 | 4 | 0 | 0 | 37 |
| Herenton | 0-0 | 0-0 | 0-0 | 0-0-0 | 1 | 0 | 0 | 0 | 0 | 0 | 7 |
| Gak | 0-0 | 0-0 | 0-0 | 0-2-2 | 0 | 0 | 0 | 1 | 0 | 0 | 11 |
| TEAM | | | | 0-3-3 | 0 | 0 | | | | | |
| Totals | 22-50 | 5-15 | 9-10 | 7-25-32 | 10 | 58 | 12 | 13 | 2 | 3 | 200 |
| Pct. | 44.0 | 33.3 | 90.0 | DR: 1.0 | | | | | | | |

FG (1st Half: 12-26 46.2%; 2nd Half: 10-24 41.7%)

3FG (1st Half: 3-9 33.3%; 2nd Half: 2-6 33.3%)

FT (1st Half: 3-4 75.0%; 2nd Half: 6-6 100.0%)

| CLEMSON | FG | 3FG | FT | REB | PF | TP | A | TO | B | S | MIN |
|---------------|--------------|--------------|-------------|----------------|-----------|-----------|-----------|----------|----------|----------|------------|
| Tyson f | 3-6 | 3-4 | 1-2 | 0-6-6 | 3 | 10 | 0 | 1 | 1 | 1 | 23 |
| Simms f | 8-12 | 3-4 | 0-0 | 2-4-6 | 3 | 19 | 1 | 4 | 2 | 1 | 40 |
| Trapp g | 2-7 | 0-2 | 1-1 | 0-4-4 | 0 | 5 | 4 | 2 | 0 | 1 | 33 |
| Honor g | 3-7 | 0-3 | 0-0 | 0-1-1 | 0 | 6 | 3 | 0 | 0 | 0 | 21 |
| Hemenway g | 2-5 | 1-2 | 0-0 | 0-2-2 | 3 | 5 | 2 | 1 | 0 | 0 | 24 |
| Baehre | 1-3 | 0-0 | 0-0 | 1-1-2 | 0 | 2 | 1 | 0 | 0 | 0 | 13 |
| Dawes | 7-9 | 4-4 | 1-2 | 0-3-3 | 1 | 19 | 1 | 0 | 1 | 3 | 28 |
| Newman III | 0-1 | 0-1 | 0-0 | 0-0-0 | 0 | 0 | 0 | 0 | 0 | 0 | 5 |
| Hunter | 0-3 | 0-2 | 0-0 | 0-0-0 | 2 | 0 | 2 | 0 | 0 | 0 | 9 |
| Prosper | 0-0 | 0-0 | 0-0 | 0-0-0 | 1 | 0 | 0 | 0 | 0 | 0 | 4 |
| TEAM | | | | 0-0-0 | 0 | 0 | | | | | |
| Totals | 26-53 | 11-22 | 3-5 | 3-21-24 | 13 | 66 | 14 | 8 | 4 | 9 | 200 |
| Pct. | 49.1 | 50.0 | 60.0 | DR: 1.0 | | | | | | | |

FG (1st Half: 14-29 48.3%; 2nd Half: 12-24 50.0%)

3FG (1st Half: 5-10 50.0%; 2nd Half: 12-12 50.0%)

FT (1st Half: 1-2 50.0%; 2nd Half: 2-3 66.7%)

OFFICIALS: Ron Groover, AJ Desai, Tim Clougherty

TECHNICAL FOULS: None

| SCORE BY PERIODS | 1ST | 2ND | TOTAL |
|------------------|-----|-----|-------|
| Miami | 30 | 28 | 58 |
| Clemson | 34 | 32 | 66 |

| | | |
|-------------------------------|--|------------------|
| 21 March 3, 2021 | SYRACUSE CLEMSON ATTENDANCE: 0 | 64 54 |
| CARRIER DOME / SYRACUSE, N.Y. | | |

| CLEMSON | FG | 3FG | FT | REB | PF | TP | A | TO | B | S | MIN |
|---------------|--------------|--------------|-------------|-----------------|-----------|-----------|-----------|----------|----------|----------|------------|
| Tyson f | 3-9 | 0-2 | 0-0 | 1-6-7 | 3 | 6 | 0 | 0 | 0 | 0 | 19 |
| Simms f | 3-10 | 0-1 | 0-0 | 3-5-8 | 4 | 6 | 3 | 0 | 1 | 0 | 37 |
| Trapp g | 1-7 | 1-5 | 0-0 | 0-5-5 | 2 | 3 | 5 | 5 | 0 | 0 | 27 |
| Honor g | 0-3 | 0-2 | 0-0 | 0-1-1 | 0 | 0 | 1 | 0 | 0 | 0 | 14 |
| Hemenway g | 3-7 | 3-6 | 2-2 | 0-1-1 | 2 | 11 | 2 | 2 | 2 | 0 | 24 |
| Dawes | 4-6 | 3-5 | 0-0 | 1-1-2 | 1 | 11 | 2 | 0 | 0 | 1 | 28 |
| Prosper | 0-0 | 0-0 | 0-0 | 0-0-0 | 0 | 0 | 0 | 0 | 0 | 0 | 4 |
| Newman III | 1-4 | 1-2 | 0-0 | 1-0-1 | 0 | 3 | 0 | 0 | 0 | 0 | 7 |
| Hunter | 3-6 | 1-4 | 0-0 | 0-2-2 | 2 | 7 | 4 | 0 | 0 | 1 | 20 |
| Baehre | 2-5 | 1-2 | 0-0 | 2-1-3 | 0 | 5 | 0 | 0 | 0 | 0 | 14 |
| Hall | 0-2 | 0-0 | 2-4 | 0-1-1 | 0 | 2 | 0 | 0 | 2 | 0 | 6 |
| TEAM | | | | 3-3-6 | 0 | 1 | | | | | |
| Totals | 20-59 | 10-29 | 4-6 | 11-26-37 | 14 | 54 | 17 | 8 | 3 | 3 | 200 |
| Pct. | 33.9 | 34.5 | 66.7 | DR: 2.0 | | | | | | | |

FG (1st Half: 7-31 22.6%; 2nd Half: 13-28 46.4%)

3FG (1st Half: 4-16 25.0%; 2nd Half: 6-13 46.2%)

FT (1st Half: 4-6 66.7%; 2nd Half: 0-0 0.0%)

| SYRACUSE | FG | 3FG | FT | REB | PF | TP | A | TO | B | S | MIN |
|---------------|--------------|--------------|--------------|-----------------|-----------|-----------|-----------|----------|----------|----------|------------|
| Guerrier f | 3-10 | 0-4 | 2-2 | 3-6-9 | 1 | 8 | 0 | 3 | 1 | 0 | 32 |
| Dolezal f | 0-2 | 0-0 | 0-1 | 2-6-8 | 4 | 0 | 1 | 0 | 1 | 0 | 37 |
| Griffin g | 8-14 | 6-12 | 0-0 | 3-7-10 | 1 | 22 | 1 | 1 | 3 | 0 | 39 |
| Girard III g | 3-8 | 1-3 | 0-0 | 0-3-3 | 0 | 7 | 7 | 0 | 0 | 0 | 23 |
| Boeheim g | 6-15 | 2-10 | 3-3 | 2-3-5 | 0 | 17 | 1 | 1 | 0 | 1 | 39 |
| Richmond | 0-4 | 0-1 | 5-6 | 0-1-1 | 1 | 5 | 4 | 1 | 0 | 0 | 18 |
| Braswell | 1-3 | 1-2 | 2-3 | 0-1-1 | 2 | 5 | 0 | 0 | 0 | 0 | 10 |
| Edwards | 0-0 | 0-0 | 0-0 | 0-0-0 | 2 | 0 | 0 | 0 | 0 | 0 | 3 |
| TEAM | | | | 1-1-2 | 0 | 1 | | | | | |
| Totals | 21-56 | 10-32 | 12-15 | 11-28-39 | 11 | 64 | 14 | 7 | 5 | 1 | 200 |
| Pct. | 37.5 | 31.3 | 80.0 | DR: 1.0 | | | | | | | |

FG (1st Half: 7-28 25.0%; 2nd Half: 14-28 50.0%)

3FG (1st Half: 5-18 27.8%; 2nd Half: 5-14 35.7%)

FT (1st Half: 6-8 75.0%; 2nd Half: 6-7 85.7%)

OFFICIALS: Jeffery Anderson, Jeffery Clark, Lamar Simpson

TECHNICAL FOULS: None

| SCORE BY PERIODS | 1ST | 2ND | TOTAL |
|------------------|-----|-----|-------|
| Clemson | 22 | 32 | 54 |
| Syracuse | 25 | 39 | 64 |

| | | |
|-------------------------------------|--|------------------|
| 22 March 6, 2021 | CLEMSON PITTSBURGH ATTENDANCE: 1,876 | 77 62 |
| LITTLEJOHN COLISEUM / CLEMSON, S.C. | | |

| PITTSBURGH | FG | 3FG | FT | REB | PF | TP | A | TO | B | S | MIN |
|---------------|--------------|-------------|--------------|----------------|-----------|-----------|----------|-----------|----------|----------|------------|
| Champagnie f | 6-13 | 1-4 | 0-0 | 0-4-4 | 3 | 13 | 1 | 3 | 1 | 2 | 30 |
| Coulbaly f | 3-5 | 0-0 | 1-2 | 2-2-4 | 2 | 7 | 0 | 1 | 0 | 0 | 24 |
| Jeffress f | 0-2 | 0-1 | 4-4 | 1-0-1 | 1 | 4 | 0 | 1 | 0 | 1 | 28 |
| Sibande g | 3-4 | 1-1 | 0-1 | 1-3-4 | 3 | 7 | 2 | 3 | 0 | 0 | 27 |
| Ezeakudo g | 1-1 | 1-1 | 0-0 | 0-0-0 | 1 | 3 | 2 | 2 | 0 | 1 | 11 |
| Odukale | 2-7 | 2-3 | 3-4 | 0-3-3 | 0 | 9 | 3 | 1 | 1 | 4 | 31 |
| Brown | 0-0 | 0-0 | 3-4 | 2-3-5 | 2 | 3 | 0 | 2 | 1 | 0 | 16 |
| Horton | 4-9 | 3-5 | 0-0 | 0-0-0 | 0 | 11 | 0 | 0 | 0 | 1 | 25 |
| Drumgoole Jr. | 1-4 | 1-3 | 2-2 | 0-0-0 | 1 | 5 | 0 | 0 | 0 | 0 | 7 |
| TEAM | | | | 1-3-4 | 0 | 0 | | | | | |
| Totals | 20-45 | 9-18 | 13-17 | 7-18-25 | 13 | 62 | 8 | 13 | 3 | 9 | 200 |
| Pct. | 44.4 | 50.0 | 76.5 | DR: 1.0 | | | | | | | |

FG (1st Half: 10-18 55.6%; 2nd Half: 10-27 37.0%)

3FG (1st Half: 6-10 60.0%; 2nd Half: 3-8 37.5%)

FT (1st Half: 10-12 83.3%; 2nd Half: 3-5 60.0%)

| CLEMSON | FG | 3FG | FT | REB | PF | TP | A | TO | B | S | MIN |
|------------|-------|-------|------|---------|----|----|----|----|---|---|-----|
| Baehre f | 2-4 | 0-1 | 0-0 | 1-2-3 | 1 | 4 | 1 | 0 | 0 | 0 | 18 |
| Simms f | 5-8 | 1-2 | 1-2 | 0-3-3 | 3 | 12 | 5 | 1 | 0 | 0 | 27 |
| Trapp g | 3-6 | 2-3 | 0-0 | 1-5-6 | 2 | 8 | 3 | 3 | 1 | 1 | 32 |
| Honor g | 2-7 | 2-5 | 0-0 | 1-2-3 | 1 | 6 | 3 | 2 | 1 | 0 | 21 |
| Hemenway g | 1-2 | 0-1 | 0-0 | 0-0-0 | 0 | 2 | 0 | 0 | 0 | 0 | 5 |
| Hunter | 2-4 | 0-2 | 0-0 | 0-0-0 | 1 | 4 | 0 | 1 | 0 | 0 | 21 |
| Dawes | 7-10 | 5-8 | 2-3 | 0-2-2 | 1 | 21 | 5 | 2 | 0 | 1 | 32 |
| Tyson | 5-6 | 2-3 | 4-4 | 1-2-3 | 2 | 16 | 0 | 1 | 0 | 0 | 20 |
| Hall | 1-4 | 0-0 | 0-0 | 1-2-3 | 1 | 2 | 1 | 0 | 1 | 0 | 12 |
| Newman III | 1-1 | 0-0 | 0-0 | 0-0-0 | 1 | 2 | 0 | 0 | 0 | 1 | 7 |
| Prosper | 0-0 | 0-0 | 0-0 | 0-2-2 | 0 | 0 | 0 | 0 | 0 | 0 | 5 |
| TEAM | | | | 0-1-1 | | 0 | | 1 | | | |
| Totals | 29-52 | 12-25 | 7-9 | 5-21-26 | 13 | 77 | 18 | 11 | 3 | 3 | 200 |
| Pct. | 55.8 | 48.0 | 77.8 | DR: 2.0 | | | | | | | |

SEASON STATISTICS



2020-21 Clemson Men's Basketball Combined Team Statistics All games

Page 1/1
as of Mar 11, 2021

Game Records

| Record | Overall | Home | Away | Neutral |
|----------------|---------|------|------|---------|
| ALL GAMES | 16-7 | 11-1 | 2-5 | 3-1 |
| CONFERENCE | 10-6 | 8-1 | 2-5 | 0-0 |
| NON-CONFERENCE | 6-1 | 3-0 | 0-0 | 3-1 |

Score by Periods

| Team | 1st | 2nd | OT | TOT |
|-----------|-----|-----|----|------|
| Clemson | 698 | 792 | 12 | 1502 |
| Opponents | 658 | 760 | 8 | 1426 |

Team Box Score

| No. | Player | GP-GS | MIN | AVG | Total | | 3-Point | | F-Throw | | Rebounds | | | | PF | DQ | A | TO | BLK | STL | PTS | AVG |
|-----------|--------------------------|-------|--------|------|----------|-------|---------|-------|---------|-------|----------|-----|-----|------|-----|----|-----|-----|-----|-----|------|------|
| | | | | | FG-FGA | FG% | 3FG-FGA | 3FG% | FT-FTA | FT% | OFF | DEF | TOT | AVG | | | | | | | | |
| 25 | SIMMS, Aamir | 23-23 | 674:41 | 29.3 | 119-219 | .543 | 22-54 | .407 | 47-57 | .825 | 56 | 87 | 143 | 6.2 | 68 | 2 | 62 | 57 | 17 | 20 | 307 | 13.3 |
| 2 | DAWES, Al-Amir | 23-14 | 581:54 | 25.3 | 72-170 | .424 | 41-106 | .387 | 23-31 | .742 | 9 | 40 | 49 | 2.1 | 25 | 0 | 42 | 37 | 4 | 21 | 208 | 9.0 |
| 4 | HONOR, Nick | 23-10 | 537:33 | 23.4 | 68-168 | .405 | 40-104 | .385 | 17-23 | .739 | 8 | 22 | 30 | 1.3 | 33 | 0 | 53 | 23 | 1 | 31 | 193 | 8.4 |
| 5 | TYSON, Hunter | 18-11 | 297:27 | 16.5 | 43-91 | .473 | 20-48 | .417 | 27-35 | .771 | 12 | 65 | 77 | 4.3 | 27 | 0 | 6 | 16 | 6 | 7 | 133 | 7.4 |
| 0 | TRAPP, Clyde | 23-23 | 660:22 | 28.7 | 60-149 | .403 | 19-55 | .345 | 21-36 | .583 | 12 | 112 | 124 | 5.4 | 34 | 0 | 59 | 45 | 8 | 15 | 160 | 7.0 |
| 12 | HEMENWAY, Alex | 23-10 | 356:23 | 15.5 | 35-83 | .422 | 23-59 | .390 | 16-18 | .889 | 0 | 30 | 30 | 1.3 | 32 | 0 | 11 | 18 | 2 | 8 | 109 | 4.7 |
| 1 | BAEHRE, Jonathan | 23-10 | 388:24 | 16.9 | 35-88 | .398 | 8-29 | .276 | 23-27 | .852 | 20 | 54 | 74 | 3.2 | 32 | 1 | 18 | 15 | 13 | 8 | 101 | 4.4 |
| 15 | NEWMAN III, John | 21-8 | 339:21 | 16.2 | 31-90 | .344 | 8-32 | .250 | 12-13 | .923 | 11 | 33 | 44 | 2.1 | 30 | 0 | 24 | 24 | 3 | 12 | 82 | 3.9 |
| 24 | HALL, PJ | 20-0 | 205:54 | 10.3 | 30-61 | .492 | 2-15 | .133 | 12-16 | .750 | 14 | 27 | 41 | 2.1 | 26 | 0 | 2 | 9 | 5 | 4 | 74 | 3.7 |
| 3 | HUNTER, Chase | 23-4 | 322:04 | 14.0 | 27-85 | .318 | 5-33 | .152 | 8-12 | .667 | 6 | 23 | 29 | 1.3 | 27 | 0 | 21 | 19 | 2 | 10 | 67 | 2.9 |
| 10 | PROSPER, Olivier-Maxence | 22-2 | 215:07 | 9.8 | 18-52 | .346 | 3-18 | .167 | 15-22 | .682 | 18 | 23 | 41 | 1.9 | 21 | 0 | 6 | 8 | 3 | 4 | 54 | 2.5 |
| 11 | FOX, Parker | 3-0 | 04:30 | 1.5 | 1-1 | 1.000 | 1-1 | 1.000 | 1-2 | .500 | 1 | 0 | 1 | 0.3 | 0 | 0 | 0 | 1 | 0 | 0 | 4 | 1.3 |
| 22 | KIDD, Lynn | 7-0 | 32:21 | 4.6 | 2-6 | .333 | 0-0 | .000 | 4-4 | 1.000 | 4 | 3 | 7 | 1.0 | 6 | 0 | 1 | 2 | 2 | 0 | 8 | 1.1 |
| 20 | MCBRIDE, O'Neil | 3-0 | 04:30 | 1.5 | 0-0 | .000 | 0-0 | .000 | 2-2 | 1.000 | 0 | 1 | 1 | 0.3 | 0 | 0 | 0 | 0 | 0 | 0 | 2 | 0.7 |
| 21 | HOAG, Wells | 3-0 | 04:30 | 1.5 | 0-1 | .000 | 0-1 | .000 | 0-0 | .000 | 0 | 0 | 0 | 0.0 | 0 | 0 | 0 | 0 | 0 | 0 | 0 | 0.0 |
| Team | | | | | | | | | | | 27 | 33 | 60 | | | | | 18 | | | | |
| Total | | 23 | 4625 | | 541-1264 | .428 | 192-555 | .346 | 228-298 | .765 | 198 | 553 | 751 | 32.7 | 361 | 3 | 305 | 292 | 66 | 140 | 1502 | 65.3 |
| Opponents | | 23 | 4625 | | 506-1207 | .419 | 165-488 | .338 | 249-357 | .697 | 199 | 547 | 746 | 32.4 | 353 | 4 | 258 | 323 | 69 | 151 | 1426 | 62.0 |

Team Statistics

| | CLEM | OPP |
|------------------------|-----------------|-----------------|
| Scoring | 1502 | 1426 |
| Points per game | 65.3 | 62.0 |
| Scoring margin | +3.3 | - |
| Field goals-att | 541-1264 | 506-1207 |
| Field goal pct | .428 | .419 |
| 3 point fg-att | 192-555 | 165-488 |
| 3-point FG pct | .346 | .338 |
| 3-pt FG made per game | 8.3 | 7.2 |
| Free throws-att | 228-298 | 249-357 |
| Free throw pct | .765 | .697 |
| F-Throws made per game | 9.9 | 10.8 |
| Rebounds | 751 | 746 |
| Rebounds per game | 32.7 | 32.4 |
| Rebounding margin | +0.2 | - |
| Assists | 305 | 258 |
| Assists per game | 13.3 | 11.2 |
| Turnovers | 292 | 323 |
| Turnovers per game | 12.7 | 14.0 |
| Turnover margin | +1.3 | - |
| Assist/turnover ratio | 1.0 | 0.8 |
| Steals | 140 | 151 |
| Steals per game | 6.1 | 6.6 |
| Blocks | 66 | 69 |
| Blocks per game | 2.9 | 3.0 |
| Winning streak | 0 | - |
| Home win streak | 6 | - |
| Attendance | 21613 | 4470 |
| Home games-Avg/Game | 12-1801 | 7-639 |
| Neutral site-Avg/Game | - | 4-705 |

Team Results

| Date | Opponent | Score | Att. |
|------------|--------------------|-----------|------|
| 11/25/2020 | vs Mississippi St. | W 53-42 | 0 |
| 11/26/2020 | vs Purdue | W 81-70 | 0 |
| 12/02/2020 | South Carolina St. | W 75-38 | 1345 |
| 12/09/2020 | Maryland | W 67-51 | 1876 |
| 12/12/2020 | vs Alabama | W 64-56 | 0 |
| 12/15/2020 | at Virginia Tech | L 60-66 | 250 |
| 12/21/2020 | Morehead St. | W 66-51 | 1508 |
| 12/29/2020 | Florida St. | W 77-67 | 1876 |
| 01/02/2021 | at Miami (FL) | W 66-65 | 0 |
| 01/05/2021 | NC State | Wot 74-70 | 1876 |
| 01/16/2021 | Virginia | L 50-85 | 1876 |
| 01/20/2021 | at Georgia Tech | L 65-83 | 1200 |
| 01/23/2021 | at Florida St. | L 61-80 | 2950 |
| 01/27/2021 | Louisville | W 54-50 | 1876 |
| 01/30/2021 | at Duke | L 53-79 | 0 |
| 02/02/2021 | North Carolina | W 63-50 | 1876 |
| 02/06/2021 | Syracuse | W 78-61 | 1876 |
| 02/12/2021 | Georgia Tech | W 74-72 | 1876 |
| 02/24/2021 | at Wake Forest | W 60-39 | 70 |
| 02/27/2021 | Miami (FL) | W 66-58 | 1876 |
| 03/03/2021 | at Syracuse | L 54-64 | 0 |
| 03/06/2021 | Pittsburgh | W 77-62 | 1876 |
| 03/10/2021 | vs Miami (FL) | L 64-67 | 2820 |

ACC STATISTICS



2020-21 Clemson Men's Basketball Combined Team Statistics In Conference games

Page 1/1
as of Mar 11, 2021

Game Records

| Record | Overall | Home | Away | Neutral |
|----------------|---------|------|------|---------|
| ALL GAMES | 10-6 | 8-1 | 2-5 | 0-0 |
| CONFERENCE | 10-6 | 8-1 | 2-5 | 0-0 |
| NON-CONFERENCE | 0-0 | 0-0 | 0-0 | 0-0 |

Score by Periods

| Team | 1st | 2nd | OT | TOT |
|-----------|-----|-----|----|------|
| Clemson | 460 | 560 | 12 | 1032 |
| Opponents | 497 | 546 | 8 | 1051 |

Team Box Score

| No. | Player | GP-GS | MIN | AVG | Total | | 3-Point | | F-Throw | | Rebounds | | | | PF | DQ | A | TO | BLK | STL | PTS | AVG |
|-----------|--------------------------|-------|--------|------|---------|-------|---------|------|---------|-------|----------|-----|-----|------|-----|----|-----|-----|-----|-----|------|------|
| | | | | | FG-FGA | FG% | 3FG-FGA | 3FG% | FT-FTA | FT% | OFF | DEF | TOT | AVG | | | | | | | | |
| 25 | SIMMS, Aamir | 16-16 | 506:07 | 31.6 | 85-160 | .531 | 15-39 | .385 | 35-42 | .833 | 41 | 64 | 105 | 6.6 | 46 | 0 | 46 | 35 | 14 | 11 | 220 | 13.8 |
| 2 | DAWES, Al-Amir | 16-9 | 406:39 | 25.4 | 50-118 | .424 | 33-76 | .434 | 10-15 | .667 | 4 | 30 | 34 | 2.1 | 16 | 0 | 25 | 27 | 2 | 11 | 143 | 8.9 |
| 4 | HONOR, Nick | 16-8 | 378:47 | 23.7 | 42-111 | .378 | 25-67 | .373 | 16-21 | .762 | 7 | 18 | 25 | 1.6 | 21 | 0 | 39 | 16 | 1 | 17 | 125 | 7.8 |
| 0 | TRAPP, Clyde | 16-16 | 489:44 | 30.6 | 44-115 | .383 | 15-43 | .349 | 14-26 | .538 | 6 | 87 | 93 | 5.8 | 25 | 0 | 43 | 29 | 7 | 9 | 117 | 7.3 |
| 5 | TYSON, Hunter | 12-8 | 193:47 | 16.1 | 28-64 | .438 | 10-32 | .313 | 18-23 | .783 | 8 | 39 | 47 | 3.9 | 20 | 0 | 4 | 11 | 4 | 5 | 84 | 7.0 |
| 12 | HEMENWAY, Alex | 16-9 | 258:24 | 16.2 | 26-64 | .406 | 18-46 | .391 | 8-10 | .800 | 0 | 20 | 20 | 1.3 | 28 | 0 | 8 | 12 | 2 | 6 | 78 | 4.9 |
| 1 | BAEHRE, Jonathan | 16-8 | 269:29 | 16.8 | 22-58 | .379 | 4-19 | .211 | 21-24 | .875 | 15 | 37 | 52 | 3.3 | 23 | 1 | 9 | 12 | 9 | 5 | 69 | 4.3 |
| 15 | NEWMAN III, John | 14-5 | 201:26 | 14.4 | 19-53 | .358 | 5-18 | .278 | 12-13 | .923 | 7 | 23 | 30 | 2.1 | 16 | 0 | 15 | 14 | 1 | 5 | 55 | 3.9 |
| 24 | HALL, PJ | 14-0 | 134:50 | 9.6 | 19-42 | .452 | 1-11 | .091 | 9-12 | .750 | 9 | 15 | 24 | 1.7 | 20 | 0 | 2 | 6 | 4 | 1 | 48 | 3.4 |
| 3 | HUNTER, Chase | 16-1 | 222:02 | 13.9 | 23-60 | .383 | 5-29 | .172 | 2-4 | .500 | 5 | 14 | 19 | 1.2 | 19 | 0 | 15 | 15 | 1 | 6 | 53 | 3.3 |
| 10 | PROSPER, Olivier-Maxence | 15-0 | 148:52 | 9.9 | 11-31 | .355 | 2-10 | .200 | 12-15 | .800 | 11 | 15 | 26 | 1.7 | 13 | 0 | 3 | 4 | 0 | 3 | 36 | 2.4 |
| 22 | KIDD, Lynn | 3-0 | 11:12 | 3.7 | 1-1 | 1.000 | 0-0 | .000 | 2-2 | 1.000 | 0 | 3 | 3 | 1.0 | 1 | 0 | 0 | 0 | 0 | 0 | 4 | 1.3 |
| 21 | HOAG, Wells | 1-0 | 01:14 | 1.2 | 0-0 | .000 | 0-0 | .000 | 0-0 | .000 | 0 | 0 | 0 | 0.0 | 0 | 0 | 0 | 0 | 0 | 0 | 0 | 0.0 |
| 20 | MCBRIDE, O'Neil | 1-0 | 01:14 | 1.2 | 0-0 | .000 | 0-0 | .000 | 0-0 | .000 | 0 | 0 | 0 | 0.0 | 0 | 0 | 0 | 0 | 0 | 0 | 0 | 0.0 |
| 11 | FOX, Parker | 1-0 | 01:14 | 1.2 | 0-0 | .000 | 0-0 | .000 | 0-0 | .000 | 0 | 0 | 0 | 0.0 | 0 | 0 | 0 | 0 | 0 | 0 | 0 | 0.0 |
| Team | | | | | | | | | | | 20 | 22 | 42 | | | | | 13 | | | | |
| Total | | 16 | 3225 | | 370-877 | .422 | 133-390 | .341 | 159-207 | .768 | 133 | 387 | 520 | 32.5 | 248 | 1 | 209 | 194 | 45 | 79 | 1032 | 64.5 |
| Opponents | | 16 | 3225 | | 366-848 | .432 | 130-365 | .356 | 189-258 | .733 | 129 | 393 | 522 | 32.6 | 238 | 1 | 198 | 194 | 47 | 101 | 1051 | 65.7 |

Team Statistics

| | CLEM | OPP |
|------------------------|----------------|----------------|
| Scoring | 1032 | 1051 |
| Points per game | 64.5 | 65.7 |
| Scoring margin | -1.2 | - |
| Field goals-att | 370-877 | 366-848 |
| Field goal pct | .422 | .432 |
| 3 point fg-att | 133-390 | 130-365 |
| 3-point FG pct | .341 | .356 |
| 3-pt FG made per game | 8.3 | 8.1 |
| Free throws-att | 159-207 | 189-258 |
| Free throw pct | .768 | .733 |
| F-Throws made per game | 9.9 | 11.8 |
| Rebounds | 520 | 522 |
| Rebounds per game | 32.5 | 32.6 |
| Rebounding margin | -0.1 | - |
| Assists | 209 | 198 |
| Assists per game | 13.1 | 12.4 |
| Turnovers | 194 | 194 |
| Turnovers per game | 12.1 | 12.1 |
| Turnover margin | 0.0 | - |
| Assist/turnover ratio | 1.1 | 1.0 |
| Steals | 79 | 101 |
| Steals per game | 4.9 | 6.3 |
| Blocks | 45 | 47 |
| Blocks per game | 2.8 | 2.9 |
| Winning streak | 1 | - |
| Home win streak | 6 | - |
| Attendance | 16884 | 4470 |
| Home games-Avg/Game | 9-1876 | 7-639 |
| Neutral site-Avg/Game | - | 0-0 |

Team Results

| Date | Opponent | | Score | Att. |
|------------|------------------|-----|-------|------|
| 12/15/2020 | at Virginia Tech | L | 60-66 | 250 |
| 12/29/2020 | Florida St. | W | 77-67 | 1876 |
| 01/02/2021 | at Miami (FL) | W | 66-65 | 0 |
| 01/05/2021 | NC State | Wot | 74-70 | 1876 |
| 01/16/2021 | Virginia | L | 50-85 | 1876 |
| 01/20/2021 | at Georgia Tech | L | 65-83 | 1200 |
| 01/23/2021 | at Florida St. | L | 61-80 | 2950 |
| 01/27/2021 | Louisville | W | 54-50 | 1876 |
| 01/30/2021 | at Duke | L | 53-79 | 0 |
| 02/02/2021 | North Carolina | W | 63-50 | 1876 |
| 02/06/2021 | Syracuse | W | 78-61 | 1876 |
| 02/12/2021 | Georgia Tech | W | 74-72 | 1876 |
| 02/24/2021 | at Wake Forest | W | 60-39 | 70 |
| 02/27/2021 | Miami (FL) | W | 66-58 | 1876 |
| 03/03/2021 | at Syracuse | L | 54-64 | 0 |
| 03/06/2021 | Pittsburgh | W | 77-62 | 1876 |

NCAA TOURNAMENT RECORDS

INDIVIDUAL RECORDS

| Category | Clemson | Opponents |
|-----------------------------|--|--|
| Points: | 31 by Gabe DeVoe vs. Kansas, 3-23-2018 | 36 by Bobby Jackson of Minnesota, 3-20-1997 |
| Field Goals: | 10 by Billy Williams vs Brigham Young, 3-8-1980 by Elden Campbell vs. Saint Mary's, 3-16-1989 by Elden Campbell vs. Arizona, 3-8-1989 by Jerai Grant vs. UAB, 3-15-2011 by Gabe DeVoe vs. New Mexico State, 3-16-2018 by Gabe DeVoe vs. Kansas, 3-23-2018 | 12 by Lionel Simmons of La Salle, 3-17-1990 |
| Field Goal Attempts: | 19 by Billy Williams vs. Brigham Young, 3-8-1980 by Billy Williams vs. UCLA, 3-15-1980 | 23 by Roshod Johnson of Western Michigan, 3-13-1998 |
| Field Goal % (min. 8 att.): | .875 by Harold Jamison (7-8) vs. Western Michigan, 3-13-1998 | .833 by Alan Taylor (10-12) of Brigham Young, 3-8-1980 |
| 3-Point Goals: | 6 by Gabe DeVoe vs. Auburn, 3-18-18 | 8 by Roshod Johnson of Western Michigan, 3-13-1998 |
| 3-Point Attempts: | 11 by K.C. Rivers vs. Villanova, 3-21-2008 | 15 by Roshod Johnson of Western Michigan, 3-13-1998 |
| Free Throws: | 10 by Dale Davis vs. La Salle, 3-17-1990 by Mohamed Woni vs. Minnesota, 3-20-1997 | 12 by Bobby Jackson of Minnesota, 3-20-1997 |
| Free Throw Attempts: | 14 by Dale Davis vs. La Salle, 3-17-1990 | 13 by Bobby Jackson of Minnesota, 3-20-1997 |
| Free Throw Perfection: | 10-10 by Mohamed Woni vs. Minnesota, 3-20-1997 | 8-8 by Mike Sanders of UCLA, 3-15-1980 |
| Rebounds: | 17 by Dale Davis vs. La Salle (3-17-1990), Connecticut, (3-22-1990) | 15 by Scott Burrell of Connecticut, 3-22-1990 |
| Offensive Rebounds: | 8 by Tom Wideman vs. Tulsa, 3-16-1997 | 6 by Erick Newman of Saint Mary's, 3-16-1989 by Scott Burrell of Connecticut, 3-22-1990 |
| Assists: | 8 by Billy Williams vs. Brigham Young, 3-8-1980 | 8 by Mike Brooks of Lamar, 3-12-1980 |
| Blocked Shots: | 4 by Elden Campbell vs. Saint Mary's, 3-16-1989 | 4 by Anthony Cook of Arizona, 3-8-1989 |
| Steals: | 4 by Terrell McIntyre vs. Western Michigan, 3-13-1998 by Tanner Smith vs. UAB, 3-15-2011 | 4 by Jason Kimbrough of Western Michigan, 3-13-1998 |
| Minutes: | 42 by Merl Code vs. Minnesota, 3-20-1997 by Terrell McIntyre vs. Minnesota, 3-20-1997 | 49 by Bobby Jackson of Minnesota, 3-20-1997 |

TEAM RECORDS

| Category | Clemson | Opponents |
|----------------------|--|--|
| Points: | 84 vs. Minnesota, 3-20-1997 vs. Auburn, 3-18-18 | 94 by Arizona, 3-8-1989 |
| Field Goals: | 33 vs. New Mexico State, 3-16-18 | 33 by Arizona, 3-8-1989 |
| Field Goal Attempts: | 67 vs. UCLA, 3-15-1980 | 73 by La Salle, 3-17-1990 |
| Field Goal %: | .604 vs. Saint Mary's (32-53), 3-16-1989 | .556 by UCLA (30-54), 3-15-1980 |
| 3-Point Goals: | 12 vs. Missouri, 3-19-2010 | 12 by UAB, 3-15-2011 |
| 3-Point Attempts: | 33 vs. Villanova, 3-21-2008 | 35 by La Salle, 3-17-1990 |
| Free Throws: | 28 vs. Tulsa, 3-16-1997 | 34 by Minnesota, 3-20-1997 |
| Free Throw Attempts: | 38 vs. Tulsa, 3-16-1997 | 45 by Minnesota, 3-20-1997 |
| Free Throw %: | .857 vs. Michigan, 3-19-2009 | .778 by Lamar (14-18), 1980 |
| Rebounds: | 55 vs. La Salle, 3-17-1990 | 40 by UCLA, 3-15-1980 |
| Offensive Rebounds: | 23 vs. Tulsa, 3-16-1997 | 16 by Connecticut, 3-22-1990 |
| Assists: | 19 vs. UCLA, 3-15-1980 vs. Auburn, 3-18-18 | 17 by UCLA, 3-15-1980 |
| Turnovers: | 23 vs. Lamar, 3-12-1980 | 20 by Utah State, 3-6-1980 |
| Blocked Shots: | 12 vs. Saint Mary's, 3-16-1989 | 7 by Arizona, 3-8-1989 |
| Steals: | 10 vs. UAB, 3-15-2011 | 11 by La Salle, 3-17-1990 by Minnesota, 3-20-1997 |

CLEMSON'S NCAA TOURNAMENT HISTORY — GAME BY GAME (11-12)

| Year | Site | Regional | Seed | Opponent | W L | Score | Clemson's Top Players |
|------|-----------------------|-------------------|------|--------------------------|-----|---------|---|
| 1980 | Ogden, Utah | West | 6 | Utah State | W | 76-73 | Williams 22 pts, Gilliams 14 pts, Nance 13 pts |
| | Ogden, Utah | West | 6 | Brigham Young | W | 71-66 | Williams 16 pts, Nance 16 pts, 11 reb |
| | Tucson, Ariz. | West | 6 | Lamar | W | 74-66 | Nance 16 pts, Campbell 15 pts, 12 reb |
| | Tucson, Ariz. | West | 6 | UCLA | L | 74-85 | Williams 18 pts, Gilliam 13 pts, 9 reb |
| 1987 | Atlanta, Ga. | Southeast | 4 | Southwest Missouri State | L | 59-65 | Grant 16 pts, Brown 14 pts, Middleton 11 pts |
| 1989 | Boise, Idaho | West | 9 | Saint Mary's | W | 83-70 | Campbell 20 pts, Young 19 pts, Davis 18 pts |
| | Boise, Idaho | West | 9 | Arizona | L | 68-94 | Campbell 24 pts, Forrest 21 pts, Cash 13 pts |
| 1990 | Hartford, Conn. | East | 5 | Brigham Young | W | 49-47 | Campbell 15 pts |
| | Hartford, Conn. | East | 5 | La Salle | W | 79-75 | Davis 26 pts & 17 reb, Tyson 17 pts & 11 reb |
| | East Rutherford, N.J. | East | 5 | Connecticut | L | 70-71 | Davis 15 pts & 17 reb, Campbell 15 pts & 8 reb |
| 1996 | Albuquerque, N.M. | West | 9 | Georgia | L | 74-81 | Buckner 20 pts, Jurkunas 19 pts |
| 1997 | Kansas City, Mo. | Midwest | 4 | Miami (Ohio) | W | 68-56 | Buckner 22 pts & 9 reb, Code 12 pts, Iturbe 7 reb |
| | Kansas City, Mo. | Midwest | 4 | Tulsa | W | 65-59 | McIntyre 16 pts, Code 15 pts, Wideman 11 reb |
| | San Antonio, Texas | Midwest | 4 | Minnesota | L | 84-90^^ | Buckner 22 pts, McIntyre 17 pts, Woni 12 pts & 10-10 FTs |
| 1998 | Chicago, Ill. | Midwest | 6 | Western Michigan | L | 72-75 | Jamison 14 pts & 10 rebs, McIntyre 10 pts, 7 asts, 6 rebs |
| 2008 | Tampa, Fla. | Midwest | 5 | Villanova | L | 69-75 | Rivers 15 pts, Stitt 14 pts (4-4 on 3-pt goals) |
| 2009 | Kansas City, Mo. | South | 7 | Michigan | L | 59-62 | Booker 18 pts & 11 rebs; Rivers 13 pts & 9 rebs |
| 2010 | Buffalo, N.Y. | East | 7 | Missouri | L | 78-86 | Stitt 21 pts, Young 19 pts (combined 9-13 on 3-pt goals) |
| 2011 | Dayton, Ohio | East (First Four) | 12 | UAB | W | 70-52 | Grant 22 pts, 7 rebs |
| | Tampa, Fla. | East | 12 | West Virginia | L | 76-84 | Young 22 pts, Stitt 16 pts |
| 2018 | San Diego, Calif. | Midwest | 5 | New Mexico State | W | 79-68 | Mitchell 23 pts, DeVoe 22 pts |
| | San Diego, Calif. | Midwest | 5 | Auburn | W | 84-53 | DeVoe 22 pts, Thomas 18 pts |
| | Omaha, Neb. | Midwest | 5 | Kansas | L | 76-80 | DeVoe 31 pts, 9 rebs; Reed 13 pts; Mitchell 12 pts |

^ - overtime; Note: 1990 games vacated.

NCAA TOURNAMENT RECORDS

| Name | Trn | GP | FG-A | Pct | 3Pt-A | Pct | FT-A | Pct | Reb | PF | A-T | B-S | Min | Pts | Avg |
|-------------------|-----|----|-------|-------|-------|-------|-------|-------|-----|----|-------|------|-----|-----|------|
| Zavier Anderson | 1 | 2 | 0-1 | .000 | 0-0 | .000 | 0-0 | .000 | 5 | 4 | 1-6 | 0-2 | 20 | 0 | 0.0 |
| Catalin Baciu | 1 | 1 | 0-0 | .000 | 0-0 | .000 | 0-0 | .000 | 0 | 0 | 0-0 | 0-0 | 1 | 0 | 0.0 |
| Jonah Baize | 1 | 1 | 0-0 | .000 | 0-0 | .000 | 0-0 | .000 | 0 | 0 | 0-0 | 0-0 | 1 | 0 | 0.0 |
| Devin Booker | 2 | 3 | 9-19 | .474 | 1-3 | .333 | 6-8 | .750 | 19 | 7 | 5-5 | 2-0 | 70 | 25 | 8.3 |
| Trevor Booker | 3 | 3 | 14-24 | .583 | 0-0 | .000 | 7-15 | .467 | 26 | 9 | 7-5 | 3-5 | 87 | 35 | 11.7 |
| Colby Brown | 2 | 4 | 0-2 | .000 | 0-0 | .000 | 1-2 | .500 | 2 | 0 | 0-1 | 1-0 | 14 | 1 | 0.3 |
| Michael Brown | 1 | 1 | 6-7 | .857 | 2-3 | .667 | 0-0 | .000 | 1 | 3 | 1-0 | 2-0 | 20 | 14 | 14.0 |
| Wayne Buckingham | 1 | 3 | 3-8 | .375 | 0-0 | .000 | 1-4 | .250 | 6 | 2 | 0-4 | 0-0 | 24 | 7 | 2.3 |
| Greg Buckner | 3 | 5 | 31-61 | .510 | 2-7 | .286 | 18-28 | .642 | 25 | 13 | 14-5 | 1-1 | 160 | 72 | 14.4 |
| Elden Campbell | 3 | 6 | 36-64 | .562 | 1-2 | .500 | 14-21 | .667 | 36 | 21 | 1-18 | 14-4 | 170 | 87 | 14.5 |
| John Campbell | 1 | 4 | 14-23 | .608 | | | 4-12 | .333 | 28 | 13 | 4-9 | 1-1 | 94 | 32 | 8.0 |
| Marion Cash | 2 | 5 | 15-38 | .395 | 4-8 | .500 | 18-27 | .667 | 21 | 16 | 23-19 | 0-3 | 168 | 52 | 10.4 |
| Brian Chester | 1 | 1 | 0-0 | .000 | 0-0 | .000 | 0-0 | .000 | 0 | 0 | 0-0 | 0-0 | 0 | 0 | 0.0 |
| Tony Christie | 3 | 5 | 11-25 | .440 | 4-11 | .363 | 6-11 | .554 | 4 | 10 | 3-9 | 1-2 | 91 | 32 | 6.4 |
| Merl Code | 1 | 3 | 7-30 | .233 | 4-19 | .211 | 19-23 | .830 | 11 | 7 | 4-3 | 1-1 | 100 | 37 | 12.3 |
| Bobby Conrad | 1 | 4 | 6-16 | .375 | | | 10-15 | .667 | 7 | 16 | 15-10 | 0-4 | 103 | 22 | 5.5 |
| Dale Davis | 2 | 5 | 23-36 | .638 | 0-0 | .000 | 17-26 | .654 | 57 | 10 | 2-9 | 7-6 | 169 | 63 | 12.6 |
| Gabe DeVoe | 1 | 3 | 28-45 | .622 | 11-23 | .478 | 8-9 | .889 | 15 | 5 | 10-8 | 0-4 | 102 | 75 | 25.0 |
| Chris Dodds | 1 | 4 | 12-23 | .521 | | | 5-8 | .625 | 6 | 4 | 11-12 | 3-1 | 83 | 29 | 7.3 |
| Mark Donnal | 1 | 3 | 4-10 | .400 | 1-5 | .200 | 0-0 | .000 | 1 | 7 | 2-3 | 0-0 | 32 | 9 | 3.0 |
| Isaac Fields | 1 | 1 | 0-0 | .000 | 0-0 | .000 | 0-0 | .000 | 0 | 0 | 0-0 | 0-0 | 2 | 0 | 0.0 |
| Derrick Forrest | 2 | 5 | 24-48 | .500 | 4-14 | .286 | 6-9 | .667 | 25 | 12 | 15-14 | 4-7 | 152 | 58 | 11.6 |
| Fred Gilliam | 1 | 4 | 18-32 | .563 | | | 5-6 | .833 | 20 | 7 | 7-4 | 0-0 | 98 | 41 | 10.3 |
| Horace Grant | 1 | 1 | 7-11 | .636 | 0-0 | .000 | 2-3 | .667 | 7 | 3 | 2-6 | 0-3 | 40 | 16 | 16.0 |
| Jeral Grant | 3 | 4 | 20-37 | .541 | 0-0 | .000 | 9-12 | .750 | 24 | 6 | 4-4 | 4-1 | 106 | 49 | 12.3 |
| Cliff Hammonds | 1 | 1 | 4-10 | .400 | 0-6 | .000 | 0-0 | .000 | 7 | 2 | 2-0 | 0-2 | 32 | 8 | 8.0 |
| Bill Harder | 2 | 2 | 1-3 | .333 | 1-2 | .500 | 0-0 | .000 | 3 | 1 | 0-0 | 0-0 | 15 | 6 | 3.0 |
| Jeff Holstein | 1 | 1 | 0-0 | .000 | | | 0-0 | .000 | 0 | 0 | 0-0 | 0-0 | 1 | 0 | 0.0 |
| Kirkland Howling | 2 | 5 | 4-18 | .222 | 3-15 | .200 | 3-5 | .600 | 5 | 5 | 1-3 | 0-0 | 55 | 14 | 2.8 |
| Iker Iturbe | 2 | 4 | 11-29 | .380 | 2-6 | .333 | 8-16 | .500 | 23 | 11 | 9-10 | 0-5 | 92 | 32 | 8.0 |
| Harold Jamison | 3 | 5 | 12-21 | .571 | 0-0 | .000 | 2-7 | .286 | 32 | 13 | 5-9 | 5-2 | 117 | 26 | 5.2 |
| Anthony Jenkins | 1 | 1 | 0-2 | .000 | 0-1 | .000 | 0-0 | .000 | 2 | 0 | 2-1 | 0-1 | 10 | 0 | 0.0 |
| Milton Jennings | 2 | 3 | 4-11 | .364 | 1-5 | .200 | 7-8 | .875 | 7 | 6 | 5-3 | 0-0 | 41 | 16 | 5.3 |
| Danny Johnson | 1 | 1 | 2-3 | .667 | 2-3 | .667 | 0-0 | .000 | 0 | 1 | 0-0 | 0-0 | 5 | 6 | 6.0 |
| Noel Johnson | 1 | 1 | 2-5 | .400 | 2-4 | .500 | 0-0 | .000 | 0 | 2 | 0-1 | 0-0 | 15 | 6 | 6.0 |
| Ricky Jones | 2 | 4 | 3-7 | .428 | | | 1-3 | .333 | 4 | 2 | 3-3 | 1-0 | 31 | 7 | 1.8 |
| Andrius Jurkunas | 2 | 4 | 7-14 | .500 | 5-10 | .500 | 1-2 | .500 | 7 | 6 | 0-3 | 1-1 | 43 | 20 | 5.0 |
| Tim Kincaid | 1 | 2 | 0-5 | .000 | | | 1-2 | .500 | 1 | 3 | 3-4 | 1-2 | 19 | 1 | 0.5 |
| Shawn Lastinger | 1 | 2 | 1-3 | .333 | 1-2 | .500 | 0-0 | .000 | 1 | 1 | 1-0 | 0-0 | 6 | 3 | 3.0 |
| Grayson Marshall | 1 | 1 | 1-2 | .500 | 1-1 | 1.00 | 0-0 | .000 | 2 | 2 | 5-4 | 0-0 | 37 | 3 | 3.0 |
| James Mays | 1 | 1 | 1-2 | .500 | 0-0 | .000 | 2-6 | .333 | 3 | 5 | 1-3 | 0-1 | 30 | 4 | 4.0 |
| Terrell McIntyre | 3 | 5 | 23-53 | .444 | 6-18 | .333 | 11-11 | 1.00 | 11 | 12 | 17-11 | 1-10 | 190 | 63 | 12.6 |
| Larry Middleton | 1 | 1 | 4-8 | .500 | 0-2 | .000 | 3-3 | 1.00 | 3 | 5 | 4-1 | 0-1 | 27 | 11 | 11.0 |
| Johnny Miller | 1 | 1 | 4-10 | .400 | 2-6 | .333 | 0-0 | .000 | 3 | 2 | 2-1 | 0-1 | 23 | 10 | 10.0 |
| Shelton Mitchell | 1 | 3 | 13-32 | .406 | 4-10 | .400 | 15-17 | .882 | 10 | 3 | 13-4 | 0-2 | 102 | 45 | 15.0 |
| Larry Nance | 1 | 4 | 23-48 | .479 | | | 12-20 | .600 | 37 | 13 | 8-13 | 3-2 | 126 | 58 | 14.5 |
| Bryan Narcisse | 2 | 3 | 1-3 | .333 | 0-1 | .000 | 0-0 | .000 | 3 | 6 | 1-0 | 0-1 | 17 | 2 | 0.7 |
| Anthony Oliver II | 1 | 3 | 2-7 | .286 | 2-7 | .286 | 0-0 | .000 | 7 | 1 | 1-0 | 0-2 | 28 | 6 | 2.0 |
| Terrence Oglesby | 2 | 2 | 2-19 | .105 | 2-15 | .133 | 8-8 | 1.000 | 4 | 5 | 2-5 | 0-1 | 32 | 14 | 7.0 |
| Sam Perry | 1 | 1 | 1-4 | .250 | 0-0 | .000 | 0-0 | .000 | 2 | 3 | 0-1 | 0-0 | 15 | 2 | 2.0 |
| David Potter | 3 | 3 | 4-17 | .235 | 2-9 | .222 | 2-3 | .667 | 6 | 10 | 2-3 | 0-0 | 53 | 12 | 4.0 |
| Jerry Pryor | 2 | 3 | 4-10 | .400 | | | 0-1 | .000 | 6 | 2 | 2-1 | 1-0 | 47 | 8 | 2.7 |
| Marcquise Reed | 1 | 3 | 19-46 | .413 | 2-10 | .200 | 4-5 | .800 | 18 | 9 | 6-7 | 0-4 | 102 | 44 | 14.7 |
| K.C. Rivers | 2 | 2 | 9-28 | .321 | 4-16 | .250 | 6-6 | 1.000 | 13 | 4 | 4-3 | 2-4 | 59 | 28 | 14.0 |
| Bill Ross | 1 | 4 | 2-3 | .667 | | | 0-0 | .000 | 2 | 0 | 0-0 | 0-0 | 13 | 4 | 1.0 |
| Aamir Simms | 1 | 3 | 6-8 | .750 | 2-2 | 1.000 | 0-0 | .000 | 9 | 3 | 2-0 | 3-1 | 61 | 14 | 4.7 |
| David Skara | 1 | 3 | 6-10 | .600 | 0-1 | .000 | 3-8 | .375 | 14 | 10 | 1-2 | 3-2 | 60 | 15 | 5.0 |
| Tanner Smith | 3 | 4 | 6-23 | .261 | 0-6 | .000 | 5-6 | .833 | 13 | 9 | 8-7 | 0-6 | 124 | 17 | 4.3 |
| Scott Spencer | 1 | 1 | 0-1 | .000 | 0-1 | .000 | 0-0 | .000 | 2 | 2 | 0-0 | 0-0 | 10 | 0 | 0.0 |
| Cory Stanton | 1 | 2 | 2-2 | 1.000 | 0-0 | .000 | 0-0 | .000 | 0 | 1 | 3-0 | 0-0 | 13 | 4 | 2.0 |
| Demontez Stitt | 4 | 5 | 21-48 | .438 | 9-19 | .474 | 9-11 | .818 | 14 | 14 | 16-17 | 3-4 | 144 | 60 | 12.0 |
| Raymond Sykes | 2 | 2 | 6-8 | .750 | 0-0 | .000 | 0-0 | .000 | 6 | 3 | 0-0 | 2-0 | 30 | 12 | 6.0 |
| Michael Tait | 1 | 1 | 2-6 | .333 | 2-4 | .500 | 0-0 | .000 | 3 | 3 | 2-1 | 0-0 | 26 | 6 | 6.0 |
| Elijah Thomas | 1 | 3 | 11-24 | .458 | 0-0 | .000 | 6-10 | .600 | 29 | 9 | 6-2 | 8-1 | 84 | 28 | 9.3 |
| Clyde Trapp | 1 | 2 | 0-1 | .000 | 0-1 | .000 | 0-0 | .000 | 0 | 3 | 0-0 | 0-0 | 13 | 0 | 0.0 |
| Sean Tyson | 1 | 3 | 13-25 | .520 | | | 2-8 | .250 | 18 | 1 | 7-5 | 0-4 | 63 | 28 | 9.3 |
| Vincent Whitt | 2 | 4 | 2-7 | .286 | 0-0 | .000 | 1-3 | .333 | 9 | 8 | 2-1 | 0-0 | 38 | 5 | 1.3 |
| Tom Wideman | 3 | 5 | 10-18 | .556 | 0-0 | .000 | 6-12 | .500 | 31 | 13 | 10-7 | 1-2 | 101 | 26 | 5.2 |
| Malik Williams | 1 | 1 | 1-1 | 1.000 | 0-0 | .000 | 1-2 | .500 | 1 | 0 | 0-0 | 0-0 | 2 | 3 | 3.0 |
| Billy Williams | 1 | 4 | 31-67 | .462 | | | 14-18 | .778 | 15 | 10 | 16-14 | 1-4 | 142 | 76 | 19.0 |
| Mitchell Wiggins | 1 | 4 | 8-17 | .470 | | | 0-4 | .000 | 8 | 8 | 1-1 | 0-0 | 56 | 16 | 4.0 |
| Mohamed Woni | 2 | 4 | 4-9 | .444 | 0-0 | .000 | 10-10 | 1.00 | 12 | 6 | 1-9 | 1-0 | 74 | 18 | 4.5 |
| Horace Wyatt | 1 | 4 | 8-18 | .444 | | | 1-4 | .250 | 18 | 12 | 6-6 | 0-1 | 90 | 17 | 4.3 |
| Andre Young | 3 | 4 | 17-35 | .486 | 14-28 | .500 | 10-10 | 1.000 | 7 | 5 | 8-3 | 0-6 | 114 | 58 | 14.5 |
| David Young | 2 | 5 | 10-22 | .454 | 6-15 | .300 | 2-2 | 1.00 | 7 | 8 | 12-10 | 2-2 | 95 | 28 | 5.6 |

CLEMSON'S NCAA TOURNAMENT STATISTICAL LEADERS

| POINTS | | | FIELD GOALS | | | FREE THROW PERCENTAGE | | | STEALS | | |
|------------------|----|------|-------------------|--|------|-----------------------|-------|-------|------------------|--|------|
| Player | | Pts | Player | | FGs | Player | FT-A | Pct | Player | | Stls |
| Elden Campbell | | 87 | Elden Campbell | | 36 | Terrell McIntyre | 11-11 | 1.000 | Terrell McIntyre | | 10 |
| Billy Williams | | 76 | Billy Williams | | 31 | Mohamed Woni | 10-10 | 1.000 | Derrick Forrest | | 7 |
| Gabe DeVoe | | 75 | Greg Buckner | | 31 | Andre Young | 10-10 | 1.000 | Dale Davis | | 6 |
| Greg Buckner | | 72 | Gabe DeVoe | | 28 | Terrence Oglesby | 8-8 | 1.000 | Tanner Smith | | 6 |
| Terrell McIntyre | | 63 | | | | | | | Andre Young | | 6 |
| Dale Davis | | 63 | | | | | | | | | |
| SCORING AVERAGE | | | THREE-POINT GOALS | | | REBOUNDS | | | BLOCKED SHOTS | | |
| Player | GP | PPG | Player | | 3FGs | Player | Rebs | | Player | | Blks |
| Gabe DeVoe | 3 | 25.0 | Andre Young | | 14 | Dale Davis | 57 | | Elden Campbell | | 14 |
| Billy Williams | 4 | 19.0 | Gabe DeVoe | | 11 | Larry Nance | 37 | | Elijah Thomas | | 8 |
| Horace Grant | 1 | 16.0 | Demontez Stitt | | 9 | Elden Campbell | 36 | | Dale Davis | | 7 |
| Shelton Mitchell | 3 | 15.0 | David Young | | 6 | Harold Jamison | 32 | | Harold Jamison | | 5 |
| Marcquise Reed | 3 | 14.7 | Terrell McIntyre | | 6 | | | | | | |
| Elden Campbell | 6 | 14.5 | | | | | | | | | |
| Larry Nance | 4 | 14.5 | | | | | | | | | |
| Andre Young | 4 | 14.5 | | | | | | | | | |
| FREE THROWS | | | ASSISTS | | | MINUTES PLAYED | | | | | |
| Player | | FTs | Player | | Asts | Player | | Mins | | | |
| Merl Code | | 19 | Marion Cash | | 23 | Terrell McIntyre | 17 | 190 | | | |
| Greg Buckner | | 18 | Terrell McIntyre | | 17 | Billy Williams | 16 | 170 | | | |
| Marion Cash | | 18 | Demontez Stitt | | 16 | Dale Davis | | 169 | | | |
| Dale Davis | | 17 | | | | Marion Cash | | 168 | | | |

TV & RADIO ROSTER



#0 CLYDE TRAPP
G • 6-4 • 203 • Sr.
Eastover, S.C.



#1 JONATHAN BAEHRE
F • 6-10 • 214 • Sr.
Wiesbaden, Germany



#2 AL-AMIR DAWES
G • 6-2 • 180 • So.
Newark, N.J.



#3 CHASE HUNTER
G • 6-3.5 • 204 • So.
Atlanta, Ga.



#4 NICK HONOR
G • 5-10 • 205 • RSo.
Orlando, Fla.



#5 HUNTER TYSON
F • 6-8 • 215 • Jr.
Monroe, N.C.



#10 OLIVIER-MAXENCE PROSPER
G/F • 6-8 • 218 • Fr.
Montreal, Quebec, Canada




#11 PARKER FOX
G • 6-7 • 212 • Jr.
Reno, Nev.



#12 ALEX HEMENWAY
F • 6-3.5 • 185 • So.
Newburgh, Ind.



#15 JOHN NEWMAN III
G • 6-5 • 207 • Jr.
Greensboro, N.C.



#20 O'NEIL McBRIDE
F • 6-7 • 207 • So.
Myrtle Beach, S.C.



#21 WELLS HOAG
G • 6-3 • 199 • Jr.
Greenville, S.C.



#22 LYNN KIDD
F/C • 6-10.5 • 235 • Fr.
Gainesville, Fla.



#24 PJ HALL
F/C • 6-10 • 235 • Fr.
Spartanburg, S.C.



#25 AAMIR SIMMS
F • 6-8.5 • 245 • Sr.
Palmyra, Va.



BRAD BROWNELL
Head Coach
11th Season at Clemson



DICK BENDER
Assistant Coach
9th Season at Clemson



ANTONIO REYNOLDS DEAN
Head Coach
4th Season at Clemson



ANTHONY GOINS
Head Coach
2nd Season at Clemson



BRAD CROWE
Sports Medicine
5th Season at Clemson