

# GAME NOTES



29 POSTSEASON APPEARANCES | 4 SWEET SIXTEENS | 1 ELITE EIGHT | 1990 ACC REGULAR SEASON CHAMPIONS



## (RV/RV) CLEMSON (15-5, 9-5 ACC) vs. SYRACUSE (14-8, 8-7 ACC)

WEDNESDAY, MARCH 3 • 5:01 P.M. ET • CARRIER DOME • SYRACUSE, N.Y.



GAME 21

### CLEMSON RECORDS

Overall:	15-5	Won-5
vs. ACC opponents:	9-5	Won-5
Non-Conference regular-season:	6-0	Won-6
Home:	10-1	Won-5
Away:	2-4	Won-1
Neutral:	3-0	Won-3

### 2020-21 SCHEDULE/RESULTS

Date	Opponent	TV	Score/Time (ET)
11/25	vs. Mississippi State <sup>1</sup>	CBS SN	W, 53-42
11/26	vs. Purdue <sup>1</sup>	CBS SN	W, 81-70
12/2	SC State	ACCN	W, 75-38
12/9	Maryland <sup>2</sup>	ESPN2	W, 67-51
12/12	vs. Alabama <sup>3</sup>	ACCNX	W, 64-56
12/15	at Virginia Tech*	ACCN	L, 60-66
12/19	at South Carolina	ESPNU	PPD.
12/21	Morehead State	ACCN	W, 66-51
12/29	No. 18 Florida State*	RSN	W, 77-67
1/2	at Miami*	RSN	W, 66-65
1/5	NC State*	ACCN	^W, 74-70
1/9	at North Carolina*	ESPN	PPD.
1/12	at Syracuse*	ACCN	PPD.
1/16	No. 18 Virginia*	ESPN	L, 50-85
1/20	at Georgia Tech*	RSN	L, 65-83
1/23	at Florida State*	ABC	L, 61-80
1/27	No. 25 Louisville*	RSN	W, 54-50
1/30	at Duke*	ESPN2	L, 53-79
2/2	North Carolina*	ACCN	W, 63-50
2/6	Syracuse*	ACCN	W, 78-61
2/12	Georgia Tech*	ACCN	W, 74-72
2/17	at Notre Dame*	RSN	PPD.
2/21	at Pittsburgh*	ACCN	PPD.
2/24	at Wake Forest*	ACCN	W, 60-39
2/27	Miami*	RSN	W, 66-58
3/3	at Syracuse	ACCN	5 p.m.
3/6	Pittsburgh*	RSN	12 p.m.
3/9-13	New York Life ACC Tournament <sup>4</sup>		

\* - ACC contest, ^ Overtime; Note: Home games in bold; <sup>1</sup>Space Coast Challenge (Melbourne, Fla.); <sup>2</sup>ACC/Big 10 Challenge; <sup>3</sup>Holiday Hoopsgiving (Atlanta, Ga.); <sup>4</sup>ACC Tournament (Greensboro Coliseum, Greensboro, N.C.)

### TABLE OF CONTENTS

Broadcast Sheet	2
Rosters	3
Head Coach Brad Brownell	4
Team Notes	5-10
Player Stats/Notes	11-34
Miscellaneous Stats	35
Superlatives	36-37
Stats/Box Scores	38-44
Radio/Television Roster	45

### CLEMSON SOCIAL MEDIA

Twitter   Instagram	@ClemsonMBB
Facebook	Facebook.com/ClemsonMBB

### ATHLETIC COMMUNICATIONS

SID Contact:	Ben Winterrowd
Cell Phone:	630.862.8828
Email:	winterr@clemson.edu
Secondary Contact:	Meaghan Frazier
Email:	mrfrazier@clemson.edu

### BROADCAST INFORMATION

TV: ACCN (Wes Durham, PxP and Chris Spatola, Analyst)  
 Watch Link: <https://es.pn/3bcNo4F>  
 Live Stats Link: <https://bit.ly/3dVcero>  
 Radio: Clemson Tigers Network (Don Munson/Tim Bourret)  
 Engineer: Ben Milstead  
 Clemson Radio Affiliates: 105.5 The ROAR (Flagship)  
 Sirius/XM/Online: -- / 382 / 972 (Clemson Broadcast)

### SERIES HISTORY

Overall: Clemson leads 7-4  
 In Clemson: Clemson leads 5-1  
 In Littlejohn Coliseum: Clemson leads 5-1  
 In Syracuse: Clemson trails 1-3  
 At neutral sites: Clemson leads 1-0  
 Current streak: Clemson, 3  
 Coach Brownell vs. Syracuse: 5-4

### SETTING THE SCENE BETWEEN THE TIGERS AND ORANGE

- The Clemson Tigers started 9-1 in its first 10 contests for just the 20th time in history. Seven of the nine wins were against Power Five conference opponents, the most of any in those 20 seasons. Previous high was five in 1934-35.
- The contest will be televised on ACCN with Wes Durham and Chris Spatola calling the action, while Don Munson and Tim Bourret will call the action on the radio waves. The radio call will be available on the Clemson Tigers Network and Tunein.com.
- Live stats will be provided on ClemsonTigers.com and Twitter updates will be available on Clemson's official account (@ClemsonMBB).

### CLEMSON BASKETBALL HEADLINES

- Al-Amir Dawes turned in a season-high 19 points on 7-of-9 shooting in a 66-58 win over Miami. Dawes was perfect from three-point range (4-for-4).
- Aamir Simms was named one-of-15 players to the Naismith Defensive Player of the Year Award Watch List. He also made the Top 10 finalists of the Karl Malone Award given to the nation's best power forward.
- Nick Honor scored 12 points against Georgia Tech, including a game-winning 3-pointer with 1.1 seconds remaining to lift Clemson 74-72. The game-winner was the first game-winning three in Littlejohn since Feb. 15, 2012.
- Hunter Tyson received his fourth start of the season against UNC and scored all 16 of his points in the 2nd period, including 11-of-the-last-13 points and the last nine consecutive for Clemson.
- Nick Honor scored a season-high 21 points (8-11 FG; 5-6 3FG) in an overtime win against NC State (Jan. 5).
- "We Too Deep": Clemson will look to use as many as 12 players in most games as it attempts to utilize its depth as one of its main strengths this season. The Tigers' bench has produced 25+ points in 12-of-20 games. Clemson has also had as many as 14 different scorers this season with nine averaging over 4.0 points per game.
- A key word in the program under Brownell is "Sacrifice," and that has certainly been emphasized this season.
- Clemson stopped Alabama on 10-of-its-last-11 possessions and won the Holiday Hoopsgiving tilt with its defense. The Tigers finished on a 10-1 run in the 64-56 victory (Dec. 12).
- Aamir Simms earned Tournament MVP honors after scoring a game-high 24 points (8-13 FG) in the championship game against Purdue (11/26). Nick Honor also received All-Tournament Team recognition.
- Clemson boasted a Top-20 recruiting class in the country for 2020 with the additions of PJ Hall, Olivier-Maxence Prosper and Lynn Kidd. It marked the program's highest recruiting ranking since 2009, according to 247Sports.

### STATISTICAL OUTLOOK

(RV/RV)	Clemson	Ht.	Wt.	Yr.	Hometown	GP/GS	PPG	RPG	APG	MPG
G 0	Clyde Trapp	6-4	203	Sr.	Eastover, S.C.	20/20	7.0	5.6	2.4	28.6
F 1	Jonathan Baehre	6-10	214	Sr.	Wiesbaden, Germany	20/9	4.5	3.4	0.9	17.3
G 2	Al-Amir Dawes	6-2	180	So.	Newark, N.J.	20/14	8.5	2.1	1.7	25.0
G 3	Chase Hunter	6-3.5	204	So.	Atlanta, Ga.	20/4	2.7	1.4	0.9	13.4
G 4	Nick Honor	5-10	205	RSO.	Orlando, Fla.	20/7	9.1	1.3	2.4	23.9
F 5	Hunter Tyson	6-8	215	Jr.	Monroe, N.C.	15/9	6.3	4.0	0.3	15.4
F 10	Olivier-Maxence Prosper	6-8	218	Fr.	Montreal, Quebec, Canada	19/2	2.8	2.1	0.3	10.8
G 11	Parker Fox	6-7	212	Jr.	Reno, Nev.	3/0	1.3	0.3	0.0	1.5
G 12	Alex Hemenway	6-3.5	185	So.	Newburgh, Ind.	20/7	4.6	1.4	0.4	15.2
G 15	John Newman III	6-5	207	Jr.	Greensboro, N.C.	18/8	4.3	2.4	1.3	17.8
F 20	O'Neil McBride	6-7	207	So.	Myrtle Beach, S.C.	3/0	0.7	0.3	0.0	1.5
G 21	Wells Hoag	6-3	199	Jr.	Greenville, S.C.	3/0	0.0	0.0	0.0	1.5
C 22	Lynn Kidd	6-10.5	235	Fr.	Gainesville, Fla.	7/0	1.1	1.0	0.1	4.6
F 24	PJ Hall	6-10	235	Fr.	Spartanburg, S.C.	17/0	4.1	2.1	0.1	10.6
F 25	Aamir Simms	6-8.5	245	Sr.	Palmyra, Va.	20/20	13.6	6.2	2.5	28.9

(--/--)	Syracuse	Ht.	Wt.	Yr.	Hometown	GP/GS	PPG	RPG	APG	MPG
G 11	Joseph Girard III	6-1	195	So.	Glens Falls, N.Y.	22/22	9.7	2.7	3.1	27.9
G 35	Buddy Boeheim	6-6	195	Jr.	Fayetteville, N.Y.	19/19	15.9	2.3	2.8	35.9
F 0	Alan Griffin	6-5	190	Jr.	Ossining, N.Y.	22/21	15.0	6.5	1.8	31.7
F 1	Quincy Guerrier	6-7	220	So.	Montreal, Quebec, Canada	22/22	14.8	8.9	0.9	33.1
F 21	Marek Dolezaj	6-10	201	Sr.	Bratislava, Slovakia	22/22	10.7	5.2	3.2	34.8

# 2020-21 CLEMSON BROADCAST SHEET

0




**CLYDE TRAPP**  
 SR. • G • 6-4 • 203 • EASTOVER, S.C./LOWER RICHLAND  

	MIN	PTS	REB	AST	FG%	3FG%	FT%
20-21	28.6	7.0	5.6	2.4	.397	.311	.583
Career	20.7	5.0	3.1	1.7	.389	.296	.604

**Season Highs:** PTS (15), AST (11), REB (9), FG (6), 3FG (2), FT (6), STL (3), BLK (2)

- » Career-high 11 assists vs. Syracuse (Feb. 6)
- » Tied career bests in FG (6) and blocks (2) in loss at Georgia Tech (Jan. 20).
- » Season-high 15 points and career-high 6 free throws vs. Florida State (Dec. 29)
- » Netted career-high 17 points against Syracuse (Jan. 28, 2020) and scored game-winning basket with less than 3.0 seconds left. Career-high rebounds (9) and assists (6).
- » Tore his ACL on Friday, June 28, 2019 - the day before the team took off for Italy for the 2019 World University Games.

1




**JONATHAN BAEHRE ("BEAR")**  
 SR. • F • 6-10 • 214 • WIESBADEN, GERMANY/WILKINSON COUNTY HS/UNCA  

	MIN	PTS	REB	AST	FG%	3FG%	FT%
20-21	17.3	4.5	3.4	0.9	.395	.250	.852
Career	17.8	5.4	3.7	0.8	.493	.333	.774

**Season Highs:** PTS (11), AST (4), REB (8), FG (4), 3FG (2), STL (3), BLK (2), OREB (4)

- » Scored season-high 11 points in an 81-70 win over Purdue.
- » Had surgery on Jan. 31 to repair a re-torn ACL and was listed as out for the season.
- » Returned from previous ACL injury on Dec. 8 against Florida State.
- » Tore his ACL on Tuesday, May 21 and did not participate in the 2019 World University Games in Italy.
- » Sat out the 2018-19 season due to NCAA transfer eligibility rules (UNC Asheville).

2




**AL-AMIR DAWES**  
 SO. • G • 6-2 • 180 • NEWARK, N.J./THE PATRICK SCHOOL  

	MIN	PTS	REB	AST	FG%	3FG%	FT%
20-21	25.0	8.5	2.1	1.7	.393	.363	.731
Career	28.0	8.8	2.5	2.1	.386	.335	.771

**Season Highs:** PTS (19), REB (5), AST (4), STL (3), FG (7), 3FG (5), FT (4)

- » Season-high 19 points in 66-58 win over Miami (Feb. 27); Season-high 7 made field goals.
- » Tied career best with three steals in win over Hurricanes.
- » Averaged 9.0 points, 2.8 rebounds, 2.5 assists and 1.0 steal per game last season.
- » Career-high 22 points at Boston College (Feb. 22, 2020).
- » Posted 12 double-digit scoring games last season, including seven with 15+ points.
- » Chose Clemson over Providence, Seton Hall, St. John's and UCONN.

3



**CHASE HUNTER**  
 SO. • G • 6-3.5 • 204 • ATLANTA, GA./WESTLAKE HS  

	MIN	PTS	REB	AST	FG%	3FG%	FT%
20-21	13.4	2.7	1.4	0.9	.301	.154	.600
Career	15.3	3.5	1.2	1.1	.331	.224	.619

**Season Highs:** PTS (9), REB (3), AST (2), STL (3), FG (4), FT (2), BLK (1)

- » Totaled a career-best three steals at Florida State (Jan. 23).
- » Suffered a foot fracture that limited him to just nine games last season.
- » Averaged 5.3 points, 1.0 rebound, 1.6 assists and 0.8 steals per contest as a freshman.
- » Came to Clemson as a four-star prospect and No. 98 overall in 247Sports' Top 100.
- » Rated the No. 4 player in the state of Georgia and the No. 14 combo guard in the country.
- » Chose Clemson over Georgia, Virginia, Oklahoma and Michigan State.

4




**NICK HONOR**  
 R-SO. • G • 5-10 • 205 • ORLANDO, FLA./LAKE HIGHLAND HS/FORDHAM  

	MIN	PTS	REB	AST	FG%	3FG%	FT%
20-21	23.9	9.1	1.3	2.4	.427	.398	.739
Career	31.4	12.9	1.9	2.7	.386	.352	.800

**Season Highs:** PTS (21), REB (3), FG (8), 3FG (5), AST (5), STL (4), FT (5)

- » Hit game-winning 3-pointer with 1.1 seconds left to top Georgia Tech (Feb. 12).
- » Scored season-high 21 points (8-11 FG, 5-6 3FG) in OT win vs. NC State (Jan. 5).
- » Named to All-Tournament Team in Space Coast Challenge; 17 pts vs. Purdue. Career-high four steals against the Boilermakers.
- » Ran point guard for Clemson's scout team in 2019-20.
- » Started 32 games at Fordham in 2018-19 and led the team with 15.3 points per game (489 total points) in 36.1 minutes per game. Named to 2018-19 Atlantic 10 All-Rookie Team

5



**HUNTER TYSON**  
 JR. • F • 6-8 • 215 • MONROE, N.C./PIEDMONT HS  

	MIN	PTS	REB	AST	FG%	3FG%	FT%
20-21	15.4	6.3	4.0	0.3	.441	.359	.724
Career	11.8	4.1	2.4	0.4	.398	.306	.709

**Season Highs:** PTS (16), FG (5), 3FG (2), REB (10), BLK (2), FT (4), AST (1), STL (2)

- » Scored season-high 16 points vs. North Carolina (5-11 FG, 2-5 3FG).
- » Returned from a facial injury on Jan. 16 against Virginia. Missed five contests.
- » Scored career-high 21 points in second career start. Finished 9-of-13 from the floor.
- » Owns two 20-point games in his career - both came during 2019-20 season.
- » Posted seven double-digit scoring games last season.
- » First career start came against South Carolina (Dec. 15, 2019).

10




**OLIVIER-MAXENCE PROSPER (Oh-LIV-ee-ay)**  
 FR. • F • 6-8 • 218 • MONTREAL, QUEBEC, CANADA/NBA ACADEMY  

	MIN	PTS	REB	AST	FG%	3FG%	FT%
20-21	10.8	2.8	2.1	0.3	.346	.167	.682
Career	10.8	2.8	2.1	0.3	.346	.167	.682

**Season Highs:** PTS (11), REB (9), OREB (5), AST (1), FG (4), FT (3), BLK (2), STL (1)

- » Scored season-high 11 points (4-7 FG) in first career start vs. SC State (Dec. 2).
- » 247Sports ranked four-star prospect (No. 78 in Top247, No. 13 power forward in the nation). Rivals ranked four-star prospect.
- » Member of NBA Academy Latin America last season in Mexico City
- » No. 3 ranked Canadian in 2020 class by North Pole Hoops.
- » MVP of 2019 Biosteel Canadian All-Star Game.
- » All-Star Team of 2019 NBA Basketball Without Borders.

12




**ALEX HEMENWAY**  
 SO. • G • 6-3.5 • 185 • NEWBURGH, IND./CASTLE HS  

	MIN	PTS	REB	AST	FG%	3FG%	FT%
20-21	15.2	4.6	1.4	0.4	.414	.388	.875
Career	13.9	4.7	1.2	0.4	.450	.429	.889

**Season Highs:** PTS (17), REB (4), FG (6), STL (1), AST (1), 3FG (5), FT (6), BLK (1)

- » Career-high 17 points at Wake Forest (Feb. 24); Career-high 3FG with five against Wake.
- » As it stands, he ranks tied for fifth all-time in 3-point percentage in school history (42.7%).
- » Shot 50.0 percent from the floor and 47.6 percent from 3-point range last season.
- » Proved to be a deadly sniper off the bench for the Tigers. Shot 20-for-42 for long range.
- » Suffered severe high ankle sprain on Nov. 7 and returned Jan. 25 at No. 6/5 Louisville.
- » Chose Clemson over Nebraska, Creighton, DePaul and Belmont.

15



**JOHN NEWMAN III**  
 JR. • G • 6-5 • 207 • GREENSBORO, N.C./GREENSBORO DAY SCHOOL  

	MIN	PTS	REB	AST	FG%	3FG%	FT%
20-21	17.8	4.3	2.4	1.3	.341	.233	.923
Career	20.6	5.3	2.7	1.3	.408	.293	.731

**Season Highs:** PTS (12), REB (7), AST (5), STL (2), FG (6), 3FG (2), BLK (1), OREB (3)

- » Scored season-high 12 points twice this year (vs. Maryland; at Georgia Tech).
- » Set career-highs in games (31), starts (31), points (294), points/game (9.5), rebounds (122), rebounds/game (3.9), assists (68), assists/game (2.2), blocks (15) and steals (31).
- » First career double-double (11 points, 10 rebounds - at Boston College)
- » Posted a career-high 23 points vs. No. 5/5 Louisville (Feb. 15, 2019). Tied career-best seven field goals.
- » Career-high 4 steals vs. South Carolina and repeated that with four against Duke (2019-20)

22




**LYNN KIDD**  
 FR. • C • 6-10.5 • 235 • GAINESVILLE, FLA./IMG ACADEMY  

	MIN	PTS	REB	AST	FG%	3FG%	FT%
20-21	4.6	1.1	1.0	0.1	.333	.000	1.000
Career	4.6	1.1	1.0	0.1	.333	.000	1.000

**Season Highs:** PTS (4), AST (1), FT (2), FG (1), BLK (2), OREB (4)

- » Re-classified to 2020 from the 2021 class. Four-star prospect on 247Sports Composite 2020 rankings.
- » Listed on ESPN's Top 100 list for 2021 (No. 77).
- » Broke out during summer of 2020 playing at the Power 24 in Georgia, playing for the Showtime Ballers. In four games, averaged 13.0 points, 7.3 rebounds and 2.0 blocks.
- » Chose Clemson over Miami, Wake Forest, Auburn and Florida.

24




**PJ HALL**  
 FR. • F • 6-10 • 235 • SPARTANBURG, S.C./DORMAN HS  

	MIN	PTS	REB	AST	FG%	3FG%	FT%
20-21	10.6	4.1	2.1	0.1	.547	.133	.833
Career	10.6	4.1	2.1	0.1	.547	.133	.833

**Season Highs:** PTS (10), REB (7), BLK (1), FG (5), 3FG (1), OREB (3), STL (2)

- » Provided immediate impact in first collegiate game against Miss. St. - scoring 10 points and grabbing seven rebounds off the bench in a 53-42 victory.
- » 2020 No. 1 prospect in the state of South Carolina; ESPN ranked Hall No. 60 in its Top 100.
- » Highest rated prospect of the Brownell Era and fourth all-time at Clemson (247Sports).
- » Averaged 14.8 points and 4.8 rebounds for Upward Stars on the adidas Gauntley in 2019.
- » Sister, Thayer, plays volleyball for the Florida Gators.
- » Chose Clemson over Virginia Tech, Florida, Tennessee, Georgia Tech and South Carolina.

25



**AAMIR SIMMS**  
 SR. • F • 6-8.5 • 245 • PALMYRA, VA./BLUE RIDGE SCHOOL  

	MIN	PTS	REB	AST	FG%	3FG%	FT%
20-21	28.9	13.6	6.2	2.5	.553	.391	.836
Career	25.1	9.1	5.1	1.6	.483	.359	.729

**Season Highs:** PTS (25), REB (11), FG (10), 3FG (2), FT (6), AST (4), STL (2), OREB (5), BLK (4)


- » Karl Malone Award (Top 10 Finalist PF); Naismith Def. Player of the Year Watch List (Top 15).
- » Tied career-high 25 points (incl. GW Shot) on 10-for-14 shooting in 66-65 win at Miami.
- » Earned Space Coast Challenge Tournament MVP; 24 pts vs. Purdue in title game
- » Scored career-high 391 points (13.0 ppg), shot career-best 47.4 percent, including career-high 40.0 percent from three. Earned All-ACC Third-Team honors in 2019-20.
- » Led team in points, rebounds, assists and blocks last season. First player in Clemson history to accomplish that feat.

11



**PARKER FOX**  
 JR. • G/F • 6-7 • 212  
 RENO, NEV.  
 OCOONEE COUNTY HS (GA.)  
 » Scored career-high 4 points vs. SC State (Dec. 2).  
 » Son of California Head Coach Mark Fox

20



**O'NEIL McBRIDE**  
 SO. • F • 6-7 • 207  
 MYRTLE BEACH, S.C.  
 MYRTLE BEACH HS  
 » 2 points, 1 rebound vs. SCST  
 » Appeared in eight games last season and grabbed six rebounds.

21



**WELLS HOAG**  
 JR. • G • 6-3 • 199  
 GREENVILLE, S.C.  
 GREENVILLE HS  
 » Elevated from manager to active roster on Nov. 20, 2019.  
 » Just the fourth student-manager to be promoted in Clemson history.

# ROSTER

## ALPHABETICAL

No	Name	Pos	Hgt	Wgt	Cl.	Exp.	Hometown	Previous School
1	Jonathan Baehre	F	6-10	214	Sr.	TR	Wiesbaden, Germany	Wilkinson County HS/UNCA
2	Al-Amir Dawes	G	6-2	180	So.	1VL	Newark, N.J.	The Patrick School
11	Parker Fox	G	6-7	212	Jr.	2VL	Reno, Nev.	Oconee HS (Ga.)
24	PJ Hall	F	6-10	235	Fr.	HS	Spartanburg, S.C.	Dorman HS
12	Alex Hemenway	G	6-3.5	185	So.	1VL	Newburgh, Ind.	Castle HS
21	Wells Hoag	G	6-3	199	Jr.	1VL	Greenville, S.C.	Greenville HS
4	Nick Honor	G	5-10	205	RSo.	TR	Orlando, Fla.	Lake Highland/Fordham
3	Chase Hunter	G	6-3.5	204	So.	1VL	Atlanta, Ga.	Westlake HS
20	O'Neil McBride	F	6-7	207	So.	1VL	Myrtle Beach, S.C.	Myrtle Beach HS
22	Lynn Kidd	C	6-10.5	235	Fr.	HS	Gainesville, Fla.	IMG Academy
15	John Newman III	F	6-5	207	Jr.	2VL	Greensboro, N.C.	Greensboro Day School
10	Olivier-Maxence Prosper	F	6-8	218	Fr.	HS	Montreal, Quebec, Canada	NBA Academy
25	Aamir Simms	F	6-8.5	245	Sr.	3VL	Palmyra, Va.	Blue Ridge School
0	Clyde Trapp	G	6-4	203	Sr.	3VL	Eastover, S.C.	Lower Richland HS
5	Hunter Tyson	F	6-8	215	Jr.	2VL	Monroe, N.C.	Piedmont HS

## NUMERICAL

No	Name	Pos	Hgt	Wgt	Cl.	Exp.	Hometown	Previous School
0	Clyde Trapp	G	6-4	203	Sr.	3VL	Eastover, S.C.	Lower Richland HS
1	Jonathan Baehre	F	6-10	214	Sr.	TR	Wiesbaden, Germany	Wilkinson County HS/UNCA
2	Al-Amir Dawes	G	6-2	180	So.	1VL	Newark, N.J.	The Patrick School
3	Chase Hunter	G	6-3.5	204	So.	1VL	Atlanta, Ga.	Westlake HS
4	Nick Honor	G	5-10	205	RSo.	TR	Orlando, Fla.	Lake Highland/Fordham
5	Hunter Tyson	F	6-8	215	Jr.	2VL	Monroe, N.C.	Piedmont HS
10	Olivier-Maxence Prosper	F	6-8	218	Fr.	HS	Montreal, Quebec, Canada	NBA Academy
11	Parker Fox	G	6-7	212	Jr.	2VL	Reno, Nev.	Oconee HS (Ga.)
12	Alex Hemenway	G	6-3.5	185	So.	1VL	Newburgh, Ind.	Castle HS
20	O'Neil McBride	F	6-7	207	So.	1VL	Myrtle Beach, S.C.	Myrtle Beach HS
15	John Newman III	F	6-5	207	Jr.	2VL	Greensboro, N.C.	Greensboro Day School
22	Lynn Kidd	C	6-10.5	235	Fr.	HS	Gainesville, Fla.	IMG Academy
24	PJ Hall	F	6-10	235	Fr.	HS	Spartanburg, S.C.	Dorman HS
25	Aamir Simms	F	6-8.5	245	Sr.	3VL	Palmyra, Va.	Blue Ridge School
21	Wells Hoag	G	6-3	199	Jr.	1VL	Greenville, S.C.	Greenville HS

**Head Coach:** Brad Brownell

**Assistant Coaches:** Dick Bender, Antonio Reynolds Dean, Anthony Goins

**Director of Basketball Operations:** Matt Bucklin

**Special Assistant to the Head Coach:** Marty Simmons

**Director of Strength & Conditioning:** Justin McClelland

**Director of Player Development:** Terrell McIntyre

**Sports Medicine:** Brad Crowe

**Video Coordinator:** Amit Tailor

**Graduate Managers:** Kylan Butler and Aaron Stevens

**Undergraduate Managers:** Jake Cerota, Jack Nauseef, Thomas Brockhorst, Johnny Heijer, Joel Dance, Conner Pederson, Luke Ferrell, Devin Foster

## PRONUNCIATION GUIDE

Jonathan Baehre	<b>"Bear"</b>
Brad Brownell	<b>BROW-nehl</b>
Olivier-Maxence Prosper	<b>Oh-LIV-ee-ay</b>

## CLEMSON TIGERS BLUEPRINT

### Via High School Ranks (10)

Aamir Simms (2017 recruiting class)  
 Clyde Trapp (2017 recruiting class)  
 John Newman III (2018 recruiting class)  
 Hunter Tyson (2018 recruiting class)  
 Al-Amir Dawes (2019 recruiting class)  
 Alex Hemenway (2019 recruiting class)  
 Chase Hunter (2019 recruiting class)  
 PJ Hall (2020 recruiting class)  
 Lynn Kidd (2020 recruiting class)  
 Olivier-Maxence Prosper (2020 recruiting class)

### Via Walk-On (3)

Parker Fox (2018 Recruiting Class)  
 Wells Hoag (2019 Recruiting Class - Elevated manager)  
 O'Neil McBride (2019 Recruiting Class)

### Via Transfer Portal (2)

Jonathan Baehre (2018 transfer from UNC Asheville)  
 Nick Honor (2019 transfer from Fordham)

# HEAD COACH BRAD BROWNELL



(Clicking on Coach Brownell's headshot will take you to his online bio)

## CAREER RECORDS

Overall Record: 367-232  
 Conference Games (regular season career): 195-139  
 Non-Conference Games (at Clemson): 101-41  
 ACC Tournament: 5-9  
 NCAA Tournament (career): 3-5  
 Overtime Games (at Clemson): 12-7  
 NIT (career): 4-3

## CAREER RECORDS (ACC PLAY)

Overall Record (Regular Season): 94-98  
 Overall Record (inc. postseason): 99-107  
 ACC Tournament: 5-9

## ALL-TIME WINNINGEST COACHES

1.	<b>Brad Brownell (2010-present)</b>	<b>200-147</b>
2.	Cliff Ellis (1985-94)	177-128
3.	Bill Foster (1975-84)	156-106
4.	Oliver Purnell (2003-10)	138-88
5.	Joe Davis (1932-40)	101-86

## CAREER COACHING RECORDS

Season Victories: 25  
 Cliff Ellis, 1986-87  
 Oliver Purnell, 2006-07  
 Brad Brownell, 2017-18

ACC Season Victories  
 11, Brad Brownell, 2017-18

ACC Home Victories  
 8, Brad Brownell, 2017-18

ACC Regular Season Career Victories  
 94, Brad Brownell (94-98), 2010-20

Overall Wins vs. ACC Teams  
 99, Brad Brownell (99-107), 2010-20

Overall Winning Percentage  
 vs. ACC Teams: .481, Brad Brownell (99-107),  
 2010-20

Overall ACC Home Winning Percentage  
 .692, Brad Brownell (74-33), 2010-20

## ABOUT BRAD BROWNELL

Born November 15, 1968  
 Hometown Evansville, Indiana  
 High School Harrison High School  
 Degree DePauw University (1991); history  
 Master's University of Indianapolis (1994); history

### FAMILY

Wife Paula  
 Daughter Abby  
 Daughter Kate

### COACHING EXPERIENCE

Years	School, Position
1991-92	Evansville, graduate assistant
1992-94	Indianapolis; assistant coach
1994-2002	UNC Wilmington, assistant coach
2002-06	UNC Wilmington, head coach
2006-10	Wright State, head coach
2010-pres.	Clemson, head coach

### PLAYING EXPERIENCE

Years	Team
1988-91	DePauw University (Ranks seventh in school history in career assists - 332; 15th in steals - 102; 17th in free throw percentage - .782)
1989-90 Season	.899 free throw percentage; 132 assists, 47 steals (all top 10 single season; 2nd in FT, 10th in AST, 9th in STL)

### COACHING HONORS

2003	Colonial Athletic Association Coach of the Year
2006	Colonial Athletic Association Coach of the Year
2008	Horizon League Coach of the Year
2018	Sports Illustrated College Basketball Coach of the Year

### COACHING TREE

Colton Ayers	(Assistant coach at Limestone College)
Nick Bowman	(Assistant coach at Nicholls State)
Tee Butters	(Assistant coach at Charleston Southern)
Austin Claunch	(Head coach at Nicholls State)
Billy Donlon	(Head coach at UMKC)
Jimmy Garrity	(Head women's coach at Wofford)
CJ Gleaton	(Assistant coach at Anderson University)
Adam Gordon	(Associate head coach at Southeast Missouri State)
Earl Grant	(Head coach at College of Charleston)
Marty McGillan	(Assistant coach at Longwood)
Riley McGillan	(Director of operations at Longwood)
Lucas McKay	(Assistant coach at UMKC)
Rick Ray	(Assistant coach at Colorado)
Richie Riley	(Head coach at South Alabama)
Tanner Smith	(Assistant coach at Kennesaw State)
Mike Winiacki	(Assistant coach at Lakeland Magic (NBA G-League))

### NBA DRAFT PICKS UNDER BROWNELL

2014	K.J. McDaniels, 32nd to Philadelphia
2017	Jaron Blossomgame, 59th to San Antonio

## BROWNELL'S YEAR-BY-YEAR HEAD COACHING RECORD

YEAR	SCHOOL	OVERALL	.PCT	CONF.	POSTSEASON
2002-03	UNC Wilmington	24-7	.744	15-3	NCAA, 1st round
2003-04	UNC Wilmington	15-15	.500	9-9	
2004-05	UNC Wilmington	19-10	.655	13-5	
2005-06	UNC Wilmington	25-8	.758	15-3	NCAA, 1st round
2006-07	Wright State	23-10	.697	13-3	NCAA, 1st round
2007-08	Wright State	21-10	.677	12-6	
2008-09	Wright State	20-13	.606	12-6	
2009-10	Wright State	20-12	.625	12-6	
2010-11	Clemson	22-12	.647	9-7	NCAA, 2nd round
2011-12	Clemson	16-15	.516	8-8	
2012-13	Clemson	13-18	.419	5-13	
2013-14	Clemson	23-13	.639	10-8	NIT, Semifinals
2014-15	Clemson	16-15	.516	8-10	
2015-16	Clemson	17-14	.548	10-8	
2016-17	Clemson	17-16	.515	6-12	NIT, 1st Round
2017-18	Clemson	25-10	.714	11-7	NCAA, Sweet Sixteen
2018-19	Clemson	20-14	.588	9-9	NIT, 2nd Round
2019-20	Clemson	16-15	.516	9-11	No Postseason Due to COVID-19
2020-21	Clemson	15-5	.750	9-5	

### HEAD COACHING SUMMARY

at UNC Wilmington	83-40	.675	52-20
at Wright State	84-45	.651	49-21
at Clemson	200-147	.576	94-98
<b>TOTALS</b>	<b>367-232</b>	<b>.613</b>	<b>195-139</b>

NOTE: Conference record is regular season only.

# NOTES

## SERIES HISTORY VS. SYRACUSE

- Clemson leads the all-time series with Syracuse 7-4, including winning the last three matchups in the series.
- The Tigers took the first meeting of the season on Feb.6, by a 78-61 final score.
- The 17-point margin of victory is the largest for either team in series history.
- Five contests have come
- The lone contest between the Tigers and Orange in the 2019-20 season came down to the final seconds.
- Khavon Moore grabbed a live ball rebound and pushed the ball up court, crossing over near the free throw line and finding a back-cutting Clyde Trapp who scored the game-winning basket in a 71-70 win.
- Trapp scored a career-high 17 points and grabbed a then-career-high nine rebounds.

### SYRACUSE (7-4)

at Clemson (5-1)

at Syracuse (1-3)

at Neutral Site (1-0)

Year	Rank	Site	W/L	CU	Opp
1960-61		N	W	78	67
2006-07		H	W	74	70
2013-14	NR/1	A	L	44	57
2014-15		H	W	66	53
2015-16		A	W	^74	73
2016-17		H	L	81	82
2017-18	18/NR	A	L	52	55
2018-19		A	L	53	61
2018-19		H	W	67	55
2019-20		H	W	71	70
2020-21		H	W	78	61

## CLEMSON RESUME ENTERING WEEKEND OF MARCH 3-6

- Clemson is ranked No. 8 in the RPI and first among ACC teams.
- Clemson's strength of schedule is No. 20 in the nation and first in the ACC. North Carolina, Notre Dame and Florida State are not far behind at No. 23 and No. 28 and No. 29, respectively.
- The Tigers are No. 34 in the NET and third among ACC teams.
- Clemson's four Quad 1 Net wins rank first in the ACC.
- The Tigers are 9-5 in Quad 1 and Quad 2 Net games. Clemson is first in the ACC in Quad 1 and Quad 2 wins. No other ACC team has more than eight.
- Clemson has four non-conference Power 5 conference wins (Mississippi State, Purdue, Maryland and Alabama), which is more than any other ACC team. As a result, Clemson's non-conference RPI is No. 12 in the nation.
- Clemson is fifth in the ACC standings overall with a 9-5 record.
- The Tigers have won five in a row with wins over North Carolina, Syracuse, Georgia Tech, Wake Forest and Miami.
- Clemson has wins over five of the top 25 winningest programs in college basketball history on a winning percentage basis. The Tigers already own wins over North Carolina (2nd), Syracuse (6th), Louisville (10th), Purdue (21st) and NC State (25th).

## CLEMSON AVERAGE NET RANKING OF WINS IS SEVENTH-BEST IN NATION

- Clemson is ranked 34th in the NET entering games of March 2, 2021. Clemson has a 15-5 overall record, 9-5 in the ACC.
- The Tigers have four non-conference wins over Power 5 Conference teams, the only ACC team that can make that claim.
- Clemson has four wins over teams ranked in the top 29 of the NET and four more over teams ranked 30-60.
- Clemson has top 30 NET wins over Alabama (No. 7 NET ranking), Florida State (No. 15), Purdue (No. 21), and

Maryland (No. 29). Clemson has also defeated Georgia Tech (No. 40), North Carolina (No. 41) and Louisville (No. 46) and Syracuse (56).

- The average NET ranking of the teams Clemson has defeated is 93, tied for seventh best in the nation. Alabama, a team Clemson defeated, is second at 79.
- The Tigers are 4-1 against teams listed in the top 12.

### AVERAGE NET RANKING OF WINS (Min. 10 wins, Top 100 NET Ranking)

Rank	Team	W-L	ANETW
1.	Michigan	18-1	71
2.	Alabama	19-6	78
3.	Missouri	14-7	80
4.	Ohio State	18-7	81
5.	Purdue	16-8	88
6.	Rutgers	13-10	91
7.	Clemson	15-5	93
	Illinois	18-6	93
9.	Florida	13-6	94
10.	Maryland	14-10	95
11.	West Virginia	17-6	96
12.	Florida State	14-3	99
	Villanova	15-4	99
	Louisville	13-5	99

ANETW signifies the average ranking of NET victories

## CLEMSON FIVE SPOTS AHEAD OF PRESEASON PREDICTION

- With a 9-5 record, Clemson was in fifth place in the ACC standings entering games of March 2, 2021. The Tigers were picked 10th in the preseason vote by the Atlantic Coast Conference Media – a five-place improvement over the preseason prediction.
- Brad Brownell's team has the second-best standing relative to its preseason prediction. Only Virginia Tech is better, standing eight spots ahead of its preseason prediction. Virginia Tech was 11th in the preseason media poll and is currently in third place.
- Brownell's teams have finished equal to or better than its preseason prediction by the ACC media in seven-of-his-previous 10 years. That includes a 10-place improvement in 2017-18 when the Tigers were picked 13th in the preseason and finished third.
- That is the all-time record improvement in ACC history from the preseason to the postseason. That team also reached the Sweet 16 of the NCAA Tournament and Brownell was named the National College Coach of the Year by *Sports Illustrated*.
- As you can see by the chart below, his 2013-14 finished eighth spots ahead of its prediction and the 2015-16 team was five spots better.

### 2020-21 ACC Standings: Preseason vs. Current (as of Feb. 25, 2021)

Rank	Team	W-L	Preseason	+/-
1.	Florida State	10-3	3rd	+2
2.	Virginia	12-4	1st	-1
3.	Virginia Tech	9-4	11th	+8
4.	Louisville	8-4	5th	+1
5.	Clemson	9-5	10th	+5
6.	North Carolina	9-6	4th	-2
	Georgia Tech	9-6	9th	+3
8.	Duke	9-7	2nd	-6
9.	Syracuse	8-7	6th	-3
10.	NC State	8-8	8th	-2
11.	Notre Dame	6-10	12th	+1
12.	Pittsburgh	5-9	13th	+1
13.	Wake Forest	3-13	15th	+2
14.	Boston College	2-9	14th	E
15.	Miami (Fla.)	3-15	7th	-8

### CLEMSON ACC STANDING RELATIVE TO PRESEASON RANKING UNDER HEAD COACH BRAD BROWNELL

Year	Preseason	Final Record	Rank	+/-
2020-21	10th	9-5	5th	+5
2019-20	11th	9-11	8th	+3
2018-19	6th	9-9	9th	-3
2017-18	13th	11-7	3rd	+10

2016-17	11th	6-12	12th	-1
2015-16	12th	10-8	7th	+5
2014-15	11th	8-10	9th	+2
2013-14	14th	10-8	6th	+8
2012-13	8th	5-13	11th	-3
2011-12	7th	8-8	7th	E
2010-11	7th	9-7	4th	+3

**BOLD** signifies years that Clemson finished at least even with preseason rank.

## CLEMSON'S DEFENSE LAST THREE SEASONS

- Clemson has finished in the top 15 of adjusted defensive efficiency in two of the last three seasons and is currently top 15 again this season at No. 11.
- The Tigers are one of just seven total programs to claim that accomplishment of a top 15 finish in three-of-the-last-four seasons spanning of 2017-20.
- The Tigers join Virginia, Michigan, Texas Tech, Duke, Michigan State and Houston as the only programs who can make this defensive claim.
- Clemson finished 14th nationally in 2018-19 and 7th nationally in 2017-18. The Tigers dipped to No. 33 last season.
- The Tigers are currently No. 11 in KenPom's defensive efficiency rating (89.5).
- Of the programs mentioned above, only Michigan (No. 4) and Houston (No. 5) are currently ahead of Clemson.

## FEWEST FIELD GOALS ALLOWED LAST 41 SEASONS

- Clemson limited Wake Forest to just 12 made field goals on Feb. 24 in a 60-39 win.
- It marked just the eighth time since 1979-80 that Clemson has limited its opponent to 12 made field goals or less.
- The game at Wake Forest marked just the third time during that 41 season stretch that the Tigers have held an ACC team to 12 or fewer field goals.
- The 12 made field goals is tied for the second-fewest Wake Forest has made in a game in their history.

### CLEMSON'S GAMES ALLOWING 12 OR FEWER FIELD GOALS (SINCE 1979-80)

Date	Opponent	Site	FGM	W/L	Score
2-24-21	Wake Forest	A	12	W	60-39
2-27-19	Pittsburgh	A	12	W	62-48
11-13-13	Delaware State	H	12	W	58-37
12-17-10	Savannah State	H	11	W	61-40
12-29-04	East Carolina	H	12	W	74-40
2-15-98	Florida State	A	11	W	78-49
2-6-96	Wofford	H	9	W	77-28
12-29-93	Army	N	9	W	72-48

## SECOND-FEWEST POINTS FOR WAKE FOREST AT HOME IN ACC ERA

- Clemson limited Wake Forest to just 39 points - marking it the second-fewest points that the Demon Deacons have scored at home during the ACC Era (since 1953).
- It also marks the second-fewest points scored in LJV Coliseum for the Demon Deacons.
- Clemson limited Wake Forest to just 37 points on Feb. 3, 2019 - the second-fewest points scored on the road in the ACC Era (since 1953).
- Wake Forest's field goal percentage of 25.5 percent (12-47) is the ninth-lowest field goal percentage in program history.
- Conversely, it is the 13th-worst field goal percentage the Tigers have held an opponent to in history.

### WAKE FOREST'S FEWEST POINTS AT HOME (ACC ERA)

Date	Opponent	Site	W/L	Score
2-25-15	Virginia	H	L	34-70
2-24-21	Clemson	H	L	39-60
1-14-12	NC State	H	L	40-76
1-23-99	North Carolina	H	L	40-52
2-23-80	NC State	H	L	41-44
2-22-68	Duke	H	L	41-50

# NOTES

## PRONUNCIATION GUIDE

### COACHES

HC Brad <b>Brownell</b>	BROW-nehl
Player Development Terrell McIntyre	TUH-rell
Athletic Trainer Brad <b>Crowe</b>	"Crow"
Video Coordinator Amit <b>Taylor</b>	uh-MEET Taylor

### PLAYERS

F Jonathan <b>Baehre</b>	"Bear"
G Wells <b>Hoag</b>	Hohg
F Olivier-Maxence Prosper	Oh-LIV-ee-ay

### HOMETOWNS/HIGH SCHOOLS

Weisbaden, Germany (Jonathan Baehre)	VEEZ-bod-en
Oconee High School (Ga.) (Parker Fox)	OH-cone-ee
Palmyra, Va. (Aamir Simms)	PAL-my-ruh

## FEWEST POINTS ALLOWED IN ACC ROAD GAME

- Allowing just 39 points to Wake Forest on the road was the second-fewest allowed by Clemson in an ACC road game in history.
- The Tigers held Georgia Tech to just 37 in a 64-37 win on Feb. 21, 2012.

## CLEMSON WHEN ALLOWING 40 OR LESS POINTS

- Taking it one step further, Clemson has allowed 40 points or less on 10 occasions during Brownell's tenure as head coach.
- The Tigers have accomplished this feat twice during ACC play, while the other eight contests have been out-of-conference games.
- Clemson notched its first of the 2020-21 season with a 75-38 beating of SC State on Dec. 2.
- The Tigers' second of the season came in dominant fashion on the road at Wake Forest.
- The 39 points surrendered to the Demon Deacons were the second-fewest they have scored at home in the ACC Era (since 1953).

## CLEMSON'S RECORD IN GAMES ALLOWING 40 POINTS OR LESS (UNDER BROWNELL)

Date	Opponent	Site	W/L	Score
Feb. 21, 2021	Wake Forest	A	W	60-39
Dec. 2, 2020	SC State	H	W	75-38
Dec. 20, 2019	Jacksonville	H	W	68-39
Feb. 3, 2018	Wake Forest	H	W	64-37
Nov. 13, 2015	NC Central	H	W	74-40
Dec. 14, 2013	Furman	H	W	71-35
Nov. 29, 2013	Coastal Carolina	H	W	69-40
Nov. 13, 2013	Delaware State	H	W	58-37
Feb. 21, 2012	Georgia Tech	A	W	56-37
Dec. 17, 2011	Winthrop	H	W	60-40
Dec. 17, 2010	Savannah State	H	W	61-40

RECORD 11-0

## CLEMSON TOUGH TO BEAT WHEN ALLOWING 50 OR LESS POINTS

- In Brad Brownell's tenure as head coach at Clemson, the Tigers are a combined 50-2 when they allow 50 or less points to its opponent.
- The Tigers have won their last 29 contests in which they have allowed 50 or less points (29-0).
- The third time in ACC play this season and fifth time overall, the Tigers allowed just 39 points in a 60-39 rout of Wake Forest.
- The second time in ACC play in 2020-21 and fourth time overall, the Tigers allowed 50 points or less in 63-50 win over North Carolina.
- The 50 points allowed to the Tar Heels was the fewest in the series since 1985 and tied for the fewest allowed

since 1940.

- The Tigers also held Louisville to 50 or less in a 54-50 victory over No. 25 Louisville (Jan. 27).
- For the second time in 2020-21, the Tigers held their opponent to less than 50 points. Clemson held SC State to just 38 points in the Tigers' home opener.
- In the 2020-21 season opener, the Tigers held Mississippi State to just 42 points in an 11-point victory.
- The Tigers held Jacksonville to just 39 total points (only 11 in the second half) en route to a 68-39 victory last season.
- In just the Tigers' second game of the 2019-20 season, they held Presbyterian to just 45 points, marking the first time this season they have held an opponent under the 50-point threshold.
- Clemson went 4-0 during 2018-19 in such games.
- The Tigers topped Pittsburgh with a 62-48 victory on the road on Feb. 27.
- Clemson rolled Georgia Tech on the road on Feb. 6, 65-42, and clinching the fewest points allowed in consecutive ACC games in Clemson history.
- The Tigers dominated Wake Forest on Feb. 3, 64-37, holding the Demon Deacons to the lowest point total allowed in an ACC game under Brownell.
- The 37 points ties Georgia Tech from a Feb. 21, 2012, 56-37, Tiger victory.
- The 40th win came on Nov. 20 in the Cayman Islands Classic semifinals with a 64-49 win over Georgia.
- The only losses on the record are losses to Virginia (49-47, Feb. 2, 2011) and Miami (45-43, Feb. 17, 2013).

## CLEMSON'S RECORD IN GAMES ALLOWING 50 POINTS OR LESS (UNDER BROWNELL)

Year	Record
2010-11	6-1
2011-12	7-0
2012-13	6-1
2013-14	9-0
2014-15	3-0
2015-16	4-0
2016-17	2-0
2017-18	2-0
2018-19	4-0
2019-20	2-0
2020-21	5-0
RECORD	50-2

## CLEMSON HAS 4 WINS OVER TOP 15 WINNINGEST PROGRAMS

- Clemson has already recorded four wins this season over programs that are ranked in the top 15 in college basketball history in overall wins, winning percentage or both.
- Clemson has defeated North Carolina 63-50 and the Tar Heels are second in NCAA Division I history in winning percentage and third in total wins.
- Clemson also has a 17-point win over Syracuse, a program that is sixth in overall wins and seventh in percentage.
- Clemson's second win this season was also a double digit triumph over Purdue when the Tigers won the Space Coast Challenge in Melbourne, Fla.
- The Boilermakers are 14th in overall wins and 25th in winning percentage.
- Louisville is 11th in NCAA history in winning percentage and 26th (soon to be 25th as it will soon pass Princeton, who is not playing this year) in total wins.
- Clemson had a chance for a fifth win over a top 15 program until its game at Notre Dame on Feb. 17th was postponed. The Irish are eighth in total wins and 14th in winning percentage. We will see if that game is made up.

## CLEMSON'S DEFENSE UNDER BROWNELL

- Clemson's defense this season has been otherworldly as they utilize their depth to pick teams up in the full court.
- Head Coach Brad Brownell is known for his meticulous

## BRAD BROWNELL VS. 2020-21 OPPONENTS

Opponent	at Clemson	Overall
Alabama	2-1	2-1
Boston College	11-3	11-3
Duke	3-10	3-10
Florida State	8-16	8-16
Georgia Tech	17-7	17-7
Louisville	4-4	4-4
Maryland	2-3	2-4
Miami (Fla.)	8-7	8-7
Mississippi State	1-1	1-2
Morehead State	1-0	1-0
North Carolina	3-11	3-13
NC State	9-10	9-10
Notre Dame	2-6	2-6
Pittsburgh	7-3	7-3
Purdue	1-0	1-0
South Carolina	5-5	5-5
South Carolina State	5-0	5-0
Syracuse	5-4	5-4
Virginia	2-13	2-13
Virginia Tech	6-10	6-10
Wake Forest	13-2	13-3

## CLEMSON VS. 2020-21 OPPONENTS

Opponent	Overall
Alabama	7-4
Boston College	19-7
Duke	32-110
Florida State	34-45
Georgia Tech	74-66
Louisville	4-7
Maryland	51-90
Miami (Fla.)	17-13
Mississippi State	3-1
Morehead State	2-0
North Carolina	23-133
NC State	55-105
Notre Dame	2-6
Pittsburgh	7-3
Purdue	4-2
South Carolina	79-91
South Carolina State	14-1
Syracuse	7-4
Virginia	53-78
Virginia Tech	16-22
Wake Forest	65-100

tactics defensively, and it's a reason why of all full seasons played during the ACC Era, Brownell's teams are prevalent.

- Seven of his teams are in the Top 10 in Clemson history when it comes to scoring defense.
- Nine of his 10 full seasons are in the Top 20 in Clemson history.

## CLEMSON'S TOP SCORING DEFENSIVE SEASONS

Year	Head Coach	Scoring Defense
2013-14	Brad Brownell	58.4
2012-13	Brad Brownell	60.1
2011-12	Brad Brownell	60.6
2010-11	Brad Brownell	61.4
1996-97	Rick Barnes	61.5
2020-21	Brad Brownell	61.7
2014-15	Brad Brownell	62.2
1994-95	Rick Barnes	62.5
1995-96	Rick Barnes	63.0
2018-19	Brad Brownell	63.9
2019-20	Brad Brownell	64.1
1958-59	Press Maravich	64.2
1999-00	Larry Shyatt	64.4
1998-99	Larry Shyatt	64.4

# NOTES

## LITTLEJOHN COLISEUM

First Game: Nov. 30, 1968 (Clemson 76, Georgia Tech 72)  
 Games: 772  
 Overall Record: 567-205 (.734)  
 Non-Conference: 348-44 (.888) | ACC: 219-161 (.576)  
 Brownell Era: 119-43 (.735) | Non-Con: 60-12 (.833) | ACC: 59-31 (.656)  
 Total Attendance (Avg.): 6,283,019 (8,139)  
 Total Attendance (Avg. Minus COVID-19): 6,263,292 (8,231)  
 Most Wins / Season: 16 (2006-07; 2013-14)

### LITTLEJOHN COLISEUM HOME RECORD

Year	Overall	Pct.	Attn.	Avg.
1968-69	4-7	.364	55,150	5,014
1969-70	6-5	.546	50,877	4,625
1970-71	8-4	.667	63,488	5,291
1971-72	6-4	.600	81,278	8,128
1972-73	9-2	.818	85,750	7,795
1973-74	9-4	.692	103,519	7,963
1974-75	11-1	.917	113,515	9,460
1975-76	8-5	.615	107,220	8,248
1976-77	13-2	.867	134,841	8,883
1977-78	10-5	.667	138,115	9,208
1978-79	13-3	.813	144,535	9,033
1979-80	15-0	1.000	130,900	8,727
1980-81	12-4	.750	145,792	9,112
1981-82	11-5	.688	139,731	8,733
1982-83	9-7	.563	131,063	8,191
1983-84	11-5	.688	129,600	8,100
1984-85	12-4	.750	130,136	8,134
1985-86	14-5	.737	144,699	7,616
1986-87	15-2	.882	142,274	7,328
1987-88	12-4	.750	117,250	7,328
1988-89	13-1	.929	114,123	8,151
1989-90	14-0	1.000	122,540	8,753
1990-91	9-7	.563	121,314	7,582
1991-92	12-4	.750	114,691	7,168
1992-93	11-5	.688	113,803	7,113
1993-94	11-4	.733	108,074	7,205
1994-95	11-5	.688	116,754	7,297
1995-96	14-2	.875	150,037	9,377
1996-97	12-3	.800	147,019	9,801
1997-98	11-3	.786	156,103	11,151
1998-99	12-3	.800	141,728	9,449
1999-00	7-9	.438	142,679	8,918
2000-01	9-7	.563	137,909	8,619
2001-02	8-8	.500	139,954	8,747
2002-03	5-4	.555	80,600	8,956
2003-04	10-6	.625	122,900	7,681
2004-05	10-5	.667	111,886	7,459
2005-06	12-4	.750	106,251	6,641
2006-07	16-4	.800	147,122	7,356
2007-08	14-2	.875	137,739	8,609
2008-09	13-3	.813	135,619	8,476
2009-10	14-2	.875	151,442	9,465
2010-11	15-2	.882	140,920	8,289
2011-12	11-5	.688	125,249	7,828
2012-13	8-7	.533	118,305	7,887
2013-14	16-3	.842	142,231	7,486
2014-15	11-6	.611	129,800	7,635
2015-16	Home games held in Greenville, S.C. due to renovation			
2016-17	11-6	.611	123,442	7,262
2017-18	15-1	.938	123,895	7,743
2018-19	14-5	.737	133,290	7,015
2019-20	11-6	.647	116,139	6,832
2020-21	10-1	.910	19,727*	1,794

\* - limited capacity due to COVID-19 regulations and protocols (1,876 max capacity).

### Largest Crowds

Attendance	Date	W/L	Results
13,863	1-9-1980	W	Clemson 87, Duke 82 (OT)
13,136	2-28-1990	W	Clemson 97, Duke 93
12,632	1-29-1977	W	Clemson 93, UNC 73
12,611	1-7-1987	W	Clemson 73, NC State 69
12,267	1-19-1981	L	Virginia 74, Clemson 59
12,258	1-17-1981	L	Maryland 68, Clemson 62 (OT)
12,013	2-24-1990	W	Clemson 69, UNC 61
11,909	1-11-1978	L	Duke 107, Clemson 85
11,800	1-22-1975	W	Clemson 83, Maryland 82
11,800	2-22-1975	W	Clemson 92, NC State 70
11,800	1-24-1976	L	Virginia 69, Clemson 62
11,742	1-23-1988	W	Clemson 69, S. Carolina 65

Note: The arena was named for J.C. Littlejohn, a long-time Clemson University employee, for many years the school's business manager.

2015-16	Brad Brownell	64.5
2009-10	Oliver Purnell	64.5
1981-82	Bill Foster	65.2
1997-98	Rick Barnes	65.3
1978-79	Bill Foster	65.6
2006-07	Oliver Purnell	65.7
2017-18	Brad Brownell	65.9

BOLD signifies a season that is not complete

### HOLDING OPPONENTS TO 15 POINTS OR LESS IN A SINGLE HALF (BROWNELL ERA)

Date	Site	Half	Opponent	Points	Final
2-24-21	A	1st	Wake Forest	15	W, 60-39
12-9-20	H	1st	Maryland	15	W, 67-51
2-15-20	H	1st	Louisville	14	W, 77-62
12-20-19	H	2nd	Jacksonville	11	W, 68-39
12-15-15	H	2nd	Presbyterian	15	W, 69-41
11-8-13	H	1st	Stetson	15	W, 71-51
2-14-13	A	1st	Georgia Tech	15	W, 56-53
11-11-11	H	2nd	Gardner-Webb	15	W, 65-44

### CLEMSON HAS OVERCOME HALFTIME DEFICIT 11 TIMES SINCE 2019-20

- Clemson has overcome a halftime deficit to win five times this season, including in three consecutive games earlier in the year.
- The Tigers trailed Georgia Tech 30-26 at the half before exploding for 48 second-half points and winning the game on a Nick Honor buzzer-beating 3-pointer.
- Clemson trailed Louisville 22-21 on Jan. 27 and overcame the slim halftime margin to win 54-50.
- The Tigers trailed by seven to NC State at home on Jan. 5, but were able to overcome the halftime deficit and force overtime.
- In Clemson's first overtime game this season, the Tigers prevailed 12-8 in the extra period for a 74-70 win.
- Clemson found themselves trailing Miami (Jan. 2), 34-32 and won the second half by a 34-31 tally for a one-point victory.
- Clemson's first halftime deficit overcome was a 34-29 halftime deficit to defeat Florida State on Dec. 29. It was Clemson's first victory after trailing at the half this season.
- Last season, the Tigers overcame six games with a halftime deficit and won, which ties the program record.
- The record for halftime deficits overcome for victory is six, and was also previously set in 1989-90 and 2013-14.

### OVERCOMING HALFTIME DEFICITS (2019-20 to Present)

Date	Site	Half	Opponent	Half Margin	Final
2-12-21	H	26-30	Georgia Tech	-4	74-72
1-27-21	H	21-22	Louisville	-1	54-50
1-5-21	H	32-39	NC State	-7	74-70 (OT)
1-2-21	A	32-34	Miami (Fla.)	-2	66-65
12-29-20	H	29-34	Florida State	-5	77-67
3-11-20	N	21-23	Miami (Fla.)	-2	69-64
2-29-20	H	32-39	Florida State	-7	70-69
1-28-20	H	33-35	Syracuse	-2	71-70
1-21-20	H	31-37	Wake Forest	-6	71-68
1-11-20	A	29-39	North Carolina	-10	79-76 (OT)
11-24-19	N	23-25	TCU	-2	62-60 (OT)

BOLD signifies this current 2020-21 season

### "WE TOO DEEP"

- This has been a common theme with the football program at Clemson in recent years, but the basketball Tigers are attempting their own version in 2020-21.
- Clemson has one of the deepest teams during the Brownell Era this season and will look to play as many as 12 players in most games.
- In a season opening tournament to start, the Tigers played as many as 12 in games against Mississippi State and Purdue.
- Clemson played 14 players in a 37-point win over SC State (Dec. 2).
- By far the most impressive was playing all 15 rostered players in a 16-point win over Maryland in the ACC/Big Ten Challenge (Dec. 9).

## TIGERS IN THE NBA

Randy Mahaffey, F	
Kentucky Colonels	1968-69
New York Nets	1969-70
Carolina Cougars	1970-71

Skip Wise, G	
San Antonio Spurs	1975-76

Tree Rollins, C	
Atlanta Hawks	1978-88
Cleveland Cavaliers	1989-90
Detroit Pistons	1990-91
Houston Rockets	1991-93
Orlando Magic	1993-95

Larry Nance, F	
Phoenix Suns	1982-88
Cleveland Cavaliers	1988-94

Horace Grant, F	
Chicago Bulls	1988-94
Orlando Magic	1994-99, 2001-03
Seattle SuperSonics	1999-2000
Los Angeles Lakers	2000-01, 2003-04

Devin Gray, F	
San Antonio Spurs, Sacramento Kings	1996-97
Houston Rockets	1999-2000

Elden Campbell, C	
Los Angeles Lakers	1990-99
Charlotte/New Orleans Hornets	1999-2002
Seattle SuperSonics	2002-03
Detroit Pistons	2003-05

Dale Davis, F	
Indiana Pacers	1991-2000, 2004-05
Portland Trailblazers	2000-04
Golden State Warriors	2004-05
Detroit Pistons	2005-07

Chris Whitney, G	
San Antonio Spurs	1993-95
Washington Wizards	1995-2002, 2003-04
Denver Nuggets	2002-03
Orlando Magic	2002-03

Sharone Wright, C	
Philadelphia 76ers	1994-95
Toronto Raptors	1995-98

Greg Buckner, G	
Dallas Mavericks	1999-2002, 2006-07
Philadelphia 76ers	2002-04
Denver Nuggets	2004-06
Minnesota Timberwolves	2007-08
Memphis Grizzlies	2008-09

Harold Jamison, F	
Miami Heat	1999-2000
Los Angeles Clippers	2001-02

Will Solomon, G	
Memphis Grizzlies	2001-02
Toronto Raptors, Sacramento Kings	2008-09

Trevor Booker, F	
Washington Wizards	2010-14
Utah Jazz	2014-16
Brooklyn Nets	2016-18
Indiana Pacers	2018

K.J. McDaniels, G	
Philadelphia 76ers	2014-15
Houston Rockets	2015-17
Brooklyn Nets	2017
Toronto Raptors	2017

Jaron Blossomgame, F	
Cleveland Cavaliers	2018-19

Donte Grantham, F	
Oklahoma City Thunder	2018-19

# NOTES

## 1,000 POINT SCORERS

### CLEMSON TIGER BASKETBALL 1,000-POINT CLUB

Rk	Name	Years	GP	Avg	Pts
1.	Elden Campbell*	1986-90	123	15.3	1880
2.	Terrell McIntyre*	1995-99	126	14.6	1839
3.	Butch Zatezalo*	1967-70	75	23.5	1761
4.	Greg Buckner*	1994-98	122	14.4	1754
5.	<b>Jaron Blossomgame</b>	<b>2013-17</b>	<b>128</b>	<b>13.5</b>	<b>1733</b>
6.	Trevor Booker*	2006-10	134	12.9	1725
7.	Horace Grant*	1983-87	122	13.9	1696
8.	K.C. Rivers*	2005-09	134	12.6	1684
9.	Dale Davis*	1987-91	121	13.6	1650
10.	Bill Yarborough*	1952-57	85	18.3	1553
11.	Vincent Hamilton*	1980-85	116	13.2	1530
12.	<b>Marcquise Reed</b>	<b>2016-19</b>	<b>99</b>	<b>15.0</b>	<b>1484</b>
13.	Cliff Hammonds*	2004-08	134	10.9	1465
14.	Tree Rollins*	1973-77	110	13.3	1463
15.	Will Solomon	1998-01	94	15.2	1431
16.	Stan Rome	1974-78	109	12.5	1365
	<b>Demontez Stitt</b>	<b>2007-11</b>	<b>126</b>	<b>10.8</b>	<b>1365</b>
18.	Vince Yockel*	1955-58	74	18.2	1350
19.	Larry Nance*	1977-81	117	11.5	1341
20.	Devin Gray	1991-95	94	14.1	1322
21.	Jim Brennan*	1961-64	76	17.3	1317
22.	Sharonne Wright*	1991-94	92	14.2	1308
23.	Vernon Hamilton	2003-07	127	9.7	1238
24.	Harold Jamison	1995-99	129	9.5	1231
25.	Jim Sutherland*	1964-67	71	17.3	1230
26.	Edward Scott*	1999-03	112	10.9	1226
27.	<b>Andre Young</b>	<b>2008-12</b>	<b>129</b>	<b>9.5</b>	<b>1223</b>
28.	Shawan Robinson	2002-06	120	9.8	1177
29.	Randy Mahaffey*	1964-67	73	16.0	1171
30.	Sharrod Ford	2001-05	118	9.8	1154
	<b>Devin Booker</b>	<b>2009-13</b>	<b>128</b>	<b>9.0</b>	<b>1154</b>
32.	Choppy Patterson*	1959-63	76	14.8	1131
33.	Jerry Pryor	1985-89	123	9.1	1124
34.	<b>Donte Grantham</b>	<b>2014-18</b>	<b>114</b>	<b>9.6</b>	<b>1100</b>
35.	<b>Shelton Mitchell</b>	<b>2016-19</b>	<b>94</b>	<b>11.6</b>	<b>1084</b>
36.	Billy Williams*	1977-80	85	12.7	1078
37.	Johnny Snee	1948-52	82	13.1	1077
38.	<b>Aamir Simms</b>	<b>2017-21</b>	<b>118</b>	<b>9.1</b>	<b>1072</b>
39.	Colon Abraham	1874-78	106	10.0	1061
40.	<b>K.J. McDaniels</b>	<b>2011-14</b>	<b>94</b>	<b>11.0</b>	<b>1035</b>
41.	Richie Mahaffey	1966-70	75	13.6	1019
42.	Derrick Johnson	1975-79	111	9.1	1014

**Note:** Names in bold played for Head Coach Brad Brownell;  
\* - signifies Clemson Hall of Fame

- Of the 15 that played, the Tigers had nine different scorers.
- With utilizing that depth, the Tigers have had 14 different scorers this season.
- Nine different players are averaging at least 4.0 points per game this season.
- The Tigers produced 25+ bench points in 12-of-its-20 games and 329 overall in those 12 games.
- Clemson has produced: 26 vs. Mississippi State, 28 vs. Purdue and 36 vs. SC State, 25 vs. Maryland, 31 vs. Alabama, 34 vs. Morehead State, 29 against Florida State, 36 vs. NC State, 36 vs. Virginia, 25 at Florida State, 34 vs. Syracuse and 25 vs. Georgia Tech.
- Five consecutive games this season was the longest stretch of games during the Brownell Era that the bench has put together 25+ scoring outputs.
- Three consecutive games has happened just once during the Brownell Era and you need to go back to his first season at Clemson.
- The Tigers put together a similar string of games with 25+ points off the bench in December 2010.
- Dec. 19, 2010 vs. UNCG (27), Dec. 22, 2010 vs. College of Charleston (26) and Dec. 27, 2010 vs. Delaware State (26).
- The most bench points scored by a Brownell team at Clemson was 47 on January 1, 2013 against the Citadel.
- The most in a three-game stretch of games scored off the bench is 97 points: 34 vs. SC State (12/23/12); 47 vs. The Citadel (1/1/13); 16 vs. Florida State (1/5/13).

## TIGERS TOP YELLOW JACKETS

- Aamir Simms tied his career-high for the second time since setting it on Jan. 14, 2020 against Duke and for the second time this season.
- Simms scored 25 points on 9-for-16 shooting from the floor to help lead the Tigers to victory.
- After Georgia Tech's Jose Alvarado missed both free throws, Nick Honor used an open court ball screen from Simms to bank in a deep 3-pointer with 1.1 seconds remaining to walk off the Jackets and win 74-72.
- It was the Tigers' third last-second victory since Jan. 28, 2020. Clemson won in the final moments against Syracuse (Clyde Trapp game-winner with 2.0 seconds left) and Florida State (Al-Amir Dawes game-winner with 1.0 second left).

## CLEMSON SQUEEZES ORANGE

- Clemson won its second game of the week with a dominant 78-61 win over Syracuse (Feb. 6).
- The Tigers led the Orange 39-19 at the break. It marked the fifth time this season that Clemson has held a team to less than 20 points in the first half.
- It marked just the fifth time Syracuse has failed to score more than 20 points in a half, including just the third time it failed to do so in the first half.
- The 19 points allowed were tied for the fewest Syracuse has scored in a first half since scoring 16 at Duke on Feb. 24, 2018.

## SYRACUSE SCORING LESS THAN 20 POINTS IN A SINGLE HALF

Date	Site	Half	Opponent	Points	Final
2-6-21	A	1H	Clemson	19	L, 61-78
11-6-19	H	2H	Virginia	15	L, 34-48
		1H	Virginia	19	
3-4-19	H	2H	Virginia	19	L, 53-79
2-24-18	A	1H	Duke	16	L, 44-60

## TIGERS TROUNCE TAR HEELS

- Clemson took down a red-hot North Carolina club on Feb. 2, 63-50.
- Clemson has now defeated North Carolina 3-of-the-last-4 meetings for the first time in history. The series dates to 1926.
- The 50 points allowed to the Tar Heels were the fewest amount of points they have scored in the series since Jan. 30, 1985.
- The Tigers beat the Tar Heels 52-50 that day and Clemson claimed victory at the last second by a game winner from Chris Michael.
- It was also tied for the fewest amount of points allowed since 1940.
- Hunter Tyson scored all 16 of his points in the second half, including 11-of-the-last-13 and nine consecutive to end the game.
- It marked Clemson's ninth win against a Power 5 conference team, the most in the ACC.

## CLEMSON IN THE AP POLL

- Clemson dropped out of the AP/Coaches Poll (Jan. 25). The Tigers had spent the previous three weeks inside the Top 25.
- Clemson was ranked No. 12 in AP Poll (Jan. 11) - the highest among ACC teams at the time. It is the first time that has happened since Jan. 21, 1997 when the Tigers were ranked No. 2 and just the second time in poll history (poll dates to 1950).
- It was the highest mark for the Tigers in the poll since debuting at No. 11 on Feb. 12, 2018.
- The Tigers went on to finish the 2017-18 season ranked No. 20/15 in the final AP/Coaches Polls and advance to the Sweet 16 of the NCAA Tournament.
- Prior to that No. 11 ranking, the next highest mark in the AP Poll was No. 10 - achieved on Feb. 2, 2009. The Tigers were ranked as high as No. 10 on three occasions

## CLEMSON BIRTHDAYS

January 6	O'Neil McBride
February 15	Wells Hoag
February 17	Aamir Simms
February 21	PJ Hall
April 8	Chase Hunter
June 13	Hunter Tyson
June 17	Alex Hemenway
July 3	Olivier-Maxence Prosper
July 15	Parker Fox
August 2	John Newman III
September 12	Jonathan Baehre
September 28	Al-Amir Dawes
October 3	Nick Honor
November 15	Brad Brownell
December 17	Lynn Kidd
December 23	Clyde Trapp

during the 2008-09 season.

- The last time the Tigers found themselves ranked inside the Top 10 of the AP Poll was Nov. 16, 1997. Clemson was ranked as high as No. 9 in the Coaches Poll for consecutive weeks (Jan. 12, 2009; Jan. 19, 2009).
- After falling out of the AP Top 25 after a loss to Virginia Tech, Clemson won four in a row, including wins over Morehead State, No. 18 Florida State, at Miami and home against NC State.
- Thanks to 21 points off the bench from Nick Honor, the Tigers prevailed in overtime over NC State 74-70 on Jan. 5.
- The Tigers topped the Seminoles 77-67 before Aamir Simms banked in the winning shot at Miami with 19 seconds left.
- After a 5-0 start to the 2020-21 campaign and four of those victories coming against Power 5 opponents propelled the Tigers into the AP Top 25 for the first time since Nov. 19 2018. The Tigers found themselves ranked No. 24 in the AP Poll.
- From January 2018 until Nov. 2018, the Tigers had spent 14-straight weeks ranked in the Top 25, the third-longest streak in program history.

## CLEMSON TOPS WOLFPACK IN OT

- Clemson overcame its third-straight halftime deficit and topped NC State 74-70 in overtime on Jan. 5.
- Nick Honor scored a season-high 21 points off the bench.
- Honor finished 8-for-11 from the field and 5-for-6 from three in the contest.

## TIGERS TAKE DOWN SEMINOLES

- Clemson took down No. 18/19 Florida State with an ultra-impressive offensive second half outburst, scoring 48 points en route to a 77-67 victory.
- The Tigers outrebounded the Seminoles 49-35, including a season-high 19 offensive rebounds.
- Nick Honor showed out in the second half of the second-straight game, scoring 13 points.
- Clyde Trapp led the way with 15 points, while Dawes chipped in 11.
- It marked the second-straight victory for Clemson over Florida State, dating back to Feb. 29, 2020. Al-Amir Dawes scored a game-winning layup with 1.0 second remaining to topple the No. 6 Seminoles 70-69 in Littlejohn.

## GETTING OFFENSIVE (REBOUNDS)

- Clemson won the rebounding battle with Florida State (Dec. 29) by 14 (49-35).
- The 49 total rebounds were the most since 50 against Auburn on March 18, 2018 in the second round of the 2018 NCAA Tournament.
- Garnering 19 offensive rebounds was the most for a Tiger team since Dec. 13, 2016 against SC State. Clemson



# NOTES

grabbed 23 offensive rebounds.

- It was the most offensive rebounds in an ACC game since March 7, 2015 at Notre Dame. The Tigers produced 19 on the offensive glass.

## UNDEFEATED IN NON-LEAGUE PLAY

- With a 66-51 victory over Morehead State on Dec. 21, Clemson secured a 6-0 mark in non-conference play.
- It marked the first time the Tigers finished undefeated in non-league play since they posted a 16-0 start to begin the 2008-09 season.
- Clemson won the Space Coast Challenge to begin the season with wins over Mississippi State and Purdue.
- The Tigers then beat SC State, Maryland and Alabama to get off to a 5-0 record.

## STARTING A SEASON 5-0

- With the 64-56 win over Alabama (Dec. 12), it marked the 24th time in Clemson history that the Tigers have started a season 5-0.
- However, it is the first time ever that four-of-those-first-five have come against Power 5 opponents.
- The Tigers posted three Power 5 victories in their first five wins in 1934-35 and 1996-97.

## TIGERS ROLL TIDE IN ATLANTA

- Clemson's insufferable defense prevailed in a 64-56 win over Alabama in the Holiday Hoopsgiving event in Atlanta (Dec. 12).
- The Tigers made stops on 10-of-the-last-11 possessions for Alabama in the game for the eight point victory.
- Clemson limited Alabama to just 13.6 percent shooting from 3-point range (3-for-22).
- It marked just the fifth time since 2014-15 that Alabama had been held to that percentage or less from 3-point range in a game.
- Since 2010-11, Alabama has shot 13.6 percent or worse on just 18 occasions, which spans 340 total games.
- Of those 18 games, the 30.4 field goal percentage Clemson held Alabama to was the second-worst of that batch of games.
- The only game that Alabama shot worse from the field was 28.6 percent in a 49-37 loss at Auburn on Feb. 6, 2013.
- When you dissect it even more, on only 11 of those occasions did Alabama attempt more than 15 threes, and only once did they attempt more than 20.

## TIGERS SHELL SHOCK MARYLAND

- Clemson dominated Maryland in the annual ACC/Big Ten Challenge en route to a 67-51 victory (Dec. 9).
- The Tigers held the Terrapins to just 15 first half points, the seventh time the Tigers have held an opponent to 15 points or less in any half of the Brownell Era.
- The 16-point win was the second-largest victory margin in the series history over the last 32 years for the Tigers.
- Clemson beat Maryland by 29 on Feb. 17, 2009 by a final score of 93-64.
- Clemson posted 25+ bench points for the fourth-straight game and played all 15 players on its roster for the first time this season.

## PERIMETER PROWESS

- Clemson held South Carolina State to just 1-for-14 from long distance in a 37-point blowout win on Dec. 2.
- The Tigers have held an opponent to one or fewer 3-pointers (min. 10 attempts) on just seven prior occasions during the Brownell Era.
- The Dec. 2 win over the Bulldogs was the first time this has occurred since Feb. 1, 2017 when Clemson held Georgia Tech to just 1-for-11 from long range.
- During the Brownell Era, when the Tigers hold an opponent to one or fewer triples (min. 10 attempts); they

are 7-1 overall.

- The last time the Tigers held an opponent to one or fewer triples on 14+ attempts was Wofford (1-20) on Feb. 6, 1996; a 77-28 home win.
- The last time the Tigers accomplished this, Terrell McIntyre was a freshman guard.

## OPPONENTS WITH ONE OR FEWER 3-POINTERS IN BROWNELL ERA (MIN. 10 ATT.)

Date	Opponent	3FG	Result
12/2/20	SC State	1-14	W, 75-38
2/1/17	Georgia Tech	1-11	W, 74-62
2/13/16	Georgia Tech	1-11	W, 66-52
12/15/15	Presbyterian	1-10	W, 69-41
11/22/14	vs. LSU	1-13	W, 64-61
1/9/14	Florida State	1-11	L, 41-56
11/17/13	South Carolina	1-10	W, 71-57
11/13/13	Delaware State	1-13	W, 58-37

**BOLD** signifies a Clemson home game

## CONSECUTIVE GAMES FORCING 20+ T.O.

- In back-to-back games to start the season, the Tigers forced 20+ turnovers against Purdue and SC State.
- Clemson forced 22 Boilermaker turnovers in the Space Coast Challenge championship game (Nov. 26).
- In its home opener, the Tigers forced 24 Bulldog turnovers (Dec. 2).
- Clemson also forced 21 turnovers against Morehead State (Dec. 21).
- The last time the Tigers forced 20+ turnovers in back-to-back games was Nov. 22, 2010 against Seton Hall and Nov. 21, 2010 against Old Dominion.
- Clemson forced 20 in each game during Paradise Jam in St. Thomas, Virgin Islands.
- The Tigers can match that season of 20+ turnovers forced in three-straight games. Clemson opened that tournament forcing 21 Long Beach State turnovers (Nov. 19, 2010).

## REGULAR SEASON TOURNAMENTS UNDER BROWNELL

- Since the 2010-11 season, Clemson is 18-13 in regular season tournaments, including wins over Mississippi State and Purdue in this year's Space Coast Challenge.
- Dating back to the 2017 Charleston Classic, the Tigers are 7-3 in regular season tournaments.
- The last time Clemson won a regular season tournament prior to the 2020 Space Coast Challenge was the 2008 Charleston Classic.

## CLEMSON REGULAR SEASON TOURNAMENT CHAMPIONSHIPS

- The Tigers have now won 28 regular season championships in history.

### CLEMSON REGULAR SEASON TOURNAMENT CHAMPIONSHIPS

Year	Tournament	Site	Victories
1955-56	Gator Bowl	Jacksonville, Fla.	LSU, South Carolina
1965-66	Poinsettia Classic	Greenville, S.C.	Ole Miss, Manhattan
1966-67	Poinsettia Classic	Greenville, S.C.	LSU, Furman
1971-72	Poinsettia Classic	Greenville, S.C.	Holy Cross, Auburn
1973-74	IPTAY Invitational	Clemson, S.C.	Auburn, St. John's
1973-74	Poinsettia Classic	Greenville, S.C.	Delaware, Furman
1975-76	Charlotte Invite	Charlotte, N.C.	BC, Davidson
1976-77	IPTAY Invite	Clemson, S.C.	Yale, Florida State
1977-78	IPTAY Invite	Clemson, S.C.	TCU, Rhode Island
1977-78	Charleston Invite	Charleston, S.C.	Catholic, Canisius
1978-79	IPTAY Invite	Clemson, S.C.	Brown, Kent State
1978-79	Sun Bowl	El Paso, Texas	UTEP, Texas Tech
1979-80	IPTAY Invite	Clemson, S.C.	Siena, MTSU
1980-81	IPTAY Invite	Clemson, S.C.	Cornell, Fairfield
1980-81	Rainbow Classic	Honolulu, Hawaii	La. Tech, Indiana, Hawaii
1981-82	IPTAY Invite	Clemson, S.C.	Bowling Green, Stetson
1983-84	IPTAY Invite	Clemson, S.C.	Marquette, Furman
1984-85	IPTAY Invite	Clemson, S.C.	Campbell, South Fla.
1984-85	Music City Invite	Nashville, Tenn.	UMass, Vandy
1985-86	IPTAY Invite	Clemson, S.C.	ETSU, South Fla.
1986-87	IPTAY Invite	Clemson, S.C.	Georgia St., Boston U.
1986-87	TCBY Invite	Little Rock, Ark.	Delaware St., UALR

1986-87	Hawaii Pacific Inv.	Honolulu, Hawaii	Fordham, Hawaii, Pacific
1990-91	FIU Invite	Miami, Fla.	Coppin St., Fla. Atlantic
2005-06	San Juan Shootout	San Juan, P.R.	PR-Mayaguez, Holy Cross, Akron
2006-07	Cox Comm. Classic	Norfolk, Va.	A-State, Monmouth
2008-09	Charleston Classic	Charleston, S.C.	Hofstra, TCU, Temple
2020-21	Space Coast	Melbourne, Fla.	Miss. St., Purdue

## TIGERS PRODUCE 13 STEALS

- Clemson came away with 13 steals in its 81-70 championship victory over Purdue on Nov. 25.
- The Tigers tied last season's performance of 13 steals against Colgate (Nov. 10, 2019).
- The 13 steals tied for the most in a game for Clemson since swiping 15 in an 84-67 win over Lipscomb (Dec. 30, 2018).
- The year prior in 2017-18, the Tigers stole 15 passes in a 74-69 overtime win over Louisville (Jan. 6, 2018).
- Besides those two instances, it is tied for the third-most steals in a game for Clemson under head coach Brad Brownell since they notched 16 (the most under coach Brownell) against The Citadel on Jan. 1, 2013.
- Nick Honor came away with a career-best four steals against Purdue (Nov. 25).

## CONSECUTIVE WINS TO END ONE SEASON AND START ANOTHER

- The Tigers won its quarterfinal matchup against Miami in the 2020 ACC Tournament 69-64 before the tournament was cancelled due to COVID-19.
- With a season-opening win over Mississippi State, the Tigers won its last game of one season and its first game of the next for the first time since 1945-46 and 1946-47.
- Clemson beat The Citadel on Feb. 23, 1946 by a score of 76-24. They then opened the 1946-47 season on Dec. 11 and beat Erskine 58-30.

## OPENING SEASON WITH TWO POWER FIVE VICTORIES

- Clemson accomplished something the program has not done since the 1951-52 season when the Tigers won the Space Coast Challenge on Thanksgiving Day. The Tigers opened the season by beating Mississippi State and Purdue on consecutive days by 11 points each to win the championship.
- It marked the first time since 1951-52 and just the third time in the history of the program that Clemson opened its season with consecutive wins over teams from Power Five Conference schools.
- In 1951-52, under head coach Banks McFadden, the Tigers defeated Georgia at home on Dec. 1 by a 57-47 score, then four days later defeated the Bulldogs in Athens, 77-54.
- Clemson went on to a 17-7 record that year, its finest under McFadden, and won a then-record 11 Southern Conference games.
- The only other year Clemson accomplished the feat was 1934-35 when the Tigers opened by winning consecutive games in consecutive days at Auburn. That Clemson team went on to a 15-3 record, the best winning percentage in Clemson history (min 15 games).

## SEASONS CLEMSON BEGAN WITH CONSECUTIVE WINS OVER POWER 5 TEAMS

Year	Win #1	Win #2
1934-35	at Auburn, 33-23	at Auburn, 31-18
1951-52	Georgia, 57-47	at Georgia, 77-54
2020-21	Mississippi State, 53-42	Purdue, 81-70

## \*LIT\*TLEJOHN COLISEUM

- The Tigers are 50-13 (.794) dating back to the beginning of the 2017-18 season on their home floor.
- Since the inception of the newly renovated Littlejohn Coliseum (2016-17 season), the Tigers are 59-19 overall (.756 percent).
- In non-conference regular season games, the Tigers are 28-3 during that span (.903 percent).

# NOTES

• In total non-conference games, including home NIT games, the Tigers are 29-5 (.853 percent).

## INJURY BITTEN TIGERS IN 2019-20

- The Tigers had been bitten by the injury bug in 2019-20 and had many key players miss time due to injuries, including preseason projected starters Clyde Trapp and Jonathan Baehre and in-season starter Chase Hunter.
- Baehre, who returned from an ACL injury suffered in May 2019, was out for the rest of the season after re-tearing his ACL in late December 2020.
- For much of last season, the Tigers had as few as **eight scholarship players** active in games.
- Players missed a total of **75 games** last season.

### Games Missed in 2019-20

Name	Yr	Pos	Gms Missed
Jonathan Baehre	Jr.	F	29
Alex Hemenway	Fr.	G	12
Chase Hunter	Fr.	G	21
Khavon Moore	So.	G/F	2
Aamir Simms	Jr.	F	1
Clyde Trapp	Jr.	G	10

## CLEMSON WINS OVER TOP-6 TEAMS LAST SEASON

- Clemson defeated Florida State, 70-69 for its third top-six win (time of the game) over teams in the AP poll on Feb. 29, and now leads the nation in top six wins.
- The Tigers have defeated a third-ranked Duke, fifth-ranked Louisville and sixth-ranked Florida State this season.
- It is the first time since 1979-80 that Clemson has beaten three top-6 teams (top six by one of the two polls) in the same year.
- It is the first time in program history that Clemson has recorded three Top-6 AP ranked wins in the same season.
- Thirty-two different teams have recorded 36 top-6 wins this year. Louisville and Kentucky are the only other teams with two wins over top-6 teams. There have been 11 top-6 wins by ACC teams this year and Clemson has three of them.

## BROWNELL'S 20-WIN SEASONS

- Head coach Brad Brownell clinched his fourth 20-win campaign at Clemson with a 75-69 victory over Wright State in the first round of the NIT on March 19, 2019.
- It marks Brownell's second consecutive 20-win season at Clemson.
- Brownell won 25 games in 2017-18 en route to leading the Tigers to the Sweet 16 of the NCAA Tournament.
- Brownell was a Naismith National Coach of the Year semifinalist in 2017-18 and won Sports Illustrated College Coach of the Year.
- The 25 wins tied the Clemson record for wins in a season and the 11 ACC victories was the most by a Clemson coach in history.
- Brownell also accomplished 20 wins in 2013-14 and in his first season as a Tiger in 2010-11.
- The Tigers reached the semifinals of the NIT in 2014, while making an appearance in the second round of the NCAA Tournament in 2011.
- Brownell came to Clemson with six 20-win campaigns under his belt, including one at UNC Wilmington and one for each year he spent at Wright State.
- Of those six seasons, Brownell's teams made it to the NCAA Tournament on three occasions.

## CLEMSON SEASON BREAKDOWN BY UNIFORM

- In 2017-18 the Tigers debuted three new jerseys to their arsenal, including a new version of its home white and road orange uniform. They also debuted purple, anthracite and throwback jerseys.

- Clemson wore its 2017-18 home whites the most last season, wearing them for 19-out-of-their-32 regular season games.
- With the exception of one home game in which Clemson wore 1990's throwback home white uniform against Pittsburgh, the Tigers wore its 17-18 home whites on the road in a 14-point win at Ohio State. The Buckeyes wore all red that night.
- They also wore white during their two-point triumphant comeback win over then No. 22-ranked Florida on Dec. 16 in the Orange Bowl Classic.
- 18 of the Tigers' 25 wins in 2017-18 came while wearing their home whites.

### CLEMSON'S RECORD BY UNIFORM (17/18-pres.)

Uniform	Times Worn	Wins	Losses
Home White	64	54	10
Road Orange	42	18	24
90's Throwback Home White	7	3	4
Purple	4	1	3
Anthracite	2	0	2

## 2020-21 SIGNING CLASS RANKED 20TH NATIONALLY

- Head Coach Brad Brownell and his staff added three players to the Clemson University men's basketball program for the 2020-21 campaign. P.J. Hall (Spartanburg, S.C./Dorman), Olivier-Maxence Prosper (Montreal, Quebec, Canada/NBA Academy Latin America) and Lynn Kidd (Gainesville, Fla./IMG Academy) all signed national letters of intent to play for the Tigers beginning in 2020-21.
- The recruiting class ranks 20th nationally according to 247Sports. Also, according to 247Sports, Hall and Prosper rank as the No. 3 and No 4 all-time prospects based on ranking in Clemson history.
- *"I'm extremely excited about the addition of P.J. and O-Max to the Clemson Basketball family," said Brownell. "They are both highly regarded players who come from outstanding families and will add tremendous size, length and versatility to our team. These two hard-working young men have the ability and the opportunity to make a significant impact on our program. Our fans will certainly be excited to watch them play next season."*

## PJ HALL (SPARTANBURG, S.C./DORMAN)

- Hall is a 6-10, 235-pound forward from Spartanburg, S.C. and is rated as a four-star prospect according to both ESPN and 247Sports. ESPN ranks Hall No. 42 in its Top 100 for the 2020 signing class. He is rated the No. 1 prospect in South Carolina and 10th at his position nationally. 247Sports lists Hall as their No. 61 overall prospect and the No. 9 player at his position in the country. Rivals ranks him at No. 62 in their Rivals150.
- *"PJ is a strong, physical post player with a shooting touch that allows him to play both inside and outside. He comes from an outstanding Dorman High School program coached by Thomas Ryan, where he has won back-to-back 5A State Championships. His passion for basketball and willingness to work gives us great excitement about his future at Clemson."*
- *"Family's the most important thing, and that's the reason I fell in love with Clemson University," Hall said. "I went up there and my last visit in the fall was amazing. We were on a visit, but it didn't feel like a visit. It felt like I was a part of the basketball team and a student at the university."*
- *"That was the reason I couldn't say no. Coach Brownell recruited me two years very hard and I can't wait to play for him for the next four."*
- As a member of Upward Stars (SC), Hall averaged 14.8 points and 4.8 rebounds per game on the adidas Gauntlet in 2019. Hall's best game came against the Atlanta Celtics, scoring 27 points and grabbing 14 rebounds.
- Over the course of 14 games, Hall finished 59.1 (81-for-137) percent from the floor and an ultra-impressive 55.8 percent (24-for-43) from three.
- PJ chose Clemson over Virginia Tech, Florida, Tennessee, Georgia Tech and South Carolina among others.

## PJ Hall Honors and Accolades

### Rankings

- No. 1 ranked player in South Carolina
- ESPN ranked four-star prospect (No. 48 in ESPN Top 100, No. 9 power forward in the nation)
- 247Sports ranked four-star prospect (No. 54 in Top247, No. 9 power forward in the nation)
- Rivals ranked four-star prospect (No. 48 in Rivals150, No. 8 power forward in the nation)

### 2018-19

- Averaged 14.5 points, 8.2 rebounds and 2.1 blocks per game as a junior
- USA Today All-South Carolina Team
- 5A State Champion
- All-Region
- All-State
- Spartanburg Herald Journal First-Team All-Area
- Chick-Fil-A Classic All-Tournament Team

### 2017-18:

- SC Top-80 Camp "Mr. Basketball"
- 5A State Champion
- SCHSL All-Rookie Team

## OLIVIER-MAXENCE PROSPER (MONTREAL, QUEBEC, CANADA/ NBA ACADEMY LATIN AMERICA)

- Prosper is a 6-7 versatile forward from Montreal, Quebec, Canada and is rated as a four-star prospect according to 247Sports. He is ranked No. 82 overall and as the No. 15 power forward in the 2020 247Sports Top247.
- *"O-Max is an athletic forward with the skill set and versatility to play multiple positions at Clemson. He's an extremely hard worker who is dedicated to improving his game. Our coaching staff was impressed by his talent and competitive spirit at such a young age and feels like O-Max has a very bright future in basketball."*
- *"Thank you to Clemson University and Clemson Basketball for giving me the opportunity to be part of the family and providing me with the platform to expand my game. This is only the beginning," Prosper posted the day of his commitment.*
- Prosper spent last season at Lake Forest Academy in Illinois and transferred to the NBA's Latin American Academy in Mexico City to finish his high school career. He will graduate early and reclassify and join Clemson for the 2020-21 season.
- Prosper played for Brookwood Elite (Canada) on the adidas Gauntlet in 2019. He averaged 11.2 points and 4.5 rebounds over six contests. He shot 43.4 percent from the floor. Prosper's best game came against the NY Jayhawks, finishing with 17 points and nine rebounds.
- Prosper chose Clemson over California, Stanford and Baylor.

## Olivier-Maxence Prosper Honors and Accolades

### Rankings

- 247Sports ranked four-star prospect (No. 82 in Top247, No. 15 power forward in the nation)
- Rivals ranked four-star prospect

### Accolades

- No. 3 ranked Canadian in 2020 class by North Pole Hoops
- MVP of 2019 Biosteel Canadian All-Star Game
- All-Star Team of 2019 NBA Basketball Without Borders
- First-Team All-Star of NBA Academy Camp
- First-Team All-Tournament at the 2019 Caribbean Classic

## LYNN KIDD (GAINESVILLE, FLA./IMG ACADEMY)

- Kidd signed a national letter of intent to play for the Tigers and is reclassifying from 2021 to 2020.

# NOTES

- Kidd is a 6-10, 230-pound center who is rated as a four-star prospect on 247Sports Composite 2020 rankings. Kidd is currently still listed on ESPN's Top 100 prospect list for the 2021 class (No. 77).
- He competed at the Power 24 in Georgia, playing for the Showtime Ballers. In four games, Kidd averaged 13.0 points, 7.3 rebounds and 2.0 blocks per game. He quickly rose to become one of the hottest prospects in the country.
- Kidd chose Clemson over Miami, Virginia Tech, Wake Forest, Auburn and Florida.
- *"The talent in our program continues to rise and another example of that is our addition of Lynn Kidd," said Brownell. "He is an outstanding front court player with great size and athleticism. Lynn adds to our depth in the front court and will help us defensively with his shot blocking and rebounding. Offensively, he is a very good finisher around the rim and has shown the ability to step out and make high-post jump shots. Our staff looks forward to working with him this season."*

## **P.J. HALL EARNS MVP OF BEACH BALL CLASSIC**

- Hall led Dorman High School to the 39th Beach Ball Classic title, just the first time a team from South Carolina has done so since 1986.
- Dorman defeated St. John's of Washington, D.C., 69-60, for the 39th Beach Ball championship game at the Myrtle Beach Convention Center.
- Hall recorded 20 points and five rebounds for the No. 15 ranked Dorman squad.

## **OLIVIER-MAXENCE PROSPER COMPETES AT BASKETBALL WITHOUT BORDERS GLOBAL CAMP**

- Prosper competed at the sixth annual Basketball Without Borders (BWB) Global Camp, a joint venture of the NBA and FIBA.
- Sixty-four boys and girls from 34 countries and regions, get measured, undergo athletic testing, practice, scrimmage and conduct drills under watchful eyes of all 30 NBA franchises.
- Participants also attend daily seminars for life skills.
- "Prosper is one of the more intriguing long-term prospects given his physical tools and two-way play at the combo forward position every NBA team covets."

# 0 CLYDE TRAPP



Sr. | Guard | 6-4 | 203  
Eastover, S.C. | Lower Richland

## » CAREER HIGHS

Points	17	vs. Syracuse	1/28/20
Rebounds	9	2x, last vs. North Carolina	2/2/21
Assists	11	vs. Syracuse	2/6/21
Steals	3	3x, last vs. Florida State	12/29/20
FG Made	6	3x, last vs. North Carolina	2/2/21
3FG Made	4	2x, last vs. Syracuse	1/28/20
FT Made	6	vs. Florida State	12/29/20
Minutes	37	vs. Wright State	3/19/19

## » ABOUT CLYDE TRAPP

**Born** December 23, 1998  
**Hometown** Eastover, S.C.  
**High School** Lower Richland High School  
**Major** Sports Communications  
**Pre-Game Ritual** Meditates

» Played AAU basketball under Edward Scott, a former All-ACC standout at Clemson and still one of the program's leaders in assists.

## » 2020-21 GAME-BY-GAME

OPPONENT	FG	PCT.	3FG	PCT.	FT	PCT.	OR-DR-TOT	PF	A	TO	BLK	STL	PTS	MIN
* vs. Mississippi State	2-4	.500	1-2	.500	0-0	.000	1-3-4	1	4	2	0	0	5	21
* vs. Purdue	4-8	.500	0-1	.000	1-2	.500	1-3-4	0	2	0	0	0	9	29
* South Carolina State	2-4	.500	1-1	1.000	2-2	1.000	2-3-5	2	1	3	0	2	7	17
* Maryland	0-1	.000	0-1	.000	0-0	.000	1-6-7	1	2	2	1	1	0	25
* vs. Alabama	2-5	.400	0-2	.000	0-2	.000	1-4-5	1	2	3	0	1	4	22
* at Virginia Tech	3-7	.429	2-3	.667	1-2	.500	0-3-3	4	1	1	1	0	9	24
at South Carolina	PPD													
* vs. Morehead State	2-7	.286	0-3	.000	4-4	1.000	0-5-5	2	2	2	0	2	8	25
* [18] Florida State	4-10	.400	1-3	.333	6-8	.750	1-5-6	1	0	1	0	3	15	24
* at Miami (Fla.)	2-9	.222	1-2	.500	0-0	.000	0-5-5	2	5	1	0	0	5	35
* NC State	5-10	.500	1-4	.250	0-3	.000	0-7-7	2	0	2	0	0	11	34
at North Carolina	PPD													
at Syracuse	PPD													
* [18] Virginia	2-4	.500	1-2	.500	1-2	.500	0-5-5	1	1	0	0	0	6	28
* at Georgia Tech	6-9	.667	2-2	1.000	0-0	.000	1-6-7	0	1	2	2	0	14	32
* at Florida State	3-7	.429	1-3	.333	0-1	.000	0-5-5	1	0	1	0	0	7	27
* [25] Louisville	2-5	.400	0-2	.000	2-4	.500	0-7-7	3	2	2	0	0	6	36
* at Duke	1-2	.500	0-0	.000	0-0	.000	0-4-4	1	3	0	1	0	2	25
* North Carolina	6-13	.462	1-3	.333	1-3	.333	0-9-9	0	2	0	1	1	14	35
* Syracuse	1-4	.250	0-1	.000	0-0	.000	2-6-8	2	11	5	0	2	2	36
* Georgia Tech	2-7	.286	2-4	.500	0-0	.000	0-8-8	4	3	3	0	1	6	32
at Notre Dame	PPD													
at Pittsburgh	PPD													
* at Wake Forest	1-8	.125	0-4	.000	2-2	1.000	1-3-4	0	2	1	1	0	4	32
* Miami (Fla.)	2-7	.286	0-2	.000	1-1	1.000	0-4-4	0	4	2	0	1	5	33
at Syracuse														
Pittsburgh														

\* - Game Started; [] AP Ranking

## » NOTES

### TRAPP SETS CAREER-HIGH ASSIST MARK

- Clyde Trapp totaled 11 assists against Syracuse (Feb. 6). That set a new career-best for Trapp.
- The 11 assists tied for the most by an individual player during the Brad Brownell Era (since 2010).
- Trapp tied former teammate Marquise Reed with 11 assists. Reed totaled 11 against Georgia Tech (Jan. 28, 2018).

### TRAPP TIES CAREER-HIGH REBOUND MARK

- Clyde Trapp totaled nine rebounds in a 63-50 win over North Carolina on Feb. 2.
- Trapp also posted 14 points on a career-high-tying six made field goals.

### BEST SEASON PERFORMANCE VS. FSU

- Clyde Trapp put on his best performance of the season in a win over Florida State.
- Trapp led the Tigers with 15 points on 4-for-10 shooting, including a career-high six made free throws.
- Trapp also added a career-high-tying three steals in the contest.

### BEST NIGHT AS A TIGER

- Clyde Trapp put together probably his best performance as a Tiger. Head Coach Brad Brownell stated as such following Clemson's home win over Syracuse.
- Trapp posted career highs in points (17), rebounds (9) and assists (6) to help propel the Tigers to victory.
- Trapp also scored the game-winning basket with 2.5 seconds left in the game on a pass from Khavon Moore.

### CAREER NIGHT ON THE GLASS

- Clyde Trapp grabbed a career-high eight rebounds against Wake Forest (Jan. 21) in a 71-68 victory.
- The eight rebounds were the most of his career and also the most defensive rebounds of his career (8).

### POISED ON THE FLOOR

- Trapp brought much needed depth and experience to the floor for the Tigers last season.
- Having started the last five contests, he has posted 13 assists, including one of the biggest in Clemson history.
- Trapp made a great in rhythm, in the pocket pass to Aamir Simms for a late wing 3-pointer to tie the Tar Heels at 70-70 with 3.5 seconds left.
- Trapp scored or assisted on four points in the overtime victory, the Tigers' first in Chapel Hill in 59 tries, spanning 95 years.

## » CAREER STATS

Year	GP	GS	Min.	Field Goals			3-PT			FT			Rebounds				PF	DQ	A	TO	Blk	Stl	Pts.	Avg.
				FG	FGA	Pct.	FG	FGA	Pct.	FT	FTA	Pct.	OR	DR	TOT	Avg.								
2017-18	29	0	225	16	41	.390	7	21	.333	14	19	.737	1	19	20	0.7	25	0	17	15	2	2	53	1.8
2018-19	34	7	816	69	173	.399	26	85	.306	40	62	.645	15	114	129	3.4	73	1	54	58	8	28	204	6.0
2019-20	21	19	537	44	120	.367	17	65	.262	21	42	.500	2	80	82	3.9	37	0	53	35	2	14	126	6.0
2020-21	20	20	571	52	131	.397	14	45	.311	21	36	.583	11	101	112	5.6	28	0	48	33	7	14	139	7.0
<b>TOTAL</b>	<b>104</b>	<b>46</b>	<b>2150</b>	<b>181</b>	<b>465</b>	<b>.389</b>	<b>64</b>	<b>216</b>	<b>.296</b>	<b>96</b>	<b>159</b>	<b>.604</b>	<b>29</b>	<b>298</b>	<b>327</b>	<b>3.1</b>	<b>163</b>	<b>1</b>	<b>172</b>	<b>141</b>	<b>19</b>	<b>58</b>	<b>522</b>	<b>5.0</b>

## » TRAPP NOTES

### TRAPP SUFFERS TORN ACL

- It was announced on June 28, 2019 that Trapp tore his ACL, one day before the team would travel to Italy for the 2019 World University Games.

# 1 JONATHAN BAEHRE

Sr. | Forward | 6-10 | 214  
Weisbaden, Germany | UNC Asheville



## » CAREER HIGHS

Points	28	at USC	3/13/18
Rebounds	14	at USC	3/13/18
Assists	4	vs. Western Carolina	12/17/17
Steals	3	vs. Western Carolina	12/17/17
FG Made	11	at USC	3/13/18
3FG Made	4	at USC	3/13/18
FT Made	4	4x, last at Wake Forest	2/24/21
Minutes	42	at USC	3/13/18

## » ABOUT JONATHAN BAEHRE

<b>Born</b> September 12, 1996
<b>Hometown</b> Weisbaden, Germany
<b>High School</b> Wilkinson County (Ga.)
<b>Previous School</b> UNC Asheville
<b>Major Athletic Leadership</b>
<b>Pronunciation:</b> Baehre (Sounds like Bear)

## » 2020-21 GAME-BY-GAME

OPPONENT	FG	PCT.	3FG	PCT.	FT	PCT.	OR-DR-TOT	PF	A	TO	BLK	STL	PTS	MIN
vs. Mississippi State	1-2	.500	0-0	.000	0-0	.000	0-1-1	2	2	1	0	0	2	17
vs. Purdue	4-7	.571	2-4	.500	1-1	1.000	0-0-0	2	2	1	1	1	11	23
South Carolina State	0-0	.000	0-0	.000	0-0	.000	0-1-1	0	0	0	0	0	0	5
* Maryland	1-5	.200	0-1	.000	0-0	.000	0-3-3	2	2	0	0	0	2	21
* vs. Alabama	4-9	.444	0-2	.000	0-0	.000	2-6-8	2	1	1	2	0	8	19
* at Virginia Tech	2-6	.333	1-2	.500	2-2	1.000	0-3-3	2	0	0	2	3	7	23
at South Carolina	PPD													
vs. Morehead State	2-4	.500	1-1	1.000	1-2	.500	3-5-8	1	2	0	1	2	6	24
* Florida State	2-7	.286	0-2	.000	4-7	.571	4-3-7	0	0	2	1	1	8	24
* at Miami (Fla.)	3-6	.500	1-1	1.000	0-0	.000	1-5-6	2	1	2	0	0	7	24
* NC State	3-6	.500	0-1	.000	1-1	1.000	3-3-6	5	1	2	0	0	7	28
at North Carolina	PPD													
at Syracuse	PPD													
* [18] Virginia	0-1	.000	0-1	.000	0-0	.000	0-0-0	1	0	0	0	0	0	11
* at Georgia Tech	0-3	.000	0-1	.000	0-0	.000	1-3-4	3	4	2	1	1	0	18
* at Florida State	1-5	.200	1-4	.250	2-2	1.000	0-3-3	1	0	0	1	0	5	19
[25] Louisville	1-3	.333	0-2	.000	2-2	1.000	1-3-4	1	0	1	0	0	4	17
at Duke	0-2	.000	0-1	.000	0-0	.000	0-1-1	3	0	2	1	0	0	14
North Carolina	1-2	.500	0-0	.000	0-0	.000	0-1-1	0	0	0	0	0	2	4
Syracuse	2-2	1.000	0-0	.000	2-2	1.000	0-6-6	1	0	1	1	0	6	16
Georgia Tech	2-2	1.000	0-0	.000	4-4	1.000	1-1-2	2	1	0	1	0	8	12
at Notre Dame	PPD													
at Pittsburgh	PPD													
at Wake Forest	0-1	.000	0-1	.000	4-4	1.000	0-1-1	1	0	0	1	0	4	14
Miami (Fla.)	1-3	.333	0-0	.000	0-0	.000	1-1-2	0	1	0	0	0	2	13
at Syracuse														
Pittsburgh														

\* - Game Started; [] AP Ranking

## » NOTES

### FAST START IN 2020-21

- Jonathan Baehre has already managed the same amount of contests in one week that he had previously in a Tiger uniform in two seasons.
- Baehre came on strong off the bench against Purdue, providing 11 points, two assists and finishing 4-for-7 from the floor.
- Baehre enjoyed one of his best games as a Tiger against Alabama (Dec. 12). He finished with eight points and eight rebounds, while adding two blocks (a season-high).

### BAEHRE RE-TORE ACL

- It was announced on Feb. 1, 2020 that Jonathan Baehre re-tore his ACL and underwent successful surgery.
- Baehre is officially out for the remainder of the 2019-20 season.
- It was announced on May 21, 2019 that Baehre tore his ACL. He would still travel to Italy for the 2019 World University Games, but would not participate.


## » CAREER STATS

Year	GP	GS	Min.	Field Goals			3-PT			FT	FTA	Pct.	Rebounds				PF	DQ	A	TO	Blk	Stl	Pts.	Avg.
				FG	FGA	Pct.	FG	FGA	Pct.				OR	DR	TOT	Avg.								
2016-17	11	0	82	9	19	.474	1	3	.333	4	9	.444	9	8	17	1.5	9	0	5	5	3	3	23	2.1
2017-18	33	20	716	100	185	.541	24	66	.364	15	20	.750	50	97	147	4.5	92	4	29	38	57	21	239	7.2
2019-20	2	0	26	0	2	.000	0	2	.000	0	0	.000	1	6	7	3.5	0	0	0	6	0	0	0	0.0
2020-21	20	9	346	30	76	.395	6	24	.250	23	27	.852	17	50	67	3.4	31	1	17	15	13	8	89	4.5
<b>CLEMSON</b>	<b>22</b>	<b>9</b>	<b>372</b>	<b>30</b>	<b>78</b>	<b>.385</b>	<b>6</b>	<b>26</b>	<b>.231</b>	<b>23</b>	<b>27</b>	<b>.852</b>	<b>18</b>	<b>56</b>	<b>74</b>	<b>3.4</b>	<b>31</b>	<b>1</b>	<b>17</b>	<b>21</b>	<b>13</b>	<b>8</b>	<b>89</b>	<b>4.0</b>
<b>TOTAL</b>	<b>67</b>	<b>30</b>	<b>1195</b>	<b>142</b>	<b>288</b>	<b>.493</b>	<b>32</b>	<b>96</b>	<b>.333</b>	<b>48</b>	<b>62</b>	<b>.774</b>	<b>81</b>	<b>167</b>	<b>248</b>	<b>3.7</b>	<b>132</b>	<b>5</b>	<b>55</b>	<b>65</b>	<b>77</b>	<b>33</b>	<b>364</b>	<b>5.4</b>

\* Played first two collegiate seasons at UNC Asheville

# 2 AL-AMIR DAWES

So. | Guard | 6-2 | 180  
Newark, N.J. | The Patrick School



## » CAREER HIGHS

Points	22	at Boston College	2/22/20
Rebounds	8	vs. Virginia	2/5/20
Assists	6	2x, last vs. Colorado	11/26/19
Steals	3	3x, last vs. Miami	2/27/21
FG Made	8	at Boston College	2/22/20
3FG Made	6	at Boston College	2/22/20
FT Made	9	vs. NC State	1/4/20
Minutes	37	3x, last at Virginia Tech	12/15/20

## » ABOUT AL-AMIR DAWES

**Born** September 28, 2001  
**Hometown** Newark, N.J.  
**High School** The Patrick School  
**Major Communications**

» ESPN Top 100 Prospect, 247Sports Top 150 Prospect, Rivals Top 150 Prospect.  
 » Chose Clemson over Providence, Seton Hall, St. John's and UCONN.

## » 2020-21 GAME-BY-GAME

OPPONENT	FG	PCT.	3FG	PCT.	FT	PCT.	OR-DR-TOT	PF	A	TO	BLK	STL	PTS	MIN
* vs. Mississippi State	3-9	.333	1-3	.333	3-4	.750	1-1-2	1	1	3	0	1	10	26
vs. Purdue	3-6	.500	0-3	.000	4-4	1.000	1-4-5	2	3	0	0	2	10	29
* South Carolina State	2-7	.286	0-4	.000	1-1	1.000	0-0-0	2	4	0	1	3	5	20
* Maryland	4-8	.500	2-4	.500	2-2	1.000	0-1-1	1	1	0	0	1	12	23
* vs. Alabama	4-9	.444	1-5	.200	1-3	.333	2-2-4	1	3	1	1	1	10	32
* at Virginia Tech	6-14	.429	5-11	.455	1-2	.500	0-4-4	1	3	5	1	1	18	37
at South Carolina	PPD													
* vs. Morehead State	4-9	.444	4-9	.444	0-0	.000	0-0-0	1	3	2	0	0	12	23
* Florida State	4-8	.500	3-6	.500	0-0	.000	0-2-2	2	1	3	0	0	11	25
* at Miami (Fla.)	2-7	.286	0-3	.000	0-0	.000	1-4-5	2	2	1	0	2	4	37
* NC State	2-9	.222	1-4	.250	0-0	.000	0-2-2	1	2	0	0	0	5	27
at North Carolina	PPD													
at Syracuse	PPD													
* [18] Virginia	0-4	.000	0-1	.000	0-0	.000	0-0-0	1	1	1	0	0	0	20
* at Georgia Tech	1-4	.250	1-4	.250	0-0	.000	0-3-3	2	1	3	0	0	3	18
* at Florida State	2-11	.182	1-7	.143	2-2	1.000	1-3-4	0	0	2	0	1	7	26
* [25] Louisville	5-11	.455	4-8	.500	1-2	.500	0-1-1	2	3	0	0	1	15	30
* at Duke	2-6	.333	2-5	.400	0-0	.000	0-0-0	0	0	2	0	1	6	27
North Carolina	3-6	.500	1-3	.333	0-0	.000	0-0-0	1	1	3	0	0	7	17
Syracuse	2-4	.500	2-3	.667	2-2	1.000	0-0-0	0	1	2	0	0	8	16
Georgia Tech	3-7	.429	1-4	.250	1-2	.500	0-2-2	1	1	3	0	0	8	24
at Notre Dame	PPD													
at Pittsburgh	PPD													
at Wake Forest	0-2	.000	0-0	.000	0-0	.000	1-3-4	0	1	0	0	0	0	16
Miami (Fla.)	7-9	.778	4-4	1.000	1-2	.500	0-3-3	1	1	0	1	3	19	28
at Syracuse														
Pittsburgh														

\* - Game Started; [] AP Ranking

## » NOTES

### DAWES LIGHTS IT UP AGAINST MIAMI

- Al-Amir Dawes scored a season-high 19 points on an extremely efficient 7-for-9 from the floor, including a perfect 4-for-4 from three point range.
- Dawes shared the team-lead in points with Aamir Simms, while tying a career-high in steals with three.

### DAWES PICKING UP WHERE HE LEFT OFF

- Sophomore Al-Amir Dawes got off to a quick start for the Tigers this season, scoring in double-figures in six of the team's first seven contests.
- Dawes scored in double figures in five consecutive games earlier this season, including a season-high 18 points at Virginia Tech (Dec. 15).
- After starting the season 4-for-19 from 3-point range, Dawes went 12-for-26 over three contests (.462) vs. Virginia Tech, Morehead State and Florida State.

### DAWES' HOT STREAK IN 19-20

- Dawes had 18 points, including the game-winner with one second left in Clemson's 70-69 win over Florida State.
- Clemson has won five-of-the-last-six games and Dawes led the Tigers in scoring in four of those contests.
- Over those five games, Dawes has averaged 15.0 points, shot 26-53 from the field (.491), 14-of-33 on his three-point attempts (.424) and made 75.0 percent from the line (9-12). He has added 16 assists and seven steals.
- Dawes scored 18 points at Pittsburgh (including 17 in the second half), a game he made 4-of-7 three-point shots and had a career high 22 at Boston College, where he made 6-10 three-point shots.

### LEADING IN VICTORY

- Al-Amir Dawes, an All-Freshman candidate in the ACC, scored a career-high 22 points in a rout of Boston College (Feb. 22).
- Dawes finished 8-for-12 from the floor. The eight made field goals are a new career-best.
- Dawes also set a new career-best with six made 3-pointers (6-for-10).
- His career offensive performance came in a season-tying-high 37 minutes.

### FUELING VICTORY

- Al-Amir Dawes, an All-Freshman candidate in the ACC last season, scored 17 of his 18 points in the second half to help fuel the Tigers to a 20-point road victory at Pittsburgh.
- Dawes scored nine double-digit point games this season.

## » CAREER STATS

Year	GP	GS	Min.	Field Goals			3-PT			FT	FTA	Pct.	Rebounds			PF	DQ	A	TO	Blk	Stl	Pts.	Avg.	
				FG	FGA	Pct.	FG	FGA	Pct.				OR	DR	TOT									Avg.
2019-20	31	26	926	93	244	.381	48	151	.318	45	57	.789	6	81	87	2.8	55	1	76	78	1	30	279	9.0
2020-21	20	14	500	59	150	.393	33	91	.363	19	26	.731	7	35	42	2.1	22	0	33	31	4	17	170	8.5
<b>TOTAL</b>	<b>51</b>	<b>40</b>	<b>1426</b>	<b>152</b>	<b>394</b>	<b>.386</b>	<b>81</b>	<b>242</b>	<b>.335</b>	<b>64</b>	<b>83</b>	<b>.771</b>	<b>13</b>	<b>116</b>	<b>129</b>	<b>2.5</b>	<b>77</b>	<b>1</b>	<b>109</b>	<b>109</b>	<b>5</b>	<b>47</b>	<b>449</b>	<b>8.8</b>

## » DAWES NOTES

- He netted a career-best four 3-pointers against the Panthers, finishing 4-of-7 from behind the arc.
- Overall for the game, Dawes was 5-for-9 from the floor and 4-for-6 from the foul line.
- Dawes' five assists was tied for his second most in a game this season.

### CAREER NIGHT REBOUNDING

- Al-Amir Dawes grabbed a season-high eight rebounds in the Tigers' loss to Virginia (Feb. 5).
- The eight rebounds marked the most the freshman guard has corralled this season.
- He had previously collected six boards on two occasions against Virginia Tech and Yale.

### DAWES' PERFORMANCE VS. ALABAMA A&M

- Al-Amir Dawes enjoyed a seasons-best game against Alabama A&M this season (Nov. 21).
- Dawes scored a season-high 19 points on a season-high seven made field goals.

### BEFORE CLEMSON

- Comes to Clemson as a four-star prospect according to both ESPN and 247Sports. ESPN ranks Dawes No. 95 in its Top 100 for the 2019 signing class.
- He is rated the fifth-best prospect in New Jersey, 15th nationally at the point guard position and 24th overall on the east coast.
- Averaged 15.5 points, 4.3 assists, 3.1 rebounds and 2.1 steals per game on the NIKE EYBL Circuit en route to third-team honors – earning Top 15 recognition.
- Chose Clemson over Providence, Seton Hall, St. John's and UCONN.

### HIGH SCHOOL ACCOLADES

- ESPN Top 100 Prospect
- 247Sports Top 150 Prospect
- Rivals Top 150 Prospect
- Finished Top 15 at NPBA Camp
- Finished Top 3 at Chris Paul's CP3 Camp
- Made Third-Team overall on the Nike EYBL Circuit (meaning he finished Top 15 on the Nike Circuit)



# 3 CHASE HUNTER



So. | Guard | 6-3.5 | 204  
Atlanta, Ga. | Westlake

## » CAREER HIGHS

Points	13	vs. Presbyterian	11/7/19
Rebounds	3	3x, last vs. SC State	12/2/20
Assists	4	2x, last vs. Detroit Mercy	11/17/19
Steals	3	vs. Florida State	1/23/21
FG Made	5	vs. Presbyterian	11/7/19
3FG Made	3	vs. Presbyterian	11/7/19
FT Made	2	2x, last vs. Detroit Mercy	11/17/19
Minutes	30	vs. Detroit Mercy	11/17/19

## » ABOUT CHASE HUNTER

**Born** April 8, 2001  
**Hometown** Atlanta, Ga.  
**High School** Westlake  
**Major** Parks, Recreation, Tourism Management  
 » 247Sports Top 100 Prospect, ranked No. 4 player in the state of Georgia, ranked No. 14 combo guard in the country according to 247Sports.  
 » Chose Clemson over Georgia, Virginia, Oklahoma and Michigan State.

## » 2020-21 GAME-BY-GAME

OPPONENT	FG	PCT.	3FG	PCT.	FT	PCT.	OR-DR-TOT	PF	A	TO	BLK	STL	PTS	MIN
* vs. Mississippi State	1-5	.200	0-1	.000	1-2	.500	0-3-3	1	1	0	0	1	3	16
* vs. Purdue	0-0	.000	0-0	.000	0-0	.000	0-2-2	2	1	2	0	1	0	10
South Carolina State	2-5	.400	0-0	.000	1-2	.500	1-2-3	2	1	1	0	1	5	18
Maryland	0-2	.000	0-0	.000	0-0	.000	0-1-1	1	1	0	0	0	0	10
vs. Alabama	1-6	.167	0-0	.000	2-2	1.000	0-1-1	0	0	1	1	1	4	15
at Virginia Tech	2-5	.400	0-1	.000	0-0	.000	1-2-3	2	1	2	0	0	4	16
at South Carolina	PPD													
* vs. Morehead State	0-5	.000	0-2	.000	0-0	.000	0-0-0	2	2	0	0	0	0	19
Florida State	3-8	.375	0-3	.000	2-2	1.000	1-1-2	1	0	0	0	0	8	22
at Miami (Fla.)	1-3	.333	1-2	.500	0-0	.000	0-1-1	4	1	2	0	0	3	14
NC State	1-1	1.000	0-0	.000	0-2	.000	1-0-1	1	0	1	0	0	2	8
at North Carolina	PPD													
at Syracuse	PPD													
[18] Virginia	2-3	.667	0-0	.000	0-0	.000	0-1-1	0	0	1	0	0	4	16
at Georgia Tech	0-2	.000	0-2	.000	0-0	.000	0-0-0	0	1	1	0	0	0	12
at Florida State	4-7	.571	1-4	.250	0-0	.000	0-0-0	2	0	1	0	3	9	16
[25] Louisville	0-3	.000	0-3	.000	0-0	.000	0-2-2	1	1	1	0	1	0	9
at Duke	4-8	.500	1-1	1.000	0-0	.000	1-1-2	0	2	1	0	1	9	18
North Carolina	1-3	.333	1-2	.500	0-0	.000	0-1-1	2	1	0	0	0	3	17
Syracuse	0-0	.000	0-0	.000	0-0	.000	0-0-0	0	0	1	1	0	0	4
Georgia Tech	0-1	.000	0-1	.000	0-0	.000	1-1-2	1	1	1	0	0	0	9
at Notre Dame	PPD													
at Pittsburgh	PPD													
* at Wake Forest	0-3	.000	0-2	.000	0-0	.000	0-2-2	0	1	2	0	0	0	10
Miami (Fla.)	0-3	.000	0-2	.000	0-0	.000	0-0-0	2	2	0	0	0	0	9
at Syracuse														
Pittsburgh														

\* - Game Started; [] AP Ranking

## » NOTES

### CAREER HIGH STEALS

- Chase Hunter scored nine points in 16 minutes of action against Florida State (Jan. 23). He also snagged a career-high three steals in the process.
- He topped his previous season-highs (which also came earlier against FSU), with four field goals and nine points.

### SEASON-HIGH AGAINST FSU

- Chase Hunter played a season-high 21:47 against the Seminoles and scored a then-season-high eight points in the process.
- His three field goals against Florida State was a then-seasons-best.

### HUNTER SUFFERED FOOT INJURY

- Suffered a foot injury earlier in the year last season that forced the freshman to miss 19 total games.
- Played in two games over that stretch, but made his return on Jan. 18 at NC State, playing also against Wake Forest and at Louisville.

### BEFORE CLEMSON

- Comes to Clemson as a four-star prospect and No. 98 overall in 247Sports' Top 100 for the 2019 class.
- 247Sports ranks Hunter as the No. 4 player in the state of Georgia and the No. 14 combo guard in the country.
- Averaged 15.6 points, 4.1 rebounds, 2.3 assists and 1.8 steals per game as a junior.
- Scored in double-figures in 17-of-22 games and scored more than 20 points on eight occasions, including at least 30 points twice.
- On the Under Armour circuit, Hunter averaged 14.0 points, 2.7 assists, 2.5 rebounds and 1.5 steals per game.
- Hunter chose Clemson over Georgia, Virginia, Oklahoma and Michigan State.

### HIGH SCHOOL ACCOLADES

- 247Sports Top 100 Prospect
- Ranked No. 4 player in the state of Georgia
- Ranked No. 14 combo guard in the country according to 247Sports

## » CAREER STATS

Year	GP	GS	Min.	Field Goals			3-PT			FT			Rebounds				PF	DQ	A	TO	Blk	Stl	Pts.	Avg.
				FG	FGA	Pct.	FG	FGA	Pct.	FT	FTA	Pct.	OR	DR	TOT	Avg.								
2019-20	9	4	175	17	45	.378	7	23	.304	7	11	.636	1	8	9	1.0	17	0	14	12	0	7	48	5.3
2020-21	20	4	268	22	73	.301	4	26	.154	6	10	.600	6	21	27	1.4	24	0	17	18	2	9	54	2.7
<b>TOTAL</b>	<b>29</b>	<b>8</b>	<b>443</b>	<b>39</b>	<b>118</b>	<b>.331</b>	<b>11</b>	<b>49</b>	<b>.224</b>	<b>13</b>	<b>21</b>	<b>.619</b>	<b>7</b>	<b>29</b>	<b>36</b>	<b>1.2</b>	<b>41</b>	<b>0</b>	<b>31</b>	<b>30</b>	<b>2</b>	<b>16</b>	<b>102</b>	<b>3.5</b>

# 4 NICK HONOR



RSo. | Guard | 5-10 | 205  
Orlando, Fla. | Fordham

## » CAREER HIGHS

Points	30	at Maine	12/4/18
Rebounds	6	vs. George Washington	3/6/19
Assists	6	4x, last at Wake Forest	2/24/21
Steals	4	2x, last at Miami	1/2/21
FG Made	9	vs. Florida International	11/16/18
3FG Made	6	vs. St. Bonaventure	1/12/19
FT Made	7	vs. Florida International	11/16/18
Minutes	42	at Rhode Island	2/16/19

## » ABOUT NICK HONOR

**Born** October 8, 2000  
**Hometown** Orlando, Fla.  
**High School** Lake Highland  
**Major Communications**  
 » Committed to make 300 shots daily while sitting out last season to stay sharp and get better.  
 » Father, Al Honor, was recently named to the "Top 100 Influential People" list in Women's College Basketball by Silver Waves Media.

## » 2020-21 GAME-BY-GAME

OPPONENT	FG	PCT.	3FG	PCT.	FT	PCT.	OR-DR-TOT	PF	A	TO	BLK	STL	PTS	MIN
vs. Mississippi State	3-9	.333	2-8	.250	0-0	.000	0-0-0	0	2	1	0	1	8	16
* vs. Purdue	6-10	.600	4-7	.571	1-1	1.000	0-1-1	2	3	2	0	4	17	26
South Carolina State	2-8	.250	1-6	.167	0-0	.000	0-1-1	0	2	2	0	1	5	24
Maryland	4-8	.500	2-3	.667	0-0	.000	0-1-1	1	0	0	0	3	10	28
vs. Alabama	4-8	.500	1-4	.250	0-0	.000	1-0-1	3	3	1	0	1	9	20
* at Virginia Tech	1-6	.167	1-3	.333	0-0	.000	1-1-2	2	4	3	0	0	3	24
at South Carolina	PPD													
vs. Morehead State	5-6	.833	4-5	.800	0-1	.000	0-0-0	2	2	1	0	2	14	21
Florida State	3-10	.300	2-5	.400	5-7	.714	2-2-4	2	1	0	0	1	13	22
at Miami (Fla.)	2-7	.286	1-5	.200	2-3	.667	0-0-0	3	5	2	0	4	7	25
NC State	8-11	.727	5-6	.833	0-1	.000	0-3-3	3	3	0	0	1	21	33
at North Carolina	PPD													
at Syracuse	PPD													
[18] Virginia	3-7	.429	0-3	.000	0-0	.000	1-0-1	0	2	1	0	0	6	24
at Georgia Tech	3-5	.600	3-4	.750	1-2	.500	0-0-0	0	2	1	0	1	10	26
at Florida State	0-5	.000	0-2	.000	6-6	1.000	1-1-2	2	3	2	0	1	6	21
[25] Louisville	0-4	.000	0-4	.000	0-0	.000	0-0-0	0	0	1	0	0	0	10
at Duke	1-9	.111	1-7	.143	0-0	.000	0-1-1	2	2	1	0	1	3	23
* North Carolina	2-7	.286	2-4	.500	0-0	.000	0-3-3	1	0	1	0	1	6	27
* Syracuse	5-8	.625	5-8	.625	0-0	.000	0-0-0	2	1	0	0	0	15	24
* Georgia Tech	5-7	.714	2-2	1.000	0-0	.000	0-1-1	2	3	1	0	2	12	36
at Notre Dame	PPD													
at Pittsburgh	PPD													
* at Wake Forest	4-8	.500	1-4	.250	2-2	1.000	1-2-3	1	6	1	0	1	11	30
* Miami (Fla.)	3-7	.429	0-3	.000	0-0	.000	0-1-1	0	3	0	0	3	6	21
at Syracuse														
Pittsburgh														

\* - Game Started; [] AP Ranking

## » NOTES

### HONORING BOTH ENDS OF THE FLOOR

- Nick Honor is shooting better than 42.0 percent from the field, better than 41.0 percent from three (min. 75 attempts) and has produced 24 steals.
- That places Honor as one-of-just-21 players in the country to record those numbers this season and just one-of-two players to do so in the ACC.
- Honor is joined by Georgia Tech's Jose Alvarado.
- With one more steal, Honor will be just one-of-16 to record those numbers.

### HONOR'S GAME WINNER LONGEST IN LITTLEJOHN HISTORY

- Nick Honor made the longest game winning shot for the Clemson men's basketball team in the history of Littlejohn Coliseum on Feb. 12, 2021 in a 74-72 win over Georgia Tech.
- Honor's three-point shot came with just 1.1 seconds left. The Tigers had gotten possession after Georgia Tech point guard, Jose Alvarado, an 88.0 percent free throw shooter for the season, missed two free throws.
- Honor's shot was roughly four feet behind the three-point line, making the attempt 26 feet. Honor was just the second Clemson player to make a game winning three-point field goal in Littlejohn Coliseum since the three-point rule came into effect for the 1986-87 season. The rule was also used for ACC games in 1982-83 from 17 feet, 9 inches.
- The only other Tiger to make a three-point winner inside the last 12 seconds of a game took place on Feb. 15, 2012 when Andre Young made a three-pointer with 11.8 seconds left to give Clemson a 72-69 lead and victory over NC State.
- His shot, taken from right in front of the Clemson bench and was not as long as Honor's attempt.
- The longest game winning shot in Clemson history regardless of site took place on Feb. 19, 1966 when Joe Ayoub made a 45-foot shot (just inside half court) to give Clemson a 76-74 win over NC State in the Charlotte Coliseum during the North-South Doubleheader.
- Ayoub shot just 30.4 percent for that season and made just 14 field goals.

### CLEMSON GAME-WINNING 3-POINT SHOTS

Date	Player	Site-Opp.	Time	Final
2-12-21	Nick Honor	H-Georgia Tech	:01.1	74-72
2-15-12	Andre Young	H-NC State	:11.8	72-69
3-2-08	Terrence Oglesby	A-Maryland	:02.3	73-70
12-4-04	Cheyenne Moore	A-South Carolina	:03.4	63-62
12-30-96	Terrell McIntyre	N-Missouri	:12	47-45
2-14-87	Horace Grant	A-Virginia	:02	94-90
2-4-87	Michael Brown	A-Maryland	:08	80-79

## » CAREER STATS

Year	GP	GS	Min.	Field Goals			3-PT			Rebounds				PF	DQ	A	TO	Blk	Stl	Pts.	Avg.			
				FG	FGA	Pct.	FG	FGA	Pct.	FT	FTA	Pct.	OR									DR	TOT	Avg.
2018-19*	32	32	1154	174	467	.373	70	211	.332	71	87	.816	18	58	76	2.4	60	0	95	54	0	28	489	15.3
2019-20																								
2020-21	20	7	479	64	150	.427	37	93	.398	17	23	.739	7	18	25	1.3	28	0	47	21	0	28	182	9.1
<b>CLEMSON</b>	<b>20</b>	<b>7</b>	<b>479</b>	<b>64</b>	<b>150</b>	<b>.427</b>	<b>37</b>	<b>93</b>	<b>.398</b>	<b>17</b>	<b>23</b>	<b>.739</b>	<b>7</b>	<b>18</b>	<b>25</b>	<b>1.3</b>	<b>28</b>	<b>0</b>	<b>47</b>	<b>21</b>	<b>0</b>	<b>28</b>	<b>182</b>	<b>9.1</b>
<b>TOTAL</b>	<b>52</b>	<b>39</b>	<b>1633</b>	<b>238</b>	<b>617</b>	<b>.386</b>	<b>107</b>	<b>304</b>	<b>.352</b>	<b>88</b>	<b>110</b>	<b>.800</b>	<b>25</b>	<b>76</b>	<b>101</b>	<b>1.9</b>	<b>88</b>	<b>0</b>	<b>142</b>	<b>75</b>	<b>0</b>	<b>56</b>	<b>671</b>	<b>12.9</b>

\* Played freshman season at Fordham University

## » HONOR NOTES

**Note:** Grant's 3-pointer gave Clemson 93-90 lead with two seconds left. Virginia tried to call timeout, but had no timeouts left. Clemson made the technical foul shot and thus the four-point victory margin.

### YES, YOUR HONOR

- Nick Honor has netted five field goals in consecutive games for the first time this season.
- Honor is a combined 10-for-15 from the floor and 7-for-10 from 3-point range.
- One of those seven made threes includes the game-winner against Georgia Tech that he made with 1.1 seconds remaining to top the Yellow Jackets 74-72.
- Trailing 72-71, Tech's Jose Alvarado missed a pair of free throws. Coming back down the floor, set up by an Aamir Simms screen, Honor let an open shot go that banked in just in the nick of time.
- Honor is averaging 13.5 points over his last two games.

### HONOR THE THREE

- Nick Honor carried the Tigers to a victory over the Wolfpack of NC State (Jan. 5).
- Honor scored a game-high 21 points on 8-of-11 shooting from the floor, including 5-for-6 from downtown to ignite a second-half comeback and overtime victory.

### SECOND HALF MICROWAVE

- Nick Honor provided a spark off the Tiger bench in back-to-back wins over Morehead State and Florida State.
- Honor has scored 27 points in contests against Florida State and Miami, all coming in the second half.
- He is shooting 8-for-12 from the floor and 6-for-9 from three in his last two second halves.
- At one point against Morehead State, Honor hit three-straight triples for Clemson.

### HONOR EARNS ALL-TOURNEY ACCOLADES

- In his first game action as a Tiger, Nick Honor earned Space Coast Challenge All-Tournament honors for his performances against Mississippi State and Purdue.
- Honor scored 17 points on 6-of-10 shooting from the floor, including hitting four triples in a championship win over Purdue.
- He also finished with three assists and a career-high four steals.

### HONOR'S WAIVER DENIED BY NCAA

- Nick Honor transferred from Fordham.
- It was announced that the waiver submitted by Nick Honor was denied by the NCAA and he sat out the 2019-20 season.
- Honor will have three years of eligibility remaining beginning in 2020-21.

# 5 HUNTER TYSON



Jr. | Forward | 6-8 | 215  
Monroe, N.C. | Piedmont

## » CAREER HIGHS

Points	21	vs. Wake Forest	1/21/20
Rebounds	10	at Wake Forest	2/24/21
Assists	3	vs. The Citadel	11/6/18
Steals	4	vs. Yale	12/22/19
FG Made	9	vs. Wake Forest	1/21/20
3FG Made	5	vs. Detroit Mercy	11/17/19
FT Made	4	3x, last vs. North Carolina	2/2/21
Minutes	26	2x, last vs. North Carolina	2/2/21

## » ABOUT HUNTER TYSON

**Born** June 13, 2000  
**Hometown** Monroe, N.C.  
**High School** Piedmont  
**Major Sports Communications**

## » 2020-21 GAME-BY-GAME

OPPONENT	FG	PCT.	3FG	PCT.	FT	PCT.	OR-DR-TOT	PF	A	TO	BLK	STL	PTS	MIN
* vs. Mississippi State	1-4	.250	1-3	.333	2-3	.667	2-6-8	3	0	2	1	0	5	23
* vs. Purdue	1-5	.200	1-5	.200	0-0	.000	0-4-4	0	0	2	0	2	3	12
South Carolina State	4-5	.800	2-2	1.000	3-4	.750	1-5-6	0	1	0	0	0	13	17
Maryland	1-2	.500	1-1	1.000	0-0	.000	0-4-4	1	0	1	0	0	3	16
vs. Alabama	3-3	1.000	1-1	1.000	2-3	.667	0-1-1	0	0	0	0	0	0	6
at Virginia Tech	DNP (Injury)													
at South Carolina	PPD													
vs. Morehead State	DNP (Injury)													
Florida State	DNP (Injury)													
at Miami (Fla.)	DNP (Injury)													
NC State	DNP (Injury)													
at North Carolina	PPD													
at Syracuse	PPD													
[18] Virginia	3-5	.600	1-3	.333	0-0	.000	0-2-2	2	1	2	0	0	7	18
at Georgia Tech	0-2	.000	0-1	.000	2-2	1.000	1-0-1	0	0	1	0	0	2	5
at Florida State	0-3	.000	0-2	.000	2-4	.500	2-2-4	0	1	1	0	1	2	10
* [25] Louisville	4-9	.444	2-7	.286	0-0	.000	0-4-4	3	0	0	2	0	10	23
* at Duke	0-0	.000	0-0	.000	0-0	.000	0-2-2	1	0	1	0	0	0	7
* North Carolina	5-11	.455	2-5	.400	4-4	1.000	0-4-4	4	1	0	1	2	16	26
* Syracuse	1-2	.500	0-0	.000	0-0	.000	0-2-2	0	0	3	0	0	2	8
* Georgia Tech	1-4	.250	0-1	.000	2-2	1.000	1-1-2	0	0	1	0	0	4	13
at Notre Dame	PPD													
at Pittsburgh	PPD													
* at Wake Forest	3-7	.429	0-4	.000	3-5	.600	2-8-10	2	1	0	0	1	9	22
* Miami (Fla.)	3-6	.500	3-4	.750	1-2	.500	0-6-6	3	0	1	1	1	10	23
at Syracuse	PPD													
Pittsburgh	PPD													

\* - Game Started; [] AP Ranking

## » NOTES

### CAREER NIGHT ON THE GLASS

- Hunter Tyson came away with a career-high 10 rebounds in a win over Wake Forest (Feb. 24).
- Two of his rebounds came on the offensive glass.
- He narrowly missed on his first career double-double, finishing with nine points and 10 rebounds.

### BIG GAME HUNTING

- Junior forward Hunter Tyson, a Monroe, N.C. native, scored all 16 of his points in the second half against North Carolina in a 63-50 convincing victory on Feb. 2.
- Tyson scored nine-straight points to end the game, including 11-of-the-last-13 for the Tigers.
- He finished 5-for-11 from the floor, 2-for-5 from three and a perfect 4-for-4 at the foul line. He grabbed four boards, while collecting two steals, one block and one assist.

### HOT START TO 2020-21 SEASON

- Tyson got off to a great start to the season, shooting 54.2 percent from the floor, 46.7 percent from three and 70.0 percent at the line through the first five games of the season.
- Tyson is also rebounding better than any point from earlier in his career, averaging 3.6 boards per game.
- Averaging 14.9 minutes per game, Tyson has provided a much needed boost in the starting lineup and off the bench.
- After missing five games due to injury and another three due to postponements, Tyson returned to the floor against Virginia.
- Tyson finished 3-for-5 from the floor, knocking in a triple, grabbing two rebounds and finishing with seven points in 18 minutes.

### TYSON IS KEY OFF TIGER BENCH

- Tyson started to put together solid outings for Clemson off of the bench last season.
- The Monroe, N.C. native made it back-to-back double-digit scoring games off the bench for Clemson with 10 points in a loss at Georgia Tech.
- Tyson now has six double-digit scoring games last season for the Tigers.
- Tyson provided his fifth double-digit scoring game off the bench for the Tigers in a rout at Boston College (Feb. 22).
- Tyson was perfect from the floor in all aspects, 4-for-4 from the floor, including 1-for-1 from distance and finished 2-for-2 from the foul line.
- In what was a historic consecutive game stretch for the Tigers, Tyson has provided a boost off the bench.

## » CAREER STATS

Year	GP	GS	Min.	Field Goals			3-PT			FT	FTA	Pct.	Rebounds				PF	DQ	A	TO	Blk	Stl	Pts.	Avg.
				FG	FGA	Pct.	FG	FGA	Pct.				OR	DR	TOT	Avg.								
2018-19	31	0	258	16	63	.254	11	47	.234	6	9	.667	6	26	32	1.0	18	0	12	6	8	2	49	1.6
2019-20	31	3	422	57	128	.445	27	84	.321	29	41	.707	20	72	92	3.0	31	0	11	15	3	17	170	5.5
2020-21	15	9	230	30	68	.441	14	39	.359	21	29	.724	9	51	60	4.0	19	0	5	15	5	7	95	6.3
<b>TOTAL</b>	<b>77</b>	<b>12</b>	<b>910</b>	<b>103</b>	<b>259</b>	<b>.398</b>	<b>52</b>	<b>170</b>	<b>.306</b>	<b>56</b>	<b>79</b>	<b>.709</b>	<b>35</b>	<b>149</b>	<b>184</b>	<b>2.4</b>	<b>68</b>	<b>0</b>	<b>28</b>	<b>36</b>	<b>16</b>	<b>26</b>	<b>314</b>	<b>4.1</b>

## » TYSON NOTES

- Tyson scored seven points in the Tigers' 79-72 victory over No. 3 Duke. He finished 2-for-3 from the floor and 2-for-3 from 3-point land.
- In a historic program victory over North Carolina, Tyson knocked down a clutch 3-pointer a mere 13 seconds after checking into the game at the 1:55 mark to help close the gap in the final moments of regulation.
- Tyson has now posted his fourth double-digit scoring game of his career and of the season off the bench.
- Tyson scored 11 points against Yale (Dec. 22) to collect his fourth double-digit scoring game of his career.
- He also swiped four steals on the night - a new career-high and tied for the second-most in a single game this season with roommate John Newman III. (Tevin Mack posted 5 steals against Colgate (Nov. 10)).

### 20-PIECE TYSON

- In just his second career start, Hunter Tyson enjoyed a career-best performance.
- Tyson scored a career-high 21 points on a career-best nine made field goals to help fuel a Tiger victory over Wake Forest (Jan. 21).
- Tyson was 9-for-13 from the floor and 2-for-5 from distance in the contest, scoring many of his buckets in traffic around the rim, including an emphatic fastbreak two-handed dunk.
- The Monroe, N.C. native grabbed five rebounds, including two on the offensive glass.

### TYSON'S 20-PIECE

- Hunter Tyson scored a career-high 20 points in an 87-65 victory over Detroit Mercy (Nov. 17).
- Tyson became the first Tiger to score 20 points off the bench since Marcquise Reed last season at South Carolina (Dec. 22, 2018).
- Tyson's damage came via the 3-point ball. He made a career-best five long balls on 10 attempts, while also connecting on a career-high seven made field goals.

# 10 OLIVIER-MAXENCE PROSPER

Fr. | Guard/Forward | 6-8 | 218  
Montreal, Quebec, Canada | NBA Academy



## » CAREER HIGHS

Points	11	vs. SC State	12/2/20
Rebounds	9	vs. Duke	1/30/21
Offensive Rebounds	5	vs. Duke	1/30/21
Assists	1	5x, last vs. Duke	1/30/21
Steals	1	3x, last vs. NC State	1/5/21
FG Made	4	vs. SC State	12/2/20
3FG Made	1	2x, last vs. NC State	1/5/21
FT Made	3	3x, last vs. Syracuse	2/6/21
Minutes	22	vs. Duke	1/30/21

## » ABOUT OLIVIER-MAXENCE PROSPER

**Born** July 3, 2002  
**Hometown** Montreal, Quebec Canada  
**High School** NBA Academy  
**Major Pre-Business**  
**Fun Facts**  
 » Just the second player from Canada to play for Clemson.  
 » Can speak four languages (English, French, Spanish and Haitian Creole).

## » 2020-21 GAME-BY-GAME

OPPONENT	FG	PCT.	3FG	PCT.	FT	PCT.	OR-DR-TOT	PF	A	TO	BLK	STL	PTS	MIN
vs. Mississippi State	0-3	.000	0-2	.000	0-2	.000	2-0-2	0	1	0	0	0	0	3
vs. Purdue	0-2	.000	0-1	.000	0-0	.000	0-0-0	0	0	0	0	0	0	9
* South Carolina State	4-7	.571	0-2	.000	3-4	.750	1-4-5	3	0	3	1	0	11	20
Maryland	1-1	1.000	0-0	.000	0-0	.000	1-1-2	0	0	0	0	0	2	2
vs. Alabama	2-4	.500	1-2	.500	0-1	.000	2-3-5	2	1	1	2	1	5	18
at Virginia Tech	0-1	.000	0-1	.000	0-0	.000	0-1-1	1	0	0	0	0	0	9
at South Carolina	PPD													
* vs. Morehead State	0-4	.000	0-1	.000	0-0	.000	1-0-1	2	1	0	0	0	0	12
Florida State	1-4	.250	0-1	.000	0-0	.000	0-3-3	1	1	0	0	1	2	16
at Miami (Fla.)	0-3	.000	0-1	.000	0-0	.000	0-0-0	1	0	0	0	0	0	5
NC State	2-4	.500	1-1	1.000	0-0	.000	1-0-1	1	0	1	0	1	5	16
at North Carolina	PPD													
at Syracuse	PPD													
[18] Virginia	1-2	.500	0-0	.000	2-2	1.000	0-1-1	0	0	1	0	0	4	12
at Georgia Tech	0-0	.000	0-0	.000	0-0	.000	0-0-0	1	0	0	0	0	0	2
at Florida State	0-1	.000	0-1	.000	0-0	.000	0-0-0	0	0	0	0	0	0	10
[25] Louisville	DNP (Injury)													
at Duke	3-7	.429	0-2	.000	0-2	.000	5-4-9	2	1	1	0	0	6	22
North Carolina	0-1	.000	0-1	.000	3-4	.750	0-0-0	1	0	0	0	1	3	10
Syracuse	3-6	.500	0-1	.000	3-3	1.000	3-2-5	3	0	0	0	0	9	15
Georgia Tech	1-2	.500	1-1	1.000	2-2	1.000	1-1-2	0	1	0	0	0	5	14
at Notre Dame	PPD													
at Pittsburgh	PPD													
at Wake Forest	0-0	.000	0-0	.000	2-2	1.000	1-1-2	1	0	1	0	0	2	5
Miami (Fla.)	0-0	.000	0-0	.000	0-0	.000	0-0-0	1	0	0	0	0	0	4
at Syracuse														
Pittsburgh														

\* - Game Started; [] AP Ranking

## » NOTES

### CAREER GAME ON THE GLASS

- Olivier-Maxence Prosper totaled a season-high nine rebounds against Duke (Jan. 30).
- Prosper also set a new career-best with five rebounds on the offensive end. That tied a season-high for any Tiger this season (Aamir Simms).

### FIRST CAREER START

- Olivier-Maxence Prosper started his first game as a Tiger in the team's home opener against SC State (Dec. 2).
- O-Max responded with 11 points on 4-for-7 shooting and five boards to help lead the Tigers to their third victory of the season.

### CLEMSON'S SECOND CANADIAN

- When Olivier-Maxence Prosper, affectionately known as O-Max, chose to commit and sign with Clemson he became just the second to hail from Canada in Clemson history.

### OLIVIER-MAXENCE PROSPER ACCOLADES

- Rankings
- 247Sports ranked four-star prospect (No. 82 in Top247, No. 15 power forward in the nation)
  - Rivals ranked four-star prospect
- 3 ranked Canadian in 2020 class by North Pole Hoops
  - MVP of 2019 Biosteel Canadian All-Star Game
  - All-Star Team of 2019 NBA Basketball Without Borders
  - First-Team All-Star of NBA Academy Camp
  - First-Team All-Tournament at the 2019 Caribbean Classic

## » CAREER STATS

Year	GP	GS	Min.	Field Goals			3-PT			FT	FTA	Pct.	Rebounds				PF	DQ	A	TO	Blk	Stl	Pts.	Avg.
				FG	FGA	Pct.	FG	FGA	Pct.				OR	DR	TOT	Avg.								
2020-21	19	2	204	18	52	.346	3	18	.167	15	22	.682	18	21	39	2.1	20	0	6	8	3	4	54	2.8
TOTAL	19	2	204	18	52	.346	3	18	.167	15	22	.682	18	21	39	2.1	20	0	6	8	3	4	54	2.8

# 11 PARKER FOX



Jr. | Guard | 6-7 | 212  
Reno, Nev. | Oconee County (Ga.)

» CAREER HIGHS		
Points	4	vs. SC State 12/2/20
Rebounds	1	3x, vs. SC State 12/2/20
Assists	1	at Virginia Tech 3/4/20
Steals	---	---
FG Made	1	4x, last vs. SC State 12/2/20
3FG Made	1	3x, last vs. SC State 12/2/20
FT Made	1	vs. SC State 12/2/20
Minutes	5	vs. Presbyterian 11/7/19

» ABOUT PARKER FOX
<b>Born</b> July 15, 2000
<b>Hometown</b> Reno, Nev.
<b>High School</b> Oconee County (Ga.)
<b>Major Management</b>
<b>Fun Fact</b> Parker and teammate Aamir Simms have a unified Tik Tok account that has 50,000 followers and nearly one million likes (@foxandsimms).

## » 2020-21 GAME-BY-GAME

OPPONENT	FG	PCT.	3FG	PCT.	FT	PCT.	OR-DR-TOT	PF	A	TO	BLK	STL	PTS	MIN
vs. Mississippi State	DNP													
vs. Purdue	DNP													
South Carolina State	1-1	1.000	1-1	1.000	0-0	.000	1-0-1	0	0	0	0	0	4	2
Maryland	0-0	.000	0-0	.000	0-0	.000	0-0-0	0	0	1	0	0	0	1
vs. Alabama	DNP													
at Virginia Tech	DNP													
at South Carolina	PPD													
vs. Morehead State	DNP													
Florida State	DNP													
at Miami (Fla.)	DNP													
NC State	DNP													
at North Carolina	PPD													
at Syracuse	PPD													
[18] Virginia	0-0	.000	0-0	.000	0-0	.000	0-0-0	0	0	0	0	0	0	1
at Georgia Tech	DNP													
at Florida State	DNP													
[25] Louisville	DNP													
at Duke	DNP													
North Carolina	DNP													
Syracuse	DNP													
Georgia Tech	DNP													
at Notre Dame	PPD													
at Pittsburgh	PPD													
at Wake Forest	DNP													
Miami (Fla.)	DNP													
at Syracuse														
Pittsburgh														

\* - Game Started; [] AP Ranking

## » NOTES

- CAREER NIGHT**
- Parker Fox played just a little over two minutes in the Tigers' home opener of 2020-21, but that's all he needed to eclipse a career-high in points.
  - Nailing 1-of-2 at the foul line, Fox followed up with his third career triple to give him a career-best four points on the night.
  - Fox has now scored 12 career points - outscoring director of operations Matt Bucklin who served as a walk-on for Fox's dad at Georgia.

- BEHIND THE ARC**
- Parker Fox entered his sixth game of the year last season at Pittsburgh (Feb. 12) and knocked down his second career 3-pointer from nearly the same spot on the floor.
  - The three points scored tied a career-high as did the made field goal and 3-point made field goal.
  - Fox grabbed a rebound in the contest, tying his career mark for rebounds in a game.
  - He previously corralled a rebound against Jacksonville (Dec. 20).

- SON OF A COACH**
- Parker Fox has been around the game of basketball for his entire life.
  - Fox grew up the son of a Division I men's basketball head coach.
  - His father, Mark Fox, is currently the head coach of California's program, but has previously served as head coach at Georgia, Nevada and as an assistant at Nevada, Kansas State and Washington.

## » CAREER STATS

Year	GP	GS	Min.	Field Goals			3-PT			FT			Rebounds				PF	DQ	A	TO	Blk	Stl	Pts.	Avg.
				FG	FGA	Pct.	FG	FGA	Pct.	FT	FTA	Pct.	OR	DR	TOT	Avg.								
2018-19	5	0	5	1	2	.500	1	2	.500	0	0	.000	0	0	0	0.0	1	0	0	1	0	0	3	0.6
2019-20	8	0	17	2	3	.667	1	2	.500	0	1	.000	0	2	2	0.3	0	0	1	1	0	0	5	0.6
2020-21	3	0	4	1	1	1.000	1	1	1.000	1	2	.500	1	0	1	0.3	0	0	0	1	0	0	4	1.3
<b>TOTAL</b>	<b>16</b>	<b>0</b>	<b>26</b>	<b>4</b>	<b>6</b>	<b>.667</b>	<b>3</b>	<b>5</b>	<b>.600</b>	<b>1</b>	<b>3</b>	<b>.333</b>	<b>1</b>	<b>2</b>	<b>3</b>	<b>0.2</b>	<b>1</b>	<b>0</b>	<b>1</b>	<b>3</b>	<b>0</b>	<b>0</b>	<b>12</b>	<b>0.8</b>

# 12 ALEX HEMENWAY



So. | Guard | 6-3 | 185  
Newburgh, Ind. | Castle

## » CAREER HIGH

Points	17	at Wake Forest	2/24/21
Rebounds	4	vs. Mississippi State	11/25/20
Assists	1	2x, last vs. Notre Dame	2/9/20
Steals	1	vs. Mississippi State	11/25/20
Blocks	1	vs. Miami	1/2/21
FG Made	6	at Wake Forest	2/24/21
3FG Made	5	at Wake Forest	2/24/21
FT Made	2	2x, last vs. Maryland	12/9/20
Minutes	25	vs. North Carolina	2/2/21

## » ABOUT ALEX HEMENWAY

**Born** June 17, 2001  
**Hometown** Newburgh, Ind.  
**High School** Castle  
**Major Sports Communications**  
**Fun Fact** His dad played high school soccer with Head Coach Brad Brownell

## » 2020-21 GAME-BY-GAME

OPPONENT	FG	PCT.	3FG	PCT.	FT	PCT.	OR-DR-TOT	PF	A	TO	BLK	STL	PTS	MIN
vs. Mississippi State	2-3	.667	0-1	.000	0-0	.000	0-4-4	1	0	0	0	1	4	23
vs. Purdue	0-0	.000	0-0	.000	0-0	.000	0-0-0	0	0	0	0	0	0	7
South Carolina State	2-5	.400	1-3	.333	0-0	.000	0-3-3	2	1	3	0	0	5	17
Maryland	2-3	.667	2-3	.667	2-2	1.000	0-0-0	0	0	1	0	0	8	9
vs. Alabama	0-0	.000	0-0	.000	0-0	.000	0-1-1	1	0	0	0	0	0	4
at Virginia Tech	0-0	.000	0-0	.000	0-0	.000	0-0-0	3	0	0	0	0	0	8
at South Carolina	PPD													
vs. Morehead State	1-4	.250	1-3	.333	6-6	1.000	0-1-1	0	0	1	0	1	9	14
Florida State	1-2	.500	1-2	.500	0-0	.000	0-0-0	1	0	0	0	0	3	5
* at Miami (Fla.)	3-6	.500	2-4	.500	0-0	.000	0-0-0	2	0	0	1	0	8	16
* NC State	3-7	.429	1-5	.200	0-0	.000	0-4-4	1	0	1	0	0	7	21
at North Carolina	PPD													
at Syracuse	PPD													
* (18) Virginia	2-5	.400	2-5	.400	0-0	.000	0-1-1	1	0	1	0	1	6	16
at Georgia Tech	1-2	.500	1-2	.500	0-0	.000	0-2-2	1	2	2	0	2	3	20
at Florida State	0-3	.000	0-2	.000	0-0	.000	0-0-0	1	0	1	0	0	0	9
(25) Louisville	0-3	.000	0-3	.000	1-2	.500	0-3-3	2	0	1	0	1	1	12
at Duke	1-1	1.000	0-0	.000	2-2	1.000	0-2-2	0	0	1	0	0	4	17
* North Carolina	1-4	.250	0-2	.000	0-0	.000	0-2-2	3	1	1	0	1	2	25
* Syracuse	2-7	.286	2-6	.333	1-2	.500	0-1-1	3	1	0	1	1	7	20
* Georgia Tech	0-3	.000	0-0	.000	2-2	1.000	0-2-2	2	0	1	0	0	2	15
at Notre Dame	PPD													
at Pittsburgh	PPD													
at Wake Forest	6-7	.857	5-6	.833	0-0	.000	0-0-0	3	0	0	0	0	17	24
* Miami (Fla.)	2-5	.400	1-2	.500	0-0	.000	0-2-2	3	2	1	0	0	5	24
at Syracuse	PPD													
Pittsburgh	PPD													

\* - Game Started; [] AP Ranking

## » NOTES

### CAREER-NIGHT FOR HEMENWAY

- Alex Hemenway scored a career-high 17 points in a 60-39 win over Wake Forest (Feb. 24).
- Hemenway scored the career-high in points off a career-best six made field goals and five made 3-pointers.

### FIRST CAREER START ON SOUTH BEACH

- Alex Hemenway earned his first career start against Miami (Jan. 2).
- Hemenway finished 3-for-6 from the field, including 2-of-4 from downtown in the contest, while playing 16 minutes.
- The Indiana sharpshooter also tallied his first career block, preventing a layup.

### THREE-POINT ASSASSIN

- After overcoming a severe high ankle sprain last season, Alex Hemenway became the most dangerous long range shooter for Clemson.
- Hemenway is 39-for-91 in his career (.429) from 3-point range, which currently places him fifth all-time in Clemson history. There is obviously much more basketball ahead, but important to recognize his ability and contribution from behind the arc to this point.

### THREE-POINT FIELD GOAL PERCENTAGE LEADERS IN CLEMSON HISTORY (Min. 50 Attempts)

Rk	Name	Yrs	Years	FGM	FGA	Pct.
1.	Michael Tait	2	1985-87	70	136	.515
2.	Marc Campbell	4	1980-84	37	73	.507
3.	Anthony Jenkins	4	1982-87	91	199	.457
4.	Michael Brown	1	1986-87	34	76	.447
5.	<b>Alex Hemenway</b>	2	2019-Pres.	39	91	<b>.429</b>
6.	Chris Whitney	2	1991-93	167	404	.413
7.	Terrence Oglesby	2	2007-09	177	448	.395
8.	Avry Holmes	2	2015-17	119	306	.389
9.	Bruce Martin	4	1991-95	129	336	.384
10.	K.C. Rivers	4	2005-09	281	729	.385

### HEMENWAY'S CAREER NIGHT

- Hemenway played a career-high 19 minutes off the Tiger bench against Notre Dame (Feb. 9) and provided a much needed offensive spark.
- Hemenway scored a career-high 16 points on 5-of-8 made field goals. The five made field goals were a career-best.
- Of those five made field goals, four were from 3-point land - another career-best.

## » CAREER STATS

Year	GP	GS	Min.	Field Goals			3-PT			Rebounds				PF	DQ	A	TO	Blk	Stl	Pts.	Avg.			
				FG	FGA	Pct.	FG	FGA	Pct.	FT	FTA	Pct.	OR									DR	TOT	Avg.
2019-20	15	0	183	25	50	.500	20	42	.476	2	2	1.000	3	10	13	0.9	12	0	6	6	0	0	72	4.8
2020-21	20	7	304	29	79	.414	19	49	.388	14	16	.875	0	28	28	1.4	30	0	7	15	2	8	91	4.6
<b>TOTAL</b>	<b>35</b>	<b>7</b>	<b>487</b>	<b>54</b>	<b>120</b>	<b>.450</b>	<b>39</b>	<b>91</b>	<b>.429</b>	<b>16</b>	<b>18</b>	<b>.889</b>	<b>3</b>	<b>38</b>	<b>41</b>	<b>1.2</b>	<b>42</b>	<b>0</b>	<b>13</b>	<b>21</b>	<b>2</b>	<b>8</b>	<b>163</b>	<b>4.7</b>



## » HEMENWAY NOTES

### BEFORE CLEMSON

- Comes to Clemson as a three-star prospect.
- Ranked No. 10 in the state of Indiana
- Averaged 21.0 points, 5.0 rebounds and 4.0 assists per game as a junior last season at Castle High School
- Chose Clemson over Nebraska, Creighton, DePaul and Belmont

### HIGH SCHOOL ACCOLADES

- Indiana Jr. All-Star – May 2018
- Castle Basketball 1,000 Point Club – February 2018
- SIAC All-Conference First Team – 2017-18
- IBCA Supreme 15 – 2017-18
- SIAC All-Conference First Team – 2016-17
- IBCA Supreme 15 – 2016-17

# 15 JOHN NEWMAN III

Jr. | Guard | 6-5 | 207  
Greensboro, N.C. | Greensboro Day



## » CAREER HIGHS

Points	23	vs. Louisville	2/15/20
Rebounds	10	at Boston College	2/22/20
Assists	5	vs. Syracuse	2/6/21
Steals	4	2x, last vs. Duke	1/14/20
FG Made	7	2x, last vs. Louisville	2/15/20
3FG Made	3	vs. Presbyterian	11/7/19
FT Made	7	vs. Louisville	2/15/20
Minutes	43	at North Carolina	1/11/20

## » ABOUT JOHN NEWMAN III

Born August 2, 1999  
Hometown Greensboro, N.C.  
High School Greensboro Day  
Major Communications

## » 2020-21 GAME-BY-GAME

OPPONENT	FG	PCT.	3FG	PCT.	FT	PCT.	OR-DR-TOT	PF	A	TO	BLK	STL	PTS	MIN
vs. Mississippi State	0-4	.000	0-1	.000	0-0	.000	1-2-3	2	1	0	0	0	0	18
vs. Purdue	1-5	.200	0-1	.000	0-0	.000	1-0-1	4	1	2	0	1	2	17
* South Carolina State	3-5	.600	2-3	.667	0-0	.000	0-1-1	0	3	1	1	2	8	22
* Maryland	6-13	.462	0-3	.000	0-0	.000	2-1-3	3	1	1	0	1	12	24
* vs. Alabama	2-5	.400	1-3	.333	0-0	.000	0-5-5	3	0	5	1	1	5	27
at Virginia Tech	0-1	.000	0-1	.000	2-2	1.000	0-3-3	2	0	0	0	1	2	19
at South Carolina	PPD													
vs. Morehead State	0-5	.000	0-3	.000	0-0	.000	0-1-1	1	2	0	0	2	0	23
* Florida State	2-7	.286	0-1	.000	2-2	1.000	2-5-7	2	4	3	0	1	6	23
at Miami (Fla.)	DNP													
NC State	0-3	.000	0-0	.000	0-0	.000	0-1-1	2	1	1	0	0	0	13
at North Carolina	PPD													
at Syracuse	PPD													
[18] Virginia	3-5	.600	1-2	.500	0-0	.000	0-1-1	0	0	1	0	0	7	10
* at Georgia Tech	5-8	.625	2-2	1.000	0-0	.000	3-1-4	3	2	1	0	0	12	29
* at Florida State	3-5	.600	1-3	.333	5-5	1.000	1-3-4	2	1	2	0	0	12	23
* [25] Louisville	1-3	.333	0-2	.000	0-0	.000	0-3-3	1	2	4	0	0	2	23
* at Duke	1-7	.143	0-1	.000	0-0	.000	0-2-2	0	0	1	0	0	2	12
North Carolina	DNP													
Syracuse	1-4	.250	0-2	.000	3-4	.750	0-3-3	1	5	0	1	1	5	17
Georgia Tech	1-3	.333	0-1	.000	0-0	.000	0-1-1	0	0	0	0	0	2	7
at Notre Dame	PPD													
at Pittsburgh	PPD													
at Wake Forest	0-1	.000	0-0	.000	0-0	.000	0-0-0	2	0	1	0	1	0	8
Miami (Fla.)	0-1	.000	0-1	.000	0-0	.000	0-0-0	0	0	0	0	0	0	5
at Syracuse														
Pittsburgh														

\* - Game Started; [] AP Ranking

## » NOTES

### NEWMAN DROPPING DIMES

- John Newman III set a new career-best with five assists against Syracuse (Feb. 6).
- Newman also totaled five assists without committing a turnover against the Orange.
- He had previously totaled four assists on two occasions. The last time was at Wake Forest on Feb. 1, 2020.

### NEWMAN GETTING BACK TO FORM

- John Newman III had struggled to really get acclimated this season after going through a minor knee surgery and suffering a concussion leading right into the beginning of the season.
- Newman, however, began to find his way offensively over four-of-five contests.
- The junior went a combined 12-for-21 from the field, 4-for-9 from three and 5-for-5 from the foul line. He also has tallied 13 rebounds, including five on the offensive glass.
- He is averaging 8.3 points and 3.3 rebounds over those four contests.

### NEWMAN IN YEAR TWO

- John Newman III increased his points per game last year by 7.4 points per contest.
- His rebounds per game have more than doubled from 1.8 to 3.9.
- Newman's shooting has increased +5.6 percent (44.0 percent this season).
- Newman has already more than tripled his number of assists from last season (15 to 68) and more than doubled his amount of steals from 12 to 31.
- Newman III turned in his best offensive performance when No. 5/5 Louisville came to town.
- The Greensboro, N.C. native netted a career-high 23 points on 7-for-9 shooting from the floor, including a perfect 7-of-7 from the foul line.
- Newman hit a career-best and a Clemson team-best 16-straight free throws from Feb. 2 through Feb. 22.
- Newman tallied his first career double-double with 11 points and a career-high 10 rebounds at Boston College (Feb. 22).

### HELLO NEWMAN...

- John Newman III got off to a lightning fast start last season posting career-highs in back-to-back games to open the year.
- Newman upped his previous career-best of 15 points against Virginia Tech (Nov. 5) and poured in 16 in a win against Presbyterian (Nov. 7).

## » CAREER STATS


Year	GP	GS	Min.	Field Goals			3-PT			Rebounds				PF	DQ	A	TO	Blk	Stl	Pts.	Avg.			
				FG	FGA	Pct.	FG	FGA	Pct.	FT	FTA	Pct.	OR									DR	TOT	Avg.
2018-19	34	1	409	28	73	.384	9	28	.321	6	11	.545	15	45	60	1.8	31	0	15	19	5	12	71	2.1
2019-20	31	31	979	103	234	.440	27	89	.303	61	84	.726	16	106	122	3.9	58	2	68	41	15	31	294	9.5
2020-21	18	8	320	29	85	.341	7	30	.233	12	13	.923	10	33	43	2.4	28	0	23	23	3	11	77	4.3
<b>TOTAL</b>	<b>83</b>	<b>40</b>	<b>170</b>	<b>160</b>	<b>392</b>	<b>.408</b>	<b>43</b>	<b>147</b>	<b>.293</b>	<b>79</b>	<b>108</b>	<b>.731</b>	<b>41</b>	<b>184</b>	<b>225</b>	<b>2.7</b>	<b>117</b>	<b>2</b>	<b>106</b>	<b>83</b>	<b>23</b>	<b>54</b>	<b>442</b>	<b>5.3</b>

## » NEWMAN NOTES

- The 16-point outing was Newman's second double-digit scoring game of his career.
- Against the Blue Hose, Newman connected on a career-best six made field goals and three 3-point field goals. He also posted a career-high three assists.
- Newman connected on five made field goals and finished a perfect 4-for-4 at the foul line against Virginia Tech.
- In the championship game in Las Vegas, Newman tied his career-best with 16 points, including a career-high six makes from the foul line.
- Newman posted double-figures in back-to-back victories over NC State (Jan. 4) and North Carolina (Jan. 11).
- Newman scored a career-high 17 points in the Tigers' historic victory over the Tar Heels in Chapel Hill.
- Newman finished 7-for-12 from the floor and 2-for-3 from distance in the victory. He also grabbed six rebounds and dished four assists, while also making two steals.

# 20 O'NEIL McBRIDE

So. | Forward | 6-7 | 207  
Myrtle Beach, S.C. | Myrtle Beach



## » CAREER HIGHS

Points	2	2x, last vs. SC State	12/2/20
Rebounds	1	5x, last vs. SC State	12/2/20
Assists	1	at Minnesota	12/2/19
Steals	---	---	---
FG Made	1	at Minnesota	12/2/19
3FG Made	---	---	---
FT Made	2	vs. SC State	12/2/20
Minutes	4	vs. Presbyterian	11/7/19

## » ABOUT O'NEIL McBRIDE

Born January 6, 2000  
Hometown Myrtle Beach, S.C.  
High School Myrtle Beach  
Major Pre-Business

## » 2020-21 GAME-BY-GAME

OPPONENT	FG	PCT.	3FG	PCT.	FT	PCT.	OR-DR-TOT	PF	A	TO	BLK	STL	PTS	MIN
vs. Mississippi State	DNP													
vs. Purdue	DNP													
South Carolina State	0-0	.000	0-0	.000	2-2	1.000	0-1-1	0	0	0	0	0	2	2
Maryland	0-0	.000	0-0	.000	0-0	.000	0-0-0	0	0	0	0	0	0	1
vs. Alabama	DNP													
at Virginia Tech	DNP													
at South Carolina	PPD													
vs. Morehead State	DNP													
Florida State	DNP													
at Miami (Fla.)	DNP													
NC State	DNP													
at North Carolina	PPD													
at Syracuse	PPD													
[18] Virginia	0-0	.000	0-0	.000	0-0	.000	0-0-0	0	0	0	0	0	0	1
at Georgia Tech	DNP													
at Florida State	DNP													
[25] Louisville	DNP													
at Duke	DNP													
North Carolina	DNP													
Syracuse	DNP													
Georgia Tech	DNP													
at Notre Dame	PPD													
at Pittsburgh	PPD													
at Wake Forest	DNP													
Miami (Fla.)	DNP													
at Syracuse	DNP													
Pittsburgh														

\* - Game Started; [] AP Ranking

## » NOTES

### BEFORE CLEMSON

- Attended and graduated from Myrtle Beach High School.
- Following high school, attended postgraduate school and played at Fork Union Military Academy (Va.)
- As a senior at Myrtle Beach, averaged 10.0 points and 9.0 rebounds per game.

## » CAREER STATS

Year	GP	GS	Min.	Field Goals			3-PT			FT			Rebounds				PF	DQ	A	TO	Blk	Stl	Pts.	Avg.
				FG	FGA	Pct.	FG	FGA	Pct.	FT	FTA	Pct.	OR	DR	TOT	Avg.								
2019-20	8	0	16	1	2	.500	0	0	.000	0	2	.000	3	3	6	0.8	1	0	2	1	0	0	2	0.3
2020-21	3	0	4	0	0	.000	0	0	.000	2	2	1.000	0	1	1	0.3	0	0	0	0	0	0	2	0.7
<b>TOTAL</b>	<b>11</b>	<b>0</b>	<b>20</b>	<b>1</b>	<b>2</b>	<b>.500</b>	<b>0</b>	<b>0</b>	<b>.000</b>	<b>2</b>	<b>4</b>	<b>.500</b>	<b>3</b>	<b>4</b>	<b>7</b>	<b>0.6</b>	<b>1</b>	<b>0</b>	<b>2</b>	<b>1</b>	<b>0</b>	<b>0</b>	<b>4</b>	<b>0.4</b>

# 21 WELLS HOAG



Jr. | Guard | 6-3 | 199  
Greenville, S.C. | Greenville

## » CAREER HIGHS

Points	5	vs. Alabama A&M	11/21/19
Rebounds	1	2x, last at Minnesota	12/2/19
Assists	---	---	---
Steals	---	---	---
FG Made	2	vs. Alabama A&M	11/21/19
3FG Made	1	vs. Alabama A&M	11/21/19
FT Made	---	---	---
Minutes	8	vs. Alabama A&M	11/21/19

## » ABOUT WELLS HOAG

**Born** February 15, 2000  
**Hometown** Greenville, S.C.  
**High School** Greenville  
**Major** Parks, Recreation, Tourism Management  
**Fun Fact** Just the fourth Clemson manager to be elevated to the active roster in school history. He has now competed in the second-most games of those previous three players.

## » 2020-21 GAME-BY-GAME

OPPONENT	FG	PCT.	3FG	PCT.	FT	PCT.	OR-DR-TOT	PF	A	TO	BLK	STL	PTS	MIN
vs. Mississippi State	DNP													
vs. Purdue	DNP													
South Carolina State	0-1	.000	0-1	.000	0-0	.000	0-0-0	0	0	0	0	0	0	2
Maryland	0-0	.000	0-0	.000	0-0	.000	0-0-0	0	0	0	0	0	0	1
vs. Alabama	DNP													
at Virginia Tech	DNP													
at South Carolina	PPD													
vs. Morehead State	DNP													
Florida State	DNP													
at Miami (Fla.)	DNP													
NC State	DNP													
at North Carolina	PPD													
at Syracuse	PPD													
[18] Virginia	0-0	.000	0-0	.000	0-0	.000	0-0-0	0	0	0	0	0	0	1
at Georgia Tech	DNP													
at Florida State	DNP													
[25] Louisville	DNP													
at Duke	DNP													
North Carolina	DNP													
Syracuse	DNP													
Georgia Tech	DNP													
at Notre Dame	PPD													
at Pittsburgh	PPD													
at Wake Forest	DNP													
Miami (Fla.)	DNP													
at Syracuse	DNP													
Pittsburgh	DNP													

\* - Game Started; [] AP Ranking

## » NOTES

### FROM MANAGER TO PLAYER

- Clemson basketball student manager Wells Hoag was elevated to the active roster on Wednesday, Nov. 20, 2019.
- Hoag made his collegiate debut against Alabama A&M on Nov. 21 and played 7.5 minutes on the floor for the Tigers.
- The nearby Greenville, S.C. native scored five points, including connecting on the first two baskets of his career.
- Hoag made a driving layup and then poured in a 3-pointer from the far wing spot.
- While on the floor, Hoag managed to run the point and execute the Tiger offense.
- This isn't something unfamiliar to head coach Brad Brownell, who, in 2014, elevated a then-manager Riley McGillan (2014-17) to the active roster.
- McGillan played 20 games through his Tiger career, scoring 11 points.
- McGillan later served as a graduate assistant in Clemson's program and is now the director of operations at Longwood University for men's basketball.
- Prior to McGillan, the last managers to play in a game were Dennis Hopf (1988-89) and Edward Bynum (1984-85).
- The most points scored by a walk-on in a career is 33 by Jeff Holstein (1985-87) in 34 career games. He also recorded 32 rebounds.

### PROMOTED MANAGERS CAREER STATS

Name	Years	GP	FG	3FG	FT	Reb	Pts
Wells Hoag	2019-20	10	2-7	1-4	0-0	2	5
Riley McGillan	2014-17	20	4-14	2-12	1-2	2	11
Dennis Hopf	1988-89	1	0-1	0-0	0-0	0	0
Edward Bynum	1984-85	9	3-7	0-0	4-12	9	10

## » CAREER STATS

Year	GP	GS	Min.	Field Goals			3-PT			FT			Rebounds				PF	DQ	A	TO	Blk	Stl	Pts.	Avg.
				FG	FGA	Pct.	FG	FGA	Pct.	FT	FTA	Pct.	OR	DR	TOT	Avg.								
2019-20	7	0	16	2	6	.333	1	3	.333	0	0	.000	2	0	2	0.3	0	0	0	0	0	5	0.7	
2020-21	3	0	4	0	1	.000	0	1	.000	0	0	.000	0	0	0	0.0	0	0	0	0	0	0	0.0	
<b>TOTAL</b>	<b>10</b>	<b>0</b>	<b>20</b>	<b>2</b>	<b>7</b>	<b>.286</b>	<b>1</b>	<b>4</b>	<b>.250</b>	<b>0</b>	<b>0</b>	<b>.000</b>	<b>2</b>	<b>0</b>	<b>2</b>	<b>0.2</b>	<b>0</b>	<b>0</b>	<b>0</b>	<b>0</b>	<b>0</b>	<b>5</b>	<b>0.5x</b>	

# 22 LYNN KIDD



Fr. | Forward/Center | 6-10.5 | 235  
Gainesville, Fla. | IMG Academy

## » CAREER HIGHS

Points	4	vs. Florida State	1/23/21
Rebounds	4	vs. SC State	12/2/20
Offensive Rebounds	4	vs. SC State	12/2/20
Blocks	2	vs. SC State	12/2/20
Assists	1	vs. Mississippi State	11/25/20
Steals	—	—	—
FG Made	1	2x, last vs. Florida State	1/23/21
3FG Made	—	—	—
FT Made	2	2x, last vs. vs. Florida State	1/23/21
Minutes	12	vs. SC State	12/2/20

## » ABOUT LYNN KIDD

**Born** December 17, 2002  
**Hometown** Gainesville, Fla.  
**High School** IMG Academy  
**Major** Undeclared  
**Fun Fact** Born in Spain  
 Chose Clemson over Miami, Virginia Tech, Wake Forest, Auburn and Florida.

## » 2020-21 GAME-BY-GAME

OPPONENT	FG	PCT.	3FG	PCT.	FT	PCT.	OR-DR-TOT	PF	A	TO	BLK	STL	PTS	MIN
vs. Mississippi State	0-0	.000	0-0	.000	2-2	1.000	0-0-0	3	1	1	0	0	2	7
vs. Purdue	0-0	.000	0-0	.000	0-0	.000	0-0-0	0	0	0	0	0	0	2
South Carolina State	1-5	.200	0-0	.000	0-0	.000	4-0-4	2	0	1	2	0	2	12
Maryland	0-0	.000	0-0	.000	0-0	.000	0-0-0	0	0	0	0	0	0	1
vs. Alabama	DNP													
at Virginia Tech	DNP													
at South Carolina	PPD													
vs. Morehead State	DNP													
Florida State	DNP													
at Miami (Fla.)	DNP													
NC State	DNP													
at North Carolina	PPD													
at Syracuse	PPD													
[18] Virginia	0-0	.000	0-0	.000	0-0	.000	0-0-0	0	0	0	0	0	0	4
at Georgia Tech	DNP													
at Florida State	1-1	1.000	0-0	.000	2-2	1.000	0-1-1	0	0	0	0	0	4	3
[25] Louisville	DNP													
at Duke	DNP													
North Carolina	DNP													
Syracuse	DNP													
Georgia Tech	DNP													
at Notre Dame	PPD													
at Pittsburgh	PPD													
at Wake Forest	0-0	.000	0-0	.000	0-0	.000	0-2-2	1	0	0	0	0	0	4
Miami (Fla.)	DNP													
at Syracuse	DNP													
Pittsburgh	DNP													

\* - Game Started; [] AP Ranking

## » NOTES

### KIDD ON THE GLASS

- Lynn Kidd hit the glass hard in the Tigers' home opener, finishing with four offensive rebounds and putting back one for his lone field goal.
- Kidd also finished with two blocked shots - his first two of the season.

### FOUR-STAR ADDITION

- Kidd is a 6-10, 230-pound center who is rated as a four-star prospect on 247Sports Composite 2020 rankings. Kidd is currently still listed on ESPN's Top 100 prospect list for the 2021 class (No. 77).
- He recently competed at the Power 24 in Georgia, playing for the Showtime Ballers. In four games, Kidd averaged 13.0 points, 7.3 rebounds and 2.0 blocks per game. He quickly rose to become one of the hottest prospects in the country.
- Kidd chose Clemson over Miami, Virginia Tech, Wake Forest, Auburn and Florida.

## » CAREER STATS

Year	GP	GS	Min.	Field Goals			3-PT			FT			Rebounds				PF	DQ	A	TO	Blk	Stl	Pts.	Avg.
				FG	FGA	Pct.	FG	FGA	Pct.	FT	FTA	Pct.	OR	DR	TOT	Avg.								
2020-21	7	0	32	2	6	.333	0	0	.000	4	4	1.000	4	3	7	1.0	6	0	1	2	2	0	8	1.1
TOTAL	7	0	32	2	6	.333	0	0	.000	4	4	1.000	4	3	7	1.0	6	0	1	2	2	0	8	1.1

# 24 PJ HALL



Fr. | Forward | 6-10 | 235  
Spartanburg, S.C. | Dorman

## » CAREER HIGHS

Points	10	vs. Mississippi State	11/25/20
Rebounds	7	vs. Mississippi State	11/25/20
Assists	---	---	---
Steals	2	vs. Alabama	12/12/20
FG Made	5	vs. Mississippi State	11/25/20
3FG Made	1	2x, last at Miami	1/2/21
FT Made	2	vs. Maryland	12/9/20
Minutes	23	vs. Mississippi State	11/25/20

## » ABOUT PJ HALL

**Born** February 21, 2002  
**Hometown** Spartanburg, S.C.  
**High School** Dorman  
**Major Sports Communications**  
**Fun Fact:** Sister, Thayer, is a standout volleyball player at the University of Florida

## » 2020-21 GAME-BY-GAME

OPPONENT	FG	PCT.	3FG	PCT.	FT	PCT.	OR-DR-TOT	PF	A	TO	BLK	STL	PTS	MIN
vs. Mississippi State	5-6	.833	0-1	.000	0-0	.000	3-4-7	2	0	2	1	0	10	23
vs. Purdue	2-3	.667	1-2	.500	0-0	.000	0-1-1	2	0	0	0	0	5	8
South Carolina State	DNP													
Maryland	0-2	.000	0-1	.000	2-2	1.000	0-3-3	0	0	0	0	0	2	8
vs. Alabama	2-4	.500	0-0	.000	0-0	.000	1-1-2	1	0	1	0	2	4	13
at Virginia Tech	1-4	.250	0-2	.000	0-0	.000	0-1-1	3	0	0	0	0	2	9
at South Carolina	PPD													
vs. Morehead State	2-2	1.000	0-0	.000	1-2	.500	1-2-3	1	0	0	0	1	5	13
Florida State	1-2	.500	0-0	.000	1-2	.500	3-1-4	2	0	0	0	0	3	12
at Miami (Fla.)	3-4	.750	1-1	1.000	0-0	.000	0-1-1	0	0	1	0	0	7	11
NC State	4-7	.571	0-3	.000	0-0	.000	0-2-2	2	0	0	0	0	8	13
at North Carolina	PPD													
at Syracuse	PPD													
[18] Virginia	4-7	.571	0-2	.000	0-0	.000	1-2-3	1	0	0	0	1	8	14
at Georgia Tech	0-0	.000	0-0	.000	2-2	1.000	0-0-0	2	0	2	0	0	2	7
at Florida State	2-5	.400	0-1	.000	0-0	.000	0-1-1	2	0	0	0	0	4	12
[25] Louisville	0-0	.000	0-0	.000	0-0	.000	0-2-2	0	0	0	1	0	0	6
at Duke	0-2	.000	0-2	.000	2-2	1.000	1-1-2	3	1	1	0	0	2	8
North Carolina	0-0	.000	0-0	.000	0-0	.000	0-0-0	2	0	1	0	0	0	5
Syracuse	3-5	.600	0-0	.000	0-0	.000	2-1-3	2	0	0	0	0	6	13
Georgia Tech	0-0	.000	0-0	.000	2-2	1.000	1-0-1	0	0	1	0	0	2	6
at Notre Dame	PPD													
at Pittsburgh	PPD													
at Wake Forest	DNP													
Miami (Fla.)	DNP													
at Syracuse	PPD													
Pittsburgh	PPD													

\* - Game Started; [] AP Ranking

## » NOTES

### STEPPING UP BIG AGAINST NC STATE

- PJ Hall stepped up in a big way off the bench for the Tigers in a 74-70 overtime win against NC State.
- Hall scored eight points on 4-for-7 shooting, including providing a hook shot over Manny Bates with 10 seconds left in overtime to extend the Clemson lead to 74-70.

### THROWN INTO THE FIRE

- PJ Hall was thrown into the fire in his first collegiate game and did not disappoint.
- Hall relieved Simms off the bench when Simms got into foul trouble.
- Hall finished 5-for-6 from the floor with 10 points and seven rebounds to help lead the Tigers to a 53-42 victory over Mississippi State.

### PJ HALL'S AWARDS AND ACCOLADES

#### Rankings

- #1 ranked player in South Carolina
- 2019-20 South Carolina Gatorade Player of the Year
- ESPN ranked four-star prospect (No. 48 in ESPN Top 100, No. 9 power forward in the nation)
- 247Sports ranked four-star prospect (No. 54 in Top247, No. 9 power forward in the nation)
- Rivals ranked four-star prospect (No. 48 in Rivals150, No. 8 power forward in the nation)

#### 2018-19

- Averaged 14.5 points, 8.2 rebounds and 2.1 blocks per game as a junior
- USA Today All-South Carolina Team
- 5A State Champion
- All-Region
- All-State
- Spartanburg Herald Journal First-Team All-Area
- Chick-Fil-A Classic All-Tournament Team

#### 2017-18:

- SC Top-80 Camp "Mr. Basketball"
- 5A State Champion
- SCHSL All-Rookie Team

## » CAREER STATS

Year	GP	GS	Min.	Field Goals			3-PT			FT	FTA	Pct.	Rebounds			PF	DQ	A	TO	Blk	Stl	Pts.	Avg.	
				FG	FGA	Pct.	FG	FGA	Pct.				OR	DR	TOT									Avg.
2020-21	17	0	181	29	53	.547	2	15	.133	10	12	.833	13	23	36	2.1	25	0	1	9	2	4	70	4.1
<b>TOTAL</b>	<b>17</b>	<b>0</b>	<b>181</b>	<b>29</b>	<b>53</b>	<b>.547</b>	<b>2</b>	<b>15</b>	<b>.133</b>	<b>10</b>	<b>12</b>	<b>.833</b>	<b>13</b>	<b>23</b>	<b>36</b>	<b>2.1</b>	<b>25</b>	<b>0</b>	<b>1</b>	<b>9</b>	<b>2</b>	<b>4</b>	<b>70</b>	<b>4.1</b>

# 25 AAMIR SIMMS



Sr. | Forward | 6-8.5 | 245  
Palmyra, Va. | Blue Ridge School

## » CAREER HIGHS

Points	25	3x, last vs. Georgia Tech	2/12/21
Rebounds	15	vs. Virginia Tech	11/5/19
Offensive Rebounds	5	vs. Morehead State	12/21/20
Assists	7	vs. TCU	11/24/19
Blocks	4	3x, last at Miami	1/2/21
Steals	5	vs. Syracuse	3/9/19
FG Made	10	3x, last at Miami	1/2/21
3FG Made	4	vs. Mississippi State	12/8/18
FT Made	8	2x, last vs. NC State	1/4/20
Minutes	42	at North Carolina	1/11/20

## » ABOUT AAMIR SIMMS

**Born** February 17, 1999  
**Hometown** Palmyra, Va.  
**High School** Blue Ridge School  
**Major Sports Communications**  
**Fun Facts** Can communicate in sign language; while a student at Blue Ridge School, Aamir participated in track and field and cycling.

## » 2020-21 GAME-BY-GAME

OPPONENT	FG	PCT.	3FG	PCT.	FT	PCT.	OR-DR-TOT	PF	A	TO	BLK	STL	PTS	MIN
* vs. Mississippi State	1-5	.200	0-3	.000	2-2	1.000	0-1-1	5	0	2	0	1	4	4.0
* vs. Purdue	8-13	.615	2-4	.500	6-7	.857	1-2-3	3	4	1	0	2	24	27
* South Carolina State	4-5	.800	0-0	.000	0-0	.000	2-2-4	1	4	1	0	1	8	21
* Maryland	7-13	.538	2-3	.667	0-2	.000	5-2-7	3	1	3	1	2	16	32
* vs. Alabama	3-4	.750	0-0	.000	0-0	.000	0-5-5	3	3	6	0	0	6	22
* at Virginia Tech	4-6	.667	1-1	1.000	6-6	1.000	1-2-3	4	1	2	2	2	15	31
at South Carolina	PPD													
* vs. Morehead State	4-6	.667	0-0	.000	4-4	1.000	5-5-10	5	0	5	0	2	12	25
* [18] Florida State	2-5	.400	0-1	.000	4-5	.800	3-8-11	2	3	3	0	0	8	28
* at Miami (Fla.)	10-14	.714	2-2	1.000	3-4	.750	4-3-7	3	4	2	4	0	25	33
* NC State	3-11	.273	0-6	.000	2-2	1.000	4-3-7	4	4	1	0	2	8	33
at North Carolina	PPD													
at Syracuse	PPD													
* [18] Virginia	1-9	.111	0-4	.000	0-0	.000	2-3-5	1	2	0	2	0	2	25
* at Georgia Tech	9-14	.643	0-0	.000	1-1	1.000	3-2-5	3	3	4	0	2	19	32
* at Florida State	1-3	.333	0-1	.000	3-4	.750	3-2-5	3	1	2	0	0	5	25
* [25] Louisville	6-12	.500	1-4	.250	3-3	1.000	5-4-9	2	4	1	1	0	16	34
* at Duke	7-13	.538	1-2	.500	4-5	.800	3-3-6	4	4	2	0	2	19	27
* North Carolina	4-10	.400	1-3	.333	1-1	1.000	4-2-6	3	6	1	0	0	10	35
* Syracuse	7-9	.778	1-2	.500	3-4	.750	2-9-11	3	0	5	1	0	18	32
* Georgia Tech	9-16	.563	3-4	.750	4-5	.800	1-2-3	3	3	2	1	1	25	33
at Notre Dame	PPD													
at Pittsburgh	PPD													
* at Wake Forest	6-9	.667	1-2	.500	0-0	.000	1-9-10	1	2	5	0	1	13	34
* Miami (Fla.)	8-12	.667	3-4	.750	0-0	.000	2-4-6	3	1	4	2	1	19	40
at Syracuse	PPD													
Pittsburgh	PPD													

\* - Game Started; [] AP Ranking

## » NOTES

### FIRST-TEAM ALL-CONFERENCE WORTHY

- Aamir Simms is the only player in the ACC that leads his team in scoring (13.6 ppg), rebounding (6.2) and assists (2.5 assists).
- He led the Tigers in scoring, rebounding, assists and blocks last season, becoming the first player in Clemson history to accomplish that feat.
- Simms became the seventh player in ACC history last season to lead his team in points, rebounds and assists. He is on pace to do it again this year and would become the first player to accomplish this feat twice in his career in the ACC.
- Simms is shooting a career-best 55.3 percent from the floor, including a career-high 83.6 percent at the foul line.
- After a slow start from beyond the arc, Simms is 10-for-19 over his last six games.
- The 25-point game against Georgia Tech was Simms' third of the season and 10th of his career.

### ALL-TIME ACC PLAYERS TO LEAD TEAM IN POINTS, REBOUNDS AND ASSISTS

(Encompassing Current ACC Schools)

Year	Name (School)	Pts	Reb	Ass
2020-21	Aamir Simms (Clemson)	13.6	6.2	2.5
2019-20	Aamir Simms (Clemson)	13.0	7.2	2.6
2010-11	Iman Shumpert (Georgia Tech)	17.5	5.9	4.2
2008-09	Greivis Vasquez (Maryland)	17.5	5.4	5.0
2005-06	Terrence Williams (Louisville)*	12.4	7.0	3.8
2004-05	Julius Hodge (NC State)	17.0	6.6	4.8
2001-02	Anthony Gundy (NC State)	17.8	5.5	3.5
1993-94	Bob Sura (Florida State)	21.2	7.9	4.5
1986-87	Danny Ferry (Duke)	14.0	7.8	4.3
1985-86	Billy Thompson (Louisville)^	14.9	7.8	3.9
1972-73	Billy Knight (Pittsburgh)!	23.7	11.0	2.96

Note: 2020-21 season is through 18 games and is not complete;

\* - Big East Member; ^ - Metro Conference Member; ! - Independent

### AAMIR SIMMS' 20-POINT GAMES

Date	Opponent	Pts	FG	3FG	FT
2-12-21	H-Georgia Tech	25	9-16	3-4	4-5
1-2-21	A-Miami	25	10-14	2-2	3-4
11-25-20	N-Purdue	24	8-13	2-4	6-7
2-25-20	A-Georgia Tech	23	10-16	1-4	2-3
1-14-20	H-Duke	25	10-15	2-3	3-6
1-11-20	A-North Carolina	20	7-13	3-6	3-4
12-31-19	H-Miami (Fla.)	21	8-14	1-2	4-5
12-15-19	H-South Carolina	21	5-7	3-3	8-11
11-26-19	N-Colorado	23	7-14	2-5	7-9
12-8-18	N-Mississippi State	23	9-15	4-9	1-2

### RARE AIR

- Aamir Simms become just the fourth player in Clemson history to amass 1,000 points, 550 rebounds,

## WHAT THEY'RE SAYING...

### HEAD COACH BRAD BROWNELL

"I want to make sure my guy Aamir Simms isn't forgotten about here when we start talking about these all-conference teams. He's having another great year, he was all-conference last year and if we finish in the double-bye that guy needs to have full consideration for first-team all-league. He may not score as many points, but we don't play as fast. He's an extremely good defensive center. The guy can play pick-and-roll coverages, three, four, five different ways if you need to. The adjustments we make because we have him on the floor, winning matters. That guy has been here the last two years as our best player and he's really impacted winning. That needs to account for a lot."

### MIAMI HEAD COACH JIM LARRAÑAGA

"Aamir Simms is a first team All-Conference player. He's probably the best defender in the league, especially in the frontcourt. I haven't seen anybody better than him. He's more physical than any player in the league, he makes threes, he makes post-ups, makes his free throws and he finds the open man. He's a very unselfish player. He's only averaging 13 or 14 points per game; he could be averaging 25 or 30. He's that good of an offensive player and defensive player."

## » CAREER STATS

Year	GP	GS	Min.	Field Goals			3-PT			Rebounds				PF	DQ	A	TO	Blk	Stl	Pts.	Avg.			
				FG	FGA	Pct.	FG	FGA	Pct.	FT	FTA	Pct.	OR									DR	TOT	Avg.
2017-18	34	12	524	53	112	.473	14	43	.326	15	26	.577	26	82	108	3.2	45	0	21	20	29	8	135	4.0
2018-19	34	34	906	105	238	.441	40	121	.331	24	32	.750	50	107	157	4.6	82	2	34	45	25	21	274	8.1
2019-20	30	30	949	139	293	.474	34	85	.400	79	112	.705	68	149	217	7.2	71	1	78	66	23	31	391	13.0
2020-21	20	20	578	104	188	.553	18	46	.391	46	55	.836	51	73	124	6.2	59	2	50	52	14	19	272	13.6
<b>TOTAL</b>	<b>118</b>	<b>96</b>	<b>2957</b>	<b>401</b>	<b>831</b>	<b>.483</b>	<b>106</b>	<b>295</b>	<b>.359</b>	<b>164</b>	<b>225</b>	<b>.729</b>	<b>195</b>	<b>411</b>	<b>606</b>	<b>5.1</b>	<b>257</b>	<b>5</b>	<b>183</b>	<b>183</b>	<b>91</b>	<b>79</b>	<b>1072</b>	<b>9.1</b>



## » SIMMS NOTES

150 assists, 75 steals and 75 blocks in a career.

- Simms joins Trevor Booker (1725, 1060, 144, 249), Horace Grant (1696, 981, 206, 104, 82) and Larry Nance (1341, 784, 177, 106, 108).

- Simms also became just the 275th player in Division I since 1992-93 to achieve this feat.

(Info researched on CBB Sports Reference)

## CLEMSON PLAYERS TO AMASS 1K PTS, 550 REB, 150 AST, 75 STL, 75 BLK IN A CAREER

Name	Yrs.	Years	Pts	Reb	Ast	Stl	Blk
Aamir Simms	4	2017-21	1072	606	183	79	91
Trevor Booker	4	2006-10	1725	1060	224	144	249
Horace Grant	4	1983-87	1696	981	206	104	82
Larry Nance	4	1977-81	1341	784	177	106	108

## DOUBLE-DOUBLE GUY

- Aamir Simms totaled his second double-double of the season and seventh of his career against Syracuse with 18 points and 11 rebounds (Feb. 6).

- Simms scored 12 points and grabbed 10 boards to secure his first double-double of the season against Morehead State (Dec. 21).

- It marked Simms' seventh career double-double. He accumulated the previous five during the 2019-20 season.

- The five offensive rebounds against Morehead State marked Simms' most in his career. He had posted four on seven prior occasions.

## AAMIR SIMMS' DOUBLE-DOUBLE GAMES

Date	Opponent	Pts	Reb	O-Reb
2/24/21	at Wake Forest	13	10	1
2/6/21	Syracuse	18	11	2
12/21/20	Morehead State	12	10	5
3/11/20	vs. Miami (ACCT)	14	10	2
2/22/20	at Boston College	12	11	2
1/18/20	at NC State	18	11	2
11/24/19	vs. TCU	13	12	3
11/5/19	Virginia Tech	12	15	4

## BIG DAY ON SOUTH BEACH

- Aamir Simms tied his career high of 25 points in a 66-65 win over Miami (Jan. 2).

- Simms also tied his career highs in field goals (10) and blocks (4). He tallied seven boards and four assists in the ultra-impressive performance.

## SPACE COAST MVP

- Aamir Simms scored 24 points and helped seal an 11-point championship victory over Purdue in the 2020 Space Coast Challenge.

- For his efforts, Simms was named Tournament MVP.
- He finished 8-for-13 from the floor and 6-for-7 at the foul line, adding in four assists and two steals against the Boilermakers.

## NATIONAL SPOTLIGHT

- Aamir Simms became Clemson's first player to earn a spot on a Basketball Hall of Fame positional watch list.

- Simms was one of 20 power forwards in the country to be named to the Karl Malone Watch List.

- In January 2021, Simms was named to the Top 10 of the Karl Malone Award Watch List.

## SIMMS APPROACHING

### ALL-TIME REBOUND LIST AT CLEMSON

- Aamir Simms reached the 550 rebound plateau in his career against Georgia Tech (Jan. 20).

- Simms is five rebounds away from cracking the top-25 in Clemson history.

- Elijah Thomas was the last Tiger to crack the list and sits tied for 18th overall in Tiger history with 649 total rebounds.

- With 10 rebounds at Wake Forest, Simms became the 15th player in Clemson history with 1,000+ points and 600+ rebounds.

## CAREER REBOUNDS

Rk	Name	Yrs.	Years	GP	R/G	Reb
1.	Tree Rollins	4	1973-77	110	11.9	1311
2.	Dale Davis	4	1987-91	121	10.0	1216
3.	Trevor Booker	4	2006-10	134	7.9	1060
4.	Horace Grant	4	1983-87	122	8.0	981
5.	Harold Jamison	4	1995-99	129	7.3	937
6.	Sharone Wright	3	1991-94	92	9.8	903
7.	Elden Campbell	4	1986-90	123	6.8	836
8.	Jaron Blossomgame	4	2013-17	128	6.5	831
9.	Larry Nance	4	1977-81	117	6.7	784
10.	Sharrod Ford	4	2001-05	118	6.5	762
11.	Devin Booker	4	2009-13	128	5.7	728
12.	Tom Wideman	4	1995-99	129	5.6	723
13.	K.C. Rivers	4	2005-09	134	5.4	721
14.	Richie Mahaffey	4	1966-70	75	9.4	707
15.	Randy Mahaffey	3	1965-67	73	9.7	706
16.	Chris Hobbs	4	2000-04	116	5.9	679
17.	Donnie Mahaffey	3	1961-64	76	8.8	666
18.	Tommy Mahaffey	3	1959-62	76	8.5	649
19.	Elijah Thomas	3	2016-19	93	7.0	649
20.	Ray Henderson	4	1999-03	112	5.7	633
21.	Vincent Hamilton	5	1980-85	116	5.4	628
22.	James Mays	4	2004-08	108	5.8	622
23.	Dave Angel	3	1970-73	78	7.8	607
24.	Landry Nnoko	4	2012-16	128	4.7	606
	<b>Aamir Simms</b>	<b>4</b>	<b>2017-21</b>	<b>118</b>	<b>5.1</b>	<b>606</b>
25.	Milton Jennings	4	2009-13	123	4.9	605
26.	Horace Wyatt	4	1978-82	119	5.1	604

## ALL- ACC THIRD TEAM RECOGNITION

- Aamir Simms earned the recognition from media and ACC coaches for his performance on the floor last season and earned third-team honors.

- It marks the first time that Simms has earned postseason accolades from the ACC.

## ALL-ACC NOMINEE

- Aamir Simms put together an All-ACC type of season last year and garnered recognition from around the league.

- On Jan. 13, Simms was named ACC Player of the Week for the first time in his career and followed that up with a career-high 25 points against No. 3/3 Duke.

- Has improved his points per game by 4.9 points per contest and also upped his rebounding by 2.5 rebounds per game.

- He shot much better from three (+6.9 percent) compared to 2018-19.

- Aamir Simms became the first Clemson player over the last 20 seasons with 20 points, 5 rebounds, and 5 assists in consecutive games; he did it in wins over North Carolina and Duke.

- Simms posted his fourth career double-double with 12 points and 11 rebounds in an 18-point rout of Boston College (Feb. 22).

## AAMIR SIMMS IN THE SPOTLIGHT (19-20)

- Clemson's leader on and off the floor, Aamir Simms, earned himself ACC Player of the Week (Jan. 13, 2020) for his performance at North Carolina (Jan. 11, 2020).

- Simms led Clemson in five statistical categories, a "Quintuple Leadership."

- He posted 20 points, eight rebounds, six assists, four blocks and three steals.

- Simms followed up that performance and weekly accolade with a 25-point, nine-rebound and five-assist game against No. 3/3 Duke in a 79-72 victory.

- It marked the first time in Simms' career that he has posted back-to-back 20 point games and the 25-point outing proved to be a career-best for the junior.

- Simms scored 23 points in a loss to Georgia Tech, tying his career mark for field goals made in a single game with 10.

- Simms notched six 20-point games last season.

## AAMIR SIMMS LAST SEASON

- Aamir Simms has made a tremendous impact on the floor last season for the Tigers.

- Simms posted one of the best performances of his career against North Carolina (Jan. 11).

- He posted a "Quintuple Leadership" - leading the Tigers with 20 points, eight rebounds, six assists, four blocks and three assists.

- Simms notched his fourth career 20-point game against Miami (Dec. 31) with 21 points, while also tallying eight rebounds.

- Simms scored 18 points in a 29-point thrashing of Jacksonville on Dec. 20.

- He finished 7-for-8 from the floor, including a perfect 3-for-3 from downtown and 1-for-1 from the foul line.

- Simms has made a Clemson season-best seven-straight 3-pointers from Dec. 8 at Florida State through the Tigers' contest against Jacksonville on Dec. 20.

- Simms posted his third career 20-point game against South Carolina (Dec. 15) on 5-for-7 shooting and a perfect 3-for-3 from behind the arc.

- Simms also finished 8-for-11 (career-highs in makes and attempts from the charity stripe).

- Simms posted a season-high with 19 points in a 22-point win against Detroit Mercy (Nov. 17).

- In the Tigers' first game of the MGM Resorts Main Event against TCU, Simms posted 13 points, 12 rebounds and seven assists to notch his second career double-double and nearly manage his first career triple double.

- Simms followed up his performance against TCU, tying his career-best with 23 points against Colorado.

- Simms also notched a career-high seven made free throws, while finishing 7-for-14 in the contest.

- One of Clemson's most versatile players captured his first career double-double in the season opener against Virginia Tech.

- Simms posted 12 points and 15 rebounds in a stellar performance to open the season.

- The 15 rebounds for Simms was a new career-best, outdoing his 10-rebound game last season at Duke (Jan. 5, 2019).

- Simms posted yet another double-digit scoring game with 12 points against Colgate (Nov. 10). He narrowly missed a double-double with eight rebounds, however, of the eight boards, four were on the offensive glass - tying a career high.

- Simms averaged 13.0 points and 7.2 rebounds per game.

- The last Tiger to average double-digits on the boards was Sharone Wright (1993-94 - 10.6 rebounds per game).

- Wright was a 1994 NBA First Round Draft Pick. The highest in Clemson history at sixth overall - selected by the Philadelphia 76ers.

- Wright is also the last player for Clemson to accomplish a triple double (12 points, 14 rebounds and 10 blocks in an 82-72 win against Maryland on Jan. 26, 1993).

## ACCOLADES

- Aamir Simms earned ACC Player of the Week honors following his performance at North Carolina (Jan. 11) and was named on Monday, Jan. 13.

- It's the Tigers' first ACC Player of the Week honor since Gabe DeVoe during the 2017-18 season. Marcquise Reed also won the award that season.

## CLEMSON'S ACC PLAYERS OF THE WEEK

Year	Player
2020	Aamir Simms (Co-Player), F
2018	Gabe DeVoe
	Marcquise Reed
2016	Jaron Blossomgame, F
2015	Jordan Roper, G
2011	Jerai Grant, F/C
2010	Trevor Booker (Co-Player), F
2009	K.C. Rivers, G/F (2)
	Trevor Booker
2008	K.C. Rivers (Co-Player), G/F
	Trevor Booker
2006	Akin Akingbala (Co-Player), C
2003	Edward Scott, G (2)
2002	Edward Scott, G
2000	Will Solomon, G (3)
1999	Terrell McIntyre, G (2)
1998	Greg Buckner, G
1997	Greg Buckner (Co-Player), F
1994	Andre Bovain, G
1993	Chris Whitney, G
	Sharone Wright, C
1990	Dale Davis, F
	Elden Campbell, C
1989	Dale Davis, F (2)
1988	Elden Campbell
1987	Horace Grant, C (2)
1985	Vincent Hamilton, G
1983	Marc Campbell, G
1981	Chris Dodds, G
1980	Billy Williams, G
1979	Larry Nance, F
1978	Colon Abraham, F
1977	Derrick Johnson, G
	Stan Rome, F
	Tree Rollins, C
1975	Tree Rollins, C
1972	David Angel, C
1971	Dickie Foster, F
1970	Butch Zatezalo, G

# MISCELLANEOUS STATS

## MISCELLANEOUS STATS

**Dunks:** Clyde Trapp (9), Aamir Simms (7), PJ Hall (6), Hunter Tyson (5), Jonathan Baehre (4), Olivier-Maxence Prosper (3), Alex Hemenway (1), John Newman III (1)

**Charges Taken:** Aamir Simms (6), Alex Hemenway (3), Hunter Tyson (4), Clyde Trapp (3), PJ Hall (2), John Newman III (2), Jonathan Baehre (1), Al-Amir Dawes (1)

**20-Point Games:** Aamir Simms (3), Nick Honor (1)

**30-Point Games:** --

**Double-Doubles:** Aamir Simms (3)

**Double Figure Scoring:** Aamir Simms (13), Al-Amir Dawes (9), Nick Honor (9), Clyde Trapp (4), John Newman III (3), Hunter Tyson (3), Jonathan Baehre (1), PJ Hall (1), Alex Hemenway (1), Olivier-Maxence Prosper (1)

**Double Figure Rebounding:** Aamir Simms (4)

**Led Clemson in Scoring:** Aamir Simms (8), Al-Amir Dawes (2), Nick Honor (2), Hunter Tyson (2), PJ Hall (1), Alex Hemenway (1), John Newman III (1), Clyde Trapp (1)

**Led Clemson in Rebounding:** Aamir Simms (5), Clyde Trapp (3), Al-Amir Dawes (2), Hunter Tyson (2), Jonathan Baehre (1), Olivier-Maxence Prosper (1)

**Led Clemson in Assists:** Nick Honor (6), Aamir Simms (4), Clyde Trapp (3), Jonathan Baehre (1), Al-Amir Dawes (1), John Newman III (1)

**Consecutive Field Goals Made:** 6 vs. Purdue (11/26/20); 4 by Al-Amir Dawes vs. Miami (2/27/21)

**Consecutive Points Scored:** 15 vs. Morehead State (12/21/20); 10 by Al-Amir Dawes vs. Miami (2/27/21)

**Consecutive Free Throws Made:** 17 vs. Florida State (1/23/21)

**Consecutive Three-Pointers Made:** 3 vs. Purdue (11/26/20); 4 vs. NC State (Nick Honor), (1/5/21)

**Largest Lead:** 25 vs. Maryland (1:12, 1H), 12/9/20

**Largest Deficit:** 39 vs. Virginia (8:07, 2H), 1/16/21

**Largest Halftime Deficit:** 18 vs. Florida State, 1/23/21

**Largest Deficit Overcome for Victory:** 9 vs. Florida State (1:41, 1H); 9 vs. Georgia Tech (5:01, 1H)

**Most Consecutive Clemson Points:** 15 vs. Morehead State (12/21/20)

**Most Consecutive Opponent Points:** 15 vs. Virginia, 1/16/21

## CLEMSON'S RECORD...

Overall.....	15-5	When leading with 1:00 left .....	12-0
At home.....	10-1	When trailing with 1:00 left.....	3-5
On the road .....	2-4	When shooting 50% or better.....	1-1
At neutral sites .....	3-0	When opponent shoots less than 50% .....	14-2
In overtime .....	1-0	When scoring 70 or more points .....	6-0
Vs. ranked opponents .....	2-1	When winning the rebound margin.....	7-1
In games decided by 3 points or less.....	2-0	When winning the turnover margin.....	10-2
In games decided by 5 points or less.....	2-0	When winning points in the paint .....	9-1
In games decided by 7 or more points.....	11-4	When winning bench points .....	12-2
When leading at halftime .....	10-0	In November .....	2-0
When trailing at halftime.....	4-5	In December .....	5-1
When tied at halftime .....	--	In January .....	3-4
When leading with 5:00 left .....	13-0	In February .....	5-0
When trailing with 5:00 left.....	2-5	In March.....	--

# SEASON SUPERLATIVES

CATEGORY	CLEMSON TEAM HIGH	CLEMSON TEAM LOW
Total Points	81 vs. Purdue, 11/26/20	50 vs. Virginia, 1/16/21
1st Half Points	39 vs. Syracuse, 2/6/21	17 vs. Virginia, 1/16/21
2nd Half Points	48 vs. Florida State, 12/29/20; Georgia Tech, 2/12/21	27 vs. Mississippi State, 11/25/20
1st Half Field Goal %	54.2 vs. Georgia Tech, 1/20/21	16.7 vs. Florida State, 1/23/21
2nd Half Field Goal %	58.3 vs. Syracuse, 2/6/21	35.7 vs. Louisville, 1/27/21
Scoring Margin	+37 vs. SC State, 12/2/20	-35 vs. Virginia, 1/16/21
Field Goals Made	31 vs. NC State, 1/5/21	17 vs. Florida State, 1/23/21
Field Goal Attempts	69 vs. NC State, 1/5/21	46 vs. Wake Forest, 2/24/21
Field Goal %	52.9 vs. Syracuse, 2/6/21	30.4 vs. Florida State, 1/23/21
3-Pointers Made	11 vs. vs. Miami, 2/27/21	5 vs. (5), last vs. Duke, 1/30/21
3-Point Attempts	35 vs. Louisville, 1/27/21	19 vs. Alabama, 12/12/20
3-Point % (min. 10 att.)	50.0 vs. (3), last vs. Miami, 2/27/21	16.7 vs. Florida State, 1/23/21
Free Throws Made	24 vs. Florida State, 12/29/20	3 vs. NC State, 1/5/21; Virginia, 1/16/21; vs. Miami, 2/27/21
Free Throw Attempts	33 vs. Florida State, 12/29/20	4 vs. Virginia, 1/16/21
Free Throw % (min. 10 att.)	89.5 vs. Georgia Tech, 2/12/21	39.1 vs. NC State, 1/18/20
Rebounds	49 vs. Florida State, 12/29/20	21 vs. Virginia, 1/16/21
Offensive Rebounds	19 vs. Florida State, 12/29/20	3 vs. vs. Miami, 2/27/21
Rebound Margin	+17 vs. Syracuse, 2/6/21	-13 vs. Purdue, 11/26/20
Assists	19 vs. Syracuse, 2/6/21	6 vs. Florida State, 1/23/21
Turnovers	21 vs. Alabama, 12/12/20	7 vs. North Carolina, 2/2/21
Blocked Shots	7 vs. Alabama, 12/12/20	0 vs. NC State, 1/5/21
Steals	13 vs. Purdue, 11/26/20	2 vs. Virginia, 1/16/21
Fouls	24 vs. Virginia Tech, 12/15/20	8 vs. Virginia, 1/16/21

CATEGORY	OPPONENT TEAM HIGH	OPPONENT TEAM LOW
Total Points	85 by Virginia, 1/16/21	38 by SC State, 12/2/20
1st Half Points	44 by Georgia Tech, 1/20/21	15 by Maryland, 12/9/20; Wake Forest, 2/24/21
2nd Half Points	52 by Virginia, 1/16/21	20 by SC State, 12/2/20
1st Half Field Goal %	55.6 by NC State, 1/5/21	12.0 by Syracuse, 2/6/21
2nd Half Field Goal %	67.7 by Virginia, 1/16/21	23.3 by Mississippi State, 11/25/20
Field Goals Made	34 by Virginia, 1/16/21	12 by Wake Forest, 2/24/21
Field Goal Attempts	62 by Florida State, 12/29/20	36 by Morehead State, 12/21/20
Field Goal %	60.7 by Virginia, 1/16/21	25.5 by Wake Forest, 2/24/21
3-Pointers Made	16 by Georgia Tech, 1/20/21	1 by SC State, 12/2/20
3-Point Attempts	32 by Florida State, 12/29/20	14 by SC State, 12/2/20
3-Point % (min. 10 att.)	61.5 by Georgia Tech, 1/20/21	7.1 by SC State, 12/2/20
Free Throws Made	25 by Virginia Tech, 12/15/20	2 by Virginia, 1/16/21
Free Throw Attempts	31 by Virginia Tech, 12/15/20	2 by Virginia, 1/16/21
Free Throw % (min. 10 att.)	100.0 by Wake Forest, 2/24/21	29.6 by Mississippi State, 11/25/20
Rebounds	42 by Mississippi State, 11/25/20; Louisville, 1/27/21	18 by Georgia Tech, 1/20/21
Offensive Rebounds	16 by Mississippi State, 11/25/20	3 by Wake Forest, 2/24/21
Assists	22 by Virginia, 1/16/21	6 by SC State, 12/2/20; Syracuse, 2/6/21; Wake Forest, 2/24/21
Turnovers	24 by SC State, 12/2/20	7 by Virginia, 1/16/21
Blocked Shots	7 by Florida State, 1/23/21	0 by North Carolina, 2/2/21; Wake Forest, 2/24/21
Steals	17 by Alabama, 12/12/20	2 by Virginia Tech, 12/15/20
Fouls	24 by Florida State, 12/29/20	8 by Virginia, 1/16/21

CATEGORY	CLEMSON INDIVIDUAL BEST	OPPONENT INDIVIDUAL BEST
Points	25 by Aamir Simms, 2x, last vs. Georgia Tech, 2/12/21	28 by Isaiah Wong (Miami), 2/27/21
Field Goals Made	10 by Aamir Simms vs. Miami, 1/2/21	10 by Isaiah Wong (Miami), 2/27/21
Field Goal Attempts	16 by Aamir Simms vs. Georgia Tech, 2/12/21	18 by Isaiah Wong (Miami), 2/27/21
Field Goal Perfection	3 by Hunter Tyson vs. Alabama, 12/12/20	5 by Trey Murphy III (Virginia), 1/16/21
3-Pointers Made	5 by Al-Amir Dawes vs. Virginia Tech, 12/15/20	6 by Michael Devoe (Georgia Tech), 1/20/21
	Nick Honor vs. NC State, 1/5/21; Syracuse, 2/6/21	
	Alex Hemenway vs. Wake Forest, 2/24/21	
3-Point Attempts	11 by Al-Amir Dawes vs. Virginia Tech, 12/15/20	8 by Skyelar Potter (Morehead State), 12/21/20
		Jordan Usher (Georgia Tech), 1/20/21
3-Point Perfection	2 by (5), last by Nick Honor vs. Georgia Tech, 2/12/21	3 by Trey Murphy III (Virginia), 1/16/21
Free Throws Made	6 by Aamir Simms, 2x, last vs. Virginia Tech, 12/15/20	11 by Herbert Jones (Alabama), 12/12/20
	Alex Hemenway, vs. Morehead State, 12/21/20	
	Clyde Trapp vs. Florida State, 12/29/20	
Free Throw Attempts	8 by Clyde Trapp vs. Florida State, 12/29/20	12 by Tolu Smith (Mississippi State), 11/25/20
		Herbert Jones (Alabama), 12/12/20
		Keve Aluma (Virginia Tech), 12/15/20
Free Throw Perfection	6 by Aamir Simms vs. Virginia Tech, 12/15/20	9 by DJ Funderburk (NC State), 1/5/21
	Alex Hemenway, vs. Morehead State, 12/21/20	
Rebounds	11 by Aamir Simms vs. Florida State, 12/29/20; Syracuse, 2/6/21	12 by Jae'Lyn Withers (Louisville), 1/27/21
Offensive Rebounds	5 by Aamir Simms, 3x, last vs. Louisville, 1/27/21	5 by Zach Edey (Purdue), 11/26/20; Day'Ron Sharpe (North Carolina), 2/2/21
	Olivier-Maxence Prosper vs. Duke, 1/30/21	
Assists	11 by Clyde Trapp vs. Syracuse, 2/6/21	7 by Matt Cross (Miami), 1/2/21; Scottie Barnes (Florida State), 1/23/21
		Isaiah Wong (Miami), 2/27/21
Blocked Shots	4 by Aamir Simms vs. Miami, 1/2/21	4 by Moses Wright (Georgia Tech), 2/12/21
Steals	4 by Nick Honor, 2x, last vs. Miami, 1/2/21	6 by Kadary Richmond (Syracuse), 2/6/21
Minutes	40 by Aamir Simms vs. Miami, 2/27/21	45 by Devon Daniels (NC State), 1/5/21

Bold denotes a Clemson home game; ^ - denotes one overtime period.

# SUPERLATIVES UNDER BRAD BROWNELL

CATEGORY	CLEMSON TEAM HIGH	CLEMSON TEAM LOW
Total Points	100 vs. <b>The Citadel, 11/6/18</b>	36 vs. Virginia, 1/23/18
1st Half Points	54 vs. <b>Alabama A&amp;M, 11/21/19</b>	10 vs. Duke, 1/8/13; Virginia, 2/7/13
2nd Half Points	56 vs. Wake Forest, 2/2/16; North Carolina, 1/16/18	13 vs. Virginia, 1/23/18
1st Half Field Goal %	69.6 vs. Boston College, 2/22/20	12.0 vs. Duke, 1/8/13
2nd Half Field Goal %	85.0 vs. <b>Georgia Tech, 1/12/11</b>	23.5 vs. Duke, 3/2/11
Scoring Margin	+45 vs. <b>Florida A&amp;M, 11/14/14</b>	-48 vs. Florida State, 2/5/17
Field Goals Made	35 vs. <b>The Citadel, 1/1/13</b>	14 vs. <b>Louisville, 1/10/16; Virginia, 1/12/19; South Carolina, 12/15/19</b>
Field Goal Attempts	73 vs. Florida State, 3/4/12	33 vs. <b>Virginia, 1/12/13</b>
Field Goal %	69.2 vs. <b>Georgia Tech, 1/12/11</b>	25.9 vs. <b>Virginia, 1/12/19</b>
3-Pointers Made	15 vs. <b>North Carolina, 1/30/18</b>	0 vs. <b>Virginia Tech, 3/1/12; at NC State, 1/26/19</b>
3-Point Attempts	36 vs. <b>Samford, 12/9/17; Virginia Tech, 2/21/18</b>	7 vs. at NC State, 1/26/19
3-Point % (min. 10 att.)	78.6 vs. <b>Georgia Tech, 1/12/11</b>	0.0 vs. <b>Virginia Tech, 3/1/12</b>
Free Throws Made	32 vs. <b>Louisville, 1/10/16</b>	4 vs. Iowa, 11/29/11
Free Throw Attempts	46 vs. <b>Western Carolina, 11/12/10</b>	10 vs. North Carolina, 1/18/11
Free Throw % (min. 10 att.)	100.0 vs. <b>Miami (15-15), 1/16/16</b>	38.5 vs. Wake Forest (5-13), 2/25/14
Rebounds	51 vs. <b>Presbyterian College, 12/15/15</b>	19 vs. Virginia, 1/31/12
Offensive Rebounds	23 vs. Oklahoma, 11/20/16; <b>SC State, 12/13/16</b>	2 vs. Virginia, 1/19/16
Rebound Margin	+23 vs. <b>North Carolina A&amp;T, 11/12/17</b>	-22 vs. <b>Louisville, 1/10/16</b>
Assists	22 vs. many (4), last vs. <b>Virginia Tech, 1/22/17</b>	3 vs. Duke, 1/8/13; <b>Georgia Tech, 2/13/16</b>
Turnovers	22 vs. Florida State, 2/5/17	1 vs. NC State, 2/20/16
Blocked Shots	12 vs. <b>Arizona, 12/8/12; South Carolina, 11/17/13</b>	0 vs. <b>North Carolina, 2/28/13; Virginia Tech, 3/2/13</b>
Steals	16 vs. <b>The Citadel, 1/1/13</b>	0 vs. <b>Illinois, 3/23/14; NC State, 1/11/18</b>
Fouls	25 vs. many (4), last vs. Georgia Tech, 3/9/16	5 vs. <b>SC State, 12/13/16</b>

CATEGORY	OPPONENT TEAM HIGH	OPPONENT TEAM LOW
Total Points	109 by Florida State, 2/5/17	35 by <b>Furman, 12/14/13</b>
1st Half Points	51 by Florida State, 2/5/17	15 by Georgia Tech, 2/14/13; <b>Stetson, 11/8/13</b>
2nd Half Points	58 by Florida State, 2/5/17	11 by <b>Jacksonville, 12/20/19</b>
1st Half Field Goal %	64.0 by Florida State, 3/4/12	17.2 by Georgia Tech, 2/14/13
2nd Half Field Goal %	72.0 by Duke, 1/8/13	16.7 by <b>Delaware State, 11/13/13</b>
Field Goals Made	41 by Florida State, 2/5/17	11 by <b>Savannah State, 12/17/10</b>
Field Goal Attempts	79 by <b>Maryland, 3/2/14</b>	38 by Wake Forest, 2/25/14
Field Goal %	66.1 by Florida State, 2/5/17	22.9 by <b>Savannah State, 12/17/10</b>
3-Pointers Made	19 vs. vs. Mississippi State, 12/8/18	1 by many (6), last by <b>Georgia Tech, 2/13/16</b>
3-Point Attempts	40 by Davidson, 11/17/16	9 by Furman, 11/16/12; UTEP, 11/23/12
3-Point % (min. 10 att.)	72.7 by <b>Maryland, 2/7/12</b>	7.7 by <b>Delaware State, 11/13/13</b>
Free Throws Made	25 by West Virginia, 3/17/11	1 by <b>Virginia, 2/14/12; SC State, 12/23/12</b>
Free Throw Attempts	35 by Maryland, 1/22/11	1 by <b>Virginia, 2/14/12</b>
Free Throw % (min. 10 att.)	96.0 by Colorado, 11/26/19	18.2 by Davidson, 11/22/13
Rebounds	63 by <b>Maryland, 3/2/14</b>	20 by <b>Delaware State, 12/27/10</b>
Offensive Rebounds	24 by <b>Louisville, 1/10/16</b>	1 by Boston College, 1/12/12
Assists	26 by Florida State, 2/5/17	2 by <b>Charleston Southern, 12/18/18</b>
Turnovers	25 by <b>The Citadel, 1/1/13</b>	4 by Temple, 11/21/13
Blocked Shots	9 by Florida State, 1/24/13; Florida State, 1/30/16	0 by many (12), last by Hofstra, 11/17/17
Steals	17 by Alabama, 12/12/20	0 by Hofstra, 11/17/17
Fouls	32 by <b>Western Carolina, 11/12/10</b>	8 by <b>College of Charleston, 11/19/11</b>

CATEGORY	CLEMSON INDIVIDUAL BEST	OPPONENT INDIVIDUAL BEST
Points	33 by Jaron Blossomgame vs. NC State, 2/20/16	40 by Harrison Barnes (North Carolina), 3/12/11
Field Goals Made	13 by many (3), last by Jaron Blossomgame vs. Notre Dame, 2/8/16	12 by many (5), last Landers Nolley II (Virginia Tech), 11/5/19
Field Goal Attempts	24 by K.J. McDaniels vs. Notre Dame, 2/11/14	23 by <b>Landers Nolley II (Virginia Tech), 11/5/19</b>
Field Goal Perfection	7 by <b>Adonis Filer vs. The Citadel, 1/1/13</b>	5 by Theo Pinson (North Carolina), 12/30/15
		<b>Trey Murphy III (Virginia), 1/16/21</b>
3-Pointers Made	8 by Marcquise Reed vs. Virginia Tech, 2/21/18	8 by Lamar Peters (Mississippi State), 12/8/18
3-Point Attempts	20 by Marcquise Reed vs. Virginia Tech, 2/21/18	12 by Zane Johnson (Hawaii), 12/25/11
		<b>Andrew White III (Syracuse), 2/7/17</b>
		Gavin Block (Ohio), 11/16/17
		<b>Demontrae Jefferson (Texas Southern), 11/24/17</b>
		Ty-Shon Alexander (Creighton), 11/21/18
		<b>Antoine Davis (Detroit Mercy), 11/17/19</b>
3-Point Perfection	5 by <b>Gabe DeVoe vs. Texas Southern, 11/24/17</b>	5 by Christian James (Oklahoma), 11/20/16
Free Throws Made	16 by <b>Milton Jennings vs. Virginia Tech, 1/27/13</b>	15 by Marcus Georges-Hunt (Georgia Tech), 3/9/16
Free Throw Attempts	18 by <b>Milton Jennings vs. Virginia Tech, 1/27/13</b>	16 by Marcus Georges-Hunt (Georgia Tech), 3/9/16
Free Throw Perfection	9 by many (3), last by Jaron Blossomgame vs. Florida State, 2/25/17	8 by Erick Green (Virginia Tech), 3/8/12
		Charles Mann (Georgia), 12/22/15
		Jordan Dartis (Ohio), 11/16/17
		Theo Pinson (North Carolina), 1/16/18
Rebounds	16 by <b>Elijah Thomas vs. Texas Southern, 11/24/17</b>	20 by John Mooney (Notre Dame), 3/9/19
Offensive Rebounds	8 by many (4), last by Sidy Djitte vs. Florida State, 2/5/17	8 by Jordan Murphy (Minnesota), 11/30/15
Assists	11 by Marcquise Reed vs. Georgia Tech, 1/28/18	13 by Kendall Marshall (North Carolina), 2/18/12
	<b>Clyde Trapp vs. Syracuse, 2/6/21</b>	
Blocked Shots	8 by <b>Jerai Grant vs. East Carolina, 12/29/10</b>	7 by James Banks III (Georgia Tech), 2/6/19
	Landry Nnoko vs. Virginia Tech, 2/6/16	
Steals	6 by <b>Avry Holmes vs. Georgia Tech, 2/13/16</b>	5 by many (4), last by Lavar Batts (NC State), 1/11/18
Minutes	48 by <b>K.J. McDaniels vs. Maryland, 3/2/14</b>	50 by <b>Eric Atkins (Notre Dame), 2/11/14</b>

Bold denotes a Clemson home game; ^ - denotes one overtime period.

# GAME-BY-GAME RESULTS

	W/L	FG-FGA	Pct.	3pt-A	Pct.	FT-FTA	Pct.	OR	DR	Tot	PF	A	TO	BLK	Stl	1H	2H	OT	Pts
Clemson	W	19-54	.352	5-25	.200	10-15	.667	10	27	37	21	13	14	2	5	26	27	N/A	53
Mississippi State		15-50	.300	4-13	.308	8-27	.296	16	26	42	20	6	19	2	7	19	23	N/A	42
Clemson	W	29-59	.492	10-28	.357	13-15	.867	4	20	24	17	16	13	1	13	36	45	N/A	81
Purdue		26-58	.448	9-21	.429	9-11	.818	13	24	37	16	11	22	3	4	28	42	N/A	70
Clemson	W	27-58	.466	8-23	.348	13-17	.765	13	25	38	14	17	15	5	10	36	39	N/A	75
SC State		16-55	.291	1-14	.071	5-6	.833	14	19	33	16	6	24	4	6	18	20	N/A	38
Clemson	W	26-58	.448	9-20	.450	6-8	.750	9	24	33	13	8	9	2	8	38	29	N/A	67
Maryland		20-50	.400	6-18	.333	5-11	.455	8	25	33	13	12	15	5	5	15	36	N/A	51
Clemson	W	27-57	.474	5-19	.263	5-11	.455	12	31	43	17	13	21	7	8	34	30	N/A	64
Alabama		17-56	.304	3-22	.136	19-22	.864	8	20	28	17	8	15	1	17	30	26	N/A	56
Clemson	L	19-50	.380	10-25	.400	12-14	.857	4	21	25	24	10	13	6	7	27	33	N/A	60
Virginia Tech		18-44	.409	5-16	.313	25-31	.806	7	26	33	17	9	16	4	2	32	34	N/A	66
Clemson	W	20-52	.385	10-27	.370	16-19	.842	10	20	31	17	14	11	1	12	32	34	N/A	66
Morehead State		17-36	.472	7-22	.318	10-17	.588	4	21	25	22	8	21	4	4	19	32	N/A	51
Clemson	W	23-63	.365	7-24	.292	24-33	.727	19	30	49	14	10	12	1	7	29	48	N/A	77
Florida State		26-62	.419	9-32	.281	6-9	.667	8	27	35	24	13	17	8	6	34	33	N/A	67
Clemson	W	26-59	.441	9-21	.429	5-7	.714	8	20	28	19	18	12	5	6	32	34	N/A	66
Miami		23-49	.469	7-17	.412	12-18	.667	9	26	35	13	17	16	3	7	34	31	N/A	65
Clemson	W	31-69	.449	9-30	.300	3-9	.333	9	28	37	22	11	9	0	4	32	30	12	74
NC State		23-54	.426	7-19	.368	17-24	.708	7	33	40	16	8	14	3	5	39	23	8	70
Clemson	L	21-52	.404	5-23	.217	3-4	.750	5	16	21	8	7	9	2	2	17	33	N/A	50
Virginia		34-56	.607	15-27	.556	2-2	1.000	6	27	33	8	22	7	1	6	33	52	N/A	85
Clemson	L	25-48	.521	9-18	.500	6-7	.857	9	19	28	15	16	20	3	6	35	30	N/A	65
Georgia Tech		31-54	.574	16-26	.615	5-8	.625	5	13	18	13	21	10	2	11	44	39	N/A	83
Clemson	L	17-56	.304	5-30	.167	22-26	.846	10	22	32	14	6	12	1	6	24	37	N/A	61
Florida State		29-60	.483	12-28	.429	10-14	.714	12	29	41	23	17	14	7	6	42	38	N/A	80
Clemson	W	19-53	.358	7-35	.200	9-13	.692	7	31	38	15	12	11	4	3	21	33	N/A	54
Louisville		18-57	.316	5-24	.208	9-16	.563	12	30	42	15	7	10	0	7	22	28	N/A	50
Clemson	L	20-57	.351	5-21	.238	8-11	.727	11	23	34	16	13	13	2	5	21	31	N/A	53
Duke		28-61	.459	10-31	.323	13-17	.765	12	28	40	13	20	9	2	7	41	38	N/A	79
Clemson	W	23-57	.404	8-23	.348	9-12	.750	4	24	28	17	12	7	2	6	33	30	N/A	63
North Carolina		17-44	.386	5-19	.263	11-21	.524	7	31	38	16	8	17	0	4	21	29	N/A	50
Clemson	W	27-51	.481	10-23	.435	14-17	.824	11	31	42	17	19	20	5	4	39	39	N/A	78
Syracuse		18-60	.300	5-20	.250	20-27	.741	13	12	25	14	6	8	4	13	19	42	N/A	61
Clemson	W	24-52	.462	9-18	.500	17-19	.895	9	22	31	15	13	16	2	4	26	48	N/A	74
Georgia Tech		26-50	.520	5-19	.263	15-19	.789	4	20	24	17	10	13	5	9	30	42	N/A	72
Clemson	W	20-46	.435	7-23	.304	13-15	.867	8	32	40	12	13	13	2	4	29	31	N/A	60
Wake Forest		12-47	.255	5-24	.208	10-10	1.000	3	19	22	15	6	10	0	3	15	24	N/A	39
Clemson	W	26-53	.491	11-22	.500	3-5	.600	3	21	24	13	14	8	4	9	34	32	N/A	66
Miami		22-50	.440	5-15	.333	9-10	.900	7	25	32	10	12	13	2	3	30	28	N/A	58









# 2020-21 BOX SCORES

**19** WAKE FOREST  
Feb. 24, 2021  
CLEMSON  
ATTENDANCE: 70  
LJVM COLISEUM / WINSTON-SALEM, N.C.

39  
60

CLEMSON	FG	3FG	FT	REB	PF	TP	A	TO	B	S	MIN
Tyson f	3-7	0-4	3-5	2-8-10	2	9	1	0	0	1	22
Simms f	6-9	1-2	0-0	1-9-10	1	13	2	5	0	1	34
Trapp g	1-8	0-4	2-2	1-3-4	0	4	2	1	1	0	32
Hunter g	0-3	0-2	0-0	0-2-2	0	0	1	2	0	0	10
Honor g	4-8	1-4	2-2	1-2-3	1	11	6	1	0	1	30
Hemenway g	6-7	5-6	0-0	0-0-0	3	17	0	0	0	0	24
Newman III	0-1	0-0	0-0	0-0-0	2	0	0	1	0	1	8
Kidd	0-0	0-0	0-0	0-2-2	1	0	0	0	0	0	4
Dawes	0-2	0-0	0-0	1-3-4	0	0	1	0	0	0	16
Baehre	0-1	0-1	4-4	0-1-1	1	4	0	0	1	0	14
Prosper	0-0	0-0	2-2	1-1-2	1	2	0	1	0	0	5
TEAM				1-1-2	0	2					
<b>Totals</b>	<b>20-46</b>	<b>7-23</b>	<b>13-15</b>	<b>8-32-40</b>	<b>12</b>	<b>60</b>	<b>13</b>	<b>13</b>	<b>2</b>	<b>4</b>	<b>200</b>
<b>Pct.</b>	<b>43.5</b>	<b>30.4</b>	<b>86.7</b>	<b>DR: 1.0</b>							

FG (1st Half: 10-23 43.5%; 2nd Half: 10-23 43.5%)  
3FG (1st Half: 4-14 28.6%; 2nd Half: 3-9 33.3%)  
FT (1st Half: 5-5 100.0%; 2nd Half: 8-10 80.0%)

WAKE FOREST	FG	3FG	FT	REB	PF	TP	A	TO	B	S	MIN
Mucius f	5-12	2-5	1-1	2-1-3	2	13	0	2	0	0	24
Oguama f	1-3	0-0	1-1	0-2-2	2	3	0	2	0	0	25
Williamson g	3-9	2-6	8-8	0-2-2	2	16	1	1	0	1	33
DuBose g	1-7	0-3	0-0	0-4-4	1	2	1	0	0	0	21
Whitt g	0-4	0-2	0-0	0-4-4	1	0	2	1	0	0	27
Antonio	0-3	0-3	0-0	0-1-1	1	0	1	0	0	0	19
Okpomo	0-0	0-0	0-0	0-1-1	2	0	1	0	0	0	8
Massoud	2-6	1-5	0-0	0-1-1	4	5	0	1	0	1	24
Neath	0-1	0-0	0-0	0-2-2	0	0	1	1	0	0	9
Wilkins	0-0	0-0	0-0	0-0-0	0	0	0	1	0	1	3
Johnson	0-2	0-0	0-0	1-1-2	0	0	0	0	0	0	7
TEAM				0-0-0	0	0					
<b>Totals</b>	<b>12-47</b>	<b>5-24</b>	<b>10-10</b>	<b>3-19-22</b>	<b>15</b>	<b>39</b>	<b>6</b>	<b>10</b>	<b>0</b>	<b>3</b>	<b>200</b>
<b>Pct.</b>	<b>25.5</b>	<b>20.8</b>	<b>100.0</b>	<b>DR: 0.0</b>							

FG (1st Half: 6-25 24.0%; 2nd Half: 6-22 27.3%)  
3FG (1st Half: 2-11 18.2%; 2nd Half: 3-13 23.1%)  
FT (1st Half: 1-1 100.0%; 2nd Half: 9-9 100.0%)

OFFICIALS: Ted Valentine, Roger Ayers, Pat Driscoll  
TECHNICAL FOULS: None

SCORE BY PERIODS	1ST	2ND	TOTAL
Clemson	29	31	60
Wake Forest	15	24	39

**20** CLEMSON  
Feb. 27, 2021  
MIAMI  
ATTENDANCE: 1,876  
LITTLEJOHN COLISEUM / CLEMSON, S.C.

66  
58

MIAMI	FG	3FG	FT	REB	PF	TP	A	TO	B	S	MIN
Walker f	5-12	1-5	2-2	3-7-10	1	13	1	3	1	1	38
Brooks c	1-4	0-1	1-2	1-0-1	3	3	3	1	0	1	31
Wong g	10-18	3-6	5-5	0-3-3	1	28	1	1	1	0	39
Olaniyi g	3-8	1-2	1-1	3-6-9	4	8	0	3	0	1	37
McGusty g	3-8	0-1	0-0	0-4-4	0	6	7	4	0	0	37
Herenton	0-0	0-0	0-0	0-0-0	1	0	0	0	0	0	7
Gak	0-0	0-0	0-0	0-2-2	0	0	0	1	0	0	11
TEAM				0-3-3	0	0					
<b>Totals</b>	<b>22-50</b>	<b>5-15</b>	<b>9-10</b>	<b>7-25-32</b>	<b>10</b>	<b>58</b>	<b>12</b>	<b>13</b>	<b>2</b>	<b>3</b>	<b>200</b>
<b>Pct.</b>	<b>44.0</b>	<b>33.3</b>	<b>90.0</b>	<b>DR: 1.0</b>							

FG (1st Half: 12-26 46.2%; 2nd Half: 10-24 41.7%)  
3FG (1st Half: 3-9 33.3%; 2nd Half: 2-6 33.3%)  
FT (1st Half: 3-4 75.0%; 2nd Half: 6-6 100.0%)

CLEMSON	FG	3FG	FT	REB	PF	TP	A	TO	B	S	MIN
Tyson f	3-6	3-4	1-2	0-6-6	3	10	0	1	1	1	23
Simms f	8-12	3-4	0-0	2-4-6	3	19	1	4	2	1	40
Trapp g	2-7	0-2	1-1	0-4-4	0	5	4	2	0	1	33
Honor g	3-7	0-3	0-0	0-1-1	0	6	3	0	0	0	21
Hemenway g	2-5	1-2	0-0	0-2-2	3	5	2	1	0	0	24
Baehre	1-3	0-0	0-0	1-1-2	0	2	1	0	0	0	13
Dawes	7-9	4-4	1-2	0-3-3	1	19	1	0	1	3	28
Newman III	0-1	0-1	0-0	0-0-0	0	0	0	0	0	0	5
Hunter	0-3	0-2	0-0	0-0-0	2	0	2	0	0	0	9
Prosper	0-0	0-0	0-0	0-0-0	1	0	0	0	0	0	4
TEAM				0-0-0	0	0					
<b>Totals</b>	<b>26-53</b>	<b>11-22</b>	<b>3-5</b>	<b>3-21-24</b>	<b>13</b>	<b>66</b>	<b>14</b>	<b>8</b>	<b>4</b>	<b>9</b>	<b>200</b>
<b>Pct.</b>	<b>49.1</b>	<b>50.0</b>	<b>60.0</b>	<b>DR: 1.0</b>							

FG (1st Half: 14-29 48.3%; 2nd Half: 12-24 50.0%)  
3FG (1st Half: 5-10 50.0%; 2nd Half: 6-12 50.0%)  
FT (1st Half: 1-2 50.0%; 2nd Half: 2-3 66.7%)

OFFICIALS: Ron Groover, AJ Desai, Tim Clougherty  
TECHNICAL FOULS: None

SCORE BY PERIODS	1ST	2ND	TOTAL
Miami	30	28	58
Clemson	34	32	66

# SEASON STATISTICS



## 2020-21 Clemson Men's Basketball Combined Team Statistics All games

Page 1/1  
as of Feb 27, 2021

### Game Records

Record	Overall	Home	Away	Neutral
ALL GAMES	15-5	10-1	2-4	3-0
CONFERENCE	9-5	7-1	2-4	0-0
NON-CONFERENCE	6-0	3-0	0-0	3-0

### Score by Periods

Team	1st	2nd	OT	TOT
Clemson	602	693	12	1307
Opponents	565	660	8	1233

### Team Box Score

No.	Player	GP-GS	MIN	AVG	Total		3-Point		F-Throw		Rebounds				PF	DQ	A	TO	BLK	STL	PTS	AVG
					FG-FGA	FG%	3FG-FGA	3FG%	FT-FTA	FT%	OFF	DEF	TOT	AVG								
25	SIMMS, Aamir	20-20	577:30	28.9	104-188	.553	18-46	.391	46-55	.836	51	73	124	6.2	59	2	50	52	14	19	272	13.6
4	HONOR, Nick	20-7	478:56	23.9	64-150	.427	37-93	.398	17-23	.739	7	18	25	1.3	28	0	47	21	0	28	182	9.1
2	DAWES, Al-Amir	20-14	499:30	25.0	59-150	.393	33-91	.363	19-26	.731	7	35	42	2.1	22	0	33	31	4	17	170	8.5
0	TRAPP, Clyde	20-20	571:01	28.6	52-131	.397	14-45	.311	21-36	.583	11	101	112	5.6	28	0	48	33	7	14	139	7.0
5	TYSON, Hunter	15-9	230:24	15.4	30-68	.441	14-39	.359	21-29	.724	9	51	60	4.0	19	0	5	15	5	7	95	6.3
12	HEMENWAY, Alex	20-7	303:39	15.2	29-70	.414	19-49	.388	14-16	.875	0	28	28	1.4	30	0	7	15	2	8	91	4.6
1	BAEHRE, Jonathan	20-9	345:32	17.3	30-76	.395	6-24	.250	23-27	.852	17	50	67	3.4	31	1	17	15	13	8	89	4.5
15	NEWMAN III, John	18-8	319:40	17.8	29-85	.341	7-30	.233	12-13	.923	10	33	43	2.4	28	0	23	23	3	11	77	4.3
24	HALL, PJ	17-0	180:44	10.6	29-53	.547	2-15	.133	10-12	.833	13	23	36	2.1	25	0	1	9	2	4	70	4.1
10	PROSPER, Olivier-Maxence	19-2	204:21	10.8	18-52	.346	3-18	.167	15-22	.682	18	21	39	2.1	20	0	6	8	3	4	54	2.8
3	HUNTER, Chase	20-4	267:52	13.4	22-73	.301	4-26	.154	6-10	.600	6	21	27	1.4	24	0	17	18	2	9	54	2.7
11	FOX, Parker	3-0	04:30	1.5	1-1	1.000	1-1	1.000	1-2	.500	1	0	1	0.3	0	0	0	1	0	0	4	1.3
22	KIDD, Lynn	7-0	32:21	4.6	2-6	.333	0-0	.000	4-4	1.000	4	3	7	1.0	6	0	1	2	2	0	8	1.1
20	MCBRIDE, O'Neil	3-0	04:30	1.5	0-0	.000	0-0	.000	2-2	1.000	0	1	1	0.3	0	0	0	0	0	0	2	0.7
21	HOAG, Wells	3-0	04:30	1.5	0-1	.000	0-1	.000	0-0	.000	0	0	0	0.0	0	0	0	0	0	0	0	0.0
Team											22	29	51					15				
<b>Total</b>		<b>20</b>	<b>4025</b>		<b>469-1104</b>	<b>.425</b>	<b>158-478</b>	<b>.331</b>	<b>211-277</b>	<b>.762</b>	<b>176</b>	<b>487</b>	<b>663</b>	<b>33.2</b>	<b>320</b>	<b>3</b>	<b>255</b>	<b>258</b>	<b>57</b>	<b>129</b>	<b>1307</b>	<b>65.4</b>
<b>Opponents</b>		<b>20</b>	<b>4025</b>		<b>436-1053</b>	<b>.414</b>	<b>141-427</b>	<b>.330</b>	<b>220-320</b>	<b>.688</b>	<b>175</b>	<b>482</b>	<b>657</b>	<b>32.9</b>	<b>318</b>	<b>4</b>	<b>227</b>	<b>290</b>	<b>58</b>	<b>134</b>	<b>1233</b>	<b>61.7</b>

### Team Statistics

	CLEM	OPP
<b>Scoring</b>	<b>1307</b>	<b>1233</b>
Points per game	65.4	61.7
Scoring margin	+3.7	-
<b>Field goals-att</b>	<b>469-1104</b>	<b>436-1053</b>
Field goal pct	.425	.414
<b>3 point fg-att</b>	<b>158-478</b>	<b>141-427</b>
3-point FG pct	.331	.330
3-pt FG made per game	7.9	7.1
<b>Free throws-att</b>	<b>211-277</b>	<b>220-320</b>
Free throw pct	.762	.688
F-Throws made per game	10.6	11.0
<b>Rebounds</b>	<b>663</b>	<b>657</b>
Rebounds per game	33.2	32.9
Rebounding margin	+0.3	-
<b>Assists</b>	<b>255</b>	<b>227</b>
Assists per game	12.8	11.4
<b>Turnovers</b>	<b>258</b>	<b>290</b>
Turnovers per game	12.9	14.5
Turnover margin	+1.6	-
Assist/turnover ratio	1.0	0.8
<b>Steals</b>	<b>129</b>	<b>134</b>
Steals per game	6.5	6.7
<b>Blocks</b>	<b>57</b>	<b>58</b>
Blocks per game	2.9	2.9
<b>Winning streak</b>	<b>5</b>	<b>-</b>
Home win streak	5	-
<b>Attendance</b>	<b>19737</b>	<b>4470</b>
Home games-Avg/Game	11-1794	6-745
Neutral site-Avg/Game	-	3-0

### Team Results

Date	Opponent	Score	Att.
11/25/2020	vs Mississippi St.	W 53-42	0
11/26/2020	vs Purdue	W 81-70	0
12/02/2020	South Carolina St.	W 75-38	1345
12/09/2020	Maryland	W 67-51	1876
12/12/2020	vs Alabama	W 64-56	0
12/15/2020	at Virginia Tech	L 60-66	250
12/21/2020	Morehead St.	W 66-51	1508
12/29/2020	Florida St.	W 77-67	1876
01/02/2021	at Miami (FL)	W 66-65	0
01/05/2021	NC State	Wot 74-70	1876
01/16/2021	Virginia	L 50-85	1876
01/20/2021	at Georgia Tech	L 65-83	1200
01/23/2021	at Florida St.	L 61-80	2950
01/27/2021	Louisville	W 54-50	1876
01/30/2021	at Duke	L 53-79	0
02/02/2021	North Carolina	W 63-50	1876
02/06/2021	Syracuse	W 78-61	1876
02/12/2021	Georgia Tech	W 74-72	1876
02/24/2021	at Wake Forest	W 60-39	70
02/27/2021	Miami (FL)	W 66-58	1876

# ACC STATISTICS



## 2020-21 Clemson Men's Basketball Combined Team Statistics In Conference games

Page 1/1  
as of Feb 27, 2021

### Game Records

Record	Overall	Home	Away	Neutral
ALL GAMES	9-5	7-1	2-4	0-0
CONFERENCE	9-5	7-1	2-4	0-0
NON-CONFERENCE	0-0	0-0	0-0	0-0

### Score by Periods

Team	1st	2nd	OT	TOT
Clemson	400	489	12	901
Opponents	436	481	8	925

### Team Box Score

No.	Player	Total			3-Point		F-Throw		Rebounds				PF DQ A TO BLK STL PTS AVG									
		GP-GS	MIN	AVG	FG-FGA	FG%	3FG-FGA	3FG%	FT-FTA	FT%	OFF	DEF	TOT	AVG	PF	DQ	A	TO	BLK	STL	PTS	AVG
25	SIMMS, Aamir	14-14	442:42	31.6	77-142	.542	14-36	.389	34-40	.850	38	56	94	6.7	39	0	38	34	13	11	202	14.4
4	HONOR, Nick	14-6	343:37	24.5	40-101	.396	23-60	.383	16-21	.762	6	15	21	1.5	20	0	35	14	0	16	119	8.5
2	DAWES, Al-Amir	14-9	347:28	24.8	39-102	.382	25-63	.397	8-12	.667	3	27	30	2.1	14	0	18	25	2	9	111	7.9
0	TRAPP, Clyde	14-14	430:51	30.8	40-102	.392	12-35	.343	14-26	.538	5	77	82	5.9	21	0	35	21	6	8	106	7.6
5	TYSON, Hunter	10-7	155:05	15.5	20-49	.408	8-27	.296	14-19	.737	6	31	37	3.7	15	0	4	10	4	5	62	6.2
12	HEMENWAY, Alex	14-7	229:31	16.4	22-55	.400	15-39	.385	6-8	.750	0	19	19	1.4	26	0	6	10	2	6	65	4.6
1	BAEHRE, Jonathan	14-7	236:42	16.9	18-49	.367	3-16	.188	21-24	.875	12	34	46	3.3	22	1	8	12	9	5	60	4.3
15	NEWMAN III, John	12-5	188:08	15.7	17-48	.354	4-16	.250	12-13	.923	6	23	29	2.4	15	0	15	14	1	4	50	4.2
24	HALL, PJ	12-0	115:54	9.7	18-36	.500	1-11	.091	7-8	.875	8	12	20	1.7	19	0	1	6	1	1	44	3.7
3	HUNTER, Chase	14-1	180:28	12.9	18-50	.360	4-23	.174	2-4	.500	5	12	17	1.2	16	0	11	14	1	5	42	3.0
10	PROSPER, Olivier-Maxence	13-0	139:40	10.7	11-31	.355	2-10	.200	12-15	.800	11	13	24	1.8	13	0	3	4	0	3	36	2.8
22	KIDD, Lynn	3-0	11:12	3.7	1-1	1.000	0-0	.000	2-2	1.000	0	3	3	1.0	1	0	0	0	0	0	4	1.3
21	HOAG, Wells	1-0	01:14	1.2	0-0	.000	0-0	.000	0-0	.000	0	0	0	0.0	0	0	0	0	0	0	0	0.0
20	MCBRIDE, O'Neil	1-0	01:14	1.2	0-0	.000	0-0	.000	0-0	.000	0	0	0	0.0	0	0	0	0	0	0	0	0.0
11	FOX, Parker	1-0	01:14	1.2	0-0	.000	0-0	.000	0-0	.000	0	0	0	0.0	0	0	0	0	0	0	0	0.0
Team											17	18	35					11				
<b>Total</b>		<b>14</b>	<b>2825</b>		<b>321-766</b>	<b>.419</b>	<b>111-336</b>	<b>.330</b>	<b>148-192</b>	<b>.771</b>	<b>117</b>	<b>340</b>	<b>457</b>	<b>32.6</b>	<b>221</b>	<b>1</b>	<b>174</b>	<b>175</b>	<b>39</b>	<b>73</b>	<b>901</b>	<b>64.4</b>
<b>Opponents</b>		<b>14</b>	<b>2825</b>		<b>325-748</b>	<b>.434</b>	<b>111-317</b>	<b>.350</b>	<b>164-226</b>	<b>.726</b>	<b>112</b>	<b>347</b>	<b>459</b>	<b>32.8</b>	<b>214</b>	<b>1</b>	<b>176</b>	<b>174</b>	<b>39</b>	<b>91</b>	<b>925</b>	<b>66.1</b>

### Team Statistics

	CLEM	OPP
<b>Scoring</b>	<b>901</b>	<b>925</b>
Points per game	64.4	66.1
Scoring margin	-1.7	-
<b>Field goals-att</b>	<b>321-766</b>	<b>325-748</b>
Field goal pct	.419	.434
<b>3 point fg-att</b>	<b>111-336</b>	<b>111-317</b>
3-point FG pct	.330	.350
3-pt FG made per game	7.9	7.9
<b>Free throws-att</b>	<b>148-192</b>	<b>164-226</b>
Free throw pct	.771	.726
F-Throws made per game	10.6	11.7
<b>Rebounds</b>	<b>457</b>	<b>459</b>
Rebounds per game	32.6	32.8
Rebounding margin	-0.1	-
<b>Assists</b>	<b>174</b>	<b>176</b>
Assists per game	12.4	12.6
<b>Turnovers</b>	<b>175</b>	<b>174</b>
Turnovers per game	12.5	12.4
Turnover margin	-0.1	-
Assist/turnover ratio	1.0	1.0
<b>Steals</b>	<b>73</b>	<b>91</b>
Steals per game	5.2	6.5
<b>Blocks</b>	<b>39</b>	<b>39</b>
Blocks per game	2.8	2.8
<b>Winning streak</b>	<b>5</b>	<b>-</b>
Home win streak	5	-
<b>Attendance</b>	<b>15008</b>	<b>4470</b>
Home games-Avg/Game	8-1876	6-745
Neutral site-Avg/Game	-	0-0

### Team Results

Date	Opponent		Score	Att.
12/15/2020	at Virginia Tech	L	60-66	250
12/29/2020	Florida St.	W	77-67	1876
01/02/2021	at Miami (FL)	W	66-65	0
01/05/2021	NC State	Wot	74-70	1876
01/16/2021	Virginia	L	50-85	1876
01/20/2021	at Georgia Tech	L	65-83	1200
01/23/2021	at Florida St.	L	61-80	2950
01/27/2021	Louisville	W	54-50	1876
01/30/2021	at Duke	L	53-79	0
02/02/2021	North Carolina	W	63-50	1876
02/06/2021	Syracuse	W	78-61	1876
02/12/2021	Georgia Tech	W	74-72	1876
02/24/2021	at Wake Forest	W	60-39	70
02/27/2021	Miami (FL)	W	66-58	1876

# TV & RADIO ROSTER



**#0 CLYDE TRAPP**  
G • 6-4 • 203 • Sr.  
Eastover, S.C.



**#1 JONATHAN BAEHRE**  
F • 6-10 • 214 • Sr.  
Wiesbaden, Germany




**#2 AL-AMIR DAWES**  
G • 6-2 • 180 • So.  
Newark, N.J.



**#3 CHASE HUNTER**  
G • 6-3.5 • 204 • So.  
Atlanta, Ga.



**#4 NICK HONOR**  
G • 5-10 • 205 • RSo.  
Orlando, Fla.



**#5 HUNTER TYSON**  
F • 6-8 • 215 • Jr.  
Monroe, N.C.



**#10 OLIVIER-MAXENCE PROSPER**  
G/F • 6-8 • 218 • Fr.  
Montreal, Quebec, Canada



**#11 PARKER FOX**  
G • 6-7 • 212 • Jr.  
Reno, Nev.



**#12 ALEX HEMENWAY**  
F • 6-3.5 • 185 • So.  
Newburgh, Ind.



**#15 JOHN NEWMAN III**  
G • 6-5 • 207 • Jr.  
Greensboro, N.C.



**#20 O'NEIL McBRIDE**  
F • 6-7 • 207 • So.  
Myrtle Beach, S.C.



**#21 WELLS HOAG**  
G • 6-3 • 199 • Jr.  
Greenville, S.C.



**#22 LYNN KIDD**  
F/C • 6-10.5 • 235 • Fr.  
Gainesville, Fla.



**#24 PJ HALL**  
F/C • 6-10 • 235 • Fr.  
Spartanburg, S.C.



**#25 AAMIR SIMMS**  
F • 6-8.5 • 245 • Sr.  
Palmyra, Va.



**BRAD BROWNELL**  
Head Coach  
11th Season at Clemson



**DICK BENDER**  
Assistant Coach  
9th Season at Clemson



**ANTONIO REYNOLDS DEAN**  
Head Coach  
4th Season at Clemson



**ANTHONY GOINS**  
Head Coach  
2nd Season at Clemson



**BRAD CROWE**  
Sports Medicine  
5th Season at Clemson