



History & Records



General Information

Quick Facts	4
Media Information	5
Season Preview	6-7

Meet The Tigers

2020-21 Roster	8-9
Player Profiles	8-16
Head Coach Amanda Butler	17-18
Coaching Staff	19

2020-21 Season

Opponent Facts	20-22
----------------------	-------

Last Season

2019-20 In Review	23-26
-------------------------	-------

Records

Quick Glance	28
Single-Game	29-32
Single-Season	34-35
Career	36-38
Littlejohn	439
Miscellaneous	40
Class	41
Opponent	42-45
ACC Tournament	46-47
NCAA Tournament	48-49
Victory Margins	50
Halftime Comebacks	51
Highlight Games	52
Annual Leaders	53-55
Last Time It Happened	56

History

Year-By-Year Stats	58-59
Against All Competition	60
Year-By-Year Results	61-67
ACC Tournament	68-71
NCAA Tournament	72-73
Television/Polls	74-75
Lineups, Letterwinners, Jerseys	76-79
Honors/Accolades	80-83
Past Coaches	84-85
Clemson Milestones	86-90
Legendary Teams/Players	91-97
All-Time Career Stats	98-111



Credits:

The 2020-21 edition of the Clemson women's basketball media guide was written and designed by Associate Director of Communications, Chandler Simpson.

Contributors: Megan Barnes, Sam Blackman, Tim Bourret, Heath Bradley, Shipp Daniel, Chelsea Earle, Katrina Eddie, Jeff Kallin, Vickie Long, Trey McCurry, William Qualkinbush, Philip Sikes and Kristin Watkins.

Photography Credits: Carl Ackerman, Rob Biggerstaff, Kerry Capps, Eddie Cliffe, Mark Crammer, Jeffrey A. Curka, David Greene, Simon C. Griffiths Photography, Scott Harke, Ben Hendricks, Heather Hirschman, Craig Mahaffey, Earle Martin, Lance McKinney, David Platt, Dawson Powers, Charles Smith, Mark Sutton, Bob Waldrop, Pat Wright, Vern Verna and the Clemson Creative Solutions team.



The Clemson women's basketball team calls Littlejohn Coliseum home.

Women's Basketball Staff Directory (Area Code 864)

Coaching Staff..... 656-4136

Amanda Butler, Head Coach
Shimmy Gray-Miller, Assistant Coach
Joy Smith, Assistant Coach
Daniel Barber, Assistant Coach

Women's Basketball Office..... 656-4136

Address: Clemson Women's Basketball
219 Perimeter Rd.
Clemson, SC 29634

Women's Basketball Support Staff

Chandler Simpson, Associate Director of Communications	656-1924
Donna Bullock, Assistant Athletic Trainer	656-1951
Kaitlyn Cunningham, Assistant Strength and Conditioning Coach	656-4937
Joi Williams, Director of Quality Control	656-4136
Courtenay Etheredge, Assistant Director of Operations	656-4136
Shellie Greenman, Director of Operations	656-1918
Taina Davis, Graduate Assistant	656-4136
Julia Ford, Graduate Assistant	656-4136
Sarah-Jo Lawrence, Associate Director of Athletic Academic Advising	656-2122
Aaron Sternecker, Video Coordinator	656-4136

Clemson Athletics Department Directory (Area Code 864)

Director of Athletics	Dan Radakovich
Deputy Director of Athletics	Graham Neff
Sr. Associate AD/Student-Athlete Services	Steve Duzan
Sr. Associate AD/Sports Administration/SWA	Stephanie Ellison
Associate AD/Compliance Services	Amanda Gray Richardson
Associate AD/Event Operations	Jon Allen
Associate AD/Creative Solutions	Jonathan Gantt
Associate AD/CFO	Brandon Hall
Associate AD/Student-Athlete Services and Performance	Natalie Honnen
Associate AD/External Affairs	Tim Match
Associate AD/Facility Management & Capital Projects	Eric Sabin
Associate AD/Administration	Kyle Young
Assistant to the Director of Athletics	Jordyn Kirr
Athletic Communications	656-1924
Littlejohn Coliseum	656-9437
Compliance	656-3901
IPTAY	656-2115
Ticket Operations	656-2118
Spirit Program	656-3283
Sports Medicine	656-2113
Nieri (Student Athlete Enrichment)	656-0965
Video Services	656-1965
Strength and Conditioning	656-0467

Team Information

2019-20 Overall Record: 8-23
 2019-20 ACC Record/Finish: 3-15 / 14th
 2019-20 Home Record: 4-11
 2019-20 Away Record: 2-10
 2019-20 Neutral Record: 2-2
 Letterwinners Returning/Lost: 11/3
 Starters Returning/Lost: 4/1
 Newcomers: 2

Coaching Staff

Head Coach: Amanda Butler (Florida '95)
 Career Record: 258-195 (.570)/14 seasons
 Record at Clemson: 28-36
 Assistant Coaches:
 Shimmy Gray-Miller (Michigan, '94)
 Joy (Cheek) Smith (Duke '10)
 Daniel Butler (Florida, '12)
 Director of Ops: Shellie Greenman (VT '90)

General Information

School: Clemson University
 Location: Clemson, S.C.
 Founded: 1889
 Enrollment: 23,406
 President: James Clements
 Athletic Director: Dan Radakovich
 Faculty Representative: Janie Hodge
 W. Basketball Administrator: Stephanie Ellison
 Nickname: Tigers
 Colors: Clemson Orange and Regalia
 Arena: Littlejohn Coliseum (9,000)
 Conference: Atlantic Coast Conference

Athletic Communications

Assoc. Director of Comm.: Chandler Simpson
 Office Phone: 864-656-1924
 Cell Phone: 864-918-9843
 Email: mcsimp2@clemson.edu
 Address: Jervy Athletic Center, PO Box 31
 Clemson, S.C. 29633

Website: clemsonigers.com
 Twitter: @clemsonwbb
 Instagram: @clemsonwbb
 Facebook: /ClemsonTigersWBB

Media Information

Station: WCCP 105.5 FM (Clemson Tigers Network)
 Announcer: William Qualkinbush
 Live Video: ACC Network Extra



2020-21 ROSTER

Numerical

No.	Name	Pos.	Ht.	Yr.	Hometown/HS/Previous
00	Delicia Washington	G	5-10	Sr.	Maccleddy, Fla./Florida
1	Destiny Thomas	G	5-10	Sr.	Pelham, Ga./Pelham
2	Kaylee Sticker	G	5-11	So.	Dawsonville, Ga./Dawson County
3	Kendall Spray	G	5-5	Sr.	Mt. Juliet, Tenn./UT-Martin
4	Weronika Hipp	G	5-8	Fr.	Ostrów Wielkopolski, Poland/Eagles Landing Christian Academy (GA)
5	Amari Robinson	F	6-0	So.	Douglasville, Ga./Douglas County
10	Gabby Elliott	G	5-10	Fr.	Detroit, Mich./Detroit Edison Public Academy
12	Hannah Hank	C	6-2	So.	Port Lincoln, South Australia/Trinity College
21	Skylar Blackstock	F	5-11	Jr.	Mt. Pleasant, S.C./Wando
22	Danae McNeal	G	6-0	So.	Swansea, S.C./Swansea
24	Mikayla Hayes	C	6-3	R-Jr.	Minneapolis, Minn./Florida
31	Shania Meertens	G	5-8	Sr.	Winter Springs, Fla./NW Florida State
35	Nique Cherry	F	6-1	Sr.	Laurel, Miss./Jones College
55	Tylar Bennett	C	6-4	Jr.	Redford, Mich./Detroit Country Day

Alphabetical

No.	Name	Pos.	Ht.	Yr.	Hometown/HS/Previous
55	Tylar Bennett	C	6-4	Jr.	Redford, Mich./Detroit Country Day
21	Skylar Blackstock	F	5-11	Jr.	Mt. Pleasant, S.C./Wando
35	Nique Cherry	F	6-1	Sr.	Laurel, Miss./Jones College
10	Gabby Elliott	G	5-10	Fr.	Detroit, Mich./Detroit Edison Public Academy
12	Hannah Hank	C	6-2	So.	Port Lincoln, South Australia/Trinity College
24	Mikayla Hayes	C	6-3	R-Jr.	Minneapolis, Minn./Florida
4	Weronika Hipp	G	5-8	Fr.	Ostrów Wielkopolski, Poland / Eagles Landing Christian Academy (GA)
22	Danae McNeal	G	6-0	So.	Swansea, S.C./Swansea
31	Shania Meertens	G	5-8	Sr.	Winter Springs, Fla./NW Florida State
3	Kendall Spray	G	5-5	Sr.	Mt. Juliet, Tenn./UT-Martin
5	Amari Robinson	F	6-0	So.	Douglasville, Ga./Douglas County
2	Kaylee Sticker	G	5-11	So.	Dawsonville, Ga./Dawson County
1	Destiny Thomas	G	5-10	Sr.	Pelham, Ga./Pelham
00	Delicia Washington	G	5-10	Sr.	Maccleddy, Fla./Florida

Staff

Head Coach: Amanda Butler (Florida, '95), 3rd season at Clemson
 Assistant Coach: Shimmy Gray-Miller (Michigan, '94), 3rd season
 Assistant Coach: Joy Smith (Duke, '09), 3rd season
 Assistant Coach: Daniel Barber (Florida, '12), 3rd season
 Director of Basketball Ops: Shellie Greenman (Virginia Tech, '90)
 Athletic Trainer: Donna Bullock
 Strength and Conditioning: Kaitlyn Cunningham

Team History

First Season of Basketball	1975
All-Time Overall Record	732-636
All-Time ACC Record	267-369
All-Time ACC Tournament Record	32-42
All-Time NCAA Tournament Record	16-17
All-Time Record at Littlejohn Coliseum	402-211
NCAA Appearances/Last	16/2019
WBCA All-Americans/Honors	2

Pronunciation Guide

Tylar Bennett	TY-ler	Danae McNeal	Deh-NAY
Nique Cherry	Neek	Shania Meertens	MEER-tens
Mikayla Hayes	mi-KAY-lah	Delicia Washington	duh-LEASH-uh
Weronika Hipp	ver-oh-NEEK-uh		

CLEMSONTIGERS.COM

Visit the official website of Clemson University Athletics, ClemsonTigers.com. The site provides updated statistics, game notes and other pertinent women's basketball information to visitors, as well as live statistics and audio links for all of Clemson's basketball games.

SOCIAL MEDIA

The #ClemsonFamily is widespread across the nation and you can join the conversation today! Follow the Tigers on Facebook, Instagram, Twitter and YouTube!

Facebook: /ClemsonTigersWBB

Instagram: @ClemsonWBB

Twitter: @ClemsonWBB

YouTube: /ClemsonTigers

INTERVIEWS

Interviews with all the Tiger student-athletes and coaches MUST be arranged through the Clemson University Athletic Communications department.

Please contact Chandler Simpson (mcsimp2@clemson.edu) for interview requests with head coach Amanda Butler and student-athletes.

Personal phone numbers will not be distributed to the media and student-athletes should not be contacted directly by phone, email, or social media to arrange interviews or answer questions.

EMAIL DISTRIBUTION LIST

Notes, stats, stories and other information are emailed out on a weekly basis from the athletic communications office. Media members may contact Chandler Simpson (mcsimp2@clemson.edu) to be put on the women's basketball list.

CREDENTIALS

Season and individual game requests for working press credentials for media or professional scouts should be made via email to Chandler Simpson (mcsimp2@clemson.edu).

Requests MUST be made at least 24 hours prior to the game. Please contact the Clemson Athletic Communications department with any further questions.

Visiting team media should contact the opposing team's athletic communications office to be placed on their official credential list.

Media credentials are available for pickup at the media entrance.

PARKING

Free parking is available for the media in the lots that surround Littlejohn, minus the Avenue of Champions parking spots.

MEDIA ENTRANCE

All media with press level (sec. 232) access must enter through Southwest Entrance of Burton Gallery. Media will be required to pass a temperature check for access.

PHOTOGRAPHERS & VIDEOGRAPHERS

This season, photographers and videographers will work on a pool basis, per ACC COVID-19 protocol. If anyone is interested in



being a pool photographer, please reach out to Chandler Simpson (mcsimp2@clemson.edu).

PRESS WORK AREA

The working press area in Littlejohn Coliseum is located in section 232 of the upper concourse, marked by gray tables. The seating area is well-equipped with power outlets and wireless internet access. The athletic communications office will label seating assignments prior to each game.

INTERNET ACCESS

Littlejohn Coliseum is equipped with wireless internet for use by members of the media. Network information is available on press row on game day.

POSTGAME INTERVIEWS

Postgame interview requests can be made to Chandler Simpson in the fourth quarter.

All postgame interviews in 2020-21 will be conducted via Zoom. Please contact Chandler Simpson for access.

SERVICES

Printed game notes and roster cards will not be available this season, and statistics will not be printed out at halftime and following the conclusion of the game. All will be available via ClemsonTigers.com.

One can access live statistics throughout the game via StatBroadcast on ClemsonTigers.com. Live updates will also be provided at twitter.com/ClemsonWBB.

Members of the media will receive meal vouchers upon request.

DELICIA WASHINGTON

G • Sr • 5-10 • Macclenny, Fla. • Baker County HS (Florida)



CAREER HIGHS

PTS	33	vs Mercer (11.15.18)
REB	12	vs Mercer (11.15.18)
AST	10	vs Savannah St (11.23.17)
STL	6	vs Southeastern La. (12.28.16)
BLKS	1	vs Georgia (2.28.19)
FGM	12	vs Mercer (11.15.18)
FGA	22	vs Indiana (12.20.16)
3FG	4	vs Mercer (11.15.18)
3FGA	12	vs Northwestern (11.18.18)
FTM	7	vs Indiana (12.20.16)
FTA	16	vs Indiana (12.20.16)

Italics designates game at Florida

2019-20: Redshirt Season

- Sat out due to NCAA transfer rules
- Named to ACC Academic Honor Roll

Before Clemson:

- Played three seasons at the University of Florida
- Named SEC Co-Freshman of the Year (2016-17) under then-head coach Amanda Butler
- Averaged 11.1 points and 5.4 rebounds with 51 assists and 41 steals in her freshman campaign
- Recorded the third triple-double in Florida program history in 2017-18 (12 points, 12 rebounds, 10 assists)
- Finished the 2018-19 season averaging 10.5 points and 7.6 rebounds per game
- Totaled 16 double-digit games and five double-doubles as a junior

High School:

- First player from Baker County High School to play Division I basketball
- 2015 and 2016 First Team Florida Association of Basketball Coaches All-State, Class 5A
- 2014 All-First Coast Team
- Top-three finalist for 2016 Class 5A Florida Dairy Farmers Miss Basketball
- Team captain all four years

Personal:

- Nicknamed "Wip"
- Daughter of Tara and Michael Washington
- Has two brothers, Michael and Jordan, and three sisters, Alyua, Mikeya, and Dominique
- Cousin (Carl Jefferson) played football at the University of Florida
- Lettered in softball all four years of high school, playing shortstop and second base



CAREER STATS

SEASON	TEAM	GP-GS	MIN/AVG	Field Goals			3-Point		F-Throws		Rebounds				Scoring					
				FG-FGA	FG%	3FG-FGA	3FG%	FT-FTA	FT%	OFF	DEF	TOT	AVG	PF-FO	AST	TO	BLK	STL	PTS	AVG
2016-17	UF	31-30	802/25.9	140-346	.405	10-38	.263	55-94	.585	57	107	164	5.3	95-3	51	106	2	41	345	11.1
2017-18	UF	29-29	872/30.1	111-324	.343	31-118	.263	42-67	.627	65	187	252	8.7	67-2	104	107	0	22	295	10.2
2018-19	UF	28-19	761/27.2	111-293	.379	21-92	.228	52-76	.684	54	160	214	7.6	65-0	72	88	2	33	295	10.5
2020-21	Clem	6-6	106/17.6	34-59	.576	2-3	.667	8-17	.471	6	26	32	5.3	15-0	13	16	0	5	78	13.0
TOTAL FOR Clem		6-6	106/17.6	34-59	.576	2-3	.667	8-17	.471	6	26	32	5.3	15-0	13	16	0	5	78	13.0
TOTAL		94-84	2541/27.0	396-1022	.387	64-251	.255	157-254	.618	182	480	662	7.0	242-5	240	317	4	101	1013	10.8

DESTINY THOMAS

G • Sr • 5-10 • Pelham, Ga. • Pelham HS



CAREER HIGHS

PTS	12	2x
REB	7	2x
AST	12	vs Notre Dame (12.29.19)
STL	6	vs NC A&T (12.20.19)
BLKS	1	7x
FGM	5	vs Detroit Mercy (11.23.17)
FGA	8	4x
3FG	3	vs Virginia Tech (3.7.19)
3FGA	6	2x
FTM	5	vs Mercer (12.15.19)
FTA	6	vs Mercer (12.15.19)



2019-20: Junior

- Graduated in May 2020 after just three years with a degree in sport communication
- Appeared in all 31 games for the Tigers, making 28 starts. Transitioned into a point guard role in 2019-20
- Averaged 3.5 ppg on the season, tallied 95 assists on the year (3.1 apg)
- Turned in a career-high 12 assists in Clemson's win at Notre Dame on December 29.
- Named to ACC Academic Honor Roll
- Participated in NCAA's Career in Sports Forum in May.

2018-19: Sophomore

- Earned her first start of the season against Illinois (11/28), tallying a rebound, an assist and a steal
- Played a career-high 31 minutes against Appalachian State (12/21), tallying six assists and four steals, both career highs
- Recorded a basket in four straight games (2/14-2/24)
- Set a new career-high with 12 points (3-of-4 from 3-point range) against Virginia Tech (3/7) in the ACC Tournament

2017-18: Freshman

- Played in all 30 games for the Tigers, starting 14 at guard
- Averaged 18.0 minutes per game
- Led the team in 3-point percentage, sinking .273 of her shots from beyond the arc (min. 25 attempts)
- Averaged 1.9 rebounds per game, while recording 17 steals and 20 assists on the season
- Started 14 consecutive games in her first collegiate season with Clemson
- Played a season-high 29 minutes against Florida State (2/15)
- Recorded her first career double-digit game (12 points) against Detroit Mercy (11/23)
- Tallied a career-high seven rebounds (three offensive) against Florida International (12/21)

High School:


- Three-time First Team All-State selection from 2015-17
- Garnered first team all-region and all-area honors three times from 2015-17
- Named Georgia 1A Region Player of the Year and 1A South Region Player of the Year in 2017
- Two-time selection to the Super 6er team, recognizing the top six basketball players in the area
- Two time recipient of the C.B. Braswell Award for Leadership in 2014 and 2017
- Helped lead her Pelham HS team to the Georgia 1A State Championship in 2017
- Averaged 15 points, eight rebounds, seven assists and five steals per game for Pelham HS during her senior year
- Served as team captain all four years of high school
- Played for Georgia Dream Team and coaches Guy Coleman and Anthony Jackson
- Ran track at Pelham HS – 400m region champion in 2016 and 2017, winning the regional title in the 4x100 relay and the 4x400 relay in 2017

CAREER STATS

SEASON	TEAM	GP-GS	MIN/AVG	Field Goals		3-Point		F-Throws		Rebounds				Scoring						
				FG-FGA	FG%	3FG-FGA	3FG%	FT-FTA	FT%	OFF	DEF	TOT	AVG	PF-FO	AST	TO	BLK	STL	PTS	AVG
2017-18	Clem	30-14	540/18.0	24-76	.316	9-33	.273	3-5	.600	19	37	56	1.9	47-0	20	34	1	17	60	2.0
2018-19	Clem	32-26	523/16.3	25-81	.309	13-46	.283	12-19	.632	21	45	66	2.1	48-0	34	32	3	22	75	2.3
2019-20	Clem	31-28	761/24.6	36-137	.263	15-74	.203	21-28	.750	20	56	76	2.5	70-3	95	68	3	36	108	3.5
2020-21	Clem	7-0	111/15.8	7-24	.292	4-18	.222	2-5	.400	2	8	10	1.4	7-0	10	10	0	8	20	2.9
TOTAL		100-68	1935/19.3	92-318	.289	41-171	.240	38-57	.667	62	146	208	2.1	172-3	159	144	7	83	263	2.6

KENDALL SPRAY

G • Sr • 5-5 • Mt. Juliet, Tenn. • Wilson Central High (UT Martin)



CAREER HIGHS

PTS	35	vs Rhodes (12.7.17)
REB	12	vs Duke (1.19.20)
AST	6	vs Furman (11.6.19)
STL	6	vs Alabama St. (11.18.19)
BLKS	1	7 times
FGM	12	vs Rhodes (12.7.17)
FGA	24	vs Rhodes (12.7.17)
3FG	11	vs Rhodes (12.7.17)
3FGA	18	vs Rhodes (12.7.17)
FTM	8	at Jacksonville St. (1.25.18)
FTA	9	at Jacksonville St. (1.25.18)

Italics designates game at UT Martin

CURRENT NCAA CAREER THREE-POINT LEADER (294)

2019-20: Redshirt Junior

- Appeared and started in 30 games for the Tigers
- Set Clemson's single-season three-point record with 80 (80-228) (.351)
- Tied Clemson's single-game three-point record with 8 against Notre Dame
- Named ACC Player of the Week following the win over Notre Dame
- Hit at least one three in 26 games
- Turned in her first career double-double in Clemson's win over Duke - 16 points, 12 rebounds
- Named to ACC Academic Honor Roll

2018-19: Redshirt Season

- Sat out due to NCAA transfer rules

Before Clemson:

- Spent two seasons at University of Tennessee-Martin
- As a sophomore, ranked ninth in the nation in 3FG per game (3.68) and 16th in 3FG percentage (42.5)
- Poured in a career-high 11 threes against Rhodes College during her sophomore year
- Named OVC Freshman of the Year (2016-17)
- Tabbed to All-OVC second team and All-Newcomer team
- Broke UT Martin's freshman 3-point record with 89 while ranking sixth on the program's single-season list
- Started 59 of 65 games played for the Skyhawks
- Averaged 14.7 points and shot 40.7 percent from 3-point range at UT-Martin

High School:

- Played at Wilson Central High School, helping Lady Wildcats to 33-1 record and state tournament appearance as a senior
- Named TSSAA Class AAA Miss Basketball finalist, setting state and national single-season three-point record with 170
- Paced Wilson Central in points per game (27.0) and rebounds (5.0)
- Set the TSSAA record for most 3-pointers made in a game with 14 against Harpeth Hall on Dec. 19, 2015
- Tabbed the District 9-AAA Most Valuable Player, averaging 21.2 points, 5.4 rebounds and 1.9 steals per game as a junior
- Served as a team captain as a junior (2015) and senior (2016)
- Posted 1995 career points at Wilson Central



CAREER STATS

SEASON	TEAM	GP-GS	MIN/AVG	Field Goals		3-Point		F-Throws		Rebounds									Scoring	
				FG-FGA	FG%	3FG-FGA	3FG%	FT-FTA	FT%	OFF	DEF	TOT	AVG	PF-FO	AST	TO	BLK	STL	PTS	AVG
2016-17	UTM	31-25	899/29.0	137-327	.419	89-232	.384	25-29	.862	13	71	84	2.7	70-1	29	29	2	35	388	12.5
2017-18	UTM	34-34	1177/34.6	196-443	.442	125-294	.425	50-55	.909	12	109	121	3.6	75-2	51	65	5	53	567	16.7
2019-20	Clem	30-30	949/31.6	103-281	.367	80-228	.351	23-29	.793	5	92	97	3.2	49-1	60	69	0	35	309	10.3
2020-21	Clem	7-7	186/26.5	26-67	.388	25-55	.455	12-13	.923	1	26	27	3.9	14-0	14	9	1	10	89	12.7
TOTAL FOR Clem		37-37	1135/30.7	129-348	.371	105-283	.371	35-42	.833	6	118	124	3.4	63-1	74	78	1	45	398	10.8
TOTAL		102-96	3211/31.5	462-1118	.413	319-809	.394	110-126	.873	31	298	329	3.2	208-4	154	172	8	133	1353	13.3

AMARI ROBINSON

G/F • So • 6-0 • Douglasville, Ga. • Douglas County High



CAREER HIGHS

PTS	27	vs NC A&T (12.20.19)
REB	11	at Virginia Tech (1.26.20)
AST	5	vs Alcorn (11.30.19)
STL	5	at Virginia (2.6.20)
BLKS	2	3 times
FGM	9	vs NC A&T (12.20.19)
FGA	16	vs Boston College (2.9.20)
3FG	2	3 times
3FGA	5	at Virginia (2.6.20)
FTM	12	vs Pittsburgh (1.16.20)
FTA	13	vs Pittsburgh (1.16.20)

2019-20: Freshman

- Named to ACC All-Freshman Team
- Named ACC Freshman of the Week following back-to-back wins over Pittsburgh and Duke
- Named WBCA National Freshman of the Week following back-to-back wins over Pittsburgh and Duke
- Named Clemson's female Rookie of the Year
- Finished second on the team with 10.7 points per game and first on the team with 6.0 rebounds per game
- Appeared in 30 games, starting 29
- Had two double-doubles on the year
- Turned in a career-high 27 points against North Carolina A&T
- Finished 12-13 from the FT line against Pittsburgh
- Had 17 double-digit scoring games
- Named to ACC All-Academic Team
- Named to ACC Honor Roll

High School:

- 18th ranked player at her position according to ESPN HoopGurlz
- Helped Douglas County to a 100-19 record during her 4-year career
- Totaled 19.4 points, 5.1 rebounds and 2.1 assists per game as a senior (2018-19)
- Finished her high school career averaging 18.9 points and 8.6 rebounds per game
- Served as a team captain for three years (2016-19)
- Played for Peak Performance and won the Nike Championship in Atlanta as a senior
- Four-time All-State player and a two-time Region Player of the Year

Personal:

- Robinson's father, Keith, was a starter for Digger Phelps at Notre Dame from 1987-1990. He averaged 14.7 points per game in 1989-90 for Coach Phelps' last NCAA tournament team.
- Robinson's mother, Andrea (Mangum) Robinson, was a two-time All-American at Providence, led the Friars in rebounds four years in a row, was a first-team All-Big East selection and MVP of the 1990 Big East Tournament. She is one of three players in program history to score 1,000 points and grab 1,000 rebounds. She was inducted into the Providence College Athletic Hall of Fame in 2003 and her jersey was retired in 2015.



CAREER STATS

SEASON	TEAM	GP-GS	MIN/AVG	Field Goals		3-Point		F-Throws		Rebounds				Scoring						
				FG-FGA	FG%	3FG-FGA	3FG%	FT-FTA	FT%	OFF	DEF	TOT	AVG	PF-FO	AST	TO	BLK	STL	PTS	AVG
2019-20	Clem	30-29	832/27.7	106-232	.457	13-48	.271	95-125	.760	90	90	180	6.0	79-4	43	94	13	36	320	10.7
2020-21	Clem	7-7	149/21.3	23-42	.548	2-7	.286	15-21	.714	16	17	33	4.7	14-0	9	11	1	2	63	9.0
TOTAL		37-36	981/26.5	129-274	.471	15-55	.273	110-146	.753	106	107	213	5.8	93-4	52	105	14	38	383	10.4

HANNAH HANK

C • So • 6-2 • Port Lincoln, South Australia • Trinity College



CAREER HIGHS

PTS	15	at Mercer (12.15.19)
REB	9	2x
AST	3	vs NC A&T (12.20.19)
STL	3	at Miami (1.23.20)
BLKS	3	2x
FGM	5	4 times
FGA	14	at Virginia Tech (1.26.20)
3FG	2	vs. Boston College (3.5.20)
3FGA	3	6 times
FTM	5	2x
FTA	7	at Mercer (12.15.19)

2019-20: Freshman

- Appeared in 30 games, making 25 starts
- Averaged 6.1 points per game and shot .433 from the floor
- Turned in a career-high 15 points and 9 rebounds against Mercer on December 15
- Shot .821 from the free throw line
- Finished 2-10 from beyond the arc on the year, with both makes coming in the final game of the season (vs. BC, March 5)
- Named to ACC All-Academic Team
- Named to ACC Academic Honor Roll

High School:

- Averaged 7.5 points and 7.0 rebounds per game in 2017-18
- Selected to the Australian Sapphires World Championship squad
- Represented her region at the U18 Australian National Junior Championships and helped her team to a second place finish

Personal:

- Brother, Brent, plays basketball at the University at Albany
- Hails from Port Lincoln, South Australia
- Averaged 12 ppg, 8 rpg, 0.5 apg in 2018-19 at Trinity College
- Played for U16 & U18 SA Metro Nationals, Central Districts Basketball Club Adelaide South Australia and Forestville Basketball Club South Australia
- U16 SA Metro Nationals silver medal 2015, bronze 2016.
- U18 SA Metro Nationals silver medal 2017, silver 2018.
- Member of U17 Australian Team



CAREER STATS

				Field Goals		3-Point		F-Throws		Rebounds											Scoring	
SEASON	TEAM	GP-GS	MIN/AVG	FG-FGA	FG%	3FG-FGA	3FG%	FT-FTA	FT%	OFF	DEF	TOT	AVG	PF-FO	AST	TO	BLK	STL	PTS	AVG		
2019-20	Clem	30-25	548/18.3	74-171	.433	2-10	.200	32-39	.821	53	56	109	3.6	73-4	20	58	18	21	182	6.1		
2020-21	Clem	7-0	101/14.4	10-20	.500	0-1	.000	0-2	.000	12	18	30	4.3	12-0	8	8	5	3	20	2.9		
TOTAL		37-25	649/17.5	84-191	.440	2-11	.182	32-41	.780	65	74	139	3.8	85-4	28	66	23	24	202	5.5		

SKYLAR BLACKSTOCK

F • Jr • 5-11 • Mt. Pleasant, S.C. • Wando HS



CAREER HIGHS

PTS	4	2x
REB	5	vs Appalachian St (12.21.18)
AST	2	vs South Carolina (11.24.19)
STL	1	5x
BLKS	--	---
FGM	2	2x
FGA	5	vs Appalachian St (12.21.18)
3FG	1	vs Wake Forest (1.9.20)
3FGA	2	2x
FTM	1	vs Alabama St (11.18.20)
FTA	2	2x

2019-20: Sophomore

- Appeared in 15 games
- Hit her only three of the season against Wake Forest for a season-high three points
- Pulled down three rebounds against Alcorn St.
- Named to ACC Academic Honor Roll

2018-19: Freshman

- Shot 2-for-2 in her first collegiate game, in addition to hauling in two rebounds against Lipscomb (11/11)
- Tallied her first career assist against Belmont (12/2)
- Finished her freshman season shooting 46.2 percent from the field with nine rebounds and three steals

High School:

- Four-year varsity athlete at Wando High School
- Averaged 23.5 points per game with 5.4 steals per contest
- Eclipsed the 1,000-point mark during her senior season
- Served as a team captain for the 2017-18 campaign
- North-South All-Star Game participant
- Three-time All-Region and All-State honoree
- Gatorade Player of the Year Nominee
- Three-star recruit with an 88 scout grade

Personal:

- Mom (Patti) played basketball at Radford University



CAREER STATS

				Field Goals		3-Point		F-Throws		Rebounds									Scoring	
SEASON	TEAM	GP-GS	MIN/AVG	FG-FGA	FG%	3FG-FGA	3FG%	FT-FTA	FT%	OFF	DEF	TOT	AVG	PF-FO	AST	TO	BLK	STL	PTS	AVG
2018-19	Clem	16-0	52/3.3	6-13	.462	0-0	.000	0-4	.000	5	4	9	0.6	10-0	3	5	0	3	12	0.8
2019-20	Clem	15-0	34/2.3	1-11	.091	1-7	.143	1-2	.500	3	5	8	0.5	3-0	3	2	0	1	4	0.3
2020-21	Clem	2-0	6/3.0	2-2	1.000	0-0	.000	0-0	.000	2	3	5	2.5	0-0	1	0	0	1	4	2.0
TOTAL		33-0	92/2.8	9-26	.346	1-7	.143	1-6	.167	10	12	22	0.7	13-0	7	7	0	5	20	0.6

DANAE MCNEAL

G • So • 6-0 • Swansea, S.C. • Swansea HS



CAREER HIGHS

PTS	11	vs Virginia (12.10.20)
REB	5	vs CofC (12.6.20)
AST	2	vs Virginia Tech (1.26.20)
STL	2	3x
BLKS	2	vs South Carolina (11.24.19)
FGM	5	vs Virginia (12.10.20)
FGA	10	vs Virginia (12.10.20)
3FG		--
3FGA	1	2x
FTM	4	vs Boston College (3.5.20)
FTA	8	vs Boston College (3.5.20)

2019-20: Freshman

- Appeared in 22 games, averaging 7.8 minutes per game and 2.6 points per game
- Tallied a season-high nine points at North Carolina, going 3-for-4 from the floor and 3-for-4 from the FT line in just 4:00 of action
- Blocked two shots against South Carolina
- Named to ACC Academic Honor Roll

High School:

- No. 47 recruit according to ESPN HoopGurlz
- Named the 2019 South Carolina Gatorade Player of the Year
- Averaged 24.5 points, 12.6 rebounds, 4.7 steals, 4.0 assists and 3.4 blocks per game as a senior
- Finished her career at Swansea 10th in state history for career points (2,641)
- Three-time Class 3A Player of the Year
- Four-time All-State selection
- USA Today 2018 South Carolina Player of the Year

Personal:

- Mom, Tamara Perdue, played basketball at South Carolina State / Claflin University; uncle, Bryant McNeal, played football at Clemson and went on to play for the Denver Broncos; aunt, Angel Lowman, played basketball at USC Upstate
- Has two brothers, Marquis and Donta, and three sisters, Rodneisha, Shonta, Leeah



CAREER STATS

				Field Goals		3-Point		F-Throws		Rebounds											Scoring	
SEASON	TEAM	GP-GS	MIN/AVG	FG-FGA	FG%	3FG-FGA	3FG%	FT-FTA	FT%	OFF	DEF	TOT	AVG	PF-FO	AST	TO	BLK	STL	PTS	AVG		
2019-20	Clem	22-0	171/7.8	23-64	.359	0-1	.000	11-26	.423	4	17	21	1.0	14-0	7	19	5	7	57	2.6		
2020-21	Clem	5-0	58/11.6	14-32	.438	0-2	.000	6-8	.750	7	2	9	1.8	5-0	4	12	0	6	34	6.8		
TOTAL		27-0	228/8.5	37-96	.385	0-3	.000	17-34	.500	11	19	30	1.1	19-0	11	31	5	13	91	3.4		

MIKAYLA HAYES

C • Jr • 6-3 • Minneapolis, Minn. • Park Center HS



CAREER HIGHS

PTS	13	vs Virginia Tech (1.26.20)
REB	7	2x
AST	2	vs Presbyterian (11.27.20)
STL	2	vs. Maryland (11.29.19)
BLKS	3	2x
FGM	6	vs Virginia Tech (1.26.20)
FGA	9	vs Virginia Tech (1.26.20)
3FG	1	5x
3FGA	2	3x
FTM	4	vs Savannah State (11.23.17)
FTA	6	vs Savannah State (11.23.17)

Italics indicate game at Florida

2019-20: Sophomore

- Appeared in 31 games, three starts, averaging 11.3 minutes per game, 2.9 points per game and 2.4 rebounds per game
- Turned in a career-high 13 points at Virginia Tech (1/26), going 6-9 from the floor
- Turned in a season-high seven rebounds against Alabama State (11/18)
- Named to ACC Academic Honor Roll

2018-19

- Redshirt Season
- Named to ACC Academic Honor Roll

Before Clemson

- Spent her freshman year at the University of Florida
- Saw action in 30 games for Florida as a freshman (2017-18)
- Averaged 2.0 points per game and 1.9 rebounds per outing
- Posted a .368 shooting percentage (21-of-57)
- Tallied a then-career-high nine points against Savannah State (11/23)
- Recorded five or more rebounds on three-separate occasions

High School:

- Played at Park Center High School
- Finished her career with more than 1,500 points, 1,000 rebounds and 400 blocked shots
- Remains the school's all-time leader in rebounds and blocks
- Three-time MHSCA All-State
- Three-time Wells Fargo State All-Tournament Team
- 2017 McDonald's All-American Nominee...Minnesota Miss Basketball finalist
- Helped team to back-to-back AAA State Championships in 2013-14 and 2014-15
- Played for the North Tartan Girls EBYL team
- Served as a team captain during her junior and senior season
- Three-star recruit with a 90 grade from ESPN

Personal:

- Mom, Dana, played basketball at the University of Minnesota (1988-92) and professionally overseas
- Also played volleyball and ran track during her four years at Park Central



CAREER STATS

				Field Goals		3-Point		F-Throws		Rebounds										Scoring	
SEASON	TEAM	GP-GS	MIN/AVG	FG-FGA	FG%	3FG-FGA	3FG%	FT-FTA	FT%	OFF	DEF	TOT	AVG	PF-FO	AST	TO	BLK	STL	PTS	AVG	
2017-18	UF	30-0	296/9.9	21-57	.368	3-14	.214	15-26	.577	19	38	57	1.9	27-0	5	14	9	6	60	2.0	
2019-20	Clem	31-3	349/11.3	39-89	.438	2-5	.400	10-16	.625	28	45	73	2.4	34-0	4	28	15	5	90	2.9	
2020-21	Clem	6-0	41/6.8	7-9	.778	0-0	.000	0-0	.000	6	12	18	3.0	4-0	3	4	2	0	14	2.3	
TOTAL FOR Clem		37-3	390/10.5	46-98	.469	2-5	.400	10-16	.625	34	57	91	2.5	38-0	7	32	17	5	104	2.8	
TOTAL		67-3	686/10.2	67-155	.432	5-19	.263	25-42	.595	53	95	148	2.2	65-0	12	46	26	11	164	2.4	

SHANIA MEERTENS

G • Sr • 5-8 • Winter Springs, Fla. • Winter Springs HS (NW Florida State College)



CAREER HIGHS

PTS	20	vs Boston College (3.5.20)
REB	12	vs Lipscomb (2.19.18)
AST	6	vs Western Ky. (12.16.17)
STL	5	vs Kennesaw St. (2.17.18)
BLKS	2	vs Webber Int'l (12.1.17)
FGM	8	vs Kennesaw St. (2.17.18)
FGA	18	at Jacksonville (2.1.18)
3FG	2	2x
3FGA	4	vs Boston College (3.5.20)
FTM	6	vs South Carolina (11.24.19)
FTA	8	vs Virginia (12.10.20)

Italics designates game at Stetson

2019-20: Junior

- Appeared in 31 games, 11 starts, averaging 22.0 minutes per game, 5.3 points per game, 2.9 rebounds per game and 1.7 assists per game.
- Tallied a career-high 20 points in the Tigers' final game of the season (3/05, vs Boston College)
- Turned in 17 points at Georgia Tech (1/12)
- Dished out five assists in back-to-back games (vs. Alabama, vs. Alabama St)
- Tallied a season-high three steals vs. Alabama
- Named to ACC Academic Honor Roll

Before Clemson

- Spent the 2018-19 season at Northwest Florida State college
- Averaged 10.0 points per game
- Led the Raiders in minutes per game (30.3)
- Paced Northwest Florida in three-point percentage (42.1)
- Helped the Raiders to a NJCAA Championship quarterfinals appearance
- Spent her freshman year (2017-18) at Stetson University, playing under current Clemson assistant coach Daniel Barber

High School:

- Broke the all-time girls basketball scoring record at Winter Springs High School
- Averaged 18.4 points, 6.3 rebounds, 4.6 assists and 4.0 steals as a senior
- Earned First Team All-Area honors from the Orlando Sentinel
- Helped lead Winter Springs to a 22-5 record, a conference championship, and a 9A regional quarterfinal appearance
- Was a McDonald's All-American Nominee
- Named to the FABC All-Star game
- Averaged 18 points, seven rebounds and four assists as a junior
- Earned First Team All-Area honors
- Helped lead her team to a 19-10 record and a district championship
- Surpassed 1,000 career points
- Was a two-time Seminole Athletic Conference Player of the Year and three-time all-conference performer

Personal:

- Born in 1999 in Brooklyn, N.Y.
- Daughter of Samantha Noel
- Has three brothers, Tristan, Jermaine and Daemon



CAREER STATS

SEASON	TEAM	GP-GS	MIN/AVG	Field Goals		3-Point		F-Throws		Rebounds				Scoring			
				FG-FGA	FG%	3FG-FGA	3FG%	FT-FTA	FT%	OFF	DEF	TOT	AVG	PF-FO	AST	TO	BLK
2017-18	Stet	26-18	684/26.3	67-179	.374	4-13	.308	34-63	.540	28	66	94	3.6	54-4	32	70	8
2019-20	Clem	31-11	682/22.0	61-157	.389	6-14	.429	37-62	.597	15	74	89	2.9	48-0	54	82	0
2020-21	Clem	7-1	135/19.3	13-35	.371	0-4	.000	18-23	.783	3	14	17	2.4	11-0	13	9	0
TOTAL FOR Clem		38-12	817/21.5	74-192	.385	6-18	.333	55-85	.647	18	88	106	2.8	59-0	67	91	0
TOTAL		64-30	1501/23.5	141-371	.380	10-31	.323	89-148	.601	46	154	200	3.1	113-4	99	161	8

NIQUE CHERRY

F • Sr • 6-1 • Laurel, Miss. • Heidelberg HS (Jones College)



CAREER HIGHS

PTS	7	2x
REB	11	vs Notre Dame (12.29.19)
AST	1	8x
STL	2	4x
BLKS	1	4x
FGM	4	2x
FGA	9	vs Florida State (2.27.20)
3FG	--	--
3FGA	2	vs Boston College (3.5.20)
FTM	3	vs Georgia Tech (3.1.20)
FTA	4	2x

2019-20: Junior

- Appeared in 21 games, averaging 11.9 minutes per game, 3.0 points per game and 3.8 rebounds per game.
- Pulled down a season-high 11 rebounds at Notre Dame
- Twice tallied a season-high 8 points (at Mercer, at Florida State)
- Finished 3-for-3 from the free throw line against Georgia Tech in the final regular season game

Before Clemson

- Played two seasons at Jones County Junior College
- Averaged a double-double in her two-year career (14.5 points, 13 rebounds)
- Started all 62 games played and totaled 44 double-doubles
- Two-time Junior College All-American (2016 honorable mention, 2017 third team)
- Five-time MAC Player of the Week

High School:

- Ranked the No. 26 JuCo recruit by All-Star Girls Report out of high school
- Attended Heidelberg High School, helping the Oilers to a Mississippi runner-up finish in 2016
- Averaged 18 points and 16 rebounds as a senior



CAREER STATS

SEASON	TEAM	GP-GS	MIN/AVG	Field Goals		3-Point		F-Throws		Rebounds				Scoring				
				FG-FGA	FG%	3FG-FGA	3FG%	FT-FTA	FT%	OFF	DEF	TOT	AVG	PF-FO	AST	TO	BLK	STL
2019-20	Clem	21-0	249/11.9	26-75	.347	0-3	.000	10-20	.500	32	48	80	3.8	22-0	6	28	3	10
2020-21	Clem	7-0	85/12.1	9-20	.450	0-1	.000	7-14	.500	11	13	24	3.4	22-0	3	8	1	6
TOTAL		28-0	334/11.9	35-95	.368	0-4	.000	17-34	.500	43	61	104	3.7	44-0	9	36	4	16

TYLAR BENNETT

C • Sr • 6-4 • Redford, Mich. • Detroit Country Day School



CAREER HIGHS

PTS	15	vs Alabama (11.19.18)
REB	17	vs. Illinois (11.28.18)
AST	4	2x
STL	3	2x
BLKS	5	4x
FGM	7	vs Alabama (11.19.18)
FGA	13	vs Alabama (11.19.18)
3FG	--	---
3FGA	--	---
FTM	6	vs High Point (12.5.18)
FTA	10	vs High Point (12.5.18)

Currently ranks #3 in Clemson history in blocked shots

2019-20: Junior

- Appeared in 30 games, 4 starts, averaging 12.8 minutes per game, 2.2 points per game, 2.6 rebounds per game
- Turned in a season-high 10 points against Navy
- Twice pulled down a season-high seven rebounds
- Blocked a season-high four shots at Notre Dame

2018-19: Sophomore

- Made her fourth-career start in the season opener against Wofford (11/8), tallying four points and four rebounds
- Totaled a then-career-high 11 rebounds against Lipscomb (11/11), her first double-digit rebounding affair, while adding a career-best four assists and two steals
- Recorded a new career-high with 15 points (7-of-13) at Alabama (11/19) for the first double-digit game of her career
- Hauled in a career-high 17 rebounds to go along with 11 points against Illinois (11/28) for her first career double-double
- First Tiger to post at least 15 boards since Aliyah Collier notched 17 against Wake Forest in 2016
- Totaled 10 points and 12 rebounds against High Point (12/5), her third consecutive game with double-digit rebounds

2017-18: Freshman

- Led all freshmen in points per game (2.3) and rebounds per game (2.9)
- Saw action in 29 of 30 games for Clemson, including three starts
- Earned her first collegiate start against Florida State (1/4)
- Second on the team, first among freshmen, in blocks (42)
- Paced the Tigers in field goal percentage (min. 50 attempts)
- Averaged 14.5 minutes per game throughout the season
- Tallied four rebounds and a career-high five blocks in her first collegiate game
- Pulled in five or more rebounds on seven separate occasions
- Set a new career-high in boards with nine at Georgia Tech (12/31)

High School

- Received a 90 scouts grade by ESPN
- Member of "BCAM's BEST" Class B Girls' All-State Teams (Basketball Coaches Association of Michigan) for 2016-17
- Named to MLive Detroit Dream Team Second Team in 2017
- Detroit Free Press Class B All-State Girls Basketball Third Team selection in 2017
- Earned Honorable Mention Class B All-State recognition in 2016
- At Detroit Country Day, won the MHSAA State Championship twice (2015, 2017)
- Averaged 8.6 points per game, 6.7 rebounds per game, 3.2 blocks per game and 0.96 steals per game as a senior in 2016-17
- Her Detroit Country Day team was 26-1 in 2016-17 en route to the state championship title
- In the state championship victory, scored 15 points and added six rebounds and five blocks, while shooting 7-for-8 from the floor
- Played for 1Nation AAU team



CAREER STATS

				Field Goals		3-Point		F-Throws		Rebounds										Scoring	
SEASON	TEAM	GP-GS	MIN/AVG	FG-FGA	FG%	3FG-FGA	3FG%	FT-FTA	FT%	OFF	DEF	TOT	AVG	PF-FO	AST	TO	BLK	STL	PTS	AVG	
2017-18	Clem	29-3	420/14.5	25-53	.472	0-0	.000	17-39	.436	24	61	85	2.9	43-0	3	33	42	8	67	2.3	
2018-19	Clem	33-33	953/28.9	58-149	.389	0-0	.000	40-73	.548	68	136	204	6.2	85-5	21	59	63	28	156	4.7	
2019-20	Clem	30-4	385/12.8	27-64	.422	0-0	.000	12-17	.706	30	48	78	2.6	44-2	9	30	29	11	66	2.2	
2020-21	Clem	7-7	159/22.8	16-29	.552	0-0	.000	3-4	.750	17	27	44	6.3	16-0	8	9	17	6	35	5.0	
TOTAL		99-47	1917/19.4	126-295	.427	0-0	.000	72-133	.541	139	272	411	4.2	188-7	41	131	151	53	324	3.3	

WERONIKA HIPPI *G • Fr • 5-8 • Ostrów Wielkopolski, Poland • Eagles Landing Christian Academy (GA)*



Before Clemson

• Hipp is a 5-8 guard from Ostrów Wielkopolski, Poland, who has played high school ball in McDonough, Ga., for Eagles Landing Christian Academy since 2017-18. Since coming to the United States, she has played well enough to earn a No. 30 position ranking from ESPN. Hipp played for Poland's U16 Women's European FIBA team and was named the MVP of the European FIBA championships. Hipp was also named Atlanta Journal Constitution Second Team Class A Private All-State in 2019.

GABBY ELLIOTT

G • Fr • 5-10 • Detroit, Mich. • Detroit Edison Public Academy



Before Clemson:

Elliott is a 5-10 wing from Detroit, Mich., and is rated as a five-star prospect according to ESPN. HoopGurlz ranks Elliott No. 42 in its Top 100 for the 2020 signing class and the No. 6 wing in the country. Elliott was named one of the 50 girls high school players to watch this season for the 2020 Jersey Mike's Naismith Trophy for Girls High School Player of the Year. She was named USA Today Second Team Michigan and Detroit Free Press First Team All-State in 2019 and was twice named AP First Team Class C All-State (2017, 2018). She also played for the Michigan Storm Elite UAA. She was named Michigan Miss Basketball and the Michigan Gatorade Player of the Year.

AMANDA BUTLER

3RD SEASON AT CLEMSON • 15TH YEAR OVERALL
FLORIDA '95



AMANDA BUTLER HIGHLIGHTS

- 5 NCAA Tournament Appearances
- 11 Postseason berths
- A-10 Coach of the Year ('05-'06, Charlotte)
- USA U19 World Championship Team, Asst. Coach (2009)
- WBCA NCAA Division I National Coach of the Year Finalist ('15-'16, Florida)
- WBCA District 2 Coach of the Year ('15-'16, Florida)
- ACC Coach of the Year ('18-'19, Clemson)
- Naismith Women's College Coach of the Year Semifinalist ('18-'19, Clemson)

PERSONAL

Born: March 6, 1972

Family: Wife, Janna Magette, and children, Nehemiah and Lincoln

Education: Earned a bachelor's degree in exercise and sports science from Florida in 1995; earned a master's degree from Florida in 1997.

Playing Experience: Four-year starter at the University of Florida, leading the Gators to their first-ever NCAA tournament appearance in 1993.

Assistant Coaching Experience: Assistant Coach at Florida (1995-97), Assistant Coach at Austin Peay State (1997-2001), Assistant Coach at Charlotte (2001-2003), Associate Head Coach at Charlotte (2003-2005)

Amanda Butler is entering her third season at the helm of the Clemson women's basketball program in 2020-21. Butler has 20+ years of coaching experience, including 14 seasons as a Division I head coach and proved that she was the right person to lead Clemson women's basketball after her first season, where she completely changed the perception of the Tiger program.

With an overall head coaching record of 258-195, Butler is no stranger to success, having led her teams to 11 postseason berths in 14 years. Five of those 11 postseason appearances came in the NCAA Tournament, advancing to the Second Round in four out of five years.

In 14 years at the Division I level, Butler has coached her teams to eight 20-win seasons, including a 20-win campaign in her first year at Clemson, marking the first time that the Tigers reached 20 wins since 2001.

Despite a tough win/loss record in 2019-20, the Tigers broke two major streaks during the year. On December 29, Butler's Tigers became the first ACC team to defeat Notre Dame on their home floor since the Irish joined the ACC, snapping a 58-game home winning streak. Kendall Spray tied the school single-game record

with 8 three-pointers and Clemson earned its first-ever win over the Fighting Irish. In January, the Tigers pulled off arguably the upset of the year, dominating Duke from start to finish and snapping a 23-game losing streak over the Blue Devils. Of Butler's first full recruiting class, Amari Robinson was named to the ACC All-Freshman Team and three new Tigers (freshmen Amari Robinson and Hannah Hank, transfer Kendall Spray) were named to the ACC All-Academic Team. In her first year at Clemson, the Tigers climbed to historical heights, highlighted

by their first NCAA Tournament appearance since 2002. Clemson finished the season at 20-13, the most wins in a season since 2001.

Bringing in just two players of her own for that first season, Butler faced the task of coaching a team that was picked to finish last in the ACC by the Blue Ribbon Panel. Undaunted by the task ahead, the Tennessee native pulled together a gritty, hard-working group of women, uniting them through the tenants of trust, loyalty and commitment.

BUTLER'S YEAR-BY-YEAR HEAD COACHING RECORD

YEAR	SCHOOL	OVERALL	.PCT	CONF.	POSTSEASON
2005-06	Charlotte	21-9	.700	13-3	WNIT, 2nd round
2006-07	Charlotte	19-13	.594	9-5	WNIT, 2nd round
2007-08	Florida	19-14	.576	6-8	WNIT, 3rd round
2008-09	Florida	24-8	.750	9-5	NCAA, 2nd round
2009-10	Florida	15-17	.469	7-9	WNIT, 2nd round
2010-11	Florida	20-15	.571	7-9	WNIT, 3rd round
2011-12	Florida	20-13	.606	8-8	NCAA, 2nd round
2012-13	Florida	22-15	.595	6-10	WNIT, Semifinals
2013-14	Florida	20-13	.606	8-8	NCAA, 2nd round
2014-15	Florida	13-17	.433	5-11	
2015-16	Florida	22-9	.710	10-6	NCAA, 1st round
2016-17	Florida	15-16	.484	5-11	
2018-19	Clemson	20-13	.606	9-7	NCAA, 2nd round
2019-20	Clemson	8-23	.258	3-15	

HEAD COACHING SUMMARY

at Charlotte	40-22	.645	22-8
at Florida	190-137	.581	71-85
at Clemson	28-36	.438	12-22
TOTALS	258-195	.570	

NOTE: Conference record is regular-season only

AMANDA BUTLER

The TLC factor paid off as three Tigers were honored with ACC awards: Kobi Thornton – ACC All-Second Team, Danielle Edwards – ACC All-Defensive Team, and Simone Westbrook – ACC All-Defensive Team. Senior Aliyah Collier also became the first Tiger to earn a spot on the ACC All-Tournament Team since 2002.

As the season progressed, the wins began to accumulate, including a few signature wins over #23 Miami and #19 Florida State. The Tigers tore through ACC play to finish the conference slate at 9-7 and in seventh place in the ACC. After winning just one ACC game the year before, Clemson's nine wins under Butler marked the largest turnaround by a first-year ACC head coach in conference history. Her success in her first year in the ACC earned Butler ACC Coach of the Year on March 6, two years to the day of her firing at Florida. It was also her birthday.

Prior to Clemson, Butler spent 10 seasons at the head of the Florida Gators women's basketball program, posting a 190-137 record in that span with eight postseason berths. She averaged 19.0 wins per season in her 10 years at Florida and was responsible for six of the program's 15 total 20-win seasons.

Butler's mentorship led to 10 All-SEC selections and eight All-SEC Freshman Team honorees during her 10 years at Florida. Following the spectacular 2008-09 season, Sha Brooks received WBCA and AP All-America Honorable Mention status. As a coach, Butler was a United States Marine Corps/WBCA NCAA Division I National Coach of the Year finalist in 2016.

Butler began her head coaching career at Charlotte, where the 49ers posted a 40-22 record in two seasons. She led the 49ers to two WNIT berths and the team's first-ever share of the Atlantic 10 Conference regular-season championship. In her debut season, Butler's team posted a 21-9 mark and a WNIT appearance, earning her



Atlantic 10 Coach of the Year honors.

After graduating from Florida in 1994, Butler transitioned into an assistant coach role with the team under then-Florida coach Carol Ross. In two seasons as an assistant coach, Butler mentored the team to two NCAA Tournament berths, including an Elite Eight appearance.


She spent the next phase of her coaching career as an assistant coach at Austin Peay State University before joining the Charlotte women's basketball staff as an assistant coach. Butler earned a promotion to associate head coach following the 2002-03 season and continued her success in recruiting, bringing to Charlotte four All-Atlantic 10 selections, four Conference USA All-Freshman team members and one All-Conference USA honoree. The following season, Butler received the nod as head coach of the 49ers.

A native of Mt. Juliet, Tenn., Butler enjoyed a stellar prep career at Mt. Juliet High School, where she tallied over 1,400 points. Butler went on to a standout playing career at the University of Florida. During her junior and senior seasons, she led the Gators to the first two NCAA Tournament appearances in program history.

A three-time member of the SEC Academic Honor Roll, she was voted a finalist on the

CoSIDA Academic All-America District Team. Butler completed her Gator career ranked second on the program's all-time assists list with 401. During her tenure with the Gators, Butler helped the team to 73 victories and 21 SEC wins, in addition to serving as captain during her senior season.

Butler earned a bachelor's degree in exercise and sports science from the University of Florida ('95) and a master's in 1997.



AMANDA BUTLER VS. ALL COMPETITION

TEAM	CHARLOTTE		FLORIDA		CLEMSON		OVERALL
	W	L	W	L	W	L	
ALABAMA			10	3	0	2	10-5
ALABAMA A&M			1	0			1-0
ALABAMA ST			1	0	1	0	2-0
ALBANY			0	1			0-1
ALCORN ST					1	0	1-0
APPALACHIAN ST	1	0			1	0	2-0
ARIZONA ST			1	2			1-2
ARKANSAS			13	3			13-3
ARKANSAS ST	1	0	2	0			3-0
AUBURN			8	6			8-6
BALL ST	0	1	1	0			1-0
BAYLOR			0	1			0-1
BELMONT			1	0	1	0	2-0
BETHUNE-COOKMAN	1	0					1-0
BOSTON COLLEGE					1	2	1-2
BROWN			0	1			0-1
CENTRAL MICH.			1	0			1-0
CHARLESTON SO.	1	0	2	0			3-0
CHARLOTTE			3	1			3-1
CHATTANOOGA			1	0			1-0
CLEMSON	1	0					1-0
COLORADO	0	1	1	0			1-1
CONNECTICUT			0	1			0-1
COPPIN ST			1	0			1-0
DAVIDSON	1	1			0	1	1-2
DAYTON	2	0	1	0			3-0
DEPAUL			0	1			0-1
DREXEL			0	1			0-1
DUKE					1	1	1-1
DUQUESNE	2	1	1	0			3-1
EASTERN WASHINGTON			0	1			0-1
FAIRFIELD			1	0			1-0
FIU			3	0			3-0
FLORIDA	0	1					0-1
FLORIDA A&M			3	1			3-1
FLORIDA GULF COAST			3	1			3-1
FLORIDA ST			3	7	2	2	5-9
FORDHAM	2	0					2-0
FURMAN					1	0	1-0
GEORGE WASHINGTON	0	2					0-2
GEORGETOWN			2	0			2-0
GEORGIA			7	13			7-13
GEORGIA STATE			1	0			1-0
GEORGIA TECH					1	3	1-3
HAMPTON			1	1			1-1
HARVARD			1	0			1-0
HIGH POINT	1	0	0	1	1	0	2-1
HOLY CROSS			2	0			2-0
HOUSTON	2	0					2-0
ILLINOIS					1	0	1-0
ILLINOIS ST			0	1			0-1
INDIANA			0	1			0-1
IOWA					0	1	0-1
JACKSONVILLE			3	0			3-0
JAMES MADISON	1	0	1	0			2-0
KENNESAW ST			2	0			2-0
KENTUCKY			4	11			4-11
LA SALLE	1	1	2	0			3-1
LIPSCOMB					1	0	1-0
LONG BEACH ST			1	0			1-0
LONGWOOD			1	0			1-0
LOUISVILLE			0	1	0	3	0-4
LOYOLA MARYMOUNT	1	0					1-0
LSU			5	7			5-7
MARSHALL					1	0	1-0
MARYLAND					0	1	0-1
MASSACHUSETTS	2	0					2-0
MERCER					1	0	1-0
MIAMI (FL)			0	1	2	2	2-3
MIAMI (OH)			1	0			1-0
MICHIGAN			0	2			0-2

TEAM	CHARLOTTE		FLORIDA		CLEMSON		OVERALL
	W	L	W	L	W	L	
MINNESOTA	0	1					0-1
MISSISSIPPI ST			9	5	0	1	9-6
MISSOURI			0	6			0-6
MURRAY ST	1	0					1-0
NAVY			1	0	0	1	1-1
NC STATE			3	1	0	2	3-3
NEBRASKA			0	1			0-2
NORTH CAROLINA					0	2	0-2
NORTH CAROLINA A&T			1	0	0	1	1-1
NORTH FLORIDA			4	0			4-0
NORTHERN IOWA			1	0			1-0
NORTHWESTERN			0	1			0-1
NOTRE DAME					1	1	1-1
OHIO			2	0			2-0
OHIO ST			1	0			1-0
OKLAHOMA					1	0	1-0
OLD DOMINION	1	1	2	0			3-1
OLE MISS			7	4			7-4
OREGON ST			1	0			1-0
PACIFIC			1	1			1-1
PENN ST			0	1	0	1	0-2
PITTSBURGH			1	1	2	0	3-1
PRAIRIE VIEW A&M			1	0			1-0
PROVIDENCE			1	0			1-0
RHODE ISLAND	1	1			1	0	2-1
RICHMOND	2	1					2-1
ROBERT MORRIS			3	0			3-0
RUTGERS			0	2			0-2
SAINT LOUIS	4	0	1	0			5-0
SAMFORD			1	0			1-0
SAN FRANCISCO			1	0			1-0
SAVANNAH ST			3	1			3-1
SOUTH ALABAMA			3	0			3-0
SOUTH CAROLINA			6	9	0	2	6-11
SOUTH DAKOTA					1	0	1-0
SOUTH FLORIDA			1	0			1-0
SOUTHEASTERN LA			1	0			1-0
SOUTHERN			2	0			2-0
SOUTHERN ILLINOIS			1	0			1-0
ST. BONAVENTURE	2	0					2-0
ST. FRANCIS (PA)	1	0	2	0			3-0
ST. JOSEPH'S	1	2					1-2
ST. JOHN'S			1	2			1-2
STETSON			5	0			5-0
SYRACUSE					0	2	0-2
TCU			1	0			1-0
TEMPLE	0	2	3	1			3-3
TENNESSEE			2	15	0	1	2-16
TENNESSEE ST			1	0			1-0
TEXAS A&M			1	6			1-6
TROY			2	0			2-0
TULSA	1	0					1-0
UAB			2	0			2-0
UCF			2	0			2-0
UCLA	0	1					0-1
UMBC			1	0			1-0
UNC WILMINGTON	1	0					1-0
UNCG	1	0					1-0
VANDERBILT			5	8			5-8
VERMONT			1	0			1-0
VIRGINIA	0	1			1	1	1-2
VIRGINIA TECH	0	1	1	1	2	1	3-3
WAKE FOREST					1	2	1-2
WESTERN KENTUCKY	0	2					0-2
WINTHROP	2	0	1	0			3-0
WISCONSIN			1	1			1-1
WOFFORD			1	0	1	0	2-0
WYOMING	0	1					0-1
XAVIER	3	0	1	0			4-0
TOTALS	40	22	190	137	28	36	258-195



SHIMMY GRAY-MILLER

Assistant Coach • Third Season • Michigan ('94)

Shimmy Gray-Miller joined the Clemson women's basketball staff in April of 2018 as an assistant coach.

With 20 years of coaching experience, Gray-Miller has spent time at all five of the Power Five conferences. During her career, she has helped her teams to nine NCAA Tournament appearances including one Sweet 16 appearance. Most recently, prior to Clemson, Gray-Miller spent a season as an assistant coach and interim head coach at Texas Tech.

Gray-Miller worked with Coach Butler at the University of Florida from 2015-2017 as assistant coach and recruiting coordinator. She helped pull in a top 25 class in 2017 after the Gators reached the second round of the NCAA Tournament in 2016.

She primarily oversaw the development of the post players at Florida, coaching senior Ronni Williams (2016-17), a First Team All-SEC selection by the coaches and the media. Williams led the SEC in scoring and received a WBCA All-American Team Honorable Mention.

Prior to her time at Florida, Gray-Miller served as assistant coach at the University of Nebraska from 2012-15. The team earned an NCAA Tournament berth in all three seasons with a Sweet 16 appearance in 2012-13. Thanks to her recruiting efforts, Nebraska was ranked the No. 8 and No. 9 November signing classes in 2014 and 2013, respectively.

Gray-Miller coached Nebraska standout Jordan Hooper to first team All-America status and a No. 10 all-time rebounding mark in Big Ten history (1,110 career rebounds). Hooper was a two-time All-Big Ten choice and the 2014 Big Ten Player of the Year.

The longest tenure for Gray-Miller came from 2005-12 when she headed up the Saint Louis University women's basketball program. While in the Lou, Gray-Miller coached seven All-A-10 recipients and a pair of CoSIDA Academic All-Americans.

Previous stops for Gray-Miller include two years as an assistant coach at the University of Arizona (2003-05) and three years at the University of Washington (2000-03) in the same position. In those five seasons, she coached two Pac-10 Champions and helped the teams to two NCAA Tournament berths, each.

Gray-Miller is a 1994 graduate of the University of Michigan with a degree in sociology. The three-time letterwinner at Michigan served as a team captain during the 1993-94 season and won the Bob Ufer Quarterback Club Award for leadership and dedication. Gray-Miller played professionally for Olivais Futebol Clube, a first-division club team in Coimbra, Portugal.

JOY SMITH

Assistant Coach • Third Season • Duke ('10)

Joy Smith (néé Cheek) joined the Clemson women's basketball staff in May of 2018 as an assistant coach and also serves as Clemson's recruiting coordinator.

Smith works mainly with the forwards at Clemson, guiding Kobi Thornton to All-ACC honors in 2018-19 and Amari Robinson to All-ACC Freshman Team honors in 2019-20.

In 2018, while serving as an assistant coach and recruiting coordinator at Vanderbilt, Smith was named as one of the Women's Basketball Coaches Association's Thirty Under 30. The award is given to 30 of the up-and-coming women's basketball coaches age 30 and under across all levels of the sport.

Before her time at Vanderbilt, Smith coached at Ohio State, where she spent three seasons as an assistant coach and recruiting coordinator after two seasons as an assistant and co-recruiting coordinator at her alma mater, Duke. She worked with post players at Ohio State and Vanderbilt, where she helped Kayla Overbeck earn All-SEC Freshman Team honors.

Smith's teams have enjoyed extraordinary postseason success, advancing to the Elite 8 in both seasons at Duke, to the second round of the NCAA Tournament at Ohio State in her second season and the Sweet 16 in 2015-16.

In her role as recruiting coordinator at Ohio State, she helped the Buckeyes land top-25 classes in each of her final two seasons, including a top-5 class in 2015-16. While in Columbus, she coached post players, mentoring Shayla Cooper who was drafted in the WNBA.

Smith served as a White House intern after graduating from Duke in the summer of 2009, working in the Office of the Vice President and Economic Policy. Smith was also a member of the ACC Honor Roll during her career at Duke.

On the court, she was a four-year letterwinner for the Blue Devils, scoring more than 1,000 career points. Smith was drafted by the WNBA's Indiana Fever with the 35th overall selection in the 2010 draft. She also played professionally in Leszno, Poland and had a brief stint with the WNBA's Washington Mystics.

She married Allen Smith in the summer of 2019.





DANIEL BARBER

Assistant Coach • Third Season • Florida ('12)
Recruiting Coordinator

Daniel Barber is entering his third season at Clemson after rounding out Amanda Butler's staff in the summer of 2018.

In May of 2019, after his first season at Clemson, Barber was named as one of the Women's Basketball Coaches Association's Thirty Under 30. The award is given to 30 of the up-and-coming women's basketball coaches age 30 and under across all levels of the sport.

In his first season as the guards coach at Clemson, Barber was instrumental in the development of a scrappy backcourt, placing two guards, Simone Westbrook and Danielle Edwards, on the Atlantic Coast Conference All-Defensive Team.

Barber was another familiar face from Coach Butler's time at Florida. A 2012 graduate from the University of Florida, Barber served as the head manager for women's basketball from 2011-12 and then went on to work as a graduate assistant while earning a Master's Degree in Leadership Development.

Barber assisted Butler and her staff in scouting reports, player development and team travel. He was also responsible for conducting individual summer workouts with the team.

Following his time at Florida, Barber spent the 2013-14 season as an assistant coach at UNC Asheville, working primarily with the Bulldog guards. He assisted in recruiting, scouting, team academics and team-building activities, as well.

Prior to Clemson, Barber served as an assistant coach at Stetson from 2014-2018. The Hatters found their way to three postseason appearances and three 20+ win seasons during Barber's time with the team, including the program's first-ever ASUN regular season championship in 2016-17.

While working with the guards, Barber helped coach ASUN Player of the Year Brianti Saunders and ASUN Freshman of the Year McKenna Beach. Saunders finished her career as Stetson's all-time leading scorer with 1,975 points.

Barber was married to the former Robyn Jones in the summer of 2017.

JOI WILLIAMS

Director of Quality Control • Second Season

Joi Williams is entering her second season as the Director of Quality Control on Amanda Butler's Clemson staff.

Williams has over 20 years of overall coaching experience, including 13 years of Division I head coaching experience, under her belt and spent time as an assistant coach for the WNBA's San Antonio Stars (now the Las Vegas Aces) prior to joining the staff at Clemson.

Williams spent nine years as the head coach at UCF and finished as the program's winningest head coach (114 wins). She guided the Knights to two conference championships and two NCAA Tournament appearances.

Williams has also worked with USA Basketball. She served a four-year term with the USA Junior National Team Committee, helping select coaches and athletes for USA Basketball's college-aged competitions. In the summer of 2010, Williams served as an assistant coach of the USA Basketball Women's U-18 National Team and helped lead the squad to the gold medal at the FIBA Americas U-18 Championship for Women.

She reprised that role with USA Basketball in the summer of 2011 as an assistant coach with the national team at the U-19 World Championships in Chile. Williams and the US defeated Spain to once again take home the gold medal for the second straight summer.

Williams came to UCF after four seasons as the head coach at Murray State (2003-04 to 2006-07), where she helped the Racers to a WNIT berth and the program's first 20-win season in 18 years. The Racers had a 54-61 overall record in her time rebuilding Murray State. In her final campaign with the Racers in 2006-07, Williams led Murray State to a 21-10 mark and a trip to the WNIT. The WNIT berth marked only the second postseason appearance in Murray State history. The Racers also advanced to the Ohio Valley Conference (OVC) Championship title game. Murray State finished the campaign among the national leaders in several statistical categories, including free-throw percentage, field-goal percentage and scoring offense.

Williams spent the 2002-03 season as the recruiting coordinator at Clemson. Prior to Clemson, Williams was the assistant coach and recruiting coordinator at the University of Florida for 12 seasons (1990-91 to 2001-02). During her tenure, the Gators participated in nine NCAA Tournaments and tallied a 247-121 overall record (.671 winning percentage). Williams helped attract five All-America selections to Florida, and nine standouts who were recruited by and played under Williams were selected in the WNBA Draft. The list of WNBA draftees includes DeLisha Milton-Jones, who was the 1997 Southeastern Conference Player of the Year, the first UF player ever selected to the Kodak All-America First Team and a member of the gold-medalist 2000 and 2008 U.S. Olympic basketball teams. Milton-Jones also earned gold medals with the 1998 and 2002 USA World Championship teams.

Born and raised in Jacksonville, Williams played on the collegiate level at the University of South Florida from 1984-88. She was a four-year starting point guard and currently ranks among USF's career assist leaders. She earned a bachelor's degree in marketing from USF in 1988.





SHELLIE GREENMAN
Director of Operations



COURTENAY ETHEREDGE
*Assistant Director
of Operations*



AARON STERNECKER
Video Coordinator



TANIA DAVIS
Graduate Assistant



JULIA FORD
Graduate Assistant



KAITLYN CUNNINGHAM
*Director of Basketball
Strength & Conditioning*



DONNA BULLOCK
Athletic Training



CHANDLER SIMPSON
Athletic Communications



After a historic 2018-19 season, Clemson women's basketball opened the year picked to finish in the top half of the ACC and senior Kobi Thornton was Clemson's first preseason all-conference selection since 2014. However, with eight new faces and the departure of all-conference guards Simone Westbrook and Danielle Edwards, the Tigers had a lot to overcome.

Clemson won eight games in 2019-20, but Amanda Butler and company laid a solid foundation for success in years to come. Of the top five scorers, four were playing in their first games in a Clemson uniform (two freshmen, two transfers). The same can be said for four of the top five rebounders (two freshmen, two transfers). Clemson started two true freshmen during the season, as well as three transfers in their first year of eligibility for the Tigers.

Senior Kobi Thornton led the Tigers in scoring in her final season, averaging 13.1 points on the year. She finished with two double-doubles, 22 double-figure scoring games, four 20+ point games and ranked #7 in the ACC in field-goal percentage. Thornton became just the second player in Clemson basketball history to finish her career with at least 1400 points, 700 rebounds and 100 blocks. The other? Clemson/ACC legend Barbara Kennedy-Dixon.

One of the top moments of the year came in the final game of the 2019 calendar year – a 71-55 thrashing of Notre Dame on December 29. Thornton tallied 23 points in 30 minutes of play, but the story of the evening was redshirt junior Kendall Spray's 24-point explosion. Spray finished this game with eight 3s, tying Kelly Gramlich's school record set back in 2013. Clemson led by as many as 28 in the first half and became the first ACC opponent to defeat the Fighting Irish on their home floor in conference play, snapping a 58-game ACC home winning streak.

Arguably the biggest win of the season came inside Littlejohn Coliseum on January 19, when Clemson downed Duke for the first time since the 2000-2001 season. The Tigers led from start to finish and used clutch performances from freshman Amari Robinson (8-10 FTs) and Spray (16 points, 12 rebounds) to end the Blue Devils' 23-game winning streak against the Tigers.

Thornton turned in her best performance of the year in Clemson's final win of the season – a 71-56 revenge win over the Miami Hurricanes. She finished 12-16 from the floor, including a three, for a career-high 27 points, while pulling down seven rebounds. Clemson's defense held Miami to just 4-25 shooting from beyond the arc, including 0-6 in the third quarter, while the Tigers' offense was on fire, shooting .509 from the floor for the game.



Senior Kobi Thornton was drafted by the Atlanta Dream in the WNBA draft.



Freshman Amari Robinson was named to the ACC All-Freshman Team

A bright spot for the Tigers in 2019-20 was the emergence of freshman Amari Robinson. Robinson, a 6-0 guard from Douglasville, Ga., appeared in 30 of Clemson's 31 games last season, making 29 starts. She finished second on the team in scoring (10.7) and field goal percentage (.457), while leading the Tigers in rebounding (6.0). Robinson turned in two huge performances in back-to-back games in January, when Clemson downed Pitt and Duke in consecutive games. Against the Panthers, Robinson finished 4-of-8 from the floor and 12-of-13 from the free throw line to help the Tigers down Pitt in overtime. Three days later, she added 16 points (8-10 FTs) against the Blue Devils to lead the Tigers to victory. Following those performances, Robinson was named the ACC Freshman of the Week and was tabbed as Clemson's first-ever USBWA Tamika Catchings National Freshman of the Week.

Spray provided another spark for the Tigers in her first year of eligibility after transferring to Clemson from UT Martin. She appeared in 30 of 31 games on the year (all starts) and finished third in scoring (10.3). Spray knocked down 80 threes this season, a Clemson single-season record. She hit at least one three in 26 games and recorded her first-career double-double (16 points, 12 rebounds) against Duke.

Destiny Thomas stepped up for the Tigers in 2019-20, as well, becoming the primary point guard. Thomas started 28 games and turned in 95 assists on the year, including a career-high 12 assists in the win over Notre Dame. Freshman Hannah Hank started 25 games at center, while transfer Nique Cherry provided a rebounding advantage

off the bench. Transfer Shania Meertens shared the point guard role with Thomas and looks to improve on her game in 2020-21.

The Tigers lose just two seniors from the 2019-20 squad (Thornton and Chyna Cotton) and gain a transfer in Delicia Washington, the 2016-17 SEC Freshman of the Year. Butler also added five-star guard Gabby Elliott as part of the 2019 signing class, so the future is bright for 2020-21.

GAME-BY-GAME STATISTICS

				Total		3-Pointers		Free throws		Rebounds											
Opponent	Date	Score		FG-FGA	PCT	3FG-FGA	PCT	FT-FTA	PCT	OFF	DEF	TOT	AVG	PF	A	TO	BLK	STL	PTS	AVG	
Furman	11/06/2019	77-71	W	25-55	.455	5-12	.417	22-27	.815	13	21	34	34.0	22	12	18	6	10	77	77.0	
Navy	11/09/2019	52-65	L	23-43	.535	1-7	.143	5-15	.333	14	33	47	40.5	18	8	31	2	5	52	64.5	
Alabama	11/12/2019	54-67	L	25-52	.481	1-13	.077	3-12	.250	14	22	36	39.0	17	7	27	6	10	54	61.0	
Alabama St.	11/18/2019	76-43	W	31-69	.449	5-17	.294	9-17	.529	16	29	45	40.5	19	15	15	6	15	76	64.8	
at Penn St.	11/21/2019	55-68	L	24-72	.333	4-22	.182	3-5	.600	16	27	43	41.0	18	12	19	3	9	55	62.8	
South Carolina	11/24/2019	48-84	L	17-65	.262	2-13	.154	12-14	.857	18	26	44	41.5	18	7	22	3	7	48	60.3	
vs Maryland	11/29/2019	44-63	L	13-45	.289	2-15	.133	16-22	.727	16	27	43	41.7	21	8	29	1	6	44	58.0	
vs Alcorn	11/30/2019	77-46	W	24-58	.414	7-22	.318	22-25	.880	20	30	50	42.8	19	15	27	4	9	77	60.4	
at Iowa	12/04/2019	60-74	L	24-54	.444	6-12	.500	6-13	.462	10	23	33	41.7	14	10	22	2	8	60	60.3	
Florida St.	12/08/2019	64-81	L	21-57	.368	9-21	.429	13-19	.684	16	19	35	41.0	16	11	15	2	8	64	60.7	
at Mercer	12/15/2019	65-61	W	23-53	.434	0-8	.000	19-28	.679	12	30	42	41.1	15	10	21	1	7	65	61.1	
N.C. A&T	12/20/2019	74-82	L	26-60	.433	8-22	.364	14-22	.636	14	18	32	40.3	14	20	16	7	13	74	62.2	
at Notre Dame	12/29/2019	71-55	W	28-69	.406	9-18	.500	6-10	.600	18	29	47	40.8	15	18	21	6	12	71	62.8	
Louisville	01/02/2020	50-75	L	18-62	.290	1-8	.125	13-20	.650	22	25	47	41.3	10	4	20	2	6	50	61.9	
at Wake Forest	01/09/2020	58-63	L	25-62	.403	5-11	.455	3-4	.750	15	24	39	41.1	20	8	18	3	7	58	61.7	
at Georgia Tech	01/12/2020	47-49	L	19-42	.452	3-7	.429	6-13	.462	8	26	34	40.7	20	8	22	5	7	47	60.8	
Pittsburgh	01/16/2020	75-67	Wot	26-66	.394	4-15	.267	19-24	.792	15	31	46	41.0	20	14	14	6	10	75	61.6	
Duke	01/19/2020	62-58	W	20-58	.345	7-19	.368	15-21	.714	18	32	50	41.5	12	14	26	2	8	62	61.6	
at Miami (FL)	01/23/2020	64-68	L	23-59	.390	5-19	.263	13-19	.684	22	25	47	41.8	18	15	18	3	4	64	61.7	
at Virginia Tech	01/26/2020	50-71	L	18-61	.295	3-10	.300	11-18	.611	12	26	38	41.6	16	9	14	8	5	50	61.2	
NC State	01/30/2020	60-79	L	25-66	.379	6-22	.273	4-6	.667	17	22	39	41.5	15	10	13	7	4	60	61.1	
at North Carolina	02/02/2020	72-86	L	29-64	.453	5-17	.294	9-17	.529	11	20	31	41.0	20	13	12	4	6	72	61.6	
at Virginia	02/06/2020	54-70	L	19-51	.373	3-13	.231	13-16	.813	11	23	34	40.7	20	7	25	2	13	54	61.3	
Boston College	02/09/2020	68-70	L	27-64	.422	5-15	.333	9-12	.750	19	20	39	40.6	17	13	17	2	8	68	61.5	
Wake Forest	02/13/2020	52-66	L	21-50	.420	6-12	.500	4-8	.500	9	18	27	40.1	13	10	19	2	7	52	61.2	
Miami (FL)	02/16/2020	48-63	L	18-48	.375	4-13	.308	8-13	.615	11	24	35	39.9	17	10	23	6	5	48	60.7	
at Syracuse	02/20/2020	46-59	L	19-43	.442	3-12	.250	5-6	.833	10	24	34	39.7	14	13	27	6	3	46	60.1	
at Florida St.	02/27/2020	54-81	L	22-61	.361	4-15	.267	6-14	.429	13	21	34	39.5	16	10	20	2	7	54	59.9	
Georgia Tech	03/01/2020	44-56	L	19-48	.396	2-13	.154	4-5	.800	6	22	28	39.1	14	6	16	2	3	44	59.3	
vs Miami (FL)	03/04/2020	71-56	W	27-53	.509	7-16	.438	10-13	.769	7	28	35	38.9	22	13	18	1	1	71	59.7	
vs Boston College	03/05/2020	73-85	L	26-57	.456	9-19	.474	12-17	.706	8	18	26	38.5	28	12	21	5	6	73	60.2	
Total		1865		705-1767	.399	141-458	.308	314-475	.661	431	763	1194	38.5	538	342	626	117	229	1865	60.2	
Opponents		2082		758-1962	.386	223-747	.299	343-495	.693	492	696	1188	38.3	533	472	496	114	302	2082	67.2	

Clemson Averages

Games Played	Points/game	FG Pct	3FG Pct	FT Pct	Rebounds/game	Assists/game	Turnovers/game	Assist/Turnover ratio	Steals/game	Blocks/game
31	60.2	39.9	30.8	66.1	38.5	11.0	20.2	0.5	7.4	3.8

SEASON STATISTICS



2019-20 Clemson Women's Basketball Combined Team Statistics All games

Page 1/1
as of Jul 14, 2020

Game Records

Record	Overall	Home	Away	Neutral
ALL GAMES	8-23	4-11	2-10	2-2
CONFERENCE	3-15	2-7	1-8	0-0
NON-CONFERENCE	5-8	2-4	1-2	2-2

Score by Periods

Team	1st	2nd	3rd	4th	OT	TOT
Clemson	446	512	452	443	12	1865
Opponents	559	559	483	477	4	2082

Team Box Score

No.	Player				Total		3-Point		F-Throw		Rebounds											
		GP-GS	MIN	AVG	FG-FGA	FG%	3FG-FGA	3FG%	FT-FTA	FT%	OFF	DEF	TOT	AVG	PF	DQ	A	TO	BLK	STL	PTS	AVG
44	THORNTON, Kobi	31-23	845:41	27.3	176-377	.467	2-9	.222	53-96	.552	74	104	178	5.7	71	2	20	88	27	25	407	13.1
5	ROBINSON, Amari	30-29	832:07	27.7	106-232	.457	13-48	.271	95-125	.760	90	90	180	6.0	79	4	43	94	13	36	320	10.7
3	SPRAY, Kendall	30-30	949:14	31.6	103-281	.367	80-228	.351	23-29	.793	5	92	97	3.2	49	1	60	69	0	35	309	10.3
12	HANK, Hannah	30-25	547:50	18.3	74-171	.433	2-10	.200	32-39	.821	53	56	109	3.6	73	4	20	58	18	21	182	6.1
31	MEERTENS, Shania	31-11	681:51	22.0	61-157	.389	6-14	.429	37-62	.597	15	74	89	2.9	48	0	54	82	0	18	165	5.3
1	THOMAS, Destiny	31-28	761:20	24.6	36-137	.263	15-74	.203	21-28	.750	20	56	76	2.5	70	3	95	68	3	36	108	3.5
35	CHERRY, Nique	21-0	249:20	11.9	26-75	.347	0-3	.000	10-20	.500	32	48	80	3.8	22	0	6	28	3	10	62	3.0
24	HAYES, Mikayla	31-3	349:33	11.3	39-89	.438	2-5	.400	10-16	.625	28	45	73	2.4	34	0	4	28	15	5	90	2.9
22	MCNEAL, Danae	22-0	170:37	7.8	23-64	.359	0-1	.000	11-26	.423	4	17	21	1.0	14	0	7	19	5	7	57	2.6
2	STICKER, Kaylee	22-0	118:50	5.4	17-50	.340	15-44	.341	2-5	.400	0	16	16	0.7	8	0	3	6	1	7	51	2.3
55	BENNETT, Tylar	30-4	384:44	12.8	27-64	.422	0-0	.000	12-17	.706	30	48	78	2.6	44	2	9	30	29	11	66	2.2
32	COTTON, Chyna	30-2	251:31	8.4	12-46	.261	2-8	.250	7-10	.700	19	35	54	1.8	20	0	11	26	2	16	33	1.1
11	LOPES, Isis	13-0	48:28	3.7	4-13	.308	3-7	.429	0-0	.000	2	3	5	0.4	3	0	7	5	1	1	11	0.8
21	BLACKSTOCK, Skylar	15-0	33:54	2.3	1-11	.091	1-7	.143	1-2	.500	3	5	8	0.5	3	0	3	2	0	1	4	0.3
Team											56	74	130					23				
Total		31	6225		705-1767	.399	141-458	.308	314-475	.661	431	763	1194	38.5	538	16	342	626	117	229	1865	60.2
Opponents		31	6225		758-1962	.386	223-747	.299	343-495	.693	492	696	1188	38.3	533	5	472	496	114	302	2082	67.2

Team Statistics

	CLEM	OPP
Scoring	1865	2082
Points per game	60.2	67.2
Scoring margin	-7.0	-
Field goals-att	705-1767	758-1962
Field goal pct	.399	.386
3 point fg-att	141-458	223-747
3-point FG pct	.308	.299
3-pt FG made per game	4.5	7.2
Free throws-att	314-475	343-495
Free throw pct	.661	.693
F-Throws made per game	10.1	11.1
Rebounds	1194	1188
Rebounds per game	38.5	38.3
Rebounding margin	+0.2	-
Assists	342	472
Assists per game	11.0	15.2
Turnovers	626	496
Turnovers per game	20.2	16.0
Turnover margin	-4.2	-
Assist/turnover ratio	0.5	1.0
Steals	229	302
Steals per game	7.4	9.7
Blocks	117	114
Blocks per game	3.8	3.7
Winning streak	0	-
Home win streak	0	-
Attendance	23886	31798
Home games-Avg/Game	15-1592	12-2650
Neutral site-Avg/Game	-	4-1712

Team Results

Date	Opponent		Score	Att.
11/06/2019	Furman	W	77-71	1217
11/09/2019	Navy	L	52-65	1184
11/12/2019	Alabama	L	54-67	1233
11/18/2019	Alabama St.	W	76-43	4297
11/21/2019	at Penn St.	L	55-68	1740
11/24/2019	South Carolina	L	48-84	2830
11/29/2019	vs Maryland	L	44-63	312
11/30/2019	vs Alcorn	W	77-46	103
12/04/2019	at Iowa	L	60-74	5884
12/08/2019	Florida St.	L	64-81	1052
12/15/2019	at Mercer	W	65-61	1484
12/20/2019	N.C. A&T	L	74-82	1071
12/29/2019	at Notre Dame	W	71-55	8569
01/02/2020	Louisville	L	50-75	1196
01/09/2020	at Wake Forest	L	58-63	737
01/12/2020	at Georgia Tech	L	47-49	1620
01/16/2020	Pittsburgh	Wot	75-67	1329
01/19/2020	Duke	W	62-58	1718
01/23/2020	at Miami (FL)	L	64-68	1316
01/26/2020	at Virginia Tech	L	50-71	1839
01/30/2020	NC State	L	60-79	1257
02/02/2020	at North Carolina	L	72-86	1952
02/06/2020	at Virginia	L	54-70	2229
02/09/2020	Boston College	L	68-70	1437
02/13/2020	Wake Forest	L	52-66	1197
02/16/2020	Miami (FL)	L	48-63	1384
02/20/2020	at Syracuse	L	46-59	1592
02/27/2020	at Florida St.	L	54-81	2836
03/01/2020	Georgia Tech	L	44-56	1484
03/04/2020	vs Miami (FL)	W	71-56	2795
03/05/2020	vs Boston College	L	73-85	3638

SEASON STATISTICS (CONFERENCE ONLY)



2019-20 Clemson Women's Basketball Combined Team Statistics In Conference games

Page 1/1
as of Nov 18, 2020

Game Records

Record	Overall	Home	Away	Neutral
ALL GAMES	3-15	2-7	1-8	0-0
CONFERENCE	3-15	2-7	1-8	0-0
NON-CONFERENCE	0-0	0-0	0-0	0-0

Score by Periods

Team	1st	2nd	3rd	4th	OT	TOT
Clemson	225	249	286	267	12	1039
Opponents	318	295	325	275	4	1217

Team Box Score

No. Player					Total		3-Point		F-Throw		Rebounds													
		GP-GS	MIN	AVG	FG-FGA	FG%	3FG-FGA	3FG%	FT-FTA	FT%	OFF	DEF	TOT	AVG	PF	DQ	A	TO	BLK	STL	PTS	AVG		
44	THORNTON, Kobi	18-18	496:02	27.6	102-225	.453	0-4	.000	29-59	.492	40	60	100	5.6	37	1	12	51	15	13	233	12.9		
3	SPRAY, Kendall	17-17	549:06	32.3	67-175	.383	53-141	.376	11-13	.846	3	46	49	2.9	23	0	33	35	0	18	198	11.6		
5	ROBINSON, Amari	17-16	461:14	27.1	55-134	.410	7-29	.241	49-58	.845	56	40	96	5.6	46	3	17	48	6	24	166	9.8		
12	HANK, Hannah	18-17	356:04	19.8	46-117	.393	0-6	.000	23-28	.821	30	35	65	3.6	43	2	10	31	13	17	115	6.4		
31	MEERTENS, Shania	18-2	345:03	19.2	32-81	.395	3-4	.750	12-23	.522	6	40	46	2.6	27	0	30	38	0	8	79	4.4		
24	HAYES, Mikayla	18-0	189:21	10.5	23-47	.489	2-4	.500	7-10	.700	14	17	31	1.7	22	0	3	11	11	2	55	3.1		
1	THOMAS, Destiny	18-17	462:44	25.7	18-70	.257	9-35	.257	9-13	.692	14	33	47	2.6	38	1	61	42	2	13	54	3.0		
35	CHERRY, Nique	17-0	208:24	12.3	20-61	.328	0-1	.000	9-18	.500	29	44	73	4.3	16	0	4	24	3	9	49	2.9		
22	MCNEAL, Danae	14-0	96:31	6.9	12-34	.353	0-1	.000	6-13	.462	1	10	11	0.8	3	0	5	10	2	4	30	2.1		
2	STICKER, Kaylee	13-0	57:34	4.4	6-25	.240	6-22	.273	0-2	.000	0	6	6	0.5	6	0	3	4	0	2	18	1.4		
32	COTTON, Chyna	17-2	161:24	9.5	6-27	.222	0-4	.000	6-8	.750	10	22	32	1.9	13	0	5	16	1	11	18	1.1		
11	LOPES, Isis	13-0	48:28	3.7	4-13	.308	3-7	.429	0-0	.000	2	3	5	0.4	3	0	7	5	1	1	11	0.8		
55	BENNETT, Tylar	17-1	173:48	10.2	5-19	.263	0-0	.000	0-0	.000	5	27	32	1.9	13	0	3	11	16	1	10	0.6		
21	BLACKSTOCK, Skylar	11-0	19:18	1.8	1-3	.333	1-2	.500	0-0	.000	1	2	3	0.3	3	0	0	0	0	0	3	0.3		
Team											42	46	88					14						
Total		18	3625		397-1031	.385	84-260	.323	161-245	.657	253	431	684	38.0	293	7	193	340	70	123	1039	57.7		
Opponents		18	3625		448-1138	.394	131-421	.311	190-263	.722	286	417	703	39.1	296	2	278	273	75	157	1217	67.6		

Team Statistics

	CLEM	OPP
Scoring	1039	1217
Points per game	57.7	67.6
Scoring margin	-9.9	-
Field goals-att	397-1031	448-1138
Field goal pct	.385	.394
3 point fg-att	84-260	131-421
3-point FG pct	.323	.311
3-pt FG made per game	4.7	7.3
Free throws-att	161-245	190-263
Free throw pct	.657	.722
F-Throws made per game	8.9	10.6
Rebounds	684	703
Rebounds per game	38.0	39.1
Rebounding margin	-1.1	-
Assists	193	278
Assists per game	10.7	15.4
Turnovers	340	273
Turnovers per game	18.9	15.2
Turnover margin	-3.7	-
Assist/turnover ratio	0.6	1.0
Steals	123	157
Steals per game	6.8	8.7
Blocks	70	75
Blocks per game	3.9	4.2
Winning streak	0	-
Home win streak	0	-
Attendance	12054	22690
Home games-Avg/Game	9-1339	9-2521
Neutral site-Avg/Game	-	0-0

Team Results

Date	Opponent		Score	Att.
12/08/2019	Florida St.	L	64-81	1052
12/29/2019	at Notre Dame	W	71-55	8569
01/02/2020	Louisville	L	50-75	1196
01/09/2020	at Wake Forest	L	58-63	737
01/12/2020	at Georgia Tech	L	47-49	1620
01/16/2020	Pittsburgh	Wot	75-67	1329
01/19/2020	Duke	W	62-58	1718
01/23/2020	at Miami (FL)	L	64-68	1316
01/26/2020	at Virginia Tech	L	50-71	1839
01/30/2020	NC State	L	60-79	1257
02/02/2020	at North Carolina	L	72-86	1952
02/06/2020	at Virginia	L	54-70	2229
02/09/2020	Boston College	L	68-70	1437
02/13/2020	Wake Forest	L	52-66	1197
02/16/2020	Miami (FL)	L	48-63	1384
02/20/2020	at Syracuse	L	46-59	1592
02/27/2020	at Florida St.	L	54-81	2836
03/01/2020	Georgia Tech	L	44-56	1484



RECORDS

CLEMSON WOMEN'S BASKETBALL

TEAM

SINGLE GAME

Fewest Points Allowed	
26	vs. Florida State February 7, 1994
Field Goals Made	
64	vs. Gardner-Webb February 26, 1977
Field Goal Attempts	
113	vs. Gardner-Webb February 26, 1977
3-Point Field Goals	
12	vs. SC State December 14, 2013
Free Throws Made	
38	vs. NC State January 5, 2001
Rebounds	
88	vs. Gardner-Webb February 26, 1977
Highest Rebound Margin	
51	vs. Gardner-Webb February 26, 1977
Blocks (Tied)	
16	vs. Furman November 30, 2005
Victory Margin	
97	vs. Gardner-Webb (136-39)

SINGLE SEASON

Most Wins	
26	1998-99
Field Goals Made	
1,257	1979-80
Field Goal Percentage	
.487	1984-85
3-Point Field Goal Percentage	
.426 (55-129)	1989-90
Rebounds	
1,692	1976-77
Rebounds Per Game	
54.6 (1,692 in 31g)	1976-77
Scoring Margin	
+15.5	1976-77

INDIVIDUAL

SINGLE GAME

Points	
45	Barbara Kennedy vs. Claflin February 24, 1979
Rebounds	
25	Donna Forester at Columbia College February 12, 1977
Assists	
17	Drema Greer vs. Wake Forest January 17, 1979
Steals	
9	Drema Greer at South Carolina December 6, 1978
Blocked Shots	
10	Peggy Caple vs. Kansas State January 5, 1983
Field Goals Made	
20	Barbara Kennedy vs. Penn State March 12, 1982
3-Point Field Goals Made	
8	Kelly Gramlich, vs. SC State December 14, 2013
Free Throws Made	
18	Melinda Ashworth vs. Virginia January 11, 1986

SINGLE SEASON

Points	
908	Barbara Kennedy, 1981-82
Rebounds	
400	Barbara Kennedy, 1981-82
Assists	
204	Drema Greer, 1978-89
Steals	
123	Ramona O'Neal, 1988-89
Blocked Shots	
84	Peggy Caple, 1982-83
Field Goals Made	
392	Barbara Kennedy, 1981-82
3-Point Field Goals Made	
73	Tara Saunooke, 1994-95
Free Throws Made	
149	Nikki Dixon, 2014-15

SINGLE SEASON (FRESHMAN)

Field Goals Made	
234	Janet Forester, 1975-76
Most Field Goals Attempts	
525	Janet Forester, 1975-76
Rebounds	
371	Shiela Cobb, 1979-80
Steals Per Game	
2.2	Debra Buford, 1977-78
Field Goal Percentage	
.545	Gretchen Becker, 1977-78
Free Throw Percentage	
.780	Cissy Bristol, 1977-78

CAREER

Points	
3,113	Barbara Kennedy, 1979-82
Points Per Game	
24.5	Barbara Kennedy, 1979-82
Rebounds	
1,252	Barbara Kennedy, 1979-82
Rebounds Per Game	
12.2	Donna Forrester, 1976-78
Assists	
617	Bobbie Mims, 1976-80
Assists Per Game	
6.5	Drema Greer, 1977-79
Steals	
398	Lele Hardy, 2006-10
Steals Per Game	
3.24	Lele Hardy, 2006-10
Blocked Shots	
298	Peggy Caple, 1981-85
Blocked Shots Per Game	
2.50	Peggy Caple, 1981-85
Field Goals Made	
1,349	Barbara Kennedy, 1979-82
Field Goal Attempts	
2,688	Barbara Kennedy, 1979-82

INDIVIDUAL RECORDS

Points

Rk.	No.	Name	Site	Opponent	Date
1.	45	Barbara Kennedy	H	Clafin	2/24/79
2.	43	Barbara Kennedy	A	Penn State	3/12/82
3.	42	Barbara Kennedy	A	South Carolina	2/6/82
	42	Barbara Kennedy	H	North Carolina	2/20/82
5.	41	Barbara Kennedy	A	Maryland	1/12/82
6.	40	Barbara Kennedy	H	Georgia Southern	12/17/79
7.	39	Barbara Kennedy	H	TN-Chattanooga	1/30/82
	39	Janet Knight	H	Virginia Tech	12/29/84
9.	38	Barbara Kennedy	H	Alabama	1/10/81
	38	Barbara Kennedy	H	East Tennessee State	1/19/81

Field Goals Made

Rk.	No.	Att	Name	Site	Opponent	Date
1.	20	29	Barbara Kennedy	A	Maryland	1/12/82
	20	33	Barbara Kennedy	H	North Carolina	2/20/82
	20	32	Barbara Kennedy	A	Penn State	3/12/82
4.	19	30	Barbara Kennedy	A	South Carolina	2/6/82
5.	18	30	Barbara Kennedy	H	Clafin	2/24/79
	18	26	Janet Knight	H	Virginia Tech	12/29/84
7.	17	28	Barbara Kennedy	H	Alabama	1/10/81
	17	27	Barbara Kennedy	A	Pacific	1/3/81
	17	27	Barbara Kennedy	H	East Tenn. State	1/19/81
	17	25	Barbara Kennedy	A	Tennessee	2/18/80
	17	25	Barbara Kennedy	H	TN-Chattanooga	1/30/82

Field Goal Percentage (min. 10 attempts)

Rk.	Pct.	FGM-FGA	Name	Site	Opponent	Date
1.	1.000	12-12	Donna Forester	H	Clafin	12/7/77
	1.000	12-12	Shandy Bryan	A	South Florida	12/21/91
	1.000	11-11	Vicky Burton	H	Columbia	2/14/76
4.	.917	11-12	Barbara Kennedy	A	Pittsburgh	12/6/81
5.	.900	9-10	Debbie Oraczewski	N	NC State	3/5/83
	.900	9-10	Karen Ann Jenkins	H	Virginia	1/11/86
7.	.846	11-13	Cissy Bristol	N	National College	12/5/81
	.846	11-13	Natasha Anderson	N	Florida State	2/27/98
9.	.833	10-12	Debra Buford	H	Duke	1/11/78
	.833	10-12	Julie Brickley	A	Nebraska	11/24/84
	.833	10-12	Louise Greenwood	H	Virginia	1/31/87

3-Point Field Goals Made

Rk.	No.	Att	Name	Site	Opponent	Date
1.	8	12	Kelly Gramlich	H	SC State	12/14/13
	8	14	Kendall Spray	A	Notre Dame	12/29/19
2.	7	13	Kelly Gramlich	A	UNLV	12/19/13
4.	6	13 players-	most recently			
	6	11	Kendall Spray	H	Florida State	12/8/19

3-Point Field Goal Attempts

Rk.	No.	Made	Name	Site	Opponent	Date
1.	16	6	Julie Talley	A	Youngstown St.	12/19/03
2.	15	5	Tasha Phillips	A	South Carolina	12/3/04
3.	14	6	Tiffany Lewis	A	Boston College	02/05/15
	14	8	Kendall Spray	A	Notre Dame	12/29/19
5.	13	4	Kelly Gramlich	H	Radford	11/27/13
	13	8	Kelly Gramlich	H	SC State	12/14/13
	13	5	Tiffany Lewis	H	Virginia	02/01/15
	13	3	Sthefany Thomas	H	North Carolina	2/10/11

3-Point Field Goal Percentage (min. 10 attempts)

Rk.	Pct.	FGM-FGA	Name	Site	Opponent	Date
1.	.667	8-12	Kelly Gramlich	H	SC State	12/14/13
2.	.600	6-10	Tara Saunooke	N	W. Kentucky	11/27/94
	.600	6-10	Amy Geren	H	S.F. Austin	3/18/96
	.600	6-10	Amy Geren	H	Florida State	1/29/98
5.	.571	8-14	Kendall Spray	A	Notre Dame	12/29/19
6.	.538	7-13	Kelly Gramlich	A	UNLV	12/19/13
7.	.500	6-12	Tara Saunooke	H	Xavier	3/17/93
	.500	5-10	Tara Saunooke	A	North Carolina	1/30/94
9.	.454	5-11	Cheryl Nix	H	Georgia Tech	1/27/88
	.454	5-11	Kerry Boyatt	H	North Carolina	1/26/91
	.454	5-11	Tara Saunooke	H	South Carolina	2/12/92
	.454	5-11	Tara Saunooke	H	Maryland	2/11/95
	.454	5-11	Julie Talley	H	Mississippi	11/21/05

Free Throws Made

Rk.	No.	Att	Name	Site	Opponent	Date
1.	18	20	Melinda Ashworth	H	Virginia	1/11/86
2.	16	17	Donna Forester	H	NC State	12/11/76
3.	15	18	Amy Geren	N	LSU	12/20/98
4.	14	20	Lakeia Stokes	H	South Carolina	11/21/03
	14	16	Lakeia Stokes	A	Youngstown St.	12/19/03
6.	13	15	Kerry Boyatt	H	Maryland	1/16/90
	13	14	Nikki Dixon	H	North Carolina	1/18/15
8.	12	14	Ramona O'Neal	H	Georgia	3/18/89
	12	17	Sandy Bishop	N	W. Kentucky	3/24/84
	12	12	Ito Umoh	A	North Carolina	2/1/98
	12	15	Amy Geren	H	North Carolina	2/3/99
	12	13	Marci Glenney	A	Georgia Tech	1/26/02
	12	15	Nikki Dixon	N	Virginia Tech	3/5/14
	12	12	Alexis Carter	H	Char. Southern	12/2/17
	12	13	Amari Robinson	H	Pittsburgh	1/16/20

Free Throw Attempts

Rk.	No.	Made	Name	Site	Opponent	Date
1.	20	18	Melinda Ashworth	H	Virginia	1/11/86
	20	14	Lakeia Stokes	H	South Carolina	11/21/03
3.	18	11	Peggy Caple	H	Kansas State	1/5/83
	18	15	Amy Geren	N	LSU	12/20/98
5.	17	16	Donna Forester	H	NC State	12/11/76
	17	12	Sandy Bishop	N	W. Kentucky	3/24/84
	17	11	Nikki Dixon	H	Pittsburgh	1/12/14
8.	16	14	Lakeia Stokes	A	Youngstown St.	12/19/03
9.	15	13	Kerry Boyatt	H	Maryland	1/16/90
	15	12	Amy Geren	H	North Carolina	2/3/99

Perfect Free Throw Games

Rk.	No.	Att	Name	Site	Opponent	Date
1.	12	12	Ito Umoh	A	North Carolina	2/1/98
	12	12	Alexis Carter	H	Charleston So.	12/2/17
3.	11	11	Nikki Dixon	A	Duke	02/18/15
4.	10	10	Barbara Kennedy	A	Tennessee	1/21/82
	10	10	Amy Geren	H	Virginia	1/5/98
	10	10	Chrissy Floyd	H	Wake Forest	2/17/02
	10	10	Lakeia Stokes	H	Virginia	1/2/03
	10	10	Nikki Dixon	H	North Carolina	12/30/12
	10	10	Danielle Edwards	A	Nebraska	11/30/17
10.	9	9	Barbara Kennedy	A	Duke	2/2/81
	9	9	Shandy Bryan	A	NC State	1/24/93
	9	9	Ito Umoh	N	NC State	2/28/97
	9	9	Nikki Dixon	A	Oakland	12/9/11

Scoring Percentage (of team's points)

Rk.	Pct.	Pts.-Tm	Player	Site	Opponent	Date
1.	.577	30-52	Chrissy Floyd	N	NC State	3/2/02
2.	.573	43-75	Barbara Kennedy	A	Penn State	3/12/82
3.	.539	41-76	Barbara Kennedy	A	Maryland	1/12/82
4.	.528	37-70	Barbara Kennedy	A	Pacific	1/3/81
5.	.493	33-67	Danielle Edwards	A	Nebraska	11/30/17
6.	.483	29-60	Amy Geren	N	LSU	12/20/98
7.	.481	38-79	Barbara Kennedy	H	Alabama	1/10/81
8.	.480	36-68	Barbara Kennedy	H	NC State	2/13/81

SINGLE-GAME RECORDS

INDIVIDUAL RECORDS

Rebounds

Rk.	No.	Name	Site	Opponent	Date
1.	25	Donna Forester	A	Columbia College	2/12/77
	25	Cookie Blackney	A	South Carolina	1/10/76
3.	22	Annette Wise	A	California	1/4/81
	22	Janet Forester	A	South Carolina	1/10/76
	22	Barbara Kennedy	H	TN-Chattanooga	1/30/82
6.	21	Barbara Kennedy	H	Wake Forest	2/12/81
	21	Barbara Kennedy	N	Miami (FL)	12/19/81
	21	Barbara Kennedy	A	North Carolina	1/27/82
9.	20	Donna Forester	H	Appalachian State	12/17/77
	20	Barbara Kennedy	N	Missouri	11/28/81
	20	Jackie Farmer	N	Alabama State	11/24/90

Offensive Rebounds

Since 1986-87						
Rk.	Off.	Total	Name	Site	Opponent	Date
1.	12	20	Jackie Farmer	N	Alabama State	11/24/90
2.	11	16	Jackie Farmer	A	NC State	2/21/90
3.	10	16	Michelle Bryant	A	Georgia Tech	2/22/89
	10	15	Jackie Farmer	H	Augusta	12/15/90
	10	16	Jackie Farmer	A	Wake Forest	1/21/91
	10	19	Jackie Farmer	H	Providence	3/16/91

Assists

Rk.	No.	Name	Site	Opponent	Date
1.	17	Drema Greer	H	Wake Forest	1/17/79
2.	15	Susan Fehling	N	Wyoming	12/17/84
3.	14	Drema Greer	A	Wake Forest	12/5/77
	14	Melinda Ashworth	H	Auburn	1/15/83
	14	Susan Fehling	N	So. Mississippi	11/27/87
6.	13	Drema Greer	N	Duke	2/8/79
	13	Denise Marshall	N	S.F. Austin	11/26/83
	13	Alex Stewart	A	Georgia Tech	1/23/03
	13	Tasha Taylor	H	Savannah State	12/23/05

Blocked Shots

Rk.	No.	Name	Site	Opponent	Date
1.	10	Peggy Caple	H	Kansas State	1/5/83
2.	8	Peggy Caple	H	Maryland	12/11/82
	8	Khaili Sanders	A	Furman	11/30/05
4.	7	Peggy Caple	A	Auburn	2/8/82
	7	Peggy Caple	H	Virginia	2/23/83
	7	Peggy Caple	H	Wake Forest	1/30/85
	7	Lakeia Stokes	A	Alaska-Anchorage	11/26/03
	7	Lindsey Mason	A	NC State	1/06/11
9.	6	Peggy Caple	A	Nebraska	11/24/84
	6	Barbara Kennedy	H	Virginia	2/13/82
	6	Jackie Farmer	A	DePaul	11/24/89
	6	Jaci Stimson	H	Austin Peay	3/16/96
	6	Lindsey Mason	A	Virginia	2/12/12

Steals

Rk.	No.	Name	Site	Opponent	Date
1.	9	Drema Greer	A	South Carolina	12/6/78
	9	Debra Buford	H	NC State	1/18/79
	9	Sheila Cobb	H	Mercer	1/23/80
	9	Ramona O'Neal	A	Virginia	2/14/87
	9	Danielle Edwards	H	SC State	11/13/17
6.	8	Debra Buford	H	Duke	1/11/78
	8	Peggy Caple	A	North Carolina	1/24/85
	8	Ramona O'Neal	H	Morehead State	12/10/88
	8	Courtney Johnson	H	Charleston	12/2/89
	8	Renee Rayton	H	Winthrop	1/18/94
	8	Lele Hardy	A	Vanderbilt	12/3/06
	8	Lele Hardy	H	Maine	11/9/07
	8	Danielle Edwards	A	Louisiana Tech	12/4/17

Double Figures In Scoring And Assists In A Single Game By A Clemson Player

Player	Date	Opponent	Points	Assists
Drema Greer	12/17/77	H-Appalachian St.	13	11
Bobbie Mims	2/5/77	A-Charleston Southern	18	11
	2/26/77	H-Gardner Webb	20	12
	12/5/79	H-Louisville	10	10
	1/12/80	H-Miss. Univ. for Women	18	11
Jenny Lyerly	1/16/82	H-Francis Marion	10	10
Denise Marshall	11/26/83	N-Stephen F. Austin	19	13
	1/23/84	H-Pittsburgh	10	10
	3/22/84	N-Illinois State	16	11
Melinda Ashworth	2/15/86	H-North Carolina	14	10
Nickey Lynch	12/20/86	H-Alabama	16	10
Becky Hollaway	1/4/89	H-N.C. State	11	10
	2/18/89	A-Virginia	17	10
	2/27/89	H-DePaul	20	10
Ramona O'Neal	1/6/89	H-Maryland	17	10
Cheron Wells	1/15/92	H-Florida State	24	10
	2/12/92	H-South Carolina	12	12
Ito Umoh	1/11/98	H-Maryland	12	11
	12/2/98	H-N.C. State	27	10
	1/7/99	H-Florida State	15	11
	1/17/99	H-Wake Forest	12	10
Tasha Taylor	2/24/05	H-Georgia Tech	13	10
	11/26/05	A-Memphis	14	12
	12/23/05	H-Savannah State	15	13
Lele Hardy	11/14/07	H-Duquesne	13	10

Clemson's 20-20 Club

20 Points and 20 Rebounds in the same game

Pts	Reb	Name	Site	Opponent	Date
29	22	Janet Forester	A	South Carolina	1/10/76
25	20	Donna Forester	H	Appalachian State	12/17/77
30	21	Barbara Kennedy	H	Wake Forest	2/12/81
25	20	Barbara Kennedy	N	Missouri	11/28/81
22	21	Barbara Kennedy	N	Miami	12/19/81
39	22	Barbara Kennedy	H	TN-Chattanooga	1/30/82
33	21	Barbara Kennedy	N	North Carolina	2/27/82
27	20	Jackie Farmer	N	Alabama State	11/27/90

Consecutive Free Throws Made

Rk.	No.	Name	Dates	# of Games
1.	29	Janet Knight	Feb. 23-March 4, 1983	5
2.	26	Danielle Edwards	Jan. 2-Feb. 12, 2017	13
3.	25	Chrissy Floyd	Dec. 30, 2000-Feb. 1, 2001	10
4.	24	Tara Saunooke	Dec. 20, 1994-Jan. 8, 1995	6
	24	Amy Geren	Feb. 7, 1999-Feb. 18, 1999	4
6.	23	Amy Geren	Jan. 20-Feb. 15, 1996	9
	23	Ito Umoh	Feb. 27-March 16, 1998	6
8.	22	Amy Geren	Feb. 7-Feb. 22, 1998	6
9.	19	Melinda Ashworth	Jan. 4-Jan. 11, 1986	2
	19	Nikki Blassingame	Feb. 5-Feb. 22, 1998	7

TEAM RECORDS

Points

Rk.	Pts.	Site	Opponent	Opp. Score	Date
1.	136	H	Gardner-Webb	39	2/26/77
2.	118	H	Francis Marion	64	12/9/78
	118	H	Duke	59	1/11/78
4.	113	H	Charleston So.	48	11/30/91
5.	112	H	Clafin	53	2/24/79
6.	111	H	Wake Forest	59	1/17/79
	111	H	Duke	56	1/9/80
8.	110	A	App State	81	12/5/77
	110	N	W. Kentucky	106	3/24/84
10.	109	N	Mercer	66	12/20/77

Highest Scoring Halves

Rk.	Pts.	Site	Opponent	Half	CU-Opp	Date
1.	69	H	Gardner Webb	1st	136-39	2/26/77
2.	67	H	Gardner Webb	2nd	136-39	2/26/77
3.	64	H	Charleston So.	2nd	104-36	12/4/76
	64	H	Francis Marion	2nd	118-64	12/9/78
5.	63	H	Duke	2nd	111-56	1/9/80
	63	H	Charleston So.	2nd	113-48	11/30/91
7.	62	H	Erskine	2nd	89-57	2/23/78
	62	H	Duke	1st	118-59	1/11/78
9.	61	H	Clafin	2nd	112-53	2/24/79
	61	H	Wofford	1st	101-59	11/20/98

Field Goals Made

Rk.	No.	Att	Site	Opponent	Date
1.	64	113	H	Gardner-Webb	2/26/77
2.	52	85	H	Duke	1/11/78
3.	50	86	H	Francis Marion	12/9/78
	50	90	A	Wake Forest	12/1/79
	50	92	H	Duke	1/9/80
6.	49	91	H	App State	12/17/77
	49	91	H	Wake Forest	1/17/79
8.	48	91	H	Clafin	2/24/79
	48	94	H	Erskine	2/17/82
10.	47	79	A	Wake Forest	12/5/77

Field Goal Attempts

Rk.	No.	Made	Site	Opponent	Date
1.	113	64	H	Gardner-Webb	2/26/77
2.	107	43	H	Baptist	12/4/76
3.	96	42	H	App State	12/2/81
4.	95	42	H	Winthrop	1/29/77
5.	94	48	H	Erskine	2/17/82
6.	93	42	H	Berry College	12/8/79
7.	92	50	H	Duke	1/9/80
	92	35	A	Cal-Berkeley	1/4/81
9.	91	49	H	App State	12/17/77
	91	49	H	Wake Forest	1/17/79
	91	48	H	Clafin	2/24/79
	91	38	H	SC State	12/2/87

Field Goal Percentage

Rk.	Pct.	FG-FGA	Site	Opponent	Date
1.	.642	43-67	A	Nebraska	11/24/84
2.	.625	35-56	A	Duke	1/28/94
3.	.612	52-85	A	Duke	1/11/78
4.	.609	42-69	H	Lander	2/13/78
5.	.607	37-61	N	W. Kentucky	2/24/84
6.	.606	40-66	A	Duke	1/10/92
7.	.603	44-73	N	E. Tenn. State	3/25/95
	.603	35-58	H	Furman	12/14/02
9.	.597	46-77	H	Presbyterian	12/4/85
	.597	37-62	A	North Carolina	1/22/86

Field Goal Percentage (in a half)

Rk.	Pct.	Site	Opponent	Half	FG-FGA	Date
1.	.750	N	Providence	2nd	15-20	12/19/12
2.	.737	H	Presbyterian	1st	28-38	12/4/85
3.	.731	A	Georgia Tech	2nd	9-26	2/22/98
4.	.696	H	Clafin	2nd	23-33	12/7/77
5.	.689	N	W. Kentucky	2nd	20-29	3/24/84
6.	.686	A	Nebraska	2nd	24-35	11/24/84
7.	.680	H	Duke	2nd	17-25	2/16/97
8.	.677	A	Maryland	2nd	21-31	2/10/96
9.	.667	H	Col. of Char.	1st	20-30	2/23/80
	.667	N	Middle Tenn.	2nd	20-30	11/29/85
	.667	A	James Madison	2nd	16-24	3/18/88
	.667	N	North Carolina	2nd	12-18	3/1/96
	.667	H	Randford	2nd	12-18	12/16/12
	.667	A	Syracuse	1st	18-27	1/23/14

Worst Field Goal Percentage

Rk.	Pct.	FG-FGA	Site	Opponent	Date
1.	.204	10-49	A	Connecticut	3/19/00
2.	.205	9-44	H	Virginia Tech	1/2/12
3.	.214	15-70	H	Florida State	1/20/08
4.	.224	19-85	N	Tennessee	3/10/77
5.	.230	14-61	H	Pittsburgh	2/1/18
6.	.231	15-65	H	Duke	2/21/00
7.	.232	16-69	H	South Carolina	12/22/07
8.	.234	11-47	A	Middle Tenn.	12/03/14
9.	.239	11-46	A	South Carolina	11/18/12
10.	.243	17-70	A	North Carolina	2/7/08

3-Point Field Goals

Rk.	No.	Att	Site	Opponent	Date
1.	12	22	H	SC State	12/14/13
2.	11	20	A	Furman	11/27/91
	11	17	H	NC State	2/8/92
	11	16	H	Furman	12/14/02
	11	26	H	South Carolina	11/21/03
	11	20	H	Kennesaw State	11/21/10
	11	17	H	NC Central	12/18/11
	11	31	H	North Dakota	12/13/14
	11	29	A	Boston College	02/05/15
10.	10	21	A	Georgia Tech	1/26/02
	10	26	A	South Carolina	12/3/04
	10	21	H	Maryland	2/6/05
	10	23	H	Wagner	12/18/05
	10	19	H	Charleston So.	11/14/10
	10	18	H	Virginia	1/30/11
	10	21	A	Florida State	2/27/11

3-Point Field Goal Attempts

Rk.	No.	Made	Site	Opponent	Date
1.	31	11	H	North Dakota	12/13/14
2.	29	7	H	North Carolina	2/10/11
	29	11	A	Boston College	02/05/15
4.	28	9	H	Louisiana Tech	11/22/16
5.	27	9	A	Youngstown State	12/19/03
	27	8	N	Baylor	12/20/10
7.	26	11	H	South Carolina	11/21/03
	26	10	A	South Carolina	12/3/04
9.	25	5	N	Penn State	12/19/99
	25	6	H	UNC-Greensboro	12/30/99

3-Point Field Goal Percentage (min. 10 attempts)

Rk.	Pct.	FG-FGA	Site	Opponent	Date
1.	.750	9-12	A	Boston College	2/16/19
2.	.750	9-12	N	Pacific	3/24/95
3.	.688	11-16	H	Furman	12/14/02
4.	.647	11-17	H	NC State	2/8/92
5.	.643	9-14	H	Virginia	2/25/07
6.	.636	7-11	A	Florida State	12/16/97
	.636	7-11	H	Wofford	11/20/99
8.	.615	8-13	N	Duke	2/28/99
9.				several games tied with a .600 percentage	

Free Throws Made

Rk.	No.	Att	Site	Opponent	Date
1.	38	44	A	NC State	1/5/01
2.	36	51	N	W. Kentucky	3/24/84
3.	35	41	H	Virginia	1/11/86
4.	33	57	N	Duke	3/3/90
5.	32	42	H	NC State	12/11/76
6.	31	41	N	Georgia Tech	3/4/89
	31	38	H	Wake Forest	2/21/87
8.	30	43	A	North Carolina	2/24/90
	30	40	H	SC State	1/30/91
	30	37	H	Virginia	1/2/03

Free Throw Attempts

Rk.	No.	Made	Site	Opponent	Date
1.	57	33	N	Duke	3/3/90
2.	51	36	N	W. Kentucky	3/24/84
3.	46	28	H	East Carolina	11/16/01
4.	44	38	A	NC State	1/5/01
5.	43	28	A	Mississippi State	12/15/83
	43	30	A	North Carolina	2/24/90
7.	42	32	H	NC State	12/11/76
	42	28	H	Virginia	2/23/83
	42	29	N	North Carolina	3/1/99
10.	41	31	N	Georgia Tech	3/4/89
	41	35	H	Virginia	1/11/86
	41	26	H	Virginia	1/2/99
	41	26	H	Coastal Carolina	11/11/16

Free Throw Percentage (min. 15 attempts)

Rk.	Pct.	Made-Att	Site	Opponent	Date
1.	.952	20-21	H	Wake Forest	1/15/06
2.	.947	18-19	A	Tennessee	1/21/82
	.947	18-19	N	Georgia Tech	3/5/09
4.	.941	16-17	A	Georgia Tech	1/26/02
5.	.933	14-15	A	Erskine	1/21/77
	.933	14-15	N	Maryland	3/7/03
	.933	14-15	H	North Carolina	1/8/09
8.	.913	21-23	A	Wake Forest	2/11/01
10.	.897	26-29	H	SC State	12/29/94

Worst Free Throw Percentage

Rk.	Pct.	Made-Att	Site	Opponent	Date
1.	.000	0-2	H	Erskine	2/1/77
	.000	0-5	H	Georgia Southern	2/1/89
	.000	0-2	A	UNLV	12/19/13
4.	.125	1-8	A	Virginia	2/12/12
5.	.143	1-7	N	Duke	2/8/79
	.143	1-7	A	Virginia	1/7/18
6.	.200	1-5	H	Notre Dame	1/31/19
7.	.250	3-12	A	UConn	11/29/10
8.	.28	4-14	H	Duke	12/1/82
9.	.286	2-7	A	Virginia Tech	2/9/06
	.286	6-21	H	UAB	12/30/11

Rebounds

Rk.	No.	Site	Opponent	Date
1.	88	H	Gardner-Webb	2/26/77
2.	85	H	Charleston Southern	12/4/76
3.	80	H	Columbia College	12/1/76
4.	75	A	Columbia College	2/12/77
5.	72	A	Furman	1/26/77
	72	N	National	12/5/81
	72	N	Cleveland State	11/30/85
8.	69	H	Clafin	2/24/78
	69	H	Appalachian State	12/17/77
9.	68	H	Yale	1/13/78
	68	H	Wake Forest	1/28/81

TEAM RECORDS

Fewest Rebounds

Rk.	No.	Site	Opponent	Date
1.	17	A	Massachusetts	11/25/01
2.	19	H	Duke	2/6/14
	19	H	Louisville	2/12/15
4.	21	A	Virginia	1/31/99
5.	22	A	Maryland	3/1/94
	22	A	Duke	1/28/01
	22	A	Georgia Tech	1/26/02
	22	H	Boston College	1/28/08
	22	A	Miami	1/15/15
	22	H	NC State	1/28/18

Rebound Margin

Rk.	No.	CU-Opp.	Site	Opponent	Date
1.	+51	88-37	H	Gardner-Webb	2/26/77
2.	+43	85-42	H	Char. Southern	12/4/76
3.	+36	66-30	H	Francis Marion	12/9/78
	+36	66-30	H	Providence	3/16/91
5.	+35	80-45	H	Columbia	12/1/76
	+35	72-37	N	Cleveland State	11/30/85
7.	+34	69-35	H	App State	12/17/77
	+34	72-38	N	National	12/5/81
9.	+32	55-23	H	UNC-Asheville	11/14/98
	+32	60-28	H	SC State	11/13/11

Offensive Rebounds

Rk.	No.	Site	Opponent	Date
1.	34	A	Furman	12/4/97
2.	31	A	Furman	11/27/91
3.	30	A	SC State	12/4/91
4.	29	A	Furman	12/2/92
	29	A	Florida State	2/19/97
	29	H	Furman	11/13/09
7.	28	N	Duke	3/3/90
	28	H	Providence	3/16/91
	28	H	NC State	1/3/93
	28	A	Charlotte	1/4/10

Assists

Rk.	No.	Site	Opponent	Date
1.	36	A	Furman	1/26/87
2.	35	H	Gardner-Webb	2/26/77
	35	H	Wake Forest	1/17/79
4.	34	H	Clafin	2/24/79
	34	A	Char. Southern	2/5/77
6.	33	H	South Carolina	1/24/83
	33	H	Virginia Tech	12/29/84
	33	H	SC State	12/29/94
9.	32	H	Erskine	2/17/82
10.	31	N	UNC-Charlotte	12/18/81

Turnovers

Rk.	No.	Site	Opponent	Date
1.	41	H	Maryland	1/12/85
2.	36	A	North Carolina	1/28/78
	36	A	Duke	1/26/11
4.	35	A	Nebraska	11/24/85
	35	H	Tennessee	11/29/78
	35	A	North Carolina	2/4/05
	35	A	Miami	1/14/11
	35	H	North Carolina	12/30/12
9.	32	N	Kansas	11/26/81
	32	A	UCLA	11/24/04

Fewest Turnovers

Rk.	No.	Site	Opponent	Date
1.	6	H	Alabama State	1/20/93
	6	N	Duke	3/3/96
	6	N	Oregon State	12/21/13
4.	7	H	Charleston So.	11/30/92
	7	A	North Carolina	1/4/04
	7	H	Winthrop	11/25/08
7.	8	A	Chattanooga	2/13/84
	8	A	Mississippi	11/16/98
	8	A	Wake Forest	2/18/99
	8	A	NJIT	1/2/14
	8	A	Georgia Tech	01/04/15

Blocked Shots

Rk.	No.	Site	Opponent	Date
1.	16	A	Furman	11/30/05
2.	14	H	Kansas State	1/5/83
3.	13	H	South Carolina	11/25/97
	13	H	UNC-Greensboro	12/30/98
	13	H	Mississippi	11/21/05
	13	H	Prairie View A&M	12/8/17
7.	12	A	DePaul	11/24/89
	12	A	Ohio	12/19/09
	12	H	NC Central	12/18/11
10.	11	H	Yale	1/13/78
	11	H	Maryland	12/11/82
	11	H	Duke	1/29/90
	11	A	Western Carolina	12/4/95
	11	A	Alaska-Anchorage	11/26/03
	11	H	Furman	11/13/09
	11	H	North Carolina A&T	1/3/11
	11	H	Jacksonville	12/2/12

Miscellaneous Team Records

Most Combined Points For Both Teams
216 vs. W. Kentucky (CU 110-WKY 106), 3/24/84 (OT)

Most Fouls By Clemson
39 vs. California, 12/20/90
39 vs. Penn State, 12/30/93

Fewest Points By Clemson
27 vs. Florida State, 1/15/17

Fewest Points By Opponent
26 by Florida State, 2/7/94
26 by UNC-Asheville, 11/14/98
26 by Lipscomb, 11/11/98

Fewest Points Clemson, First Half
9 vs. Florida State, 1/20/08
9 vs. Wake Forest, 1/24/10

Fewest Points Clemson, Second Half
13 vs. Duke, 1/27/12
13 vs. Florida State, 1/15/17

Most Points Opponent, First Half
61 by North Carolina, 1/6/06

Most Points Opponent, Second Half
63 by Maryland, 1/12/82

Fewest Points Opponent, First Half
9 by Alabama St., 1/20/93

Fewest Points Opponent, Second Half
10 by UNC-Asheville, 11/14/99



MISCELLANEOUS RECORDS

Most 20-Point Scorers In A Single Game By Clemson

No.	Opponent	Site	Date	Scorers
3	SC State	Clemson, SC	2/16/77	Bobbie Mims 22, Donna Forester 21, Janet Forester 20
3	Duke	Clemson, SC	1/11/78	Debra Buford 23, Donna Forester 22, Cissy Bristol 20
3	NC State	Clemson, SC	2/24/84	Janet Knight 22, Julie Larson 21, Jackie Jones 20
3	Georgia Tech	Atlanta, GA	1/9/85	Melinda Ashworth 22, Peggy Caple 22, Janet Knight 20
3	Georgia Tech	Clemson, SC	1/27/88	Karen Ann Jenkins 24, Louise Greenwood 20, Cheryl Nix 20

Most Double-Figure Scorers In A Single Game By Clemson

No.	Opponent	Site	Date	Scorers
7	Gardner-Webb	Clemson, SC	2/26/77	Donna Forester 22, Bobbie Mims 20, Susan Reynolds 18, Sally Black 14, Janet Forester 13, Imani Wilson 11, Sandy Ruff 10

Triple-Double By A Clemson Player

Player	Opponent	Date	Statistic
Peggy Caple	Kansas State	1/5/1983	19 Points, 10 Rebounds, 10 Blocked Shots
Itoero Umoh	Wake Forest	1/17/1999	12 Points, 11 Rebounds, 10 Assists

Most Points Scored By A Clemson Player Coming Off The Bench

Date	Points	Player	Opponent	Site
3/7/19	28 points	Aliyah Collier	Virginia Tech	Greensboro, NC
3/18/96	28 points	Amy Geren	S.F. Austin	Clemson, SC
2/27/98	28 points	Natasha Anderson	Florida State	Charlotte, NC
1/5/84	27 points	Jacqui Jones	Virginia	Charlottesville, VA
3/3/91	26 points	Cheron Wells	Virginia	Charlottesville, VA
12/06/14	26 points	Nikki Dixon	Tennessee Tech	Clemson, SC
3/5/83	25 points	Debbie Oraczewski	NC State	Fayetteville, NC
12/19/13	25 points	Kelly Gramlich	UNLV	Las Vegas, NV
11/23/14	25 points	Nikki Dixon	Furman	Clemson, SC
12/2/78	24 points	Gretchen Becker	Mercer	Macon, GA
1/17/79	24 points	Cissy Bristol	Wake Forest	Clemson, SC
12/14/13	24 points	Kelly Gramlich	SC State	Clemson, SC
11/27/14	24 points	Nikki Dixon	Ohio State	St. Thomas, USVI

Three Double-Figure Rebounders In A Single Game By Clemson

Date	Opponent	Site	Players
1/10/76	South Carolina	Columbia, SC	Doll Eadon 10, Janet Forester 22, Cookie Blackney 25
12/4/76	Baptist	Clemson, SC	Janet Forester 17, Donna Forester 10, Susan Reynolds 17
1/26/77	Furman	Greenville, SC	Kathy Wilson 10, Donna Forester 12, Bobbie Mims 13
2/9/77	Davidson	Davidson, NC	Janet Forester 11, Kathy Wilson 11, Donna Forester 12
2/12/77	Columbia College	Columbia, SC	Janet Forester 11, Donna Forester 25, Bobbie Mims 10
1/17/79	Wake Forest	Clemson, SC	Barbara Kennedy 12, Michelle McMillan 10, Debra Buford 13
1/23/80	Mercer	Clemson, SC	Barbara Kennedy 11, Sheila Cobb 14, Debra Buford 10
1/4/81	California	Berkeley, CA	Debra Buford 10, Annette Wise 22, Barbara Kennedy 15
12/5/81	National College	Pittsburgh, PA	Barbara Kennedy 17, Peggy Caple 17, Mary Anne Cubelic 11
2/13/83	Detroit	Greenville, NC	Janet Knight 12, Peggy Caple 10, Jacqui Jones 10
3/4/83	Duke	Fayetteville, NC	Jacqui Jones 11, Janet Knight 11, Peggy Caple 11
2/4/84	NC State	Raleigh, NC	Janet Knight 10, Peggy Caple 16, Julie Larson 11
11/29/85	Cleveland State	Lexington, KY	Louise Greenwood 12, Karen-Ann Jenkins 14, Julie Brickley 10
11/29/86	Northern Illinois	Minneapolis, MN	Julie Brickley 15, Karen-Ann Jenkins 13, Ramona O'Neal 12
2/22/89	Georgia Tech	Atlanta, GA	Michelle Bryant 16, Louise Greenwood 11, Ramona O'Neal 10
3/3/91	Virginia	Fayetteville, NC	Shandy Bryan 10, Jackie Farmer 13, Cheron Wells 10
1/4/97	Virginia	Charlottesville, VA	Natasha Anderson 10, Itoero Umoh 11, Laura Cottrell 11
1/2/99	Virginia	Clemson, SC	Joanie Mungro 12, Natasha Anderson 11, Itoero Umoh 10

Most Points Scored By A Clemson Player In Overtime

Player	Date	Opponent	Location	Points
Jaci Stimson	2/20/95	Duke	Durham, NC	9

Most Points Scored By A Clemson Player In A Single Half

Player	Date	Points	Half	Site	Opponent
Barbara Kennedy	2/24/79	28	2nd	H	Claflin
Barbara Kennedy	1/30/82	26	1st	H	TN-Chattanooga
Barbara Kennedy	1/12/82	23	2nd	A	Maryland
Barbara Kennedy	2/6/82	23	1st	A	South Carolina
Barbara Kennedy	3/12/82	22	2nd	A	Penn State
Lele Hardy	2/25/10	22	2nd	A	Virginia Tech

SINGLE-SEASON RECORDS

INDIVIDUAL RECORDS

Points

Rk.	Pts.	Name	Year
1.	908	Barbara Kennedy	1981-82
2.	853	Barbara Kennedy	1979-80
3.	811	Barbara Kennedy	1980-81
4.	659	Donna Forester	1977-78
5.	611	Donna Forester	1976-77
6.	594	Jessica Barr	1993-94
7.	571	Tara Saunooke	1994-95
8.	561	Shandy Bryan	1992-93
9.	547	Mary Anne Cubelic	1981-82
	547	Janet Forester	1975-76

Points Per Game

Rk.	Avg.	Name	Year
1.	29.3	Barbara Kennedy	1981-82
2.	26.2	Barbara Kennedy	1980-81
3.	23.7	Barbara Kennedy	1979-80
4.	22.8	Janet Forester	1975-76
5.	20.6	Donna Forester	1977-78
6.	20.1	Janet Knight	1984-85
7.	19.8	Jessica Barr	1993-94
8.	19.7	Donna Forester	1976-77
9.	18.7	Shandy Bryan	1992-93
	18.7	Barbara Kennedy	1978-79

Rebounds

Rk.	Reb.	Name	Year
1.	400	Donna Forester	1976-77
	400	Barbara Kennedy	1981-82
3.	371	Sheila Cobb	1979-80
4.	366	Donna Forester	1977-78
5.	310	Peggy Caple	1981-82
6.	306	Barbara Kennedy	1980-81
7.	301	Janet Forester	1975-76
8.	298	Barbara Kennedy	1979-80
9.	293	Sandy Bishop	1984-85
10.	285	Jackie Farmer	1989-90
	285	Jackie Farmer	1990-91

Rebounds Per Game

Rk.	Avg.	Name	Year
1.	12.9	Barbara Kennedy	1981-82
	12.9	Donna Forester	1976-77
3.	12.5	Janet Forester	1975-76
4.	11.4	Donna Forester	1977-78
5.	11.0	Jackie Farmer	1990-91
6.	10.9	Sandy Bishop	1984-85
7.	10.9	Doll Eadon	1975-76
8.	10.3	Sheila Cobb	1979-80
9.	9.9	Barbara Kennedy	1980-81
10.	9.7	Peggy Caple	1981-82

Offensive Rebounds (since 1986-87)

Rk.	Reb.	Name	Year
1.	147	Jackie Farmer	1990-91
2.	129	Jackie Farmer	1989-90
3.	120	Michelle Bryant	1988-89
4.	104	Jessica Barr	1993-94
	104	Laura Cottrell	1994-95
	104	Nikki Blassingame	1998-99

Field Goals Made

Rk.	FG	Name	Year
1.	392	Barbara Kennedy	1981-82
2.	382	Barbara Kennedy	1979-80
3.	348	Barbara Kennedy	1980-81
4.	290	Donna Forester	1977-78
5.	245	Donna Forester	1976-77

Field Goals Attempted

Rk.	FGA	Name	Year
1.	760	Barbara Kennedy	1981-82
2.	729	Barbara Kennedy	1979-80
3.	722	Barbara Kennedy	1980-81
4.	568	Donna Forester	1977-78
5.	529	Donna Forester	1976-77

Field Goal Percentage (min. 5 fg/game)

Rk.	Pct.	Name	Year
1.	.574	Julie Brickley	1983-84
2.	.562	Karen Ann Jenkins	1987-88
3.	.560	Janet Knight	1983-84
4.	.557	Julie Brickley	1985-86
5.	.556	Karen Ann Jenkins	1985-86

3-Point Field Goals Made

Rk.	3FG	Name	Year
1.	80	Kendall Spray	2019-20
2.	73	Tara Saunooke	1994-95
3.	70	Amy Geren	1997-98
4.	68	Sthefany Thomas	2010-11
5.	67	Tara Saunooke	1993-94

3-Point Field Goals Attempted

Rk.	3FGA	Name	Year
1.	228	Kendall Spray	2019-20
2.	208	Sthefany Thomas	2010-11
3.	186	Kelly Gramlich	2013-14
4.	180	Tara Saunooke	1994-95
5.	179	Tiffany Lewis	2014-15

3-Point Field Goal Percentage

Rk.	Pct.	Name	Year
1.	.471	Kerry Boyatt	1989-90
2.	.469	Tara Saunooke	1991-92
3.	.458	Marci Glenney	2001-02
4.	.454	Tara Saunooke	1992-93
5.	.444	Cheron Wells	1991-92

3-Point Field Goals Per Game

Rk.	Avg.	Name	Year
1.	2.67	Kendall Spray	2019-20
2.	2.28	Tara Saunooke	1994-95
3.	2.27	Sthefany Thomas	2010-11
4.	2.23	Tara Saunooke	1993-94
5.	2.17	Kirstyn Wright	2010-11

Free Throws Made

Rk.	FT	Name	Year
1.	149	Nikki Dixon	2014-15
2.	147	Lakeia Stokes	2003-04
3.	132	Kerry Boyatt	1989-90
4.	127	Melinda Ashworth	1985-86
5.	124	Barbara Kennedy	1981-82

Free Throws Attempted

Rk.	FTA	Name	Year
1.	197	Lakeia Stokes	2003-04
2.	193	Nikki Dixon	2014-15
3.	178	Kerry Boyatt	1989-90
4.	175	Barbara Kennedy	1980-81
5.	172	Barbara Kennedy	1981-82

Free Throw Percentage (min. 2.5 ft/g)

Rk.	Pct.	Name	Year
1.	.876	Amy Geren	1997-98
2.	.866	Amy Geren	1995-96
3.	.855	Amy Geren	1998-99
4.	.846	Tara Saunooke	1994-95
5.	.842	Cissy Bristol	1978-79

Assists

Rk.	Ast.	Name	Year
1.	204	Drema Greer	1978-79
2.	195	Drema Greer	1977-78
	195	Bobbie Mims	1979-80
4.	190	Susan Fehling	1987-88
5.	182	Jennie Lyrly	1981-82
	182	Ito Umoh	1998-99

Assists Per Game

Rk.	Avg.	Name	Year
1.	6.8	Drema Greer	1978-79
2.	6.4	Vicki Burton	1975-76
	6.4	Susan Fehling	1984-85
	6.4	Vicki Burton	1975-76
5.	6.3	Susan Fehling	1987-88

Blocked Shots

Rk.	BS	Name	Year
1.	84	Peggy Caple	1982-83
2.	76	Peggy Caple	1983-84
3.	72	Lindsey Mason	2011-12
4.	70	Peggy Caple	1984-85
5.	69	Jackie Farmer	1989-90

Blocked Shots Per Game

Rk.	Avg.	Name	Year
1.	2.9	Peggy Caple	1982-83
2.	2.6	Peggy Caple	1984-85
	2.6	Lindsey Mason	2011-12
4.	2.5	Peggy Caple	1983-84
5.	2.3	Jackie Farmer	1990-91

Steals

Rk.	St.	Name	Year
1.	123	Ramona O'Neal	1988-89
2.	111	Lele Hardy	2009-10
3.	106	Lele Hardy	2008-09
4.	98	Lele Hardy	2006-07
5.	95	Barbara Kennedy	1979-80

Steals Per Game

Rk.	Avg.	Name	Year
1.	4.0	Ramona O'Neal	1988-89
2.	3.6	Lele Hardy	2009-10
3.	3.4	Lele Hardy	2008-09
4.	3.3	Lele Hardy	2006-07
5.	3.0	Barbara Kennedy	1981-82

Minutes Played

Rk.	Min.	Name	Year
1.	1160	Barbara Kennedy	1979-80
2.	1119	Barbara Kennedy	1981-82
3.	1103	Chelsea Lindsay	2013-14
4.	1053	Chrissy Floyd	2002-03
5.	1052	Chrissy Floyd	2000-01

Minutes Played Per Game

Rk.	Avg.	Name	Year
1.	36.4	Janet Knight	1984-85
2.	36.3	Chrissy Floyd	2002-03
3.	36.1	Barbara Kennedy	1981-82
4.	35.3	Barbara Kennedy	1980-81
5.	34.5	Chelsea Lindsay	2013-14

Assist/Turnover Ratio (min. 50 assists)

Rk.	Ratio	Ast	TO	Player	Year
1.	2.16	119	55	Mary Anne Cubelic	1980-81
2.	2.07	182	88	Ito Umoh	1998-99
3.	1.81	161	89	Denise Marshall	1983-84
4.	1.75	93	53	Jackie Mattress	1990-91
5.	1.69	66	39	Renee Williams	1987-88
	1.69	66	39	Chelsea Lindsay	2014-15

TEAM RECORDS

Wins

Rk.	No.	Year
1.	26	1998-99
2.	25	1997-98
3.	24	1979-80
4.	23	1980-81
	23	1995-96

Winning Percentage

Rk.	Pct.	W-L	Year
1.	.813	26-6	1998-99
2.	.758	25-8	1997-98
3.	.742	23-8	1980-81
	.742	23-8	1995-96
5.	.709	22-9	1976-77

Games Played

Rk.	No.	Year
1.	36	1979-80
2.	33	2018-19
	33	1990-91
	33	1997-98
4.	32	1977-78
	32	1981-82
	32	1989-90
	32	1994-95
	32	1998-99
	32	2013-14

Field Goals Made

Rk.	FG	Year
1.	1257	1979-80
2.	1160	1977-78
3.	1093	1981-82
4.	1068	1976-77
5.	1003	1978-79

Field Goals Attempted

Rk.	FGA	Year
1.	2685	1979-80
2.	2433	1977-78
3.	2416	1976-77
4.	2402	1981-82
5.	2273	1980-81

Field Goal Percentage

Rk.	Pct.	FG-FGA	Year
1.	.487	890-1827	1984-85
2.	.482	883-1833	1985-86
3.	.477	1160-2433	1977-78
4.	.469	993-2118	1983-84
5.	.468	1257-2685	1979-80

3-Point Field Goals Made

Rk.	3FG	Year
1.	191	2010-11
2.	160	2014-15
3.	159	1991-92
	159	1992-93
5.	155	2004-05
6.	154	2005-06

3-Point Field Goals Attempted

Rk.	3FGA	Year
1.	568	2010-11
2.	549	2014-15
3.	504	2004-05
4.	487	2008-09
5.	478	2009-10

3-Point Field Goal Percentage

Rk.	Pct.	3FG-3FGA	Year
1.	.426	55-129	1989-90
2.	.403	159-395	1991-92
3.	.375	100-267	1994-95
4.	.371	98-264	1990-91
5.	.367	113-308	1993-94

Free Throws Made

Rk.	FT	Year
1.	535	1994-95
2.	533	1998-99
3.	505	1983-84
4.	495	1989-90
5.	492	1997-98

Free Throws Attempted

Rk.	FTA	Year
1.	788	1989-90
2.	764	1998-99
3.	754	1983-84
4.	747	1994-95
5.	739	1995-96

Free Throw Percentage

Rk.	Pct.	FT-FTA	Year
1.	.745	357-479	2014-15
2.	.716	535-747	1994-95
3.	.712	481-676	2000-01
4.	.709	305-430	2004-05
5.	.706	329-466	2008-09

Rebounds

Rk.	Reb.	Year
1.	1692	1976-77
2.	1650	1977-78
3.	1634	1979-80
4.	1440	1981-82
5.	1415	1980-81

Rebound Average

Rk.	Avg.	Year
1.	54.6	1976-77
2.	54.0	1975-76
3.	51.6	1977-78
4.	45.6	1980-81
5.	45.4	1979-80

Rebound Margin

Rk.	No.	Year
1.	+8.5	1976-77
2.	+7.9	1977-78
3.	+6.9	1994-95
4.	+5.9	1984-85
5.	+5.8	1998-99

Assists

Rk.	Ast	Year
1.	719	1979-80
2.	658	1976-77
3.	649	1981-82
4.	604	1983-84
5.	558	1984-85

Steals

Rk.	St.	Year
1.	410	1979-80
2.	385	1978-79
3.	378	1977-78
4.	365	1988-89
5.	355	1990-91

Blocked Shots

Rk.	BS	Year
1.	169	2011-12
2.	162	1989-90
3.	156	2009-10
4.	147	2005-06
5.	144	2017-18

Points

Rk.	Pts.	Year
1.	2932	1979-80
2.	2714	1977-78
3.	2533	1976-77
4.	2516	1981-82
5.	2491	1983-84

Scoring Average

Rk.	Avg.	Year
1.	85.1	1977-78
2.	81.7	1976-77
3.	81.4	1979-80
4.	80.4	1983-84
5.	80.1	1984-85

Scoring Margin

Rk.	No.	Year
1.	+15.5	1976-77
2.	+14.4	1998-99
3.	+13.2	1977-78
4.	+11.2	1994-95
5.	+10.9	1978-79

Clemson's Career Clubs

1400 Points/700 Rebound/100 Blocks				
Name	Years	Points	Rebounds	Blocks
Barbara Kennedy	1978-82	3113	1252	128
Kobi Thornton	2016-20	1440	772	143

1200 Points/800 Rebounds			
Name	Years	Points	Rebounds
Barbara Kennedy	1978-82	3113	1252
Shandy Bryan	1989-93	1631	874
Louise Greenwood	1985-89	1268	858
Lele Hardy	2006-10	1571	933

1000 Points/500 Rebounds			
Name	Years	Points	Rebounds
Barbara Kennedy	1978-82	3113	1252
Janet Knight	1982-86	1795	565
Shandy Bryan	1989-93	1631	874
Nikki Dixon	2014-15	1598	532
Lele Hardy	2006-09	1571	933
Karen Ann Jenkins	1985-89	1514	687
Bobbie Mims	1976-80	1448	630
Ito Umoh	1995-99	1409	543
Donna Forester	1976-78	1270	766
Louise Greenwood	1985-89	1268	859
Peggy Caple	1981-85	1173	1087
Laura Cottrell	1993-97	1108	808
Natasha Anderson	1995-99	1033	539
Kobi Thornton	2016-19	1033	593
Janet Forester	1975-77	1008	524

1400 Points/200 Assists			
Name	Years	Points	Assists
Janet Knight	1982-86	1795	301
Mary Anne Cubelic	1979-83	1501	392
Bobbie Mims	1976-80	1448	392
Kerry Boyatt	1989-93	1422	461
Tara Saunooke	1991-95	1462	255
Ito Umoh	1995-99	1409	459
Chrissy Floyd	1999-03	1937	244
Lele Hardy	2006-10	1571	340
Nikki Dixon	2014-15	1598	279

Points Scored

Rk.	Name	Yrs.	Years	GP	Avg.	Points
1.	Barbara Kennedy	4	1978-82	127	24.5	3113
2.	Chrissy Floyd	4	1999-03	120	16.1	1937
3.	Janet Knight	4	1982-86	114	15.7	1795
4.	Shandy Bryan	4	1989-93	126	12.9	1631
5.	Nikki Dixon	4	2011-15	119	13.7	1598
6.	Lele Hardy	4	2006-10	123	12.8	1571
7.	Karen Ann Jenkins	4	1985-89	111	13.6	1514
8.	Mary Anne Cubelic	4	1979-83	119	12.6	1501
9.	Tara Saunooke	4	1991-95	121	12.1	1462
10.	Bobbie Mims	4	1976-80	126	11.5	1448
11.	Kobi Thornton	4	2016-20	120	12.0	1440
12.	Kerry Boyatt	4	1989-93	121	11.8	1422
13.	Ito Umoh	4	1995-99	126	11.2	1409
14.	Amy Geren	4	1995-99	125	11.2	1402
15.	Danielle Edwards	4	2015-19	124	10.3	1274
16.	Donna Forester	2	1976-78	63	20.2	1270
17.	Louise Greenwood	4	1985-89	112	11.3	1268
18.	Cissy Bristol	5	1977-82	104	11.8	1229
19.	Peggy Caple	4	1981-85	119	9.9	1173
20.	Laura Cottrell	4	1993-97	119	9.3	1108
21.	Sthefany Thomas	4	2007-11	120	9.1	1088
22.	D'Lessa Lloyd	4	2004-08	109	9.6	1049
23.	Natasha Anderson	4	1995-99	125	8.3	1033
24.	Melinda Ashworth	4	1983-86	111	9.2	1024
25.	Janet Forester	2	1975-77	55	18.3	1008

Scoring Average (min. two years)

Rk.	Name	Yrs.	Years	GP	Points	Avg.
1.	Barbara Kennedy	4	1978-82	127	3113	24.5
2.	Donna Forester	2	1976-78	63	1270	20.2
3.	Janet Forester	2	1975-77	55	1008	18.4
4.	Chrissy Floyd	4	1999-03	120	1937	16.1
5.	Janet Knight	4	1982-86	114	1795	15.7
6.	Jessica Barr	2	1992-94	58	865	14.9
7.	Cheron Wells	2	1990-92	64	930	14.5
8.	Sandy Bishop	2	1983-85	58	827	14.3
9.	Stephanie Ridgeway	2	1994-96	62	872	14.1
10.	Jacqui Jones	2	1983-85	51	697	13.7

Rebounds

Rk.	Name	Yrs.	Years	GP	Avg.	Reb.
1.	Barbara Kennedy	4	1978-82	127	9.9	1252
2.	Peggy Caple	4	1981-85	119	9.1	1087
3.	Lele Hardy	4	2006-10	123	7.6	933
3.	Shandy Bryan	4	1989-93	126	6.9	874
4.	Louise Greenwood	4	1985-89	112	7.7	859
5.	Laura Cottrell	4	1993-97	119	6.8	808
6.	Kobi Thornton	4	2016-20	120	6.4	772
7.	Donna Forester	2	1976-78	63	12.2	766
8.	Debra Buford	4	1977-81	127	5.3	735
9.	Erin Batth	4	1997-01	121	6.0	722
10.	Karen Ann Jenkins	4	1985-89	111	6.2	687
11.	Aliyah Collier	4	2015-19	102	6.6	678
12.	Quinyotta Pettaway	4	2010-14	107	6.3	675
13.	Amanda White	4	2002-06	115	5.5	633
14.	Bobbie Mims	4	1976-80	126	5.0	630
15.	Jasmine Tate	4	2007-11	116	4.9	573
16.	Jackie Farmer	2	1989-91	58	9.8	570
17.	Janet Knight	4	1982-86	114	5.0	565
18.	Jeanette Davis	4	1994-98	125	4.4	555
19.	Ito Umoh	4	1995-99	126	4.3	543
20.	Natasha Anderson	4	1995-99	125	4.3	539
21.	Nikki Blassingame	4	1995-99	126	4.3	537
22.	Jaci Stimson	4	1993-97	115	4.7	535
23.	Nikki Dixon	4	2011-15	119	4.5	532
24.	Janet Forester	2	1975-77	55	9.5	524
25.	Annette Wise	5	1978-83	127	4.0	514

Rebound Average (min. 40 games)

Rk.	Name	Yrs.	Years	GP	Reb.	Avg.
1.	Donna Forester	2	1976-78	63	766	12.2
2.	Barbara Kennedy	4	1978-82	127	1252	9.9
3.	Jackie Farmer	2	1989-91	58	570	9.8
4.	Sheila Cobb	4	1979-83	47	448	9.53
5.	Janet Forester	2	1975-77	55	524	9.52
6.	Peggy Caple	4	1981-85	119	1087	9.1
7.	Sandy Bishop	2	1983-85	58	506	8.7
8.	Jacqui Jones	2	1982-84	51	408	8.1
9.	Michelle Bryant	2	1987-89	56	448	8.0
10.	Louise Greenwood	4	1985-89	112	859	7.7

Games Played

Rk.	Name	Yrs	Years	Min	Min/G	GP
1.	Debra Buford	4	1977-81	NA	NA	127
	Barbara Kennedy	4	1978-82	NA	NA	127
	Annette Wise	5	1978-83	NA	NA	127
4.	Bobbie Mims	4	1976-80	NA	NA	126
	Shandy Bryan	4	1989-93	3246	25.8	126
	Ito Umoh	4	1995-99	3388	26.9	126
	Nikki Blassingame	4	1995-99	2025	16.1	126
8.	Jeanette Davis	4	1994-98	2885	23.1	125
	Courtney Johnson	4	1988-92	2893	23.1	125
	Amy Geren	4	1995-99	2832	22.7	125
	Natasha Anderson	4	1995-99	2540	20.3	125

Games Started

Rk.	Name	Yrs	Years	GP	Starts
1.	Danielle Edwards	4	2015-19	124	123

Field Goals Made

Rk.	Name	Yrs.	Years	GP	FG/G	FGM
1.	Barbara Kennedy	4	1978-82	127	10.62	1349
2.	Chrissy Floyd	4	1999-03	120	6.48	778
3.	Janet Knight	4	1982-86	114	6.41	731
4.	Shandy Bryan	4	1989-93	126	5.24	661
5.	Mary Anne Cubelic	4	1979-83	119	5.51	651
6.	Karen Ann Jenkins	4	1985-89	111	5.83	647
7.	Bobbie Mims	4	1976-80	126	4.95	624
8.	Kobi Thornton	4	2016-20	120	5.19	623
9.	Lele Hardy	4	2006-10	123	4.69	577
10.	Nikki Dixon	4	2011-15	117	4.51	537

Field Goals Attempted

Rk.	Name	Yrs.	Years	GP	FGA/GM	FGA
1.	Barbara Kennedy	4	1978-82	127	21.2	2688
2.	Chrissy Floyd	4	1999-03	120	14.7	1763
3.	Lele Hardy	4	2006-10	123	12.5	1534
4.	Mary Anne Cubelic	4	1979-83	119	12.5	1491
5.	Janet Knight	4	1982-86	114	12.2	1393
6.	Shandy Bryan	4	1989-93	126	10.5	1328
7.	Kobi Thornton	4	2016-20	120	10.9	1315
8.	Nikki Dixon	4	2011-15	117	11.0	1309
9.	Bobbie Mims	4	1976-80	126	10.1	1275
10.	Danielle Edwards	4	2015-19	124	10.1	1258

Field Goal Percentage (min. 200 made)

Rk.	Name	Yrs.	Years	FGM	FGA	Pct.
1.	Julie Brickley	3	1984-86	338	625	.541
2.	Karen Ann Jenkins	4	1985-89	647	1202	.538
3.	Jessica Barr	2	1992-94	341	645	.528
4.	Janet Knight	4	1982-86	731	1393	.525
5.	Sheila Cobb	4	1979-83	212	410	.517
6.	Sandy Bishop	4	1983-85	334	655	.510
7.	Jaci Stimson	3	1993-96	260	513	.507
8.	Jackie Farmer	2	1989-91	294	582	.505
9.	Barbara Kennedy	4	1978-82	1349	2688	.502
10.	Nikki Blassingame	4	1995-99	296	590	.502

3-Point Field Goals Made

Rk.	Name	Yrs.	Years	GP	3FGA	3FGM
1.	Tara Saunooke	4	1991-95	121	586	252
2.	Amy Geren	4	1995-99	125	558	199
3.	Kerry Boyatt	4	1989-93	121	450	178
4.	Sthefany Thomas	4	2007-11	120	508	156
5.	Julie Talley	4	2002-06	111	402	152
6.	Kirstyn Wright	4	2007-11	112	438	138
7.	Kelly Gramlich	3	2011-14	90	389	130
8.	Julie Aderhold	4	2000-04	108	359	125
9.	Chrissy Floyd	4	1999-03	120	397	124
10.	Lele Hardy	4	2006-10	123	408	116

3-Point Field Goals Per Game (min. two years)

Rk.	Name	Yrs.	Years	GP	MD	3FG/G
1.	Tara Saunooke	4	1991-95	121	252	2.08
2.	Amy Geren	3	1995-99	125	199	1.59
3.	Tasha Phillips	2	2004-06	45	70	1.56
4.	Victoria Cardaci	3	2014-17	74	109	1.473
5.	Kerry Boyatt	4	1989-93	121	178	1.471
6.	Kelly Gramlich	3	2011-14	90	130	1.44
7.	Julie Talley	4	2002-06	111	152	1.37
8.	Nuria Forns	3	1997-01	124	94	1.32
9.	Sthefany Thomas	4	2007-11	120	156	1.30
10.	Julie Aderhold	3	2000-03	108	125	1.15

3-Point Field Goals Attempted

Rk.	Name	Yrs.	Years	GP	FGM	FGA
1.	Tara Saunooke	4	1991-95	121	252	586
2.	Amy Geren	4	1995-99	125	199	558
3.	Sthefany Thomas	4	2007-11	120	156	508
4.	Kerry Boyatt	4	1989-93	121	178	450
5.	Kirstyn Wright	4	2007-11	112	138	438
6.	Lele Hardy	4	2006-10	123	116	408

7.	Julie Talley	4	2002-06	111	152	402
8.	Chrissy Floyd	4	1999-03	120	124	397
9.	Kelly Gramlich	3	2011-14	90	130	389
10.	Julie Aderhold	4	2000-04	108	125	359

3-Point Field Goal Percentage (min. 50 attempts)

Rk.	Name	Yrs.	Years	FGM	FGA	Pct.
1.	Tara Saunooke	4	1991-95	252	586	.430
2.	Cheron Wells	4	1990-92	41	102	.402
3.	Kerry Boyatt	4	1989-93	178	450	.396
4.	Angie Peters	2	1989-91	14	36	.389
5.	Julie Talley	4	2002-06	152	402	.3788
6.	Laura Cottrell	4	1993-97	51	135	.3781
7.	Jessica Barr	2	1992-94	23	61	.377
8.	Marci Glenney	2	2000-02	38	101	.376
9.	Cheryl Nix	4	1984-88	31	84	.369
10.	Camree Clegg	1	2018-19	21	57	.368

Free Throws Made

Rk.	Name	Yrs.	Years	GP	FT/G	FTM
1.	Nikki Dixon	4	2011-15	117	3.77	441
2.	Barbara Kennedy	4	1978-82	127	3.27	415
3.	Ito Umoh	4	1995-99	126	3.10	390
4.	Amy Geren	4	1995-99	125	2.68	335
5.	Janet Knight	4	1982-86	114	2.92	333
6.	Shandy Bryan	4	1989-93	126	2.45	309
7.	Lele Hardy	4	2006-10	123	2.48	301
8.	Kerry Boyatt	4	1989-93	121	2.43	294
9.	Danielle Edwards	4	2015-19	124	2.18	270
10.	Laura Cottrell	4	1993-97	119	2.21	263

Free Throws Attempted

Rk.	Name	Yrs.	Years	GP	AT/G	FTA
1.	Nikki Dixon	4	2011-15	117	5.36	627
2.	Barbara Kennedy	4	1978-82	127	4.83	614
3.	Ito Umoh	4	1995-99	126	4.23	533
4.	Lele Hardy	4	2006-10	123	3.78	465
5.	Krystal Scott	4	1998-02	118	3.61	426
6.	Shandy Bryan	4	1989-93	126	3.31	417
7.	Janet Knight	4	1982-86	114	3.60	410
8.	Kerry Boyatt	4	1989-93	121	3.36	406
9.	Amy Geren	4	1995-99	125	3.16	395
10.	Peggy Caple	4	1981-85	119	3.25	387

Free Throw Percentage (min. 150 attempts)

Rk.	Name	Yrs.	Years	FTM	FTA	Pct.
1.	Amy Geren	4	1995-99	335	395	.848
2.	Janet Knight	4	1982-86	333	410	.8122
3.	Tara Saunooke	4	1991-95	216	266	.8120
4.	Danielle Edwards	4	2015-19	270	343	.787
5.	Donna Forester	2	1976-78	200	260	.769
6.	Louise Greenwood	4	1985-89	202	264	.765
7.	Sthefany Thomas	4	2007-11	156	204	.764
8.	Cheryl Nix	4	1984-88	176	233	.755
9.	Jaia Alexander	2	2016-18	116	154	.753
10.	Cissy Bristol	4	1977-82	166	222	.748

Assists

Rk.	Name	Yrs.	Years	GP	A/G	Assists
1.	Bobbie Mims	4	1976-80	126	4.89	617
2.	Melinda Ashworth	4	1982-86	111	4.17	463
3.	Ito Umoh	4	1995-99	126	3.64	459
4.	Tasha Taylor	4	04-07, 08-09	117	3.70	433
5.	Susan Fehling	3	83-85, 87-88	87	4.72	411
6.	Drema Greer	2	1977-79	61	6.54	399
7.	Mary Anne Cubelic	4	1979-83	119	3.29	392
8.	Jenny Lyerly	4	1978-82	122	3.09	377
9.	Dana Puckett	4	1990-94	117	3.18	373
10.	Christy Brown	4	2006-10	122	2.94	359

Assists Per Game (min. two years)

Rk.	Name	Yrs.	Years	GP	Ast.	A/G
1.	Drema Greer	2	1977-79	61	399	6.54
2.	Bobbie Mims	4	1976-80	126	617	4.89
3.	Susan Fehling	3	83-85, 87-88	87	411	4.72
4.	Melinda Ashworth	4	1982-86	111	463	4.17
5.	Tasha Taylor	4	04-07, 08-09	117	433	3.70
6.	Ito Umoh	4	1995-99	126	459	3.64
7.	Mary Anne Cubelic	4	1979-83	119	392	3.29
8.	Chelsea Lindsay	4	2011-15	97	308	3.18
	Dana Puckett	4	1990-94	117	373	3.18
10.	Jennie Lyerly	4	1978-82	122	377	3.09

Assists/Turnover Ratio (min. 100 assists; since 1978-79)

Rk.	Name	Yrs.	Years	Ast	TO	Ratio
1.	Ito Umoh	4	1995-99	459	347	1.73
2.	Dana Puckett	4	1990-94	373	252	1.48
3.	Ramona O'Neal	4	1985-89	319	220	1.45
4.	Susan Fehling	3	83-85, 87-88	411	285	1.44
5.	Mary Anne Cubelic	4	1979-83	392	276	1.42
6.	Denise Marshall	4	1980-84	286	207	1.38
7.	Peggy Sells	4	1987-91	273	199	1.37
8.	Jackie Mattress	2	1989-91	148	109	1.36
9.	Kanetra Queen	4	2000-04	214	161	1.33
10.	Melinda Ashworth	4	1982-86	461	349	1.32

Blocked Shots

Rk.	Name	Yrs.	Years	GP	B/G	BS
1.	Peggy Caple	4	1981-85	119	2.50	298
2.	Lindsey Mason	4	2008-12	113	1.44	163
3.	Kobi Thornton	4	2016-20	120	1.19	143
4.	Tylar Bennett	3	2017-20	92	1.44	134
5.	Jackie Farmer	2	1989-91	58	2.22	129
6.	Barbara Kennedy	4	1978-82	127	1.01	128
7.	Jaci Stimson	4	1993-97	115	0.92	125
	Amanda White	4	2002-06	115	1.09	125
9.	Erin Batth	3	1997-01	121	0.96	116
10.	Khaili Sanders	4	2002-06	91	1.25	114

Blocked Shots Per Game (min. 50 games)

Rk.	Name	Yrs.	Years	GP	BS	BS/G
1.	Peggy Caple	4	1981-85	119	298	2.50
2.	Jackie Farmer	2	1989-91	58	129	2.22
3.	Tylar Bennett	3	2017-20	92	134	1.44
	Lindsey Mason	4	2008-12	113	163	1.44
5.	Khaili Sanders	4	2002-06	91	114	1.25
6.	Kobi Thornton	4	2016-20	120	143	1.19
7.	Jaci Stimson	4	1993-97	115	125	1.09
	Amanda White	4	2002-06	115	125	1.09
9.	Nyilah Jamison-Myers	3	2012-15	62	64	1.07
10.	Quinyotta Pettaway	4	2010-14	107	108	1.009

Steals

Rk.	Name	Yrs.	Years	GP	S/G	Steals
1.	Lele Hardy	4	2006-10	123	3.24	398
2.	Barbara Kennedy	4	1978-82	127	2.57	327
3.	Danielle Edwards	4	2015-19	124	2.35	291
4.	Ramona O'Neal	4	1985-89	117	2.44	286
5.	Ito Umoh	4	1995-99	126	2.10	265
6.	Debra Buford	4	1977-81	127	1.88	239
7.	Nikki Dixon	4	2011-15	117	2.00	234
8.	Bobbie Mims	4	1976-80	126	1.77	224
9.	Chrissy Floyd	4	1999-03	120	1.79	215
10.	Courtney Johnson	4	1988-92	125	1.56	195

Steals Per Game (min. two years)

Rk.	Name	Yrs.	Years	GP	Steals	S/G
1.	Lele Hardy	4	2006-10	123	398	3.24
2.	Barbara Kennedy	4	1978-82	127	327	2.57
3.	Ramona O'Neal	4	1985-89	117	286	2.44
4.	Danielle Edwards	4	2015-19	124	291	2.35
5.	Donna Forrester	2	1976-78	63	146	2.32
6.	Ito Umoh	3	1995-99	126	265	2.10
7.	Nikki Dixon	4	2011-15	118	235	1.99
8.	Debra Buford	4	1977-81	127	239	1.88
9.	Chrissy Floyd	4	1999-03	120	215	1.79
10.	Bobbie Mims	4	1976-80	126	224	1.77

Clemson Individual Single-Game Records

Category	Statistic		Player	Opponent	Date
Points Scored	45	by	Barbara Kennedy	Claflin	Feb. 24, 1979
Field Goals Made	20	by	Barbara Kennedy	North Carolina	Feb. 20, 1982
Field Goal Attempts	35	by	Barbara Kennedy	AL-Birmingham	Jan. 17, 1982
Field Goal Percentage	1.000 (12-12)	by	Donna Forester	Claflin	Dec. 7, 1977
3-Point Field Goals Made	8	by	Kelly Gramlich	SC State	Dec. 14, 2013
	8	by	Kendall Spray	Notre Dame	Dec. 29, 2019
3-Point Field Goal Attempts	18	by	Victoria Cardaci	Furman	Nov. 21, 2015
Free Throws Made	18	by	Melinda Ashworth	Virginia	Jan. 11, 1986
Free Throws Attempts	20	by	Melinda Ashworth	Virginia	Jan. 11, 1986
	20	by	Lakeia Stokes	South Carolina	Nov. 21, 2003
Rebounds	22	by	Barbara Kennedy	TN-Chattanooga	Jan. 30, 1982
Assists	17	by	Drema Greer	Wake Forest	Jan. 17, 1979
Blocks	10	by	Peggy Caple	Kansas State	Jan. 5, 1983
Steals	9	by	Debra Buford	NC State	Jan. 17, 1979
	9	by	Sheila Cobb	Mercer	Jan. 23, 1980
	9	by	Danielle Edwards	South Carolina State	Nov. 13, 2017

Opponent Individual Single-Game Records

Category	Statistic		Player	Opponent	Date
Points Scored	43	by	Jerilyn Harper	Tennessee Tech	Dec. 16, 1980
Field Goals Made	18	by	Pearl Moore	Francis Marion	Feb. 3, 1977
	18	by	Linda Page	NC State	Feb. 4, 1984
	18	by	Jerilyn Harper	Tennessee Tech	Dec. 16, 1980
Field Goals Attempts	35	by	Pearl Moore	Francis Marion	Feb. 3, 1977
	35	by	Pearl Moore	Francis Marion	Dec. 9, 1978
Field Goal Percentage	.895 (17-19)	by	Debbie Kinnick	Carson-Newman	Feb. 12, 1980
3-Point Field Goals Made	10	by	Michelle Augustavo	San Diego	Dec. 11, 2005
3-Point Field Goals Attempts	19	by	Michelle Augustavo	San Diego	Dec. 11, 2005
Free Throws Made	16	by	Joyce Pierce	Georgia Tech	Jan. 26, 1993
Free Throw Attempts	20	by	Joyce Pierce	Georgia Tech	Jan. 26, 1993
Rebounds	22	by	Emma Mumphrey	Mercer	Jan. 23, 1980
Assists	13	by	Cristina Ciocan	South Carolina	Nov. 21, 2003
Steals	8	by	Jaleesa Sams	North Carolina A&T	Jan. 3, 2011
	8	by	Jennifer Coleman	Navy	Nov. 9, 2019
	8	by	Kolbi Green	Navy	Nov. 9, 2019
Blocks	9	by	Allison Echols	Georgia Tech	Jan. 18, 1989

Clemson Team Single-Game Records

Category	Statistic	Opponent	Date
Points	136	vs. Gardner-Webb	Feb. 26, 1977
Victory Margin	97	vs. Gardner-Webb	Feb. 26, 1977
Points, First Half	69	vs. Gardner-Webb	Feb. 26, 1977
Points, Second Half	67	vs. Gardner-Webb	Feb. 26, 1977
Field Goals Made	64	vs. Gardner-Webb	Feb. 26, 1977
Field Goal Attempts	113	vs. Gardner-Webb	Feb. 26, 1977
Field Goal Percentage	.609 (42-69)	vs. Lander	Feb. 13, 1978
3-Point Field Goals Made	12	vs. SC State	Dec. 14, 2013
3-Point Field Goal Attempts	29	vs. North Carolina	Jan. 3, 2011
3-Point Field Goal Pct. (Minimum 10 Attempts)	.647 (11-17)	vs. NC State	Feb. 8, 1992
Free Throws Made	35	vs. Virginia	Jan. 11, 1986
Free Throw Attempts	42	vs. NC State	Dec. 11, 1976
	42	vs. Virginia	Feb. 23, 1983
Best Free Throw Pct. (Minimum 15 Attempts)	.947 (20-21)	vs. Wake Forest	Jan. 15, 2006
Rebounds	88	vs. Gardner-Webb	Feb. 26, 1977
Rebound Margin	+51	vs. Gardner-Webb	Feb. 26, 1977
Assists	35	vs. Gardner-Webb	Feb. 26, 1977
	35	vs. Wake Forest	Jan. 17, 1979
Blocked Shots	14	vs. Kansas State	Jan. 5, 1983
Steals	28	vs. Furman	Nov. 29, 1989

Opponent Team Single-Game Records

Category	Statistic	Opponent	Date
Points	105	by NC State	Feb. 4, 1984
Victory Margin	59	by Florida State	Jan. 15, 2017
Points, First Half	50	by Mercer	Jan. 23, 1980
Points, Second Half	60	by North Carolina	Jan. 11, 2007
Field Goals Made	42	by NC State	Feb. 4, 1984
Field Goal Attempts	103	by SC State	Feb. 16, 1977
Field Goal Percentage	.658	by Maryland	Jan. 12, 1987
3-Point Field Goals Made	16	by Syracuse	Jan. 3, 2019
3-Point Field Goal Attempts	38	by South Carolina	Nov. 21, 2003
	38	by Syracuse	Jan. 3, 2019
3-Point Field Goal Pct. (Minimum 10 Attempts)	.538	by Furman	Dec. 1, 1994
Free Throws Made	33	by AL-Birmingham	Jan. 17, 1982
	33	by Tennessee Tech	Nov., 18, 2005
Free Throw Attempts	44	by Georgia Tech	Feb. 5, 1983
	44	by Maryland	Feb. 29, 2004
Best Free Throw Percentage (Minimum 15 Attempts)	.947	by NC State	Feb. 4, 2001
Rebounds	62	by Virginia	Feb. 23, 1983
	62	by Georgia State	Feb. 2, 1985
Rebound Margin	+31	by NC State	Jan. 28, 2018
Assists	33	by Carson-Newman	Feb. 12, 1980
Blocked Shots	12	by Georgia Tech	Jan. 18, 1999
	12	by Wake Forest	Jan. 20, 2014
Steals	22	by Navy	Nov. 9, 2019

MISCELLANEOUS RECORDS

Littlejohn Coliseum Attendance Records

Date	Opponent	W L	Score	Att.
Jan. 9, 1980	Duke	W	111-56	9,000
Feb. 7, 1998	NC State	W	68-58	4,871
Feb. 1, 2001	Maryland	L	62-68	4,500
Feb. 14, 1999	Duke	W	80-75	4,383
Nov. 18, 2019	Alabama St.	W	76-43	4,297
Jan. 21, 2001	Florida State	W	79-66	4,250
Mar. 14, 1999	Illinois	W	63-51	4,234
Feb. 29, 2004	Maryland	L	69-80	4,228
Feb. 22, 1992	Virginia	L	81-85	4,123
Feb. 22, 1997	Maryland	L	64-70	4,120
Nov. 30, 2003	Rutgers	W	69-64	4,112
Feb. 15, 2001	Virginia	W	78-71	3,930
Feb. 4, 2001	NC State	L	50-56	3,912
Jan. 20, 1996	NC State	W	76-64	3,895
Nov. 26, 1997	Georgia	W	83-78	3,870
Feb. 21, 2002	Georgia Tech	W	68-65	3,827

All-Time Overall Monthly Records

Month	Home	Away	Neutral	Totals
November	58-23	23-30	25-21	106-72
December	118-27	55-43	38-17	211-86
January	119-103	70-107	1-1	190-211
February	107-66	56-118	11-8	174-192
March	9-5	4-16	39-51	52-72
Totals	411-224	208-314	114-98	733-633

All-Time Record By Day

Day	Record	Pct.
Monday	88-64	.571
Tuesday	38-22	.633
Wednesday	120-71	.628
Thursday	99-154	.391
Friday	87-57	.604
Saturday	194-108	.642
Sunday	99-137	.419
Totals	725-613	.542

All-Time Record vs. ACC Teams (Includes ACC Tournament)

Site	Record	Pct.
Home	150-151	.498
Away	107-198	.351
Neutral	30-38	.441
Totals	287-387	.426

Clemson's Record In One To Five Point Decisions

Point Differential	Record	Pct.
1 Point	35-25	.583
2 Points	26-21	.553
3 Points	36-28	.563
4 Points	33-25	.569
5 Points	28-25	.528
Totals	158-124	.560

Clemson's Winning Streaks

Streak	No.	Start Date	End Date
Overall	13	Dec. 1, 1979	Jan. 12, 1980
Home	17	Feb. 1, 1979	Feb. 16, 1980
Away	7	Feb. 25, 1976	Feb. 19, 1977
Neutral	7	Nov. 28, 1981	Feb. 27, 1982
Best Start	11	Nov. 28, 1995	Jan. 13, 1996
	11	Nov. 14, 1998	Jan. 2, 1999

Clemson's ACC Winning Streaks

Streak	No.	Start Date	End Date
Overall	6	Jan. 13, 1979	Feb. 9, 1979
	6	Feb. 3, 1994	Feb. 27, 1994
Home	10	Dec. 13, 1997	Jan. 2, 1999
Away	4	Feb. 8, 1989	Feb. 20, 1989

Specific Game Records

Season Opening Record - 31-13
First Home Game Record - 37-7
Last Home Game Record - 25-18

Largest Crowds To Ever See The Lady Tigers


Date	Site	Opponent	W L	Score	Att.
Nov. 22, 2002	A	South Carolina	L	58-72	17,712
Mar. 6, 2009	N ⁴	North Carolina	L	55-74	13,599
Dec. 15, 2016	A	South Carolina	L	61-83	11,916
Mar. 1, 2012	N ⁶	North Carolina	L	51-90	10,031
Mar. 17, 2000	N ¹	Drake	W	64-50	10,027
Mar. 19, 2000	A ¹	Connecticut	L	45-83	10,027
Mar. 5, 2009	N ⁴	Georgia Tech	W	81-69	9,993
Jan. 6, 2008	A	Maryland	L	46-110	9,105
Jan. 9, 1980	H	Duke	W	111-56	9,000
Nov. 29, 2009	A	UConn	L	48-87	8,735
Nov. 29, 2019	A	Notre Dame	W	71-55	8,569
Jan. 21, 2018	A	Notre Dame	L	37-90	8,479
Mar. 22, 1992	A ²	West Virginia	L	72-73	8,268
Mar. 19, 1994	A ³	Tennessee	L	66-78	7,651
Mar. 4, 2001	N ⁴	N.C. State	L	52-65	7,381
Feb. 28, 1999	N ⁵	Duke	W	76-71	7,361
Mar. 2, 2002	N ⁴	N.C. State	L	52-61	7,276
Mar. 3, 2001	N ⁴	North Carolina	W	75-57	7,214
Mar. 7, 2008	N ⁴	North Carolina	L	77-97	7,201
Feb. 7, 2018	A	Louisville	L	46-65	7,014
Jan. 18, 1992	A	Virginia	L	52-85	6,938

N¹, A¹ - NCAA Tournament, 1st Round East Regional, Storrs, CT; A² - NCAA Tournament, 2nd Round East Regional, Morgantown, WV; A³ - NCAA Tournament,


Clemson In Overtime Games (29-17; .630)

Date	Site	W L	OTs	Score	Opponent
Jan. 17, 1976	A	W	1	68-66	Charleston Southern
Feb. 21, 1981	A	L	1	78-79	Mercer
Feb. 6, 1982	A	L	1	91-99	South Carolina
Feb. 23, 1983	H	W	1	86-84	Virginia
Mar. 4, 1983	N ¹	W	1	93-92	Duke
Dec. 15, 1983	A	W	1	80-75	Mississippi State
Feb. 4, 1984	H	L	2	104-105	NC State
Mar. 24, 1984	N ²	W	1	110-106	Western Kentucky
Jan. 9, 1985	A	W	1	84-81	Georgia Tech
Jan. 11, 1986	H	L	1	89-96	Virginia
Jan. 14, 1988	H	L	1	78-79	Maryland
Jan. 22, 1990	H	W	2	78-77	Radford
Dec. 20, 1990	A	L	1	86-90	California
Mar. 7, 1992	N ³	W	1	96-93	NC State
Jan. 13, 1993	H	W	1	61-60	Virginia
Mar. 7, 1993	N ³	L	1	71-79	Virginia
Nov. 27, 1995	N ⁴	L	2	86-94	Western Kentucky
Feb. 20, 1995	A	W	1	88-82	Duke
Nov. 22, 1995	A	W	1	77-74	UNC-Charlotte
Mar. 1, 1997	N ⁴	W	1	77-75	Virginia
Feb. 7, 1998	H	W	1	65-58	NC State
Feb. 12, 1998	A	W	1	74-70	Maryland
Jan. 2, 1999	H	L	1	66-67	Virginia
Dec. 21, 1999	A	L	1	67-78	UNC-Greensboro
Jan. 20, 2000	A	L	2	74-77	Virginia
Jan. 2, 2001	A	L	1	73-85	Maryland
Feb. 8, 2001	A	L	2	99-100	North Carolina
Dec. 21, 2002	N ⁵	W	1	45-37	Marshall
Jan. 23, 2003	A	L	1	78-89	Georgia Tech
Nov. 21, 2003	H	W	1	103-99	South Carolina
Dec. 3, 2004	A	W	1	87-79	South Carolina
Feb. 19, 2006	H	L	1	72-80	Florida State
Mar. 6, 2008	N ⁶	W	1	65-60	NC State
Dec. 4, 2008	A	W	1	78-75	Northwestern
Nov. 11, 2009	H	W	2	94-92	South Carolina
Dec. 19, 2009	A	W	1	89-81	Ohio
Feb. 18, 2010	H	W	1	73-72	Miami (FL)
Jan. 23, 2011	A	W	1	77-73	Wake Forest
Feb. 3, 2012	A	W	1	55-51	Virginia Tech
Nov. 13, 2012	H	L	1	73-75	USF
Jan. 8, 2014	A	W	1	80-79	Georgia Tech
Feb. 13, 2014	H	L	1	63-69	NC State
Jan. 2, 2015	H	W	1	63-54	Virginia Tech
Nov. 22, 2016	H	W	1	78-67	Louisiana Tech
Jan. 18, 2018	H	W	2	65-61	Boston College
Jan. 16, 2020	H	W	1	75-67	Pittsburgh
Totals	46g	29-17			

N¹ - ACC Tournament at Fayetteville, NC; N² - NWIT at Amarillo, TX; N³ - ACC Tournament, Rock Hill, SC; N⁴ - ACC Tournament, Charlotte, NC; N⁵ - Bahamas Shootout, Nassau, Bahamas; N⁶ - ACC Tournament, Greensboro, NC



Sheila Cobb



Annette Wise

Games

Freshman	36	Sheila Cobb	1979-80
Sophomore	36	Annette Wise	1979-80
	36	Barbara Kennedy	1979-80
	36	Jennie Lyerly	1979-80
Junior	36	Debra Buford	1979-80
Senior	33	Bobbie Mims	1979-80
	33	Jackie Mattress	1990-91
	33	Peggy Sells	1990-91

Field Goals

Freshman	234	Janet Forester	1975-76
Sophomore	382	Barbara Kennedy	1979-80
Junior	348	Barbara Kennedy	1980-81
Senior	392	Barbara Kennedy	1981-82

Field Goals Attempted

Freshman	525	Janet Forester	1975-76
Sophomore	729	Barbara Kennedy	1979-80
Junior	722	Barbara Kennedy	1980-81
Senior	760	Barbara Kennedy	1981-82

Field Goal Percentage

Freshman	.556	Karen Ann Jenkins	1985-86
Sophomore	.560	Janet Knight	1979-80
Junior	.562	Karen Ann Jenkins	1987-88
Senior	.563	Amanda Frist	2005-06

3-Point Field Goals Made

Freshman	53	Tara Saunooke	1991-92
Sophomore	64	Kerry Boyatt	1990-91
Junior	70	Amy Geren	1997-98
Senior	73	Tara Saunooke	1994-95

3-Point Field Goals Attempted

Freshman	117	Nikki Dixon	2011-12
Sophomore	183	Tiffany Lewis	2014-15
Junior	176	Amy Geren	1997-98
Senior	208	Sthefany Thomas	2010-11

3-Point Goal Percentage

Freshman	.471	Kerry Boyatt	1989-90
Sophomore	.454	Tara Saunooke	1992-93
Junior	.426	Laura Cottrell	1995-96
Senior	.458	Marci Glenney	2001-02

Free Throws

Freshman	132	Kerry Boyatt	1989-90
Sophomore	98	Ito Umoh	1996-97
Junior	122	Ito Umoh	1997-98
Senior	149	Nikki Dixon	2014-15

Free Throws Attempted

Freshman	178	Kerry Boyatt	1989-90
Sophomore	137	Barbara Kennedy	1979-80
Junior	175	Barbara Kennedy	1980-81
Senior	197	Lakeia Stokes	2003-04

Free Throw Percentage

Freshman	.866	Amy Geren	1995-96
Sophomore	.844	Danielle Edwards	2016-17
Junior	.876	Amy Geren	1997-98
Senior	.855	Amy Geren	1998-99

Rebounds

Freshman	371	Sheila Cobb	1979-80
Sophomore	298	Barbara Kennedy	1979-80
Junior	400	Donna Forester	1976-77
Senior	400	Barbara Kennedy	1981-82

Rebounds Per Game

Freshman	12.5	Janet Forester	1975-76
Sophomore	8.9	Peggy Caple	1982-83
Junior	12.9	Donna Forester	1976-77
Senior	12.9	Barbara Kennedy	1981-82

Assists

Freshman	172	Bobbie Mims	1976-77
Sophomore	174	Susan Fehling	1984-85
Junior	195	Drema Greer	1977-78
Senior	204	Drema Greer	1978-79

Blocked Shots

Freshman	68	Peggy Caple	1981-82
Sophomore	84	Peggy Caple	1982-83
Junior	76	Peggy Caple	1983-84
Senior	72	Lindsey Mason	2011-12

Steals

Freshman	98	Lele Hardy	2006-07
Sophomore	95	Barbara Kennedy	1979-80
Junior	106	Lele Hardy	2008-09
Senior	123	Ramona O'Neal	1988-89

Most Points

Freshman	547	Janet Forester	1975-76
Sophomore	853	Barbara Kennedy	1979-80
Junior	811	Barbara Kennedy	1980-81
Senior	908	Barbara Kennedy	1981-82

Points Per Game

Freshman	22.8	Janet Forester	1975-76
Sophomore	23.7	Barbara Kennedy	1979-80
Junior	26.2	Barbara Kennedy	1980-81
Senior	29.3	Barbara Kennedy	1981-82

Freshman Single Game Records

Points			
Rk.	Name	No.	Opponent Date
1.	Barbara Kennedy	45	Clafin 2/24/79
2.	Janet Forester	33	Bridgewater 1/11/76
3.	Janet Forester	32	Char. Southern 1/17/76
4.	Janet Forester	30	Anderson 1/14/76
	Janet Forester	30	South Carolina 1/21/76
	Barbara Kennedy	30	Erskine 2/14/79

Rebounds			
Rk.	Name	No.	Opponent Date
1.	Barbara Kennedy	18	Maryland 1/13/79
	Sheila Cobb	18	College of Char. 2/23/80
3.	Barbara Kennedy	17	Erskine 2/14/79
	Peggy Caple	17	NC State 1/9/82
	Imani Wilson	17	Duke 1/29/90

3-Point Field Goals Made			
Rk.	Name	No.	Opponent Date
1.	Amy Geren	6	S.F. Austin 3/18/96
2.	Tara Saunooke	5	South Carolina 2/12/92
	Lele Hardy	5	Wake Forest 2/15/07
4.	several players with 4		

Steals			
Rk.	Name	No.	Opponent Date
1.	Lele Hardy	8	Vanderbilt 12/3/06
2.	Andrea Gaines	7	Virginia 2/5/98
	Andrea Gaines	7	Wofford 2/10/98
	Lele Hardy	7	St. John's 11/24/06
	Lele Hardy	7	Wofford 12/22/06
	Lele Hardy	7	Virginia Tech 2/11/07
	Lele Hardy	7	Florida State 2/22/07
	Nikki Dixon	7	Wake Forest 2/19/12

Blocks			
Rk.	Name	No.	Opponent Date
1.	Peggy Caple	7	Auburn 2/8/82
2.	Peggy Caple	6	North Carolina 2/27/82
3.	Jaci Stimson	5	Winthrop 1/18/94
	Kerri Thomas	5	College of Char. 1/5/95
	Khaili Sanders	5	Kentucky 11/29/02
	Jonquel Jones	5	Jacksonville 12/2/12
	Tylar Bennett	5	Kennesaw State 11/10/17

Assists			
Rk.	Name	No.	Opponent Date
1.	Melinda Ashworth	14	Auburn 1/15/83
2.	Bobbie Mims	12	Gardner-Webb 2/26/77
	Bobbie Mims	12	Clafin 3/4/77
4.	Bobbie Mims	11	Char. Southern 2/5/77
	Melinda Ashworth	11	Duke 12/1/82

OPPONENT RECORDS

INDIVIDUAL RECORDS

Points

Rk.	No.	Name	Site	Opponent	Date
1.	43	Jerilyn Harper	H	Tennessee Tech	12/16/80
2.	42	Michelle Augustavo	H	San Diego	12/11/05
	42	Linda Page	N	NC State	3/5/83
	42	Linda Page	H	NC State	2/4/84
	42	Pearl Moore	A	Francis Marion	2/19/77
6.	41	Janet Harris	H	Georgia	12/15/82
7.	40	Pearl Moore	H	Francis Marion	2/3/77
	40	Andrea Stinson	A	NC State	1/21/89
	40	Liz Strunk	H	Wake Forest	2/21/05
	40	Brittany Waters	H	Wake Forest	2/24/11

Highest Scoring Percent Of Team's Points

Rk.	Pct.	Pts.-Tm	Player	Site	Opponent	Date
1.	.618	42-68	Michelle Augustavo	H	San Diego	12/11/05
2.	.588	40-68	Liz Strunk	H	Wake Forest	2/21/05
3.	.571	40-70	Pearl Moore	H	Francis Marion	2/3/77
4.	.525	21-40	Kiana Coomber	N	Loyola-Chicago	11/24/16
5.	.518	43-83	Jerilyn Harper	H	Tennessee Tech	12/16/80
6.	.512	21-41	Niesha Butler	H	Georgia Tech	2/11/98
7.	.506	42-83	Pearl Moore	A	Francis Marion	2/19/77
8.	.494	40-81	Andrea Stinson	A	NC State	1/21/89
9.	.469	31-66	Deshawne Blocker	N	East Tenn. State	3/25/95
10.	.468	22-47	Angel McGowan	H	Georgia Southern	11/16/16

Field Goals Made

Rk.	No.	Att	Name	Site	Opponent	Date
1.	18	35	Pearl Moore	H	Francis Marion	2/3/77
	18	33	Linda Page	H	NC State	2/4/84
	18	29	Jerilyn Harper	H	Tennessee Tech	12/16/80
4.	17	19	Debbie Kinnick	H	Carson Newman	2/12/80
5.	16	25	Pearl Moore	A	Francis Marion	2/19/77
	16	23	Donna Murphy	N	Morehead State	3/11/77
	16	25	Scotter Delorme	A	Charleston	1/23/78
	16	25	Coleen Galloway	A	California	1/4/81
	16	24	Janet Harris	H	Georgia	12/15/82
	16	28	Brittany Waters	H	Wake Forest	2/24/11

Field Goal Percentage (min. 10 attempts)

Rk.	Pct.	FGM-FGA	Name	Site	Opponent	Date
1.	1.000	12-12	Sheana Mosch	A	Duke	1/28/01
2.	.909	10-11	Liz Sherwood	H	Vanderbilt	11/20/07
3.	.895	17-19	Debbie Kinnick	H	Carson-Newman	2/12/80
4.	.857	12-14	Emma Guy	H	Boston College	2/9/20
5.	.846	11-13	Nancy Mayer	H	Virginia	1/19/85
	.846	11-13	Alana Beard	A	Duke	2/27/04
7.	.833	10-12	Anne Donovan	H	Old Dominion	2/10/81
	.833	10-12	Marion Jones	H	North Carolina	1/20/97
	.833	10-12	Crystal Langhorne	A	Maryland	1/6/08

3-Point Field Goals Made

Rk.	No.	Att	Name	Site	Opponent	Date
1.	10	19	Michelle Augustavo	H	San Diego	12/11/05
2.	8	16	Tiffany Brown	H	Maryland	1/6/00
3.	7	10	Sandy Brown	A	Middle Tenn.	12/3/88
	7	13	Julie Wheeler	N	Providence	12/20/94
	7	11	Jennifer Howard	A	NC State	2/21/96
	7	12	Nicole Erickson	A	Duke	1/14/99
	7	11	Devin Novak	A	Youngstown St.	12/19/03
	7	10	Brittany Rountree	N	North Carolina	3/1/12
	7	11	Nicole Budreau	H	Boston College	2/20/14
	7	12	Gabrielle Cooper	H	Syracuse	1/3/19
	7		Dana Evans	H	Louisville	1/2/20
	7	14	Aislinn Konig	H	NC State	1/30/20

3-Point Field Goal Attempts

Rk.	No.	Made	Name	Site	Opponent	Date
1.	19	10	Michelle Augustavo	H	San Diego	12/11/05
2.	17	6	Megan Isom	A	Georgia Tech	1/23/03
3.	16	8	Tiffany Brown	H	Maryland	1/6/00
	16	6	Cotelia Bond-Young	H	Wake Forest	1/15/06
	16		Gabbie Green	H	Pittsburgh	1/16/20
5.	15	4	Susan Brown	H	SC State	12/2/87
	15	3	Jessica Allen	A	Pittsburgh	12/21/03
7.	14	4	Katie Smrcka-Duffy	N	NC State	2/28/97
	14	4	Joy Gallagher	A	Wagner	12/16/04
	14	4	Brianna Butler	A	Syracuse	1/23/14
	14	7	Aislinn Konig	H	NC State	1/30/20
	14		Deja Winters	H	NC A&T	12/20/19
	14		Le'jzae Davidson	H	Furman	11/6/19

3-Point Field Goal Percentage (min. 10 attempts)

Rk.	Pct.	FGM-FGA	Name	Site	Opponent	Date
1.	.700	7-10	Sandy Brown	A	Middle Tenn.	12/3/88
	.700	7-10	Brittany Rountree	N	North Carolina	3/1/12
2.	.636	7-11	Jennifer Howard	A	NC State	2/21/96
	.636	7-11	Devin Novak	A	Youngstown St.	12/19/03
	.636	7-11	Ashleigh Newman	H	Maryland	2/6/05
	.636	7-11	Nicole Boudreau	H	Boston College	2/20/14
6.	.600	6-10	Telisha Quarles	A	Virginia	1/7/02
7.	.583	7-12	Jenny Conkle	N	Belmont	11/25/05
	.583	7-12	Nicole Erickson	A	Duke	1/14/99
9.	.545	6-11	Kristin Mattox	N	Louisville	12/22/93
10.	.538	7-13	Julie Wheeler	N	Providence	12/20/94

Free Throws Made

Rk.	No.	Att	Name	Site	Opponent	Date
1.	17	20	Milli Martinez	A	Georgia Tech	1/26/02
2.	16	20	Joyce Pierce	H	Georgia Tech	1/26/93
	16	18	Linda Page	N	NC State	3/5/83
4.	15	18	Latavia Coleman	H	Florida State	1/29/98
5.	14	16	Sharon Manning	N	NC State	3/4/91
	14	14	Tiffany Mitchell	N	Ohio State	11/27/14
7.	13	16	Kristie Bahner	A	Kansas State	11/25/90
	13	14	Claire Rose	N	Duke	3/4/83
	13	19	DeShawne Blocker	N	East Tenn. State	3/25/95
	13	14	Jenny Anderson	N	New Orleans	12/20/97
	13	13	Alison Bales	A	Duke	2/5/07
	13	15	Ameryst Alston	N	Ohio State	11/27/14

Free Throw Attempts

Rk.	No.	Made	Name	Site	Opponent	Date
1.	20	16	Joyce Pierce	H	Georgia Tech	1/26/93
	20	17	Milli Martinez	A	Georgia Tech	1/26/02
3.	19	13	DeShawne Blocker	N	East Tenn. State	3/25/95
4.	18	16	Linda Page	N	NC State	3/5/83
	18	11	Monica Wiley	A	California	12/20/90
	18	15	Latavia Coleman	H	Florida State	1/29/98
7.	16	7	Jackie Smith	H	Furman	12/3/96
	16	13	Kristie Bahner	A	Kansas State	11/25/90
	16	14	Sharon Manning	N	NC State	3/4/91
	16	12	Tammye Jenkins	H	Georgia	2/7/90
	16	10	Jennifer Chestnut	N	Duke	3/4/83
	16	10	Dimi Gatlin	H	SC State	1/15/83

Perfect Free Throw Games

Rk.	No.	Att	Name	Site	Opponent	Date
1.	14	14	Kelsey Mitchell	N	Ohio State	11/27/14
2.	13	13	Alison Bales	A	Duke	2/5/07
3.	12	12	Nikki Miars	A	South Carolina	12/18/96
	12	12	Mimi McKinney	N	Virginia	3/1/97
	12	12	Kendall Calvin	H	Tennessee Tech	11/18/05
6.	11	11	Kim Crawford	A	Georgia Tech	1/9/85
	11	11	Debbie Groover	A	Tennessee	11/28/77
	11	11	Erin Stovall	H	Virginia	1/2/99
	11	11	Stephanie Higgs	H	Georgia Tech	1/7/07
10.	10	10	12 Players			

INDIVIDUAL RECORDS

Rebounds

Rk.	No.	Name	Site	Opponent	Date
1.	22	Wanda Randolph	N	Pittsburgh	12/21/78
	22	Emma Mumphrey	H	Mercer	1/23/80
3.	21	Jamie Lee	H	College of Charleston	1/8/77
	21	Sandra Butler	A	Mississippi State	12/15/83
	21	Dawn Royster	H	North Carolina	1/2/85
6.	20	Janet Harris	H	Georgia	12/15/82
	20	Janet Harris	A	Georgia	2/28/83
8.	19	Sherea Bonner	H	Western Carolina	11/13/16
	19	Roddreka Rogers	H	Georgia Tech	02/22/15

Offensive Rebounds (since 1986-87)

Rk.	Off.	Total	Name	Site	Opponent	Date
1.	10	17	Cheron Taylor	H	Pittsburgh	12/11/04
	10	16	Sharon Manning	H	NC State	1/2/91
	10	16	Alvine Mendeng	H	NC State	2/20/03
	10	14	Sonja Mallory	A	Georgia Tech	1/21/03
5.	9	14	Kerri Hobbs	A	NC State	2/21/90
	9	17	Kristi Bahner	A	Kansas State	11/25/90
	9	13	Jenny Mitchell	A	Wake Forest	1/21/91
	9	15	Jessie Hicks	H	Maryland	2/15/92
	9	13	Branka Bogunovic	A	Maryland	1/28/99
	9	15	Teresa Jenkins	H	Florida A&M	3/12/99
	9	15	Shala Reese	A	W. Kentucky	1/29/02
	9	18	Khadijah Whittington	A	NC State	2/8/07
	9	14	Laura Menty	N	Siena	11/24/07

Assists

Rk.	No.	Name	Site	Opponent	Date
1.	15	Chelsea Gray	A	Duke	1/10/13
2.	14	Sharon Autry	N	South Carolina	3/1/79
	14	Mindy Ballou	A	South Carolina	2/3/86
4.	13	Scooter Delorme	N	College of Charleston	3/3/78
	13	Jasmina Perazic	N	Maryland	2/28/82
	13	Val Leitzen	N	Northern Illinois	11/29/86
	13	Cristina Ciocan	H	South Carolina	11/21/03
8.	12	Carla Hillman	A	NC State	1/3/87
	12	Nancy Lieberman	A	Old Dominion	11/30/79

Blocked Shots

Rk.	No.	Name	Site	Opponent	Date
1.	9	Allison Echols	H	Georgia Tech	1/18/89
2.	7	Wanda Pittman	A	SC State	1/29/87
3.	6	Kris Kirchner	A	Maryland	1/16/80
	6	Anne Donovan	H	Old Dominion	2/10/81
	6	Katrina McClain	N	Georgia	12/30/83
	6	Dawn Royster	H	North Carolina	1/2/85
	6	Ieva Kublina	A	Virginia Tech	1/3/02
	6	Brittany Carnago	A	Oakland	12/9/11
	6	Quanesha McCurty	A	Indiana	11/28/13
	6	Kandice Ball	A	Wake Forest	1/20/14
	6	Regan Magarity	N	Virginia Tech	3/1/17
	6	Kate Cain	A	Nebraska	11/30/17

Steals

Rk.	No.	Name	Site	Opponent	Date
1.	10	Pam Leake	A	North Carolina	1/24/85
2.	9	Chelsea Gray	H	Duke	1/24/13
3.	8	Myra Waters	A	Maryland	1/16/80
	8	Nikita Bell	A	North Carolina	2/16/03
	8	Lisa Willis	A	UCLA	11/24/04
	8	Jaleesa Sams	H	NC A&T	1/03/11
7.	7	Pearl Moore	H	Francis Marion	12/9/78
	7	Anita Malone	H	Georgia Tech	12/14/81
	7	Sharon Rivers	A	South Carolina	12/8/82
	7	Donna Holt	A	Virginia	2/20/85
	7	Taiqua Brittingham	H	Virginia Tech	12/29/84
	7	Camille Ratledge	A	Florida	12/15/86
	7	Carla Holmes	H	Maryland	1/6/89
	7	Tiffany Martin	H	Georgia Tech	2/25/96

7	Kathy Dortch	H	Georgia Tech	2/8/97
7	Sherill Baker	N	Georgia	2/13/05
7	Alex Tchanguoe	A	Wake Forest	2/8/09
7	Alyssa Thomas	H	Maryland	1/16/11

Opponents' 20-20 Club (points/rebounds)

Pts	Reb	Name	Site	Opponent	Date
22	22	Wanda Randolph	N	Pittsburgh	12/21/78
25	22	Emma Mumphrey	H	Mercer	1/23/80
26	21	Sandra Butler	A	Mississippi State	12/15/83
25	21	Dawn Royster	H	North Carolina	1/2/85
41	20	Janet Harris	H	Georgia	12/15/82
29	20	Janet Harris	A	Georgia	2/28/83

OPPONENT RECORDS

TEAM RECORDS

QUICK GLANCE RECORDS

Fewest Points By Opponent

26 by Florida State, 2/7/94
26 by UNC-Asheville, 11/14/98
26 by Lipscome, 11/11/18

Most Points Opponent, First Half

61 by North Carolina, 1/6/06

Most Points Opponent, Second Half

63 by Maryland, 1/12/82

Fewest Points Opponent, First Half

9 by Alabama St., 1/20/93

Fewest Points Opponent, Second Half

10 by UNC-Asheville, 11/14/99

Points

Rk.	Pts.	Site	Opponent	CU Score	Date
1.	112	A	Old Dominion	58	11/30/79
2.	110	A	Maryland	46	1/6/08
3.	106	N	W. Kentucky	110	3/24/84
4.	105	N	High Point	78	3/13/76
	105	H	NC State	104	2/4/84
	105	A	Georgia	64	2/28/83
	105	A	Duke	53	2/5/07
8.	103	N	NC State	87	3/5/83
9.	102	A	Duke	45	2/27/04
	102	A	North Carolina	61	1/6/06

Highest Scoring Halves

Rk.	Pts.	Site	Opponent	Half	CU-Opp	Date
1.	63	A	Maryland	2nd	76-95	1/12/82
2.	61	A	North Carolina	1st	61-102	1/6/06
3.	60	H	North Carolina	2nd	65-100	1/11/07
4.	59	A	Anderson	2nd	55-89	2/16/76
	59	A	Georgia	2nd	64-105	2/28/83
	59	A	Duke	1st	37-92	1/16/11
7.	58	A	Maryland	2nd	46-110	1/6/08
8.	57	A	Charleston	1st	82-91	1/23/78
	57	A	NC State	1st	67-99	2/9/83
	57	A	Duke	2nd	77-86	1/14/99

Field Goals

Rk.	No.	Att	Site	Opponent	Date
1.	48	73	A	Maryland	1/12/82
2.	42	92	H	NC State	2/4/84
	42	86	N	W. Kentucky	3/24/84
	42	80	A	Georgia	2/28/83
5.	41	69	A	Louisiana Tech	1/10/83
	41	74	A	NC State	2/9/83
	41	66	A	Maryland	1/6/08
8.	40	83	A	SC State	1/26/80
	40	77	A	South Carolina	2/6/82
	40	70	A	Penn State	3/12/82
	40	71	A	Maryland	1/12/87
	40	68	A	Georgia	2/7/91

Field Goal Attempts

Rk.	No.	Made	Site	Opponent	Date
1.	103	33	H	SC State	2/16/77
2.	102	25	H	Yale	1/13/78
3.	97	31	N	Claflin	3/4/77
4.	93	30	N	Cleveland State	11/30/85
5.	92	37	N	Pittsburgh	12/21/78
	92	42	H	NC State	2/4/84
7.	87	35	N	East Carolina	12/21/79
	87	25	H	Georgia State	2/2/85
9.	86	38	A	SC State	2/15/78

86	18	H	Gardner-Webb	2/26/77
86	30	A	North Carolina	1/28/78
86	42	N	W. Kentucky	3/24/84
86	37	A	North Carolina	2/8/01

Field Goal Percentage

Rk.	Pct.	FG-FGA	Site	Opponent	Date
1.	.658	48-73	H	Maryland	1/12/87
2.	.649	24-37	H	Wake Forest	1/16/88
3.	.627	40-66	H	Virginia	2/22/92
4.	.622	33-53	H	Wake Forest	1/14/89
5.	.621	41-66	A	Maryland	1/6/08
6.	.6170	29-47	H	Maryland	1/11/91
7.	.6167	37-60	A	Notre Dame	1/21/18
8.	.615	32-52	H	Maryland	1/14/88
9.	.610	36-59	A	South Carolina	12/9/89
10.	.607	34-56	N	NC State	3/7/92

Field Goal Percentage In Single Half

Rk.	Pct.	Site	Opponent	Half	FG-FGA	Date
1.	.762	N	Indiana	1st	16-21	12/20/79
2.	.742	A	Maryland	2nd	23-31	1/12/82
3.	.733	A	Maryland	2nd	22-30	1/6/08
4.	.708	H	Maryland	2nd	17-24	1/11/91
5.	.704	A	Virginia	2nd	19-27	2/20/93
6.	.696	H	South Carolina	1st	16-23	12/12/81
7.	.692	H	South Carolina	2nd	18-26	12/6/86
8.	.684	H	Maryland	2nd	13-19	2/22/97
9.	.682	A	AL-Birmingham	1st	15-22	1/6/87
	.682	A	Xavier	1st	15-22	3/18/01
	.682	A	Georgia Tech	1st	15-22	1/26/02

Worst Field Goal Percentage

Rk.	Pct.	FG-FGA	Site	Opponent	Date
1.	.122	5-41	A	Western Carolina	12/4/95
2.	.157	8-51	A	Col. of Charleston	1/6/95
3.	.179	10-56	H	Lipscomb	11/11/18
4.	.182	10-55	H	Kennesaw State	11/10/17
	.182	10-55	H	Charleston So.	12/2/17
6.	.185	10-54	H	SC State	11/13/11
7.	.196	9-46	N	Detroit	11/23/17
8.	.2027	15-74	H	Pittsburgh	12/11/04
9.	.2031	13-64	H	Western Carolina	11/30/94
10.	.206	14-68	H	Baptist	12/4/76

3-Point Field Goals

Rk.	No.	Att	Site	Opponent	Date
1.	16	30	A	Wake Forest	2/12/06
	16	38	H	Syracuse	1/3/19
3.	15	27	A	Youngstown St.	12/19/03
4.	14	33	N	Providence	12/20/94
	14	38	H	Youngstown	12/19/03
	14	32	N	FGCU	11/28/14
7.	13	26	H	North Carolina	1/13/02
	13	26	A	San Diego	11/26/04
	13	36	A	Wake Forest	1/23/05
	13	28	N	Oregon State	12/21/13

3-Point Field Goal Attempts

Rk.	No.	Made	Site	Opponent	Date
1.	38	16	H	Syracuse	1/3/19
	38	14	H	South Carolina	11/21/03
2.	36	4	H	Georgia Tech	2/18/04
	36	13	A	Wake Forest	1/23/05
4.	34	7	H	Mississippi	11/22/99
	34	10	A	Chattanooga	11/17/07
6.	33	14	N	Providence	12/20/94
	33	10	H	UNC-Charlotte	3/17/04
8.	32	14	N	FGCU	11/28/14
9.	31	11	A	South Carolina	12/3/04
10.	30	5	A	Wake Forest	2/22/04

30	11	H	Wake Forest	1/15/06
30	16	A	Wake Forest	2/12/06

3-Point Field Goal Percentage (min. 10 attempts)

Rk.	Pct.	FG-FGA	Site	Opponent	Date
1.	.727	8-11	A	Wake Forest	1/2/97
2.	.700	7-10	A	Middle Tenn.	12/3/88
3.	.667	12-18	A	Xavier	3/18/01
	.667	10-15	H	Davidson	11/8/13
5.	.615	8-13	A	Penn State	12/18/01
6.	.600	9-15	A	Rutgers	12/29/92
	.600	9-15	A	Furman	12/4/98
	.600	9-15	A	Georgia Tech	1/30/14
9.	.583	7-12	N	NC State	3/7/92
	.583	7-12	A	Maryland	1/29/04

Free Throws Made

Rk.	No.	Att	Site	Opponent	Date
1.	41	49	A	Rutgers	3/18/81
	41	50	N	South Carolina	3/1/80
3.	40	53	N	Penn State	12/30/93
4.	37	49	N	Valdosta State	11/23/79
5.	36	45	A	Old Dominion	11/30/79
	36	50	A	Georgia Tech	1/26/02
	36	49	A	California	12/20/90
8.	33	38	H	AL-Birmingham	1/17/82
	33	37	H	Tennessee Tech	11/18/05
10.	32	43	N	Duke	3/4/83
	32	44	H	Georgia Tech	2/5/83
	32	44	N	W. Kentucky	11/27/94
	32	42	N	New Orleans	12/20/98
	32	40	N	Furman	11/14/08

Free Throw Attempts

Rk.	No.	Made	Site	Opponent	Date
1.	53	40	N	Penn State	12/30/93
2.	50	41	N	South Carolina	3/1/80
	50	36	A	Georgia Tech	1/26/02
4.	49	41	A	Rutgers	3/18/81
	49	27	A	Mercer	3/21/81
	49	37	N	Valdosta State	11/23/79
	49	36	A	California	12/20/90
8.	48	29	N	North Carolina	3/1/98
9.	47	30	A	North Carolina	1/13/96
10.	46	29	A	NC State	1/28/80
	46	31	A	North Carolina	2/15/95

Free Throw Percentage (min. 15 attempts)

Rk.	No.	Made-Att	Site	Opponent	Date
1.	1.000	20-20	A	Alabama	12/19/92
2.	.962	25-26	A	FIU	12/21/17
3.	.955	21-22	A	North Carolina	2/26/83
4.	.950	19-20	A	Wake Forest	1/23/05
5.	.947	18-19	H	NC State	2/4/01
6.	.944	17-18	N	North Carolina	3/1/99
7.	.941	16-17	H	South Carolina	1/2/06
8.	.938	15-16	H	South Carolina	1/28/89
	.938	15-16	H	Georgia Tech	1/7/07
10.	.933	14-15	H	Duke	1/7/10

Worst Free Throw Percentage

Rk.	Pct.	Made-Att	Site	Opponent	Date
1.	.240	6-25	H	Coppin State	12/11/93
2.	.250	1-4	H	South Carolina	12/3/83
	.250	1-4	H	North Carolina	2/5/17
4.	.267	4-15	H	Alabama State	1/20/93
5.	.272	3-11	H	Jackson State	11/29/82
6.	.278	5-18	H	Western Carolina	12/4/93
7.	.313	5-16	A	SC State	2/15/78
8.	.316	6-19	N	Claflin	3/4/77
	.316	6-19	H	Maryland	12/5/99

TEAM RECORDS

10.	.333	4-12	N	Morehead State	3/22/77
	.333	6-18	H	Georgia State	1/4/78
	.333	3-9	H	North Carolina	2/19/92

Rebounds

Rk.	No.	Site	Opponent	Date
1.	78	A	Tennessee	3/19/94
2.	68	N	Clafin	3/4/77
3.	64	A	Mississippi State	12/15/83
4.	63	A	Columbia College	2/12/77
5.	62	H	Virginia	2/23/83
	62	H	Georgia State	2/2/85
	62	A	South Carolina	11/20/06
8.	61	H	SC State	2/16/77
	61	H	Yale	1/13/78
	61	A	Virginia	2/14/87

Fewest Rebounds

Rk.	No.	Site	Opponent	Date
1.	16	H	Winthrop	12/5/02
2.	20	H	Florida State	2/7/94
3.	21	A	Florida State	1/27/00
	21	H	Georgia Tech	1/29/17
5.	22	N	Indiana	12/20/79
6.	23	H	Maryland	2/7/96
	23	H	UNC-Asheville	11/14/98
	23	H	Virginia	2/21/13
9.	24	A	James Madison	3/19/88
	24	H	Col. of Charleston	12/1/90
	24	A	Winthrop	12/30/00
	24	H	Charleston So.	12/6/09
	24	H	Samford	12/22/12
	24	A	UNCG	12/5/13

Offensive Rebounds

Rk.	No.	Site	Opponent	Date
1.	30	H	Florida State	2/23/14
2.	28	H	James Madison	12/7/07
	28	A	Charlotte	1/2/08
	28	H	Coastal Carolina	11/11/16
5.	27	A	NC State	2/21/90
	27	A	Western Kentucky	11/29/02
	27	H	Virginia	2/7/02
	27	H	Pittsburgh	12/11/04
9.	26	H	Georgia Tech	1/8/06
	26	H	Florida State	1/20/11

Rebound Margin

Rk.	No.	CU-Opp.	Site	Opponent	Date
1.	+31	22-53	H	NC State	1/28/18
2.	+30	26-56	H	Florida State	2/23/14
3.	+29	25-54	H	Florida State	01/08/15
4.	+28	23-51	A	Duke	2/5/07
	+28	31-59	H	Virginia Tech	01/02/15
	+28	19-47	H	Louisville	02/12/15
7.	+27	35-62	A	South Carolina	11/20/06
8.	+26	33-59	N	North Carolina	3/6/09
9.	+25	31-56	H	Kansas State	1/5/83
	+25	29-54	A	Tennessee	3/8/79
	+25	23-48	A	NC State	2/9/83

Assists

Rk.	No.	Site	Opponent	Date
1.	36	A	Old Dominion	11/30/79
2.	33	H	Carson-Newman	2/12/80
	33	A	NC State	1/3/87
4.	32	A	Maryland	2/23/85
5.	30	A	Duke	2/27/04
6.	29	A	Tennessee	3/5/80
	29	A	Maryland	2/9/14
8.	28	A	Wake Forest	1/10/87

Turnovers

Rk.	No.	Site	Opponent	Date
1.	45	H	Georgia Tech	1/31/80
2.	39	H	Charleston So.	11/30/91
	39	H	Clafin	2/24/79
4.	38	H	Radford	1/14/91
	38	H	Appalachian State	1/9/81
	38	H	Texas Arlington	11/30/95
7.	37	H	NC State	12/11/76
8.	36	H	Baptist	12/4/76

Fewest Turnovers

Rk.	No.	Site	Opponent	Date
1.	6	H	Georgia	12/15/82
2.	7	A	Notre Dame	1/5/14
	7	A	South Carolina	11/20/14
	7	H	Virginia	02/01/15
	7	H	Virginia	1/19/17
	7	A	NC State	1/22/17
7.	8	H	Duke	2/19/96
	8	A	NC State	2/12/04
	8	H	Syracuse	1/5/17
	8	H	Virginia Tech	1/8/17

Blocked Shots

Rk.	No.	Site	Opponent	Date
1.	16	A	South Carolina	11/15/18
2.	12	H	Maryland	1/12/80
	12	H	Georgia Tech	1/18/89
	12	A	North Carolina	2/7/08
	12	H	Wake Forest	1/20/14
	12	A	Pittsburgh	2/9/17
7.	11	A	South Carolina	12/15/16
8.	10	H	South Carolina	12/22/07
	10	H	Florida State	2/23/12
	10	A	Indiana	11/28/12

Clemson ACC Tournament Single Game Records (Individual)

Category	Statistic	Player	Opponent	Date	Round	Location
Points	36	Barbara Kennedy	NC State	2-13-81	Semifinals	Clemson, SC
Field Goals	*15	Barbara Kennedy	Maryland	2-28-82	Finals	Raleigh, NC
Field Goal Attempts	30	Barbara Kennedy	NC State	2-13-81	Semifinals	Clemson, SC
Field Goal Percentage (Minimum 10 Attempts)	.846 (11-13)	Natasha Anderson	Florida State	2-27-98	Quarterfinals	Charlotte, NC
3-Point Field Goals	4	Kerry Boyatt	NC State	3-4-91	Finals	Fayetteville, NC
	4	Chrissy Floyd	NC State	3-2-02	Quarterfinals	Greensboro, NC
	4	Susan Yenser	Virginia	3-1-07	First Round	Greensboro, NC
3-Point Field Goal Attempts	9	Kerry Boyatt	NC State	3-4-91	Finals	Fayetteville, NC
Free Throws	10	Julie Brickley	Duke	3-1-85	Quarterfinals	Fayetteville, NC
Free Throw Attempts	13	Julie Brickley	Duke	3-1-85	Quarterfinals	Fayetteville, NC
Free Throw Percentage (Minimum 8 Attempts)	1.000 (9-9)	Ito Uoh	NC State	2-28-97	Quarterfinals	Charlotte, NC
Rebounds	*21	Barbara Kennedy	Wake Forest	2-12-81	Quarterfinals	Clemson, SC
	*21	Barbara Kennedy	North Carolina	2-27-82	Semifinals	Raleigh, NC
Assists	*13	Drema Greer	Duke	2-8-79	Quarterfinals	Raleigh, NC
Steals	7	Ramona O'Neal	Duke	3-5-88	Quarterfinals	Fayetteville, NC
	7	Lele Hardy	Georgia Tech	3-5-09	First Round	Greensboro, NC
Blocks	6	Peggy Caple	North Carolina	2-27-82	Semifinals	Raleigh, NC

Opponent ACC Tournament Single Game Records (Individual)

Category	Statistic	Player	Opponent	Date	Round	Location
Points	*42	Linda Page	NC State	3-5-83	Semifinals	Fayetteville, NC
Field Goals	*15	Rhonda Mapp	NC State	3-7-92	Quarterfinals	Rock Hill, SC
Field Goal Attempts	28	Tresa Brown	North Carolina	3-2-84	Quarterfinals	Fayetteville, NC
Field Goal Percentage (Minimum 10 Attempts)	.800 (8-10)	Jane Zivalich	Virginia	2-20-78	Quarterfinals	Charlottesville, VA
	.800 (8-10)	Angie Armstrong	NC State	3-5-83	Semifinals	Fayetteville, NC
3-Point Field Goals	7	Brittany Rountree	North Carolina	3-1-12	First Round	Greensboro, NC
3-Point Field Goal Attempts	14	Katie Smrcka-Duffy	NC State	2-28-97	Quarterfinals	Charlotte, NC
Free Throws	*16	Linda Page	NC State	3-5-83	Semifinals	Fayetteville, NC
Free Throw Attempts	*18	Linda Page	NC State	3-5-83	Semifinals	Fayetteville, NC
Free Throw Percentage (Minimum 8 Attempts)	1.000 (12-12)	Mimi McKinney	Virginia	3-1-97	Semifinals	Charlotte, NC
Rebounds	19	Kris Kirchner	Maryland	2-9-80	Semifinals	College Park, MD
	19	Sharon Manning	NC State	3-4-91	Finals	Fayetteville, NC
Assists	*13	Jasmina Perazic	Maryland	2-28-82	Finals	Raleigh, NC
Steals	6	Debbie Lytle	Maryland	2-9-80	Semifinals	College Park, MD
Blocks	6	Regan Magarity	Virginia Tech	3-1-17	First Round	Conway, SC

Clemson ACC Tournament Individual Career Records

Category	Statistic	Player	Years
Points	239	Barbara Kennedy	1979-82
Field Goals	104	Barbara Kennedy	1979-82
Field Goal Attempts	208	Barbara Kennedy	1979-82
Field Goal Percentage (Minimum 50 Attempts)	.567 (38-67)	Natasha Anderson	1995-98
3-Point Field Goals	14	Kerry Boyatt	1989-93
3-Point Field Goal Attempts	32	Kerry Boyatt	1989-93
Free Throws	34	Ito Uoh	1995-98
Free Throw Attempts	42	Barbara Kennedy	1979-82
Free Throw Percentage (Minimum 20 Attempts)	.872 (34-39)	Ito Uoh	1995-98
Rebounds	99	Barbara Kennedy	1979-82
Assists	39	Jenny Lierly	1978-82
Steals	29	Lele Hardy	2006-10
Blocks	15	Peggy Caple	1981-85

Clemson ACC Tournament Records By An Individual

Category	Statistic	Player	Year	Games
Points	88	Barbara Kennedy	1982	3
Field Goals	*40	Barbara Kennedy	1982	3
Field Goal Attempts	73	Barbara Kennedy	1982	3
Field Goal Percentage (Minimum 10 Attempts)	.643 (18-28)	Natasha Anderson	1998	3
3-Point Field Goals	9	Kerry Boyatt	1991	3
3-Point Field Goal Attempts	18	Kerry Boyatt	1991	3
Free Throws	19	Amy Geren	1996	3
Free Throw Attempts	23	Amy Geren	1996	3
Free Throw Percentage (Minimum 10 Attempts)	.947 (18-19)	Ito Uoh	1998	3
Rebounds	39	Barbara Kennedy	1982	3
Assists	28	Jennie Lierly	1982	3
Steals	12	Lele Hardy	2009	2
Blocks	9	Peggy Cable	1982	3

* Denotes ACC Record

ACC Individual Records

Single Game

Field Goals Made

15 Barbara Kennedy vs. Maryland
1982, Finals

Rebounds

21 Barbara Kennedy vs. Wake Forest
1981, First Round
21 Barbara Kennedy vs. North Carolina
1982, Semifinals

Assists (T-1st)

13 Drema Greer vs. Duke
1979, First Round

Single Tournament

Field Goals Made

40 Barbara Kennedy, 1982

Clemson ACC Tournament Single Game Team Records

Category	Statistic	Opponent	Year	Round	Location
Points	96	NC State	1992	Quarterfinals	Rock Hill, SC
Field Goals	40	Duke	1979	Quarterfinals	Raleigh, NC
	40	NC State	1992	Quarterfinals	Rock Hill, SC
Field Goal Attempts	*88	Duke	1979	Quarterfinals	Raleigh, NC
	*88	Wake Forest	1981	Quarterfinals	Clemson, SC
Field Goal Percentage	.545	Georgia Tech	1992	Semifinals	Rock Hill, SC
3-Point Field Goals	7	Virginia	2007	First Round	Greensboro, NC
	7	North Carolina	2009	Quarterfinals	Greensboro, NC
3-Point Field Goal Attempts	20	Virginia	2007	First Round	Greensboro, NC
3-Point Field Goal Percentage	.667	Virginia Tech	2017	First Round	Conway, SC
Free Throws	*33	Duke	1990	Quarterfinals	Fayetteville, NC
Free Throw Attempts	*57	Duke	1990	Quarterfinals	Fayetteville, NC
Free Throw Percentage	.947	Georgia Tech	2009	First Round	Greensboro, NC
Rebounds	*68	Wake Forest	1981	Quarterfinals	Clemson, SC
Rebound Margin	+21	Wake Forest	1981	Quarterfinals	Clemson, SC
Assists	26	Wake Forest	1981	Quarterfinals	Clemson, SC
Turnovers	28	Virginia	1990	Semifinals	Fayetteville, NC
Steals	18	Wake Forest	1981	Quarterfinals	Clemson, SC
Blocks	8	Wake Forest	1981	Quarterfinals	Clemson, SC
Victory Margin	+32	Wake Forest	1981	Quarterfinals	Clemson, SC

Opponent ACC Tournament Single Game Team Records

Category	Statistic	Opponent	Year	Round	Location
Points	103	NC State	1983	Semifinals	Fayetteville, NC
Field Goals	38	North Carolina	1986	Quarterfinals	Fayetteville, NC
Field Goal Attempts	78	NC State	2008	First Round	Greensboro, NC
Field Goal Percentage	.614 (35-57)	NC State	1989	Semifinals	Fayetteville, NC
3-Point Field Goals	8	NC State	1997	Quarterfinals	Charlotte, NC
	8	Florida State	1998	Quarterfinals	Charlotte, NC
	8	North Carolina	2012	First Round	Greensboro, NC
3-Point Field Goal Attempts	27	Virginia	1996	Semifinals	Rock Hill, SC
3-Point Field Goal Percentage	.583	NC State	1992	Semifinals	Rock Hill, SC
Free Throws	32	Duke	1983	Quarterfinals	Fayetteville, NC
Free Throw Attempts	48	North Carolina	1998	Finals	Charlotte, NC
Free Throw Percentage	.909	Virginia	1997	Semifinals	Charlotte, NC
Rebounds	59	North Carolina	2009	Quarterfinals	Greensboro, NC
Rebound Margin	+26	North Carolina	2009	Quarterfinals	Greensboro, NC
Assists	26	North Carolina	2008	Quarterfinals	Greensboro, NC
Turnovers	31	Duke	1979	Quarterfinals	Raleigh, NC
Steals	18	Maryland	1978	Semifinals	Charlottesville, MD
Blocks	9	Virginia Tech	2017	First Round	Conway, SC
Victory Margin	+39	North Carolina	2012	First Round	Greensboro, NC

Clemson ACC Tournament Team Records

Category	Statistic	Year	Games
Points	227	1982	3
Field Goals	105	1982	3
Field Goal Attempts	220	1982	3
Field Goal Percentage	.522 (70-134)	1992	2
3-Point Field Goals	11	1991	3
	11	1992	2
3-Point Field Goal Attempts	35	2009	2
Free Throws	64	1996	3
Free Throw Attempts	97	1996	3
Free Throw Percentage	.839 (26-31)	2009	2
Rebounds	139	1991	3
Assists	75	1982	3
Steals	28	1989	2
Blocks	15	1982	3

* Denotes ACC Record

ACC Team Records

Single Game

Most Field Goal Attempts

88 vs. Duke
1979, Quarterfinals
88 vs. Wake Forest
1981, Quarterfinals

Rebounds

68 vs. Wake Forest
1981, Quarterfinals

Single Tournament

Assists (T-1st)

75 1982

Clemson NCAA Tournament Single-Game Records By An Individual

Category	Stat.	Name	Opponent	Date	Round	Location
Points	43	Barbara Kennedy	Penn State	3/12/82	First Round, NCAA East Regional	University Park, PA
Field Goals	20	Barbara Kennedy	Penn State	3/12/82	First Round, NCAA East Regional	University Park, PA
Field Goal Attempts	32	Barbara Kennedy	Penn State	3/12/82	First Round, NCAA East Regional	University Park, PA
Field Goal Percentage (Min. 10 Attempts)	.700 (7-10)	Karen Ann Jenkins	Auburn	3/23/89	Regional Semifinals, NCAA Mideast Regional	Auburn, AL
3-Point Field Goals	6	Stephanie Ridgeway	Austin Peay	3/16/96	First Round, NCAA Midwest Regional	Clemson, SC
		Tara Saunooke	Xavier	3/17/93	First Round, NCAA Midwest Regional	Clemson, SC
		Amy Geren	S.F. Austin	3/18/96	Second Round, NCAA Midwest Regional	Clemson, SC
3-Point Field Goal Attempts	12	Tara Saunooke	Xavier	3/17/93	First Round, NCAA Midwest Regional	Clemson, SC
Free Throws	12	Ramona O'Neal	Georgia	3/18/89	Second Round, NCAA Mideast Regional	Clemson, SC
Free Throw Attempts	14	Ramona O'Neal	Georgia	3/18/89	Second Round, NCAA Mideast Regional	Clemson, SC
Free Throw Percentage (Min. 10 Attempts)	.909	Amy Geren	S.F. Austin	3/18/96	Second Round, NCAA Midwest Regional	Clemson, SC
Rebounds	19	Jackie Farmer	Providence	3/16/91	Second Round, NCAA East Regional	Clemson, SC
Assists	9	Krystal Scott	Drake	3/17/00	First Round, NCAA East Regional	Storrs, CT
Steals	6	Nuria Forns	Xavier	3/18/01	Second Round, NCAA Mideast Regional	Cincinnati, OH
Blocks	6	Jaci Stimson	Austin Peay	3/16/96	First Round, NCAA Midwest Regional	Clemson, SC

Opponent NCAA Tournament Single-Game Records By An Individual

Category	Stat.	Name	Opponent	Date	Round	Location
Points	36	Shameka Christon	Arkansas	3/15/02	First Round, NCAA Mideast Regional	Manhattan, KS
Field Goals	13	Shameka Christon	Arkansas	3/15/02	First Round, NCAA Mideast Regional	Manhattan, KS
	12	Denee Parker	S.F. Austin	3/21/93	Second Round, NCAA Midwest Regional	Nacogdoches, TX
Field Goal Attempts	21	Albena Branzova	Florida Int'l	3/16/94	First Round, NCAA Midwest Regional	Miami, FL
Field Goal Percentage	.800 (8-10)	Latasha Lewis	S.F. Austin	3/18/96	Second Round, NCAA Midwest Regional	Clemson, SC
3-Point Field Goals	5	Helen Mency	Providence	3/16/91	Second Round, NCAA East Regional	Clemson, SC
	5	Nicole Levandusky	Xavier	3/18/01	Second Round, NCAA Mideast Regional	Cincinnati, OH
3-Point Field Goal Attempts	12	Helen Mency	Providence	3/16/91	Second Round, NCAA East Regional	Clemson, SC
Free Throws	10	Nikki Mccray	Tennessee	3/19/94	Second Round, NCAA Mideast Regional	Knoxville, TN
	10	Jennifer Phillips	Xavier	3/18/01	Second Round, NCAA Mideast Regional	Cincinnati, OH
Free Throw Attempts	13	Nikki Mccray	Tennessee	3/19/94	Second Round, NCAA Mideast Regional	Knoxville, TN
	13	Elena Vishniakova	Georgia	3/20/99	Regional Semifinals, NCAA Mideast Regional	Cincinnati, OH
Free Throw Percentage	1.000 (10-10)	Jennifer Phillips	Xavier	3/18/01	Second Round, NCAA Mideast Regional	Cincinnati, OH
Rebounds	17	Dana Johnson	Tennessee	3/19/94	Second Round, NCAA Mideast Regional	Knoxville, TN
Assists	11	Amy Wright	Arkansas	3/15/02	First Round, NCAA Mideast Regional	Manhattan, KS
Steals	5	Simone Caldwell	Austin Peay	3/16/96	First Round, NCAA Mideast Regional	Clemson, SC
	5	Deana Nolan	Georgia	3/20/99	Regional Semifinals, NCAA Mideast Regional	Cincinnati, OH
Blocks	4	Teresa Jenkins	Florida A&M	3/12/99	First Round, NCAA Mideast Regional	Clemson, SC

Clemson NCAA Tournament Records By An Individual

Clemson NCAA Tournament Individual Career Records

Category	Statistic	Player	Year	Games	Category	Statistic	Player	Years
Points	54	Natasha Anderson	1999	3	Points	140	Shandy Bryan	1989-93
Field Goals	22	Natasha Anderson	1999	3	Field Goals	53	Shandy Bryan	1989-93
Field Goal Attempts	50	Cheron Wells	1991	3	Field Goal Attempts	104	Shandy Bryan	1989-93
Field Goal Pct. (Minimum 10 Attempts)	.667 (12-18)	Karen Ann Jenkins	1989	2	Field Goal Pct. (Minimum of 10 Attempts)	.667 (18-27)	Karen Ann Jenkins	1988-89
3-Point Field Goals	11	Tara Saunooke	1993	2	3-Point Field Goals	20	Tara Saunooke	1991-95
3-Point Field Goal Att.	20	Tara Saunooke	1993	2	3-Point Field Goal Att.	54	Amy Geren	1996-99
	20	Amy Geren	1999	3	Free Throws	24	Shandy Bryan	1989-93
Free Throws	12	Ramona O'Neal	1989	2	Free Throw Attempts	29	Erin Bath	1998-01
Free Throw Attempts	14	Ramona O'Neal	1989	2	Free Throw Pct.	.840 (21-25)	Amy Geren	1996-99
	14	Kerry Boyatt	1990	3	Rebounds	71	Shandy Bryan	1989-93
Free Throw Pct.	.917 (11-12)	Shandy Bryan	1990	3	Assists	31	Ito Umoh	1995-99
Rebounds	35	Jackie Farmer	1991	3	Steals	17	Ito Umoh	1995-99
Assists	16	Ito Umoh	1999	3	Blocks	20	Jackie Farmer	1989-91
Steals	10	Ito Umoh	1999	3				
Blocks	10	Jackie Farmer	1990	3				
	10	Jackie Farmer	1991	3				

Clemson NCAA Tournament Single-Game Team Records

Category	Stat.	Opponent	Date	Round	Location
Points	103	Providence	3/16/91	Second Round, NCAA East Regional	Clemson, SC
Field Goals	42	Providence	3/16/91	Second Round, NCAA East Regional	Clemson, SC
Field Goal Attempts	77	Providence	3/16/91	Second Round, NCAA East Regional	Clemson, SC
Field Goal Percentage	.559	Austin Peay	3/16/96	First Round, NCAA Midwest Regional	Clemson, SC
3-Point Field Goals	9	Xavier	3/17/93	First Round, NCAA Midwest Regional	Clemson, SC
	9	S.F. Austin	3/21/93	Second Round, NCAA Midwest Regional	Nacogdoches, TX
3-Point Field Goal Attempts	20	Xavier	3/17/93	First Round, NCAA Midwest Regional	Clemson, SC
Free Throws	26	S.F. Austin	3/18/96	Second Round, NCAA Midwest Regional	Clemson, SC
Free Throw Attempts	37	S.F. Austin	3/18/96	Second Round, NCAA Midwest Regional	Clemson, SC
Free Throw Percentage	.900	James Madison	3/21/91	Regional Semifinals, NCAA East Regional	Philadelphia, PA
Rebounds	66	Providence	3/16/91	Second Round, NCAA East Regional	Clemson, SC
Rebound Margin	+36	Providence	3/16/91	Second Round, NCAA East Regional	Clemson, SC
Assists	24	Austin Peay	3/16/96	First Round, NCAA Midwest Regional	Clemson, SC
Turnovers	31	James Madison	3/19/88	Second Round, NCAA East Regional	Harrisonburg, VA
Steals	16	Manhattan	3/14/90	First Round, NCAA East Regional	Clemson, SC
	16	Austin Peay	3/16/96	First Round, NCAA Midwest Regional	Clemson, SC
Blocks	10	Austin Peay	3/16/96	First Round, NCAA Midwest Regional	Clemson, SC

Opponent NCAA Tournament Single-Game Team Records

Category	Stat.	Opponent	Date	Round	Location
Points	96	Penn State	3/12/82	First Round, NCAA East Regional	University Park, PA
Field Goals	40	Penn State	3/12/82	First Round, NCAA East Regional	University Park, PA
Field Goal Attempts	78	Providence	3/16/91	Second Round, NCAA East Regional	Clemson, SC
Field Goal Percentage	.571	Penn State	3/12/82	First Round, NCAA East Regional	University Park, PA
3-Point Field Goals	10	Providence	3/16/91	Second Round, NCAA East Regional	Clemson, SC
3-Point Field Goal Attempts	29	Providence	3/16/91	Second Round, NCAA East Regional	Clemson, SC
Free Throws	29	Tennessee	3/19/94	Second Round, NCAA Midwest Regional	Knoxville, TN
Free Throw Attempts	41	Arkansas	3/15/02	First Round, NCAA Midwest Regional	Manhattan, KS
Free Throw Percentage	.917	TN-Chattanooga	3/18/92	First Round, NCAA East Regional	Clemson, SC
Rebounds	51	Tennessee	3/19/94	Second Round, NCAA Midwest Regional	Knoxville, TN
Rebound Margin	+21	Tennessee	3/19/94	Second Round, NCAA Midwest Regional	Knoxville, TN
Assists	22	S.F. Austin	3/18/96	Second Round, NCAA Midwest Regional	Clemson, SC
Turnovers	7	Austin Peay	3/16/96	First Round, NCAA Midwest Regional	Clemson, SC
Steals	16	Connecticut	3/19/00	First Round, NCAA East Regional	Storrs, CT
Blocks	11	Mississippi State	3/24/19	Second Round, NCAA Portland Regional	Starkville, MS

VICTORY MARGINS

Largest Overall Victories

Rk.	Margin	Opponent	Score	Site	Date
1.	97	Gardner-Webb	136-39	H	Feb. 26, 1977
2.	68	Charleston Southern	104-36	H	Feb. 4, 1976
3.	67	UNC-Asheville	93-26	H	Nov. 14, 1998
4.	65	Charleston Southern	113-48	H	Nov. 30, 1991
5.	62	Coppin State	92-30	H	Dec. 11, 1993
6.	60	Presbyterian	100-40	H	Dec. 4, 1985
	60	SC State	102-42	H	Dec. 29, 1994
8.	59	Duke	118-59	H	Jan. 11, 1978
	59	Clafflin	112-53	H	Jan. 24, 1979
10.	57	Alabama State	92-35	H	Jan. 20, 1993

Largest Home Victories

Rk.	Margin	Opponent	Score	Site	Date
1.	97	Gardner-Webb	136-39	H	Feb. 26, 1977
2.	68	Charleston Southern	104-36	H	Feb. 4, 1976
3.	67	UNC-Asheville	93-26	H	Nov. 14, 1998
4.	65	Charleston Southern	113-48	H	Nov. 30, 1991
5.	62	Coppin State	92-30	H	Dec. 11, 1993
6.	60	Presbyterian	100-40	H	Dec. 4, 1985
	60	SC State	102-42	H	Dec. 29, 1994
8.	59	Duke	118-59	H	Jan. 11, 1978
	59	Clafflin	112-53	H	Jan. 24, 1979
10.	57	Alabama State	92-35	H	Jan. 20, 1993

Largest Away Victories

Rk.	Margin	Opponent	Score	Site	Date
1.	56	Charleston Southern	103-47	A	Feb. 5, 1977
2.	55	Wake Forest	108-53	A	Dec. 5, 1977
3.	54	College of Charleston	81-27	A	Jan. 5, 1995
4.	52	Western Carolina	80-28	A	Dec. 4, 1995
5.	47	Furman	77-30	A	Dec. 6, 1995
6.	46	Furman	97-51	A	Jan. 26, 1977
	46	Wake Forest	104-58	A	Dec. 1, 1979
8.	45	Davidson	83-38	A	Feb. 9, 1977
9.	43	Mercer	109-66	A	Dec. 20, 1977
	43	New Orleans	101-58	A	Dec. 20, 1997

Largest Neutral Victories

Rk.	Margin	Opponent	Score	Site	Date
1.	43	Mercer	109-66	N ¹	Dec. 20, 1977
	43	New Orleans	101-58	N ²	Dec. 20, 1997
3.	41	East Tennessee State	107-66	N ³	Mar. 25, 1995
4.	37	UNC-Wilmington	88-51	N ⁴	Dec. 29, 1988
5.	36	Eastern Illinois	94-58	N ⁵	Dec. 18, 1992
	36	Jackson State	82-46	N ⁶	Dec. 18, 1995
7.	33	Wisconsin	87-54	N ⁷	Nov. 23, 1984
8.	32	Cleveland State	104-72	N ⁸	Nov. 30, 1985
9.	28	Wright State	72-44	N ⁹	Dec. 20, 1991
	28	Ohio	76-48	N ¹⁰	Dec. 29, 1993
	28	Detroit	72-44	N ¹¹	Nov. 23, 2017

N¹ - North Carolina Christmas Classic; Chapel Hill, NC

N² - Myrtle Beach, SC

N³ - NWIT; Amarillo, TX

N⁴ - St. Peter's Tournament; Jersey City, NJ

N⁵ - Alabama Classic; Tuscaloosa, AL

N⁶ - Texas-Arlington Tournament; Arlington, TX

N⁷ - Giusti Tournament; Portland, OR

N⁸ - Kentucky Invitational; Lexington, KY

N⁹ - South Florida Tournament; Tampa, FL

N¹⁰ - Hilton Head Tournament; Hilton Head, SC

N¹¹ - San Juan Shootout; Daytona Beach, FL

Largest Overall Losses

Rk.	Margin	Opponent	Score	Site	Date
1.	64	Maryland	46-110	A	Jan. 6, 2008
2.	59	Florida State	27-86	H	Jan. 15, 2017
3.	58	South Carolina	41-99	A	Nov. 20, 2014
4.	57	Duke	45-102	A	Feb. 27, 2004
5.	55	Duke	37-92	A	Jan. 26, 2011
6.	54	Old Dominion	58-112	A	Nov. 30, 1979
7.	53	Notre Dame	37-90	A	Jan. 21, 2018
8.	52	Duke	53-105	A	Feb. 5, 2007
	52	Maryland	43-95	A	Feb. 9, 2014
10.	50	Duke	42-92	A	Jan. 28, 2001

Largest Home Losses

Rk.	Margin	Opponent	Score	Site	Date
1.	59	Florida State	27-86	H	Jan. 15, 2017
2.	44	Duke	37-81	H	Jan. 27, 2012
3.	40	Maryland	40-80	H	Jan. 27, 2013
4.	38	Notre Dame	63-101	H	Jan. 31, 2019
	38	Notre Dame	36-74	H	Jan. 24, 2015
5.	35	North Carolina	65-100	H	Jan. 11, 2007
	35	Georgia Tech	54-89	H	Feb. 22, 2009
7.	32	Duke	65-97	H	Jan. 26, 2006
	32	NC State	57-89	H	Feb. 28, 2008
	32	Louisville	49-81	H	Feb. 12, 2015
	32	Louisville	44-76	H	Feb. 2, 2019
	32	Virginia	37-69	H	Jan. 19, 2017

Largest Away Losses

Rk.	Margin	Opponent	Score	Site	Date
1.	64	Maryland	46-110	A	Jan. 6, 2008
2.	57	Duke	45-102	A	Feb. 27, 2004
3.	55	Duke	37-92	A	Jan. 26, 2011
4.	54	Old Dominion	58-112	A	Nov. 30, 1979
5.	53	Notre Dame	37-90	A	Jan. 21, 2018
6.	52	Duke	53-105	A	Feb. 5, 2007
	52	Maryland	43-95	A	Feb. 9, 2014
8.	50	Duke	42-92	A	Jan. 28, 2001
9.	48	Florida State	43-91	A	Feb. 15, 2018
10.	44	North Carolina	55-99	A	Feb. 4, 2005

Largest Neutral Losses

Rk.	Margin	Opponent	Score	Site	Date
1.	42	Baylor	40-82	N ¹	Dec. 20, 2010
2.	41	Auburn	50-91	N ²	Nov. 28, 1986
3.	39	Vanderbilt	47-86	N ³	Nov. 12, 2005
	39	North Carolina	51-90	N ¹⁰	Mar. 1, 2012
4.	38	Tennessee	46-84	N ⁴	Mar. 10, 1977
5.	34	South Carolina	55-89	N ⁵	Mar. 1, 1980
6.	33	Oregon State	41-74	N ⁴	Dec. 21, 2014
6.	31	North Carolina	50-81	N ⁶	Mar. 1, 1998
7.	28	Tennessee	58-86	N ⁷	Nov. 24, 2000
	28	Georgia	60-88	N ⁸	Feb. 13, 2005
9.	27	High Point	78-105	N ⁹	Mar. 13, 1976
10.	25	FGCU	61-86	N ⁴	Nov. 28, 2014

N¹ - Bahamas Sunsplash Shootout; Nassau, Bahamas

N² - Minnesota Classic; Minneapolis, MN

N³ - WBCA/BTI Classic; Tempe, AZ

N⁴ - Paradise Jam, St. Thomas, USVI

N⁵ - SCAIAW Tournament; Florence, SC

N⁶ - ACC Tournament; Charlotte, NC

N⁷ - Maui Classic; Maui, HI

N⁸ - Russell Athletic Shootout; Duluth, GA

N⁹ - AIAW Region II Tournament; Covington, KY

N¹⁰ - ACC Tournament, Greensboro, NC

Date	Site	Half	Opponent	Final	Date	Site	Half	Opponent	Final
Mar. 6, 1976	N	37-38	SC State	73-60	Jan. 7, 1999	H	23-26	Florida State	77-55
Feb. 1, 1977	H	30-31	Erskine	70-49	Feb. 27, 1999	N	26-28	NC State	52-51
Feb. 23, 1977	H	37-39	South Carolina	80-74	Mar. 1, 1999	N	36-43	North Carolina	87-72
Mar. 5, 1977	N	37-40	N. Greenville	86-76	Nov. 22, 1999	H	33-34	Mississippi	71-63
Jan. 7, 1978	H	30-31	South Carolina	69-66	Dec. 1, 1999	A	25-27	Furman	57-52
Jan. 14, 1978	H	36-38	South Carolina	79-66	Jan. 27, 2000	A	31-35	Florida State	73-61
Feb. 18, 1978	H	32-34	Francis Marion	78-72	Feb. 6, 2000	A	22-24	Maryland	59-57
Feb. 25, 1978	H	30-34	Francis Marion	80-75	Nov. 29, 2000	A	24-27	South Carolina	56-43
Jan. 11, 1979	H	30-33	East Carolina	61-60	Dec. 21, 2000	N	25-28	Auburn	72-61
Jan. 20, 1979	A	28-32	Virginia	62-59	Feb. 22, 2001	A	29-32	Florida State	63-49
Feb. 3, 1979	H	34-36	South Carolina	70-63	Mar. 16, 2001	N	19-22	TN-Chattanooga	51-49
Dec. 5, 1979	H	29-35	South Carolina	75-73	Feb. 25, 2002	A	23-26	NC State	63-52
Jan. 5, 1980	A	34-39	East Tennessee State	84-76	Dec. 21, 2002	N	16-23	Marshall	45-37
Jan. 7, 1980	A	33-48	North Carolina	76-75	Jan. 2, 2003	H	25-27	Virginia	63-62
Jan. 23, 1980	H	48-50	Mercer	88-85	Mar. 7, 2003	N	27-30	Maryland	63-61
Jan. 26, 1980	A	42-47	SC State	92-89	Dec. 19, 2003	A	28-33	Youngstown State	79-75
Feb. 4, 1980	H	35-37	Francis Marion	71-70	Jan. 21, 2004	H	33-38	Wake Forest	71-68
Feb. 8, 1980	N	35-40	Virginia	78-76	Jan. 25, 2004	H	17-30	Virginia	60-56
Dec. 18, 1980	N	31-36	Middle Tennessee	66-63	Jan. 2, 2005	H	23-27	Georgetown	71-62
Jan. 7, 1981	A	31-33	Georgia Tech	75-61	Jan. 9, 2005	H	26-28	NC State	78-65
Jan. 10, 1981	H	37-49	Alabama	79-72	#Nov. 13, 2006	H	23-24	College of Charleston	64-42
Jan. 31, 1981	A	33-36	Louisville	78-77	Dec. 19, 2006	H	35-36	Dayton	77-69
Feb. 8, 1982	A	34-38	Auburn	73-65	Nov. 14, 2007	H	35-42	Duquesne	80-72
Feb. 27, 1982	N	46-47	North Carolina	84-76	Mar. 2, 2008	A	26-40	Florida State	72-70
Jan. 17, 1983	A	32-36	Tennessee Tech	68-67	Nov. 28, 2008	N	30-33	Kent State	68-53
Jan. 22, 1983	A	26-28	Virginia	76-71	Nov. 30, 2008	A	34-35	Washington	85-67
Feb. 5, 1983	H	35-36	Georgia Tech	84-66	Dec. 4, 2008	H	27-29	Northwestern	78-75
Mar. 4, 1983	N	40-44	Duke	93-92 (OT)	Dec. 6, 2008	H	19-33	Ohio	60-57
Dec. 3, 1983	H	32-42	South Carolina	80-77	Dec. 15, 2008	H	27-36	TN-Chattanooga	79-74
Dec. 6, 1983	A	25-35	Duke	78-72	Jan. 5, 2009	A	38-41	Miami (FL)	74-68
Dec. 29, 1983	A	35-40	Ohio State	73-67	Jan. 18, 2009	A	21-25	Wake Forest	64-60
Jan. 7, 1984	A	33-45	NC State	73-67	Dec. 3, 2009	A	32-34	Northwestern	69-68
Jan. 17, 1984	H	35-38	Duke	79-73	Dec. 15, 2009	H	35-36	USC-Upstate	78-65
Jan. 25, 1984	A	39-40	Georgia Tech	79-72	Jan. 29, 2010	H	29-34	Boston College	68-65
Mar. 22, 1984	N	36-37	Illinois State	81-61	Jan. 6, 2011	A	36-41	NC State	76-74
Jan. 9, 1985	A	35-37	Georgia Tech	84-81 (OT)	Jan. 23, 2011	A	26-37	Wake Forest	77-73 (OT)
Jan. 30, 1985	H	30-34	Wake Forest	76-68	Nov. 28, 2011	A	29-35	Furman	68-67
Feb. 15, 1985	A	31-34	Wake Forest	71-63	Feb. 3, 2012	A	21-26	Virginia Tech	55-51 (OT)
Feb. 23, 1985	A	41-44	Maryland	87-83	Feb. 17, 2013	H	17-25	Virginia Tech	51-46
Nov. 27, 1985	A	36-40	Virginia Tech	77-76	Feb. 21, 2013	H	27-32	Virginia	64-62
Feb. 12, 1986	H	41-44	AL-Birmingham	79-75	Dec. 5, 2013	H	23-30	North Florida	48-44
Dec. 14, 1987	A	32-34	South Alabama	75-71	Jan. 30, 2014	A	40-45	Georgia Tech	80-79 (OT)
Jan. 30, 1988	A	26-33	South Carolina	62-60	Jan. 2, 2015	H	29-31	Virginia Tech	63-54 (OT)
Feb. 10, 1988	H	28-33	South Carolina	72-62	Nov. 24, 2016	N	15-18	Loyola-Chicago	61-40
Nov. 26, 1988	N	29-32	LSU	69-66	Dec. 21, 2016	A	27-29	Jacksonville State	69-63
Dec. 17, 1988	A	31-35	Radford	63-57	Jan. 29, 2017	H	23-29	Georgia Tech	62-61
Feb. 18, 1989	A	40-45	Virginia	93-84	Feb. 5, 2017	H	31-42	North Carolina	78-67
Jan. 16, 1990	H	31-33	Maryland	72-60	Mar. 1, 2017	N	30-32	Virginia Tech	67-66
Jan. 22, 1990	H	32-34	Radford	78-77 (2 OT)	Nov. 1, 2017	H	27-28	Monmouth	57-54
Feb. 10, 1990	A	22-30	Wake Forest	63-59	Dec. 4, 2017	A	25-29	Louisiana Tech	55-47
Jan. 21, 1991	A	29-42	Wake Forest	69-63					
Jan. 26, 1991	H	33-34	North Carolina	79-66					
Jan. 28, 1991	H	25-29	Duke	63-49					
Mar. 3, 1991	N	32-40	Virginia	65-62					
Dec. 21, 1991	A	40-41	South Florida	90-83					
Jan. 15, 1992	H	30-34	Florida State	80-73					
Feb. 19, 1992	H	23-25	North Carolina	49-46					
Dec. 27, 1992	N	34-39	Texas	78-75					
\$Dec. 29, 1992	A	24-41\$	Rutgers	68-67					
Jan. 13, 1993	H	28-31	Virginia	61-60 (OT)					
Jan. 13, 1994	H	25-26	Wake Forest	72-54					
Feb. 25, 1994	A	26-27	Georgia Tech	55-51					
Feb. 1, 1995	H	35-36	Duke	78-64					
Feb. 18, 1995	H	30-32	Wake Forest	72-57					
Dec. 9, 1995	H	38-39	Appalachian State	89-73					
Dec. 19, 1995	A	38-40	TX-Arlington	85-72					
Feb. 17, 1996	A	26-27	Wake Forest	59-58					
Dec. 18, 1996	A	31-33	South Carolina	66-60					
Dec. 21, 1996	N	23-26	Washington State	73-63					
Dec. 28, 1996	N	23-24	Boston College	55-52					
Jan. 4, 1997	A	17-25	Virginia	58-44					
Jan. 11, 1997	H	31-34	Florida State	74-63					
Dec. 4, 1997	A	29-32	Furman	83-70					
Feb. 12, 1998	A	28-29	Maryland	74-70 (OT)					
Dec. 20, 1998	N	26-30	LSU	60-58					

\$ - Largest halftime deficit from which Clemson came back for a victory.
 # - Largest margin of victory after trailing at halftime.

HIGHLIGHT GAMES

Clemson 100-Point Games

Date	Site	Score	Opponent
Dec. 4, 1976	H	104-36	Charleston Southern
Feb. 5, 1977	A	103-47	Charleston Southern
Feb. 26, 1977	H	136-39	Gardner Webb
Dec. 5, 1977	A	108-53	Wake Forest
Dec. 17, 1977	H	101-81	Appalachian State
Dec. 20, 1977	N	109-66	Mercer
Jan. 11, 1978	H	118-59	Duke
Jan. 13, 1978	H	101-66	Yale
Dec. 9, 1978	H	118-64	Francis Marion
Jan. 10, 1979	H	102-49	William & Mary
Jan. 17, 1979	H	111-59	Wake Forest
Feb. 24, 1979	H	112-53	Clafflin
Dec. 1, 1979	A	104-58	Wake Forest
Jan. 9, 1980	H	111-56	Duke
Jan. 31, 1980	H	103-67	Georgia Tech
Jan. 30, 1982	H	103-81	TN-Chattanooga
Feb. 17, 1982	H	101-68	Erskine
Feb. 23, 1983	H	103-71	Wake Forest
Jan. 28, 1984	H	100-58	Wake Forest
Feb. 4, 1984	H	104-105	NC State#
Mar. 24, 1984	N	110-106	Western Kentucky
Dec. 29, 1984	H	101-90	Virginia Tech
Feb. 9, 1985	H	100-63	Mars Hill
Nov. 30, 1985	N	104-72	Cleveland State
Dec. 4, 1985	H	100-40	Presbyterian
Dec. 13, 1986	H	103-53	Charleston Southern
Mar. 16, 1991	H	103-91	Providence
Nov. 30, 1991	H	113-48	Charleston Southern
Jan. 10, 1992	A	107-72	Duke
Dec. 29, 1994	H	102-42	SC State
Mar. 25, 1995	N	107-66	East Tennessee State
Dec. 29, 1997	N	101-58	New Orleans
Feb. 10, 1998	H	102-55	Wofford
Nov. 20, 1998	H	101-59	Wofford
Nov. 21, 2003	H	103-99	South Carolina (OT)

#-Clemson losses

Opponent's 100-Point Games

Date	Site	Score	Opponent
Nov. 30, 1979	A	58-112	Old Dominion
Feb. 28, 1983	A	64-105	Georgia
Mar. 3, 1983	N ¹	87-103	NC State
Feb. 4, 1984	H	104-105	NC State (2OT)
Mar. 24, 1984	N ²	110-106	Western Kentucky (OT)
Feb. 8, 2001	A	99-100	North Carolina (2OT)
Feb. 27, 2004	A	45-102	Duke
Jan. 6, 2006	A	61-102	North Carolina
Jan. 11, 2007	H	65-100	North Carolina
Feb. 5, 2007	A	53-105	Duke
Jan. 6, 2008	A	46-110	Maryland

N¹ - ACC Tournament, Fayetteville, NC;

N² - NWIT, Amarillo, TX

Clemson Victories In The Closing Seconds

Date	Score	Site	Opponent	Description
Jan. 16, 1978	73-71	H	Francis Marion	Debra Buford converted two free throws with two seconds remaining.
Nov. 28, 1979	83-81	A	Georgia	Bobbie Mims hit both ends of a 1-1 with eight seconds left.
Feb. 2, 1980	78-76	N ¹	Virginia	Bobbie Mims hit both ends of a 1-1 with eight seconds remaining.
Feb. 1, 1982	79-78	H	Tennessee Tech	Jenny Lyerly hit 1-2 free throws with four seconds remaining to give Clemson the win.
Mar. 4, 1983	93-92	N ¹	Duke	Mary Anne Cubelic tipped in a missed shot at the buzzer from underneath.
Feb. 24, 1990	80-79	A	North Carolina	Peggy Sells hit one of two free throws with six seconds left.
Mar. 2, 1991	60-58	N ¹	Duke	Jackie Farmer tipped in the winning basket underneath as time expired.
Mar. 21, 1992	57-55	N ²	James Madison	Peggy Sells hit a four-foot shot with one second remaining to put Clemson in the NCAA Final Eight.
Dec. 27, 1992	78-75	N ³	Texas	Dana Puckett hit a 22-foot shot at the buzzer as Clemson upsets 11th-ranked Texas.
Dec. 29, 1992	68-67	A ³	Rutgers	Jessica Barr scored on a 16-foot shot with 3.8 seconds left.
Jan. 8, 1994	54-52	H	Maryland	Jaci Stimson hit a left-handed hook shot with 1.3 seconds left to beat 24th-ranked Maryland.
Feb. 17, 1996	59-58	A	Wake Forest	Stephanie Ridgeway scored on a 16-foot jump shot with 4.3 seconds remaining.
Dec. 20, 1998	60-58	N ⁴	LSU	Ito Umo's driving layup with 3.1 seconds left gave Clemson the victory over LSU.
Mar. 16, 2001	51-49	N ⁵	TN-Chattanooga	Nuria Forns hit two free throws with 0.8 seconds remaining to give Clemson the win over Chattanooga.
Mar. 7, 2003	63-61	N ⁶	Maryland	Chrissy Floyd hit two free throws with under one second left to give Clemson the win over Maryland.
Dec. 20, 2005	52-51	H	Winthrop	Susan Yenser drained a short jumper as the buzzer sounded to give Clemson the one-point win.
Mar. 2, 2008	72-70	A	Florida State	Morganne Campbell grabbed an offensive board and put up a shot as time expired to give Clemson a two-point win.
Dec. 3, 2009	69-68	A	Northwestern	Kirstyn Wright drilled a three with Clemson down by two with just under three seconds to play to win.
Feb. 18, 2010	73-72ot	H	Miami (FL)	Lele Hardy's buzzer-beater with 3.6 seconds sent the game into overtime, and her layup with 0.8 seconds left in overtime clinched the game for the Tigers.
Jan. 30, 2014	80-79 ot	A	Georgia Tech	Nikki Dixon's layup with 8.5 seconds to play in overtime gave the team the win in Atlanta.
Jan. 29, 2017	62-61	H	Georgia Tech	Aliyah Collier hit two free throws with six seconds left.
Mar. 1, 2017	67-66	N ⁷	Virginia Tech	Danielle Edwards converted the second of two free throws with three seconds left.
Nov. 19, 2017	57-54	H	Monmouth	Down 5 points with 00:24 remaining, Clemson scored the final 8 points on its way to victory.
Dec. 21, 2017	67-65	A	FIU	Danielle Edwards hit the game-tying 3 with 00:10 left, and Alexis Carter hit a layup at the buzzer for the win.

N¹ - ACC Tournament, Fayetteville, NC; N² - NCAA Tournament, Final 16, Philadelphia, PA; N³ - Rutgers/Bell Atlantic Tournament, Piscataway, NJ; N⁴ - ACC/SEC Challenge, Myrtle Beach, SC; N⁵ - NCAA Tournament, First Round, Cincinnati, OH; N⁶ - ACC Tournament, Greensboro, NC; N⁷ - ACC Tournament, Conway, SC

Scoring Leaders

Year	Name, Class	FG	3FG	FT	Pts.	Avg.
1975-76	Janet Forester, FR	234		79	547	22.8
1976-77	Donna Forester, JR	245		121	611	19.7
1977-78	Donna Forester, SR	290		79	659	20.6
1978-79	Barb. Kennedy, FR	227		87	541	18.7
1979-80	Barb. Kennedy, SO	382		89	853	23.7
1980-81	Barb. Kennedy, JR	348		115	811	26.2
1981-82	Barb. Kennedy, SR	392		124	908	29.3
1982-83	M.A. Cubelic, SR	183		53	419	14.4
1983-84	Janet Knight, SO	213		86	512	17.1
1984-85	Janet Knight, SO	232		80	544	20.1
1985-86	M. Ashworth, SR	143		127	413	15.3
1986-87	K.A. Jenkins, SO	214		75	503	18.0
1987-88	K.A. Jenkins, JR	177	0	63	417	13.9
1988-89	L. Greenwood, SR	152	2	78	384	14.8
1989-90	Kerry Boyatt, FR	159	40	132	490	15.3
1990-91	Cheron Wells, JR	186	17	75	464	14.1
1991-92	Cheron Wells, SR	182	25	78	466	15.0
1992-93	Shandy Bryan, SR	224	0	113	561	18.7
1993-94	Jessica Barr, SR	237	16	104	594	19.8
1994-95	Tara Saunooke, SR	194	73	110	571	17.8
1995-96	S. Ridgeway, SR	181	14	84	460	15.3
1996-97	Ito Umoh, SO	142	9	98	391	13.0
1997-98	Amy Geren, JR	142	70	92	446	13.5
1998-99	Amy Geren, SR	130	54	118	432	13.5
1999-00	Chrissy Floyd, FR	162	7	49	380	12.3
2000-01	Chrissy Floyd, SO	200	42	81	523	16.9
2001-02	Chrissy Floyd, JR	208	35	78	529	18.2
2002-03	Chrissy Floyd, SR	208	40	49	505	17.4
2003-04	Lakeia Stokes, SR	162	22	147	493	17.0
2004-05	Reggie Maddox, JR	94	32	47	267	9.5
2005-06	Maxie. White, SO	136	18	30	320	11.0
2006-07	D'Leshia Lloyd, JR	178	0	53	409	14.1
2007-08	D'Leshia Lloyd, SR	112	2	26	252	9.0
2008-09	Lele Hardy, JR	186	40	91	503	16.2
2009-10	Lele Hardy, SR	158	40	91	447	14.4
2010-11	Kirstyn Wright, SR	126	65	50	367	12.2
2011-12	Nikki Dixon, FR	117	32	82	348	12.4
2012-13	Nikki Dixon, SO	131	15	92	369	12.7
2013-14	Nikki Dixon, JR	142	22	118	424	13.7
2014-15	Nikki Dixon, SR	147	14	149	457	15.2
2015-16	Nelly Perry, SO	131	25	86	373	14.3
2016-17	Nelly Perry, JR	111	38	71	331	12.7
2017-18	Kobi Thornton, SO	149	0	36	334	11.1
2018-19	Kobi Thornton, JR	200	0	66	466	14.1
2019-20	Kobi Thornton, SR	176	2	53	407	13.1

Rebound Leaders

Year	Name, Class	Rebounds	Avg.
1975-76	Janet Forester, FR	301	12.5
1976-77	Donna Forester, JR	400	12.9
1977-78	Donna Forester, SR	366	11.4
1978-79	Barbara Kennedy, FR	248	8.6
1979-80	Sheila Cobb, FR	371	10.3
1980-81	Barbara Kennedy, JR	306	9.9
1981-82	Barbara Kennedy, SR	400	12.9
1982-83	Peggy Caple, SO	257	8.9
1983-84	Peggy Caple, JR	276	8.9
1984-85	Sandy Bishop, SR	293	10.9
1985-86	Julie Brickley, JR	191	6.8
1986-87	Louise Greenwood, SO	246	8.8
1987-88	Louise Greenwood, JR	216	7.2
1988-89	Michelle Bryant, SR	253	9.0
1989-90	Jackie Farmer, SO	285	8.9
1990-91	Jackie Farmer, SR	258	11.0
1991-92	Shandy Bryan, JR	246	7.9
1992-93	Shandy Bryan, SR	258	8.6
1993-94	Jessica Barr, SR	256	8.5
1994-95	Laura Cottrell, SO	263	8.5

1995-96	Laura Cottrell, JR	270	8.7
1996-97	Laura Cottrell, SR	205	6.8
1997-98	Nikki Blassingame, JR	165	5.0
1998-99	Nikki Blassingame, SR	254	7.9
1999-00	Erin Batth, JR	230	7.4
2000-01	Erin Batth, SR	260	8.7
2001-02	Maggie Slosser, SO	150	5.2
2002-03	Amanda White, FR	176	6.1
2003-04	Lakeia Stokes, SR	202	7.0
2004-05	Amanda White, JR	174	6.2
2005-06	Maxienne White, SO	192	6.6
2006-07	Lele Hardy, FR	202	7.0
2007-08	Lele Hardy, SO	220	7.1
2008-09	Lele Hardy, JR	261	8.4
2009-10	Lele Hardy, SR	246	7.9
2010-11	Jasmine Tate, SR	210	7.0
2011-12	Quinyotta Pettaway, SO	202	7.2
2012-13	Quinyotta Pettaway, JR	258	8.9
2013-14	Quinyotta Pettaway, SR	165	6.3
2014-15	Nikki Dixon, SR	165	5.5
2015-16	Aliyah Collier, FR	179	6.0
2016-17	Aliyah Collier, SO	228	7.9
2017-18	Kobi Thornton, SO	209	7.0
2018-19	Kobi Thornton, JR	237	7.2
2019-20	Amari Robinson, FR	180	6.0

Field Goal Percentage Leaders

Year	Name, Class	FG	FGA	Pct.
1975-76	Vicky Burton, JR	116	256	.453
1976-77	Bobbie Mims, FR	148	280	.529
1977-78	Gretchen Becker, FR	164	301	.545
1978-79	Cissy Bristol, SO	112	222	.505
1979-80	Barbara Kennedy, SO	382	729	.524
1980-81	Barbara Schmauch, SR	75	152	.493
1981-82	Barbara Kennedy, SR	392	760	.516
1982-83	Janet Knight, FR	127	249	.510
1983-84	Julie Brickley, FR	89	155	.574
1984-85	Janet Knight, JR	232	425	.546
1985-86	Julie Brickley, JR	157	282	.557
1986-87	Karen Ann Jenkins, SO	214	399	.536
1987-88	Karen Ann Jenkins, JR	177	315	.562
1988-89	Michelle Bryant, SR	142	291	.488
1989-90	Jackie Farmer, JR	144	293	.491
1990-91	Jackie Farmer, SR	150	289	.519
1991-92	Rhonda Jackson, JR	79	145	.545
1992-93	Shandy Bryan, SR	224	411	.545
1993-94	Jessica Barr, SR	237	429	.552
1994-95	Laura Cottrell, SO	141	272	.518
1995-96	Jaci Stimson, JR	106	211	.502
1996-97	Jaci Stimson, SR	96	218	.440
1997-98	Nikki Blassingame, JR	102	198	.515
1998-99	Nikki Blassingame, SR	140	261	.536
1999-00	Chrissy Floyd, FR	162	352	.460
2000-01	Chrissy Floyd, SO	200	446	.448
2001-02	Chrissy Floyd, JR	208	459	.453
2002-03	Maggie Slosser, JR	51	97	.526
2003-04	Maggie Slosser, SR	106	212	.500
2004-05	Amanda White, JR	79	163	.485
2005-06	Amanda Frist, SR	121	215	.563
2006-07	Tasha Taylor, JR	139	292	.476
2007-08	Morganne Campbell, SO	97	223	.435
2008-09	Whitney Hood, SO	94	203	.463
2009-10	Shaniqua Pauldo, SO	144	302	.477
2010-11	Landsey Mason, JR	72	158	.456
2011-12	Quinyotta Pettaway, SO	108	231	.468
2012-13	Nyilah Jamison-Myers, FR	48	87	.552
2013-14	Nyilah Jamison-Myers, SO	83	158	.525
2014-15	MaKayla Johnson, FR	32	72	.444
2015-16	Gadson Lefft, FR	19	41	.463

2016-17	Kobi Thornton, FR	98	183	.536
2017-18	Tylar Bennett, FR	25	53	.472
2018-19	Kobi Thornton, JR	200	407	.491
2019-20	Kobi Thornton, SR	176	377	.467

3-Point Field Goal Percentage Leaders

Year	Name, Class	FG	FGA	Pct.
1987-88	Cheryl Nix, SR	31	84	.369
1988-89	Renee Bowman, FR	18	44	.409
1989-90	Kerry Boyatt, FR	40	85	.471
1990-91	Kerry Boyatt, SO	64	156	.410
1991-92	Tara Saunooke, FR	53	113	.469
1992-93	Tara Saunooke, SO	59	130	.454
1993-94	Tara Saunooke, JR	67	163	.411
1994-95	Tara Saunooke, SR	73	180	.406
1995-96	Laura Cottrell, JR	29	68	.426
1996-97	Laura Cottrell, SR	15	46	.326
1997-98	Amy Geren, JR	70	176	.398
1998-99	Amy Geren, SR	54	157	.344
1999-00	Angie Cossey, SR	33	98	.337
2000-01	Nuria Fors, SR	37	99	.374
2001-02	Marci Glenney, SR	27	59	.458
2002-03	Julie Aderhold, JR	26	69	.377
2003-04	Julie Talley, SO	43	114	.377
2004-05	Julie Talley, JR	37	101	.366
2005-06	Julie Talley, SR	58	143	.406
2006-07	Tasha Taylor, JR	26	67	.388
2007-08	Kirstyn Wright, FR	32	108	.296
2008-09	Bryelle Smith, FR	22	58	.379
2009-10	Sthefany Thomas, JR	31	91	.341
2010-11	Kirstyn Wright, SR	65	166	.392
2011-12	Kelly Gramlich, FR	33	113	.292
2012-13	Kelly Gramlich, SO	31	90	.344
2013-14	Kelly Gramlich, JR	66	186	.355
2014-15	Fran. Tagliapietra, FR	14	36	.389
2015-16	Victoria Cardaci, SO	52	179	.291
2016-17	Victoria Cardaci, JR	53	154	.344
2017-18	Destiny Thomas, FR	9	33	.273
	Sirah Diarra, JR	3	11	.273
2018-19	Danielle Edwards, SR	45	113	.398
2019-20	Kendall Spray, JR	80	228	.351

Free Throw Percentage Leaders

(Min. 35 Attempts)

Year	Name, Class	FT	FTA	Pct.
1975-76	Janet Forester, FR	79	97	.814
1976-77	Donna Forester, JR	121	161	.751
1977-78	Donna Forester, SR	79	99	.798
1978-79	Cissy Bristol, FR	48	57	.842
1979-80	Mary Anne Cubelic, FR	42	55	.764
1980-81	Barbara Schmauch, SR	37	50	.740
1981-82	Cissy Bristol, SR	28	37	.757
1982-83	Janet Knight, FR	78	94	.830
1983-84	Janet Knight, SO	86	107	.804
1984-85	Janet Knight, JR	80	100	.800
1985-86	Janet Knight, SR	89	109	.817
1986-87	Cheryl Nix, JR	72	87	.828
1987-88	Louise Greenwood, JR	57	70	.814
1988-89	Louise Greenwood, SR	78	97	.804
1989-90	Shandy Bryan, FR	59	72	.819
1990-91	Shandy Bryan, SO	78	98	.796
1991-92	Kerry Boyatt, JR	52	75	.693
1992-93	Shandy Bryan, SR	113	152	.743
1993-94	Jessica Barr, SR	104	151	.689
1994-95	Tara Saunooke, SR	110	130	.846
1995-96	Amy Geren, FR	84	97	.866
1996-97	Jaci Stimson, SR	75	90	.833
1997-98	Amy Geren, JR	92	105	.876

CLEMSON YEARLY LEADERS

1998-99	Amy Geren, SR	118	138	.855
1999-00	Angie Cossey, SR	68	83	.819
2000-01	Chrissy Floyd, SO	81	99	.818
2001-02	Chrissy Floyd, JR	78	102	.765
2002-03	Amanda White, FR	78	104	.750
2003-04	Lakeia Stokes, SR	147	197	.746
2004-05	D'Leshia Lloyd, FR	30	40	.750
2005-06	Julie Talley, SR	35	46	.761
2006-07	D'Leshia Lloyd, JR	53	71	.746
2007-08	Sthefany Thomas, FR	43	54	.796
2008-09	Whitney Hood, SO	29	39	.744
2009-10	Sthefany Thomas, JR	36	45	.800
2010-11	Kirstyn Wright, SR	50	63	.794
2011-12	Shaniqua Pauldo, SR	34	46	.739
2012-13	Nikki Dixon, SO	92	124	.742
2013-14	Chancie Dunn, SR	30	38	.789
2014-15	Shelbie Davenport, FR	38	46	.826
2015-16	Danielle Edwards, FR	57	77	.740
2016-17	Danielle Edwards, SO	65	77	.844
2017-18	Danielle Edwards, JR	63	80	.788
2018-19	Danielle Edwards, SR	85	109	.780
2019-20	Hannah Hank, FR	32	39	.821

Assist Leaders

Year	Name, Class	Assists
1975-76	Vicky Burton, FR	154
1976-77	Bobbie Mims, FR	172
1977-78	Drema Greer, JR	195
1978-79	Drema Greer, SR	204
1979-80	Bobbie Mims, SR	195
1980-81	Mary Anne Cubelic, SO	119
1981-82	Jennie Lyerly, SR	182
1982-83	Melinda Ashworth, FR	108
1983-84	Denise Marshall, SR	161
1984-85	Susan Fehling, SO	174
1985-86	Melinda Ashworth, SR	119
1986-87	Cheryl Nix, JR	122
1987-88	Susan Fehling, SR	190
1988-89	Ramona O'Neal, SR	154
1989-90	Peggy Sells, JR	116
1990-91	Jackie Mattress, SR	90
1991-92	Cheron Wells, SR	129
1992-93	Dana Puckett, JR	156
1993-94	Dana Puckett, SR	97
1994-95	Dory Kidd, SR	88
1995-96	Ito Umoh, FR	65
1996-97	Ito Umoh, SO	76
1997-98	Ito Umoh, JR	136
1998-99	Ito Umoh, SR	182
1999-00	Krystal Scott, SO	106
2000-01	Krystal Scott, JR	115
2001-02	Krystal Scott, SR	109
2002-03	Kanetra Queen, JR	97
2003-04	Lakeia Stokes, SR	104
2004-05	Reggie Maddox, JR	86
2005-06	Tasha Taylor, SO	123
2006-07	Christy Brown, FR	135
2007-08	Christy Brown, SO	110
2008-09	Tasha Taylor, SR	95
2009-10	Keyrra Gillespie, FR	138
2010-11	Bryelle Smith, JR	99
2011-12	Chelsea Lindsay, FR	102
2012-13	Aisha Turner, FR	105
2013-14	Chelsea Lindsay, JR	122
2014-15	Chelsea Lindsay, SR	67
2015-16	Danielle Edwards, FR	84
2016-17	Nelly Perry, JR	75
	Danielle Edwards, SO	75
2017-18	Danielle Edwards, JR	69
2018-19	Simone Westbrook, SR	117

2019-20	Destiny Thomas, JR	95
----------------	---------------------------	-----------

Steal Leaders

Year	Name	Steals
1976-77	Donna Forester, JR	76
	Doll Eadon, SR	76
1977-78	Donna Forester, SR	70
1978-79	Debra Buford, SO	65
1979-80	Barbara Kennedy, SO	95
1980-81	Barbara Kennedy, JR	77
1981-82	Barbara Kennedy, SR	92
1982-83	Peggy Caple, SO	43
1983-84	Denise Marshall, SR	71
1984-85	Sandy Bishop, SR	55
1985-86	Melinda Ashworth, SR	45
1986-87	Ramona O'Neal, SO	63
1987-88	Ramona O'Neal, JR	72
1988-89	Ramona O'Neal, SR	123
1989-90	Courtney Johnson, SO	67
1990-91	Cheron Wells, JR	53
1991-92	Courtney Johnson, SR	58
1992-93	Dana Puckett, JR	55
1993-94	Jessica Barr, SR	65
1994-95	Tara Saunooke, SR	52
1995-96	Ito Umoh, FR	59
1996-97	Ito Umoh, SR	69
1997-98	Ito Umoh, JR	74
1998-99	Ito Umoh, SR	63
1999-00	Chrissy Floyd, FR	55
2000-01	Chrissy Floyd, SO	58
2001-02	Chrissy Floyd, JR	53
2002-03	Chrissy Floyd, SR	49
2003-04	Lakeia Stokes, SR	70
2004-05	Reggie Maddox, JR	48
2005-06	Tasha Taylor, SO	53
2006-07	Lele Hardy, FR	95
2007-08	Lele Hardy, SO	83
2008-09	Lele Hardy, JR	106
2009-10	Lele Hardy, SR	111
2010-11	Kirstyn Wright, SR	61
2011-12	Nikki Dixon, FR	73
2012-13	Nikki Dixon, SO	65
2013-14	Nikki Dixon, JR	47
2014-15	Nikki Dixon, SR	50
2015-16	Danielle Edwards, FR	69
2016-17	Danielle Edwards, SO	59
2017-18	Danielle Edwards, JR	78
2018-19	Simone Westbrook, SR	89
2019-20	Amari Robinson, FR	36
	Destiny Thomas, JR	36

Blocked Shot Leaders

Year	Name, Class	Blocks
1978-79	Barbara Kennedy, SO	33
1979-80	Sheila Cobb, FR	42
1980-81	Barbara Kennedy, JR	37
1981-82	Peggy Caple, FR	68
1982-83	Peggy Caple, SO	84
1983-84	Peggy Caple, JR	76
1984-85	Peggy Caple, SR	70
1985-86	Julie Brickley, JR	28
1986-87	Louise Greenwood, SO	22
1987-88	Louise Greenwood, JR	19
1988-89	Louise Greenwood, SR	22
1989-90	Jackie Farmer, JR	69
1990-91	Jackie Farmer, SR	60
1991-92	Shandy Bryan, JR	18
1992-93	Shandy Bryan, SR	28
1993-94	Jaci Stimson, FR	33
1994-95	Kerri Thomas, FR	36

1995-96	Jaci Stimson, JR	32
1996-97	Jaci Stimson, JR	25
1997-98	Erin Batth, FR	21
1998-99	Natasha Anderson, SR	29
1999-00	Erin Batth, JR	39
2000-01	Erin Batth, SR	29
2001-02	Tia Andrew, JR	24
2002-03	Khaili Sanders, FR	31
2003-04	Khaili Sanders, SO	39
2004-05	Amanda White, JR	27
2005-06	Amanda Frist, SR	47
2006-07	Moreemi Davis, SO	36
2007-08	April Parker, SO	19
2008-09	Jasmine Tate, SO	36
2009-10	Lindsey Mason, SO	38
2010-11	Lindsey Mason, JR	45
2011-12	Lindsey Mason, SR	72
2012-13	Quinyotta Pettaway, JR	39
2013-14	Nyilah Jamison-Myers, SO	37
2014-15	MaKayla Johnson, FR	28
2015-16	Paige Mosley, JR	17
2016-17	Kobi Thornton, FR	35
2017-18	Kobi Thornton, SO	51
2018-19	Tylar Bennett, SO	63
2019-20	Tylar Bennett, JR	29

Playing Time Leaders

Year	Name, Class	Minutes	Avg.
1979-80	Barbara Kennedy, SO	1160	32.2
1980-81	Barbara Kennedy, JR	1094	35.3
1981-82	Barbara Kennedy, SR	1119	36.1
1982-83	Mary Anne Cubelic, SR	929	32.0
1983-84	Denise Marshall, SR	959	30.9
1984-85	Janet Knight, JR	982	36.4
1985-86	Janet Knight, SR	854	30.5
1986-87	Karen Ann Jenkins, SO	962	34.4
1987-88	Susan Fehling, SR	889	29.6
1988-89	Ramona O'Neal, SR	1046	34.0
1989-90	Kerry Boyatt, FR	938	29.3
1990-91	Cheron Wells, JR	893	27.1
1991-92	Cheron Wells, SR	899	29.0
1992-93	Shandy Bryan, SR	932	31.1
1993-94	Jessica Barr, SR	902	30.1
1994-95	Tara Saunooke, SR	989	30.9
1995-96	Stephanie Ridgeway, SR	886	29.5
1996-97	Ito Umoh, SO	862	28.7
1997-98	Ito Umoh, JR	998	30.2
1998-99	Ito Umoh, SR	1020	31.9
1999-00	Chrissy Floyd, FR	901	29.1
2000-01	Chrissy Floyd, SO	1052	33.9
2001-02	Chrissy Floyd, JR	969	33.4
2002-03	Chrissy Floyd, SR	1053	36.3
2003-04	Lakeia Stokes, SR	966	33.3
2004-05	Reggie Maddox, JR	877	31.3
2005-06	Tasha Taylor, SO	849	29.3
2006-07	Christy Brown, FR	865	29.8
2007-08	Christy Brown, SO	937	32.4
2008-09	Lele Hardy, JR	964	31.1
2009-10	Lele Hardy, SR	924	29.8
2010-11	Kirstyn Wright, SR	915	30.5
2011-12	Chelsea Lindsay, FR	913	32.6
2012-13	Quinyotta Pettaway, JR	959	33.1
2013-14	Chelsea Lindsay, JR	1103	34.5
2014-15	Chelsea Lindsay, SR	868	28.9
2015-16	Danielle Edwards, FR	991	33.0
2016-17	Danielle Edwards, SO	1000	32.3
2017-18	Danielle Edwards, JR	934	31.1
2018-19	Danielle Edwards, SR	1045	31.7
2019-20	Kendall Spray	949	31.6

ACC ANNUAL LEADERS

Team				Individual			
Scoring Offense				Scoring			
Year	Games	Points	Avg.	Year	Name	Points	Avg.
1980	36	2932	81.4	1978	Donna Forester	659	20.6
1984	31	2491	80.4	1980	Barbara Kennedy	853	23.7
1985	27	2163	80.1	1981	Barbara Kennedy	811	26.2
				1982	Barbara Kennedy	908	29.3
				1994	Jessica Barr	594	19.8
Rebound Margin				Rebounds			
Year	For	Opp.	Margin	Year	Name	Rebs.	Avg.
1985	44.3	38.4	+5.9	1978	Donna Forester	366	11.4
Free Throw Percentage				Free-Throw Percentage			
Year	FTM	FTA	Pct.	Year	Name	FT-FTA	Pct.
1995	535	747	.716	1986	Janet Knight	89-109	.817
1998	491	702	.699	1995	Tara Saunooke	110-130	.846
2001	481	676	.712	1996	Amy Geren	84-97	.866
3-Point FG Percentage				3-Point FG Percentage			
Year	Made	Attempts	Avg.	Year	Name	FG-3FGA	Pct.
1990	55	129	.426	1992	Jaci Stimson	75-90	.833
1991	98	264	.371	1998	Amy Geren	92-105	.876
1992	159	395	.403	1999	Amy Geren	118-138	.855
Blocked Shots				3-Point Field Goals Made			
Year	Games	Blocks	Avg.	Year	Rk.	G	3FG
1990	32	162	5.1	1992	25	31	159
Steals				3-Point Field Goal Defense			
Year	Games	Steals	Avg.	Year	Rk.	G	3FG-3FGA
1990	32	345	10.8	2009	25	31	111-389
1992	31	346	11.2	Free Throw Percentage			
1993	31	346	11.2	Year	Rk.	G	FTM-FTA
Field Goal Defense				1995	29	32	535-747
Year	FGM	FGA	Pct.				.716
1991	775	1937	.400	Field Goal Percentage Defense			
3-Point Field Goal Defense				Year	Rk.	G	FGM-FGA
Year	3FGM	3FGA	Pct.	1995	29	32	715-1901
2018	129	453	.285	1999	7	32	636-1760
Turnover Margin				Rebound Margin			
Year	Caused	Turnovers	Margin	Year	Rk.	G	Off-Def.
1992	684	490	6.3	1995	21	32	43.2-36.3
1993	621	521	3.3	1998	29	33	41.2-35.7
1999	620	482	4.4	1999	20	32	42.6-36.8
2001	671	534	4.4	Scoring Margin			
2002	306	222	5.3	Year	Rk.	G	Off.-Def.
Blocked Shots				1999	12	32	73.3-58.5
Year	Games	Blocks	Avg.	Blocked Shots Per Game			
1981	Barbara Kennedy	77	2.5	Year	Rk.	G	Blocks
1982	Peggy Caple	68	2.1	2006	18	29	147
1990	Jackie Farmer	69	2.2	2010	28	31	156
1991	Jackie Farmer	60	2.3	2012	4	28	169
1994	Jaci Stimson	33	1.4	Assists Per Game			
Steals				Year	Rk.	G	Assists
Year	Name	Steals	Avg.	2006	19	29	482
1978	Donna Forester	70	2.2	Steals Per Game			
1982	Barbara Kennedy	92	3.0	Year	Rk.	G	Steals
1989	Ramona O'Neal	123	4.0	2007	25	30	321
2007	Lele Hardy	98	3.27	2008	23	31	341
2009	Lele Hardy	106	3.40	3-Point FG Made Per Game			
3-Point FG Made Per Game				Year	Name	3PG	Avg.
Year	Name	3PG	Avg.	1991	Kerry Boyatt-hall	64	1.94
1993	Tara Saunooke	59-131	.450	1998	Amy Geren	70	2.10
1994	Tara Saunooke	87-163	.411	3-Point FG Percentage			
1998	Amy Geren	70-171	.409	Year	Name	3FG-3FGA	Pct.

NCAA ANNUAL LEADERS

Team				Individual			
Scoring Offense				Scoring			
Year	Rk.	G	Points	Year	Rk.	Name	Pts. Avg.
1982	20	32	2616	1982	1	Barbara Kennedy	908 29.3
1984	22	31	2491	1985	43	Janet Knight	544 20.1
1985	22	27	2163	1993	53	Shandy Bryan	561 18.7
1986	21	28	2213	1994	46	Jessica Barr	594 19.8
Scoring Defense				Rebounding			
Year	Rk.	G	Points	Year	Rk.	Name	Rebs. Avg.
1999	10	32	1871	1982	11	Barbara Kennedy	400 12.9
Field Goal Percentage				1991	16	Jackie Farmer	285 11.0
Year	Rk.	G	FGM-FGA	3-Point FG Percentage			
1985	29	27	890-1827	Year	Rk.	Name	FG-FGA Pct.
			48.7	1992	5	Tara Saunooke	53-113 .469
3-Point FG Percentage				1993	5	Tara Saunooke	59-130 .454
Year	Rk.	G	3FG-3FGA	1994	24	Tara Saunooke	67-163 .411
1992	12	31	159-395	1995	29	Tara Saunooke	73-180 .406
1994	20	30	113-308	Free Throw Percentage			
1995	12	32	100-267	Year	Rk.	Name	FTM-FTA Avg.
			.375	1983	17	Janet Knight	78-94 .830
3-Point Field Goals Made				1995	15	Tara Saunooke	110-130 .846
Year	Rk.	G	3FG	1996	10	Amy Geren	84-97 .866
1992	25	31	159	1997	T25	Jaci Stimson	75-90 .833
			5.1	1998	T9	Amy Geren	92-105 .876
3-Point Field Goal Defense				1999	23	Amy Geren	118-138 .855
Year	Rk.	G	3FG-3FGA	Assists			
2009	25	31	111-389	Year	Rk.	Name	Assists Avg.
			.285	1985	28	Susan Fehling	174 6.4
Free Throw Percentage				1988	26	Susan Fehling	190 6.3
Year	Rk.	G	FTM-FTA	2006	18	Tasha Taylor	162 5.6
1995	29	32	535-747	Steals			
			.716	Year	Rk.	Name	Steals Avg.
Field Goal Percentage Defense				1988	9	Ramona O'Neal	123 4.0
Year	Rk.	G	FGM-FGA	2007	5	Lele Hardy	98 3.3
1995	29	32	715-1901	2009	5	Lele Hardy	106 3.4
1999	7	32	636-1760	2010	3	Lele Hardy	111 3.6
			.361	Blocked Shots			
Rebound Margin				Year	Rk.	Name	Blocks Avg.
Year	Rk.	G	Off-Def.	1990	24	Jackie Farmer	69 2.2
1995	21	32	43.2-36.3	1991	24	Jackie Farmer	60 2.3
1998	29	33	41.2-35.7	2012	21	Lindsey Mason	72 2.6
1999	20	32	42.6-36.8	Assists Per Game			
Scoring Margin				Year	Rk.	G	Assists
Year	Rk.	G	Off.-Def.	2006	19	29	482
1999	12	32	73.3-58.5	Steals Per Game			
Blocked Shots Per Game				Year	Rk.	G	Steals
Year	Rk.	G	Blocks	2007	25	30	321
2006	18	29	147	2008	23	31	341
2010	28	31	156	3-Point FG Made Per Game			
2012	4	28	169	Year	Name	3PG	Avg.
			6.0	1991	Kerry Boyatt-hall	64	1.94
Assists Per Game				1998	Amy Geren	70	2.10
Year	Rk.	G	Assists	3-Point FG Percentage			
2006	19	29	482	Year	Name	3FG-3FGA	Pct.
			16.6	1993	Tara Saunooke	59-131	.450
Steals Per Game				1994	Tara Saunooke	87-163	.411
Year	Rk.	G	Steals	1998	Amy Geren	70-171	.409
2007	25	30	321	3-Point FG Percentage			
2008	23	31	341	Year	Name	3FG-3FGA	Pct.

By An Individual

Scored 20 points

By Clemson - 27 by Kobi Thornton vs. Miami at Greensboro, N.C. on Mar. 4, 2020
By Opponent - 26 by Taylor Koenen of North Carolina at Chapel Hill, N.C. on Feb. 2, 2020

Scored 30 points

By Clemson - 30 by Simone Westbrook vs. Davidson at Clemson, S.C. on Dec. 16, 2018
By Opponent - 30 by Teaira McCowan of Mississippi St. in Starkville, Miss. on Mar. 24, 2019

Scored 40 points

By Clemson - 43 by Barbara Kennedy vs. Penn State at University Park, Pa. on March 12, 1982
By Opponent - 40 by Brittany Waters of Wake Forest at Clemson, S.C. on Feb. 24, 2011

Made 15 Field Goals

By Clemson - 15 by Nickey Lynch vs. East Tennessee State at Johnson City, Tenn. on February 2, 1987
By Opponent - 15 by Chloe Wanink of Wofford at Clemson, S.C. on Nov 8, 2018

Attempted 25 Field Goals

By Clemson - 25 by Kobi Thornton vs. Florida State at Tallahassee, Fla. on Feb. 15, 2018
By Opponent - 30 by Asia Durr of Louisville at Greensboro, N.C. on Mar. 8, 2019

Made 15 Free Throws

By Clemson - 18 by Amy Geren vs. LSU at Myrtle Beach, SC on December 20, 1998
By Opponent - 17 by Milli Martinez of Georgia Tech at Atlanta, GA on January 26, 2002

Grabbed 15 Rebounds

By Clemson - 17 by Tylar Bennett vs. Illinois in Clemson, S.C., on Nov. 28, 2018
By Opponent - 15 by Lydia Rivers of Virginia Tech in Blacksburg, Va., on Jan. 26, 2020

Collected 20 Rebounds

By Clemson - 20 by Jackie Farmer vs. Kansas State at Manhattan, Kan. on November 25, 1990
By Opponent - 21 by Dawn Royster of North Carolina at Chapel Hill, N.C. on January 2, 1985

Dished out 10 Assists

By Clemson - 10 by Keyra Gillespie vs. Miami in Clemson, S.C. on Feb. 18, 2010
By Opponent - 11 by Alexis Peterson of Syracuse in Clemson, S.C. on Jan. 5, 2017

Dished Out 15 Assists

By Clemson - 15 by Susan Fehling vs. Wyoming at Portland, Ore. on December 17, 1984
By Opponent - 15 by Chelsea Gray of Duke at Durham, N.C. on Jan. 13, 2013

Collected 8 Steals

By Clemson - 8 by Danielle Edwards vs. Louisiana Tech at Ruston, La. on Dec. 4, 2017
By Opponent - 8 by Jennifer Coleman of Navy in Clemson, S.C., on Nov. 9, 2019
 8 by Kolbi Green of Navy in Clemson, S.C., on Nov. 9, 2019

Blocked 6 Shots

By Clemson - 6 by Lindsey Mason vs. Virginia at Charlottesville, Va. on Feb. 12, 2012
By Opponent - 6 by Teaira McCowan of Mississippi State at Starkville, Miss., on March 24, 2019

Scored 20 Points and had 20 Rebounds in a Game

By Clemson - 27 points and 20 rebounds by Jackie Farmer vs. Kansas State at Manhattan, Kan. on November 25, 1990
By Opponent - 25 points and 21 rebounds by Dawn Royster of North Carolina at Clemson, S.C. on January 2, 1985

Multiple Teammates Scored 20 points

By Clemson - 24 by Nelly Perry and 20 by Kobi Thornton vs. Notre Dame at Clemson, S.C. on Feb. 16, 2017
By Opponent - 23 by Arike Ogunbowale and 23 by Jackie Young of Notre Dame at Notre Dame, Ind. on Jan. 21, 2018

By The Team

Scored 100 Points

By Clemson - 104 vs. Charleston Southern in Clemson, S.C. on December 6, 2010.
By Opponent - 110 by Maryland at College Park, Md. on January 6, 2008.

Scored 100 Points Yet Lost Game

By Clemson - 104 vs. N.C. State in 105-104 loss at Clemson, S.C. on February 4, 1984.
By Opponent - 106 by Western Kentucky and lost to Clemson 110-106 (207) at Amarillo, Texas on Mar. 24, 1984.

Scored 110 Points

By Clemson - 113 points vs. Charleston Southern at Clemson, S.C. on November 30, 1991.
By Opponent - 110 by Maryland at College Park, Md. on January 6, 2008.

Scored 120 Points

By Clemson - 136 points vs. Gardner-Webb at Littlejohn Coliseum on February 26, 1977.
By Opponent - Never Happened

50-point victory

By Clemson - 104-52 (52) vs. Charleston Southern at Clemson, S.C. on Dec. 6, 2009
By Opponent - 91-43 (58) by Notre Dame at Notre Dame, Ind. on Jan. 21, 2018

60-point victory

By Clemson - 93-26 (67) vs. UNC-Asheville at Clemson, S.C. on November 14, 1998
By Opponent - 110-46 (64) by Maryland at College Park, Md. on Jan. 6, 2008

Scored 50 Field Goals

By Clemson - 50 vs. Duke at Clemson, S.C. on January 9, 1980
By Opponent - Never Happened

Shot 50 Percent From the Field

By Clemson - .500 (20-40) vs. Miami in Clemson, S.C. on Jan. 10, 2016
By Opponent - .516 (32-62) by Florida State in Tallahassee, Fla. on Feb. 15, 2018

Shot 60 Percent From the Field

By Clemson - .603 (44-73) vs. Furman at Anderson, S.C. on December 14, 2002
By Opponent - .617 (37-60) by Notre Dame at Notre Dame, Ind. on Jan. 21, 2018

Shot 90 Percent from the Foul Line

(Minimum 10 Attempts)
By Clemson - .929 (13-14) vs. Louisville at Conway, S.C. on Feb. 5, 2015
By Opponent - .962 (25-26) by Florida International at Miami, Fla. on Dec. 21, 2017

Recorded a +25 Rebound Margin

By Clemson - +32 vs. SC State in Clemson, S.C. on Nov. 13, 2011
By Opponent - +31 by NC State at Clemson, S.C. on Jan. 28, 2018

Handed Out 25 Assists

By Clemson - 27 vs. Syracuse in Syracuse, N.Y. on Jan. 23, 2014
By Opponent - 25 by South Carolina in Columbia, S.C. on Nov. 20, 2014

Made 30 Free Throws

By Clemson - 30 vs. Virginia at Anderson, S.C. on January 2, 2003
By Opponent - 31 by Ohio State in St. Thomas, USVI on Nov. 27, 2014

Attempted 40 Free Throws

By Clemson - 41 vs. Coastal Carolina at Clemson, S.C. on Nov. 11, 2016
By Opponent - 40 by Ohio State in St. Thomas, USVI on Nov. 27, 2014

Five Players Score in Double-Figures

By Clemson - Atkism, Cardaci, Edwards, Collier, Alexander vs. Virginia Tech at Clemson, S.C. on Jan. 8, 2017
By Opponent - Alix, Degbeon, Ekhomu, Thomas, White, Wright of Florida State at Tallahassee, Fla. on Feb. 15, 2018

Bold denotes that feat happened this season.



HISTORY

CLEMSON WOMEN'S BASKETBALL

YEAR-BY-YEAR STATS

Year		G	FG-FGA	Pct.	3FG-FGA	Pct.	FT-FTA	Pct.	Reb./Avg.	Mar.	AS-TO	BS-ST	Pts/Avg.
1975-76	Clemson Opponent	25 25	705-1743 656-1737	.404 .378	NA NA	NA NA	280-478 334-527	.588 .634	1296-54.0 1213-50.5	+3.5	380-NA 285-NA	NA-NA NA-NA	1690-70.4 1648-68.7
1976-77	Clemson Opponent	31 31	1068-2416 834-2227	.442 .374	NA NA	NA NA	397-618 384-645	.642 .595	1692-54.6 1429-46.1	+8.5	658-NA 374-NA	NA-354 NA-294	2533-81.7 2052-66.2
1977-78	Clemson Opponent	32 32	1160-2433 913-2323	.477 .393	NA NA	NA NA	403-618 475-768	.652 .618	1650-51.6 1397-43.7	+7.9	549-NA 406-NA	NA-378 NA-296	2723-85.1 2301-71.9
1978-79	Clemson Opponent	30 30	1003-2216 821-1967	.453 .417	NA NA	NA NA	363-546 409-647	.665 .632	1331-44.4 1284-42.8	+1.6	545-620 395-752	101-385 69-287	2369-79.0 2051-68.1
1979-80	Clemson Opponent	36 36	1257-2685 1072-2385	.468 .449	NA NA	NA NA	416-661 680-1026	.629 .663	1634-45.4 1489-41.4	+4.0	719-807 602-811	112-410 102-407	2932-81.4 2825-78.5
1980-81	Clemson Opponent	31 31	975-2273 847-1979	.428 .428	NA NA	NA NA	414-639 487-706	.648 .690	1415-45.6 1312-42.3	+3.3	565-568 463-271	84-341 69-276	2381-76.8 2164-69.8
1981-82	Clemson Opponent	32 32	1093-2402 935-2136	.455 .438	NA NA	NA NA	330-487 463-692	.678 .669	1440-45.0 1296-40.5	+4.5	649-629 446-711	122-296 60-322	2516-78.6 2313-72.3
1982-83	Clemson Opponent	29 29	895-2085 876-1919	.429 .456	NA NA	NA NA	369-553 548-774	.666 .708	1170-40.3 1328-45.8	-5.5	538-547 500-579	126-242 73-233	2159-74.4 2300-79.3
1983-84	Clemson Opponent	31 31	993-2118 920-2105	.469 .437	NA NA	NA NA	505-754 443-669	.670 .662	1344-43.4 1252-40.4	+3.0	604-579 467-583	130-298 86-257	2491-80.4 2283-73.6
1984-85	Clemson Opponent	27 27	890-1827 784-1842	.487 .426	NA NA	NA NA	383-596 391-545	.643 .717	1193-44.3 1036-38.4	+5.9	558-589 433-549	135-283 72-245	2163-80.1 1959-72.6
1985-86	Clemson Opponent	28 28	883-1833 864-1928	.482 .448	NA NA	NA NA	447-643 412-631	.695 .653	1174-41.9 1106-39.5	+2.4	495-570 499-489	88-210 80-275	2213-79.0 2140-76.4
1986-87	Clemson Opponent	28 28	846-1890 885-1794	.448 .493	NA NA	NA NA	338-545 404-588	.620 .687	1063-38.0 1141-40.8	-2.8	509-518 527-572	69-298 72-275	2030-72.5 2174-77.6
1987-88	Clemson Opponent	30 30	884-1936 716-1629	.457 .440	41-117 50-175	.350 .286	427-622 473-675	.686 .701	1191-39.7 1032-34.4	+5.3	523-563 435-686	52-339 77-236	2236-74.5 1955-65.2
1988-89	Clemson Opponent	31 31	909-2051 797-1852	.443 .430	41-117 71-223	.350 .318	433-624 399-578	.694 .690	1243-40.1 1184-38.2	+1.9	532-512 462-669	48-365 82-277	2292-73.9 2064-66.6
1989-90	Clemson Opponent	32 32	857-1963 763-1889	.437 .404	55-129 63-224	.426 .281	495-788 519-771	.628 .673	1378-43.1 1209-37.8	+5.3	491-617 444-642	162-345 69-270	2264-70.8 2108-65.9
1990-91	Clemson Opponent	33 33	895-2141 775-1937	.418 .400	98-264 81-264	.371 .307	463-689 516-748	.672 .690	1380-41.8 1313-39.8	+2.0	438-601 427-704	127-355 78-253	2351-71.2 2147-65.1
1991-92	Clemson Opponent	31 31	912-2066 740-1705	.441 .434	159-395 80-241	.403 .332	398-619 511-732	.643 .698	1229-39.6 1174-37.9	+1.7	491-490 428-684	44-346 53-242	2381-76.8 2071-66.8
1992-93	Clemson Opponent	30 30	827-1868 756-1751	.443 .432	159-457 92-302	.348 .305	408-608 399-590	.671 .676	1142-38.1 1142-38.1	0.0	462-520 449-621	62-333 53-270	2221-74.0 2003-66.8
1993-94	Clemson Opponent	30 30	836-1829 631-1616	.457 .390	113-308 99-330	.367 .300	361-545 481-744	.662 .647	1163-38.8 1116-37.2	+1.6	440-495 378-621	100-334 61-238	2146-71.5 1842-61.4
1994-95	Clemson Opponent	32 32	895-1970 715-1901	.454 .376	100-267 134-424	.375 .376	535-747 504-750	.716 .672	1381-43.2 1163-36.3	+6.9	465-594 453-620	117-328 73-267	2425-75.8 2068-64.6
1995-96	Clemson Opponent	31 31	840-1892 674-1766	.444 .382	99-282 115-405	.351 .284	487-739 470-759	.659 .619	1316-42.5 1191-38.4	+4.1	427-592 403-671	107-326 80-265	2266-73.1 1933-62.4
1996-97	Clemson Opponent	30 30	726-1769 634-1584	.410 .400	74-274 132-454	.270 .291	454-651 492-712	.697 .691	1198-39.9 1088-36.3	+3.6	355-544 359-577	69-273 81-260	1980-66.0 1892-63.1
1997-98	Clemson Opponent	33 33	886-2092 697-1770	.424 .394	107-307 145-436	.349 .333	492-703 481-747	.700 .644	1359-41.2 1177-35.7	+5.5	446-558 427-691	103-347 67-238	2371-71.8 2020-61.2
1998-99	Clemson Opponent	32 32	848-2012 636-1760	.421 .361	105-338 112-423	.311 .265	533-764 487-732	.689 .665	1364-42.6 1177-36.8	+5.8	449-477 361-632	112-312 79-205	2334-72.9 1871-58.5
1999-00	Clemson Opponent	31 31	690-1768 666-1709	.390 .390	99-339 146-543	.292 .269	465-663 392-592	.701 .662	1132-36.5 1202-38.8	-2.3	369-482 434-620	91-292 73-228	1944-62.7 1870-60.3
2000-01	Clemson Opponent	31 31	782-1871 725-1753	.418 .414	144-417 148-459	.345 .322	481-676 397-605	.712 .656	1142-36.8 1196-38.6	-1.8	466-534 448-671	62-308 80-259	2189-70.6 1995-64.4
2001-02	Clemson Opponent	29 29	685-1723 661-1585	.398 .417	125-391 141-404	.320 .349	432-623 347-578	.693 .600	1056-36.4 1123-38.7	-2.3	354-438 416-576	85-272 74-214	1927-66.4 1810-62.4
2002-03	Clemson Opponent	29 29	702-1735 642-1666	.405 .385	109-345 125-426	.316 .293	380-540 442-670	.704 .660	1096-37.8 1163-40.1	-2.3	412-504 369-545	131-254 66-257	1893-65.3 1851-63.8
2003-04	Clemson Opponent	29 29	673-1682 697-1790	.400 .389	132-426 178-584	.310 .305	431-618 362-568	.697 .637	1124-38.8 1168-40.3	-1.5	358-481 452-475	122-198 81-264	1909-65.8 1934-66.7
2004-05	Clemson Opponent	28 28	638-1710 689-1710	.373 .403	155-504 170-536	.308 .317	305-430 401-620	.709 .647	1121-40.0 1140-40.7	-0.7	359-569 441-480	100-222 66-291	1736-62.0 1949-69.6
2005-06	Clemson Opponent	29 29	733-1739 771-1831	.422 .421	154-443 161-453	.348 .355	301-451 497-745	.667 .667	1079/37.2 1203/41.5	-4.3	482-599 433-492	147-233 52-318	1921/66.2 2200/75.9
2006-07	Clemson Opponent	30 30	808-1945 764-1809	.415 .422	147-431 162-508	.341 .319	309-501 492-709	.617 .694	1132/37.7 1257/41.9	-4.2	447-531 444-580	122-329 96-258	2072/69.1 2182/72.7
2007-08	Clemson Opponent	31 31	752-1992 787-1857	.378 .424	109-414 157-497	.263 .316	306-467 466-685	.655 .680	1180/38.1 1326/42.8	-4.7	410-580 463-628	100-340 124-283	1919/61.9 2197/70.9

Year		G	FG-FGA	Pct.	3FG-FGA	Pct.	FT-FTA	Pct.	Reb./Avg.	Mar.	AS-T0	BS-ST	Pts/Avg.
2008-09	Clemson	31	763-1938	.394	141-487	.290	329-466	.706	1173/37.8	-2.8	420-546	137-308	1996/64.4
	Opponent	31	720-1788	.403	111-389	.285	541-756	.716	1259/40.6		382-579	99-205	2092/67.5
2009-10	Clemson	31	735-1933	.380	135-478	.282	362-561	.645	1217/39.3	-1.3	445-617	156-316	1967/63.5
	Opponent	31	752-1803	.417	129-381	.339	499-713	.700	1258/40.6		370-615	114-318	2132/68.8
2010-11	Clemson	30	666-1741	.383	191-568	.336	273-434	.629	1174/39.1	-1.5	407-646	139-231	1796/59.9
	Opponent	30	760-1885	.403	179-539	.332	378-581	.651	1218/40.6		424-501	108-308	2077/69.2
2011-12	Clemson	28	579-1555	.372	87-315	.276	274-450	.609	1079/38.5	-4.0	359-599	169-227	1519/54.2
	Opponent	28	655-1716	.382	154-504	.306	360-587	.613	1189/42.5		412-492	117-330	1824/65.1
2012-13	Clemson	30	608-1642	.370	78-308	.253	337-513	.657	1074/35.8	-4.7	336-581	143-257	1631/54.4
	Opponent	30	693-1778	.390	150-506	.296	363-545	.666	1216/40.5		415-526	101-300	1899/63.3
2013-14	Clemson	32	712-1723	.413	113-354	.319	351-550	.638	1071/33.5	-5.2	394-500	122-221	1888/59.0
	Opponent	32	751-1841	.408	194-587	.330	418-598	.699	1236/38.6		433-470	117-243	2114/66.1
2014-15	Clemson	30	620-1666	.372	160-549	.291	368-494	.745	962/32.1	-10.8	306-493	124-234	1768/58.9
	Opponent	30	751-1764	.426	184-504	.365	447-646	.692	1286/42.9		428-492	114-205	2133/71.1
2015-16	Clemson	30	591-1677	.352	99-395	.251	287-465	.617	1005/33.5	-6.4	299-520	106-241	1568/52.3
	Opponent	30	693-1650	.420	194-555	.350	444-635	.699	1196/39.9		413-496	100-246	2024/67.5
2016-17	Clemson	31	663-1755	.378	124-434	.286	381-554	.688	1145/36.9	+0.3	307-519	106-229	1831/59.1
	Opponent	31	724-1762	.411	153-515	.297	403-575	.701	1136/36.6		366-478	129-251	2004/64.6
2017-18	Clemson	30	561-1646	.341	66-306	.214	327-497	.658	1060/35.3	-4.8	242-519	144-255	1515/50.5
	Opponent	30	643-1665	.386	129-453	.285	394-568	.694	1203/40.1		338-499	122-245	1809/60.3
2018-19	Clemson	33	868-2053	.422	130-370	.351	414-624	.663	1304/39.5	+0.6	425-640	135-278	2280/69.1
	Opponent	33	815-2043	.399	230-756	.304	350-539	.649	1285/38.9		458-682	146-311	2210/67.0
2019-20	Clemson	31	705-1767	.399	141-458	.308	314-475	.661	1194/38.5	+0.2	342-626	117-229	1865/60.2
	Opponent	31	758-1962	.386	223-747	.299	343-495	.693	1188/38.3		472-496	114-302	2082/67.2

YEAR-BY-YEAR RESULTS

Year-By-Year Results											
Year	Coach	Conf. Games W-L	Pct.	ACC Trn. W-L	Non-Conf Games W-L	Home W-L	Away W-L	Neut W-L	Final Polls USA AP Today	Overall W-L	Pct.
1975-76	Mary King	—	—	—	—	6-2	4-4	4-5	- -	14-11	.560
1976-77	Annie Tribble	—	—	—	—	9-3	9-2	4-4	- -	22-9	.709
1977-78	Annie Tribble	4-4 (4th)	.500	1-1	16-6	16-1	4-7	1-3	- -	21-11	.656
1978-79	Annie Tribble	6-2 (3rd)	.750	1-1	13-7	13-3	5-5	2-2	- -	20-10	.667
1979-80	Annie Tribble	6-3 (3rd)	.667	1-1	17-8	13-1	6-8	5-3	- -	24-12	.667
1980-81	Annie Tribble	6-1 (1st)	.857	1-1	16-6	15-2	5-5	3-1	20 -	23-8	.742
1981-82	Annie Tribble	6-3 (4th)	.667	2-1	12-8	10-3	3-7	7-2	- -	20-12	.625
1982-83	Annie Tribble	5-8 (5th)	.385	1-1	6-8	7-8	3-7	2-2	- -	12-17	.413
1983-84	Annie Tribble	9-5 (3rd)	.643	0-1	12-4	9-2	8-5	4-3	- -	21-10	.677
1984-85	Annie Tribble	8-6 (4th)	.571	0-1	10-2	9-4	6-3	3-2	- -	18-9	.667
1985-86	Annie Tribble	4-10 (6th)	.286	0-1	8-5	8-6	3-8	1-2	- -	12-16	.429
1986-87	Annie Tribble	3-11 (7th)	.214	0-1	4-9	4-8	2-11	1-2	- -	7-21	.250
1987-88	Jim Davis	8-6 (4th)	.571	1-1	12-2	12-2	7-6	2-1	- 20	21-9	.700
1988-89	Jim Davis	9-5 (3rd)	.643	1-1	10-5	9-3	7-7	4-1	- 13	20-11	.645
1989-90	Jim Davis	10-4 (3rd)	.714	1-1	11-5	12-4	7-4	3-2	- 19	22-10	.688
1990-91	Jim Davis	8-6 (4th)	.571	2-1	12-4	11-3	5-6	6-2	21 8	22-11	.667
1991-92	Jim Davis	9-7 (3rd)	.563	1-1	11-2	12-2	6-7	3-1	20 19	21-10	.677
1992-93	Jim Davis	8-8 (T4th)	.500	1-1	10-2	11-2	5-8	3-1	- -	19-11	.633
1993-94	Jim Davis	11-5 (3rd)	.688	1-1	8-4	11-2	6-6	3-2	- 22	20-10	.667
1994-95	Jim Davis	9-7 (5th)	.561	0-1	12-3	11-3	5-5	5-3	- -	21-11	.656
1995-96	Jim Davis	9-7 (4th)	.561	3-0	11-1	12-3	7-5	4-0	14 17	23-8	.742
1996-97	Jim Davis	8-8 (6th)	.500	2-1	9-2	9-3	4-5	6-3	21 25	19-11	.633
1997-98	Jim Davis	12-4 (2nd)	.750	2-1	11-3	13-0	6-6	6-2	14 21	25-8	.758
1998-99	Jim Davis	11-5 (T3rd)	.688	3-0	12-1	14-2	8-3	4-1	10 13	26-6	.813
1999-00	Jim Davis	9-7 (4th)	.563	0-1	10-5	9-3	8-6	2-3	- -	19-12	.613
2000-01	Jim Davis	10-6 (2nd)	.625	1-1	11-4	10-3	7-5	4-2	22 22	21-10	.677
2001-02	Jim Davis	9-7 (T3rd)	.562	0-1	8-5	12-2	4-8	1-2	- -	17-12	.586
2002-03	Jim Davis	5-11 (7th)	.312	1-1	9-4	8-5	3-8	3-2	- -	14-15	.483
2003-04	Jim Davis	7-9 (T5th)	.438	0-1	10-3	9-5	7-6	1-1	- -	17-12	.586
2004-05	Jim Davis	2-12 (11th)	.143	0-1	6-8	6-7	2-10	0-3	- -	8-20	.286
2005-06	Cristy McKinney	2-12 (12th)	.143	0-1	6-8	6-9	2-8	0-4	- -	8-21	.276
2006-07	Cristy McKinney	4-10 (9th)	.286	0-1	8-7	7-8	4-9	1-1	- -	12-18	.400
2007-08	Cristy McKinney	4-10 (9th)	.286	1-1	7-8	5-9	4-9	3-1	- -	12-19	.378
2008-09	Cristy McKinney	2-12 (t-10)	.143	1-1	12-5	6-9	6-6	2-2	- -	14-17	.455
2009-10	Cristy McKinney	4-10 (11th)	.286	0-1	9-8	9-5	3-11	1-2	- -	13-18	.419
2010-11	Ito Coleman	3-11 (11th)	.214	0-1	7-8	8-8	2-9	0-3	- -	10-20	.333
2011-12	Ito Coleman	2-14 (12th)	.125	0-1	4-7	3-10	3-11	0-1	- -	6-22	.214
2012-13	Ito Coleman	5-13 (t-9th)	.278	0-1	4-7	5-10	3-8	1-3	- -	9-21	.300
2013-14	Audra Smith	4-12 (t-12th)	.250	1-1	9-7	7-9	4-8	2-2	- -	13-19	.406
2014-15	Audra Smith	1-15 (t-15th)	.063	0-1	8-6	9-7	0-10	0-4	- -	9-21	.300
2015-16	Audra Smith	0-16 (15th)	.000	0-1	4-10	3-12	1-11	0-3	- -	4-26	.133
2016-17	Audra Smith	3-13 (t-13th)	.188	1-1	12-3	9-7	3-8	3-1	- -	15-16	.484
2017-18	Audra Smith	1-15 (15th)	.063	0-1	10-4	7-8	3-8	1-3	- -	11-19	.367
2018-19	Amanda Butler	9-7(7th)	.563	1-1	10-5	12-5	5-6	3-2	- -	20-13	.601
2019-20	Amanda Butler	3-15 (14th)	.157	1-1	5-8	4-11	2-10	2-2	- -	8-23	.258
King Totals		—	—	—	—	6-2	4-4	4-5	- -	14-11	.560
Tribble Totals		57-53	.518	7-10	114-63	113-41	54-68	33-26	- -	200-135	.597
Davis Totals		154-124	.554	20-16	183-63	191-54	104-111	60-32	- -	355-197	.643
McKinney Totals		16-54	.229	2-5	42-36	33-40	19-43	7-10	- -	59-93	.388
Coleman Totals		10-38	.208	0-3	15-22	16-28	8-28	1-7	- -	25-63	.284
Smith Totals		9-71	.113	2-5	43-30	35-43	11-45	6-13	- -	52-101	.340
Butler Totals		12-22	.353	2-2	15-13	16-16	7-16	5-4	- -	28-36	.438
Overall Totals		258-362	.416	33-41	412-227	410-224	207-315	116-97	- -	733-636	.535



AGAINST ALL COMPETITION

Opponent	First Mtg	Last Mtg	CU Wins	CU Loss	Pct.	Home	Away	Neut.	Opponent	Mtg	Mtg	First Wins	Last Loss	CU Pct.	CU Home	Away	Neut.
Alabama	80-81	18-19	2	3	.400	1-1	1-2	0-0	Michigan State	89-90	07-08	1	1	.500	1-0	0-1	0-0
AL-Birmingham (UAB)	78-79	11-12	2	4	.333	1-2	1-2	0-0	Middle Tennessee	80-81	14-15	1	4	.200	0-1	0-2	1-1
Alabama State	90-91	92-93	2	0	1.000	1-0	0-0	1-0	Mississippi	98-99	05-06	2	2	.500	1-1	1-1	0-0
Alaska-Anchorage	03-04	03-04	0	1	1.000	0-0	0-1	0-0	Mississippi College	79-80	79-80	0	1	1.000	0-0	0-0	0-1
Alcorn State	00-01	00-01	1	0	1.000	0-0	0-0	1-0	Mississippi State	82-83	18-19	1	2	.333	0-1	1-1	0-0
Anderson	75-76	75-76	0	3	.000	0-1	0-1	0-1	Mississippi U. for Women	79-80	79-80	1	0	1.000	1-0	0-0	0-0
Appalachian State	77-78	18-19	6	1	.833	6-1	0-0	0-0	Missouri	81-82	06-07	1	1	.500	0-0	0-0	1-1
Arkansas	01-02	07-08	0	3	.000	0-1	0-1	0-1	Monmouth	16-17	17-18	2	0	1.000	1-0	1-0	0-0
Army	94-95	94-95	1	0	1.000	0-0	0-0	1-0	Montana State	89-90	12-13	1	1	.500	0-0	0-0	1-1
Auburn	80-81	02-03	3	4	.429	1-1	1-1	1-2	Morehead State	76-77	04-05	3	0	1.000	2-0	0-0	1-0
Augusta College	89-90	90-91	2	0	1.000	2-0	0-0	0-0	National College	81-82	81-82	1	0	1.000	0-0	0-0	1-0
Austin Peay	95-96	96-97	2	0	1.000	2-0	0-0	0-0	Nebraska	84-85	17-18	2	0	1.000	0-0	2-0	0-0
Baylor	10-11	10-11	0	1	.000	0-0	0-0	0-1	New Orleans	86-87	97-98	1	2	.333	0-1	0-1	1-0
Belhaven	81-82	81-82	1	0	1.000	0-0	0-0	1-0	NJIT	13-14	14-15	2	0	1.000	1-0	1-0	0-0
Belmont	05-06	18-19	1	1	.500	1-0	0-0	0-1	North Carolina	75-76	18-19	28	57	.329	15-16	9-27	4-12
Berry	79-80	79-80	1	0	1.000	1-0	0-0	0-0	NC Central	11-12	11-12	1	0	1.000	1-0	0-0	0-0
Bethune-Cookman	16-17	16-17	1	0	1.000	1-0	0-0	0-0	NC A&T	10-11	11-12	1	1	.500	1-0	0-1	0-0
Boise State	97-98	97-98	1	0	1.000	1-0	0-0	0-0	NC State	76-77	18-19	30	58	.341	18-19	7-28	5-11
Boston College	96-97	18-19	6	10	.375	3-4	2-6	1-0	UNC-Asheville	97-98	15-16	4	0	1.000	3-0	1-0	0-0
Boston University	87-88	87-88	1	0	1.000	1-0	0-0	0-0	UNC-Charlotte	81-82	09-10	9	5	.643	5-3	2-2	2-0
Bridgewater	75-76	75-76	1	0	1.000	0-0	0-0	1-0	UNC-Greensboro	92-93	14-15	6	1	.857	5-0	1-1	0-0
Brigham Young (BYU)	89-90	03-04	3	0	1.000	0-0	1-0	2-0	UNC-Wilmington	88-89	88-89	1	0	1.000	0-0	0-0	1-0
Buffalo	15-16	17-18	0	2	.000	0-0	0-0	0-2	North Dakota	14-15	14-15	1	0	1.000	1-0	0-0	0-0
Butler	15-16	15-16	0	1	.000	0-0	0-0	0-1	North Florida (UNF)	13-14	13-14	1	0	1.000	1-0	0-0	0-0
California	80-81	90-91	0	2	.000	0-0	0-2	0-0	North Georgia	78-79	78-79	1	0	1.000	1-0	0-0	0-0
Cal State Northridge	13-14	13-14	0	1	.000	0-1	0-0	0-0	North Greenville	75-76	76-77	1	1	.500	0-1	0-0	1-0
Carson-Newman	79-80	83-84	3	0	1.000	2-0	1-0	0-0	Northern Illinois	86-87	86-87	1	0	1.000	0-0	0-0	1-0
Central Arkansas	17-18	17-18	0	1	.000	0-0	0-0	0-1	Northwestern	97-98	09-10	2	1	.667	1-0	1-1	0-0
Central Missouri	76-77	76-77	0	1	.000	0-0	0-0	0-1	Northwestern State (La.)	94-95	94-95	0	1	.000	0-0	0-0	0-1
Charleston Southern	75-76	17-18	14	1	.933	12-1	2-0	0-0	Notre Dame	13-14	18-19	0	6	.000	0-3	0-3	0-0
Cheyney State	82-83	82-83	0	1	.000	0-0	0-0	0-1	Oakland	02-03	11-12	1	2	.333	0-1	0-1	1-0
Clafflin	76-77	78-79	3	0	1.000	2-0	0-0	1-0	Ohio State	83-84	14-15	1	1	.500	0-0	1-0	0-1
Cleveland State	85-86	85-86	1	0	1.000	0-0	0-0	1-0	Ohio University	93-94	09-10	3	0	1.000	1-0	1-0	1-0
Coastal Carolina	94-95	16-17	3	1	.750	3-1	0-0	0-0	Oklahoma	18-19	18-19	0	1	.000	0-0	0-0	0-1
College of Charleston	75-76	09-10	8	9	.471	7-2	1-5	0-2	Oklahoma State	83-84	83-84	1	0	1.000	0-0	0-0	1-0
Columbia College	75-76	76-77	4	1	.800	2-0	1-1	1-0	Old Dominion	79-80	99-00	1	2	.333	1-0	0-1	0-1
Connecticut	89-90	09-10	1	3	.250	0-0	1-2	0-1	Oral Roberts	91-92	91-92	1	0	1.000	1-0	0-0	0-0
Coppin State	93-94	93-94	1	0	1.000	1-0	0-0	0-0	Oregon	15-16	16-17	0	2	.000	0-1	0-1	0-0
Creighton	13-14	13-14	1	0	1.000	0-0	0-0	1-0	Oregon State	84-85	13-14	0	2	.000	0-0	0-0	0-2
Dartmouth	98-99	98-99	1	0	1.000	1-0	0-0	0-0	Pacific	80-81	94-95	1	1	.500	0-0	0-1	1-0
Davidson	75-76	18-19	3	2	.600	2-2	1-0	0-0	Penn State	81-82	02-03	1	4	.200	0-1	1-1	0-2
Dayton	06-07	07-08	1	1	.500	1-0	0-1	0-0	Pittsburgh	76-77	18-19	7	6	.538	3-2	2-4	1-1
DePaul	88-89	89-90	1	1	.500	1-0	0-1	0-0	Portland	84-85	84-85	1	0	1.000	0-0	0-0	1-0
Detroit	82-83	17-18	2	0	1.000	0-0	0-0	2-0	Prairie View A&M	17-18	17-18	1	0	1.000	1-0	0-0	0-0
District of Columbia	80-81	80-81	1	0	1.000	1-0	0-0	0-0	Presbyterian	85-86	12-13	3	1	.750	3-1	0-0	0-0
Drake	79-80	99-00	1	1	.500	0-0	0-0	1-1	Providence	12-13	12-13	3	1	.750	1-0	0-1	2-0
Duke	77-78	18-19	32	42	.432	16-17	9-23	7-2	Radford	87-88	13-14	6	0	1.000	5-0	1-0	0-0
Duquesne	06-07	07-08	2	0	1.000	1-0	1-0	0-0	Rhode Island	18-19	18-19	1	0	1.000	1-0	0-0	0-0
East Carolina	78-79	01-02	6	0	1.000	4-0	1-0	1-0	Rice	07-08	07-08	1	0	1.000	0-0	0-0	1-0
Eastern Illinois	92-93	92-93	1	0	1.000	0-0	0-0	1-0	Richmond	09-10	09-10	0	1	.000	0-0	0-0	0-1
East Tennessee State	79-80	03-04	6	0	1.000	3-0	2-0	1-0	Rutgers	80-81	04-05	2	2	.500	1-0	1-2	0-0
Erskine	75-76	81-82	8	0	1.000	6-0	2-0	0-0	Samford	10-11	12-13	1	1	.500	1-0	0-1	0-0
Florida	85-86	96-97	3	1	.750	1-0	0-1	2-0	San Diego	04-05	05-06	1	1	.500	1-0	0-1	0-0
Florida A&M	98-99	15-16	1	1	.500	1-1	0-0	0-0	San Diego State	89-90	89-90	1	0	1.000	0-0	0-0	1-0
Florida Gulf Coast	14-15	14-15	0	1	.000	0-0	0-0	0-1	Savannah State	05-06	05-06	1	0	1.000	1-0	0-0	0-0
Florida International	93-94	17-18	2	0	1.000	0-0	2-0	0-0	Siena	07-08	07-08	1	0	1.000	0-0	0-0	1-0
Florida State	80-81	18-19	26	30	.464	12-14	12-16	2-0	SIU-Edwardsville	12-13	12-13	0	1	.000	0-0	0-0	0-1
Francis Marion	75-76	81-82	9	1	.900	7-0	2-1	0-0	South Alabama	86-87	87-88	1	1	.500	0-1	1-0	0-0
Fresno State	80-81	90-91	2	0	1.000	0-0	0-0	2-0	South Carolina	75-76	18-19	33	31	.516	22-10	11-19	0-2
Furman	75-76	15-16	23	4	.852	12-1	10-3	0-0	South Carolina State	75-76	17-18	18	4	.818	14-2	3-2	1-0
Gardner-Webb	76-77	76-77	1	0	1.000	1-0	0-0	0-0	USC-Upstate	09-10	09-10	1	0	1.000	1-0	0-0	0-0
Georgetown	04-05	10-11	1	3	.250	1-1	0-2	0-0	South Dakota	18-19	18-19	1	0	1.000	0-0	0-0	1-0
Georgia	78-79	09-10	5	13	.278	4-4	1-6	0-3	South Florida (USF)	91-92	13-14	2	1	.667	0-1	2-0	0-0
Georgia Southern	79-80	16-17	4	0	1.000	3-0	1-0	0-0	Southern Mississippi	87-88	87-88	1	0	1.000	0-0	0-0	1-0
Georgia State	76-77	08-09	4	2	.667	3-2	1-0	0-0	St. John's	06-07	06-07	1	0	1.000	0-0	0-0	1-0
Georgia Tech	79-80	17-18	45	39	.536	24-15	17-21	4-3	St. Peter's	88-89	88-89	1	0	1.000	0-0	1-0	0-0
Grambling	02-03	02-03	1	0	1.000	1-0	0-0	0-0	Stephen F. Austin	83-84	95-96	1	2	.333	0-1	0-1	1-0
Hartford	01-02	01-02	1	0	1.000	0-0	1-0	0-0	Syracuse	10-11	18-19	0	8	.000	0-3	0-3	0-2
High Point	75-76	18-19	2	1	.667	2-0	0-0	0-1	Temple	97-98	97-98	1	0	1.000	0-0	0-0	1-0
Hofstra	96-97	09-10	2	0	1.000	0-0	0-0	2-0	Tennessee	76-77	18-19	1	12	.077	1-1	0-6	0-5
Idaho State	97-98	97-98	1	0	1.000	0-0	0-0	1-0	TN-Chattanooga	81-82	09-10	5	5	.500	4-1	0-3	1-1
Illinois	98-99	18-19	3	2	.600	3-1	0-1	0-0	Tennessee Tech	79-80	15-16	7	4	.636	3-2	3-3	0-0
Illinois State	83-84	83-84	1	0	1.000	0-0	0-0	1-0	Texas	92-93	96-97	1	1	.500	0-0	0-0	1-1
Indiana	79-80	12-13	1	2	.333	0-1	0-1	1-0	TX-Arlington	95-96	95-96	2	0	1.000	1-0	1-0	0-0
Iowa State	98-99	98-99	1	0	1.000	1-0	0-0	0-0	Troy	14-15	14-15	1	0	1.000	1-0	0-0	0-0
Jackson State	82-83	95-96	2	1	.667	1-0	0-1	1-0	UCLA	94-95	05-06	1	2	.333	0-1	0-1	1-0
Jacksonville	12-13	12-13	1	0	1.000	1-0	0-0	0-0	Union	75-76	75-76	0	1	.000	0-0	0-0	0-1
Jacksonville State	16-17	17-18	2	0	1.000	1-0	1-0	0-0	UNLV	93-94	13-14	0	2	.000	0-0	0-2	0-0
James Madison	79-80	07-08	3	2	.600	2-0	0-2	1-0	Valdosta State	79-80	79-80	1	0	1.000	0-0	0-0	1-0
Kansas	81-82	81-82	0	1	.000	0-0	0-0	0-1	Vanderbilt	91-92	07-08	0	4	.000	0-1	0-2	0-1
Kansas State	78-79	90-91	1	2	.333	0-1	1-0	0-1	Virginia	77-78	18-19	31	43	.419	17-16	10-23	4-4

*overtime games ^conference games

1975-76 (14-11 Overall)

Head Coach Mary King

Date	Site	WL	Score	Opponent	CU-OP Rank
Dec. 6	H	W	55-51	Davidson	
Jan. 7	H	W	66-52	Erskine	
Jan. 10	A	W	66-61	South Carolina	
Jan. 14	H	L	70-85	Anderson	
Jan. 16	A	L	68-87	College of Charleston	
Jan. 17	A	W	68-66	Charleston Southern#	
Jan. 23	A ¹	W	76-64	Francis Marion	
Jan. 24	N ¹	L	60-75	Anderson	
Jan. 28	H	W	97-47	Furman	
Jan. 30	A	L	56-60	Columbia	
Feb. 3	A	L	70-82	Winthrop	
Feb. 5	N ²	L	71-85	North Carolina	
Feb. 6	N ²	W	65-51	Va. Commonwealth	
Feb. 11	H	L	54-69	North Greenville	
Feb. 14	H	W	85-43	Columbia College	
Feb. 16	A	L	55-89	Anderson	
Feb. 21	H	W	73-62	South Carolina	
Feb. 25	A	W	67-66	Erskine	
Feb. 28	H	W	88-44	Charleston Southern#	
Mar. 4	N ³	W	75-56	Columbia College	
Mar. 5	N ³	L	72-84	College of Charleston	
Mar. 6	N ³	W	73-60	SC State	
Mar. 11	N ⁴	W	68-63	Bridgewater College	
Mar. 12	N ⁴	L	77-92	Union	
Mar. 13	N ⁴	L	78-105	High Point	

A¹/N¹-Francis Marion Invitational, Florence, SC
N²-Virginia Invitational, Charlottesville, VA
N³-SCAIAW Tournament, Anderson, SC
N⁴-AIAW Region II Tournament, Covington, KY

1976-77 (22-9 Overall)

Head Coach Annie Tribble

Date	Site	WL	Score	Opponent	CU-OP Rank
Dec. 1	H	W	88-47	Columbia College	
Dec. 4	H	W	104-36	Charleston Southern#	
Dec. 11	H	L	82-94	NC State	
Dec. 13	A	W	63-57	Lander	
Dec. 17	N ¹	L	61-87	Tennessee	NR-19
Dec. 18	N ¹	L	76-86	Central Missouri	
Dec. 19	N ¹	L	74-87	Pittsburgh	
Jan. 8	H	L	61-71	College of Charleston	
Jan. 12	A	W	74-42	Erskine	
Jan. 15	H	W	79-59	North Carolina	
Jan. 19	H	L	78-83	Georgia State	
Jan. 22	A	W	92-60	South Carolina	
Jan. 26	A	W	97-51	Furman	
Jan. 29	H	W	97-74	Winthrop	
Feb. 1	H	W	70-49	Erskine	
Feb. 3	H	W	83-70	Francis Marion	
Feb. 5	A	W	103-47	Charleston Southern#	
Feb. 9	A	W	83-38	Davidson	
Feb. 12	A	W	79-45	Columbia College	
Feb. 16	H	W	93-77	SC State	
Feb. 19	A	L	82-83	Francis Marion	
Feb. 22	A	W	74-66	Georgia State	
Feb. 23	H	W	80-74	South Carolina	
Feb. 26	H	W	136-39	Gardner-Webb	
Mar. 4	N ²	W	88-83	Winthrop	
Mar. 4	N ²	W	74-68	Clafin	
Mar. 5	A ²	L	67-81	College of Charleston	
Mar. 5	N ²	W	88-76	North Greenville	
Mar. 10	N ³	L	46-84	Tennessee	NR-10
Mar. 11	N ³	W	82-66	Morehead State	
Mar. 12	A ³	W	79-72	Memphis	NR-16

N¹-Miss. Univ. for Women Christmas Tour., Columbus, MS
N²-SCAIAW Tournament, Charleston, SC
A³/N³-AIAW Region II Tournament, Memphis, TN

1977-78 (21-11 Overall, 4-4 ACC)

Head Coach Annie Tribble

Date	Site	WL	Score	Opponent	CU-OP Rank
Nov. 28	A	L	70-88	Tennessee	NR-1
Dec. 3	H	W	95-81	Mercer	
Dec. 5	A	W	108-53	Wake Forest [^]	
Dec. 7	H	W	95-51	Clafin	
Dec. 10	A	L	66-69	South Carolina	
Dec. 17	H	W	101-81	Appalachian State	
Dec. 20	N ¹	W	109-66	Mercer	
Dec. 21	N ¹	L	82-84	NC State [^]	NR-5
Dec. 22	A ¹	L	79-95	North Carolina [^]	
Jan. 4	H	W	94-58	Georgia State	
Jan. 7	H	W	69-66	South Carolina	
Jan. 11	H	W	118-59	Duke [^]	
Jan. 13	H ²	W	101-66	Yale	

Jan. 14	H ²	W	79-66	South Carolina	
Jan. 16	A	W	73-71	Francis Marion	
Jan. 19	A	L	86-91	Maryland [^]	NR-8
Jan. 21	H	W	86-58	Virginia [^]	
Jan. 23	A	L	82-91	College of Charleston	
Jan. 26	A	L	74-98	NC State [^]	NR-2
Jan. 28	A	W	76-73	North Carolina [^]	
Feb. 1	H	W	81-67	Winthrop	
Feb. 4	H	W	93-60	College of Charleston	
Feb. 8	H	W	84-42	Erskine	
Feb. 9	A ³	W	73-59	Virginia	
Feb. 10	N ³	L	76-98	Maryland	NR-7
Feb. 13	H	W	94-50	Lander	
Feb. 15	A	L	61-81	SC State	
Feb. 18	H	W	78-72	Francis Marion	
Feb. 23	H ⁴	W	89-57	Erskine	
Feb. 24	H ⁴	L	67-78	College of Charleston	
Feb. 25	H ⁴	W	80-75	Francis Marion	
Mar. 3	N ⁵	L	95-97	College of Charleston	

A¹/N¹-North Carolina Christmas Classic, Chapel Hill, NC

N²-Clemson Lady Tiger Invit., Clemson, SC, Champions

A³/N³-ACC Tournament, Charlottesville, VA

H⁴-SCAIAW Large College Qualifying, Clemson, SC

N⁵-AIAW Regional Qualifying, Aiken, SC

1978-79 (20-10 Overall, 6-2 ACC)

Head Coach Annie Tribble

Date	Site	WL	Score	Opponent	CU-OP Rank
Nov. 27	H	W	77-53	Georgia	
Nov. 29	H	L	66-75	Tennessee	NR-1
Dec. 2	A	W	93-81	Mercer	
Dec. 6	A	L	60-77	South Carolina	
Dec. 9	H	W	118-64	Francis Marion	
Dec. 16	H	W	89-62	North Georgia	
Dec. 21	N ¹	W	75-68	Pittsburgh	
Dec. 22	A ¹	W	79-66	North Carolina [^]	
Dec. 23	N ¹	L	70-73	Kansas State	
Jan. 10	H ²	W	102-49	William & Mary	
Jan. 11	H ²	W	61-60	East Carolina	
Jan. 13	H	L	71-84	Maryland [^]	NR-3
Jan. 17	H	W	111-59	Wake Forest [^]	
Jan. 19	H	W	86-73	NC State [^]	NR-7
Jan. 20	A	W	62-59	Virginia [^]	
Jan. 23	A	L	63-72	College of Charleston	20-NR
Jan. 27	H	W	91-63	North Carolina [^]	20-NR
Jan. 30	H	L	60-69	SC State	
Feb. 1	H	W	84-68	Winthrop	
Feb. 3	H	W	70-63	South Carolina	
Feb. 5	A	W	94-58	Duke [^]	
Feb. 8	N ³	W	81-56	Duke	
Feb. 9	A ³	L	65-94	NC State	NR-5
Feb. 14	H	W	71-65	Erskine	
Feb. 16	A	W	84-72	AL-Birmingham	
Feb. 21	H	W	72-69	College of Charleston	
Feb. 24	H	W	112-53	Clafin	
Feb. 27	A	L	67-82	NC State [^]	NR-9
Mar. 1	N ⁴	L	74-75	South Carolina	NR-18
Mar. 8	A ⁵	L	61-89	Tennessee	NR-8

A¹/N¹-North Carolina Christmas Classic, Chapel Hill, NC

H²-Clemson Lady Tiger Invit., Clemson, SC, Champions

A³/N³-ACC Tournament, Raleigh, NC

N⁴-SCAIAW Tournament, Spartanburg, SC

N⁵-AIAW Region II Tournament, Knoxville, TN

1979-80 (24-12 Overall, 6-3 ACC)

Head Coach Annie Tribble

Date	Site	WL	Score	Opponent	CU-OP Rank
Nov. 23	N ¹	W	81-69	Valdosta State	
Nov. 24	A ¹	L	77-94	Tennessee Tech	NR-13
Nov. 28	A	W	83-81	Georgia	
Nov. 30	A	L	58-112	Old Dominion	NR-1
Dec. 1	A	W	104-58	Wake Forest [^]	
Dec. 5	H	W	75-73	South Carolina	NR-13
Dec. 8	H	W	96-67	Berry	
Dec. 15	H	W	91-83	Louisville	
Dec. 17	H	W	94-76	Georgia Southern	
Dec. 20	N ²	W	77-58	Indiana	
Dec. 21	N ²	W	83-78	East Carolina	
Dec. 22	A ²	W	80-77	North Carolina [^]	
Jan. 5	A	W	84-76	East Tennessee State	
Jan. 7	A	W	76-75	North Carolina [^]	
Jan. 9	H	W	111-56	Duke [^]	18-NR
Jan. 11	H ³	W	90-68	James Madison	18-NR
Jan. 12	H ³	W	94-74	Miss. U for Women	18-NR
Jan. 16	A	L	69-85	Maryland [^]	16-15
Jan. 19	H	W	88-71	Virginia [^]	16-NR
Jan. 23	H	W	88-85	Mercer	16-18
Jan. 26	A	W	92-89	SC State	16-NR
Jan. 28	A	L	65-87	NC State [^]	16-10

Jan. 31	H	W	103-67	Georgia Tech [^]	16-NR
Feb. 2	A	L	72-88	South Carolina	16-7
Feb. 5	H	W	71-70	Francis Marion	16-NR
Feb. 8	N ⁴	W	78-76	Virginia	16-NR
Feb. 9	A ⁴	L	61-92	Maryland	16-14
Feb. 12	H	W	95-83	Carson-Newman	16-NR
Feb. 16	H	L	72-74	NC State [^]	16-9
Feb. 18	A	L	72-89	Tennessee	16-4
Feb. 23	H	W	77-69	College of Charleston	16-NR
Mar. 1	N ⁵	L	55-89	South Carolina	16-7
Mar. 5	A ⁶	L	79-95	Tennessee	16-3
Mar. 20	N ⁷	L	85-86	Drake	
Mar. 21	N ⁷	L	85-87	Mississippi College	
Mar. 22	N ⁷	W	71-70	Wayland Baptist	

A¹/N¹-Tennessee Tech Invitational, Cookeville, TN

A²/N²-UNC Christmas Classic, Chapel Hill, NC, Champions

H³-Clemson Lady Tiger Invit., Clemson, SC, Champions

N⁴-ACC Tournament, College Park, MD

N⁵-SCAIAW Tournament, Florence, SC

N⁶-AIAW Region II Tournament, Knoxville, TN

N⁷-NWIT, Amarillo, TX

1980-81 (23-8 Overall, 6-1 ACC)

Head Coach Annie Tribble

ACC Regular Season Champions

#20 Final National Rank

Date	Site	WL	Score	Opponent	CU-OP Rank
Dec. 1	A	W	66-57	Carson-Newman	19-NR
Dec. 3	H	W	85-70	North Carolina [^]	19-NR
Dec. 6	A	W	86-67	South Carolina	19-6
Dec. 13	H	W	64-61	Maryland [^]	19-16
Dec. 16	H	W	92-83	Tennessee Tech	16-NR
Dec. 18	N ¹	W	66-63	Middle Tennessee State	16-NR
Dec. 19	N ¹	L	83-85	Mercer	16-NR
Dec. 20	N ¹	W	78-59	Florida State	16-NR
Jan. 2	N ²	W	76-60	Fresno State	18-NR
Jan. 3	A ²	L	70-78	Pacific	18-NR
Jan. 4	A	L	78-83	California	18-NR
Jan. 7	A	W	75-61	Georgia Tech [^]	
Jan. 9	H ³	W	95-53	Appalachian State	
Jan. 10	H ³	W	79-72	Alabama	
Jan. 12	A	L	67-77	Virginia [^]	NR-20
Jan. 14	H	W	73-70	NC State [^]	NR-10
Jan. 17	H	W	68-59	Auburn	
Jan. 19	H	W	98-71	East Tennessee State	
Jan. 21	H	W	72-64	Tennessee	NR-7
Jan. 28	H	W	93-74	Wake Forest [^]	20-NR
Jan. 31	A	W	78-77	Louisville	20-NR
Feb. 2	A	W	67-54	Duke [^]	20-NR
Feb. 7	H	W	78-70	South Carolina	NR-13
Feb. 10	H	W	73-64	Old Dominion	19-2
Feb. 12	H ⁴	W	90-58	Wake Forest	19-NR
Feb. 13	H ⁴	L	68-83	NC State	19-13
Feb. 18	H	W	77-63	Francis Marion	16-NR
Feb. 21	A	L	78-79	Mercer [*]	16-NR
Feb. 28	H	W	72-67	District of Columbia	19-NR
Mar. 10	H ⁵	L	64-81	South Carolina	16-NR
Mar. 18	A ⁶	L	76-99	Rutgers	20-8

N¹-Mississippi University for Women Invit., Columbus, MS

A²/N²-University of Pacific Classic, Stockton, CA

H³-Clemson Lady Tiger Invit., Clemson, SC, Champions

H⁴-ACC Tournament, Clemson, SC

H⁵-AIAW Region II Tournament, Clemson, SC

A⁶-2nd Round AIAW National Tour., New Brunswick, NJ

YEAR-BY-YEAR RESULTS

Feb. 1	H	W	79-78	Tennessee Tech	
Feb. 3	A	L	61-76	NC State^	NR-6
Feb. 6	A	L	91-99	South Carolina*	NR-17
Feb. 8	A	W	73-65	Auburn	NR-16
Feb. 13	H	W	75-65	Virginia^	
Feb. 17	H	W	101-68	Erskine	
Feb. 20	H	W	98-78	North Carolina^	
Feb. 26	N ⁵	W	62-54	Georgia Tech	
Feb. 27	N ⁵	W	84-76	North Carolina	
Feb. 28	N ⁵	L	81-93	Maryland	NR-8
Mar. 12	A ⁶	L	75-96	Penn State	NR-11

A¹/N¹-Wayland Baptist Classic, Plainview, TX
A²/N²-Pittsburgh Classic, Pittsburgh, PA
N³-South Florida Invitational, Tampa, FL, Champions
H⁴-Clemson Lady Tiger Invitational, Clemson, SC
N⁵-ACC Tournament, Raleigh, NC
A⁶-First Round, NCAA Mideast Regional, Univ. Park, PA

1982-83 (12-17 Overall, 5-8 ACC)

Head Coach Annie Tribble

Date	Site	WL	Score	Opponent	CU-OP Rank
Nov. 29	H	W	64-63	Jackson State	
Dec. 1	H	L	70-72	Duke^	
Dec. 8	A	L	58-73	South Carolina	NR-15
Dec. 11	H	L	71-79	Maryland^	NR-3
Dec. 15	H	L	65-90	Georgia	NR-11
Dec. 18	H	W	74-54	Winthrop	
Jan. 5	H	L	72-92	Kansas State	NR-11
Jan. 7	H	L	66-83	NC State^	NR-20
Jan. 10	A	L	71-98	Louisiana Tech	NR-2
Jan. 14	H ¹	L	59-64	Mississippi State	
Jan. 15	H ¹	L	60-71	Auburn	NR-15
Jan. 17	A	W	68-67	Tennessee Tech	
Jan. 19	H	W	87-76	SC State	
Jan. 22	A	W	76-71	Virginia^	
Jan. 24	H	W	89-73	South Carolina	
Jan. 27	A	W	79-67	Georgia Tech^	
Jan. 29	A	L	81-95	Duke^	
Feb. 2	H	L	80-84	North Carolina^	
Feb. 5	H	W	84-66	Georgia Tech^	
Feb. 9	A	L	67-99	NC State^	NR-19
Feb. 12	N ²	L	66-80	Cheyney State	NR-5
Feb. 13	N ²	W	83-58	Detroit	
Feb. 16	A	L	67-85	Maryland^	NR-6
Feb. 23	H	W	86-84	Virginia^	
Feb. 24	H	W	103-71	Wake Forest^	
Feb. 26	A	L	74-85	North Carolina^	NR-20
Feb. 28	A	L	64-105	Georgia	NR-12
Mar. 4	N ³	W	93-92	Duke*	
Mar. 5	N ³	L	87-103	NC State	NR-16

H¹-Clemson Lady Tiger Invitational, Clemson, SC
N²-East Carolina Lady Pirate Classic, Greenville, NC
N³-ACC Tournament, Fayetteville, NC

1983-84 (21-10 Overall, 9-5 ACC)

Head Coach Annie Tribble

Date	Site	WL	Score	Opponent	CU-OP Rank
Nov. 24	N ¹	W	99-81	Oklahoma State	
Nov. 25	A ¹	W	67-57	Wayland Baptist	
Nov. 26	N ¹	W	95-75	Stephen F. Austin	
Nov. 30	H	W	87-67	UNC-Charlotte	19-NR
Dec. 3	H	W	80-77	South Carolina	19-NR
Dec. 6	A	W	78-72	Duke^	15-NR
Dec. 15	A	W	80-75	Mississippi State*	15-NR
Dec. 17	A	L	62-71	Jackson State	15-NR
Dec. 29	A ²	W	73-67	Ohio State	17-NR
Dec. 30	N ²	L	64-78	Georgia	17-3
Jan. 5	A	L	75-83	Virginia^	18-NR
Jan. 7	A	W	73-67	NC State^	18-12
Jan. 11	H	W	82-70	Georgia Tech^	17-NR
Jan. 14	H	W	70-63	Maryland^	17-13
Jan. 17	H	W	79-73	Duke^	14-NR
Jan. 21	H	L	76-77	Virginia^	14-19
Jan. 23	H	W	94-72	Pittsburgh	17-NR
Jan. 25	A	W	79-72	Georgia Tech^	17-NR
Jan. 28	H	W	100-58	Wake Forest^	17-NR
Jan. 30	A	L	61-69	North Carolina^	14-15
Feb. 4	H	L	104-105	NC State**^	14-18
Feb. 8	H	W	70-51	Carson-Newman	19-NR
Feb. 11	A	W	81-73	South Carolina	19-NR
Feb. 13	A	L	81-88	TN-Chattanooga	17-NR
Feb. 18	A	W	79-75	Wake Forest^	17-NR
Feb. 23	A	L	74-80	Maryland^	NR-13
Feb. 26	H	W	98-76	North Carolina^	20-NR
Mar. 2	N ³	L	73-74	North Carolina	20-NR
Mar. 22	N ⁴	W	81-61	Illinois State	
Mar. 23	N ⁴	L	66-70	TN-Chattanooga	NR-20
Mar. 24	N ⁴	W	110-106	Western Kentucky*	

A¹/N¹-Wayland Baptist Classic, Plainview, TX, Champions

A²/N²-Ohio State Buckeye Classic, Columbus, OH
N³-ACC Tournament, Fayetteville, NC
N⁴-NWIT, Amarillo, TX

1984-85 (18-9 Overall, 8-6 ACC)

Head Coach Annie Tribble

Date	Site	WL	Score	Opponent	CU-OP Rank
Nov. 23	N ¹	W	87-54	Wisconsin	
Nov. 24	A ¹	W	99-84	Nebraska	
Dec. 5	A	W	70-62	South Carolina	
Dec. 8	H	L	70-71	Tennessee Tech	
Dec. 16	N ²	L	75-82	Oregon State	
Dec. 17	N ²	W	95-74	Wyoming	
Dec. 18	N ²	W	79-66	Portland	
Dec. 29	H	W	101-90	Virginia Tech	
Dec. 31	A	L	76-84	Duke^	
Jan. 2	H	L	70-75	North Carolina^	
Jan. 5	H	L	74-79	NC State^	
Jan. 9	A	W	84-81	Georgia Tech*^	
Jan. 12	H	W	66-61	Maryland^	
Jan. 14	H	L	70-76	Duke^	
Jan. 19	H	W	75-67	Virginia^	NR-15
Jan. 24	A	L	71-74	North Carolina^	
Jan. 30	H	W	76-68	Wake Forest^	
Feb. 2	H	W	84-73	Georgia State	
Feb. 6	A	L	72-87	NC State^	
Feb. 9	H	W	100-63	Mars Hill	
Feb. 11	H	W	95-75	Georgia Tech^	
Feb. 15	A	W	71-63	Wake Forest^	
Feb. 17	H	W	91-62	Western Carolina	
Feb. 20	A	W	66-63	Virginia^	NR-16
Feb. 23	A	W	87-83	Maryland^	
Feb. 25	H	W	83-61	South Carolina	
Mar. 1	N ³	L	76-81	Duke	

A¹/N¹-Nebraska Invitational, Lincoln, NE, Champions
N²-Giusti Tournament, Portland, OR
N³-ACC Tournament, Fayetteville, NC

1985-86 (12-16 Overall, 4-10 ACC)

Head Coach Annie Tribble

Date	Site	WL	Score	Opponent	CU-OP Rank
Nov. 25	H	L	68-87	Georgia	NR-2
Nov. 27	A	W	77-76	Virginia Tech	
Nov. 29	N ¹	L	88-90	Middle Tennessee State	
Nov. 30	N ¹	W	104-72	Cleveland State	
Dec. 2	H	W	69-65	Florida	
Dec. 4	H	W	100-40	Presbyterian	
Dec. 7	H	W	62-61	South Carolina	
Dec. 14	H	W	79-47	East Tennessee State	
Dec. 16	A	W	90-80	Georgia Tech^	
Dec. 18	A	L	72-76	NC State^	
Dec. 21	A	L	78-85	Tennessee Tech	
Jan. 4	H	L	62-75	NC State^	NR-18
Jan. 11	H	L	89-96	Virginia*^	NR-4
Jan. 13	H	L	77-93	Duke^	NR-20
Jan. 15	H	L	73-77	Maryland^	
Jan. 18	H	W	84-73	Georgia Tech^	
Jan. 22	A	L	91-95	North Carolina^	NR-15
Jan. 25	H	L	73-88	Wake Forest^	
Feb. 1	A	L	69-88	Alabama	
Feb. 3	A	L	72-86	South Carolina	
Feb. 8	A	L	76-80	Duke^	NR-17
Feb. 10	A	L	59-62	Maryland^	
Feb. 12	H	W	79-75	AL-Birmingham	
Feb. 15	H	W	80-65	North Carolina^	NR-13
Feb. 17	A	W	92-67	Wake Forest^	
Feb. 22	A	L	79-90	Virginia^	NR-3
Feb. 26	H	W	88-63	SC State	
Mar. 1	N ²	L	83-88	North Carolina	NR-17

N¹-Kentucky Invitational, Lexington, KY

N²-ACC Tournament, Fayetteville, NC

1986-87 (7-21 Overall, 3-11 ACC)

Head Coach Annie Tribble

Date	Site	WL	Score	Opponent	CU-OP Rank
Nov. 28	N ¹	L	50-91	Auburn	NR-4
Nov. 29	N ¹	W	72-71	Northern Illinois	
Dec. 3	A	L	72-78	Duke^	
Dec. 6	H	L	65-74	South Carolina	
Dec. 13	H	W	103-53	Charleston Southern#	
Dec. 15	A	L	66-67	Florida	
Dec. 17	H	L	75-87	NC State^	NR-20
Dec. 20	H	L	79-85	Alabama	
Jan. 3	A	L	65-83	NC State^	NR-15
Jan. 6	A	L	69-75	AL-Birmingham	
Jan. 10	A	L	54-90	Wake Forest^	
Jan. 12	A	L	69-92	Maryland^	NR-20
Jan. 15	A	L	62-65	Georgia	NR-12

Jan. 17	H	L	79-98	North Carolina^	
Jan. 21	H	L	78-81	Georgia Tech^	
Jan. 24	H	L	76-81	New Orleans	
Jan. 29	A	W	72-55	SC State	
Jan. 31	H	L	77-83	Virginia^	NR-6
Feb. 2	A	W	91-60	East Tennessee State	
Feb. 4	A	L	70-72	North Carolina^	
Feb. 7	H	W	82-80	Maryland^	
Feb. 9	H	W	79-76	Duke^	
Feb. 11	A	L	54-57	South Carolina	
Feb. 14	A	L	66-82	Virginia^	NR-8
Feb. 18	H	L	86-95	South Alabama	
Feb. 21	H	W	95-82	Wake Forest^	
Feb. 23	A	L	66-82	Georgia Tech^	
Feb. 28	N ²	L	58-79	NC State	NR-16

N¹-Minnesota Classic, Minneapolis, MN
N²-ACC Tournament, Fayetteville, NC

1987-88 (21-9 Overall, 8-6 ACC)

Head Coach Jim Davis

#20 Final National Ranking

NCAA Tournament Participant

Date	Site	WL	Score	Opponent	CU-OP Rank
Nov. 27	N ¹	W	78-64	Southern Mississippi	
Nov. 28	A ¹	W	64-52	Georgia Southern	
Dec. 2	H	W	87-51	SC State	
Dec. 5	H	W	76-72	NC State^	
Dec. 12	H	W	81-64	UNC-Charlotte	
Dec. 14	A	W	75-71	South Alabama	
Dec. 16	A	L	55-59	New Orleans	
Dec. 30	H	W	77-53	Boston University	
Jan. 4	A	L	61-68	Duke^	NR-9
Jan. 6	A	W	72-66	NC State^	
Jan. 14	H	L	78-79	Maryland*^	NR-14
Jan. 16	H	L	64-70	Wake Forest^	
Jan. 18	H	W	92-58	Radford	
Jan. 23	A	W	73-50	North Carolina^	
Jan. 27	H	W	94-72	Georgia Tech^	
Jan. 30	A	W	62-60	South Carolina	
Feb. 1	H	W	78-65	Duke^	NR-17
Feb. 3	A	W	90-74	Georgia Tech^	
Feb. 6	A	L	64-67	Virginia^	NR-6
Feb. 8	A	L	67-84	Maryland^	NR-11
Feb. 10	H	W	72-62	South Carolina	
Feb. 13	H	W	73-65	Georgia	NR-13
Feb. 15	A	W	77-44	UNC-Charlotte	
Feb. 17	H	W	96-64	Georgia State	
Feb. 20	H	W	85-77	Virginia^	NR-7
Feb. 25	A	L	78-83	Wake Forest^	20-NR
Feb. 27	H	W	66-60	North Carolina^	20-NR
Mar. 5	N ²	W	81-65	Duke	
Mar. 6	N ²	L	57-66	Virginia	NR-9
Mar. 19	A ³	L	63-70	James Madison	NR-14

A¹/N¹-Ga. Southern Classic, Statesboro, GA, Champions
N²-ACC Tournament, Fayetteville, NC
N³-Second Round, NCAA East Regional, Harrisonburg, VA

1988-89 (20-11 Overall, 9-5 ACC)

Head Coach Jim Davis

#13 Final National Ranking

NCAA Tournament Final 16

Date	Site	WL	Score	Opponent	CU-OP Rank
Nov. 26	N ¹	W	69-66	LSU	NR-19
Nov. 27	A ¹	L	54-55	Western Kentucky	NR-14
Dec. 2	N ²	W	63-47	Florida	
Dec. 3	A ²	L	64-69	Middle Tennessee State	
Dec. 10	H	W	73-52	Morehead State	
Dec. 17	A	W	63-57	Radford	
Dec. 29	N ³	W	88-51	UNC-Wilmington	
Dec. 30	A ³	W	67-63	St. Peter's	
Jan. 2	H	W	69-55	Duke [^]	NR-20
Jan. 4	H	L	76-78	NC State [^]	NR-19
Jan. 6	H	W	69-67	Maryland [^]	NR-5
Jan. 11	H	L	63-64	Virginia [^]	20-12
Jan. 14	H	L	76-82	Wake Forest [^]	20-NR
Jan. 16	A	L	75-96	Georgia	NR-6
Jan. 18	H	W	83-56	Georgia Tech [^]	
Jan. 21	A	L	71-81	NC State [^]	NR-16
Jan. 26	A	L	62-64	South Carolina	NR-16
Jan. 28	H	W	74-67	South Carolina	NR-16
Feb. 1	H	W	75-41	Georgia Southern	
Feb. 8	A	W	71-50	Duke [^]	
Feb. 11	A	W	71-66	North Carolina [^]	
Feb. 15	A	W	72-61	Wake Forest [^]	
Feb. 18	A	W	93-84	Virginia [^]	NR-14
Feb. 20	A	L	63-88	Maryland [^]	NR-6
Feb. 22	A	W	89-62	Georgia Tech [^]	
Feb. 25	H	W	92-61	North Carolina [^]	
Feb. 27	H	W	89-78	DePaul	

Mar. 4	N ⁴	W	94-74	Georgia Tech	
Mar. 5	N ⁴	L	86-93	NC State	NR-14
Mar. 18	H ⁵	W	78-65	Georgia	NR-10
Mar. 23	A ⁶	L	60-71	Auburn	NR-2

A¹/N¹-Bowling Green Invitational, Bowling Green, KY
A²/N²-Middle Tennessee Invitational, Murfreesboro, TN
A³/N³-St. Peter's Tournament, Jersey City, NJ, Champions
N⁴-ACC Tournament, Fayetteville, NC
H⁵-Second Round, NCAA Midwest Regional, Clemson, SC
A⁶-Semifinals, NCAA Midwest Regional, Auburn, AL

1989-90 (22-10 Overall, 10-4 ACC)

Head Coach Jim Davis

#19 Final National Rank

NCAA Tournament Final 16

Date	Site	WL	Score	Opponent	CU-OP Rank
Nov. 24	A ¹	L	65-87	DePaul	
Nov. 25	N ¹	W	62-45	San Diego State	
Nov. 29	H	W	84-49	Furman	
Dec. 2	H	W	90-46	College of Charleston	
Dec. 6	H	W	79-52	Augusta	
Dec. 9	A	L	64-82	South Carolina	NR-17
Dec. 16	H	W	66-56	UNC-Charlotte	
Dec. 18	H	W	75-64	Michigan State	
Dec. 29	A ²	W	73-69	Brigham Young	
Dec. 30	N ²	W	80-53	Montana State	
Jan. 8	H	L	52-74	South Carolina	NR-18
Jan. 13	H	W	69-59	Wake Forest [^]	
Jan. 16	H	W	72-60	Maryland [^]	NR-15
Jan. 20	H	L	64-72	NC State [^]	NR-12
Jan. 22	H	W	78-77	Radford ^{**}	
Jan. 24	H	W	77-69	Georgia Tech [^]	
Jan. 27	H	W	80-66	North Carolina [^]	
Jan. 29	H	W	64-49	Duke [^]	
Jan. 31	A	L	64-67	Virginia [^]	NR-12
Feb. 2	A	W	77-65	Maryland [^]	NR-23
Feb. 7	H	L	52-75	Georgia	NR-4
Feb. 10	A	W	63-59	Wake Forest [^]	
Feb. 12	A	W	80-75	Georgia Tech [^]	
Feb. 17	H	L	63-71	Virginia [^]	NR-10
Feb. 21	A	L	81-82	NC State [^]	NR-9
Feb. 24	A	W	80-79	North Carolina [^]	
Feb. 26	A	W	65-60	Duke [^]	
Mar. 3	N ³	W	77-68	Duke	
Mar. 4	N ³	L	66-84	Virginia	NR-15
Mar. 14	H ⁴	W	79-55	Manhattan	
Mar. 17	A ⁵	W	61-59	Connecticut	
Mar. 22	N ⁶	L	62-80	Tennessee	NR-4

A¹/N¹-DePaul Invitational, Chicago IL
A²/N²-Brigham Young Invit., Provo, UT, Champions
N³-ACC Tournament, Fayetteville, NC
H⁴-First Round, NCAA East Regional, Clemson, SC
A⁵-Second Round, NCAA East Regional, Storrs, CT
N⁶-Semifinals, NCAA East Regional, Norfolk, VA

1990-91 (22-11 Overall, 8-6 ACC)

Head Coach Jim Davis

#8 Final National Rank

NCAA Tournament East Region Finalist

Date	Site	WL	Score	Opponent	CU-OP Rank
Nov. 24	N ¹	W	83-74	Alabama State	21-NR
Nov. 25	A ¹	W	68-61	Kansas State	21-NR
Dec. 1	H	W	86-52	College of Charleston	19-NR
Dec. 5	H	W	74-63	UNC-Charlotte	17-NR
Dec. 8	H	W	73-40	South Carolina	17-22
Dec. 15	H	W	95-61	Augusta	16-NR
Dec. 20	A ²	L	86-90	California [*]	16-NR
Dec. 21	N ²	W	65-43	Fresno State	16-NR
Jan. 2	H	W	82-73	NC State [^]	16-2
Jan. 5	H ³	W	81-59	Brigham Young	16-NR
Jan. 9	H	L	75-81	Virginia [^]	12-2
Jan. 11	H	L	68-71	Maryland [^]	12-NR
Jan. 14	H	W	90-45	Radford	12-NR
Jan. 16	A	L	62-75	South Carolina	17-NR
Jan. 19	A	L	55-77	NC State [^]	17-4
Jan. 21	A	W	69-63	Wake Forest [^]	17-NR
Jan. 23	A	W	63-61	Georgia Tech [^]	21-NR
Jan. 26	H	W	79-66	North Carolina [^]	21-NR
Jan. 28	H	W	63-49	Duke [^]	21-NR
Jan. 30	H	W	81-45	SC State	20-NR
Feb. 7	A	L	59-96	Georgia	19-3
Feb. 9	H	L	58-59	Wake Forest [^]	19-NR
Feb. 11	H	W	76-64	Georgia Tech [^]	19-NR
Feb. 14	A	W	74-63	Maryland [^]	23-NR
Feb. 16	A	L	62-89	Virginia [^]	23-1
Feb. 22	A	W	67-59	Duke [^]	24-NR
Feb. 24	A	L	54-58	North Carolina [^]	24-NR
Mar. 2	N ⁴	W	60-58	Duke	
Mar. 3	N ⁴	W	65-62	Virginia	NR-1

Mar. 4	N ⁴	L	61-84	NC State	NR-7
Mar. 16	H ⁵	W	103-91	Providence	21-15)
Mar. 21	N ⁶	W	57-55	James Madison	21-NR
Mar. 23	N ⁶	L	57-60	Connecticut	21-13

A¹/N¹-Kansas St. Invit., Manhattan, KS, Champions
A²/N²-California Golden Bear Classic, Berkeley, CA
H³-Civic Center of Anderson, Anderson, SC
N⁴-ACC Tournament, Fayetteville, NC
H⁵-NCAA Tournament, 2nd Round, East Region
N⁶-NCAA Tournament, East Regional Semifinal & Final, Philadelphia, PA

1991-92 (21-10 Overall, 9-7 ACC)

Head Coach Jim Davis

#19 Final National Rank

NCAA Tournament Participants

Date	Site	WL	Score	Opponent	CU-OP Rank
Nov. 22	N ¹	W	66-54	UNC-Charlotte	20-NR
Nov. 23	A ¹	L	60-72	Vanderbilt	20-8
Nov. 27	A	W	94-57	Furman	22-NR
Nov. 30	H	W	113-48	Charleston Southern	22-NR
Dec. 4	A	W	78-56	SC State	20-NR
Dec. 7	H	W	81-54	Appalachian State	20-NR
Dec. 14	H	W	90-75	Furman	19-NR
Dec. 20	N ²	W	72-44	Wright State	18-NR
Dec. 21	A ²	W	90-83	South Florida	18-NR
Jan. 4	A	L	85-86	NC State [^]	12-13
Jan. 10	A	W	107-72	Duke [^]	15-NR
Jan. 12	A	L	56-72	North Carolina [^]	15-NR
Jan. 15	H	W	80-73	Florida State [^]	17-NR
Jan. 18	A	L	52-85	Virginia [^]	17-1
Jan. 20	A	L	59-63	Maryland [^]	15-1
Jan. 22	A	W	73-69	Georgia Tech [^]	15-NR
Jan. 25	H	W	80-62	Wake Forest [^]	15-NR
Feb. 1	A	L	66-79	Florida State [^]	15-NR
Feb. 4	H	L	57-59	Georgia Tech [^]	18-NR
Feb. 8	H	W	88-72	NC State [^]	18-NR
Feb. 10	A	W	73-56	Wake Forest [^]	18-NR
Feb. 12	H	W	81-69	South Carolina	23-NR
Feb. 15	H	W	72-55	Maryland [^]	23-1
Feb. 19	H	W	49-46	North Carolina [^]	19-23
Feb. 22	H	L	81-85	Virginia [^]	19-1
Feb. 27	H	W	98-54	Oral Roberts	19-NR
Feb. 29	H	W	63-59	Duke [^]	19-NR
Mar. 7	N ³	W	96-93	NC State [*]	18-NR
Mar. 8	N ³	L	73-74	Georgia Tech	18-NR
Mar. 18	H ⁴	W	76-72	TN-Chattanooga	20-NR
Mar. 22	A ⁵	L	72-73	West Virginia	20-11

A¹/N¹-Vanderbilt Tournament, Nashville, TN
A²/N²-South Florida Tourn., Tampa, FL, Champions
N³-Atlantic Coast Conference Tournament, Rock Hill, SC
N⁴-NCAA Tournament, First Round, East Regional

1992-93 (19-11 Overall, 8-8 ACC)

Head Coach Jim Davis

NCAA Tournament Participants

Date	Site	WL	Score	Opponent	CU-OP Rank
Dec. 2	A	W	72-58	Furman	
Dec. 5	H	W	87-60	SC State	
Dec. 16	A	L	68-86	Georgia Tech [^]	
Dec. 18	N ¹	W	94-58	Eastern Illinois	
Dec. 19	A ¹	W	79-68	Alabama	
Dec. 27	N ²	W	78-75	Texas	NR-11
Dec. 29	A ²	W	68-67	Rutgers	24-NR
Jan. 3	H	W	89-66	NC State [^]	24-NR
Jan. 6	H	L	60-64	Maryland [^]	19-3
Jan. 13	H	W	61-60	Virginia [^]	17-8
Jan. 16	H	L	56-59	North Carolina [^]	17-21
Jan. 18	A	W	71-51	Wake Forest [^]	17-NR
Jan. 20	H	W	92-35	Alabama State	18-NR
Jan. 24	A	L	71-79	NC State [^]	18-NR
Jan. 26	H	W	85-80	Georgia Tech [^]	19-NR
Jan. 28	H	W	74-60	TN-Chattanooga	19-NR
Jan. 31	H	W	88-63	Duke [^]	19-NR
Feb. 3	A	L	54-55	South Carolina	19-NR
Feb. 6	A	W	84-69	Florida State [^]	19-NR
Feb. 10	H	W	68-58	Wake Forest [^]	21-NR
Feb. 15	A	L	65-67	Duke [^]	21-NR
Feb. 18	A	L	73-81	Maryland [^]	20-12
Feb. 20	A	L	70-87	Virginia [^]	20-11
Feb. 24	H	W	70-63	Florida State [^]	24-NR
Feb. 27	A	L	63-70	North Carolina [^]	24-18
Mar. 1	H	W	75-66	UNC-Greensboro	
Mar. 6	N ³	W	87-66	Georgia Tech	
Mar. 7	N ³	L	71-79	Virginia [*]	NR-10
Mar. 17	H ⁴	W	70-64	Xavier	
Mar. 21	A ⁵	L	78-89	Stephen F. Austin	NR-12

A¹/N¹-Alabama Classic, Tuscaloosa, AL, Champions
A²/N²-Rutgers/Bell Atlantic Tour., Piscataway, NJ,

N³-ACC Tournament, Rock Hill, SC
H⁴-NCAA Tournament, First Round, Midwest Regional
A⁵-NCAA Tournament, Second Round, Midwest Regional

1993-94 (20-10 Overall, 11-5 ACC)

Head Coach Jim Davis

#22 Final National Rank

NCAA Tournament Participants

Date	Site	WL	Score	Opponent	CU-OP Rank
Dec. 1	H	W	78-77	Furman	
Dec. 4	H	W	88-45	Western Carolina	
Dec. 11	H	W	92-30	Coppin State	
Dec. 15	A	L	61-74	SC State	
Dec. 21	A ¹	L	61-72	UNLV	
Dec. 22	N ¹	W	62-53	Louisville	
Dec. 29	N ²	W	76-48	Ohio University	
Dec. 30	N ²	L	75-85	Penn State	NR-3
Jan. 3	A	L	65-69	Virginia [^]	NR-17
Jan. 5	A	W	71-56	NC State [^]	
Jan. 8	H	W	54-52	Maryland [^]	NR-24
Jan. 13	H	W	72-54	Wake Forest [^]	
Jan. 18	H	W	83-34	Winthrop	
Jan. 23	H	L	67-74	Duke [^]	
Jan. 26	H	W	77-52	Georgia Tech [^]	
Jan. 28	A	W	90-82	Duke [^]	
Jan. 30	A	L	68-71	North Carolina [^]	NR-5
Feb. 3	H	W	71-59	NC State [^]	
Feb. 7	H	W	80-26	Florida State [^]	
Feb. 9	A	W	65-48	Wake Forest [^]	
Feb. 16	H	W	90-75	South Carolina	
Feb. 19	H	W	70-61	Virginia [^]	NR-6
Feb. 23	A	W	75-60	Florida State [^]	
Feb. 25	A	W	55-51	Georgia Tech [^]	
Feb. 27	H	L	86-91	North Carolina [^]	NR-5
Mar. 1	A	L	46-84	Maryland [^]	
Mar. 5	N ³	W	73-52	NC State	
Mar. 6	N ³	L	64-65	North Carolina	NR-5
Mar. 16	A ⁴	W	65-64	Florida International	NR-19
Mar. 19	A ⁵	L	66-78	Tennessee	NR-1

A¹/N¹-Nevada-Las Vegas Tournament, Las Vegas, NV
N²-Hilton Head Tournament, Hilton Head, SC
N³-ACC Tournament, Rock Hill, SC
A⁴-NCAA Tournament, First Round, Mideast Regional
A⁵-NCAA Tournament, Second Round, Mideast Regional

1994-95 (21-11 Overall, 9-7 ACC)

Head Coach Jim Davis

NWIT Participants

Date	Site	WL	Score	Opponent	CU-OP Rank
Nov. 27	N ¹	L	86-94	Western Kentucky	NR-21
Nov. 30	H	W	85-35	Western Carolina	
Dec. 3	H	W	70-65	Furman	
Dec. 5	H	W	84-37	Coastal Carolina	
Dec. 8	A	L	73-79	South Carolina	
Dec. 10	H	W	77-50	Charleston Southern	
Dec. 17	H	W	99-59	East Carolina	
Dec. 19	N ²	W	82-56	Army	
Dec. 20	N ²	W	88-79	Providence	
Dec. 21	N ²	W	79-62	UCLA	
Dec. 29	H	W	102-42	SC State	
Jan. 1	H	L	67-76	Virginia [^]	NR-11
Jan. 5	A	W	81-27	College of Charleston	
Jan. 8	H	W	72-68	Florida State [^]	
Jan. 11	A	W	66-57	Maryland [^]	
Jan. 14	H	L	73-77	North Carolina [^]	NR-4
Jan. 19	A	W	67-59	Wake Forest [^]	
Jan. 21	A	L	66-72	NC State [^]	
Jan. 26	H	W	68-56	Georgia Tech [^]	
Jan. 28	A	L	78-55	Virginia [^]	NR-12
Feb. 1	H	W	78-64	Duke [^]	NR-14
Feb. 6	A	W	67-64	Florida State [^]	
Feb. 11	H	W	74-56	Maryland [^]	
Feb. 15	A	L	69-82	North Carolina [^]	NR-9
Feb. 18	H	W	72-57	Wake Forest [^]	
Feb. 20	A	W	88-82	Duke [^]	NR-19
Feb. 23	H	L	55-68	NC State [^]	
Feb. 25	A	L	60-68	Georgia Tech [^]	
Mar. 3	N ³	L	71-78	Duke	NR-22
Mar. 23	N ⁴	L	64-80	Northwestern State (La.)	
Mar. 24	N ⁴	W	80-75	Pacific	
Mar. 25	N ⁴	W	107-66	East Tennessee State	

YEAR-BY-YEAR RESULTS

1995-96 (23-8 Overall, 11-5 ACC)

Head Coach Jim Davis

#14 Final National Rank

ACC Champions

NCAA Tournament Participants

Date	Site	WL	Score	Opponent	CU-OP Rank
Nov. 28	A	W	77-74	UNC-Charlotte*	
Nov. 30	H	W	78-54	TX-Arlington	
Dec. 2	H	W	88-53	College of Charleston	
Dec. 4	A	W	80-28	Western Carolina	
Dec. 6	A	W	77-30	Furman	
Dec. 9	H	W	89-73	Appalachian State	
Dec. 16	H	W	69-59	UNC-Charlotte	
Dec. 18	N ¹	W	82-46	Jackson State	
Dec. 19	A ¹	W	85-72	TX-Arlington	
Jan. 2	A	W	63-59	Virginia^	NR-5
Jan. 7	A	W	87-74	Florida State^	
Jan. 13	A	L	68-93	North Carolina^	23-NR
Jan. 17	H	W	85-68	Wake Forest^	24-NR
Jan. 20	H	W	76-64	NC State^	24-11
Jan. 25	A	L	38-55	Georgia Tech^	18-NR
Jan. 28	H	W	57-45	Virginia^	18-7
Jan. 31	A	L	63-74	Duke^	17-12
Feb. 3	H	W	70-53	Florida State^	17-NR
Feb. 5	H	W	75-57	South Carolina	17-NR
Feb. 7	H	W	70-53	Maryland^	18-NR
Feb. 10	A	L	72-74	Maryland^	18-NR
Feb. 15	H	W	79-78	North Carolina^	19-NR
Feb. 17	A	W	59-58	Wake Forest^	19-NR
Feb. 19	H	L	65-75	Duke^	16-12
Feb. 21	A	L	72-77	NC State^	16-18
Feb. 25	H	L	62-72	Georgia Tech^	16-NR
Mar. 1	N ²	W	67-49	North Carolina	22-NR
Mar. 2	N ²	W	75-67	Virginia	22-8
Mar. 3	N ²	W	71-54	Duke	22-12
Mar. 16	H ³	W	79-52	Austin Peay	14-NR
Mar. 18	H ³	L	88-93	Stephen F. Austin*	14-NR

A¹/N¹-Texas Arlington Tour., Arlington, TX, Champions
N²-ACC Tournament, Rock Hill, SC, Champions
H³-NCAA First & Second Rounds, MW Reg., Clemson, SC

1996-97 (19-11 Overall, 8-8 in the ACC)

Head Coach Jim Davis

#21 Final National Rank

NCAA Tournament Participants

Date	Site	WL	Score	Opponent	CU-OP Rank
Nov. 24	H	W	55-46	Va. Commonwealth	25-NR
Nov. 26	H	W	83-78	Georgia	24-2
Dec. 3	H	W	93-49	Furman	20-NR
Dec. 7	A	L	53-72	Maryland^	20-NR
Dec. 15	H	W	88-68	Austin Peay	22-NR
Dec. 18	A	W	66-60	South Carolina	22-NR
Dec. 21	N ¹	W	73-63	Washington State	22-NR
Dec. 22	N ¹	W	52-50	Florida	22-NR
Dec. 28	N ²	W	55-52	Boston College	21-NR
Dec. 29	N ²	W	69-59	Hofstra	21-NR
Jan. 2	A	L	60-69	Wake Forest^	21-NR
Jan. 4	A	W	58-44	Virginia^	21-9
Jan. 8	H	W	60-54	NC State^	20-11
Jan. 11	H	W	74-63	Florida State^	20-NR
Jan. 13	A	W	67-59	Georgia Tech^	12-NR
Jan. 17	H	W	60-57	Wake Forest^	12-NR
Jan. 20	H	L	63-75	North Carolina^	10-9
Jan. 24	A	L	61-70	Duke^	10-24
Jan. 29	H	L	65-75	Virginia^	17-8
Feb. 1	N ³	L	53-68	Texas	17-10
Feb. 5	A	L	53-64	NC State^	19-25
Feb. 8	H	W	52-50	Georgia Tech^	19-NR
Feb. 11	A	L	72-79	North Carolina^	22-5
Feb. 16	H	W	72-69	Duke^	22-18
Feb. 19	A	W	71-47	Florida State^	21-NR
Feb. 22	H	L	64-70	Maryland^	21-NR
Feb. 28	N ⁴	W	87-75	NC State	22-NR
Mar. 1	N ⁴	W	77-75	Virginia*	22-13
Mar. 2	N ⁴	L	58-62	North Carolina	22-5
Mar. 15	N ⁵	L	66-70	Marquette	21-NR

N¹-Boise State Tournament, Boise, ID, Champions
N²-Dartmouth Tournament, Hanover, NH, Champions
N³-ACC-Big 12 Challenge, Boulder, CO
N⁴-ACC Tournament, Charlotte, NC
N⁵-NCAA Tour., First Rd., Mideast Reg., Baton Rouge, LA

1997-98 (25-8 Overall, 12-4 ACC)

Head Coach Jim Davis

#14 Final National Rank

NCAA Tournament Participants

Date	Site	WL	Score	Opponent	CU-OP Rank
Nov. 14	A ¹	W	61-46	Tennessee Tech	
Nov. 16	A ¹	L	66-70	Northwestern	

Nov. 23	H	W	81-65	Boise State	
Nov. 25	H	W	73-59	South Carolina	
Nov. 30	A	L	67-70	Georgia	NR-13
Dec. 4	A	W	83-70	Furman	
Dec. 13	H	W	72-61	Duke^	NR-11
Dec. 16	A	W	87-84	Florida State^	
Dec. 20	N ²	W	101-58	New Orleans	
Dec. 22	N ³	W	65-39	Temple	
Dec. 23	N ³	W	58-50	Idaho State	
Dec. 30	H	W	89-44	Winthrop	
Jan. 2	H	W	77-63	North Carolina^	NR-5
Jan. 5	H	W	74-67	Virginia^	NR-9
Jan. 8	A	L	51-73	NC State^	NR-13
Jan. 11	H	W	73-51	Maryland^	
Jan. 15	A	W	61-60	Wake Forest^	23-NR
Jan. 22	H	W	79-56	Georgia Tech^	19-NR
Jan. 25	A	L	59-78	Duke^	19-24
Jan. 29	H	W	85-56	Florida State^	21-NR
Feb. 1	A	L	59-80	North Carolina^	21-6
Feb. 5	A	L	55-72	Virginia^	22-13
Feb. 7	H	W	68-58	NC State^	22-9
Feb. 10	H	W	102-55	Wofford	21-NR
Feb. 12	A	W	74-70	Maryland^	21-NR
Feb. 15	H	W	64-41	Wake Forest^	21-NR
Feb. 18	H	W	87-50	UNC-Asheville	19-NR
Feb. 22	A	W	89-58	Georgia Tech^	19-NR
Feb. 27	N ⁴	W	85-68	Florida State	16-NR
Feb. 28	N ⁴	W	63-44	Maryland	16-NR
Mar. 1	N ⁴	L	50-81	North Carolina	16-10
Mar. 14	N ⁵	W	60-49	Miami	14-NR
Mar. 16	A ⁶	L	52-74	Louisiana Tech	14-4

A¹-Preseason NIT

N²-at Myrtle Beach, SC

N³-Bahamas Shootout, Nassau, Bahamas, Champions

N⁴-ACC Tournament, Charlotte, NC, Finalists

N⁵-NCAA Tour. First Round, Midwest Regional, Ruston, LA

A⁶-NCAA Tour. Second Round, Midwest Reg., Ruston, LA

1998-99 (26-6 Overall, 11-5 ACC)

Head Coach Jim Davis

#10 Final National Rank

ACC Champions

NCAA Tournament Final 16

Date	Site	WL	Score	Opponent	CU-OPP Rank
Nov. 14	H	W	93-26	UNC-Asheville	
Nov. 16	A	W	76-54	Mississippi	
Nov. 18	H	W	69-43	Furman	
Nov. 20	H	W	101-59	Wofford	
Nov. 30	A	W	65-54	Winthrop	25-NR
Dec. 2	H	W	88-67	NC State^	25-17
Dec. 5	H	W	89-48	Maryland^	25-NR
Dec. 14	H	W	88-60	Dartmouth	14-NR
Dec. 17	A	W	84-67	South Carolina	14-NR
Dec. 20	N ¹	W	60-58	LSU	14-NR
Dec. 30	H	W	59-42	UNC-Greensboro	10-NR
Jan. 2	H	L	66-67	Virginia^	10-22
Jan. 4	A	L	76-87	North Carolina^	12-6
Jan. 7	H	W	77-55	Florida State^	12-NR
Jan. 10	A	W	61-56	Georgia Tech^	12-NR
Jan. 14	A	L	77-86	Duke^	16-12
Jan. 17	H	W	78-38	Wake Forest^	16-NR
Jan. 21	A	W	70-58	NC State^	16-NR
Jan. 24	H	W	81-72	Iowa State	16-14
Jan. 28	A	W	55-45	Maryland^	15-NR
Jan. 31	A	L	55-75	Virginia^	15-19
Feb. 3	H	L	72-76	North Carolina^	17-13
Feb. 7	A	W	71-67	Florida State^	17-NR
Feb. 11	H	W	69-41	Georgia Tech^	19-NR
Feb. 14	H	W	80-75	Duke^	19-7
Feb. 18	A	W	66-38	Wake Forest^	14-NR
Feb. 27	N ²	W	52-51	NC State	16-NR
Feb. 28	N ²	W	76-71	Duke	16-8
Mar. 1	N ²	W	87-72	North Carolina	13-11
Mar. 12	H ³	W	76-45	Florida A&M	10-NR
Mar. 14	H ³	W	63-51	Illinois	10-NR
Mar. 20	N ⁴	L	54-67	Georgia	10-12

N¹-Myrtle Beach, SC

N²-ACC Tournament, Charlotte, NC, Champions

H³-NCAA Tournament, First and Second Rounds, NCAA

Mideast Region, Clemson, SC

N⁴-NCAA Tournament, Regional Semifinals, NCAA

Mideast Region, Cincinnati, OH

1999-2000 (19-12 Overall, 9-7 ACC)

Head Coach Jim Davis

NCAA Tournament Participants

Date	Site	WL	Score	Opponent	CU-OP Rank
Nov. 19	H	W	67-52	Massachusetts	
Nov. 22	H	W	71-63	Mississippi	

Nov. 24	N ¹	L	57-68	Old Dominion	NR-14
Nov. 26	N ¹	W	70-65	Kentucky	
Nov. 29	H	W	65-46	South Carolina	
Dec. 1	A	W	57-52	Furman	
Dec. 4	A	L	62-81	Georgia Tech^	
Dec. 11	A	W	55-44	Wofford	
Dec. 17	H	W	64-41	Winthrop	
Dec. 19	N ²	L	54-69	Penn State	NR-9
Dec. 21	A	L	67-78	UNC-Greensboro*	
Dec. 30	A	W	61-44	East Carolina	
Jan. 2	A	W	75-56	UNC-Asheville	
Jan. 6	H	L	58-74	Maryland^	
Jan. 10	A	W	60-59	North Carolina^	NR-12
Jan. 13	H	W	71-56	NC State^	NR-3
Jan. 16	A	L	51-60	Duke^	NR-1
Jan. 20	A	L	74-77	Virginia**^	
Jan. 24	H	W	66-55	Wake Forest^	
Jan. 27	A	W	73-61	Florida State^	
Jan. 31	H	W	72-43	Georgia Tech^	
Feb. 6	A	W	59-57	Maryland^	
Feb. 10	H	W	69-65	North Carolina^	
Feb. 13	A	L	58-67	NC State^	NR-1
Feb. 17	H	L	63-72	Virginia^	NR-2
Feb. 21	H	L	44-59	Duke^	NR-9
Feb. 24	A	W	63-59	Wake Forest^	
Feb. 27	H	W	75-58	Florida State^	
Mar. 5	N ³	L	54-56	North Carolina	
Mar. 17	N ⁴	W	64-50	Drake	
Mar. 19	A ⁴	L	45-83	Connecticut	NR-1

N¹-Coaches vs. Cancer Challenge, Hartford, CT

N²-Myrtle Beach, SC

N³-ACC Tournament, Greensboro, NC

N⁴/A⁴-NCAA Tournament, Storrs, CT

2000-01 (21-10 Overall, 10-6 ACC)

Head Coach Jim Davis

#22 Final National Rank

NCAA Tournament Participants

Date	Site	WL	Score	Opponent	CU-Opp Rank
Nov. 18	A	L	62-80	Illinois	NR-25
Nov. 20	H	W	92-58	East Carolina	
Nov. 24	N ¹	L	58-86	Tennessee	NR-2
Nov. 25	N ¹	W	66-58	Alcorn State	
Nov. 29	A	W	56-43	South Carolina	
Dec. 6	H	W	80-59	Furman	
Dec. 9	H	W	93-75	Duke [^]	NR-3
Dec. 16	H	W	89-65	UNC-Greensboro	
Dec. 18	H	W	80-59	Virginia Tech	
Dec. 21	N ²	W	72-61	Auburn	NR-9
Dec. 28	H	W	73-63	Wofford	20-NR
Dec. 30	A	W	79-46	Winthrop	20-NR
Jan. 2	A	L	73-85	Maryland* [^]	18-NR
Jan. 5	A	W	67-52	NC State [^]	18-16
Jan. 8	H	L	70-71	North Carolina [^]	16-NR
Jan. 11	H	W	67-45	Wake Forest [^]	16-NR
Jan. 15	A	W	87-71	Virginia [^]	20-25
Jan. 18	A	W	72-64	Georgia Tech [^]	20-NR
Jan. 21	H	W	79-66	Florida State [^]	20-NR
Jan. 28	A	L	42-92	Duke [^]	15-4
Feb. 1	H	L	62-68	Maryland [^]	17-NR
Feb. 4	H	L	50-56	NC State [^]	17-NR
Feb. 8	A	L	99-100	North Carolina** [^]	25-NR
Feb. 11	A	W	72-55	Wake Forest [^]	25-NR
Feb. 15	H	W	78-71	Virginia [^]	
Feb. 19	H	W	68-49	Georgia Tech [^]	
Feb. 22	A	W	63-49	Florida State [^]	
Mar. 3	N ³	W	75-57	North Carolina	25-NR
Mar. 4	N ³	L	52-65	NC State	25-21
Mar. 16	N ⁴	W	51-49	TN-Chattanooga	22-NR
Mar. 18	A ⁴	L	62-77	Xavier	22-12

Dec. 30	H	W	74-70	Florida State [^]	
Jan. 3	A	L	58-68	Virginia Tech	
Jan. 7	A	W	79-68	Virginia [^]	
Jan. 10	H	L	58-81	Duke [^]	NR-7
Jan. 13	H	L	85-89	North Carolina [^]	NR-16
Jan. 17	A	L	46-58	Wake Forest [^]	
Jan. 21	H	W	60-47	Maryland [^]	
Jan. 24	H	W	62-51	NC State [^]	
Jan. 26	A	L	78-83	Georgia Tech [^]	
Jan. 31	A	W	56-43	Florida State [^]	
Feb. 7	H	W	73-65	Virginia [^]	
Feb. 10	A	L	69-77	Duke [^]	NR-5
Feb. 14	A	L	76-86	North Carolina [^]	NR-20
Feb. 17	H	W	65-46	Wake Forest [^]	
Feb. 21	H	W	68-65	Georgia Tech [^]	
Feb. 25	A	W	63-52	NC State [^]	
Mar. 2	N ²	L	52-61	NC State	
Mar. 15	N ³	L	68-78	Arkansas	

N¹-Norwich, CT

N²-ACC Tournament, Greensboro, NC

N³-NCAA Tournament, First Round, Mideast Regional, Manhattan, KS

2002-03 (14-15 Overall, 5-11 ACC)

Head Coach Jim Davis

Date	Site	WL	Score	Opponent	CU-Opp Rank
Nov. 22	A	L	58-72	South Carolina	
Nov. 26	H ¹	W	77-52	Grambling	
Nov. 29	A	W	69-62	Western Kentucky	
Dec. 5	H ¹	W	90-52	Winthrop	
Dec. 7	H ¹	L	66-80	Penn State	NR-11
Dec. 14	H ¹	W	91-58	Furman	
Dec. 17	H ¹	W	84-56	High Point	
Dec. 21	N ¹	W	45-37	Marshall *	
Dec. 22	N ¹	W	70-67	Oakland	
Dec. 27	N ²	L	58-60	Auburn	
Dec. 30	A	W	55-50	Miami (OH)	
Jan. 2	H ¹	W	63-62	Virginia [^]	
Jan. 6	A	L	53-69	Duke [^]	NR-1
Jan. 9	A	W	70-59	Maryland [^]	
Jan. 16	H	L	55-77	North Carolina [^]	NR-8
Jan. 20	A	L	55-63	NC State [^]	
Jan. 23	A	L	78-89	Georgia Tech [^]	
Jan. 26	H	W	61-45	Wake Forest [^]	
Jan. 30	H	L	57-59	Florida State [^]	
Feb. 3	A	L	54-69	Virginia [^]	
Feb. 6	H	L	49-61	Duke [^]	NR-2
Feb. 9	H	W	85-67	Maryland [^]	
Feb. 16	A	L	66-70	North Carolina [^]	NR-8
Feb. 20	H	W	73-62	NC State [^]	
Feb. 23	H	L	63-78	Georgia Tech [^]	
Feb. 27	A	L	55-66	Wake Forest [^]	
Mar. 2	A	L	59-68	Florida State [^]	
Mar. 7	N ³	W	63-61	Maryland	
Mar. 8	N ³	L	71-80	North Carolina	NR-11

H¹-Anderson Civic Center, Anderson, SC

N¹- Bahamas Sun Splash Shootout, Nassau, Bahamas

N²-Russell Athletic Shootout, Atlanta, GA

N³-ACC Tournament, Greensboro, NC

2003-04 (17-12 Overall, 7-9 ACC)

Head Coach Jim Davis

WNIT Participants

Date	Site	WL	Score	Opponent	CU-Opp Rank
Nov. 21	H	W	103-99	South Carolina	
Nov. 25	N ¹	W	62-56	Brigham Young	
Nov. 26	A ¹	L	58-61	AK-Anchorage	
Nov. 30	H	W	69-64	Rutgers	NR-15
Dec. 4	A	W	80-71	Western Carolina	
Dec. 7	A	W	74-66	Furman	
Dec. 13	H	W	87-75	Western Kentucky	
Dec. 15	H	W	82-45	East Tennessee State	
Dec. 19	A	W	79-75	Youngstown State	
Dec. 21	A	W	62-47	Pittsburgh	
Dec. 29	H	W	84-65	Coastal Carolina	
Jan. 2	A	W	58-55	Virginia [^]	
Jan. 4	A	L	47-72	North Carolina [^]	NR-14
Jan. 8	H	L	61-68	Florida State [^]	
Jan. 11	H	W	77-64	NC State [^]	
Jan. 18	A	W	75-61	Georgia Tech [^]	
Jan. 21	H	W	71-68	Wake Forest [^]	
Jan. 25	H	W	60-56	Virginia [^]	
Jan. 29	A	L	55-68	Maryland [^]	
Feb. 2	H	L	60-78	Duke [^]	NR-2
Feb. 5	H	L	41-72	North Carolina [^]	NR-12
Feb. 8	A	L	50-65	Florida State [^]	
Feb. 12	A	L	55-76	NC State [^]	
Feb. 19	H	W	59-47	Georgia Tech [^]	
Feb. 22	A	W	72-55	Wake Forest [^]	

Feb. 27	A	L	45-102	Duke [^]	NR-3
Feb. 29	H	L	69-80	Maryland [^]	
Mar. 6	N ²	L	43-45	NC State	
Mar. 17	H ³	L	71-78	UNC-Charlotte	
A ¹ /N ¹ -Great Alaskan Shootout, Anchorage, AK					
N ² -ACC Tournament, Greensboro, NC					
H ³ -WNIT, First Round, Clemson, SC					

2004-05 (8-20 Overall, 2-12 ACC)

Head Coach Jim Davis

Date	Site	WL	Score	Opponent	CU-Opp Rank
Nov. 19	H	W	62-55	Western Carolina	
Nov. 21	H	L	62-67	Appalachian State	
Nov. 24	A	L	52-83	UCLA	
Nov. 26	A	L	73-74	San Diego	
Nov. 30	H	L	59-76	Furman	
Dec. 3	A	W	87-79	South Carolina*	
Dec. 5	H	W	72-48	Morehead State	
Dec. 11	H	W	51-38	Pittsburgh	
Dec. 16	A	W	80-50	Wagner	
Dec. 18	A	L	51-66	Rutgers	NR-22
Dec. 21	N ¹	L	54-67	Mississippi	
Jan. 2	H	W	71-62	Georgetown	
Jan. 9	H	W	78-65	NC State [^]	
Jan. 13	H	L	57-68	Florida State [^]	
Jan. 16	A	L	49-68	Virginia [^]	
Jan. 20	H	L	66-81	Virginia Tech [^]	NR-23
Jan. 23	A	L	71-86	Wake Forest [^]	
Jan. 26	A	L	48-53	Georgia Tech [^]	
Jan. 31	H	L	69-83	Miami [^]	
Feb. 4	A	L	55-99	North Carolina [^]	NR-6
Feb. 6	H	L	82-87	Maryland [^]	NR-20
Feb. 9	A	L	61-82	Florida State [^]	NR-24
Feb. 13	N ²	L	60-88	Georgia	NR-18
Feb. 17	A	L	48-72	Duke [^]	NR-3
Feb. 21	H	L	60-68	Wake Forest [^]	
Feb. 24	H	W	58-49	Georgia Tech [^]	
Feb. 28	A	L	45-69	NC State [^]	NR-19
Mar. 4	N ³	L	55-66	Maryland	NR-25

N¹-Tupelo, MS

N²-Russell Athletic Shootout, Duluth, GA

N³-ACC Tournament, Greensboro, NC

2005-06 (8-21 Overall, 2-12 ACC)

Head Coach Cristy McKinney

Date	Site	WL	Score	Opponent	CU-Opp Rank
Nov. 11	N ¹	L	54-78	Missouri	
Nov. 12	N ¹	L	49-86	Vanderbilt	NR-17
Nov. 18	H	L	62-71	Tennessee Tech	
Nov. 21	H	L	66-70	Mississippi	
Nov. 25	N ²	L	62-85	Belmont	
Nov. 26	A ²	W	97-88	Memphis	
Nov. 30	A	W	82-55	Furman	
Dec. 3	H	L	63-76	UCLA	NR-21
Dec. 11	H	W	72-68	San Diego	
Dec. 18	H	W	94-66	Wagner	
Dec. 20	H	W	52-51	Winthrop	
Dec. 23	H	W	97-62	Savannah State	
Dec. 30	A	L	56-69	Georgetown	
Jan. 2	H	L	46-77	South Carolina	
Jan. 6	A	L	61-102	North Carolina [^]	NR-5
Jan. 8	H	W	72-63	Georgia Tech [^]	
Jan. 12	H	L	52-74	Miami [^]	
Jan. 15	H	W	75-68	Wake Forest [^]	
Jan. 19	A	L	66-80	Florida State [^]	
Jan. 26	H	L	65-97	Duke [^]	NR-2
Jan. 29	A	L	64-83	Georgia Tech [^]	
Feb. 5	H	L	53-70	Boston College [^]	NR-23
Feb. 9	A	L	70-82	Virginia Tech [^]	
Feb. 12	A	L	70-82	Wake Forest [^]	
Feb. 16	H	L	69-78	NC State [^]	
Feb. 19	H	L	72-80	Florida State [^]	NR-4
Feb. 23	A	L	63-89	Maryland [^]	
Feb. 26	A	L	64-83	Virginia [^]	
Mar. 2	N ³	L	53-67	NC State	

N¹ - BTI/WBCA Classic, Tempe, AZ

N²/A² - Lady Tiger Thanksgiving Classic, Memphis, TN

N³ - ACC Tournament, Greensboro, NC

2006-07 (12-18 Overall, 4-10 ACC)

Head Coach Cristy McKinney

Date	Site	WL	Score	Opponent	CU-Opp Rank
Nov. 11	H	L	69-75	Arkansas	
Nov. 13	H	W	64-42	College of Charleston	
Nov. 16	H	L	64-73	TN-Chattanooga	
Nov. 20	A	L	48-80	South Carolina	
Nov. 24	N ¹	W	95-88	St. John's	
Nov. 25	A ¹	L	78-80	Maine	

Nov. 29	H	W	67-62	Furman	
Dec. 3	A	L	63-82	Vanderbilt	NR-12
Dec. 6	A	L	72-85	James Madison	
Dec. 10	H	W	71-62	Kennesaw State	
Dec. 17	A	W	70-67	Tennessee Tech	
Dec. 19	H	W	77-69	Dayton	
Dec. 22	H	W	94-81	Wofford	
Dec. 29	A	W	77-74	Duquesne	
Jan. 2	H	L	62-65	UNC-Charlotte	
Jan. 5	A	W	73-57	Wake Forest [^]	
Jan. 7	H	L	57-63	Georgia Tech [^]	
Jan. 11	H	L	65-100	North Carolina [^]	NR-2
Jan. 18	H	L	60-61	Florida State [^]	
Jan. 21	A	L	64-69	Boston College [^]	
Jan. 25	H	L	62-76	Maryland [^]	NR-3
Jan. 28	A	W	79-69	Miami [^]	
Feb. 5	A	L	53-105	Duke [^]	NR-1
Feb. 8	A	L	52-65	NC State [^]	
Feb. 11	H	W	73-69	Virginia Tech [^]	
Feb. 15	H	W	76-53	Wake Forest [^]	
Feb. 19	A	L	59-62	Georgia Tech [^]	
Feb. 22	A	L	61-73	Florida State [^]	
Feb. 25	H	L	85-86	Virginia [^]	
Mar. 1	N ²	L	82-89	Virginia	
N1/A1 - Dead River Company Classic, Orono, ME					
N2 - ACC Tournament, Greensboro, NC					

2007-08 (12-19 Overall, 4-10 ACC)

Head Coach Cristy McKinney

Date	Site	WL	Score	Opponent	CU-Opp Rank
Nov. 9	H	W	72-59	Maine	
Nov. 11	H	L	53-62	Western Carolina	
Nov. 14	H	W	80-72	Duquesne	
Nov. 17	A	L	55-65	TN-Chattanooga	
Nov. 20	H	L	56-74	Vanderbilt	NR-25
Nov. 23	N ¹	W	62-59	Rice	
Nov. 24	N ¹	W	77-67	Siena	
Nov. 29	A ¹	L	51-68	Michigan State	NR-20
Dec. 2	A	L	63-79	Arkansas	
Dec. 5	A	W	58-52	Furman	
Dec. 7	H	W	69-60	James Madison	
Dec. 16	H	W	75-62	Charleston Southern	
Dec. 18	A	L	43-81	Dayton	
Dec. 22	H	L	43-64	South Carolina	
Jan. 2	A	L	58-62	UNC-Charlotte	
Jan. 6	A	L	46-110	Maryland [^]	NR-5
Jan. 10	H	L	61-66	Miami [^]	
Jan. 14	A	W	85-73	Wake Forest [^]	
Jan. 17	A	W	84-73	Virginia Tech [^]	
Jan. 20	H	L	39-63	Florida State [^]	
Jan. 28	H	L	63-68	Boston College [^]	
Jan. 31	A	L	59-77	Georgia Tech [^]	
Feb. 3	H	W	66-46	Wake Forest [^]	
Feb. 7	A	L	47-79	North Carolina [^]	NR-3
Feb. 13	H	L	54-83	Duke [^]	NR-12
Feb. 21	A	L	71-83	Virginia [^]	
Feb. 24	H	L	58-74	Georgia Tech [^]	
Feb. 28	H	L	57-89	NC State [^]	
Mar. 1	A	W	72-70	Florida State [^]	
Mar. 6	N ²	W	65-60	NC State*	
Mar. 7	N ²	L	77-97	North Carolina	NR-2

N¹ - Coors Classic; Boulder, CO

YEAR-BY-YEAR RESULTS

Jan. 28	H	L	61-65	Virginia Tech^	
Feb. 1	A	L	41-49	Georgia Tech^	
Feb. 4	A	W	73-64	Western Carolina	
Feb. 8	H	L	66-71	Wake Forest^	
Feb. 13	A	L	53-77	Duke^	NR-4
Feb. 19	H	L	58-75	Florida State^	NR-11
Feb. 22	H	L	54-89	Georgia Tech^	
Feb. 26	A	L	43-69	NC State^	
Mar. 5	N ³	W	81-69	Georgia Tech	
Mar. 6	N ³	L	55-74	North Carolina	NR-11
N ¹ /A ¹ - Washington Husky Classic, Seattle, WA					
N ² - Gwinnett Center, Duluth, GA					
N ³ - ACC Tournament, Greensboro, NC					

2009-10 (13-18 Overall, 4-10 ACC)

Head Coach Cristy McKinney					
Date	Site	WL	Score	Opponent	CU-Opp. Rank
Nov. 13	H	W	68-48	Furman	
Nov. 16	A	L	55-68	College of Charleston	
Nov. 19	H	W	94-92	South Carolina*	
Nov. 24	A	W	75-69	Kennesaw State	
Nov. 27	N ¹	L	67-86	Richmond	
Nov. 28	N ¹	W	69-68	Hofstra	
Nov. 29	A	L	47-86	Connecticut	NR-1
Dec. 3	A	W	69-68	Northwestern	
Dec. 6	H	W	104-52	Charleston Southern	
Dec. 12	A	L	56-69	TN-Chattanooga	
Dec. 15	H	W	78-65	USC-Upstate	
Dec. 19	A	W	89-81	Ohio University*	
Dec. 21	H	W	67-51	Wofford	
Dec. 28	H	L	47-59	Georgia	NR-9
Dec. 30	H	L	57-72	Georgetown	
Jan. 4	A	L	57-64	UNC-Charlotte	
Jan. 7	H	L	41-67	Duke^	NR-9
Jan. 11	A	L	58-72	Georgia Tech^	NR-21
Jan. 14	H	L	50-80	Florida State^	NR-16
Jan. 22	A	L	61-79	North Carolina^	NR-14
Jan. 24	A	L	43-63	Wake Forest^	
Jan. 29	H	W	68-65	Boston College^	
Jan. 31	H	W	69-56	NC State^	
Feb. 4	A	L	60-82	Virginia^	NR-24
Feb. 8	H	L	53-68	Georgia Tech^	NR-21
Feb. 11	A	L	50-67	Florida State^	NR-10
Feb. 14	A	L	51-71	Maryland^	
Feb. 18	H	W	73-72	Miami^*^	
Feb. 25	A	L	67-70	Virginia Tech^	
Feb. 28	H	W	67-62	Wake Forest^	
Mar. 4	N ²	L	54-59	NC State	
N ¹ - WBCA Classic - Storrs, CT					
N ² - ACC Tournament - Greensboro, NC					

2010-11 (10-20 Overall, 3-11 ACC)

Head Coach Ito Coleman					
Date	Site	WL	Score	Opponent	CU-Opp. Rank
Nov. 12	H	W	71-55	UNC-Greensboro	
Nov. 14	H	W	85-52	Charleston Southern	
Nov. 18	A	L	59-73	South Carolina	
Nov. 21	H	W	68-57	Kennesaw State	
Nov. 23	H	W	62-53	Furman	
Nov. 28	H	W	66-44	SC State	
Dec. 2	H ¹	L	51-65	Indiana	
Dec. 5	H	W	61-49	Presbyterian	
Dec. 12	A	L	48-58	Samford	
Dec. 15	A	L	64-67	AL-Birmingham	
Dec. 18	H	L	49-73	Oakland	
Dec. 20	N ¹	L	40-82	Baylor	nr-2
Dec. 22	N ¹	L	58-77	Syracuse	nr-23
Dec. 30	A	L	54-75	Georgetown	nr-18
Jan. 3	H	W	77-71	NC A&T	
Jan. 6	A	W	76-74	NC State^	
Jan. 9	H	L	53-64	Georgia Tech^	
Jan. 14	A	L	48-77	Miami^	nr-22
Jan. 16	H	L	59-80	Maryland^	nr-13
Jan. 20	H	L	73-83	Florida State^	nr-16
Jan. 23	A	W	77-73	Wake Forest*^	
Jan. 26	A	L	37-92	Duke^	nr-3
Jan. 30	H	W	84-74	Virginia^	
Feb. 6	A	L	49-78	Boston College^	
Feb. 10	H	L	47-60	North Carolina^	nr-10
Feb. 14	H	L	56-68	Virginia Tech^	
Feb. 17	A	L	46-72	Georgia Tech^	
Feb. 24	H	L	64-86	Wake Forest^	
Feb. 27	A	L	50-67	Florida State^	nr-12
Mar. 3	N ²	L	64-78	North Carolina	
H ¹ - ACC/Big Ten Challenge					
N ¹ - Bahamas Sunsplash Shootout; Nassau, Bahamas					
N ² - ACC Tournament; Greensboro, NC					

2011-12 (6-22 Overall, 2-14 ACC)

Head Coach Ito Coleman					
Date	Site	WL	Score	Opponent	CU-Opp. Rank
Nov. 11	H	W	72-62	Davidson	
Nov. 13	H	W	83-38	SC State	
Nov. 17	H	L	48-65	South Carolina	
Nov. 21	A	L	66-76	NC A&T	
Nov. 28	A	W	68-67	Furman	
Dec. 1	H	L	50-61	Illinois	
Dec. 4	H	L	77-82	Charleston Southern	
Dec. 9	A	L	51-63	Oakland	
Dec. 18	H	W	68-48	NC Central	
Dec. 22	A	L	63-73	Providence	
Dec. 30	A	L	36-51	AL-Birmingham	
Jan. 2	H	L	33-55	Virginia Tech^	
Jan. 5	A	L	47-59	Florida State^	
Jan. 8	H	L	47-54	Virginia^	
Jan. 12	A	W	52-47	North Carolina^	NR-21
Jan. 19	H	L	46-62	NC State^	
Jan. 22	A	L	65-94	Wake Forest^	
Jan. 27	H	L	37-81	Duke^	NR-5
Jan. 29	H	L	54-63	Georgia Tech^	NR-24
Feb. 3	A	W	55-51	Virginia Tech^	
Feb. 5	A	L	47-68	Miami^	NR-7
Feb. 9	H	L	61-91	Maryland^	NR-8
Feb. 12	A	L	36-68	Virginia^	
Feb. 16	A	L	53-56	Boston College^	
Feb. 19	H	L	51-63	Wake Forest^	
Feb. 23	A	L	52-74	Florida State^	
Feb. 26	A	L	50-62	Georgia Tech^	NR-17
Mar. 1	N ¹	L	51-90	North Carolina	
N ¹ - ACC Tournament: Greensboro, NC					

2012-13 (9-21 Overall, 5-13 ACC)

Head Coach Ito Coleman					
Date	Site	WL	Score	Opponent	CU-Opp. Rank
Nov. 11	H	L	46-49	Presbyterian	
Nov. 13	H	L	73-75	USF*	
Nov. 18	A	L	43-64	South Carolina	
Nov. 23	N ¹	L	52-58	Montana State	
Nov. 24	N ¹	L	43-49	SIU-Edwardsville	
Nov. 28	A	L	49-52	Indiana	
Dec. 2	H	W	87-58	Jacksonville	
Dec. 9	H	L	55-67	SC State	
Dec. 16	H	W	74-55	Radford	
Dec. 19	N ²	W	62-47	Providence	
Dec. 22	H	W	63-51	Samford	
Dec. 30	H	L	58-65	North Carolina [^]	nr-16
Jan. 3	A	L	56-78	Miami [^]	
Jan. 6	H	L	59-81	Georgia Tech [^]	
Jan. 10	A	L	45-82	Duke [^]	nr-4
Jan. 13	H	L	43-66	Boston College [^]	
Jan. 17	A	W	74-64	Wake Forest [^]	
Jan. 24	H	L	46-60	Duke [^]	nr-4
Jan. 27	H	L	40-80	Maryland [^]	nr-10
Jan. 31	A	W	47-37	Virginia Tech [^]	
Feb. 3	A	L	61-83	Florida State [^]	nr-20
Feb. 7	H	L	46-62	Miami [^]	
Feb. 10	A	L	45-79	NC State [^]	
Feb. 14	A	L	45-75	Maryland [^]	nr-7
Feb. 17	H	W	51-46	Virginia Tech [^]	
Feb. 21	H	W	64-62	Virginia [^]	
Feb. 24	A	W	64-61	Boston College [^]	
Feb. 28	A	L	48-74	Georgia Tech [^]	
Mar. 3	H	L	47-63	NC State [^]	
Mar. 7	N ³	L	45-56	NC State	
N ¹ - Hoops for a Cure Classic, Dallas, TX					
N ² - Carolinas Challenge, Myrtle Beach, SC					
N ³ - ACC Tournament - Greensboro, NC					

2013-14 (13-19 Overall, 4-12 ACC)

Head Coach Audra Smith					
Date	Site	WL	Score	Opponent	CU-Opp. Rank
Nov. 8	H	L	57-77	Davidson	
Nov. 10	H	W	72-50	Wofford	
Nov. 17	H	L	53-69	Cal State Northridge	
Nov. 20	H	L	43-68	South Carolina	nr-14
Nov. 24	A	W	68-63	USF	
Nov. 27	H	W	41-39	Radford	
Dec. 1	H	W	48-44	North Florida	
Dec. 5	A	W	77-71	UNCG-Greensboro	
Dec. 14	H	W	88-46	SC State	
Dec. 19	A ¹	L	54-63	UNLV	
Dec. 20	N ¹	W	56-52	Creighton	
Dec. 21	N ¹	L	41-74	Oregon State	
Dec. 29	H	L	51-76	Middle Tennessee	nr-rv
Jan. 2	A	W	84-37	NJIT	

Jan. 5	A	L	51-71	Notre Dame^	nr-2
Jan. 8	H	L	68-89	Georgia Tech^	nr-rv
Jan. 12	H	W	77-67	Pittsburgh^	
Jan. 16	A	L	55-78	North Carolina^	nr-9
Jan. 20	H	L	61-68	Wake Forest^	
Jan. 23	A	L	75-84	Syracuse^	nr/rv
Jan. 26	H	W	60-52	Miami^	
Jan. 30	A	W	80-79	Georgia Tech^A	
Feb. 2	A	L	43-80	Virginia^	
Feb. 6	H	L	51-78	Duke^	nr-5
Feb. 9	A	L	43-95	Maryland^	nr-9
Feb. 13	H	L	63-69	NC State^A	nr-10
Feb. 16	A	L	43-56	Pittsburgh^	
Feb. 20	H	W	72-67	Boston College^	
Feb. 23	H	L	43-59	Florida State^	
Feb. 27	A	L	48-74	Virginia Tech^	
Mar. 5	N ²	W	69-56	Virginia Tech	
Mar. 6	N ²	L	53-63	Syracuse	
N ¹ /A ¹ - Duel in the Desert, Las Vegas, NV					
N ² - ACC Tournament, Greensboro, NC					

2014-15 (9-21 Overall, 1-15 ACC)

Head Coach Audra Smith					
Date	Site	WL	Score	Opponent	CU-Opp. Rank
Nov. 14	H	W	80-51	UNC-Greensboro	
Nov. 16	H	W	82-73	Troy	
Nov. 20	A	L	41-99	South Carolina	nr- 2
Nov. 23	H	W	79-69	Furman	
Nov. 27	N ¹	L	77-86	Ohio State	
Nov. 28	N ¹	L	61-86	Florida Gulf Coast	
Nov. 29	N ¹	L	48-63	Wichita State	
Dec. 3	A	L	28-69	Middle Tennessee State	
Dec. 6	H	W	76-61	Tennessee Tech	
Dec. 13	H	W	72-67	North Dakota	
Dec. 19	H	W	72-56	Longwood	
Dec. 21	H	W	66-57	SC State	
Dec. 29	H	W	64-47	NJIT	
Jan. 2	H	W	63-54	Virginia Tech [^]	
Jan. 4	A	L	66-74	Georgia Tech [^]	
Jan. 8	H	L	52-82	Florida State [^]	nr- 22
Jan. 10	A	L	50-76	NC State [^]	
Jan. 15	A	L	42-79	Miami [^]	
Jan. 18	H	L	56-78	North Carolina [^]	nr- 10
Jan. 24	H	L	36-74	Notre Dame [^]	nr- 5
Jan. 29	A	L	62-64	Wake Forest [^]	
Feb. 1	H	L	72-77	Virginia [^]	
Feb. 5	A	L	53-68	Boston College [^]	
Feb. 8	A	L	60-89	Duke [^]	nr- 15
Feb. 12	H	L	49-81	Louisville [^]	nr- 8
Feb. 19	A	L	38-81	Florida State [^]	nr- 9
Feb. 22	H	L	59-71	Georgia Tech [^]	
Feb. 26	H	L	55-60	Syracuse [^]	nr- 23
Mar. 1	A	L	56-61	Pittsburgh [^]	
Mar. 4	N ²	L	53-80	Georgia Tech	
N ¹ - Paradise Jam; St. Thomas, USVI					
N ² - ACC Tournament; Greensboro, NC					

2015-16 (4-26 Overall, 0-16 ACC)

Head Coach Audra Smith

Feb. 25 A L 52-71 Notre Dame[^]
 Feb. 28 H L 57-71 NC State[^]
 Mar. 2 N² L 58-73 Wake Forest
 N¹ - UCF Thanksgiving Classic; Orlando, FL
 N² - ACC Tournament; Greensboro, NC

2016-17 (15-16 Overall, 3-13 ACC)

Head Coach Audra Smith

Date	Site	WL	Score	Opponent	CU-Opp. Rank
Nov. 11	H	W	64-57	Coastal Carolina	
Nov. 13	H	W	78-63	Western Carolina	
Nov. 16	H	W	58-47	Georgia Southern	
Nov. 19	A	W	60-47	Monmouth	
Nov. 22	H	W	78-67	Louisiana Tech [*]	
Nov. 24	N ¹	W	61-40	Loyola (Chicago)	
Nov. 25	N ¹	W	75-51	Wright State	
Dec. 2	H	W	69-61	Maine	
Dec. 12	H	L	59-87	Oregon	
Dec. 15	A	L	61-83	South Carolina	NR - 6
Dec. 18	H	W	56-36	SC State	
Dec. 21	A	W	69-63	Jacksonville State	
Dec. 29	H	W	59-38	Bethune-Cookman	
Jan. 2	A	L	48-60	Boston College [^]	
Jan. 5	H	L	62-88	Syracuse [^]	
Jan. 8	H	L	69-78	Virginia Tech [^]	
Jan. 12	A	L	56-68	Wake Forest [^]	
Jan. 15	H	L	27-86	Florida State [^]	
Jan. 19	H	L	37-69	Virginia [^]	
Jan. 22	A	L	53-65	NC State [^]	NR - 21
Jan. 26	H	L	46-60	Louisville [^]	
Jan. 29	H	W	62-61	Georgia Tech [^]	
Feb. 2	A	L	37-65	Duke [^]	NR - 15
Feb. 5	H	W	78-67	North Carolina [^]	
Feb. 9	A	W	54-46	Pittsburgh [^]	
Feb. 12	A	L	57-81	Miami [^]	
Feb. 16	H	L	80-84	Notre Dame [^]	
Feb. 18	A	L	47-80	Florida State [^]	
Feb. 23	A	L	58-72	Georgia Tech [^]	
Mar. 1	N ²	W	67-66	Virginia Tech	
Mar. 2	N ²	L	46-68	Louisville	

N¹ - Daytona Beach, FL

N² - ACC Tournament; Conway, SC

2017-18 (11-19 Overall, 1-15 ACC)

Head Coach Audra Smith

Date	Site	WL	Score	Opponent	CU-Opp. Rank
Nov. 10	H	W	41-28	Kennesaw State	
Nov. 13	H	W	56-48	SC State	
Nov. 16	H	L	36-66	South Carolina	NR - 4
Nov. 19	H	W	57-54	Monmouth	
Nov. 23	N ¹	W	72-44	Detroit	
Nov. 24	N ¹	L	41-61	Buffalo	
Nov. 30	A	W	67-66	Nebraska	
Dec. 2	H	W	66-30	Charleston Southern	
Dec. 4	A	W	55-47	Louisiana Tech	
Dec. 8	H	W	64-59	Prairie View A&M	
Dec. 17	H	W	53-45	Jacksonville State	
Dec. 20	N ²	L	47-53	Central Arkansas	
Dec. 21	A ¹	W	67-65	Florida International	
Dec. 31	A	L	33-66	Georgia Tech [^]	
Jan. 4	H	L	47-69	Florida State [^]	NR - 11
Jan. 7	A	L	41-70	Virginia [^]	
Jan. 11	A	L	52-59	North Carolina [^]	
Jan. 14	H	L	60-72	Miami [^]	
Jan. 18	H	W	65-61 ^{20T}	Boston College [^]	
Jan. 21	A	L	37-90	Notre Dame [^]	NR - 5
Jan. 25	A	L	51-86	Syracuse [^]	
Jan. 28	H	L	41-62	NC State [^]	
Feb. 1	H	L	42-58	Pittsburgh [^]	
Feb. 4	H	L	48-60	Georgia Tech [^]	
Feb. 7	A	L	46-65	Louisville [^]	NR - 4
Feb. 11	H	L	35-60	Duke [^]	NR - 19
Feb. 15	A	L	43-91	Florida State [^]	NR - 12
Feb. 18	A	L	45-53	Virginia Tech [^]	
Feb. 22	H	L	55-81	Wake Forest [^]	
Feb. 28	N ³	L	52-61	Georgia Tech	

N¹ - San Juan Shootout; Daytona Beach, FL

N², A¹ - FIU Holiday Tournament; Miami, FL

N³ - ACC Tournament; Greensboro, NC

2018-19 (20-13 Overall, 9-7 ACC)

Head Coach Amanda Butler

NCAA TOURNAMENT PARTICIPANT

Date	Site	WL	Score	Opponent	CU-Opp. Rank
Nov. 8	H	W	85-77	Wofford	
Nov. 11	H	W	68-26	Lipscomb	
Nov. 15	A	L	57-69	South Carolina	NR - 10
Nov. 19	A	L	56-76	Alabama	
Nov. 22	N ¹	L	66-78	Tennessee	NR - 11
Nov. 23	N ¹	W	74-62	Oklahoma	
Nov. 28	H	W	69-67	Illinois	
Dec. 2	H	W	65-62	Belmont	
Dec. 5	H	W	83-64	High Point	
Dec. 8	H	W	80-67	Rhode Island	
Dec. 16	H	L	80-90	Davidson	
Dec. 18	H	W	68-54	Marshall	
Dec. 21	H	W	87-48	Appalachian State	
Jan. 3	H	W	75-84	Syracuse [^]	NR - 14
Jan. 6	H	L	71-65	Virginia [^]	
Jan. 10	H	W	76-67	Miami [^]	NR - 23
Jan. 13	A	W	57-45	Florida State [^]	NR - 18
Jan. 17	A	L	71-61	Georgia Tech [^]	
Jan. 20	H	W	65-59	Pittsburgh [^]	
Jan. 24	A	W	51-54	NC State [^]	NR - 8
Jan. 31	A	L	63-101	Notre Dame [^]	NR - 5
Feb. 2	H	L	44-76	Louisville [^]	NR - 3
Feb. 7	H	W	69-53	Wake Forest [^]	
Feb. 10	A	L	64-70	North Carolina [^]	NR - 19
Feb. 14	H	W	73-68	Florida State [^]	
Feb. 16	H	W	91-58	Boston College [^]	
Feb. 21	A	L	53-75	Georgia Tech [^]	
Feb. 24	H	W	73-66	Virginia Tech [^]	
Feb. 28	A	L	59-63	Duke [^]	
Mar. 7	N ²	W	80-79 (OT)	Virginia Tech	
Mar. 8	N ²	L	67-75	Louisville	NR - 3
Mar. 22	N ³	W	79-66	South Dakota	
Mar. 24	A ⁴	L	61-85	Mississippi State	NR - 4

N¹ - Junkaroo Jam

N² - ACC Tournament; Greensboro, NC

N³ - NCAA Tournament, 1st Round, Portland Region

A⁴ - NCAA Tournament, 2nd Round; Starkville, Mississippi

2019-20 (8-23 Overall, 3-15 ACC)

Head Coach Amanda Butler

Date	Site	WL	Score	Opponent	CU-Opp. Rank
Nov. 6	H	W	77-71	Furman	
Nov. 9	H	L	52-65	Navy	
Nov. 12	H	L	54-67	Alabama	
Nov. 18	H	W	76-43	Alabama St.	
Nov. 21	A	L	55-68	Penn St.	
Nov. 24	H	L	48-84	South Carolina	NR - 5
Nov. 29	N ¹	L	44-63	Maryland	NR - 9
Nov. 30	N ¹	W	77-46	Alcorn	
Dec. 4	A	L	60-74	Iowa	
Dec. 8	H	L	64-81	Florida State	NR - 8
Dec. 15	A	W	65-61	Mercer	
Dec. 20	H	L	74-82	NC A&T	
Dec. 29	A	W	71-55	Notre Dame	
Jan. 2	H	L	50-75	Louisville	NR - 7
Jan. 9	A	L	58-63	Wake Forest	
Jan. 12	A	L	47-49	Georgia Tech	
Jan. 16	H	W	75-67 (OT)	Pittsburgh	
Jan. 19	H	W	62-58	Duke	
Jan. 23	A	L	64-68	Miami (FL)	
Jan. 26	A	L	50-71	Virginia Tech	
Jan. 30	H	L	60-79	NC State	NR - 7
Feb. 2	A	L	72-86	North Carolina	
Feb. 6	A	L	54-70	Virginia	
Feb. 9	H	L	68-70	Boston College	
Feb. 13	H	L	52-66	Wake Forest	
Feb. 16	H	L	48-63	Miami (FL)	
Feb. 20	A	L	46-59	Syracuse	
Feb. 27	A	L	54-81	Florida State	NR - 19
Mar. 1	H	L	44-56	Georgia Tech	
Mar. 4	N ²	W	71-56	Miami (FL)	
Mar. 5	N ²	L	73-85	Boston College	

N¹ - Daytona Beach Invitational

N² - ACC Tournament; Greensboro, NC

Charleston Southern was previously known as Baptist College up until 1990

YEAR-BY-YEAR RESULTS

Date	Round	Site	W -L	CU Seed	Opponent	Opp. Seed	Score	Clemson Top Scorer
2/9/78	Quarterfinals	Charlottesville, VA	W	3	Virginia	6	73-59	D. Forester 18
2/10/78	Semifinals		L	3	Maryland	2	76-98	D. Forester 19
2/8/79	Quarterfinals	Raleigh, NC	W	4	Duke	5	81-56	Kennedy 29
2/9/79	Semifinals		L	4	NC State	1	65-94	Kennedy 22
2/8/80	Quarterfinals	College Park, MD	W	3	Virginia	6	78-76	Kennedy 23
2/9/80	Semifinals		L	3	Maryland	2	61-92	Cobb 14, Mims 14
2/12/81	Quarterfinals	Clemson, SC	W	1	Wake Forest	8	90-58	Kennedy 30
2/13/81	Semifinals		L	1	NC State	4	68-83	Kennedy 36
2/26/82	Quarterfinals	Raleigh, NC	W	4	Georgia Tech	5	62-54	Cubelic 26
2/27/82	Semifinals		W	4	North Carolina	1	84-76	Kennedy 33
2/28/82	Finals		L	4	Maryland	3	81-93	Kennedy 33
3/4/83	Quarterfinals	Fayetteville, NC	W	5	Duke	4	93-92 OT	Knight 26
3/5/83	Semifinals		L	5	NC State	1	87-103	Oraczewski 25
3/2/84	Quarterfinals	Fayetteville, NC	L	4	North Carolina	5	73-74	Bishop 17
3/1/85	Quarterfinals	Fayetteville, NC	L	4	Duke	5	76-81	Bishop 16
3/1/86	Quarterfinals	Fayetteville, NC	L	7	North Carolina	2	83-88	Jenkins 25
2/28/87	Quarterfinals	Fayetteville, NC	L	7	NC State	2	58-79	Jenkins 21
3/5/88	Quarterfinals	Fayetteville, NC	W	4	Duke	5	81-65	Greenwood 21
3/6/88	Semifinals		L	4	Virginia	1	57-66	Greenwood 17
3/4/89	Quarterfinals	Fayetteville, NC	W	3	Georgia Tech	6	94-74	Greenwood 17
3/5/89	Semifinals		L	3	NC State	2	86-93	O'Neal 26
3/3/90	Quarterfinals	Fayetteville, NC	W	3	Duke	6	77-68	Farmer 20
3/4/90	Semifinals		L	3	Virginia	2	66-84	Johnson 13, Boyatt 13
3/2/91	Quarterfinals	Fayetteville, NC	W	4	Duke	5	60-58	Bryan 18
3/3/91	Semifinals		W	4	Virginia	1	65-62	Wells 26
3/4/91	Finals		L	4	NC State	3	61-84	Wells 14
3/7/92	Quarterfinals	Rock Hill, SC	W	3	NC State	6	96-93 OT	Wells 25
3/8/92	Semifinals		L	3	Georgia Tech	7	73-74	Wells 19
3/6/93	Quarterfinals	Rock Hill, SC	W	5	Georgia Tech	4	87-66	Bryan 32
3/7/93	Semifinals		L	5	Virginia	1	71-79 OT	Bryan 19
3/5/94	Quarterfinals	Rock Hill, SC	W	3	NC State	6	73-52	Cottrell 14
3/6/94	Semifinals		L	3	North Carolina	2	64-65	Barr 23
3/3/95	Quarterfinals	Rock Hill, SC	L	5	Duke	4	71-78	Saunooke 20
3/1/96	Quarterfinals	Rock Hill, SC	W	4	North Carolina	5	67-49	Stimson 16
3/2/96	Semifinals		W	4	Virginia	1	75-67	Cottrell 14, Ridgeway 14, Geren 14
3/3/96	Finals		W	4	Duke	2	71-54	Geren 12
2/28/97	Quarterfinals	Charlotte, NC	W	6	NC State	3	87-75	Umoh 27
3/1/97	Semifinals		W	6	Virginia	2	77-75 OT	Cottrell 21
3/2/97	Finals		L	6	North Carolina	1	58-62	Umoh 20
2/27/98	Quarterfinals	Charlotte, NC	W	2	Florida State	7	85-68	Anderson 28
2/28/98	Semifinals		W	2	Maryland	6	63-44	Umoh 15
3/1/98	Finals		L	2	North Carolina	4	50-81	Umoh 14
2/27/99	Quarterfinals	Charlotte, NC	W	4	NC State	5	52-51	Geren 15
2/28/99	Semifinals		W	4	Duke	1	76-71	Geren 18
3/1/99	Finals		W	4	North Carolina	3	87-72	Umoh 26
3/5/00	Quarterfinals	Greensboro, NC	L	4	North Carolina	5	54-56	Scott 18
3/3/01	Quarterfinals	Greensboro, NC	W	2	North Carolina	7	75-57	Glenney 18
3/4/01	Semifinals		L	2	NC State	3	52-65	Bath 13
3/2/02	Quarterfinals	Greensboro, NC	L	3	NC State	6	52-61	Floyd 30
3/7/03	First Round	Greensboro, NC	W	7	Maryland	8	63-61	Slosser 12
3/8/03	Quarterfinals		L	7	North Carolina	2	71-80	Floyd 21
3/6/04	Quarterfinals	Greensboro, NC	L	6	NC State	3	43-45	Stokes 23
3/4/05	First Round	Greensboro, NC	L	11	Maryland	6	55-66	Maddox 12
3/2/06	First Round	Greensboro, NC	L	12	NC State	5	53-67	Lloyd 11
3/1/07	First Round	Greensboro, NC	L	9	Virginia	8	82-89	Lloyd 23
3/6/08	First Round	Greensboro, NC	W	9	NC State	8	65-60 OT	Lloyd 12, Hood 12
3/7/08	Quarterfinals		L	9	North Carolina	1	77-97	Lloyd 20
3/5/09	First Round	Greensboro, NC	W	12	Georgia Tech	5	81-69	Pauldo 23
3/6/09	Quarterfinals		L	12	North Carolina	4	55-74	Smith 13
3/4/10	First Round	Greensboro, NC	L	11	NC State	6	54-59	Thomas (17)
3/3/11	First Round	Greensboro, NC	L	11	North Carolina	6	64-78	Wright (16)
3/1/12	First Round	Greensboro, NC	L	12	North Carolina	5	51-90	Dixon (14)
3/7/13	First Round	Greensboro, NC	L	9	NC State	8	45-56	Dixon (11)
3/5/14	First Round	Greensboro, NC	W	13	Virginia Tech	12	69-56	Dixon (22)
3/6/14	Second Round	Greensboro, NC	L	13	Syracuse	5	53-63	Dixon & Jamison-Myers (15)
3/4/15	First Round	Greensboro, NC	L	14	Georgia Tech	11	53-80	Lindsay (12)

3/2/16	First Round	Greensboro, NC	L	15	Wake Forest	10	58-73	Perry (23)
3/1/17	First Round	Conway, SC	W	13	Virginia Tech	12	67-66	Edwards (17)
3/2/17	Second Round	Conway, SC	L	13	Louisville	5	46-68	Perry (11)
2/28/18	First Round	Greensboro, NC	L	15	Georgia Tech	10	52-61	Carter & Thronton (13)
3/7/19	Second Round	Greensboro, NC	W	7	Virginia Tech	10	80-79	Collier (28)
3/8/19	Quarterfinals	Greensboro, NC	L	7	Louisville	2	67-75	Westbrook & Collier (17)
3/4/20	First Round	Greensboro, NC	W	14	Miami	11	71-56	Thornton (27)
3/5/20	Second Round	Greensboro, NC	L	14	Boston College	6	73-85	Meertens (20)

CLEMSON'S ACC TOURNAMENT RECORD

Overall: 33-41 (.445)

Record by Round

First	6-10	.375
Second	2-3	.667
Quarterfinals	18-13	.580
Semifinals	6-12	.333
Finals	2-4	.333
Overall	33-41	.445

Record by Seed

First	1-1	.500
Second	3-2	.600
Third	6-7	.462
Fourth	12-7	.632
Fifth	2-3	.400
Sixth	2-2	.500
Seventh	3-5	.375
Eighth	0-0	.000
Ninth	1-3	.250
Tenth	0-0	.000
Eleventh	0-3	.000
Twelfth	1-3	.250
Thirteenth	2-2	.500
Fourteenth	1-2	.333
Fifteenth	0-2	.000
Overall	33-41	.445

Record by Venue

Charlotte, N.C.	7-2	.778
Charlottesville, Va.	1-1	.500
Clemson, S.C.	1-1	.500
College Park, Md.	1-1	.500
Conway, S.C.	1-1	.500
Fayetteville, N.C.	6-9	.400
Greensboro, N.C.	8-21	.240
Raleigh, N.C.	3-2	.600
Rock Hill, S.C.	6-4	.600
Overall	33-41	.444

Record by Opponent

Boston College	0-0	.000
Duke	7-2	.000
Florida State	1-0	1.000
Georgia Tech	4-3	.571
Louisville	0-3	.000
Maryland	2-4	.333
Miami	0-0	.000
North Carolina	4-11	.267
North Carolina State	5-12	.294
Notre Dame	0-0	.000
Pittsburgh	0-0	.000
Syracuse	0-1	.000
Virginia	5-4	.556
Virginia Tech	4-0	1.000
Wake Forest	1-1	.500
Overall	32-40	.444

Appearances in Championship Games (6)

1982, 1991, 1996, 1997, 1998, 1999

Appearances in Semifinal Games (18)

1978, 1979, 1980, 1981, 1982, 1983, 1988, 1989, 1990, 1991, 1992, 1993, 1994, 1996, 1997, 1998, 1999, 2001

Clemson's Seeding Over the Years

(number of times seeded in this position)

<u>1st (1)</u> 1981	<u>6th (2)</u> 1997, 2004	<u>11th (3)</u> 2005, 2010, 2011
<u>2nd (2)</u> 1998, 2001	<u>7th (3)</u> 1986, 1987, 2003, 2019	<u>12th (3)</u> 2006, 2009, 2012
<u>3rd (7)</u> 1978, 1980, 1989, 1990, 1992, 1994, 2002	<u>8th (0)</u>	<u>13th (2)</u> 2014, 2017
<u>4th (9)</u> 1979, 1982, 1984, 1985, 1988, 1991, 1996, 1999, 2000	<u>9th (3)</u> 2007, 2008, 2013	<u>14th (2)</u> 2015, 2020
<u>5th (3)</u> 1983, 1993, 1995	<u>10th (0)</u>	<u>15th (2)</u> 2016, 2018

Game-by-Game vs. ACC Member Schools

Clemson vs. Duke (CU, 7-2)

Date	Round	Site	W-L	CU Seed	Opp. Seed	CU-Duke
2/8/79	Quarterfinals	Charlottesville, VA	W	4	5	81-56
3/4/83	Quarterfinals	Fayetteville, NC	W	5	4	93-92 OT
3/1/85	Quarterfinals	Fayetteville, NC	L	4	5	76-81
3/5/88	Quarterfinals	Fayetteville, NC	W	4	5	81-65
3/3/90	Quarterfinals	Fayetteville, NC	W	3	6	77-68
3/2/91	Quarterfinals	Fayetteville, NC	W	4	5	60-58
3/3/95	Quarterfinals	Rock Hill, SC	L	5	4	71-78
3/3/96	Finals	Rock Hill, SC	W	4	2	71-54
2/28/99	Semifinals	Charlotte, NC	W	4	1	76-71

Clemson vs. Florida State (CU, 1-0)

Date	Round	Site	W-L	CU Seed	Opp. Seed	CU-FSU
2/27/98	Quarterfinals	Charlotte, NC	W	2	7	85-68

Clemson vs. Georgia Tech (CU, 4-2)

Date	Round	Site	W-L	CU Seed	Opp. Seed	CU-GT
2/26/82	Quarterfinals	Raleigh, NC	W	4	5	62-54
3/4/89	Quarterfinals	Fayetteville, NC	W	3	6	94-74
3/8/92	Semifinals	Rock Hill, SC	L	3	7	73-74
3/6/93	Quarterfinals	Rock Hill, SC	W	5	4	87-66
3/5/09	First Round	Greensboro, NC	W	12	5	81-69
3/4/15	First Round	Greensboro, NC	L	14	11	53-80
2/28/18	First Round	Greensboro, NC	L	15	10	52-61

Clemson vs. Louisville (UL, 1-0)

Date	Round	Site	W-L	CU Seed	Opp. Seed	CU-UL
3/2/17	Second Round	Conway, SC	W	13	5	46-68
3/8/19	Quarterfinals	Greensboro, NC	L	7	2	44-76

Clemson vs. Maryland (MD, 4-2)

Date	Round	Site	W-L	CU Seed	Opp. Seed	CU-MD
2/10/78	Semifinals	Charlottesville, VA	L	3	2	76-98
2/9/80	Semifinals	College Park, MD	L	3	2	61-92
2/28/82	Finals	Raleigh, NC	L	4	3	81-93
2/28/98	Semifinals	Charlotte, NC	W	2	6	63-44
3/7/03	First Round	Greensboro, NC	W	7	8	63-61
3/4/05	First Round	Greensboro, NC	L	11	6	55-66

Clemson vs. North Carolina (UNC, 11-4)

Date	Round	Site	W-L	CU Seed	Opp. Seed	CU-UNC
2/27/82	Semifinals	Raleigh, NC	W	4	1	84-76
3/2/84	Quarterfinals	Fayetteville, NC	L	4	5	73-74
3/1/86	Quarterfinals	Fayetteville, NC	L	7	2	83-88
3/6/94	Semifinals	Rock Hill, SC	L	3	2	64-65
3/1/96	Quarterfinals	Rock Hill, SC	W	4	5	67-49
3/2/97	Finals	Charlotte, NC	L	6	1	58-62
3/1/98	Finals	Charlotte, NC	L	2	4	50-81
3/1/99	Finals	Charlotte, NC	W	4	3	87-72
3/5/00	Quarterfinals	Greensboro, NC	L	4	5	54-56

3/3/01	Quarterfinals	Greensboro, NC	W	2	7	75-57
3/8/03	Quarterfinals	Greensboro, NC	L	7	2	71-80
3/7/08	Quarterfinals	Greensboro, NC	L	9	1	77-97
3/6/09	Quarterfinals	Greensboro, NC	L	12	4	55-74
3/3/11	First Round	Greensboro, NC	L	11	6	64-78
3/1/12	First Round	Greensboro, NC	L	12	5	51-90

Clemson vs. N.C. State (NCSU, 12-5)

Date	Round	Site	W-L	CU Seed	Opp. Seed	CU-NCSU
2/9/79	Semifinals	Raleigh, NC	L	4	1	65-94
2/13/81	Semifinals	Clemson, SC	L	1	4	68-83
3/5/83	Semifinals	Fayetteville, NC	L	5	1	87-103
2/28/87	Quarterfinals	Fayetteville, NC	L	7	2	58-79
3/5/89	Semifinals	Fayetteville, NC	L	3	2	86-93
3/4/91	Finals	Fayetteville, NC	L	4	3	61-84
3/7/92	Quarterfinals	Rock Hill, SC	W	3	6	96-93 OT
3/5/94	Quarterfinals	Rock Hill, SC	W	3	6	73-52
2/28/97	Quarterfinals	Charlotte, NC	W	6	3	87-75
2/27/99	Semifinals	Charlotte, NC	W	4	5	52-51
3/2/01	Semifinals	Greensboro, NC	L	2	3	52-65
3/2/02	Quarterfinals	Greensboro, NC	L	3	6	52-61
3/6/04	Quarterfinals	Greensboro, NC	L	6	3	43-45
3/2/06	First Round	Greensboro, NC	L	12	5	53-67
3/6/08	First Round	Greensboro, NC	W	9	8	65-60 OT
3/4/10	First Round	Greensboro, NC	L	11	6	54-59
3/7/13	First Round	Greensboro, NC	L	9	8	45-56

Clemson vs. Syracuse (SYR, 1-0)

Date	Round	Site	W-L	CU Seed	Opp. Seed	CU-SYR
3/6/14	Second Round	Greensboro, NC	L	13	5	53-63

Clemson vs. Virginia (CU, 5-4)

Date	Round	Site	W-L	CU Seed	Opp. Seed	CU-UVA
2/9/78	Quarterfinals	Charlottesville, VA	W	3	6	73-59
2/8/80	Quarterfinals	College Park, MD	W	3	6	78-76
3/6/88	Semifinals	Fayetteville, NC	L	4	1	57-66
3/4/90	Semifinals	Fayetteville, NC	L	3	2	66-84
3/3/91	Semifinals	Fayetteville, NC	W	4	1	65-62
3/7/93	Semifinals	Rock Hill, SC	L	5	1	71-79 OT
3/2/96	Semifinals	Rock Hill, SC	W	4	1	75-67
3/1/97	Semifinals	Charlotte, NC	W	6	2	77-75 OT
3/1/07	First Round	Greensboro, NC	L	9	8	82-89

Clemson vs. Virginia Tech (CU, 2-0)

Date	Round	Site	W-L	CU Seed	Opp. Seed	CU-VT
3/5/14	First Round	Greensboro, NC	W	13	12	69-56
3/1/17	First Round	Conway, SC	W	13	12	67-66
3/7/19	Second Round	Greensboro, NC	W	7	10	80-79 OT

Clemson vs. Wake Forest (CU, 1-0)

Date	Round	Site	W-L	CU Seed	Opp. Seed	CU-WFU
2/12/81	Quarterfinals	Clemson, SC	W	1	8	90-58

Regular Season ACC Finishes

Number of times finished in this place
First number is outright, second number is a tie.

Place	1st	2nd	3rd	4th	5th	6th	7th	8th	9th	10th	11th	12th	13th	14th	15th
	1-0	1-1	4-5	7-1	2-1	1-1	2-1	0-0	2-1	0-1	2-0	3-1	0-2	2-0	2-0

February 9, 1978

Clemson defeated Virginia 73-59 in the Lady Tigers' first ever ACC Tournament game. Donna Forester scored 18 points and Cissy Bristol added 16 in Clemson's win. The Lady Tigers were the third seed in the ACC Tournament. Donna Forester was named to the All-Tournament Team.

February 8, 1979

Drema Greer had an ACC record 13 assists against Duke in the quarterfinals.

February 8, 1980

Bobbie Mims hit both ends of a 1-1 with eight seconds remaining to lift Clemson past Virginia 78-76 at College Park, Md. Barbara Kennedy was named to the All-Tournament Team.

February 2, 1981

The Lady Tigers defeated Duke, 67-54, which made Clemson the regular season champions of the ACC with a 6-1 league record. Clemson was the number-one seed in the 1981 ACC Tournament.

February 12, 1981

Barbara Kennedy had 21 rebounds vs. Wake Forest in the quarterfinals. The Lady Tigers had an ACC record 68 rebounds.

February 13, 1981

Barbara Kennedy scored 36 points vs. NC State in the semifinals of the ACC Tournament.

February 12-14, 1981

The Lady Tigers played host to the fourth annual ACC Tournament. Clemson defeated Wake Forest in the opening round and lost to NC State in the semifinals. Barbara Kennedy was named MVP at the tournament.

February 27, 1982

Barbara Kennedy had 21 rebounds vs. North Carolina in the semifinals. Peggy Caple had six blocked shots in this game.

February 28, 1982

Barbara Kennedy finished the 1982 tournament 40-73 from the field for a .547 mark. The 40 made field goals is still an ACC record.

February 28, 1982

Maryland defeated Clemson, 93-81, in the championship game of the ACC Tournament. Barbara Kennedy was named co-MVP of the tournament.

March 4, 1983

Mary Anne Cubelic tipped in a missed shot at the buzzer from underneath in leading Clemson to a 93-92 win over Duke at Fayetteville, NC.

March 2, 1991

Jackie Farmer tipped in the winning basket underneath as time expired as Clemson defeated Duke 60-58.

March 3, 1991

Clemson upset number-one ranked Virginia, 65-62, in the semifinals of the 14th annual ACC Tournament, Clemson's first win over the number-one ranked team in women's basketball. Cheron Wells scored 26 points to lead the Lady Tigers. Kerry Boyatt finished the ACC tournament 9-18 from the three-point line.

March 4, 1991

NC State defeated the Lady Tigers, 84-61, in the championship game of the ACC Tournament. Cheron Wells was named to the All-Tournament Team.

March 8, 1992

Clemson shot .545 from the field vs. Georgia Tech in the semifinals.

March 8, 1993

Shandy Bryan and Jessica Barr were both named to the All-Tournament Team.

March 2, 1994

Jessica Barr was named ACC Player-of-the-Year. She was also named to the All-Tournament Team.

March 1, 1996

Clemson claimed its 400th all-time victory with a 67-49 win over North Carolina in the ACC Tournament.

March 1-3, 1996

Clemson defeated North Carolina, 67-49, in the first round of the ACC Tournament. The Lady Tigers defeated Virginia 75-67 in the semifinal round. In the championship game, Clemson defeated Duke 71-54. Laura Cottrell was named Tournament MVP. Stephanie Ridgeway was named first-team all-tournament.

February 28, 1997

Ito Umo was 9-9 from the free throw line vs. NC State in the quarterfinals.

March 1, 1997

An odd event happened at the end of the Clemson-Virginia game in the semifinals. With Clemson winning 77-75 in the closing seconds, the game ended with a three-point shot by Virginia that wedged between the backboard and rim, giving the Lady Tigers the win in the ACC Tournament.

March 2, 1997

North Carolina defeated Clemson 62-58 in the championship game of the Atlantic Coast Conference Tournament. Laura Cottrell and Ito Umo were both named first-team all-tournament.

February 27, 1998

Natasha Anderson was 11-13 from the field for a .846 percentage verse Florida State in the quarterfinals. Anderson finished the tournament 18-28 from the field for a .643 percentage. Ito Umo was named first-team all-tournament.

Clemson's ACC Tournament Heritage

ACC Champions

1996
1999

ACC Title Game Appearances

1982
1991
1996
1997
1998
1999

Overall ACC Tournament Record

31-39



February 27-March 1, 1999

Clemson defeated N.C. State, 52-51, in the quarterfinals of the ACC Tournament. The Lady Tigers defeated top seeded Duke 80-75, in the semifinal round. In the Championship game, Clemson defeated North Carolina, 87-72.

All three games were televised by the ACC Regional Network, (Sports South, Florida Sunshine Network, and Home Team Sports). Clemson and NC State was the first quarterfinal game ever televised. Ito Umo was named MVP at the tournament.

March 6, 2008

The Lady Tigers won their fifth overtime game in ACC Tournament history when they edged NC State, 65-60, in the opening round of the 2008 event. Lele Hardy was just one rebound and one assist shy of a triple double. The sophomore scored 11 points with nine rebounds and nine assists.



NCAA Tournament Results (15-16)

Year	Rd.	Site	Reg.	W-L	CU Seed	Opponent	Seed	Opp. Score	Clemson Top Scorers
3/12/82	R32	A	Midwest	L	5	Penn State	4	75-96	Kennedy 43, Cubelic 16
3/19/88	R32	A	East	L	5	James Madison	4	63-70	Greenwood 22, Jenkins 12
3/18/89	R32	H	Midwest	W	4	Georgia	5	78-65	O'Neal 24, Greenwood 19
3/23/89	R16	A1	Midwest	L	4	Auburn	1	60-71	Hollaway 18, Jenkins 14
3/14/90	R48	H	East	W	5	Manhattan	12	79-55	Bryan 16, Farmer 11
3/17/90	R32	A	East	W	5	Connecticut	4	61-59	Bryan 19, Johnson 12
3/22/90	R16	N2	East	L	5	Tennessee	1	62-80	Boyatt 22, Bryan 8, Sells 8
3/16/91	R32	H	East	W	4	Providence	5	103-91	Wells 21, Farmer 20, Boyatt 15
3/21/91	R16	N3	East	W	4	James Madison	8	57-55	Farmer 18, Wells, 14, Boyatt 10
3/23/91	R8	N3	East	L	4	Connecticut	3	57-60	Boyatt 14, Bryan 14, Wells 13
3/18/92	R48	H	East	W	5	TN-Chattanooga	12	76-72	Miller 11, Wells 10, Saunooke 10, Jackson 10
3/22/92	R32	A	East	L	5	West Virginia	4	72-73	Wells 23, Bryan 13
3/17/93	R48	H	Midwest	W	5	Xavier	12	70-64	Saunooke 25, Bryan 16
3/21/93	R32	A	Midwest	L	5	Stephen F. Austin	4	78-89	Bryan 16, Saunooke 15, Barr 15
3/16/94	R64	A	Midwest	W	9	Florida International	8	65-64	Saunooke 17, Barr 13
3/19/94	R32	A	Midwest	L	9	Tennessee	1	66-78	Saunooke 25, Barr 18
3/16/96	R64	H	Midwest	W	3	Austin Peay	14	79-52	Cottrell 20, Ridgeway 15
3/18/96	R32	H	Midwest	L	3	Stephen F. Austin	11	88-93	Geren 28, Ridgeway 16
3/15/97	R64	N4	Midwest	L	5	Marquette	12	66-70	Umoh 15
3/14/98	R64	N5	Midwest	W	6	Miami (FL)	11	60-49	Umoh 15, Geren 13, Blassingame 10
3/16/98	R32	A5	Midwest	L	6	La. Tech	3	52-74	Umoh 13, Anderson 10
3/12/99	R64	H	Midwest	W	2	Florida A&M	15	76-45	Anderson 24, Blassingame 8, Umoh 8
3/14/99	R32	H	Midwest	W	2	Illinois	7	63-51	Anderson 18, Blassingame 15, Umoh 10
3/20/99	R16	N6	Midwest	L	2	Georgia	3	54-67	Anderson 12, Batth 11, Geren 10
3/17/00	R64	N7	East	W	9	Drake	8	64-50	Batth 17, Floyd 14
3/19/00	R32	A7	East	L	9	Connecticut	1	45-83	Floyd 13, Scott 9
3/16/01	R64	N8	Midwest	W	5	TN-Chattanooga	12	51-49	Forns 16, Batth 11, Floyd 9
3/18/01	R32	A8	Midwest	L	5	Xavier	4	62-77	Floyd 24, Forn 8, Batth 8
3/15/02	R64	N9	Midwest	L	11	Arkansas	6	68-78	Floyd 30, Roper 11, Queen 10
3/22/19	R64	N10	Portland	W	9	South Dakota	8	79-66	Westbrook 27, Edwards 25
3/24/19	R32	A8	Portland	L	9	Mississippi State	1	61-85	Westbrook 14, Edwards 14

A1-Mideast Regional Semifinals, Auburn, AL; N2-East Regional Semifinals, Norfolk, VA; N3-East Regional Semifinals, and Finals, Philadelphia, PA; N4-Mideast Regional, 1st Round, Baton Rouge, LA; N5-Midwest Regional, Ruston, LA; N6-Mideast Regional Semifinals, Cincinnati, OH; N7-East Regional, 1st and 2nd Rounds, Storrs, CT; N8-Mideast Regional, Cincinnati, OH; N9-Mideast Regional, Manhattan, KS; N10-Portland Regional, Starkville, MS; A8-Portland Regional, Starkville, MS

CLEMSON'S NCAA TOURNAMENT RECORD

Overall: 14-15 (.483)

Record by Round

Round of 64	7-2	.778
Round of 48	3-0	1.000
Round of 32	4-10	.286
Sweet Sixteen	1-3	.250
Elite Eight	0-1	.000
Overall	15-16	.484

Record by Opponent

Arkansas	0-1	.000
Auburn	0-1	.000
Austin Peay	1-0	1.000
Connecticut	1-2	.333
Drake	1-0	1.000
Florida A&M	1-0	1.000
Florida International	1-0	1.000
Georgia	1-1	.500
Illinois	1-0	1.000
James Madison	1-1	.500
Louisiana Tech	0-1	.000
Manhattan	1-0	1.000
Marquette	0-1	.000
Miami (Fla.)	1-0	1.000
Mississippi State	0-1	.000
Penn State	0-1	.000
Providence	1-0	1.000
South Dakota	1-0	1.000
Stephen F. Austin	0-2	.000
Tennessee	0-2	.000
Tennessee-Chattanooga	2-0	1.000
West Virginia	0-1	.000
Xavier	1-1	.500
Overall	15-16	.444

Record by Seed

First	--	--
Second	2-1	.667
Third	1-1	.500
Fourth	3-2	.600
Fifth	5-7	.417
Sixth	1-1	.500
Seventh	--	--
Eighth	--	--
Ninth	3-3	.500
Tenth	--	--
Eleventh	0-1	.000
Twelfth	--	--
Thirteenth	--	--
Fourteenth	--	--
Fifteenth	--	--
Sixteenth	--	--
Overall	15-16	.484

Record by Venue

Auburn, Ala.	0-1	.000
Baton Rouge, La.	0-1	.000
Cincinnati, Ohio	1-2	.333
Clemson, S.C.	8-1	.889
Harrisonburg, Va.	0-1	.000
Knoxville, Tenn.	0-1	.000
Manhattan, Kan.	0-1	.000
Miami, Fla.	1-0	1.000
Morgantown, W.V.	0-1	.000
Nacogdoches, Texas	0-1	.000
Norfolk, Va.	0-1	.000
Philadelphia, Pa.	1-1	.500
Ruston, La.	1-1	.500
Starkville, Ms.	1-1	.500
State College, Pa.	0-1	.000
Storrs, Conn.	2-1	.667
Overall	15-16	.484

March 12, 1982

Clemson played in the inaugural NCAA Tournament. The Tigers lost to Penn State at University Park, PA. This was the first women's NCAA Tournament game ever played.

Barbara Kennedy played in her last game as a Lady Tiger and scored 43 points against Penn State in a first-round NCAA loss at University Park, PA. Kennedy completed her career with 3,113 points and 1,252 rebounds. The 43 points against Penn State is still the third most points scored in an NCAA Tournament game. Kennedy also led the nation in scoring with a 29.3 ppg. average for the 1981-82 season. She has the honor of scoring the first points in the history of the women's NCAA Tournament.

March 19, 1988

James Madison defeated Clemson, 70-63, in the second round of the NCAA tournament at Harrisonburg, VA.

March 18, 1989 Clemson defeated Georgia, 78-65, in the second round of the NCAA tournament at Clemson, SC. The Lady Bulldogs were ranked number 10 in the country.

March 23, 1989

Auburn defeated Clemson, 71-60, in the semifinals of the Mideast Regionals in the NCAA Tournament at Auburn, AL.

March 14, 1990

Clemson defeated Manhattan in the first round of the NCAA Tournament's East Regional.

March 17, 1990

The Lady Tigers won over Connecticut, 61-59, in the second round of the NCAA Tournament's East Regional.

March 22, 1990

Tennessee won over Clemson in the semifinals of the East Regionals in the NCAA Tournament at Norfolk, VA.

March 16, 1991

Clemson defeated Providence, 103-91, in the second round of the East Regional.

March 21, 1991

Clemson's Peggy Sells scored the winning basket at the game-ending horn to give Clemson a 57-55 win over James Madison in the semifinals of the East Regional at the Palestra in Philadelphia, PA.

March 23, 1991

Connecticut defeated Clemson, 60-57, in the East Regional Finals. This was the farthest Clemson had ever advanced in a women's post-season tournament. Cheron Wells was named to the NCAA East Regional All-Tournament Team.

March 18, 1992

Clemson defeated Tennessee-Chattanooga, 76-72, in the first round of the NCAA Tournament's East Regional.

March 22, 1992

West Virginia defeated Clemson, 73-72, in the second round of the NCAA Tournament's East Regional.

March 17, 1993

Tara Saunooke tied an NCAA Tournament record for three-point goals made in a game in leading Clemson to a 70-64 victory over Xavier (OH) in the first round of the NCAA Tournament at Clemson, SC. She hit six in the contest.

March 21, 1993

Stephen F. Austin defeated the Lady Tigers 89-78 in the second round of the Midwest Regional in the NCAA Tournament held in Clemson, SC.

March 16, 1994

Clemson defeated 19th-ranked Florida International in the first round of the NCAA Tournament on the Panthers' home court in Miami, FL.

March 19, 1994

Number-one ranked Tennessee defeated Clemson in Knoxville, TN, 78-66, in the second round of the NCAA Tournament.

March 16, 1996

Clemson defeated Austin Peay in the first round of the NCAA Tournament at

Clemson, SC.

March 18, 1996

Stephen F. Austin won over Clemson in the second round of the NCAA Tournament with a 93-88 overtime margin.

March 15, 1997

Marquette defeated Clemson 70-66 in the first round of the NCAA Tournament at Clemson, SC.

March 14, 1998

Clemson defeated Miami (FL), 60-49, in the first round of the NCAA Tournament. With this win, Clemson won its 25th game of the season, setting a new school record for most wins in a single season.

March 16, 1998

Louisiana Tech won over Clemson, 74-52, in the second round of the NCAA Tournament held in Ruston, LA.

March 12, 1999

Clemson defeated Florida A&M, 76-45, in the first round of the NCAA Tournament held in Clemson, SC.

March 14, 1999

Clemson defeated Illinois, 63-51, in the second round of the NCAA Tournament. This was also the 26th win for the Lady Tigers in the 1998-99 season. The 26 wins is a school record for most wins in a single season.

March 20, 1999

Georgia won over Clemson, 67-54, in the NCAA Tournament's Final 16 in the Mideast Regional Semifinals in Cincinnati, OH.

March 17, 2000

Clemson defeated Drake, 64-50, in the first round of the NCAA Tournament at Storrs, CT.

March 19, 2000

Connecticut defeated Clemson, 83-45, at Storrs, CT in the second round of the NCAA Tournament. Connecticut eventually won the 2000 NCAA Championship.

March 16, 2001

Nuria Forns hit two free throws with 0.8 seconds remaining in leading Clemson to a 51-49 win over Tennessee-Chattanooga in the first round of the NCAA Tournament at Cincinnati, OH. This was in the Mideast Region.

March 18, 2001

Xavier defeated Clemson, 77-62, in the second round of the NCAA Tournament in Cincinnati, OH in the Mideast Region.

March 15, 2002

Arkansas defeated Clemson, 78-68, in the first round of the NCAA Tournament in the Mideast Region at Manhattan, KS.



Barbara Kennedy scored the first two points in NCAA women's basketball Tournament history against Penn State.

TIGERS ON TELEVISION

Date	Network	Location	Result	Date	Network	Location	Result
Feb. 28, 1982	ACC	Raleigh, NC	Maryland 93, Clemson 81	Feb. 16, 2003	FSSN	Chapel Hill, NC	North Carolina 70, Clemson 66
Feb. 2, 1990	HTS	College Park, MD	Clemson 77, Maryland 65	Feb. 20, 2003	CSS	Clemson, SC	Clemson 73, NC State 62
Jan. 19, 1991	HTS	Raleigh, NC	NC State 77, Clemson 55	Feb. 23, 2003	CSS	Clemson, SC	Georgia Tech 78, Clemson 63
Mar. 4, 1991	HTS	Fayetteville, NC	NC State 84, Clemson 61	Mar. 2, 2003	ACC	Tallahassee, FL	Florida State 68, Clemson 59
Mar. 21, 1991	PRIME	Philadelphia, PA	Clemson 57, James Madison 55	Mar. 8, 2003	ACC	Greensboro, NC	North Carolina 80, Clemson 71
Mar. 23, 1991	ESPN	Philadelphia, PA	Connecticut 60, Clemson 57	Jan. 18, 2004	ACC	Atlanta, GA	Clemson 75, Georgia Tech 61
Feb. 1, 1992	HTS	Tallahassee, FL	Florida State 79 Clemson 66	Feb. 8, 2004	ACC	Tallahassee, FL	Florida State 65, Clemson 50
Feb. 22, 1992	HTS	Clemson, SC	Virginia 85, Clemson 81	Feb. 19, 2004	CSS	Clemson, SC	Clemson 59, Georgia Tech 47
Jan. 24, 1993	HTS	Raleigh, NC	N.C. State 79, Clemson 71	Feb. 22, 2004	ACC	Winston-Salem, NC	Clemson 72, Wake Forest 55
Feb. 27, 1993	HTS	Chapel Hill, NC	North Carolina 70, Clemson 63	Feb. 27, 2004	ACC	Durham, NC	Duke 102, Clemson 45
Jan. 23, 1994	HTS	Durham, NC	Duke 74, Clemson 67	Feb. 29, 2004	CSS	Clemson, SC	Maryland 80, Clemson 69
Nov. 27, 1994	SSN	Murfreesboro, TN	W. Kentucky 94, Clemson 86 (2 OT)	Jan. 16, 2005	ACC	Charlottesville, VA	Virginia 68, Clemson 49
Jan. 8, 1995	HTS	Clemson, SC	Clemson 72, Florida State 68	Jan. 31, 2005	CSS	Clemson, SC	Miami 83, Clemson 69
Feb. 6, 1995	HTS	Tallahassee, FL	Clemson 67, Florida State 64	Feb. 4, 2005	ACC	Chapel Hill, NC	North Carolina 99, Clemson 55
Feb. 20, 1995	HTS	Durham, NC	Clemson 88, Duke 82 (OT)	Feb. 13, 2005	RSN	Duluth, GA	Georgia 88, Clemson 60
Jan. 7, 1996	HTS	Tallahassee, FL	Clemson 87, Florida State 74	Feb. 21, 2005	ACC	Clemson, SC	Wake Forest 68, Clemson 60
Jan. 28, 1996	PRIME	Clemson, SC	Clemson 57, Virginia 45	Feb. 24, 2005	CSS	Clemson, SC	Georgia Tech 58, Clemson 49
Feb. 19, 1996	HTS	Clemson, SC	Duke 75, Clemson 65	Feb. 28, 2005	ACC	Raleigh, NC	NC State 69, Clemson 45
Feb. 25, 1996	HTS	Clemson, SC	Georgia Tech 72, Clemson 62	Jan. 6, 2006	RSN	Chapel Hill, NC	North Carolina 102, Clemson 61
Mar. 2, 1996	HTS	Rock Hill, SC	Clemson 75, Virginia 67	Jan. 12, 2006	CSS	Clemson, SC	Miami 74, Clemson 52
Mar. 3, 1996	HTS	Rock Hill, SC	Clemson 71, Duke 54	Jan. 29, 2006	CSS	Atlanta, GA	Georgia Tech 83, Clemson 64
Jan. 13, 1997	HTS	Atlanta, GA	Clemson 67, Ga. Tech 59	Feb. 5, 2006	RSN	Clemson, SC	Boston College 70, Clemson 53
Jan. 20, 1997	HTS	Clemson, SC	North Carolina 75, Clemson 63	Feb. 12, 2006	RSN	Winston-Salem, NC	Wake Forest 82, Clemson 70
Feb. 1, 1997	ESPN-2	Boulder, CO	Texas 68, Clemson 53	Dec. 3, 2006	ESPN2	Nashville, TN	Vanderbilt 82, Clemson 63
Feb. 16, 1997	HTS	Clemson, SC	Clemson 72, Duke 69	Jan. 5, 2007	RSN	Winston-Salem, NC	Clemson 73, Wake Forest 57
Mar. 1, 1997	HTS	Charlotte, NC	Clemson 77, Virginia 75	Jan. 18, 2007	CSS	Tallahassee, FL	Florida State 61, Clemson 60
Mar. 2, 1997	HTS	Charlotte, NC	North Carolina 62, Clemson 58	Jan. 28, 2007	CSS	Coral Gables, FL	Clemson 79, Miami 69
Jan. 5, 1998	HTS	Clemson, SC	Clemson 74, Virginia 67	Feb. 19, 2007	RSN	Atlanta, GA	Georgia Tech 62, Clemson 59
Jan. 25, 1998	HTS	Durham, NC	Duke 78, Clemson 59	Mar. 1, 2007	RSN	Greensboro, NC	Virginia 89, Clemson 82
Feb. 1, 1998	HTS	Chapel Hill, NC	North Carolina 80, Clemson 59	Nov. 29, 2007	BTEN	East Lansing, MI	Michigan State 68, Clemson 51
Feb. 15, 1998	HTS	Clemson, SC	Clemson 64, Wake Forest 41	Jan. 10, 2008	CSS	Clemson, SC	Miami 66, Clemson 61
Feb. 28, 1998	HTS	Charlotte, NC	Clemson 63, Maryland 44	Jan. 14, 2008	RSN	Winston-Salem, NC	Clemson 85, Wake Forest 73
Mar. 1, 1998	HTS	Charlotte, NC	North Carolina 81, Clemson 50	Jan. 20, 2008	CSS	Clemson, SC	Florida State 63, Clemson 39
Mar. 18, 1998	NCAA	Rushton, LA	Louisiana Tech 74, Clemson 52	Jan. 28, 2008	RSN	Clemson, SC	Boston College 68, Clemson 63
Dec. 20, 1998	FOXSS	Myrtle Beach, SC	Clemson 60, LSU 58	Nov. 19, 2008	CSS	Columbia, SC	Clemson 52, South Carolina 45
Jan. 4, 1999	ACC	Chapel Hill, NC	North Carolina 87, Clemson 76	Jan. 11, 2009	RSN	Tallahassee, FL	Florida State 80, Clemson 54
Jan. 10, 1999	ACC	Atlanta, GA	Clemson 61, Georgia Tech 56	Jan. 26, 2009	RSN	Clemson, SC	Virginia 75, Clemson 67
Jan. 17, 1999	ACC	Clemson, SC	Clemson 78, Wake Forest 38	Feb. 1, 2009	CSS	Atlanta, GA	Georgia Tech 49, Clemson 41
Jan. 24, 1999	ESPN 2	Clemson, SC	Clemson 81, Iowa State 72	Feb. 8, 2009	RSN	Clemson, SC	Wake Forest 71, Clemson 66
Feb. 7, 1999	Sun	Tallahassee, FL	Clemson 71, Florida State 67	Feb. 13, 2009	RSN	Durham, NC	Duke 77, Clemson 53
Feb. 14, 1999	ACC	Clemson, SC	Clemson 80, Duke 75	Feb. 19, 2009	CSS	Clemson, SC	Florida State 75, Clemson 58
Feb. 27, 1999	ACC	Charlotte, NC	Clemson 52, NC State 51	Feb. 22, 2009	RSN	Clemson, SC	Georgia Tech 89, Clemson 54
Feb. 28, 1999	ACC	Charlotte, NC	Clemson 76, Duke 71	Mar. 5, 2009	RSN	Greensboro, NC	Clemson 81, Georgia Tech 69
Mar. 1, 1999	ACC	Charlotte, NC	Clemson 87, North Carolina 72	Mar. 6, 2009	RSN	Greensboro, NC	North Carolina 74, Clemson 55
Mar. 20, 1999	ESPN 2	Cincinnati, OH	Georgia 67, Clemson 54	Dec. 3, 2009	BTEN	Evanston, IL	Clemson 69, Northwestern 68
Nov. 24, 1999		Hartford, CT	Old Dominion 68, Clemson 57	Jan. 11, 2010	RSN	Atlanta, GA	Georgia Tech 72, Clemson 58
Nov. 26, 1999		Hartford, CT	Clemson 70, Kentucky 65	Jan. 22, 2010	RSN	Chapel Hill, NC	North Carolina 79, Clemson 61
Jan. 10, 2000	ACC	Chapel Hill, NC	Clemson 60, North Carolina 59	Jan. 29, 2010	RSN	Clemson, SC	Clemson 68, Boston College 65
Jan. 16, 2000	ESPN 2	Durham, NC	Duke 60, Clemson 51	Nov. 18, 2010	RSN	Columbia, SC	South Carolina 73, Clemson 59
Jan. 31, 2000	ACC	Clemson, SC	Clemson 72, Georgia Tech 43	Jan. 9, 2011	CSS	Clemson, SC	Georgia Tech 64, Clemson 53
Feb. 21, 2000	ACC	Clemson, SC	Duke 59, Clemson 44	Jan. 14, 2011	RSN	Coral Gables, FL	Miami 77, Clemson 48
Mar. 17, 2000	SCETV	Storrs, CT	Clemson 64, Drake 50	Jan. 20, 2011	CSS	Clemson, SC	Florida State 83, Clemson 73
Mar. 19, 2000	ESPN 2	Storrs, CT	Connecticut 83, Clemson 45	Feb. 14, 2011	RSN	Clemson, SC	Virginia Tech 68, Clemson 56
Dec. 9, 2000	CSS	Clemson, SC	Clemson 93, Duke 75	Jan. 27, 2012	RSN	Clemson, SC	Duke 81, Clemson 37
Jan. 8, 2001	ACC	Clemson, SC	North Carolina 71, Clemson 70	Feb. 3, 2012	RSN	Blacksburg, VA	Clemson 55, Virginia Tech 51 (OT)
Jan. 11, 2001	CSS	Clemson, SC	Clemson 67, Wake Forest 45	Feb. 5, 2012	CSS	Coral Gables, FL	Miami 68, Clemson 47
Jan. 15, 2001	ACC	Charlottesville, VA	Clemson 87, Virginia 71	Feb. 23, 2012	CSS	Clemson, SC	Florida State 74, Clemson 52
Jan. 21, 2001	CSS	Clemson, SC	Clemson 79, Florida State 66	Nov. 18, 2012	RSN	Columbia, SC	South Carolina 64, Clemson 43
Jan. 28, 2001	ACC	Durham, NC	Duke 92, Clemson 42	Jan. 6, 2013	CSS	Clemson, SC	Georgia Tech 81, Clemson 59
Feb. 1, 2001	CSS	Clemson, SC	Maryland 68, Clemson 62	Jan. 13, 2013	RSN	Clemson, SC	Boston College 66, Clemson 43
Feb. 4, 2001	ACC	Clemson, SC	NC State 56, Clemson 50	Feb. 7, 2013	CSS	Clemson, SC	Miami 62, Clemson 46
Feb. 11, 2001	ACC	Winston-Salem, NC	Clemson 72, Wake Forest 55	Mar. 7, 2013	RSN	Greensboro, NC	NC State 56, Clemson 45
Feb. 19, 2001	CSS	Clemson, SC	Clemson 68, Georgia Tech 49	Jan. 20, 2014	RSN	Clemson, SC	Wake Forest 68, Clemson 51
Mar. 4, 2001	ACC	Greensboro, NC	Clemson 75, North Carolina 57	Feb. 6, 2014	CSS	Clemson, SC	Duke 78, Clemson 61
Mar. 5, 2001	ACC	Greensboro, NC	NC State 65, Clemson 52	Feb. 13, 2014	RSN	Clemson, SC	NC State 69, Clemson 63 (OT)
Mar. 18, 2001	NCAA	Cincinnati, OH	Xavier 77, Clemson 62	Feb. 23, 2014	CSS	Clemson, SC	Florida State 59, Clemson 43
Dec. 30, 2001	CSS	Clemson, SC	Clemson 74, Florida State 70	Mar. 5, 2014	RSN	Greensboro, NC	Clemson 69, Virginia Tech 56
Jan. 7, 2002	ACC	Charlottesville, VA	Clemson 79, Virginia 68	Mar. 6, 2014	RSN	Greensboro, NC	Syracuse 63, Clemson 53
Jan. 13, 2002	ACC	Clemson, SC	North Carolina 89, Clemson 85	Nov. 20, 2014	SECN	Columbia, SC	South Carolina 99, Clemson 41
Jan. 21, 2002	ACC	Clemson, SC	Clemson 60, Maryland 47	Jan. 29, 2015	RSN	Winston-Salem, NC	Wake Forest 64, Clemson 62
Jan. 26, 2002	ACC	Atlanta, GA	Georgia Tech 83, Clemson 78	Mar. 4, 2015	RSN	Greensboro, NC	Georgia Tech 80, Clemson 53
Jan. 31, 2002	ACC	Tallahassee, FL	Clemson 56, Florida State 43	Jan. 18, 2016	RSN	Blacksburg, Va.	Virginia Tech 79, Clemson 49
Feb. 10, 2002	ACC	Durham, NC	Duke 77, Clemson 69	Feb. 21, 2016	RSN	Charlottesville, VA	Virginia 65, Clemson 48
Feb. 25, 2002	ACC	Raleigh, NC	Clemson 63, N.C. State 52	Mar. 2, 2016	RSN	Greensboro, NC	Wake Forest 73, Clemson 58
Mar. 15, 2002	NCAA	Manhattan, KS	Arkansas 78, Clemson 68	Jan. 2, 2017	RSN	Chestnut Hill, MA	Boston College 60, Clemson 48
Dec. 27, 2002	FSSN	Auburn	Auburn 60, Clemson 58	Feb. 9, 2017	RSN	Pittsburgh, PA	Clemson 54, Pittsburgh 46
Jan. 6, 2003	ACC	Durham, NC	Duke 69, Clemson 53	Mar. 1, 2017	RSN	Conway, SC	Clemson 67, Virginia Tech 66
Jan. 20, 2003	ACC	Raleigh, NC	NC State 63, Clemson 55	Mar. 2, 2017	RSN	Conway, SC	Louisville 68, Clemson 48
Jan. 23, 2003	ACC	Atlanta, GA	Georgia Tech 89, Clemson 78 (OT)	Jan. 28, 2018	RSN	Clemson, SC	NC State 62, Clemson 41
Jan. 26, 2003	ACC	Clemson, SC	Clemson 61, Wake Forest 45	Feb. 7, 2019	RSN	Winston-Salem, NC	Clemson 69, Wake Forest 63
Feb. 3, 2003	ACC	Charlottesville, VA	Virginia 69, Clemson 54	Feb. 24, 2019	RSN	Clemson, SC	Clemson 73, Virginia Tech 66

Date	Network	Location	Result
Mar. 7, 2019	RSN	Greensboro, NC	Clemson 80, Virginia Tech 79
Mar. 8, 2019	RSN	Greensboro, NC	Louisville 75, Clemson 67
Mar. 22, 2019	ESPN	Starkville, MS	Clemson 79, South Dakota 66
Mar. 24, 2019	ESPN2	Starkville, MS	Mississippi State 85, Clemson 61

1978-79

AP	CU Record
Jan. 23 20	11-5

1979-80

AP	CU Record
Jan. 8 18	12-2
Jan. 15 16	15-2
Jan. 22 16	16-3
Jan. 29 16	18-4
Feb. 5 16	19-5
Feb. 12 16	21-6
Feb. 19 16	22-8
Feb. 26 16	23-8
Mar. 2 16	23-9

1980-81

AP	CU Record
Nov. 25 19	0-0
Dec. 2 19	1-0
Dec. 9 19	3-0
Dec. 16 16	4-0
Dec. 23 19	7-1
Dec. 30 18	7-1
Jan. 27 20	15-4
Feb. 10 19	19-4
Feb. 17 16	21-5
Feb. 24 19	22-6
Mar. 8 16	23-6
Mar. 15 20	23-7
Final 20	23-8

1981-82

AP	CU Record
Nov. 18 16	0-0
Nov. 29 17	2-1
Dec. 6 17	4-1

1983-84

AP	CU Record
Nov. 27 19	3-0
Dec. 4 15	5-0
Dec. 11 15	6-0
Dec. 18 17	7-1
Dec. 25 17	7-1
Jan. 1 18	8-2
Jan. 8 17	9-3
Jan. 15 14	11-3
Jan. 22 17	12-4
Jan. 29 14	15-4
Feb. 5 19	15-6
Feb. 12 17	17-6
Feb. 26 20	19-8

1987-88

AP	USA Today	CU Rec.
Feb. 22 20	25	19-6
Mar. 1 25	20-7	
Mar. 15 23	21-8	
Final 20	21-9	

1988-89

AP	USA Today	CU Rec.
Pre	24	
Jan. 9 20	24	8-3
Feb. 20 25	15-8	
Feb. 27 25	18-9	
Mar. 6 25	19-10	
Mar. 13 22	19-10	
Final 13	20-11	

1989-90

AP	USA Today	CU Rec.
Feb. 25 25	18-8	
Final 19	22-10	

1990-91

AP	USA Today	CU Rec.
Pre 21	20	
Nov. 27 19	18	2-0
Dec. 4 17	17	3-0
Dec. 11 16	14	5-0
Dec. 18 16	11-5	6-0
Dec. 25 19	18	7-1
Jan. 1 16	15	7-1
Jan. 8 12	13	9-1
Jan. 15 17	16	9-3
Jan. 22 21	20	10-5
Jan. 29 20	20	13-5
Feb. 5 19	20	15-5
Feb. 12 23	23	15-7
Feb. 19 24	NR	17-8
Mar. 5 22	25	21-9
Mar. 12 21	23	20-9
Final 21	8	21-10

1991-92

AP	USA Today	CU Rec.
Pre 20	19	
Nov. 26 22	NP	1-1
Dec. 3 20	16	3-1
Dec. 10 19	17	5-1
Dec. 17 18	16	6-1
Dec. 24 14	13	8-1
Dec. 31 12	11	8-1
Jan. 7 15	15	8-2
Jan. 14 17	17	9-3
Jan. 21 15	15	10-5
Jan. 28 15	16	12-5
Feb. 4 18	19	12-6
Feb. 11 23	23	14-7
Feb. 18 19	19	16-7
Feb. 25 19	18	17-8
Mar. 3 18	20	19-8
Mar. 10 20	20	20-9
Mar. 17 20	19	20-9
Final 20	19	21-10

1992-93

AP	USA Today	CU Rec.
Pre 25	NR	
Dec. 29 24	25	6-1
Jan. 5 19	20	7-1
Jan. 12 17	17	7-2
Jan. 19 18	18	9-3
Jan. 26 19	18	11-4
Feb. 2 19	19	13-4
Feb. 9 21	21	14-5
Feb. 16 20	19	15-6
Feb. 23 24	24	15-8

1993-94

AP	USA Today	CU Rec.
Final NR	22	20-10

1995-96

AP	USA Today	CU Rec.
Jan. 9 23	23	11-0
Jan. 16 24	24	11-1
Jan. 23 18	19	13-1
Jan. 30 17	18	14-2
Feb. 6 18	18	16-3
Feb. 13 19	20	17-4
Feb. 20 16	17	19-5

Feb. 27 22	20	19-7
Mar. 4 15	14	22-7
Mar. 11 14	14	22-7
Final 14	17	23-8

1996-97

AP	USA Today	CU Rec.
Pre NR	23	
Nov. 18 25	24	
Nov. 25 24	25	1-0
Dec. 2 20	21	2-0
Dec. 9 22	23	3-1
Dec. 16 22	22	4-1
Dec. 23 21	18	7-1
Dec. 30 21	15	9-1
Jan. 6 20	16	10-2
Jan. 13 12	11	13-2
Jan. 20 10	10	14-2
Jan. 27 17	15	14-4
Feb. 3 19	18	14-6
Feb. 10 22	21	15-7
Feb. 17 21	22	16-8
Feb. 24 22	25	17-9
Mar. 3 21	21	19-10
Mar. 10 21	22	19-10
Final 21	25	19-11

1997-98

AP	USA Today	CU Rec.
Jan. 13 23	23	13-3
Jan. 20 19	22	14-3
Jan. 27 21	22	15-4
Feb. 2 22	21	16-5
Feb. 9 21	21	17-6
Feb. 16 19	19	20-6
Feb. 23 16	17	22-6
Mar. 2 14	14	24-7
Mar. 9 14	14	24-7
Final 14	21	25-8

1998-99

AP	USA Today	CU Rec.
Nov. 30 25	24	4-0
Dec. 7 15	14	7-0
Dec. 14 14	12	7-0
Dec. 21 11	11	10-0
Dec. 28 10	10	10-0
Jan. 4 12	10	11-1
Jan. 11 16	12	13-2
Jan. 18 16	16	14-3
Jan. 25 15	15	16-3
Feb. 1 17	18	17-4
Feb. 8 19	19	18-5
Feb. 15 14	16	20-5
Feb. 22 16	16	21-5
Mar. 1 13	13	23-5
Mar. 8 10	10	24-5
Final T10	13	26-6

2000-01

AP	USA Today	CU Rec.
Dec. 26 20	23	8-2
Jan. 1 18	23	10-2
Jan. 8 16	19	11-3
Jan. 15 20	20	12-4
Jan. 22 15	16	15-4
Jan. 29 17	17	15-5
Feb. 5 25	22	15-7
Feb. 12 NR	22	16-8
Feb. 19 NR	22	17-8
Feb. 26 25	19	19-8
Mar. 5 23	19	20-9
Mar. 12 22	18	20-9
Mar. 19 19	NR	21-10
Final 22	NR	21-10

Clemson in Final Polls

Year	AP	USA Today
1981	20	-

1988	-	20
1989	-	13
1990	-	19
1991	21	8
1992	20	19
1994	-	22
1996	14	17
1997	21	25
1998	14	21
1999	T10	13
2001	22	22

Clemson's Poll Notes**Associated Press**

- The Lady Tigers have been ranked a total of 148 times.
- Clemson has been ranked at least once in 17 different seasons.
- The highest Clemson has been ranked according to the AP poll was 10th on January 20, 1997, Dec. 28, 1998, and March 8, 1999.
- Clemson was ranked 18 consecutive weeks during the 1991-92 and 1996-97 seasons, the most ever for the Lady Tigers.
- The Lady Tigers have a record of 67-188 against teams ranked in the AP Top 25.
- Clemson has finished in the final AP poll eight times.

USA Today

- Clemson has been ranked a total of 127 times in the USA Today poll, including 11 final polls.
- The Lady Tigers finished the 1990-91 season ranked eighth in the USA Today poll for the school's highest ranking.
- The Lady Tigers were ranked in 19 USA Today polls in both the 1991-92 and 1996-97 seasons. This is the most times a Clemson team has been ranked by the USA Today poll in one season.

Clemson's Record Against AP Top-25 Teams

Rank	Overall	Home
1.	2-15	1-3
2.	4-15	4-8
3.	3-13	2-5
4.	0-15	0-5
5.	4-14	3-4
6.	2-9	1-1
7.	6-7	6-1
8.	3-11	1-4
9.	5-13	3-4
10.	2-15	2-7
11.	5-12	3-6
12.	4-20	1-7
13.	6-9	5-3
14.	2-11	1-3
15.	3-10	3-1
16.	6-9	2-5
17.	2-7	2-0
18.	2-8	2-3
19.	3-7	1-3
20.	1-11	1-4
21.	1-7	0-3
22.	1-4	1-1
23.	2-4	1-3

Clemson's Four-Year Starters

Melinda (Hall) Ashworth	1982-1986
Kerry Boyatt	1990-1993
Peggy Caple	1982-1985
Mary Anne Cubelic	1979-1993
Danielle Edwards	2015-2019
Amanda (White) Frist	2002-2006
Louise Greenwood	1986-1989
Lele Hardy	2006-2010
Barbara Kennedy	1978-1982
Janet Knight	1983-1986
Bobbie Mims	1977-1980

1975-76 (14-11)

AIAW Region II Tournament

F	Janice Flatt	5-11	FR	7.4 ppg (13)
F	Doll Eadon	5-9	JR	11.9 ppg (24)
C	Janet Forester	5-11	FR	22.8 ppg (24)
G	Vicki Burton	5-6	JR	11.9 ppg (24)
G	Sandy Ruff	5-7	SO	3.8 ppg (6)

1976-77 (22-9)

AIAW Region II Tournament

F	Donna Forester	5-9	JR	19.7 ppg (31)
F	Janet Forester	5-11	SO	14.9 ppg (28)
C	Kathy Wilson	6-0	FR	6.9 ppg (16)
G	Doll Eadon	5-9	SR	5.9 ppg (29)
G	Bobbie Mims	5-6	FR	11.1 ppg (26)

1977-78 (21-11)

AIAW Region II Tournament

F	Donna Forester	5-9	SR	20.6 ppg (32)
F	Cissy Bristol	5-9	FR	14.2 ppg (32)
C	Gretchen Becker	6-0	FR	12.7 ppg (30)
G	Bobbie Mims	5-6	SO	12.7 ppg (32)
G	Drema Greer	5-4	JR	6.6 ppg (31)
Top Subs:				
	Kathy Wilson	6-0	SO	6.3 ppg
	Debra Buford	5-10	FR	6.3 ppg

1978-79 (20-10)

Lady Tiger Invitational Champions

AIAW Region II Tournament

F	Debra Buford	5-10	SO	8.4 ppg (20)
F	Annette Wise	5-10	FR	8.7 ppg (17)
C	Barbara Kennedy	6-0	FR	18.7 ppg (20)
G	Drema Greer	5-4	SR	6.2 ppg (30)
G	Bobbie Mims	5-6	JR	13.5 ppg (30)
Top Sub:				
	Cissy Bristol	5-9	SO	15.1 ppg

1979-80 (24-12)

Carolina Christmas Classic Champions

Lady Tiger Invitational Champions

AIAW Region II Tournament

National Women's Invitational Tournament

F	Barbara Kennedy	6-0	SO	23.7 ppg (36)
F	Annette Wise	5-10	SO	5.3 ppg (19)
C	Sheila Cobb	6-0	FR	11.6 ppg (36)
G	Bobbie Mims	5-6	SR	8.9 ppg (33)
G	Mary Anne Cubelic	5-9	FR	9.9 ppg (21)
Top Subs:				
	Cissy Bristol	5-9	JR	8.1 ppg
	Debra Buford	5-10	JR	5.5 ppg

1980-81 (23-8)

Associated Press Final Ranking-20th

Lady Tiger Invitational Champions

6-1 ACC, Regular Season Champions

AIAW Region II Tournament

F	Barbara Kennedy	6-0	JR	26.2 ppg (31)
F	Annette Wise	5-10	JR	8.9 ppg (28)
C	Gretchen Becker	6-0	SR	5.2 ppg (15)
G	Debra Buford	5-10	SR	8.6 ppg (26)
G	Mary Anne Cubelic	5-9	SO	8.5 ppg (17)
Top Subs:				
	Barbara Schmauch	6-0	SR	6.2 ppg
	Jennie Lyerly	5-5	JR	5.5 ppg

1981-82 (21-12)

ACC Tournament Finalist

NCAA Tournament Participant

South Florida Invitational Champions

F	Barbara Kennedy	6-0	SR	29.3 ppg (31)
F	Cissy Bristol	5-9	SR	10.2 ppg (21)

C	Peggy Caple	6-4	FR	6.0 ppg (27)
G	Mary Anne Cubelic	5-9	JR	17.1 ppg (32)
G	Jennie Lyerly	5-5	SR	3.7 ppg (24)

Top Subs:

	Celia Slater	5-9	SO	3.7 ppg
	Denise Marshall	5-5	SO	3.9 ppg
	Donna Cannady	6-2	JR	2.8 ppg

1982-83 (12-17)

F	Jacqui Jones	6-2	FR	12.1 ppg (27)
F	Janet Knight	5-11	FR	11.4 ppg (18)
C	Peggy Caple	6-4	SO	12.7 ppg (29)
G	Mary Anne Cubelic	5-9	SR	14.4 ppg (29)
G	Melinda Ashworth	5-7	FR	4.4 ppg (16)

Top Subs:

	Cynthia Austin	5-8	JR	6.9 ppg
	Denise Marshall	5-5	JR	5.1 ppg

1983-84 (21-10)

Queen's Classic Champions

National Women's Invitational Tournament- 3rd Place

F	Janet Knight	5-11	SO	17.1 ppg (30)
F	Sandy Bishop	6-2	JR	12.1 ppg (10)
C	Peggy Caple	6-4	JR	10.2 ppg (30)
G	Denise Marshall	5-5	SR	10.9 ppg (31)
G	Melinda Ashworth	5-7	SO	4.1 ppg (26)

Top Subs:

	Julie Brickley	6-3	FR	7.3 ppg
	Jacqui Jones	6-0	SO	15.7 ppg

1984-85 (18-9)

Nebraska Invitational Champions

F	Janet Knight	5-11	JR	20.1 ppg (27)
F	Sandy Bishop	6-2	SR	16.8 ppg (27)
C	Peggy Caple	6-4	SR	11.0 ppg (27)
G	Melinda Ashworth	5-7	JR	13.6 ppg (27)
G	Susan Fehling	5-11	SO	3.0 ppg (27)

Top Subs:

	Julie Brickley	6-3	SO	8.5 ppg
	Cheryl Nix	5-7	FR	1.9 ppg

1985-86 (12-16)

F	Janet Knight	5-11	SR	14.5 ppg (24)
F	Julie Brickley	6-3	JR	13.8 ppg (23)
C	Louise Greenwood	6-3	FR	7.4 ppg (24)
G	Melinda Ashworth	5-7	SR	15.3 ppg (25)
G	Nickey Lynch	5-9	JR	5.1 ppg (15)

Top Subs:

	Cheryl Nix	5-7	SO	3.4 ppg
	Karen Ann Jenkins	6-0	FR	11.5 ppg

1986-87 (7-21)

F	Karen Ann Jenkins	6-0	SO	18.0 ppg (26)
F	Nickey Lynch	5-8	SR	14.8 ppg (27)
C	Louise Greenwood	6-3	SO	11.2 ppg (26)
G	Cheryl Nix	5-7	JR	10.8 ppg (28)
G	Renee Williams	5-5	JR	3.9 ppg (17)

Top Subs:

	Ramona O'Neal	5-8	SO	6.8 ppg
	Jena Barnett	6-0	SO	2.4 ppg.

1987-88 (21-9)

#20 Final USA Today Ranking

Georgia Southern Invitational Champions

NCAA Tournament Participant

F	Karen Ann Jenkins	6-0	JR	13.9 ppg (29)
F	Ramona O'Neal	5-8	JR	9.8 ppg (28)
C	Louise Greenwood	6-3	JR	12.1 ppg (18)
G	Cheryl Nix	5-7	SR	10.6 ppg (20)
G	Susan Fehling	5-10	SR	3.0 ppg (28)

Top Subs:

	Michelle Bryant	6-1	JR	12.3 ppg
	Renee Williams	5-5	SR	3.0 ppg

1988-89 (20-11)

#13 Final USA Today Ranking

St. Peter's Tournament Champions

NCAA Tournament Final 16

F	Karen Ann Jenkins	6-0	SR	10.8 ppg (13)
F	Michelle Bryant	6-1	SR	13.6 ppg (24)
C	Louise Greenwood	6-3	SR	14.8 ppg (24)
G	Ramona O'Neal	5-8	SR	12.5 ppg (31)
G	Becky Hollaway	5-7	SR	9.1 ppg (28)

Top Subs:

	Courtney Johnson	5-10	FR	4.0 ppg
	Peggy Sells	5-6	SO	2.6 ppg
	Lisa Brown	5-11	JR	4.6 ppg

1989-90 (22-10)

#19 Final USA Today Ranking

Brigham Young Invitational Champions

NCAA Tournament Final 16

F	Shandy Bryan	6-2	FR	9.7 ppg (13)
F	Courtney Johnson	5-10	SO	8.3 ppg (22)
C	Jackie Farmer	6-4	JR	10.7 ppg (24)
G	Peggy Sells	5-6	JR	4.4 ppg (25)
G	Kerry Boyatt	5-10	FR	15.3 ppg (22)

Top Subs:

	Imani Wilson	6-2	FR	6.9 ppg
	Lisa Brown	5-11	SR	4.6 ppg

1990-91 (22-11)

#9 Final USA Today Ranking

#21 Final Associated Press Ranking

Kansas State Tournament Champions

NCAA Tournament Final 8

ACC Tournament Finalist

F	Courtney Johnson	5-10	JR	5.3 ppg (19)
F	Kerry Boyatt	5-10	SO	11.7 ppg (20)
C	Jackie Farmer	6-4	SR	13.4 ppg (25)
G	Cheron Wells	5-6	JR	14.1 ppg (27)
G	Jackie Mattress	5-6	SR	3.7 ppg (22)

Top Subs:

	Melissa Miller	6-1	SR	3.6 ppg
	Peggy Sells	5-6	SR	3.0 ppg
	Shandy Bryan	6-2	SO	10.7 ppg

1991-92 (21-10)

#19 Final USA Today Ranking

#20 Final Associated Press Ranking

South Florida Tournament Champions

NCAA Tournament Participant

F	Kerry Boyatt	5-10	JR	10.5 ppg (22)
F	Rhonda Jackson	6-1	JR	6.0 ppg (15)
C	Shandy Bryan	6-2	JR	13.1 ppg (29)
G	Courtney Johnson	5-10	SR	7.5 ppg (31)
G	Cheron Wells	5-6	SR	15.0 ppg (31)

Top Subs:

	Dana Puckett	5-7	SO	6.3 ppg
	Tara Saunooke	5-6	FR	8.4 ppg

1992-93 (19-11)

Alabama Tournament Champions

Rutgers/ Bell-Atlantic Champions

NCAA Tournament Participant

F	Shandy Bryan	6-2	SR	18.7 ppg (30)
F	Kerry Boyatt	5-10	SR	9.1 ppg (24)
C	Rhonda Jackson	6-1	SR	6.3 ppg (17)
G	Dana Puckett	5-7	JR	6.8 ppg (27)
G	Rema Miller	5-7	SR	7.9 ppg (18)

Top Sub:

	Tara Saunooke	5-6	SO	10.2 ppg
--	---------------	-----	----	----------

1993-94 (20-10)

#22 Final USA Today Ranking

NCAA Tournament Participant

F	Renee Rayton	6-0	JR	5.9 ppg (21)
F	Dawn Stewart	6-1	FR	8.3 ppg (21)
C	Jessica Barr	6-2	SR	19.8 ppg (30)
G	Dana Puckett	5-7	SR	6.0 ppg (30)
G	Tara Saunooke	5-6	JR	11.4 ppg (28)

Top Subs:

	Calesha Corder	5-7	SO	5.3 ppg
	Laura Cottrell	6-1	FR	4.0 ppg
	Jaci Stimson	6-3	FR	6.3 ppg

1994-95 (21-11)

Northern Lights Invitational Champions

National Women's Invitational Tournament

Consolation Champions

F	Tara Saunooke	5-6	SR	17.8 ppg (32)
F	Laura Cottrell	6-1	SO	12.4 ppg (25)
C	Jaci Stimson	6-3	SO	7.2 ppg (19)
G	Stephanie Ridgeway	5-8	JR	12.9 ppg (19)
G	Angie Salyer	5-9	SO	4.6 ppg (23)

Top Subs:

	Jeanette Davis	6-2	FR	5.8 ppg
	Dory Kidd	5-10	JR	5.4 ppg
	Kerri Thomas	6-3	FR	3.8 ppg

1995-96 (23-8)

#14 Final Associated Press Ranking

Atlantic Coast Conference Champions

Texas-Arlington Tournament Champions

NCAA Tournament Participant

F	Dory Kidd	5-10	SR	5.2 ppg (28)
F	Laura Cottrell	6-1	JR	10.9 ppg (26)
C	Jaci Stimson	6-3	JR	8.7 ppg (24)
G	Stephanie Ridgeway	5-8	SR	15.3 ppg (30)
G	Angie Salyer	5-9	JR	1.9 ppg (20)
Top Subs:				
	Jeanette Davis	6-2	SO	6.0 ppg
	Amy Geren	5-11	FR	10.0 ppg
	Ito Umoh	5-7	FR	7.2 ppg

1996-97 (19-11)

#21 Final Associated Press Ranking

#25 Final USA Today Ranking

Boise State Tournament Champions

Dartmouth Tournament Champions

NCAA Tournament Participant

F	Jeanette Davis	6-2	JR	6.6 ppg (23)
F	Laura Cottrell	6-1	SR	9.3 ppg (21)
C	Jaci Stimson	6-3	SR	8.9 ppg (20)
G	Angie Salyer	5-9	SR	0.7 ppg (15)
G	Ito Umoh	5-7	SO	13.0 ppg (28)
Top Subs:				
	Natasha Anderson	6-0	SO	6.6 ppg
	Calesha Corder	5-7	SR	4.5 ppg
	Amy Geren	5-11	SO	7.3 ppg

1997-98 (25-8)

#14 Final Associated Press Ranking

#21 Final USA Today Ranking

Bahamas Shootout Tournament Champions

NCAA Tournament Participant

F	Jeanette Davis	6-2	SR	5.6 ppg (27)
F	Nikki Blassingame	6-3	JR	7.4 ppg (14)
C	Kerri Thomas	6-4	SR	6.2 ppg (29)
G	Amy Geren	5-11	JR	13.5 ppg (29)
G	Ito Umoh	5-7	JR	12.0 ppg (33)
Top Subs:				
	Natasha Anderson	6-0	JR	9.9 ppg
	Erin Bath	6-2	FR	3.4 ppg
	Jennifer Davis	6-1	SR	3.1 ppg
	Andrea Gaines	5-8	FR	3.5 ppg

1998-99 (26-6)

#10 Final Associated Press Ranking

#13 Final USA Today Ranking

Atlantic Coast Conference Champions

NCAA Tournament Final 16

F	Natasha Anderson	6-0	SR	13.0 ppg (32)
F	Nikki Blassingame	6-3	SR	10.2 ppg (32)
C	Erin Bath	6-4	SO	7.6 ppg (19)
G	Amy Geren	5-11	JR	13.5 ppg (32)
G	Ito Umoh	5-7	SR	12.5 ppg (32)
Top Subs:				
	Joanie Mungro	6-2	JR	4.6 ppg
	Amirah Leonard	5-8	JR	2.8 ppg
	Nuria Forn	6-1	SO	3.2 ppg
	Angie Cossey	5-7	JR	2.4 ppg

1999-2000 (19-12)

NCAA Tournament Participant

F	Erin Bath	6-4	JR	9.3 ppg (20)
F	Nuria Forn	6-1	JR	7.2 ppg (30)
C	Joanie Mungro	6-2	SR	6.0 ppg (24)
G	Angie Cossey	5-7	SR	9.2 ppg (21)
G	Krystal Scott	5-8	SO	9.0 ppg (29)
Top Subs:				
	Datishella Byrd	6-1	SR	5.4 ppg
	Chrissy Floyd	5-9	FR	12.3 ppg
	Amirah Leonard	5-8	SR	4.2 ppg

2000-01 (21-10)

NCAA Tournament Participant

#22 Final Associated Press Ranking

#22 Final USA Today Ranking

F	Marci Glenney	5-11	JR	9.6 ppg (29)
F	Nuria Forn	6-1	SR	8.2 ppg (29)
C	Erin Bath	6-4	SR	12.1 ppg (30)
G	Chrissy Floyd	5-9	SO	16.9 ppg (31)
G	Krystal Scott	5-8	JR	9.8 ppg (29)
Top Subs:				
	Andrea Gaines	5-9	SR	2.3 ppg
	Julie Aderhold	5-11	FR	5.5 ppg
	Maggie Slosser	6-2	FR	2.8 ppg

2001-02 (17-12)

NCAA Tournament Participant

F	Marci Glenney	5-11	SR	9.7 ppg (26)
F	Julie Aderhold	5-11	SO	6.5 ppg (15)
C	Maggie Slosser	6-2	SO	6.4 ppg (22)
G	Chrissy Floyd	5-9	JR	18.2 ppg (29)
G	Krystal Scott	5-8	SR	10.4 ppg (28)
Top Subs:				
	Leah Roper	5-11	JR	5.5 ppg
	Lakeia Stokes	6-0	SO	5.8 ppg
	Kanetra Queen	5-8	SO	1.5 ppg

2002-03 (14-15)

WNIT Participant

F	Maggie Slosser	6-2	JR	5.5 ppg (14)
F	Julie Aderhold	5-11	JR	8.0 ppg (13)
C	Amanda White	6-4	FR	7.0 ppg (28)
G	Chrissy Floyd	5-9	SR	17.4 ppg (29)
G	Kanetra Queen	5-8	JR	3.3 ppg (26)
Top Subs:				
	Leah Roper	5-11	SR	4.7 ppg
	Lakeia Stokes	6-0	JR	8.3 ppg
	Khaili Sanders	6-3	FR	5.8 ppg

2003-04 (17-12)

F	Lakeia Stokes	6-0	SR	17.0 ppg (29)
F	Maggie Slosser	6-2	SR	9.1 ppg (29)
C	Amanda White	6-4	SO	6.2 ppg (24)
G	Julie Aderhold	5-11	SR	9.4 ppg (29)
G	Julie Talley	5-6	SO	7.6 ppg (20)
Top Subs:				
	Khaili Sanders	6-3	SO	6.4 ppg
	Kanetra Queen	5-8	SR	4.2 ppg
	Carrie Whitehurst	6-0	FR	4.1 ppg

2004-05 (8-20)

F	Lauren Allen	6-2	JR	2.1 ppg (12)
C	Amanda White	6-4	JR	7.7 ppg (25)
G	Reggie Maddox	5-9	JR	9.5 ppg (26)
G	Julie Talley	5-6	JR	6.7 ppg (20)
G	Tasha Taylor	5-9	FR	4.6 ppg (13)
Top Subs:				
	D'Lesha Lloyd	6-0	FR	8.6 ppg
	Tasha Phillips	5-9	JR	8.0 ppg
	Maxienne White	6-1	FR	4.3 ppg

2005-06 (8-21)

F	Maxienne White	6-1	SO	11.0 ppg (20)
C	Amanda Frist	6-4	SR	10.7 ppg (29)
G	Tasha Phillips	5-9	SR	9.3 ppg (14)
G	Julie Talley	5-6	SR	8.6 ppg (25)
G	Tasha Taylor	7-6	SO	7.6 ppg (29)
Top Subs:				
	Adrianne Bradshaw	6-4	SO	5.6 ppg
	D'Lesha Lloyd	6-0	SO	5.3 ppg
	Susan Yenser	5-11	FR	5.1 ppg

2006-07 (12-18)

F	D'Lesha Lloyd	6-0	JR	14.4 ppg (29)
F	Lele Hardy	5-10	FR	11.6 ppg (30)
C	Moreemi Davis	6-3	SO	5.6 ppg (25)
G	Tasha Taylor	5-9	JR	11.9 ppg (29)
G	Christy Brown	5-6	FR	7.8 ppg (29)
Top Subs:				
	Susan Yenser	5-11	SO	5.7 ppg
	Adrianne Bradshaw	6-4	JR	4.0 ppg
	Carrie Whitehurst	6-0	SR	5.0 ppg
	Morganne Campbell	5-8	FR	4.5 ppg

2007-08 (12-19)

Coors Classic Tournament Champions

F	D'Lesha Lloyd	6-0	SR	9.0 ppg (23)
F	Lele Hardy	5-10	SO	8.8 ppg (29)
C	Moreemi Davis	6-3	JR	4.1 ppg (23)
G	Christy Brown	5-6	SO	8.7 (28)
G	Morganne Campbell	5-8	SO	8.5 (28)
Top Subs:				
	Sthefany Thomas	5-9	FR	8.0 ppg
	Whitney Hood	6-2	FR	5.7 ppg
	Kirstyn Wright	5-11	FR	5.0 ppg

2008-09 (14-17)

Washington Husky Classic Champions

F	Lele Hardy	5-10	JR	16.2 ppg (31)
F	Jasmine Tate	6-1	SO	3.6 ppg (17)
C	April Parker	6-2	JR	5.8 ppg (27)
G	Christy Brown	5-6	JR	3.7 ppg (16)
G	Tasha Taylor	5-9	SR	4.9 ppg (22)
Top Subs:				
	Sthefany Thomas	5-9	SO	8.1 ppg
	Whitney Hood	6-2	SO	7.2 ppg
	Kirstyn Wright	5-11	SO	4.4 ppg

2009-10 (13-18)

F	Lele Hardy	5-10	SR	14.4 ppg (31)
F	April Parker	6-2	SR	3.6 ppg (20)
C	Shaniqua Pauldo	6-2	SO	11.4 ppg (31)
G	Christy Brown	5-6	SR	3.5 ppg (13)
G	Keyrra Gillespie	5-7	FR	4.4 ppg (27)
Top Subs:				
	Sthefany Thomas	5-9	JR	8.4 ppg
	Lindsey Mason	6-3	SO	4.7 ppg
	Jasmine Tate	6-2	JR	5.3 ppg

2010-11 (10-20)

F	Jasmine Tate	6-2	SR	6.9 ppg (29)
C	Shaniqua Pauldo	6-2	JR	8.7 ppg (17)
G	Kirstyn Wright	5-10	SR	12.2 ppg (23)
G	Sthefany Thomas	5-9	SR	11.8 ppg (30)
G	Bryelle Smith	5-8	JR	4.4 ppg (26)
Top Subs:				

Lindsey Mason	6-4	JR	6.0 ppg
Kelia Shelton	5-8	FR	4.9 ppg
Chancie Dunn	5-10	FR	3.3 ppg

2011-12 (6-22)

F	Quinyotta Pettaway	6-2	SO	9.1 ppg (24)
C	Lindsey Mason	6-4	SR	6.4 ppg (26)
G	Nikki Dixon	5-10	FR	12.4 ppg (27)
G	Chelsea Lindsay	5-7	FR	3.8 ppg (26)
*G	Kelly Gramlich	5-10	FR	6.9 ppg (15)
*G	Chancie Dunn	5-10	SO	5.1 ppg (15)
Top Subs:				
	Dunn/Gramlich			
	Shaniqua Pauldo	6-3	SR	8.0 ppg
	Natiece Ford	6-2	FR	2.8 ppg

2012-13 (9-21)

F	Quinyotta Pettaway	6-2	JR	10.8 ppg (29)
F	Natiece Ford	6-3	SO	4.4 ppg (22)
G	Nikki Dixon	5-10	SO	12.7 ppg (29)
G	Aisha Turner	5-8	FR	6.7 ppg (23)
G	Charmaine Tay	5-10	SO	3.7 ppg (18)
Top Subs:				
	Kelly Gramlich	5-10	SO	5.1 ppg
	Chancie Dunn	5-10	JR	4.0 ppg
	Nylah Jamison-Myers	6-3	FR	4.6 ppg

2013-14 (13-19)

G	Chancie Dunn	5-10	SR	7.7 (28)
G	Nikki Dixon	5-10	JR	13.7 ppg (19)
C	Nylah Jamison-Myers	6-3	SO	6.4 ppg (20)
G	Chelsea Lindsay	5-6	JR	5.0 ppg (32)
G	Jordan Gaillard	5-8	JR	1.6 ppg (17)
Top Subs:				
	Quinyotta Pettaway	6-2	SR	9.8 ppg
	Charmaine Tay	5-10	JR	8.2 ppg
	Kelly Gramlich	5-10	JR	7.6 ppg

2014-15 (9-21)

G	Shelbie Davenport	6-0	FR	8.6 ppg (20)
G	Cha'Nelle Perry	5-10	FR	6.7 ppg (23)
F	MaKayla Johnson	6-4	FR	2.7 ppg (18)
G	Tiffany Lewis	5-8	FR	8.4 ppg (17)
G	Chelsea Lindsay	5-6	SR	5.2 ppg (30)
Top Subs:				
	Nikki Dixon	5-10	SR	15.2 ppg
	Fran. Tagliapietra	5-9	FR	5.4 ppg
	Ivy Attkim	6-2	FR	2.5 ppg
	Paige Mosley	5-11	SO	1.7 ppg

2015-16 (4-26)

G	Aliyah Collier	5-9	FR	7.3 ppg (20)
G	Nelly Perry	5-10	SO	14.3 ppg (24)
F	Sirah Diarra	6-4	FR	3.0 ppg (14)
G	Victoria Cardaci	5-5	SO	6.1 ppg (24)
G	Danielle Edwards	5-7	FR	8.7 ppg (30)
Top Subs:				
	Paige Mosley	5-11	JR	4.8 ppg
	Alexis Carter	5-7	SO	4.8 ppg
	Gadson Lefft	6-1	FR	2.2 ppg
	MaKayla Johnson	6-4	SO	1.8 ppg

2016-17 (15-16)

G	Nelly Perry	5-10	JR	12.7 ppg (23)
G	Danielle Edwards	5-7	SO	9.7 ppg (31)
G	Alexis Carter	5-7	JR	5.0 ppg (19)
F	Ivy Attkim	6-2	JR	3.6 ppg (31)
F	Aliyah Collier	5-9	SO	10.0 ppg (20)
Top Subs:				
	Kobi Thornton	6-2	FR	9.0 ppg
	Jaia Alexander	5-9	FR	7.1 ppg
	Victoria Cardaci	5-5	JR	5.4 ppg
	Sirah Diarra	6-2	SO	1.5 ppg

A		
Aderhold, Julie	00-01, 01-02, 02-03, 03-04	
Alexander, Jaia	16-17, 17-18	
Allen, Lauren	02-03, 03-04, 04-05, 05-06	
Allen, Yoneko	99-00	
Anderson, Natasha	95-96, 96-97, 97-98, 98-99	
Andrew, Tia	01-02, 02-03	
Ashworth, Melinda (Hall)	82-83, 83-84, 84-85, 85-86	
Atkism, Ivy	14-15, 16-17, 17-18	
Auffray, Alexis	06-07	
Austin, Amy	85-86	
Austin, Cynthia	79-80, 82-83, 83-84	
B		
Ballard, Rose	87-88	
Barnett, Jena	85-86, 86-87, 87-88	
Barr, Jessica	92-93, 93-94	
Bathth, Erin	97-98, 98-99, 99-00, 00-01	
Bayer, Rose	81-82	
Bean, Carol Ann	87-88	
Becker, Gretchen	77-78, 78-79, 79-80, 80-81	
Bedenbaugh, Jan	75-76	
Bennett, Tylar	17-18, 18-19, 19-20, 20-21	
Bentley, Lynnette	83-84, 84-85	
Bethea, Georgia	75-76	
Bishop, Sandy	83-84, 84-85	
Black, Sally	76-77	
Blackmon, Monica	01-02, 02-03	
Blackney, Cookie	75-76	
Blackstock, Skylar	18-19, 19-20	
Blassingame, Nikki	95-96, 96-97, 97-98, 98-99	
Bowman, Renee	88-89	
Boyatt, Kerry	89-90, 90-91, 91-92, 92-93	
Bradshaw, Adrienne	04-05, 05-06, 06-07, 07-08	
Brake, Stephanie	76-77	
Brantley, Aja	04-05	
Brickley, Julie (Larson)	83-84, 84-85, 85-86, 86-87	
Bristol, Cissy	77-78, 78-79, 79-80, 81-82	
Brown, Christy	06-07, 07-08, 08-09, 09-10	
Brown, DeShawn	91-92	
Brown, Lisa	87-88, 88-89, 89-90	
Brunson, April	01-02	
Bryan, Shandy	89-90, 90-91, 91-92, 92-93	
Bryant, Michelle	87-88, 88-89, 90-91	
Buford, Debra	77-78, 78-79, 79-80, 80-81	
Burton, Vickie	75-76, 76-77	
Byars, Maria	79-80	
Byrd, Datishella	98-99, 99-00	
C		
Campbell, Morganne	06-07, 07-08, 08-09, 09-10	
Cannady, Donna	81-82	
Caple, Peggy	81-82, 82-83, 83-84, 84-85	
Cardaci, Victoria	14-15, 15-16, 16-17	
Carter, Alexis	14-15, 15-16, 16-17, 17-18	
Chatman, Sade	13-14	
Cherry, Nique	19-20, 20-21	
Clark, Serena	10-11	
Clegg, Camree	18-19	
Cobb, Sheila	79-80, 80-81, 81-82	
Collier, Aliyah	15-16, 16-17, 17-18, 18-19	
Compton, Catherine	99-00	
Corder, Calesha	92-93, 93-94, 94-95, 96-97	
Cossey, Angela	98-99, 99-00	
Costin, Karla	91-92	
Cotton, Chyna	16-17, 17-18, 18-19, 19-20	
Cottrell, Laura	93-94, 94-95, 95-96, 96-97	
Couch, Lauren	11-12	
Cowart, Donna	78-79	
Cranshaw, Kaitlyn	10-11	
Crowe, Heather	99-00, 00-01	
Cubelic, Mary Anne	79-80, 80-81, 81-82, 82-83	
D		
Daniels, Pam	82-83, 83-84	
Davenport, Shelby	14-15	
Davis, Jeanette	94-95, 95-96, 96-97, 97-98	
Davis, Jennifer	94-95, 95-96, 96-97, 97-98	
Davis, Moreemi	04-05, 06-07, 07-08	
Diara, Sirah	15-16, 16-17, 17-18	
Dixon, Nikki	11-12, 12-13, 13-14, 14-15	
Drew, Elizabeth	85-86	
Dunn, Chance	10-11, 11-12, 12-13, 13-14	
E		
Eadon, Doll	75-76, 76-77	
Edwards, Danielle	15-16, 16-17, 17-18, 18-19	
Ellenburg, Mary Nan	84-85	
Elliott, Gabby	20-21	
F		
Farmer, Jackie	89-90, 90-91	
Fehling, Susan	83-84, 84-85, 87-88	
Fitzsimmons, Peggy	83-84	
Fields, Siana	16-17, 17-18	
Flatt, Janice	75-76, 76-77	
Floyd, Chrissy	99-00, 00-01, 01-02, 02-03	
Ford, Natiece	11-12, 12-13	
G		
Forester, Donna	76-77, 77-78	
Forester, Janet	75-76, 76-77	
Forns, Marta	96-97, 97-98	
Forns, Nuria	97-98, 98-99, 99-00, 00-01	
Forrest, Donna	89-90, 90-91	
Frist, Amanda (White)	02-03, 03-04, 04-05, 05-06	
H		
Gaines, Andrea	97-98, 98-99, 99-00, 00-01	
Greenwood, Louise	85-86, 86-87, 87-88, 88-89	
Greer, Drema	77-78, 78-79	
Geist, Amy	84-85	
Geren, Amy	95-96, 96-97, 97-98, 98-99	
Gillespie, Keyrra	09-10	
Glenney, Marci	00-01, 01-02	
Goggans, Laurel	04-05	
Gramlich, Kelly	11-12, 12-13, 13-14	
I		
Hammett, Genevieve	11-12	
Hammond, Debbie	77-78, 78-79	
Hank, Hannah	19-20, 20-21	
Hardy, Lele	06-07, 07-08, 08-09, 09-10	
Harris, Abrea	13-14	
Hawkins, Deja	11-12, 12-13	
Hayes, Mikayla	18-19, 19-20, 20-21	
Hipp, Weronika	20-21	
Hollaway, Becky	85-86, 86-87, 87-88, 88-89	
Hood, Whitney	07-08, 08-09	
Hosendore, Taylor	18-19	
Howard, Shanna	88-89, 89-90, 90-91, 91-92	
Hume, Kathy	75-76	
J		
Jackson, Rhonda	91-92	
Jamison-Myers, Nyilah	12-13, 13-14	
Jenkins, Ashley	06-07	
Jenkins, Karen Ann	85-86, 86-87, 87-88, 88-89	
Johnson, Courtney	88-89, 89-90, 90-91, 91-92	
Johnson, MaKayla	14-15, 15-16, 16-17, 17-18	
Jones, Jacqui	82-83	
Justice, Jill	03-04	
K		
Kennedy, Barbara	78-79, 79-80, 80-81, 81-82	
Kidd, Dory	92-93, 93-94, 94-95, 95-96	
Knight, Janet	82-83, 83-84, 84-85, 85-86	
Korbutt, Tracy	84-85	
Kwange, Ade	91-92, 92-93	
L		
Lee, Princella	76-77	
Lee, Roxianne	77-78, 80-81	
Lefft, Gadson	15-16	
Leonard, Amirah	98-99, 99-00	
Lewis, Tiffany	14-15	
Lloyd, D'Leshia	04-05, 05-06, 06-07, 07-08	
Lindsay, Chelsea	11-12, 13-14, 14-15	
Loped, Isis	19-20	
Lyerly, Jenny	78-79, 79-80, 80-81, 81-82	
Lynch, Nickey	85-86, 86-87	
M		
Mason, Lindsey	08-09, 09-10, 10-11, 11-12	
McInerney, Katie	07-08	
McMillian, Michelle	78-79, 79-80	
McMinn, Morgan	09-10, 10-11	
McNeal, Danae	19-20, 20-21	
McPherson, Gigi	81-82	
McSwain, Maria	82-83	
Maddox, Reggie	04-05	
Marshall, Denise	80-81, 81-82, 82-83, 83-84	
Mattison, Miesha	98-99	
Mattress, Jackie	89-90, 90-91	
Meertens, Shania	19-20, 20-21	
Miller, Melissa	87-88, 88-89, 89-90, 90-91	
Miller, Rema	91-92, 92-93	
Mims, Bobbie	76-77, 77-78, 78-79, 79-80	
Mosley, Paige	13-14, 14-15, 15-16	
Moton, Jamine	99-00	
Mungro, Joanie	98-99, 99-00	
N		
Nix, Cheryl	84-85, 85-86, 86-87, 87-88	
O		
O'Neal, Ramona	85-86, 86-87, 87-88, 88-89	
Oraczewski, Debbie	82-83, 83-84	
P		
Papincak, Christynne	03-04	
Parker, April	07-08, 08-09, 09-10	
Parr, Evelyn	75-76	
Pauldo, Shaniqua	08-09, 09-10, 10-11, 11-12	
Paulling, Bette	76-77, 77-78	
Percy, Anette	96-97, 97-98	
Permar, Stephanie	03-04	
Perry, Nelly		14-15, 15-16, 16-17
Perry, Laura	76-77	
Peters, Angie	89-90, 90-91	
Pettaway, Quinyotta	10-11, 11-12, 12-13, 13-14	
Phillips, Tasha	04-05, 05-06	
Pinkstaff, Chelsey	08-09, 09-10	
Poston, Terri	86-87, 87-88	
Provo, Daneesha	14-15	
Puckett, Dana	90-91, 91-92, 92-93, 93-94	
Purvis, Keniece	16-17, 17-18, 18-19	
Q		
Queen, Kanetra	00-01, 01-02, 02-03, 03-04	
R		
Rayton, Renee	93-94, 94-95	
Reynolds, Susan	76-77, 77-78	
Rhoad, Alison	92-93, 93-94	
Ridgeway, Stephanie	94-95, 95-96	
Robinson, Amari	19-20, 20-21	
Roos, Morgan	15-16	
Roper, Leah	01-02, 02-03	
Ruff, Sandy	75-76, 76-77	
S		
Salyer, Angie	93-94, 94-95, 95-96, 96-97	
Sam, Autumn	95-96, 96-97	
Sanders, Khaili	02-03, 03-04, 04-05	
Saunooke, Tara	91-92, 92-93, 93-94, 94-95	
Schmauch, Barbara	79-80, 80-81	
Scott, Krystal	98-99, 99-00, 00-01, 01-02	
Sells, Peggy	87-88, 88-89, 89-90, 90-91	
Shafer, Lacey	01-02, 02-03, 03-04, 04-05	
Shedd, Susan	75-76	
Shelton, Kelia	10-11	
Slater, Celia	80-81, 81-82	
Slosser, Maggie	00-01, 01-02, 02-03, 03-04	
Smith, Byelle	08-09, 09-10, 10-11	
Sommers, Cynthia	78-79	
Spackman, Chris	86-87	
Spray, Emily	06-07	
Spray, Kendall	18-19, 19-20, 20-21	
Stachelek, Kayce	16-17	
Staebell, Brook	94-95	
Stephens, Kim	88-89, 89-90, 90-91, 91-92	
Stewart, Dawn	93-94	
Sticker, Kaylee	19-20	
Stimson, Jaci	93-94, 94-95, 95-96, 96-97	
Stokes, Jennifer	82-83	
Stokes, Lakeia	00-01, 01-02, 02-03, 03-04	
Stone, Penny	80-81, 81-82	
Swygert, Ray	77-78	
T		
Tagliapietra, Francesca	14-15	
Talley, Julie	02-03, 03-04, 04-05, 05-06	
Tate, Jasmine	07-08, 08-09, 09-10, 10-11	
Tay, Charmaine	12-13, 13-14	
Taylor, Tasha	04-05, 05-06, 06-07, 08-09	
Thomas, Destiny	17-18, 18-19, 19-20, 20-21	
Thomas, Kerri	94-95, 95-96, 96-97, 97-98	
Thomas, Sthefany	07-08, 08-09, 09-10, 10-11	
Thornton, Kobi	16-17, 17-18, 18-19, 19-20	
Tomlinson, Vicki	81-82	
Turner, Aisha	12-13	
U		
Umoh, Itoro	95-96, 96-97, 97-98, 98-99	
V		
Vasilas, Tabitha	01-02, 02-03	
W		
Washington, Delicia	19-20, 20-21	
Wells, Cheron	90-91, 91-92	
Welker, Lindsay	08-09, 09-10, 10-11	
Westbrook, Simone	18-19	
White, Maxienne	04-05, 05-06	
Whitehurst, Carrie	03-04, 04-05, 05-06, 06-07	
Williams, Renee	83-84, 84-85, 86-87, 87-88	
Wilson, Ashlee	09-10	
Wilson, Imani	89-90	
Wilson, Kathy	76-77, 77-78, 78-79, 79-80	
Wise, Annette	78-79, 79-80, 80-81, 82-83	
Wittstruck, Courtney	99-00	
Wright, Justice	14-15	
Wright, Kirstyn	07-08, 08-09, 09-10, 10-11	
Y		
Yarborough, Carol	75-76	
Yenser, Susan	05-06, 06-07	

Bold denotes current player

0	
Nelly Perry	2015-18

00	
Chelsey Pinkstaff	2008-10
Shelbie Davenport	2014-15
Delicia Washington	2019-pres.

1	
Maxienne White	2004-06
Charmaine Tay	2012-14
Tiffany Lewis	2014-15
Destiny Thomas	2017-pres.

2	
Alexis Auffray	2006-07
Chelsea Lindsay	2011-15
Jenise Stroyer	2017-18
Kaylee Sticker	2019-20

3	
Doll Eadon	1975-77
Maria McSwain	1982-83
Renee Williams	1983-88
Tasha Taylor	2004-06
Bryelle Smith	2007-11
Lauren Couch	2011-12
Abrea Harris	2013-14
Victoria Cardaci	2014-17
Kendall Spray	2018-pres.

4	
Bobbie Mims	1977-80
Janet Knight	1982-86
Shanna Howard	1988-92
Maggie Slosser	2000-04
Christy Brown	2006-10
Kaitlyn Cranshaw	2010-11
Weronika Hipp	2020-pres.

5	
Sheila Cobb	1979-82
Mary Nan Ellenberg	1984-85
Amy Austin	1985-86
Terri Poston	1986-88
Jamine Moton	1999-2000
Serena Clark	2010-11
Kelly Gramlich	2011-14
Alexis Carter	2014-15
Danielle Edwards	2015-2019
Amari Robinson	2019-pres.

10	
Georgia Bethea	1975-76
Sally Black	1976-77
Debra Buford	1977-81
Vicki Tomlinson	1981-82
Cheryl Nix	1984-88
Jackie Mattress	1989-91
Alison Rhoad	1992-94
Nuria Forns	1997-2001
Cara Singletary	2005-06
Kirstyn Wright	2007-11
Aisha Turner	2012-13
Francesca Tagliapietra	2014-18
Camreé Clegg	2018-19
Gabby Elliott	2020-pres.

11	
Susan Shedd	1975-76
Laura (Lawton) Perry	1976-77
Becky Hollaway	1985-89
Dana Puckett	1990-94
Courtney Wittstruck	1999-2000
April Brunson	2001-02
Lele Hardy	2006-10
Jonquel Jones	2012-13
Gadson Lefft	2015-16
Siana Fields	2016-18
Taylor Hosendove	2018-2019
Isis Lopes	2019-20

12	
Jan Bedenbaugh	1975-76
Cissy Bristol	1977-82
Sandy Bishop	1983-85
Peggy Sells	1987-91

Dory Kidd	1992-96
Krystal Scott	1998-2002
Julie Talley	2002-06
Tasha Taylor	2006-10
Quinyotta Pettaway	2010-14
MaKayla Johnson	2014-15
Aliyah Collier	2015-2019
Hannah Hank	2019-pres.

13	
Drema Greer	1977-79
Ramona O'Neal	1985-89
Kerry Boyatt	1989-93
Brook Staebell	1994-95
Andrea Gaines	1997-2001
Reggie Maddox	2004-05
Sade Chatman	2013-14
Daneesha Provo	2014-15

14	
Janet Forester	1975-77
Cindy Sommers	1978-79
Diane Pateckis	1980-81
Carol Ann Bean	1987-88
Courtney Johnson	1988-92
Marta Forns	1996-98
Laurel Goggans	2004-05
Katie McInernery	2007-08
Keyra Gillespie	2009-10
Paige Mosley	2013-16

15	
Ray Swygert	1977-78
Annette Wise	1978-83
Jessica Barr	1992-94
Marci Glenney	2000-02
Nyilah Jamison-Myers	2012-15
Jaia Alexander	2016-18

20	
Rose Bayer	1981-82
Aja Brantley	2004-05
Vicky Burton	1975-77
Tabitha Chambers	1993-94
Angie Cossey	1998-2000
Sirah Diarra	2015-18
Jordan Gaillard	2013-14
Melinda (Hall) Ashworth	1982-86
Michelle McMillan	1978-80
Kanetra Queen	2000-04
Penny Stone	1980-82
Cheron Wells	1990-92
Susan Yenser	2005-07
Simone Westbrook	2018-2019

21	
Evelyn Parr	1975-76
Donna Cowart	1978-79
Maria Byars	1979-80
Elizabeth Drew	1985-86
Imani Wilson	1989-90
Calesha Corder	1992-97
Lakeia Stokes	2000-01
Jill Justice	2003-04
April Parker	2007-10
Nikki Dixon	2011-15
MaKayla Johnson	2014-16
Kayce Stachelek	2016-17
Skylar Blackstock	2018-pres.

22	
Denise Marshall	1980-84
Susan Fehling	1983-88
Chris Spackman	1986-87
Angie Peters	1989-91
Angie Salyer	1993-97
Erin Batth	1997-2001
Lakeia Stokes	2001-04
Tasha Phillips	2004-06
Sthefany Thomas	2007-11
Genevieve Hammett	2011-12
Danaejah Grant	2012-13
Danae McNeal	2019-pres.

23	
Donna Forester	1976-78
Gigi McPherson	1981-82

Peggy Fitzsimmons	1983-84
Nickey Lynch	1985-87
Shandy Bryan	1989-93
Stephanie Ridgeway	1994-96
Amirah Leonard	1998-2000
Tabitha Vasilas	2001-03
D'Leshia Lloyd	2004-08
Chancie Dunn	2010-14

24	
Mitzi Gregg	1976-77
Debbi Hammond	1977-79
Jennifer Stokes	1982-83
Louise Greenwood	1985-89
Nikki Blassingame	1995-99
Lauren Allen	2002-06
Ashley Jenkins	2006-07
Jasmine Tate	2007-11
Ivy Atkism	2014-18
Mikayla Hayes	2018-pres.

25	
Celia Slater	1980-82
Jacqui Jones	1982-83
Tracy Korbutt	1984-85
Lisa Brown	1987-89
Rema Miller	1991-93
Itoero Umoh	1995-99
Catherine Compton	1999-2000
Khaili Sanders	2002-06
Whitney Hood	2007-09
Cha'nelle Perry	2014-15

30	
Cookie Blakney	1975-76
Sandy Ruff	1975-77
Roxianna Lee	1977-81
Barbara Schmauch	1979-81
Karen Ann Jenkins	1985-89
Julie Aderhold	2000-04
Moreemi Davis	2004-08
Deja Hawkins	2011-13

31	
Andi Ashmore	1975-76
Stephanie Brake	1976-77
Peggy Caple	1981-85
Jeanette Davis	1994-98
Yoneko Allen	1999-2000
Christynne Papincak	2003-04
Lindsey Mason	2008-12
Shania Murten	2019-pres.

32	
Janice Flatt	1975-77
Mary Anne Cubelic	1979-83
Lynette Bentley	1983-85
Ade Kwange	1991-93
Dawn Stewart	1993-94
Chrissy Floyd	1999-2003
Morganne Campbell	2006-10
Kelia Shelton	2010-11
Morgan Roos	2015-16
Chyna Cotton	2016-pres.

33	
Pam Daniels	1982-84
Amy Geist	1984-85
Rose Ballard	1987-88
Donna Forrest	1989-91
Karla Costin	1991-92
Amy Geren	1995-99
Leah Roper	2001-03
Carrie Whitehurst	2003-07
Lindsay Welker	2008-11
Alexis Carter	2015-18

34	
Kathy Hume	1975-76
Shereitha Clay	1986-87
Melissa Miller	1987-91
DeShawn Brown	1991-92
Laura Cottrell	1993-97
Heather Crowe	1999-2001
Lacey Shafer	2001-05
Morgan McMinn	2008-11
Natiece Ford	2011-13

Justice Wright	2014-16
----------------	---------

35	
Kerri Thomas	1994-98
Datishella Byrd	1998-2000
Lacey Shafer	2001-05
Nique Cherry	2019-pres.

40	
Debbie Oraczewski	1982-84
Rhonda Jackson	1991-92
Renee Rayton	1993-95

42	
Susan Reynolds	1976-78
Barbara Kennedy	1978-82

43	
Michelle Bryant	1987-91
Emily Spray	2006-08

44	
Bobbie Mims	1976-77
Gretchen Becker	1977-81
Donna Cannady	1981-82
Kim Stephens	1988-92
Autumn Sam	1995-97
Joanie Mungro	1998-2000
Amanda (White) Frist	2002-06
Shaniqua Pauldo	2008-12
Kobi Thornton	2016-pres.

45	
Jackie Farmer	1989-91
Anette Percy	1996-98

50	
Bette Paulling	1976-78
Jenny Lyerly	1978-82
Julie Larson-Brickley	1983-86
Natasha Anderson	1995-99
Tia Andrew	2001-03
Adrianne Bradshaw	2004-08

51	
Renee Bowman	1989-89

52	
Jena Barnett	1985-88
Tara Saunooke	1991-95
Monica Blackmon	2001-03
Stephanie Pernar	2003-04
Aneesah Daniels	2013-14

53	
Cynthia Austin	1979-84
Jennifer Davis	1994-98

54	
Princella Lee	1976-77
Jaci Stimson	1993-97

55	
Miesha Mattison	1998-99
Tylar Bennett	2017-pres.

Bold denotes current player

All-Americans

1981

Barbara Kennedy - Street and Smith All-American
Barbara Kennedy - Fast Break All-American

1982

Barbara Kennedy - Kodak All-American
Barbara Kennedy - WBCA All-American
Barbara Kennedy - Fast Break All-American (HM)
Barbara Kennedy - Basketball Weekly All-American
Barbara Kennedy - Women's Basketball News Service All-American (Second Team)

1983

Mary Anne Cubelic - Fast Break All-American (HM)
Jacqui Jones - Fast Break Freshman All-American

1985

Janet Knight - Fast Break (Third team)
Sandy Bishop - Fast Break (Honorable Mention)

1986

Melinda Ashworth - Fast Break (HM)

1988

Karen Ann Jenkins - Fast Break (HM)

1989

Michelle Bryant - Fast Break (Fourth Team)
Louise Greenwood - Fast Break (HM)

1990

Kerry Boyatt - Fast Break, Freshman All-American

1991

Jackie Farmer - Fast Break (Fourth Team)
Cheron Wells - Fast Break (Honorable Mention)

1992

Cheron Wells - Fast Break (Third Team)
Shandy Bryan - Fast Break (Honorable Mention)

1993

Shandy Bryan - Fast Break (Second Team)
Kerry Boyatt - Fast Break (Honorable Mention)
Jessica Barr - Fast Break (Honorable Mention)
Dana Puckett - Fast Break (Honorable Mention)

1994

Jessica Barr - WBCA All-American
Jessica Barr - Kodak All-American
Jessica Barr - Basketball America All-American

1999

Ito Umoh - Associated Press (HM)
Ito Umoh - Women's Basketball Journal (Defensive, Second Team)

2000

Erin Batth - Women's Basketball Journal (Defensive, Second Team)

2001

Erin Batth - Women's Basketball Journal (Defensive, Second Team)

2004

Maggie Slosser - National Strength Coaches Association

2007

Lele Hardy - GBAImag.com Young All-American

Region All-Americans

1981

Barbara Kennedy - Kodak Region III All-American

1982

Barbara Kennedy - Kodak Region III All-American

1993

Shandy Bryan - Kodak Region III All-American

1994

Jessica Barr - Kodak Region III All-American

1996

Stephanie Ridgeway - Kodak Region III All-American

1999

Ito Umoh - Kodak Region III All-American

2001

Chrissy Floyd - Kodak Region III All-American

2002

Chrissy Floyd - Kodak Region III All-American

2003

Chrissy Floyd - Kodak Region III All-American

2004

Lakeia Stokes - Kodak Region III All-American

Wade Trophy Nominees

1982

Barbara Kennedy

1994

Jessica Barr

NCAA Tournament All-Region Team

1991

Cheron Wells - East Regional All-Tournament

Jones Cup Intercontinental Team

1981

Barbara Kennedy - Silver Medal

United States National Team

1982

Barbara Kennedy

United States Pan-American Games

1999

Ito Umoh

World University Games

2001

Chrissy Floyd

FIBA World Championship Games

2006

Ito Umoh - Nigerian National Team

2007

Sthefany Thomas - Argentinean U20 National Team

Olympic Trials

1992

Cheron Wells - United States

2008

Sthefany Thomas - Argentina

Olympic Festival

1981

Coach Annie Tribble - National Olympic Festival/ South Squad (Gold Medal)

Summer Olympics Participant

2004

Ito Umoh - Nigerian National Team

National Three-Point Shooting Contest Champion

1999

Amy Geren

Sports Illustrated Player-Of-The-Week

Dec. 9-15, 1991

Shandy Bryan

WNBA Players

Erin Batth - Cleveland (drafted by in 2002); San Antonio (2004); Sacramento (2007)
Chrissy Floyd - Seattle (drafted by in 2003)
Ito Umoh - Houston (2003)

Allstate WBCA Good Works Team

2017

Ivy Atkinson

Current/Former Overseas Players

Natasha Anderson - Israel
Erin Batth - Greece; Turkey
Nikki Dixon - Spain; Romania
Chrissy Floyd - Greece
Nuria Fornes - Madrid
Andrea Gaines - Iceland
Marci Glenney - Denmark
Lele Hardy - Finland
Amirah Leonard - Denmark
D'Lesha Lloyd - Romania
Reggie Maddox - Holland
Quinyotta Pettaway - Czech Republic
Tasha Phillips - Romania
Khaili Sanders - Finland; Slovenia
Krystal Scott - Iceland
Lacey Shafer - Switzerland
Francesca Tagliapietra - Italy
Kerry Thomas - Israel
Sthefany Thomas - Argentina
Kirstyn Wright - Greece

BOLD names currently playing



Tournament Championships

1977-78

Clemson Lady Tiger Invitational - Clemson, SC

1978-79

Clemson Lady Tiger Invitational - Clemson, SC

1979-80

North Carolina Christmas Classic - Chapel Hill, NC
Clemson Lady Tiger Invitational - Clemson, SC

1980-81

Clemson Lady Tiger Invitational - Clemson, SC

1981-82

South Florida Invitational - Tampa, FL

1983-84

Wayland Baptist Queen's Classic - Plainview, TX

1984-85

Nebraska Invitational - Lincoln, NE

1987-88

Georgia Southern Classic - Statesboro, GA

1988-89

St. Peter's Invitational - Jersey City, NJ

1989-90

Brigham Young Invitational - Provo, UT

1990-91

Kansas State Invitational - Manhattan, KS

1991-92

South Florida Invitational - Tampa, FL

1992-93

Alabama Tournament - Tuscaloosa, AL
Rutgers Bell Atlantic Tournament - Piscataway, NJ

1994-95

Alaska Northern Lights Inv. - Anchorage, AK

1995-96

Texas Arlington Tournament - Arlington, TX
ACC Tournament - Rock Hill, SC

1996-97

Boise State Tournament - Boise, ID
Dartmouth Tournament - Hanover, NH

1997-98

Sun Splash Shootout - Nassau, Bahamas

1998-99

ACC Tournament - Charlotte, NC

2002-03

Sun Splash Shootout - Nassau, Bahamas

2007-08

Coors Classic - Boulder, CO

2008-09

Washington Husky Classic - Seattle, WA



Rhonda Jackson

Regular Season All-Tournament Selections

1977-78

Donna Forester - North Carolina Christmas Classic
Donna Forester, MVP - Clemson Lady Tiger Inv.
Kathy Wilson - Clemson Lady Tiger Invitational

1978-79

Bobbie Mims - North Carolina Christmas Classic
Cissy Bristol, MVP - Clemson Lady Tiger Inv.
Debra Buford - Clemson Lady Tiger Invitational

1979-80

Barbara Kennedy - North Carolina Christmas Classic
Sheila Cobb - Tennessee Tech Invitational
Barbara Kennedy - Tennessee Tech Invitational
Bobbie Mims, MVP - Clemson Lady Tiger Inv.
Barbara Kennedy - Clemson Lady Tiger Invitational
Barbara Kennedy - National Women's Inv. Tourn.

1980-81

Barbara Kennedy, MVP - Clemson Lady Tiger Inv.
Debra Buford - Clemson Lady Tiger Invitational

1981-82

Barbara Kennedy - Wayland Baptist Queens Classic
Cissy Bristol - Pittsburgh Classic
Barbara Kennedy - Pittsburgh Classic
Mary Anne Cubelic - S. Florida Lady Brahman Inv.
Barbara Kennedy - S. Florida Lady Brahman Inv.
Mary Ann Cubelic - Clemson Lady Tiger Invitational
Barbara Kennedy - Clemson Lady Tiger Invitational

1982-83

Denise Marshall - Clemson Lady Tiger Invitational
Janet Knight - East Carolina Lady Pirate Classic

1983-84

Janet Knight, MVP - Wayland Baptist Queen's Classic
Jacqui Jones - Wayland Baptist Queen's Classic
Janet Knight - Ohio State Buckeye Classic
Jacqui Jones - Ohio State Buckeye Classic
Janet Knight - National Women's Inv. Tournament

1984-85

Janet Knight, MVP - Nebraska Invitational

1985-86

Janet Knight - Kentucky Invitational

1987-88

Louise Greenwood, MVP - Georgia Southern Inv.
Michelle Bryant - Georgia Southern Invitational
Susan Fehling - Georgia Southern Invitational

1988-89

Ramona O'Neal - Western Kentucky Invitational
Lisa Brown - Middle Tennessee St. Invitational
Michelle Bryant - Middle Tennessee St. Invitational
Karen Ann Jenkins - St. Peter's Tournament
Ramona O'Neal - St. Peter's Tournament
Louise Greenwood, MVP - St. Peter's Tournament

1989-90

Jackie Farmer - DePaul Invitational
Imani Wilson - Brigham Young Tournament
Courtney Johnson, MVP - Brigham Young Tourn.

1990-91

Jackie Farmer - California Golden Bear Tourn.



Kathy Wilson

1991-92

Cheron Wells, MVP - Vanderbilt Tournament
Shandy Bryan - Vanderbilt Tournament
Cheron Wells, MVP - South Florida Tournament
Shandy Bryan - South Florida Tournament

1992-93

Dana Puckett - Alabama Tournament
Shandy Bryan, MVP - Alabama Tournament
Rhonda Jackson - Alabama Tournament
Shandy Bryan - Rutgers/Bell Atlantic Tournament
Dana Puckett - Rutgers/Bell Atlantic Tournament
Kerry Boyatt - Rutgers/Bell Atlantic Tournament

1993-94

Jessica Barr, MVP - Hilton Head Tournament
Tara Saunooke - Hilton Head Tournament
Jessica Barr - UNLV Tournament

1994-95

Tara Saunooke, MVP - Northern Lights Invitational
Laura Cottrell - Northern Lights Invitational
Stephanie Ridgeway - Northern Lights Invitational
Tara Saunooke - National Women's Inv. Tourn.

1995-96

Amy Geren - Texas Arlington Tournament
Stephanie Ridgeway, MVP - Texas Arlington Tourn.

1996-97

Laura Cottrell, MVP - Boise State Tournament
Jaci Stimson - Boise State Tournament
Ito Umo, MVP - Dartmouth Tournament
Jeanette Davis - Dartmouth Tournament

1997-98

Natasha Anderson, MVP - Bahamas Shootout
Ito Umo - Bahamas Shootout
Nikki Blassingame - Bahamas Shootout

1999-00

Amirah Leonard - Coaches vs. Cancer Tournament

2002-03

Chrissy Floyd, MVP - Bahamas Shootout
Lakeia Stokes - Bahamas Shootout

2003-04

Lakeia Stokes - Great Alaskan Shootout
Maggie Slosser - Great Alaskan Shootout

2005-06

Adrienne Bradshaw - BTI/WBCA Classic
Tasha Phillips - Lady Tiger Classic

2006-07

Lele Hardy - Dead River Company Classic
D'Lesha Lloyd - Dead River Company Classic

2007-08

April Parker, MVP - Coors Classic
Morganne Campbell - Coors Classic

2008-09

Lele Hardy, MVP - Husky Classic
Whitney Hood - Husky Classic

All-Atlantic Coast Conference

1978	Donna Forester	First Team
	Bobbie Mims	Second Team
1979	Cissy Bristol	First Team
	Barbara Kennedy	Second Team
1980	Barbara Kennedy	First Team
1981	Barbara Kennedy	First Team
1982	Barbara Kennedy	First Team
	Mary Ann Cubelic	First Team
1983	Mary Anne Cubelic	First Team
1984	Janet Knight	Second Team
	Jacqui Jones	Second Team
1985	Janet Knight	First Team
	Sandy Bishop	Second Team
1988	Karen Ann Jenkins	Second Team
1989	Louise Greenwood	Second Team
	Michelle Bryant	Second Team
1990	Kerry Boyatt	Second Team
1991	Jackie Farmer	Second Team
1992	Cheron Wells	Second Team
1993	Shandy Bryan	First Team
1994	Jessica Barr	First Team
1995	Tara Saunooke	First Team
1996	Stephanie Ridgeway	First Team
1997	Ito Umoh	Second Team
1998	Amy Geren	First Team
	Ito Umoh	Second Team
1999	Amy Geren	First Team
	Ito Umoh	First Team
2000	Chrissy Floyd	Second Team
	Angie Cossey	Third Team
2001	Chrissy Floyd	Second Team
	Erin Batth	Second Team
2002	Chrissy Floyd	First Team
	Marci Glenney	Third Team
2003	Chrissy Floyd	First Team
2004	Lakeia Stokes	First Team
2009	Lele Hardy	Third Team
2010	Lele Hardy	Second Team
2019	Kobi Thornton	Second Team

All-ACC Tournament Team

1978	Donna Forester	First Team
1981	Barbara Kennedy	First Team
1982	Barbara Kennedy	First Team
	Mary Anne Cubelic	First Team
1991	Cheron Wells	First Team
1993	Shandy Bryan	First Team
	Jessica Barr	First Team
1994	Jessica Barr	First Team
1995	Tara Saunooke	Second Team
1996	Laura Cottrell	First Team
	Stephanie Ridgeway	First Team
	Amy Geren	Second Team
	Jaci Stimson	Second Team
1997	Laura Cottrell	First Team
	Ito Umoh	First Team
	Natasha Anderson	Second Team
	Jaci Stimson	Second Team
1998	Ito Umoh	First Team
	Amy Geren	Second Team
	Natasha Anderson	Second Team
1999	Ito Umoh	First Team
	Amy Geren	Second Team
	Natasha Anderson	Second Team
	Nikki Blasingame	Second Team
2002	Chrissy Floyd	Second Team
2019	Aliyah Collier	Second Team

ACC Tournament MVP

1981	Barbara Kennedy
1982	Barbara Kennedy
1996	Laura Cottrell
1999	Ito Umoh

ACC Rookie-Of-The-Year

1979	Barbara Kennedy
1980	Sheila Cobb

1990	Kerry Boyatt
------	--------------

ACC Player-Of-The-Year

1994	Jessica Barr
------	--------------

ACC Coach-Of-The-Year

1990	Jim Davis
1994	Jim Davis
2019	Amanda Butler

ACC All-Freshman Team

1996	Amy Geren
2000	Chrissy Floyd
2003	Amanda White
2007	Christy Brown
2007	Lele Hardy
2012	Nikki Dixon
2017	Kobi Thornton

ACC All-Defensive Team

2000	Erin Batth
2001	Erin Batth
2002	Chrissy Floyd
2009	Lele Hardy
2010	Lele Hardy
2018	Danielle Edwards
2019	Danielle Edwards, Simone Westbrook

ACC Tournament Silver Anniversary Team

Barbara Kennedy
Laura Cottrell
Ito Umoh

ACC 50th Anniversary Team

Jessica Barr
Chrissy Floyd
Barbara Kennedy
Ito Umoh

Academic All-ACC

1998-99	Amy Geren
1999-00	Angie Cossey
2001-02	Kanetra Queen
2002-03	Kanetra Queen
2003-04	Kanetra Queen
2005-06	Amanda Frist
2010-11	Lindsey Mason
2011-12	Lindsey Mason, Kelly Gramlich
2012-13	Kelly Gramlich
2013-14	Kelly Gramlich
2014-15	Tiffany Lewis
2015-16	Danielle Edwards
2016-17	Danielle Edwards
2017-18	Danielle Edwards
2018-19	Danielle Edwards, Simone Westbrook

ACC Player-Of-The-Week

Feb. 18, 1985	Janet Knight
Feb. 10, 1987	Nickey Lynch
Feb. 24, 1987	Karen Ann Jenkins
Jan. 26, 1988	Louise Greenwood
Feb. 23, 1988	Cheryl Nix
Jan. 3, 1990	Louise Greenwood
Feb. 21, 1990	Michelle Bryant
Jan. 23, 1990	Kerry Boyatt
Dec. 17, 1990	Jackie Farmer
Jan. 7, 1991	Shandy Bryan
Dec. 17, 1991	Shandy Bryan
Jan. 27, 1992	Courtney Johnson
Feb. 17, 1992	Shandy Bryan
Feb. 1, 1993	Shandy Bryan
Jan. 17, 1994	Jessica Barr
Feb. 21, 1994	Jessica Barr
Feb. 13, 1995	Tara Saunooke
Feb. 19, 1996	Stephanie Ridgeway

Dec. 2, 1996	Ito Umoh
Dec. 15, 1997	Amy Geren
Jan. 5, 1998	Amy Geren
Dec. 21, 1998	Amy Geren
Dec. 11, 2000	Erin Batth
Jan. 22, 2001	Chrissy Floyd
Jan. 28, 2002	Marci Glenney
Dec. 16, 2002	Chrissy Floyd
Dec. 22, 2003	Lakeia Stokes
Jan. 12, 2004	Lakeia Stokes
Dec. 19, 2005	Maxienne White
Jan. 13, 2014	Nikki Dixon
Dec. 17, 2018	Simone Westbrook

ACC Rookie-Of-The-Week

Feb. 10, 1992	Tara Saunooke
Dec. 19, 1994	Jeanette Davis
Dec. 11, 1995	Ito Umoh
Jan. 8, 1996	Amy Geren
Jan. 22, 1996	Amy Geren
Jan. 17, 2000	Chrissy Floyd
Feb. 7, 2000	Chrissy Floyd
Dec. 30, 2002	Khaili Sanders
Jan. 10, 2002	Amanda White
Dec. 18, 2006	Lele Hardy
Feb. 19, 2007	Lele Hardy
Nov. 13, 2011	Nikki Dixon
Dec. 19, 2011	Kelly Gramlich
Jan. 29, 2012	Nikki Dixon
Feb. 5, 2012	Nikki Dixon
Dec. 17, 2012	Nyilah Jamison-Myers
Dec. 28, 2015	Danielle Edwards
Nov. 21, 2016	Kobi Thornton
Jan. 23, 2017	Jaia Alexander

ACC Academic Honor Roll

1982-83	Cynthia Austin
	Mary Anne Cubelic
	Janet Knight
1983-84	Susan Fehling
	Peggy Fitzsimmons
1984-85	Nan Ellenberg
	Susan Fehling
	Amy Geist
	Janet Knight
	Cheryl Nix
1985-86	Janet Knight
1986-87	Becky Hollaway
1987-88	Susan Fehling
	Becky Hollaway
1988-89	Becky Hollaway
	Courtney Johnson
1989-90	Kerry Boyatt
	Courtney Johnson
	Angie Peters
	Jackie Mattress
1990-91	Courtney Johnson
	Jackie Mattress
1991-92	Kerry Boyatt
	Shandy Bryan
	Shanna Howard
	Courtney Johnson
1992-93	Tara Saunooke
1993-94	Jessica Barr
	Renee Rayton
1994-95	Brook Staebell
	Renee Rayton
	Dory Kidd
1995-96	Natasha Anderson
	Autumn Sam
1996-97	Natasha Anderson
	Jeanette Davis
	Marta Forns
	Amy Geren
	Anette Percy
	Angie Salyer
	Autumn Sam
1997-98	Marta Forns
	Nuria Forns
1998-99	Nikki Blasingame

	Chrissy Floyd	1986
	Courtney Wittstruck	1987
2000-01	Nuria Forns	1988
	Kanetra Queen	1989
2001-02	Kanetra Queen	
	Tabitha Vasilas	1990
2002-03	Kanetra Queen	1991
	Tabitha Vasilas	1992
	Amanda White	1993
2003-04	Julie Aderhold	1994
	Stephanie Permar	1995
	Kanetra Queen	1996
	Amanda White	1997
2004-05	Aja Brantley	1998
	Laurel Goggans	1999
	Amanda White	
2005-06	Amanda (White) Frist	
	Susan Yenser	2000
2006-07	Susan Yenser	2001
2007-08	Emily Spray	2002
2008-09	Lindsey Mason	2003
	Chelsey Pinkstaff	2004
2009-10	Lele Hardy	2005
	Lindsey Mason	2006
	Lindsay Welker	2007
2010-11	Lindsey Mason	2008
	Quinyotta Pettaway, Kelia Shelton	2009
2011-12	Lindsey Mason	2010
	Lauren Couch, Kelly Gramlich	2011
2012-13	Kelly Gramlich, Aisha Turner	2012
	Aneesah Daniels	
2013-14	Kelly Gramlich	
2014-15	Tiffany Lewis	
2015-16	Danielle Edwards	
2016-17	Victoria Cardaci	
	Sirah Diarra	
	Danielle Edwards	
	Siana Fields	
	Nelly Perry	
2017-18	Ivy Atkism	
	Sirah Diarra	
	Danielle Edwards	
	MaKayla Johnson	
	Francesca Tagliapietra	
	Destiny Thomas	
	Kobi Thornton	

Annie Tribble Leadership Award

1988	Cheryl Nix
1989	Louise Greenwood
1990	Lisa Brown
	Melissa Miller
1991	Peggy Sells and
	Jackie Mattress
1992	Kim Stephens
1993	Shandy Bryan
1994	Dana Puckett
1995	Renee Rayton
1996	Stephanie Ridgeway
1997	Angie Salyer
1998	Jennifer Davis
1999	Erin Batth
2000	Joanie Mungro
2001	Marci Glenney
2002	Marci Glenney
2003	Kanetra Queen
2004	Kanetra Queen
2005	Amanda White
2006	Amanda (White) Frist
2007	Christy Brown
2008	Tasha Taylor

Clemson Most Valuable Player Award

1981	Barbara Kennedy
1982	Mary Anne Cubelic
1983	Mary Anne Cubelic
1984	Denise Marshall
1985	Janet Knight

	Melinda Ashworth	1988
	Karen Ann Jenkins	1989
	Karen Ann Jenkins	1990
	Louise Greenwood and	1991
	Michelle Bryant	1992
	Kerry Boyatt	1993
	Cheron Wells	1994
	Cheron Wells	1995
	Shandy Bryan	1996
	Jessica Barr	1997
	Tara Saunooke	1998
	Stephanie Ridgeway	1999
	Ito Umoh	2000
	Ito Umoh	2001
	Ito Umoh, Amy Geren,	2002
	Natasha Anderson, Nikki Blassingame	
	Chrissy Floyd, Erin Batth	2003
	Chrissy Floyd, Erin Batth	2004
	Chrissy Floyd	2005
	Chrissy Floyd	2006
	Lakeia Stokes	2007
	Reggie Maddox	2008
	Amanda Frist	2009
	D'Lesha Lloyd	2010
	Lele Hardy	2011
	Lele Hardy	2012
	Lele Hardy	
	Sthefany Thomas/ Kirstyn Wright	
	Nikki Dixon	

Clemson Most Improved Player Award

1981	Annette Wise
1982	Peggy Caple
1983	Peggy Caple, Susan Fehling
1984	Peggy Caple
1985	Melinda Ashworth
1986	Nickey Lynch
1987	Ramona O'Neal
1988	Louise Greenwood
1989	Ramona O'Neal and
	Sandy Bishop
1990	Shandy Bryan
1991	Jackie Mattress
1992	Rhonda Jackson
1993	Ade Kwange
1994	Calesha Corder
1995	Angie Salyer
1996	Jeanette Davis
1997	Natasha Anderson
1998	Kerri Thomas
1999	Nuria Forns
2000	Krystal Scott
2001	Nuria Forns
2002	Maggie Slosser
2003	Tabitha Vasilas
2004	Julie Talley
2005	Tasha Taylor
2006	Moreemi Davis
2007	April Parker
2008	Morganne Campbell
2010	Shaniqua Pauldo
2011	Lindsey Mason
2012	Quinyotta Pettaway

Clemson Scholastic Award

(Academic Achievement)

1981	Barbara Schmauch
1982	Vicki Tomlinson
1983	Cynthia Austin
1984	Susan Fehling
1985	Mary Nan Ellenberg
1986	Janet Knight
	Becky Hollaway
1987	Chris Spackman

	Susan Fehling	1988
	Becky Hollaway	1989
	Courtney Johnson	1990
	Courtney Johnson	1991
	Courtney Johnson	1992
	Shandy Bryan	1993
	Renee Rayton	1994
	Renee Rayton	1995
	Natasha Anderson	1996
	Marta Forns	1997
	Marta Forns	1998
	Amirah Leonard	1999
	Angie Cossey	2000
	Nuria Forns	2001
	Kanetra Queen	2002
	Tabitha Vasilas	
	Kanetra Queen	2003
	Amanda White	2004
	Amanda White	2005
	Amanda (White) Frist	2006
	Susan Yenser	2007
	Katie McInerney	2008
	Lindsey Mason	2011
	Kelly Gramlich, Lindsey Mason	2012
	Danielle Edwards	2017

Clemson University Athletic Hall-of-Fame

1989	Barbara Kennedy
1994	Coach Annie Tribble
1996	Donna Forester
1999	Janet Knight
2000	Jessica Barr
2001	Bobbie Mims
2002	Mary Ann Cubelic
2006	Shandy Bryan
2007	Amy Geren
2008	Ito Umoh
	Coach Jim Davis
2012	Karen Ann Jenkins
2013	Chrissy Floyd
2015	Cheron Wells

IPTAY Athlete-Of-The-Year

1982	Barbara Kennedy
------	-----------------

Dr. Robert C. Edwards Sportsmanship Award

1992	Courtney Johnson
------	------------------

Jersey Retirement

1982	Barbara Kennedy (#42)
------	-----------------------

ACC Tournament Legends

Barbara Kennedy-Dixon	2005
Janet Knight-Linder	2006
Shantra Bryan	2007
Mary Anne Cubelic	2008
Jessica Barr-Dennis	2009
Donna Forrester	2010
Annie Tribble	2011
Karen Jenkins	2012
Peggy Caple	2013
Bobbie Mims	2014
Amy Geren	2015
Chrissy Floyd	2016



Mary King 1975-1976

Mary Kennerty King served as the first head coach of the Clemson women's basketball and women's tennis teams after Athletic Director Bill McLellan announced that the university would begin women's programs in both for the 1975-76 season. King earned a Bachelor's of Arts in secondary education from Clemson in 1973.

She spent the next year teaching history and coaching girls' basketball at Russell High School in Atlanta, GA before returning to Clemson as a graduate student. The women's basketball team compiled a 14-11 record in its inaugural season under King, while the women's tennis team went 10-6 in its first year.

King continued to coach the tennis team for the next six years but handed over the reins to the basketball team to Annie Tribble.



Annie Tribble 1976-1987

Annie Tribble was named the head coach of the Tiger basketball program on May 28, 1976 and held the position until February 28, 1987. She compiled an impressive 200-135 ledger at Clemson with a 348-147 career record (19 years). Seven times her teams collected 20 or more victories, and she guided the Lady Tigers to seven post-season tournaments.

Prior to Clemson, Tribble spent nine seasons at Anderson Junior College, where she directed the Trojans to three National Junior College Championships and one runner-up finish. She won over 82 percent of her games at Anderson, finishing with a 155-33 record.

Player honors during Tribble's reign include five All-Americans and eight all-conference players. In addition, Tribble was named the South Carolina Coach-of-the-Year in 1977 and served as the coach of the South Team for the National Sports Festival III games in 1981.

A member of many collegiate steering committees, Tribble was a guiding force on the United States Olympic Committee that was instrumental in selecting the 1976 U.S. Silver Medal team.



Jim Davis 1987-2005

Jim Davis spent 18 seasons at the helm of the Lady Tiger basketball program, guiding Clemson to 355 victories in 552 games. He brought the program into national prominence and left as the winningest basketball coach in Clemson history, men or women. He led the Lady Tigers to 14 NCAA Tournament appearances and 11 final national rankings.

Davis is the only Clemson basketball coach to win the ACC Championship, leading the Lady Tigers to the tournament title in 1996 and 1999. He finished with 51 wins over top 25 teams, and his teams won at least 20 games in 11 of his 18 seasons with Clemson.

Under Davis' direction, 16 former Tigers achieved All-ACC status. Included in the list was Jessica Barr, the 1994 ACC Player-of-the-Year. Davis coached Ito Coleman to three All-ACC seasons and former great Chrissy Floyd to four All-ACC seasons.

Davis also coached two ACC Tournament MVPs in Laura Cottrell and Umoh. Cottrell claimed the honors in 1996 when Davis led the Tigers to their first ever ACC Championship. Umoh was named MVP in 1999 when Davis and the Tigers claimed their second conference title. Clemson had four

selections to the ACC's 50-Year Anniversary team in 2002, and three of the four played under Davis.

In the 2000-01 season, Clemson advanced to the NCAA Tournament's second round, and the Tigers finished the season with a 21-10 record overall. Clemson was ranked 22nd in both the USA Today and Associated Press final polls. The Tigers also had four wins over top 25 teams. The 1999-2000 season Clemson finished with a 19-12 record overall and advanced to the NCAA Tournament's second round.

The 1998-99 season was a record-breaking year as the Tigers finished with a 26-6 record overall and the school's second ACC Championship in four years. His team also advanced to the NCAA's Final 16. Clemson was seeded second in the MidEast Region, the highest seed in the school's history. The Tigers also were ranked 10th in the final Associated Press poll, the highest finish for the Tigers ever in that poll.

During the 1997-98 season, the Tigers set the school record for most ACC wins (12) in a single season as Clemson finished with a 25-8 record overall. The Tigers also went undefeated at home (13-0) for the first time in school history. The Tigers finished 14th in the Associated Press poll and 21st in the USA Today listing.

In 1996-97, Davis became the school's winningest coach. He guided the Tigers to another NCAA Tournament appearance. The Tigers finished ranked 21st in the Associated Press poll and 25th in the USA Today listing.

At the 1996 ACC Tournament, Davis led his fourth-seeded Tigers to the championship with victories over North Carolina, Virginia, and Duke, the school's first ACC Championship.

Clemson finished the magical 1995-96 season with a 23-8 record overall, then tied for the second most victories in a season by a Clemson team. Clemson was seeded third in the 1996 NCAA Midwest region. The Tigers also finished 14th in the 1996 final Associated Press poll.

In 1991, Davis led the Tigers to the NCAA Tournament's Elite Eight, before Clemson lost in the finals of the East Regional. It was the farthest Clemson ever advanced in a women's postseason national tournament.

The Tigers concluded the 1990-91 season with a 22-11 record overall, and ranked 21st in the final Associated Press poll, and eighth in the final USA Today poll. The eighth-place ranking is the highest the Tigers have ever been ranked in any poll at any time.


In 1989 and 1990, the Tigers advanced to the NCAA Tournament's Final 16. In 1990, he was named ACC Coach-of-the-Year, the first of two selections (1994 the other) for Davis.

In 1987-88, his first year at Clemson, Davis put his stamp on the Tiger program in unprecedented fashion. In one short year, he tripled the number of wins of the 1986-87 team by turning a 7-21 club into a 21-9 squad in 1987-88, the best turnaround season in the history of the ACC.

Davis became the third women's basketball coach in Clemson history on April 1, 1987.

Davis graduated from Tennessee Wesleyan in 1970 with a B.S. degree in health and physical education. After doing graduate work at East Tennessee State, he received his master's degree in supervision and administration from Tennessee Tech in 1975.

In 1996, Davis was inducted into the Tennessee Junior and Community College Athletic Association (TJCCAA) Hall-of-Fame. In the fall of 1996, he was inducted into Tiger Brotherhood and was inducted into the Clemson Athletic Hall of Fame in the fall of 2008.



Cristy McKinney 2005-2010

Cristy McKinney served as head coach of the program for five seasons from 2005-06 until 2009-10. McKinney coached one of Clemson's best players in Lele Hardy.

McKinney coached Hardy to two All-ACC seasons and two ACC All-Defensive team selections. Hardy ended her career ranked fifth in Clemson history in scoring, third in rebounding, and first in steals. Her 398 steals ranked 23rd in NCAA Division-I history when she

ended her career in 2009-10.

McKinney improved on the win totals in three of her five seasons, and led Clemson to its first home winning mark in ACC play since the 2002-03 season in 2009-10 when the Tigers went 4-3 in league play and 9-5 at home overall.

Prior to her time at Clemson, McKinney spent nine seasons at Rice, where her teams won 20 or more games six times. McKinney attended NC State where she played under Kay Yow. McKinney still holds freshman scoring records for the Wolfpack, and she ended her career with more than 1000 points and 500 rebounds.



Ito Coleman 2010-12

Ito Coleman spent three seasons as the head coach of the program. She compiled a career record of 25-63 as Clemson's head coach, and a 10-38 record in ACC play.

She led Clemson to an historic win at No. 21 North Carolina, the first signature win as a head coach, during the 2011-12 season. It was Clemson's first win against a ranked team on the road since the 2003-04 season, and the Tigers held the Heels to their fewest points in school history at home in the 52-47 win.

Defensively, Coleman's team took 23 charges in 2011-12, and set a school record for shot-blocking with 168, which ranked fourth-best in the nation.

As a player at Clemson, she led the Tigers to a pair of ACC Tournament championships as the team's point guard. Clemson won the conference title her freshman (1995-96) and her senior years (1998-99). She was the tournament's MVP as a senior, in addition to a first-team All-ACC selection.

That same season, she was an honorable mention AP All-American. She was selected to the ACC's 50-Year Anniversary team in 2002, one of just four Clemson players honored by the conference. Coleman still ranks 11th in Clemson history in scoring (1,409 points), fourth in games played (127), second in free throws made, third in assists, and first in assist-to-turnover ratio (1.73).

Clemson had a record of 93-33 in her four years as a player, the most wins in Clemson history for a senior class. Her senior class won the only two ACC Championships in school history, played in four NCAA Tournaments, including one Sweet 16 season, and all four of her teams were ranked in the final top-25, including a final #10 AP rank in 1999. She was inducted into the Clemson Athletic Hall of Fame as a player in 2008.



Audra Smith 2012-2018

Audra Smith took over the Clemson program prior to the 2012-13 season, looking to revitalize the Tigers. Building momentum of the seasons, Smith coached the Tigers to a 15-16 record during her fourth season at the helm, 11 more

games than Clemson had won the previous year and the best record since 2003-04.

The Tigers were 11-2 in non-conference play in 2016-17, the program's best non-conference record since 2003-04. The team's only two non-conference losses came to top-25 teams (No. 6 South Carolina and No. 25 Oregon). The program went 13-19 in Smith's first season, 2013-14, and the 13 wins were the most by the team since 2009-10.

Smith coached a pair of Atlantic Coast Conference Players of the Week in Nyilah Jamison-Myers (12/17/2012) and Danielle Edwards (12/28/2015), in addition to five ACC All-Academic Team honorees.

Before coming to Clemson, Smith served as the head coach at the University of Alabama-Birmingham for eight seasons and an assistant coach at her alma mater, Virginia (1994-2004).

MARY KING: 1975-76

September 7, 1975

It was officially announced that Clemson would compete in women's basketball as a varsity sport for the 1975-76 season.

December 6, 1975

Clemson played and won its first game with a 55-51 win over Davidson at Clemson, SC.

January 10, 1976

Cookie Blackney had a school record 25 rebounds against South Carolina.

January 17, 1976

The Lady Tigers won their first-ever overtime game with a 68-66 win over Baptist College.

ANNIE TRIBBLE: 1976-87

May 28, 1976

Annie Tribble was named the first Head Coach of Clemson Women's Basketball.

February 12, 1977

Donna Forester tied the school-record with 25 rebounds in the Columbia College game.

February 26, 1977

Clemson scored a school-record 136 points against Gardner-Webb.

March 12, 1977

Clemson claimed its first win over a ranked opponent. The Lady Tigers defeated 16th-ranked Memphis State, 79-72, in the AIAW Region II Tournament in Memphis, TN.

December 12, 1977

Donna Forester was 12-12 from the field against Claflin. The perfect game from the field is a school record.

January 14, 1978

Clemson won its own Lady Tiger Invitational at Clemson, SC, with a win over South Carolina, 79-66, in the championship game.

January 11, 1979

The Lady Tigers won their own Lady Tiger Invitational at Clemson, SC, with a 61-60 win over East Carolina.

January 17, 1979

Drema Greer had a school-record 17 assists in the Wake Forest game.

January 23, 1979

Clemson appeared in its first **Associated Press** poll. The Lady Tigers were ranked 20th with an 11-5 record.

December 20, 1979

Clemson won the Carolina Christmas Classic with a 80-77 win over host North Carolina in the championship game.

January 9, 1980

Clemson defeated Duke, 111-56, in front of 9,000 fans at Littlejohn Coliseum, the largest crowd to date to see a Lady Tiger home game.

January 12, 1980

Clemson won its own Clemson Lady Tiger Invitational with a 94-74 win over the University of

Mississippi for Women.

February 23, 1980

Clemson won its 100th all-time game with a 77-69 win over the College of Charleston.

February 24, 1980

Barbara Kennedy scored a school record 45 points against Claflin.

March 20-22, 1980

The Lady Tigers participated in the NWIT in Amarillo, TX. Clemson won one game and lost two in the tournament.

January 10, 1981

Clemson won its own Lady Tiger Invitational at Clemson, SC. The Lady Tigers defeated Alabama, 79-72 in the championship game.

February 2, 1981

The Lady Tigers defeated Duke, 67-54, which made Clemson the regular season champions of the ACC with a 6-1 league record.

February 10, 1981

Clemson defeated second-ranked Old Dominion, 73-64, at Clemson.

February 12-14, 1981 The Lady Tigers played host to the fourth annual ACC Tournament. Clemson defeated Wake Forest in the opening round and lost to N.C. State in the semifinals.

March 26, 1981 Clemson finished 20th in the final **Associated Press** poll, its first top-20 ranking in a final poll.

November 28, 1981

Clemson defeated Missouri, 68-52, in the championship game of the Wayland Baptist Queens Classic at Plainview, TX.

December 19, 1982

Clemson won the South Florida Invitational at Tampa, FL with a 74-59 win over Miami in the championship game.

February 28, 1982

Maryland defeated Clemson, 93-81, in the championship game of the ACC Tournament.

March 12, 1982

Clemson played in the inaugural NCAA tournament. The Tigers lost to Penn State at University Park, PA. This was the first women's NCAA tournament game ever played.

Barbara Kennedy played in her last game as a Lady Tiger and scored 43 points against Penn State in an NCAA first round loss at University Park, PA. Kennedy completed her career with 3,113 points and 1,252 rebounds. The 43 points against Penn State is still the second most points scored in a NCAA tournament game.

Kennedy also led the nation in scoring with a 29.3 ppg average for the 1981-82 season. Kennedy also scored the first points in the history of the women's NCAA tournament.



March, 1982

Barbara Kennedy is named first-team All-American by Kodak, Women's Basketball Coaches Association, and **Basketball Weekly**.

April 17, 1982

Barbara Kennedy had her No. 42 jersey retired at a ceremony at the annual Orange-White Spring football game.

January 5, 1983

Peggy Caple became the first player in ACC and Clemson history to finish a game with a triple-double. Caple had 19 points, 10 rebounds, and 10 blocked shots vs. Kansas State.

November 26, 1983

Clemson won the Wayland Baptist Queen's Classic at Plainview, TX with a 95-75 win over S.F. Austin in the championship game.

March 22-24, 1984

Clemson participated in the NWIT at Amarillo, TX. The Lady Tigers finished in third place.

Nov. 23-24, 1984

The Lady Tigers defeated Nebraska, 99-84, in the championship game of the Nebraska Invitational in Lincoln, NE. Clemson shot a school-record .642 (43-67) from the field.

December 7, 1985

The Lady Tigers won their 200th all-time game with a 62-61 win over South Carolina at Clemson, SC.

January 11, 1986

Melinda Ashworth made 18 free throws (attempted 20) against Virginia. The 18 made free throws and the 20 attempted free throws are both single-game school records.

January 22, 1987

Annie Tribble announced her decision to retire as Head Coach of the Lady Tigers effective at the end of the season.

February 21, 1987

Clemson defeated Wake Forest, 95-83, in Annie Tribble's last home game as Head Coach of the Lady Tigers. This was also her 200th win at Clemson.

February 28, 1987

Annie Tribble coached her last Clemson game. NC State defeated the Lady Tigers, 79-58, in the ACC tournament. Tribble finished her career with a 200-135 record at Clemson and a 355-168 record as a Head Coach.

JIM DAVIS: 1987-2005

April 1, 1987

Jim Davis was named head coach of the Lady Tigers.

November 28, 1987

Clemson won the Georgia Southern Thanksgiving Classic at Statesboro, GA with a 64-52 win over Georgia Southern in the championship game.

March 19, 1988

James Madison defeated Clemson, 70-63, in the second round of the NCAA tournament at Harrisonburg, VA.

March, 1988

Clemson finished 20th in the final **USA Today** poll.

December 30, 1988

Clemson defeated St. Peter's, 67-63, in the championship game of the St. Peter's Tournament at Jersey City, NJ.



January 6, 1989

The Lady Tigers defeated fifth-ranked Maryland, 69-67, at Clemson.

March 18, 1989

Clemson defeated Georgia, 78-65, in the second round of the NCAA tournament at Clemson, SC. The Lady Bulldogs were ranked number-10 in the country.

March 23, 1989

Auburn defeated Clemson, 71-60, in the semifinals of the Mideast Regionals in the NCAA tournament at Auburn, AL.

March, 1989

The Lady Tigers finished 13th in the final **USA Today** poll.

December 30, 1989

Clemson defeated Montana State, 80-53, in the championship game of the Brigham Young Invitational.

March 14, 1990

Clemson defeated Manhattan in the first round of the NCAA Tournament's East Regional.

March 17, 1990

The Lady Tigers won over Connecticut, 61-59, in the second round of the NCAA Tournament's East Regional.

March 22, 1990

Tennessee won over Clemson in the semifinals of the East Regionals in the NCAA tournament at Norfolk, VA.

March, 1990

Clemson finished 19th in the final **USA Today** poll.

November 25, 1990

Clemson won the Kansas State Invitational at Manhattan, KS. The Lady Tigers defeated Kansas State, 68-61, in the championship game.

January 2, 1991

Clemson defeated second-ranked N.C. State, 82-73, at home.

January 8, 1991

The Lady Tigers were ranked 12th in the **Associated Press** poll. This was the highest Clemson had ever been ranked in this poll.

February, 22, 1991

Lady Tiger Head Coach Jim Davis won his 100th career game. Before arriving at Clemson, he coached one year at Middle Tennessee State and had a 19-8 record in 1986-87.

March 3, 1991

Clemson upset number-one ranked Virginia, 65-62, in the semifinals of the 14th annual ACC Tournament, for Clemson's first win over the number-one ranked team in women's basketball. Cheron Wells scored 26 points to lead the Lady Tigers.

March 4, 1991

NC State defeated the Lady Tigers, 84-61, in the championship game of the Atlantic Coast Conference tournament.

March 16, 1991

Clemson defeated Providence, 103-91, in the

second round of the East Regional.

March 21, 1991

Clemson's Peggy Sells scored the winning basket at the game-ending horn to give Clemson a 57-55 win over James Madison in the semifinals of the East Regional in the Palestra in Philadelphia, PA.

March 23, 1991

Connecticut defeated Clemson, 60-57, in the East Regional Finals. This was the farthest Clemson had ever advanced in a women's postseason tournament. Cheron Wells was named to the NCAA East Regional All-Tournament team.

March, 1991

Clemson was ranked eighth in the final **USA Today** poll and 21st in the final **Associated Press** poll.

November 22, 1991

The Lady Tigers won their 300th game with a 66-54 win over UNC Charlotte in the Vanderbilt Tournament.

December 16, 1991

Shandy Bryan was named National Player-of-the-Week by **Sports Illustrated** for the period of December 9-15. The issue with Bryan as the **Sports Illustrated** National Player-of-the-Week was dated December 23rd.

December 21, 1991

Clemson defeated South Florida, 90-83, in the championship game of the South Florida Tournament, in Tampa, FL. Shandy Bryan went 12-12 from the floor in this game.

February 12, 1992

Clemson head coach Jim Davis won his 100th game at Clemson with a 81-69 win over South Carolina.

February 15, 1992

Clemson upset number-one ranked Maryland, 72-55, at Clemson.

March 18, 1992

Clemson defeated Tennessee-Chattanooga, 76-72, in the first round of the NCAA Tournament's East Regional.

March 22, 1992

West Virginia defeated Clemson, 73-72, in the second round of the NCAA Tournament's East Regional.

March, 1992

Clemson finished 19th in the final **USA Today** poll and 20th in the final **Associated Press** poll, the first time Clemson has been ranked in the final top 20 in both polls.

December 27, 1992

Dana Puckett scored 22 points and had the game-winning buzzer shot as the Lady Tigers defeated 11th-ranked Texas 78-75 in the first round of the Rutgers/Bell Atlantic Classic.

December 29, 1992

Jessica Barr scored on a 16-foot shot with 3.8 seconds left to give the Lady Tigers a win over Rutgers and the Rutgers/Bell Atlantic Championship.

March 12, 1993

Shandy Bryan was named to the District III Kodak All-American team.

March 17, 1993

Tara Saunooke tied a NCAA Tournament record for three-point goals made in a game in leading Clemson to a 70-64 victory over Xavier (OH) in the first round of the NCAA Tournament at Clemson, SC. She hit six in the contest.

March 21, 1993

Stephen F. Austin defeated the Lady Tigers 89-78 in the second round of the Midwest Regional in the NCAA Tournament.

February 25, 1994

Clemson broke the school record for the most ACC wins in a season with a 55-51 win over Georgia Tech.

March 2, 1994

Jessica Barr was named Atlantic Coast Conference Player-of-the-Year.

March 16, 1994

Clemson defeated 19th-ranked Florida International in the first round of the NCAA tournament.

March 19, 1994

No. 1 Tennessee defeated Clemson in Knoxville, TN 78-66, in the second round of the NCAA tournament.

March 24, 1994

Jessica Barr was named Division III Kodak All-American team.

April 1, 1994

Jessica Barr was named to the Kodak All-American team.

April 4, 1994

Clemson finished 22nd in the final **USA Today** poll.

November 27, 1994

Clemson began its 20th season of women's basketball with a 94-86 double-overtime loss to Western Kentucky at Murfreesboro, TN.

December 17, 1994

Head Coach Jim Davis won his 150th game at Clemson with a 99-59 win over East Carolina.

Dec. 19-21, 1994

The Lady Tigers defeated Army, Providence and UCLA in winning the Northern Lights Invitational in Anchorage, AK. This was the first time the Lady Tigers have played outside the continental United States.

December 29, 1994

Tara Saunooke broke the Atlantic Coast Conference record for most three-point field goals made in a career in the SC State game. She concluded her career with 252 three-point field goals.

March 23, 1995

Northwestern State defeated Clemson 80-64 in the first round of the National Women's Invitational Tournament in Amarillo, TX.

March 24, 1995

Clemson defeated Pacific 80-75 in the consolation semifinals of the NWIT.

March 25, 1995

Clemson shot .603 from the floor, seventh best in school history, as the Lady Tigers defeated East Tennessee State 107-66 in the consolation finals

of the NWIT.

November 28, 1995

Clemson overcame a 12-point deficit in the last 1:35 in regulation to tie the score to claim a 77-74 overtime win over UNC-Charlotte.

December 19, 1995

The Lady Tigers defeated Texas-Arlington 85-72 in the championship game of the Texas-Arlington Tournament in Arlington, TX.

March 1, 1996

Clemson claimed its 400th all-time victory with a 67-49 win over North Carolina in the ACC Tournament.

March 1-3, 1996

Clemson defeated North Carolina, 67-49, in the first round of the ACC Tournament. The Lady Tigers defeated Virginia 75-67 in the semifinal round. In the Championship game, Clemson defeated Duke 71-54. Laura Cottrell was named Tournament MVP.

March 11, 1996

The Lady Tigers finished 14th in the Final **Associated Press** poll.

March 16, 1996

Clemson defeated Austin Peay in the first round of the NCAA Tournament at Clemson, SC.

March 18, 1996

Stephen F. Austin won over Clemson in the second round of the NCAA Tournament with a 93-88 overtime margin.

March, 26, 1996

Dory Kidd won the Robin Roberts/WBCA Sports Communications Scholarship Award.

April 2, 1996

Clemson finished 17th in the final **USA Today** poll.

December 22, 1996

Clemson defeated Florida 52-50 in the championship game of the Boise State Tournament in Boise, ID.

December 29, 1996

The Lady Tigers won over Hofstra 69-59 in the championship game of the Dartmouth Tournament in Hanover, NH.

January 11, 1996

Head Coach Jim Davis became Clemson's all-time winningest women's basketball coach with 201 wins at Clemson with a 74-63 victory over Florida State.

March 2, 1997

North Carolina defeated Clemson 62-58 in the championship game of the Atlantic Coast Conference Tournament.

March 10, 1997


Clemson finished 21st in the final **Associated Press** poll.

March 15, 1997

Marquette defeated Clemson 70-66 in the first round of the NCAA Tournament at Clemson, SC.

April 1, 1997

Clemson finished 25th in the **USA Today** poll.



December 22, 1997

Clemson defeated Temple 65-39 in the first round of the Sun Splash Shootout at Nassau, Bahamas. This marked the first game the Lady Tigers have ever played outside of the United States.

December 23, 1997

The Lady Tigers defeated Idaho State 58-50 in the Sun Splash Shootout Championship game at Nassau, Bahamas.

January 2 & 5, 1998

Clemson defeated fifth-ranked North Carolina, 77-63, on January 2. On January 5, Clemson defeated ninth-ranked Virginia, 74-67. This is the first time in Lady Tiger basketball history that consecutive Clemson games have resulted in the same score. The two games were 72 hours apart.

January 8 & 11, 1998

N.C. State defeated Clemson, 73-51, on January 8. On January 11, Clemson defeated Maryland by the same score 73-51. This is the first time in Lady Tiger basketball history that consecutive Clemson games have resulted in the same score.

February 27, 1998

Head coach Jim Davis won his 250th career NCAA Division I game with a 85-68 win over Florida State on February 27.

March 9, 1998

Clemson finished the year ranked 14th in the Final **Associated Press** poll.

March 14, 1998

Clemson defeated Miami (FL) 60-49 in the first round of the NCAA Tournament. With this win, Clemson won its 25th game of the season, setting a new school record for most wins in a single season.

March 16, 1998

Louisiana Tech beat Clemson 74-52 in the second round of the NCAA Tournament.

March 31, 1998

Amy Geren finished the season leading the ACC in three categories: best free throw pct. (.876), best three-point field goal pct. (.409), and the most three point goals per game (2.1). She is the third Clemson player in history to lead the league in three categories in a single season.

March 31, 1998

Clemson finished 21st in the Final **USA Today** poll.

January 17, 1999

Ito Umoh had a triple double vs. Wake Forest. She had 12 points, 11 rebounds, and 10 assists as she led Clemson to a 78-38 win over Wake Forest at Clemson, SC. This was the fifth time a player in the history of the Atlantic Coast Conference has recorded a triple double, and the second time in Clemson history.

January 28, 1999

Head coach Jim Davis won his 250th game at Clemson with a 55-45 win over Maryland in Cole Field House.

February 27-March 1, 1999

Clemson defeated N.C. State, 52-51, in the quarterfinals of the ACC Tournament. The Lady Tigers defeated top seeded Duke 80-75, in the semifinal round. In the Championship game, Clemson defeated North Carolina 87-72. All three games were televised by the ACC Regional Network, (Sports South, Florida Sunshine, and Home Team Sports). Clemson and N.C. State was the first quarterfinal game ever televised.

March 9, 1999

Ito Umoh was named to the **Associated Press** Honorable Mention All-American team.

March 12, 1999

Head coach Jim Davis was named the Women's Basketball Coaches Association (WBCA) District II Coach-of-the-Year. Ito Umoh was named to the All-District II team. Clemson also defeated Florida A&M, 76-45, in the first round of the NCAA Tournament.

March 14, 1999

Clemson defeated Illinois, 63-51, in the second round of the NCAA Tournament. This was also the 26th win for the Lady Tigers in the 1998-99 season. The 26 wins is a school record for most wins in a single season.

March 20, 1999

Georgia won over Clemson, 67-54, in the NCAA Tournament's Final 16 in the Mideast Regional Semifinals in Cincinnati, OH.

March 25, 1999

Amy Geren won the women's three-point shooting contest at St. Petersburg, FL. From a field of the nation's top women's three-point shooters, Geren edged Kelly DeLong of Western Michigan 21-15 in the finals. In the "Battles of the Sexes" Geren defeated the men's champion, Jason Terry of Arizona 18-16. Terry was the Pac-10 Player-of-the-Year and was the CBS National Player-of-the-Year. This contest was televised by ESPN.

March 17, 2000

Clemson defeated Drake 64-50 in the first round of the NCAA Tournament at Storrs, CT.

March 19, 2000

Connecticut defeated Clemson, 83-45, at Storrs, CT in the Second Round of the NCAA Tournament, Connecticut eventually won the 2000 NCAA Championship.

November 29, 2000

Head coach Jim Davis won his 300th career game with a 56-43 win over South Carolina in Columbia, SC.

March 13, 2001

Clemson finished 22nd in the final **Associated Press** poll.

March 16, 2001

Nuria Forns hit two free throws with 0.8 seconds remaining in leading Clemson to a 51-49 win over Tennessee-Chattanooga in the first round of the NCAA Tournament at Cincinnati, OH. This was in the Mideast Region.

March 18, 2001

Xavier defeated Clemson, 77-62, in the second round of the NCAA Tournament in Cincinnati, OH in the Mideast Region.

April 2, 2001

Clemson finished the season ranked 22nd in the final **USA Today** poll.

November 16, 2001

Head Coach Jim Davis won his 300th game at Clemson with a 67-53 victory over East Carolina at Clemson, SC.

March 15, 2002

Arkansas defeated Clemson 78-68 in the first round of the NCAA Tournament in the Mideast Region at Manhattan, KS.

December 21-22, 2002

Clemson won the Nassau, Bahamas Tournament with a win 45-37 win over Marshall and a 70-67 victory over Oakland.

March 17, 2004

Clemson lost to UNC Charlotte 78-71 in the first round of the WNIT at Clemson, SC.

December 3, 2004

The Lady Tigers defeated in-state rival South Carolina in overtime for the second consecutive year. Clemson out-scored the Gamecocks, 13-5, in the extra period to win the game, 87-89.

CRISTY MCKINNEY: 2005-10

April 18, 2005

Cristy McKinney was named head coach of the Lady Tigers.

November 30, 2005

The Lady Tigers set the school record for blocks in a single game when they recorded 16 against the Furman Paladins in Greenville, SC. Khaili Sanders totaled eight blocked shots in the contest, which ranked her second all-time for blocks in a game for an individual.

January 16, 2006

Clemson converted 20 of 21 free throws against Wake Forest at Littlejohn Coliseum. The .952 percentage was the highest mark a Clemson women's basketball team has achieved in history. Tasha

Phillips went to the line most often that afternoon and converted all six of her attempts. Julie Talley was 4-4; Amanda Frist was 3-3; and Maxienne White was 2-2. Tasha Taylor missed the only free throw of the game for the Lady Tigers, as she was 3-4 from the foul line.

February 22, 2007

Rookie Lele Hardy collected her 88th steal of the season in a Clemson defeat at Florida State, setting a Lady Tiger record for thefts in a single season by a freshman. She finished the season with 98.

February 27, 2007

Clemson rookies Lele Hardy and Christy Brown were named to the ACC All-Freshman Team. They became just the fourth and fifth Lady Tigers to earn the honor and their selection marked the first time in school history that Clemson had placed multiple players on the conference team.

March 1, 2007

Lele Hardy recorded three steals against Virginia in the opening round of the ACC Tournament to bring her season total to 98. With the three steals, she claimed sole possession of second place in the Clemson annuals and fourth in ACC freshman history.

September 7, 2007

Former Lady Tiger Amy Geren was inducted into the Clemson Athletic Hall of Fame.

March 1, 2008

The Clemson women's basketball team posted its 600th program win, doing so in dramatic fashion. The Lady Tigers erased a 14-point deficit and defeated Florida State, 72-70, on a buzzer-beater by Morganne Campbell.

September 12, 2008

Former Clemson player Ito Umoh and former Lady Tiger coach Jim Davis were inducted into the Clemson Athletic Hall of Fame.

November 30, 2008

The team defeats Washington, 85-67, on their home court to take the Washington Husky Classic.

March 2-3, 2009

Junior Lele Hardy named third team All-ACC and was named to the ACC All-Defensive team the next day, becoming only the third Lady Tiger ever to earn both honors in the same season.

March 5, 2009

Clemson defeated fifth-seeded Georgia Tech in the ACC Tournament, 81-69, giving them a tournament victory for the second consecutive season.

March 1, 2010

Lele Hardy was named second-team All-ACC and to the ACC all-Defensive team. The senior averaged 14.4 points, 7.9 rebounds, and 3.6 steals per game, which ranked third nationally.

ITORO COLEMAN: 2010-13

March 29, 2010

Ito Coleman was named the fifth head coach in Clemson women's basketball history. Coleman played at Clemson from 1996-99 and won two ACC championships as a player.

November 8, 2010

Ito Coleman earned her first win as Clemson's head coach despite missing the contest due to the recent birth of her third daughter. Coleman would return to the team on Nov. 26, a 20-point win over Furman.

February 10, 2011

The Tigers hit the 157th three-point field goal of the season, setting a new school record. They closed the year with 191 makes, far surpassing the old school mark

February 26, 2012

Clemson blocks its 163rd shot of the season in a game against Georgia Tech, breaking the old school mark of 162, set in 1989-90. Clemson would finish the season with 169 blocks.

February 17-24, 2013

The Lady Tigers win three straight conference games for the first time since the 2003-04 season

AUDRA SMITH: 2013-18**April 8, 2013**

Audra Smith is hired as the program's seventh head coach

November 14, 2014- January 2, 2015

The Lady Tigers win nine straight home games, the 6th longest streak in school history and best since 1997-1998.

November 16-Dec. 2, 2016

The Tigers open the season on an eight-game win streak, the third longest in school history and best since the 1998-99 season when Clemson won 11 consecutive games to start the year.

November 16, 2016

Head coach Audra Smith tallies her 150th career victory as a head coach.

December 4, 2017

Clemson defeats Louisiana Tech 55-47 for the program's 700th victory.

AMANDA BUTLER: 2018-pres.**April 12, 2018**

Amanda Butler is hired as Clemson's seventh-ever head coach.

August 9, 2018

Clemson announces the addition of Simone Westbrook, a transfer from the University of Florida, and the first-ever women's basketball player believed to be granted a seventh year of eligibility by the NCAA.

Clemson finished the season with a 20-11 overall record and a 9-5 ledger in the ACC. The Lady Tigers were **ranked 13th** in the final **USA Today** poll after advancing to the **Sweet 16** of the NCAA Tournament.

They received a first-round bye in the national event and met 10th-ranked Georgia in the second round. Clemson knocked off the Lady Bulldogs, 78-65, for **the program's first win in the NCAA Tournament** after two previous tries. The victory advanced the Lady Tigers to the semifinals of the Mideast Regional where they fell to Auburn, the #2 ranked team in the nation, by a 71-60 margin.

Clemson reached the semifinals of the ACC Tournament before dropping a 93-86 decision to 14th-ranked NC State. Louise Greenwood totaled 32 points in the Lady Tigers' two games while Ramona O'Neal added 31, including a team-best 26 against the Wolfpack.

Louise Greenwood became only the second player in Clemson history to score more than 1,200 points and have over 800 rebounds in a career. Greenwood finished her career with 1,268 points and 859 rebounds. For her performance, Greenwood earned Second-Team All-ACC honors, alongside Michelle Bryant.

Clemson won 11 of its final 14 games, including seven regular season victories over conference opponents. The Lady Tigers' **nine ACC wins tied a school record** for most ACC wins in a season. Five starting seniors, Louise Greenwood, Michelle Bryant, Ramona O'Neal, Karen Ann Jenkins, and Becky Hollaway scored **1,669** of the 2,292 points that Clemson registered and accounted for 832 of Clemson's 1,243 rebounds that season.

1988-89



Clemson advanced to the **NCAA "Sweet 16"** for the second consecutive season after losing all five starters from the previous year. The Lady Tigers defeated Manhattan in the first round and then won, 61-59, over Connecticut on the Huskies' home court to advance to the East Regional Semifinals. Clemson then fell to #4 Tennessee.

The Lady Tigers set the school record for most ACC wins in a season with 10 and finished with an **overall record of 22-10**. Clemson was **ranked 19th** in the final **USA Today** poll.

Freshman **Kerry Boyatt** led the team in scoring with a 15.3 point per game average and was named the **ACC Rookie-of-the-Year**, the third in program history.

Clemson led the conference in three-point field goal pct. (.426), blocked shots per game (5.1), and steals per game (10.8).

Jackie Farmer led the squad in rebounding with a 8.9 rebounds per game mark and ranked first in the league with a 2.2 blocks per game average. Her **blocking averaged ranked 24th** in the nation that year.

The Lady Tigers' **22** wins were the most victories since the 1979-80 season.

1989-90



Kerry Boyatt

ACC Rookie-of-the-Year
Second Team All-ACC
Freshman All-American



JIM DAVIS - ACC COACH OF THE YEAR



1990-91

selected to the **All-ACC Tournament team**. She led the team in scoring with a 14.1 points per game average.

The Tigers reached the ACC Tournament finals before falling to seventh-ranked NC State in the championship game. They defeated Duke in the opening round and then upset #2 Virginia in the semifinals, 65-62.

With the win over the Cavaliers in the conference tournament, the Lady Tigers became the only team in the nation to **defeat a #1 and #2-ranked team** during the season. Earlier in the year, Clemson had posted an 82-73 victory over NC State.

As a team, Clemson **led the league** in three-point field goal percentage with a .371 figure and also boasted a league-best by holding the opposition to just a .400 field goal percentage.

Clemson reached the **Elite Eight of the NCAA Tournament**, the furthest the Tigers had ever advanced. They upset #15 Providence in the second round and then defeated James Madison, 57-55, on a **last second shot by Peggy Sells**. Clemson then fell to 13th-ranked Connecticut in the quarterfinals.

"I was supposed to penetrate and pass to Cheron, but I went too far and couldn't find her. So I looked up, said a prayer, and took the shot."

- Peggy Sells

The Tigers finished the season with a **22-11 overall record**, ranking 21st in the final **Associated Press** poll and eighth in the final **USA Today** poll, the highest national ranking in program history.

Jackie Farmer was named to the **Second Team All-ACC**. She led the ACC in rebounding with a 11.0 per game average and also ranked first in the league with a 2.3 blocks per game average. Farmer's rebounding average ranked 16th in the nation. She boasted a 51.9-field goal percentage for the year on 150-289 shooting.

Cheron Wells was named to the **NCAA East Regional All-Tournament Team** and was also



Jackie Farmer

Fast Break All-American
Second Team All-ACC

Clemson defeated North Carolina, Virginia and Duke to win the 1996 Atlantic Coast Conference Championship on March 1-3, 1996. In the championship game, Clemson defeated Duke 71-54, brining home the **first ACC Championship in program history**.

Clemson finished the season with a **23-8 record overall**, advancing to postseason play for the ninth consecutive season.

Stephanie Ridgeway was named First-Team All-ACC, while Amy Geren was named to the ACC All-Freshman Team.

The Tigers were ranked 14th in the final AP poll and 17th in the final USA Today rankings.

Head Coach Jim Davis **won his 200th career game** at the NCAA Division I level on February 3, with a 70-53 win over Florida State.


Laura Cottrell was named ACC Tournament MVP. Stephanie Ridgeway and Cottrell were both named to the ACC All-Tournament Team. **Dory Kidd won the Robin Roberts WBCA Sports Communications Scholarship Award.**

Stephanie Ridgeway

Kodak Region III All-American
First-team All-ACC
ACC All-Tournament Team
Most Valuable Player



1995-96



1998-99

Jim Davis
ACC Coach of the Year



Clemson defeated N.C. State, Duke and North Carolina to win the 1999 Atlantic Coast Conference Championship on February 27-March 1. In the championship game, Clemson defeated North Carolina, 87-72. It was the second ACC Championship for the Tigers in school history.

Clemson finished the season with a 26-6 record overall. **The 26 wins is a school record for most victories in a single season.**

The Tigers advanced to the NCAA Tournament's Sweet Sixteen and were **ranked 10th in the final AP poll**. The team came in at 13th in the final USA Today rankings.

Amy Geren and Itoro Umoh were both named First-Team All-ACC.

Itoro Umoh had 12 points, 11 rebounds, and 10 assists in recording a triple double as she led Clemson to a 78-38 win over Wake Forest on January 17. This was only the **fifth time a player in the history of the Atlantic Coast Conference** has recorded a triple double and the second time in Clemson history.

The 11-0 start for Clemson tied the school record for consecutive wins at the beginning of the season.

Coach Jim Davis was **named ACC Coach of the Year** and Itoro Umoh was named all-region in the Women's Basketball Coaches Association (WBCA) District II.

Clemson had three 1,000-point scorers on the 1998-99 squad - Itoro Umoh (1,409), Amy Geren (1,402), and Natasha Anderson (1,033). The senior class of Itoro Umoh, Amy Geren, Natasha Anderson, and Nikki Blessingame became the **winningest class in Clemson history** with a record of 93-33 for a .738 percentage.

Third time a charm for Lady Tigers in ACC finals

CHARLOTTE - It took three tries, but Clemson's Lady Tigers finally got it right. Clemson knocked off North Carolina 87-72 Monday night in the ACC Women's Basketball Tournament final at Independence Arena, getting two years' worth of revenge on the Lady Tar Heels.

Especially after last year. Though the 1997 championship game ended in a 62-58 North Carolina win, the Lady Tar Heels humiliated Clemson 81-60 in last year's final. "I think Itoro Umoh said it best before the basketball game," Clemson coach Jim Davis said. "She said she was tired of losing to North Carolina. They have a tremendous basketball program, but I think the pressure we've got a tremendous basketball program."

The win provided a nice bookend for 13th-ranked Clemson's senior class. The Lady Tigers (24-5) also won the ACC tourney final in 1996, when All-ACC guards Amy Geren and Umoh were freshmen.

"It's a big difference," Umoh said of this year's victory. "I didn't understand why freshmen year I didn't understand why everyone in the stands were so happy. It seemed like another win to me. Now that I've been in the Clemson program four years, I understand better with the tradition at Clemson what it means to win one of these."

And while Geren - Clemson's leading scorer at 14.3 points per game - was held to just a pair of free throws, Umoh provided enough offense to help carry the Tigers to the crown. Umoh scored a game-high 26 points en route to her unanimous selection as tournament MVP.

But her biggest field goal of the weekend was her last one. With 4:48 left in the game, Umoh effectively ended North Carolina's hopes by drilling a 25-foot, rainbow-arc 3-pointer to give the Lady Tigers a 71-61 lead.

After that point, North Carolina (26-7) got no closer than six points, and after Clemson hit 11 straight free throws in the final 7:50, the celebration was on.

Clemson also showed its versatility Monday night, making most of its shots after squelching out a pair of first two rounds with defense only. The Lady Tigers shot 50.0 percent after making just 40.0 percent against Duke and 31.7 against N.C. State.

Leaving Davis thinking his team must be pretty fortunate. "I feel like it was 13 young ladies in strange uniforms more than fate," Davis said. "In order to win a championship, you have to be good and be lucky."

"I think this basketball team's really damned good."

They were especially damned good early in the second half. North Carolina led 45-36 at half-time, but used an 18-14 run to take a 53-49 lead with 13:12 remaining on a layup by Nikki Blessingame.

Clemson also outscored North Carolina 40-30 in the paint for the game, despite only pulling down seven offensive rebounds.

Forwards Natasha Anderson and Blessingame combined for 32 points, easily outscoring their UNC counterparts Chantel Wright and LaQuan Barkdale, who totaled 19.

"You know what you're getting," Amy Geren and Itoro Umoh, but

key to this team is Nikki Blessingame and Natasha Anderson, as it has been all season," Davis said. "They've come up huge before, and they came up huge tonight."

Clemson's North Carolina game was off to a hot start.

But No. 1 Clemson's defense was off to a hot start.

But No. 1 Clemson's defense was off to a hot start.

But No. 1 Clemson's defense was off to a hot start.

But No. 1 Clemson's defense was off to a hot start.

But No. 1 Clemson's defense was off to a hot start.

But No. 1 Clemson's defense was off to a hot start.

But No. 1 Clemson's defense was off to a hot start.

But No. 1 Clemson's defense was off to a hot start.

But No. 1 Clemson's defense was off to a hot start.

But No. 1 Clemson's defense was off to a hot start.

But No. 1 Clemson's defense was off to a hot start.

But No. 1 Clemson's defense was off to a hot start.

But No. 1 Clemson's defense was off to a hot start.

But No. 1 Clemson's defense was off to a hot start.

But No. 1 Clemson's defense was off to a hot start.

But No. 1 Clemson's defense was off to a hot start.

But No. 1 Clemson's defense was off to a hot start.

But No. 1 Clemson's defense was off to a hot start.

But No. 1 Clemson's defense was off to a hot start.

But No. 1 Clemson's defense was off to a hot start.

But No. 1 Clemson's defense was off to a hot start.

But No. 1 Clemson's defense was off to a hot start.

But No. 1 Clemson's defense was off to a hot start.

But No. 1 Clemson's defense was off to a hot start.

But No. 1 Clemson's defense was off to a hot start.

But No. 1 Clemson's defense was off to a hot start.

But No. 1 Clemson's defense was off to a hot start.

But No. 1 Clemson's defense was off to a hot start.

But No. 1 Clemson's defense was off to a hot start.

But No. 1 Clemson's defense was off to a hot start.

But No. 1 Clemson's defense was off to a hot start.

But No. 1 Clemson's defense was off to a hot start.

But No. 1 Clemson's defense was off to a hot start.

But No. 1 Clemson's defense was off to a hot start.

But No. 1 Clemson's defense was off to a hot start.

ACC Champs; Tigers rally to topple North Carolina

CHARLOTTE - The Clemson women's basketball team is currently enjoying the best season in school history.

Until Monday night, though, Clemson still has one demon hovering overhead, one team who always seemed superior.

But in tension-packed Independence Arena, Clemson finally slayed its North Carolina demon with a stirring second-half comeback, and grabbed its second ACC title with an 87-72 win.

"This was just so beautiful, to finally take down the team that's owned us for what seems like a long, long time," said Clemson coach Jim Davis. "We have a little saying on our team: Focus on the process, and not the product. And tonight, we finally won the product."

"They go to the foul line 42 times; we go 18; that's the difference in the game," said UNC coach Sylvia Hatchell, whose team was bidding for a third straight ACC tournament title. "Down the stretch we had all the shots we wanted to get, but we just absolutely couldn't hit them."

The Tigers showed guts, heart, and a simple will to win against a Tar Heel team that had beaten Clemson four straight times, including in the last two ACC title games.

But led by a veteran core of seniors that was making its fourth straight final game appearance, the fourth-seeded Tigers (24-5) rallied from a seven-point halftime deficit.

Two sources - one likely one highly unlikely - led Clemson past a first North Carolina team in the second half. Tigers senior guard Itoro Umoh, the unanimous tournament MVP, was unstoppable down the stretch, scoring 15 of her game-high 26 points in the second half.

"This one makes up for all the losses," said the Nigerian Umoh, who was 8-of-13 from the field. "I knew if we just keep the score close, we'd find a way to win, because we had to have wanted this game more."

Umoh's brilliance is well-documented: the player no one had a clue about was Tigers reserve guard Angie Cossey. A junior college transfer from Little North Arkansas College, Cossey subbed for the surprisingly ineffective Amy Geren (two points) in the second half and scored a career-

high 12 points, including hitting 7 of 8 free throws.

Meanwhile, UNC (26-7) couldn't get anything going on offense after intermission. With North Carolina's Jason Brown and Nikki Tooley struggling from the field, the third-seeded Tar Heels couldn't find any other offensive weapons, and shot just 32 percent after the break.

Making matters worse for the Heels, senior guard Chantel Wright suffered an eye injury with 3:19 to go, and her leadership was sorely missed when UNC started flinging desperate 3-point attempts toward the game's end.

"We kind of just went into a fog of defensiveness for a few minutes at a time," said Tar Heels guard Jessica Casper.

After the Tigers rallied to tie the game at 55 with 10:27 to play, Clemson took control. With senior forwards Natasha Anderson and Nikki Blessingame pounding the offensive glass (13 rebounds combined), the Tigers embarked on a 14-4 run over a 4:06 span to put the game away.

Cossey's 3-pointer put the Tigers up 61-55 with 7:50 left, and a minute later two free throws by Cossey gave Clemson a 66-59 edge. Then, after a defensive stop, Umoh made the play of the game. With the shot clock down to two, Umoh drained a 27-foot jumper from the left side that gave the Tigers a 68-59 lead with 4:41 left.

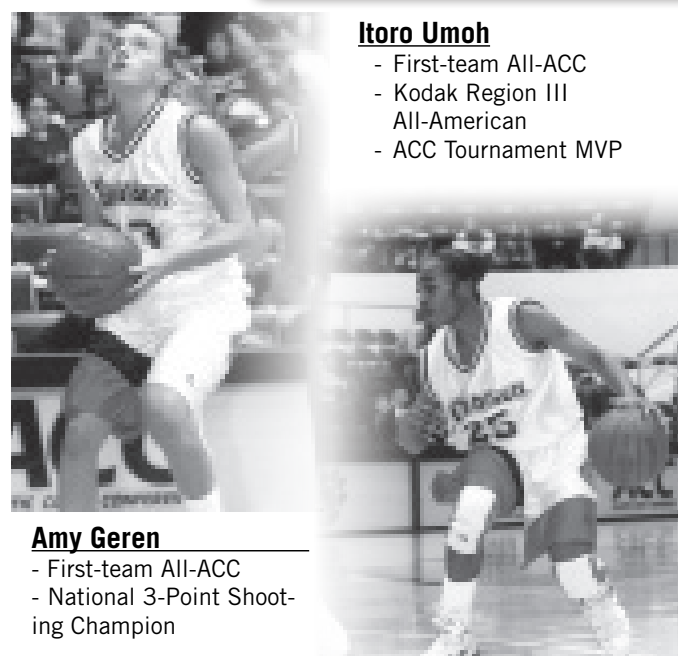
"I didn't look at the bench after I shot it, because I knew if I missed coach (Davis) may have killed me," Umoh laughed.

"Umoh's a terrific player; she can penetrate and dish and do everything," Hatchell said. "We had a tough time defensively on her."

In the final four minutes, the Tar Heels closed to within six points on two occasions, but Clemson's outstanding free throw shooting down the stretch (10-of-10 in the final 1:15) sealed the win for the Tigers, who now will likely host a first-round NCAA Tournament game.

Brown led UNC with 23 points. Tooley added 19. It was just North Carolina's second loss in its last 10 ACC Tournament games.

The first half was played at a fast pace, with the lead changing hands 12 times as both teams worked for an advantage. UNC appeared to break open the game in the final five minutes of the half. A 14-2 Tar Heels run, capped by a Tooley 3-pointer, gave North Carolina a 36-33 lead with 2:05 left in the half, and the Heels maintained a seven-point lead going into halftime.



Itoro Umoh

- First-team All-ACC
- Kodak Region III All-American
- ACC Tournament MVP

Amy Geren

- First-team All-ACC
- National 3-Point Shooting Champion



BARBARA KENNEDY


1978-1982

**Forward
Rome, GA**

"Barbara Kennedy is a great player. What makes Barbara difficult to defend is her ability to play with her back to the basket, or facing up, she can score in either situation. The bottom line is, a lot can shoot the ball but she can score and score and score."

- Pat Summitt, Tennessee Head Coach

- All-American in 1981 and 1982
- First-Team All-ACC 1980, 1981, 1982
- ACC Tournament MVP 1981, 1982
- NCAA record holder for most field goals in a season with 392 in 1981-82
- Tied for 11th in NCAA history for points in a season (908 in 1981-82) and ranks 14th in scoring average (29.3)
- ACC and Clemson all-time scoring leader (3,113 career points), all-time leader for most field goals (1,349), field goal attempts (760), rebounds (400) and rebounds per game (12.9)
- Led nation in scoring in 1981-82 with 29.2 points per game
- 93 20-point games, 28 30-point games and six 40-point games
- Scored the first points in the inaugural NCAA Tournament
- Member of the Clemson Athletic Hall of Fame and Ring of Honor
- Member of the U.S. National Team, 1982
- Named to the ACC 50-Year Anniversary Team in 2002



BOBBIE MIMS

1976-1980

**Guard
Bowman, SC**

- Four-Year Starter from 1976-1980
- 2nd-Team All-ACC Selection in 1978
- Inducted into Clemson Athletic Hall of Fame in 2001
- 1,448 points (9th in CU history), 630 rebounds (11th), 617 assists (1st), 224 steals (6th), 121 games started (1st)
- Played on teams that won 87 games, the 2nd-most in any four-year period in Clemson history
- 2014 ACC Tournament Legend



DONNA FORESTER

1976-1978

**Forward
Carnesville, GA**

- 13th on the Clemson all-time scoring list with 1,270 points, even though she played just two years
- Sixth on the Clemson career list for most rebounds with 766
- Ninth on the school's career list for most field goals made (535)
- Fourth on the Clemson career list for best free throw percentage with a .769 figure
- First on the ACC and Clemson career lists for best rebounding average with 12.2 rpg
- Second on the Clemson scoring list with a 20.2 average
- First-Team All-Atlantic Coast Conference in 1978
- Named to the ACC All-tournament team in 1978
- Named to the All-State team in 1977 and 1978
- A member of the Carolina Christmas Classic All-tournament team 1977
- Tied the Clemson record for best field goal percentage in a game (1.000) as she hit 12-12 against Claflin on December 7, 1977
- Tied the Lady Tiger record for the most rebounds in a game with 25 on February 12, 1977.




MARY ANNE CUBELIC

1979-1983

**Guard
Columbia, SC**

- Honorable Mention All-American 1983
- First-Team All-Atlantic Coast Conference 1982, 1983
- All-ACC tournament team, 1982
- Seventh on the Clemson career scoring list with 1,501 points
- Fourth in program history for most field goals attempted (1,491)
- Fifth in Clemson history for most field goals made with 651
- Led Clemson in scoring in 1982-83 with 14.4 ppg
- Led Clemson in free throw percentage in 1979-80 (.764)
- All-State in 1983
- All-Tournament team for 1982 Lady Tiger Invitational and voted best defensive player on the 1982 team
- Voted the team's best play-maker in 1981
- Named team MVP in 1982 and 1983
- Selected to the Clemson Athletic Hall-of-Fame in 2002.




PEGGY CAPLE

1981-1985

**Center
Maxton, NC**

- 14th on the Clemson career list for most points with 1,173
- Second all-time Clemson career rebounder with 1,087
- Sixth in program history for rebounding average (9.1 rpg)
- Holds the Clemson career records for most blocked shots (298) and blocked shots per game (2.50)
- Finished career ninth in Clemson history for steals with 160
- One of only two Clemson players to have over 1,000 points and 1,000 rebounds in a career
- First Tiger to record a triple double, accomplishing the feat against Kansas State in 1983



JANET KNIGHT

1982-1986

**Forward
Albany, GA**

- Clemson's second all-time career scorer with 1,795 points
- 14th on the all-time Clemson career list for rebounds with 565
- Fifth on the Clemson list for field goals attempted with 1,393 and second for field goals made with 731
- Ranks fourth for field goal percentage with .525, fourth for free throws made (333) and sixth for free throws attempted (410)
- Tied for second on the Clemson career list for free throw percentage with a .812 mark, (333-410)
- Clemson's fifth leading career scorer with a 15.7 average
- Led Clemson in scoring in 1983-84 and 1984-85
- Led Clemson in free throw pct. all four years of her career
- A third-team All-American in 1985
- First-Team All-Atlantic Coast Conference in 1985
- Second-Team All-Atlantic Coast Conference in 1984
- Named to six all-tournament teams during her career
- Named Clemson's MVP for the 1985 season
- Inducted into the Clemson Athletic Hall of Fame in 1999



LOUISE GREENWOOD

1985-1989

**Center
Beech Island, SC**

- Second-Team All-ACC in 1989
- 1989 American Women's Sports Federation All-American in 1989 (Honorable Mention)
- Fourth on the Clemson career list for most rebounds with 859
- 14th on the Clemson career scoring list with 1,268 points
- Tied for 10th in program history for career field goals made (532)
- Finished career sixth on the school's career list for most blocked shots with 81
- Fifth on the school's list for best free throw percentage (.765)
- 10th on the school's list for best career rebounding average (7.7)
- Named Most Valuable Player of the 1987 Georgia Southern Invitational
- Finished career tied with Mary Ann Cubelic for Clemson's best career free throw percentage in the ACC Tournament (.857)
- Led Clemson in rebounding in 1986-87 and 1987-88.



KAREN JENKINS

1985-1989

**Forward
Greenville, SC**

- Second-Team All-ACC in 1988
- 1988 American Women's Sports Federation All-American (Honorable Mention)
- Sixth in Clemson history for points scored with 1,514
- 10th on the Clemson career scoring average list (13.6)
- Second all-time at Clemson for field goal percentage (.538)
- Sixth on the Clemson career list for field goals made (647) and ranks eighth for most field goals attempted with 1202
- Ninth on the Tiger career list for rebounds with 687
- Led Clemson in scoring in 1986-87 and 1987-88.




SHANDY BRYAN

1989-1993

**Forward
Morristown, TN**

- First-Team All-ACC in 1993
- 1993 American Women's Sports Federation All-American (Second Team)
- Fourth in program history for points scored with 1,631 points
- Fourth on the Clemson career list for most field goals made (661) and most field goals attempted with 1328
- Third on the Tiger career list for most rebounds with 874
- Fifth on the Clemson all-time list for most free throws attempted (417) and most free throws made (309)
- Led Clemson in scoring (18.7 ppg.), rebounding (8.6 rpg.), field goal pct. (.545), free throw pct. (.743) and blocked shots (28) in 1992-93
- Inducted into the Clemson Athletic Hall of Fame in 2006.



KERRY BOYATT

1989-1993

**Guard/Forward
Oneida, TN**

- Second-Team All-ACC in 1990
- ACC Rookie-of-the-Year in 1990
- 1993 American Women's Sports Federation All-American (Honorable Mention)
- 1990 American Women's Sports Federation All-Freshman Team
- Tenth in program history for points scored with 1,422 points
- Third on the Clemson career list for 3-point goals made (178)
- Third all-time list for 3-point field goal percentage (.396)
- Seventh on the Clemson career list for free throws made (294) and fourth on the school's career list for most free throws attempted (406).



JACKIE FARMER

1989-1991

**Center
Philadelphia, PA**

- Second-Team All-ACC 1991
- 1991 American Women's Sports Federation All-American (Fourth Team)
- Third on Clemson's career list for blocked shots with 129
- Led ACC in blocked shots in 1990 and 1991
- Third on the school's list for career rebound average (9.8)
- Led ACC in rebounding and was ranked 16th nationally with 285 rebounds in 1991
- Eighth in program history for field goal percentage (.505)
- 13th on Clemson's career list for most rebounds with 570
- Holds Clemson record for most rebounds in an NCAA Tournament game with 19 vs. Providence on March 16, 1991
- A member of two all-tournament teams during her career
- Recorded a double-double against Alabama State scoring 27 points while pulling down 20 rebounds on 11-24-90
- Fourth on Clemson's single-season blocked shot list with 69 (1989-90)



CHERON WELLS

1990-1992

**Guard
Dayton, OH**

- 1992 Second-Team All-ACC
- In 1991, she became first Clemson player to be named to an NCAA Tournament All-Region Team when she was named to the NCAA East Regional Team
- Participated in the 1992 U. S. Olympic Trials
- 1992 American Women's Federation All-American, Third-Team
- Finished career 20th on the Clemson career list for most points with 930 in only two years of play
- 1991 ACC All-Tournament Team
- 1991 American Women's Sports Federation All-American (Honorable Mention)
- Clemson's leading scorer in 1990-91 and 1991-92
- Clemson's MVP in 1991 and 1992



JESSICA BARR

1992-1994

**Forward
Batesburg, SC**

- 1993-94 Kodak All-American
- 1993-94 Basketball America All-American
- 1994 ACC Player of the Year (first Clemson honoree)
- First-Team All-ACC in 1994
- ACC All-Tournament Team 1993-1994
- District III Kodak All-American Team
- ACC All-Tournament Team (First-Team)
- State of South Carolina's Female Amateur Athlete of the Year
- Scored 594 points in 1993-94, the sixth most in a single season in Clemson history
- Led the team and the ACC in scoring (19.8 ppg.)
- Second in the ACC in field goal pct. (.237-.429) .552
- Named to the All-Tournament Team at the UNLV Tournament in 1993-94
- Named MVP of the Hilton Head Tournament in Hilton Head, S.C.
- Became only the third player in Clemson history to lead the Tigers in scoring, rebounding and field goal percentage in a single season
- Selected to the ACC 50-Year Anniversary Team in 2002



TARA SAUNOOKE

1991-1995

**Guard/Forward
Asheville, NC**

- First-Team All-Atlantic Coast Conference in 1995
- Holds the Clemson record for most 3-pointers in a career (252)
- Eighth in Clemson history for points scored with 1,462
- Finished career 10th on the Clemson career list for most field goals made with 497
- First on the school's career list for most 3-pointers per game (2.08), most 3-point field goals attempted (586) and best 3 point field percentage (.430)
- Tied in Clemson program history for free throw pct. (.812)



LAURA COTTRELL

1993-1997

**Forward
Hayesville, NC**

- First-Team All-ACC in 1996 and 1997
- Named MVP at the 1996 ACC Tournament, Clemson's first-ever ACC Basketball Championship
- Named MVP at the 1996-97 Boise State Tournament
- Became the 15th Clemson player to reach the 1,000-point plateau in a career (vs. Texas, 2/1/97)
- The fifth Clemson player to reach 1,000 points, 800 rebounds
- Fifth all-time Clemson rebounder with 808
- 16th on the Clemson career list for most points with 1,108
- Finished career fifth on the Clemson career list for most 3-point field goals with 51



AMY GEREN

1995-1999

**Guard
Cleveland, TN**

- First-Team All-ACC in 1998 and 1999
- National Three-Point Shooting Contest Champion
- Participant in the WBCA All-Star Game
- 12th on the Clemson career list for most points with 1,402
- Clemson all-time free throw percentage leader at .848
- Led the ACC in free throw percentage in 1998-99
- Led the team in scoring in 1998 and 1999
- Led the team in free throw shooting 1996, 1998, and 1999
- Starter on two ACC Championship teams
- Inducted into the Clemson Athletic Hall of Fame in 2007.



PHANIE RIDGEWAY

1994-1996
Guard
Monroe, GA

- First-Team All-Atlantic Coast Conference in 1996
- 1996 District III All-American
- Finished career 23rd on the school's career list for most points scored with 872
- Ninth on the Clemson career list for best scoring average, 14.1
- 1996 All-ACC Tournament Team
- Co-Captain of Clemson's first Atlantic Coast Conference Championship team in 1996
- MVP at the Texas-Arlington Tournament in the 1995-96 season.



ERIN BATTH

1997-2001
Center
Marietta, GA

- Second-Team All-ACC in 2001
- Defensive All-American, Second-Team in 2000 and 2001
- Drafted by the Cleveland Rockers of the WNBA
- First Clemson player to be drafted in the WNBA draft
- 59th pick overall, the 11th selection in the fourth round
- Member of the ACC's All-Defensive Team in 2000 and 2001
- 25th all-time leading scorer in Clemson history with 972 points
- Clemson's eighth all-time leading rebounder with 722
- Seventh all-time leading shot blocker with 111 blocked shots



ITORO UMOH

1995-1999
Guard
Hephzibah, GA

- First-Team All-ACC in 1999
- Unanimous ACC Tourney MVP (1999)
- Kodak District II All-American
- 1999 Honorable Mention All-American by the Associated Press
- 11th on the Clemson career list for most points with 1,409
- 16th on the Clemson career list for most rebounds with 543
- Third on the school's career list for most assists with 459
- Fourth on Clemson's career list for most steals with 265
- Had a triple-double vs. Wake Forest on January 17, (12 points, 10 assists and 11 rebounds)
- Participant in the WBCA All-Star Game in 1999
- Scored 54 points in the 1999 ACC Tournament, 26 points in the Championship game vs. North Carolina on 3-1-99
- Selected to the ACC 50-Year Anniversary Team in 2002
- Participated in the 2004 Olympic Games and the 2006 FIBA World Championships for the Nigerian national team
- Inducted into the Clemson Athletic Hall of Fame in 2008.
- Named Head Coach in 2010



CHRISSY FLOYD

1999-2003
Guard
Laurens, SC


- Finished her career with 1,937 points, second on the Clemson career list
- Named first team All-ACC in 2002 and 2003 and was a second-team selection in 2000 and 2001
- Became only the fourth person in ACC history to be named All-ACC for four seasons
- Finished 25th on the ACC Career list for most points scored with 1,937
- Finished her career with 218 steals, seventh in program history
- Led Clemson in scoring for four straight seasons
- Became only the second player in Clemson history to lead the team in scoring for four seasons
- Finished her career in eighth place for most 3-point field goals made with 124
- Named to the Atlantic Coast Conference's 50th Anniversary Team, one of only two active Clemson athletes to be named to the ACC's 50th Anniversary team at the time
- Named Kodak District II All-American in 2001, 2002 and 2003.



LAKEIA STOKES

2000-2004
Guard/Forward
Covington, GA

- Named First-Team All-ACC in 2004
- Named Kodak Region All-America for the 2003-04 season
- Led the team in scoring (17.0 ppg.) and rebounding (7.0) in 2004
- Led the team in assists with 104 in 2004
- Led the team in steals with 70 in 2004
- Named to the All-Tournament Team at the Great Alaska Shootout in 2004
- Clemson's 24th career scorer with 974 points
- First Clemson player ever to lead the team in scoring, rebounding, and assists in the same season



LELE HARDY

2006-2010
Guard/Forward
Spartanburg, SC

- Fifth leading scorer in Clemson's history with 1,571 points
- Three-time Tiger MVP, two-time All ACC, and two-time ACC All-Defensive Team
- 23rd in NCAA history for career steals at 398
- Member of the 1400 points and 200 assist club
- Listed as first in school's history for career steals (398) and first in steals per game (3.24)
- The Tigers' third highest rebounder at 933
- Finished career eighth in field goals made (577), third in field goals attempted (1,534) and ninth in 3-point field goals made (116) in program history
- Sixth in Clemson history for free throws made (301) and third in free throws attempted (465)
- All-ACC Freshman Team
- Tied for first in games started with 121/123

Years	GP-GS	FGM-FGA	Pct.	3FG-FGA	PCT	FT-FTA	PCT	REB	AVG	AS	B	ST	PTS	AVG
Julie Aderhold														
2000-2001	31-3	58-138	.420	30-75	.400	25-32	.781	90	2.9	23	3	12	171	5.5
2001-2002	29-15	61-169	.361	26-80	.325	40-48	.833	89	3.1	23	6	17	188	6.5
2002-2003	19-13	55-130	.423	26-69	.377	16-18	.889	46	2.4	28	2	8	152	8.0
2003-2004	29-29	97-280	.346	43-135	.319	36-47	.766	110	3.8	44	6	16	273	9.4
Totals	108-60	271-717	.378	125-359	.348	117-145	.807	335	3.1	118	17	53	784	7.3
Jaia Alexander														
2016-2017	30-9	69-192	.359	4-23	.174	71-92	.772	116	3.9	34	2	14	213	7.1
2017-2018	16-0	50-145	.345	3-14	.214	45-62	.726	73	4.6	17	3	14	148	9.3
Totals	46-9	119-337	.353	7-37	.189	116-154	.753	189	4.1	51	5	28	361	7.8
Lauren Allen														
2002-2003	12-0	3-12	.250	0-0	.000	1-4	.250	21	1.8	3	1	5	7	0.6
2003-2004	19-0	10-27	.370	0-0	.000	8-13	.615	26	1.4	1	1	3	28	1.5
2004-2005	27-12	25-60	.417	0-0	.000	7-13	.538	86	3.2	23	7	16	57	2.1
2005-2006	28-4	31-65	.477	0-0	.000	14-31	.452	108	3.9	30	6	16	76	2.7
Totals	86-16	69-164	.421	0-0	.000	30-61	.492	241	2.8	57	15	40	168	2.0
Yoneko Allen														
1999-2000	13-0	4-9	.444	2-5	.400	4-5	.800	7	0.5	4	7	0	14	1.1
Natasha Anderson														
1995-1996	30-2	41-79	.519	0-0	.000	10-21	.476	49	1.6	16	9	15	92	3.1
1996-1997	30-9	82-194	.423	2-7	.286	33-52	.635	120	4.0	28	13	22	199	6.6
1997-1998	33-11	131-287	.456	0-3	.000	65-88	.739	159	4.8	71	13	37	327	9.9
1998-1999	32-32	167-335	.499	1-2	.500	80-113	.708	211	6.6	52	29	45	415	13.0
Totals	125-54	421-895	.470	3-12	.250	188-274	.686	539	4.3	167	64	119	1033	8.3
Wendy Anderson														
1986-1987	11-0	2-9	.222	NA	NA	3-5	.200	17	1.5	0	1	0	7	.06
Tia Andrew														
2001-2002	22-4	9-29	.310	0-0	.000	4-10	.400	71	3.2	1	24	12	22	1.0
2002-2003	21-6	11-24	.458	0-0	.000	10-16	.625	62	3.0	3	15	11	32	1.5
Totals	43-10	20-53	.377	0-0	.000	14-26	.538	133	3.1	4	39	23	54	1.3
Andi Ashmore														
1975-1976	2-0	0-1	.000	NA	NA	0-2	.000	3	1.5	0	NA	NA	0	0.0
Ivy Atkism														
2014-2015	28-13	28-65	.431	0-0	.000	13-17	.765	56	2.0	1	6	3	69	2.5
2015-2016	4-0	3-12	.250	0-0	.000	2-6	.333	13	3.3	1	0	0	7	1.8
2016-2017	31-31	46-102	.451	0-0	.000	19-33	.576	77	2.5	8	6	6	111	3.6
2017-2018	29-29	32-86	.372	0-0	.000	24-33	.727	67	2.3	8	3	4	88	3.0
Totals	92-73	109-265	.411	0-0	.000	57-85	.671	213	2.3	18	15	13	275	3.0
Alexis Auffray														
2006-07	12-0	1-3	.333	1-1	1.000	0-0	.000	5	0.4	8	0	2	3	0.3
Amy Austin														
1985-1986	6-0	2-9	.222	NA	NA	0-0	.000	6	1.0	0	0	0	4	0.7
Cynthia Austin														
1979-1980	32-1	42-93	.452	NA	NA	15-24	.628	30	1.0	34	1	9	99	3.1
1982-1983	26-13	75-187	.401	NA	NA	29-42	.690	54	2.1	90	2	20	179	6.9
1983-1984	25-4	18-53	.340	NA	NA	6-7	.857	30	1.2	31	3	6	42	1.7
Totals	83-18	135-333	.405	NA	NA	50-73	.685	114	1.4	155	6	35	320	3.9
Rose Ballard														
1987-1988	23-0	20-47	.426	0-0	.000	13-23	.565	30	1.3	13	3	4	53	2.3
Jena Barnett														
1985-1986	21-0	17-30	.567	NA	NA	2-5	.400	25	1.2	2	3	4	36	1.7
1986-1987	27-1	30-77	.390	NA	NA	6-14	.429	51	1.9	11	3	15	66	2.4
1987-1988	19-0	14-31	.452	0-0	.000	7-11	.636	23	1.2	2	2	4	35	1.8
Totals	67-1	61-138	.442	0-0	.000	15-30	.500	99	1.5	15	8	23	137	2.0
Jessica Barr														
1992-1993	28-9	104-216	.481	7-25	.280	56-87	.644	149	5.3	26	11	24	271	9.7
1993-1994	30-30	237-429	.552	16-36	.444	104-151	.689	256	8.5	39	19	65	594	19.8
Totals	58-39	341-645	.528	23-61	.377	160-238	.672	405	6.9	65	30	89	865	14.9
Erin Bath														
1997-1998	33-1	41-108	.380	3-8	.375	28-57	.491	96	2.9	16	21	16	113	3.4
1998-1999	27-19	81-205	.395	0-4	.000	44-71	.620	136	5.0	20	27	35	206	7.6
1999-2000	31-20	112-297	.377	3-11	.273	62-97	.639	230	7.4	33	39	41	289	9.3
2000-2001	30-30	137-334	.410	1-1	1.000	89-128	.695	260	8.7	40	29	51	364	12.1
Totals	121-70	371-944	.393	7-24	.292	223-353	.632	722	6.0	109	116	143	972	6.7
Rose Bayer														
1981-1982	13-0	1-6	.166	NA	NA	0-0	.000	4	0.3	3	0	2	2	0.2
Carol Bean														
1987-1988	7-0	2-5	.400	0-0	.000	2-2	1.000	3	0.4	1	0	0	6	0.9

CAREER STATS: BEC-BRO

Years	GP-GS	FGM-FGA	Pct.	3FG-FGA	PCT	FT-FTA	PCT	REB	AVG	AS	B	ST	PTS	AVG
Gretchen Becker														
1977-1978	30-NA	164-301	.545	NA	NA	54-109	.495	227	7.5	11	NA	31	382	12.7
1978-1979	8-5	29-65	.446	NA	NA	24-37	.648	34	4.9	4	3	6	82	10.6
1979-1980	32-0	37-79	.468	NA	NA	15-31	.483	77	2.4	6	7	7	89	2.9
1980-1981	31-15	63-155	.406	NA	NA	36-64	.563	135	4.4	19	22	17	162	5.2
Totals	101-NA	293-600	.488	NA	NA	129-241	.535	473	4.7	40	32	61	715	7.1
Jan Bedenbaugh														
1975-1976	22-2	19-64	.297	NA	NA	12-29	.414	60	2.7	11	NA	NA	50	2.3
Tylar Bennett														
2017-2018	29-3	25-53	.472	0-0	.000	17-39	.436	85	2.9	3	42	8	67	2.3
2018-2019	33-33	58-149	.389	0-0	.000	40-73	.548	204	6.2	21	63	28	156	4.7
Totals	62-36	83-202	.411	0-0	.000	57-112	.509	289	4.7	24	92	105	223	3.6
Lynette Bentley														
1983-1984	11-0	4-9	.444	NA	NA	0-2	.000	10	0.9	1	0	1	8	0.7
1984-1985	22-0	22-44	.500	NA	NA	7-12	.583	42	1.9	3	2	2	51	2.3
Totals	33-0	26-53	.491	NA	NA	7-14	.500	52	1.6	4	2	3	59	1.8
Georgia Bethea														
1975-1976	20-7	22-82	.268	NA	NA	8-15	.533	37	1.9	20	NA	NA	52	2.6
Sandy Bishop														
1983-1984	31-10	145-298	.487	NA	NA	84-131	.641	213	6.9	14	16	39	374	12.1
1984-1985	27-27	189-357	.529	NA	NA	75-111	.676	293	10.9	23	22	55	453	16.8
Totals	58-37	334-655	.510	NA	NA	159-242	.657	506	8.7	37	38	94	827	14.3
Sally Black														
1976-1977	26-0	36-66	.545	NA	NA	14-21	.667	5	0.2	23	NA	16	86	3.3
Monica Blackmon														
2001-2002	23-0	4-13	.308	0-0	.000	2-3	.667	18	0.8	0	2	0	10	0.4
2002-2003	12-0	2-7	.286	0-0	.000	3-6	.500	7	0.6	0	2	1	7	0.6
Totals	35-0	6-20	.300	0-0	.000	5-9	.556	25	0.7	0	4	1	17	0.5
Cookie Blackney														
1975-1976	23-6	40-112	.345	NA	NA	22-53	.415	160	7.0	11	NA	NA	102	4.4
Skylar Blackstock														
2018-2019	16-0	6-13	.462	0-0	.000	0-4	.000	9	0.6	3	0	3	12	0.8
Nikki Blassingame														
1995-1996	31-1	23-62	.371	0-0	.000	13-21	.619	64	2.1	8	6	14	59	1.9
1996-1997	30-6	31-69	.449	0-0	.000	13-23	.565	54	1.8	7	4	9	75	2.5
1997-1998	33-14	102-198	.515	0-0	.000	40-63	.635	165	5.0	12	15	33	244	7.4
1998-1999	32-32	140-261	.536	0-2	.000	45-81	.556	254	7.9	21	25	45	325	10.2
Totals	126-53	296-590	.502	0-2	.000	111-188	.590	537	4.3	48	50	101	703	5.6
Renee Bowman														
1988-1989	29-1	45-130	.346	18-44	.409	20-27	.741	47	1.6	7	2	9	128	4.4
Kerry Boyatt														
1989-1990	32-22	159-353	.450	40-85	.471	132-178	.742	153	4.8	55	13	64	490	15.3
1990-1991	33-20	133-321	.414	64-156	.410	55-77	.714	109	3.3	51	8	51	385	11.7
1991-1992	27-22	93-228	.408	46-116	.397	52-75	.693	91	3.4	30	1	30	284	10.5
1992-1993	29-24	90-230	.391	28-93	.301	55-76	.724	119	4.1	49	5	35	263	9.1
Totals	121-88	475-1132	.420	178-450	.396	294-406	.724	472	3.9	185	27	180	1422	11.8
Adrianne Bradshaw														
2004-2005	26-4	28-67	.418	0-0	.000	26-43	.605	63	2.4	3	6	5	82	3.2
2005-2006	29-0	63-144	.438	0-0	.000	35-54	.648	54	1.9	5	11	6	161	5.6
2006-2007	30-5	48-130	.369	0-0	.000	24-44	.545	87	2.9	6	27	13	120	4.0
Totals	85-9	139-341	.408	0-0	.000	85-141	.603	204	2.4	14	44	24	363	4.3
Stephanie Brake														
1976-1977	12-0	5-16	.313	NA	NA	0-2	.000	15	1.3	3	NA	NA	10	0.8
Aja Brantley														
2004-2005	4-0	0-0	.000	0-0	.000	2-2	1.000	1	0.3	0	0	0	2	0.5
Julie Brickley														
1983-1984	30-3	89-155	.574	NA	NA	41-70	.586	109	3.6	9	9	8	219	7.3
1984-1985	23-0	77-157	.490	NA	NA	41-69	.594	79	3.4	9	10	9	195	8.5
1985-1986	28-23	157-282	.557	NA	NA	71-96	.740	191	6.8	28	28	15	385	13.8
1986-1987	4-3	15-31	.484	NA	NA	11-17	.647	27	6.8	4	4	2	41	10.3
Totals	85-29	338-625	.541	NA	NA	164-252	.651	406	4.8	50	51	34	840	9.9
Cissy Bristol														
1977-1978	32-NA	191-365	.523	NA	NA	71-91	.780	146	4.6	43	NA	36	453	14.2
1978-1979	18-15	112-222	.505	NA	NA	48-57	.842	78	4.3	31	1	27	272	15.1
1979-1980	22-14	80-182	.440	NA	NA	18-28	.643	51	2.3	49	0	23	178	8.1
1981-1982	32-21	149-335	.444	NA	NA	28-37	.757	80	2.5	78	0	15	326	10.2
Totals	104-NA	532-1104	.482	NA	NA	165-213	.775	355	3.4	201	1	101	1229	11.8

Years	GP-GS	FGM-FGA	Pct.	3FG-FGA	PCT	FT-FTA	PCT	REB	AVG	AS	B	ST	PTS	AVG
Christy Brown														
2006-2007	30-29	91-239	.381	19-65	.292	34-57	.596	63	2.1	142	3	40	235	7.8
2007-2008	30-28	102-281	.363	21-78	.269	36-57	.632	75	2.5	110	3	34	161	8.7
2008-2009	31-16	43-119	.361	7-30	.233	23-32	.719	61	2.0	49	4	39	116	3.7
2009-2010	31-13	46-109	.422	6-18	.333	11-18	.611	55	1.8	58	2	25	109	3.5
Totals	122-86	282-748	.377	53-191	.277	104-164	.634	254	2.1	359	12	138	721	5.9
DeShawn Brown														
1991-1992	25-0	12-37	.324	0-0	.000	5-14	.357	52	2.1	4	3	12	29	1.2
Lisa Brown														
1987-1988	23-0	24-53	.453	0-0	.000	5-9	.556	29	1.3	2	1	5	53	2.3
1988-1989	31-13	61-127	.480	0-0	.000	22-34	.647	65	2.1	23	0	7	144	4.6
1989-1990	32-16	63-142	.444	0-0	.000	21-36	.583	65	2.0	24	3	15	147	4.6
Totals	86-29	148-322	.460	0-0	.000	48-79	.608	159	1.8	49	4	27	344	4.0
Shandy Bryan														
1989-1990	32-13	125-261	.479	0-0	.000	59-72	.819	168	5.3	20	24	29	309	9.7
1990-1991	33-17	138-311	.444	0-1	.000	78-98	.796	202	6.1	8	26	39	354	10.7
1991-1992	31-29	174-345	.504	0-0	.000	59-95	.621	246	7.9	26	18	28	407	13.1
1992-1993	30-30	224-411	.545	0-0	.000	113-152	.743	258	8.6	29	28	50	561	18.7
Totals	126-89	661-1328	.498	0-1	.000	309-417	.741	874	6.9	83	96	146	1631	12.9
Michelle Bryant														
1987-1988	28-13	134-280	.479	0-1	.000	76-109	.697	195	7.0	30	2	38	344	12.3
1988-1989	28-24	142-291	.488	2-3	.667	95-120	.792	253	9.0	46	2	56	381	13.6
Totals	56-37	276-571	.483	2-4	.500	171-229	.747	448	8.0	76	4	94	725	12.9
Debra Buford														
1977-1978	32-NA	89-195	.456	NA	NA	24-54	.444	124	3.9	33	NA	69	202	6.3
1978-1979	29-20	107-257	.416	NA	NA	30-65	.462	207	7.1	58	9	65	244	8.4
1979-1980	36-12	81-179	.453	NA	NA	36-66	.545	145	4.0	91	11	41	198	5.5
1980-1981	30-26	108-266	.406	NA	NA	43-74	.581	197	6.6	84	12	64	259	8.6
Totals	127-NA	385-897	.429	NA	NA	133-259	.514	673	5.3	266	NA	239	903	7.1
Vicky Burton														
1975-1976	24-24	116-256	.453	NA	NA	53-82	.646	68	2.8	154	NA	NA	285	11.9
1976-1977	26-10	52-146	.356	NA	NA	24-36	.667	41	1.6	82	NA	20	128	4.9
Totals	50-34	168-402	.418	NA	NA	77-118	.653	109	2.2	236	NA	20	413	8.3
Maria Byars														
1979-1980	14-0	3-5	.600	NA	NA	2-3	.667	2	0.7	6	0	2	8	0.6
Datishella Byrd														
1998-1999	26-0	14-51	.275	1-7	.143	6-11	.545	49	1.9	4	2	3	35	1.3
1999-2000	31-16	56-102	.346	7-27	.259	47-64	.734	135	4.4	19	9	36	166	5.4
Totals	57-16	70-213	.329	8-34	.235	53-75	.707	184	3.2	23	11	39	201	3.5
Morganne Campbell														
2006-2007	22-0	32-90	.356	10-27	.370	24-33	.727	32	1.5	14	4	14	98	4.5
2007-2008	31-28	97-223	.435	16-58	.276	55-88	.625	105	3.4	36	10	51	265	8.5
2008-2009	20-7	21-71	.296	6-25	.240	8-10	.800	34	1.7	11	7	18	56	2.8
2009-2010	25-1	18-59	.305	5-31	.161	8-10	.800	25	1.0	10	5	11	49	2.0
Totals	98-36	168-443	.379	37-141	.262	95-141	.674	196	2.0	71	26	94	468	4.8
Donna Cannady														
1981-1982	32-1	35-73	.479	NA	NA	19-36	.527	104	3.3	24	11	10	89	2.8
Peggy Caple														
1981-1982	32-27	81-203	.399	NA	NA	29-46	.630	310	9.7	17	68	32	191	6.0
1982-1983	29-29	151-320	.472	NA	NA	67-119	.563	257	8.9	33	84	43	369	12.7
1983-1984	31-30	125-259	.483	NA	NA	67-112	.598	276	8.9	38	76	38	317	10.2
1984-1985	27-27	119-279	.427	NA	NA	58-110	.527	244	9.0	55	70	46	296	11.0
Totals	119-113	476-1061	.449	NA	NA	221-387	.571	1087	9.1	143	298	159	1173	9.9
Victoria Cardaci														
2014-2015	13-0	4-11	.364	4-10	.400	0-2	.000	1	0.1	5	0	2	12	0.9
2015-2016	30-24	63-208	.303	52-179	.291	5-9	.556	52	1.7	27	2	32	183	6.1
2016-2017	31-11	57-166	.343	53-154	.344	1-2	.500	50	1.6	24	1	26	168	5.4
Totals	74-35	124-385	.322	109-343	.318	6-13	.462	103	1.4	56	3	60	363	4.9
Alexis Carter														
2014-2015	20-0	12-33	.364	4-11	.364	4-7	.571	21	1.1	10	0	7	32	1.6
2015-2016	30-5	52-164	.317	6-33	.182	33-57	.579	56	1.9	35	3	16	143	4.8
2016-2017	23-19	37-143	.259	3-31	.097	38-52	.731	52	2.3	32	0	18	115	5.0
2017-2018	30-16	65-206	.316	3-24	.125	72-100	.720	64	2.1	48	1	23	205	6.8
Totals	103-40	166-546	.304	16-99	.162	147-216	.681	193	1.9	125	4	64	495	4.8
Tabitha Chambers														
1993-1994	6-2	9-26	.346	0-0	.000	2-4	.500	23	3.8	2	8	4	20	3.3
Sade Chatman														
2013-2014	18-10	34-82	.415	1-2	.500	11-19	.579	36	2.0	4	11	9	80	4.4

CAREER STATS: CO-DAV

Years	GP-GS	FGM-FGA	Pct.	3FG-FGA	PCT	FT-FTA	PCT	REB	AVG	AS	B	ST	PTS	AVG
Serena Clark														
2010-2011	18-0	3-6	.500	0-0	.000	8-12	.667	16	0.9	1	3	5	14	0.8
Shereitha Clay														
1986-1987	6-0	1-4	.250	NA	NA	1-3	.333	5	0.8	0	0	0	3	0.5
Camreé Clegg														
2018-2019	33-0	23-66	.348	21-57	.368	14-21	.667	12	0.4	11	1	2	81	2.5
Sheila Cobb														
1979-1980	36-36	176-336	.524	NA	NA	67-119	.563	371	10.3	43	42	87	419	11.6
1980-1981	5-4	17-30	.566	NA	NA	9-18	.500	34	6.8	4	4	6	43	8.6
1981-1982	3-3	12-25	.480	NA	NA	3-11	.273	24	8.0	0	0	1	27	9.0
1982-1983	3-0	7-19	.368	NA	NA	0-4	.000	19	6.3	1	0	6	14	4.7
Totals	47-43	212-410	.517	NA	NA	79-152	.520	448	9.5	48	46	100	503	10.7
Aliyah Collier														
2015-2016	30-20	86-224	.384	2-8	.250	46-78	.590	179	6.0	38	12	41	220	7.3
2016-2017	29-20	111-224	.496	4-13	.308	38-52	.731	228	7.9	28	26	46	291	10.0
2017-2018	19-8	55-156	.353	6-24	.250	37-53	.698	102	5.4	24	11	39	153	8.1
2018-2019	24-5	117-281	.416	26-74	.351	42-63	.667	169	7.0	42	16	54	302	12.6
Totals	102-53	369-885	.417	38-119	.319	190-297	.640	678	6.6	132	65	180	966	9.5
Catherine Compton														
1999-2000	4-0	1-2	.500	0-0	.000	0-0	.000	1	0.3	0	0	0	2	0.5
Calesha Corder														
1992-1993	27-2	23-57	.404	7-19	.368	7-15	.467	24	0.9	31	0	14	60	2.2
1993-1994	30-3	56-156	.359	13-37	.351	33-45	.733	55	1.8	68	1	24	158	5.3
1994-1995	15-10	32-94	.340	2-14	.143	19-27	.704	39	2.6	34	2	20	85	5.7
1996-1997	29-14	45-108	.417	13-44	.295	28-39	.719	44	1.5	40	3	82	131	4.5
Totals	101-56	139-331	.420	35-114	.307	87-126	.690	162	1.6	173	3	82	400	4.0
Angie Cossey														
1998-1999	28-0	16-63	.254	8-34	.235	26-35	.743	33	1.2	19	0	12	66	2.4
1999-2000	25-21	64-184	.348	33-98	.337	68-83	.819	58	2.3	40	1	24	229	9.2
Totals	53-21	80-247	.324	41-132	.311	94-118	.797	91	1.7	59	1	36	295	5.6
Karla Costin														
1991-1992	15-0	7-25	.280	0-3	.000	6-11	.545	31	2.1	2	2	2	20	1.3
Chyna Cotton														
2016-2017	16-0	4-14	.286	0-0	.000	3-7	.429	18	1.1	3	3	3	11	0.7
2017-2018	16-0	6-23	.261	1-5	.200	1-6	.167	15	0.9	4	2	2	14	0.9
2018-2019	33-4	32-113	.283	0-2	.000	17-22	.773	89	2.7	22	2	19	81	2.5
Totals	65-4	42-150	.280	1-7	.143	21-35	.600	122	1.9	29	7	24	106	1.6
Laura Cottrell														
1993-1994	27-0	42-87	.483	3-9	.333	22-45	.489	70	2.6	9	2	13	109	4.0
1994-1995	31-25	141-272	.518	4-12	.333	97-138	.703	263	8.5	25	9	46	383	12.4
1995-1996	31-26	117-264	.443	29-68	.426	74-99	.747	270	8.7	40	5	42	337	10.9
1996-1997	30-21	97-227	.427	15-46	.326	70-101	.693	205	6.8	26	5	41	279	9.3
Totals	119-99	397-850	.467	51-135	.378	263-383	.687	808	6.8	161	21	142	1108	9.3
Lauren Couch														
2011-2012	5-1	0-1	.000	0-1	.000	1-2	.500	2	0.4	1	0	0	1	0.2
Donna Cowart														
1978-1979	18-0	11-21	.524	NA	NA	3-4	.750	16	0.9	12	0	8	25	1.4
Kaitlyn Cranshaw														
2010-2011	5-0	0-1	.000	0-1	.000	0-0	.000	1	0.2	0	0	0	0	0
Heather Crowe														
1999-2000	12-0	4-16	.250	1-7	.143	2-2	1.000	7	0.6	1	0	1	11	0.9
2000-2001	12-0	2-10	.200	2-7	.286	1-2	.500	2	0.2	1	1	0	7	0.6
Totals	24-0	6-26	.231	3-14	.214	3-4	.750	9	0.4	2	1	1	18	0.8
Mary Anne Cubelic														
1979-1980	31-21	132-303	.436	NA	NA	42-55	.764	84	2.7	76	5	30	306	9.9
1980-1981	27-17	93-267	.348	NA	NA	43-63	.683	73	2.7	119	1	30	229	8.5
1981-1982	32-32	243-508	.478	NA	NA	61-83	.735	151	4.7	100	4	25	547	17.1
1982-1983	29-29	183-413	.443	NA	NA	53-75	.707	123	4.2	97	6	28	419	14.4
Totals	119-99	651-1491	.437	NA	NA	199-276	.721	431	3.6	392	16	113	1501	12.6
Pam Daniels														
1982-1983	28-3	33-78	.423	NA	NA	9-16	.563	55	2.0	18	9	6	75	2.7
1983-1984	22-0	18-39	.462	NA	NA	7-8	.875	26	1.2	4	4	4	43	2.0
Totals	50-3	51-117	.436	NA	NA	16-24	.667	81	1.6	22	13	10	118	2.4
Shelbie Davenport														
2014-2015	29-20	84-240	.350	43-143	.301	38-46	.826	92	3.2	29	12	37	249	8.6

Years	GP-GS	FGM-FGA	Pct.	3FG-FGA	PCT	FT-FTA	PCT	REB	AVG	AS	B	ST	PTS	AVG
Jeanette Davis														
1994-1995	32-10	69-139	.496	0-0	.000	48-65	.738	136	4.3	55	3	36	186	5.8
1995-1996	31-19	67-150	.447	2-5	.400	50-75	.667	154	5.0	57	4	24	186	6.0
1996-1997	30-23	73-189	.386	2-15	.133	49-71	.690	154	5.1	44	5	42	197	6.6
1997-1998	32-27	66-147	.449	1-8	.125	46-60	.767	111	3.5	58	7	36	179	5.6
Totals	125-79	275-625	.440	5-28	.179	193-271	.712	555	4.4	214	19	138	748	6.0
Jennifer Davis														
1994-1995	23-0	27-58	.466	0-0	.000	14-28	.500	51	2.2	10	2	8	68	3.0
1995-1996	23-0	9-16	.563	0-0	.000	4-6	.667	21	0.9	11	0	6	22	1.0
1996-1997	15-0	10-21	.476	0-2	.000	2-5	.400	12	0.8	3	0	1	22	1.5
1997-1998	32-11	42-93	.452	0-1	.000	16-26	.615	53	1.7	16	4	22	100	3.1
Totals	93-11	88-188	.468	0-3	.000	36-65	.554	137	1.5	40	6	37	212	2.3
Moreemi Davis														
2004-2005	28-5	26-73	.356	0-0	.000	25-41	.610	65	2.3	3	6	11	77	2.8
2006-2007	30-25	71-157	.452	0-0	.000	27-63	.429	147	4.9	13	36	24	169	5.6
2007-2008	31-23	52-120	.433	0-0	.000	22-39	.564	113	3.6	17	17	26	126	4.1
Totals	89-53	147-350	.426	0-0	.000	74-143	.517	325	3.7	33	59	61	372	4.2
Sirah Diarra														
2015-2016	29-14	37-103	.359	0-3	.000	12-21	.571	107	3.7	6	8	10	86	3.0
2016-2017	28-11	16-49	.327	2-7	.386	9-15	.600	75	2.7	5	9	8	43	1.5
2017-2018	27-0	12-30	.400	3-11	.273	0-5	.000	38	1.4	1	2	5	27	1.0
Totals	84-25	65-182	.357	5-21	.238	21-41	.512	220	2.6	12	19	23	156	1.9
Nikki Dixon														
2011-2012	28-27	117-320	.366	32-117	.274	82-139	.590	116	4.1	69	10	73	348	12.4
2012-2013	29-29	131-326	.402	15-77	.195	92-124	.742	116	4.0	61	21	65	369	12.7
2013-2014	31-19	142-332	.428	22-82	.268	118-171	.690	135	4.4	85	16	47	424	13.7
2014-2015	30-15	147-336	.438	14-52	.269	149-193	.772	165	5.5	61	20	50	457	15.2
Totals	118-90	537-1314	.409	83-328	.253	441-627	.703	532	4.5	276	67	235	1598	13.5
Elizabeth Drew														
1975-1976	24-24	120-291	.412	NA	NA	45-70	.643	262	10.9	96	NA	NA	285	11.9
1976-1977	31-29	76-202	.376	NA	NA	30-48	.626	128	4.1	104	NA	76	182	5.9
Totals	55-53	196-493	.398	NA	NA	75-118	.636	390	7.1	200	NA	76	467	8.5
Chancie Dunn														
2010-2011	28-4	38-91	.418	4-14	.286	13-30	.433	46	1.6	62	8	18	93	3.3
2011-2012	25-15	51-166	.307	8-35	.229	18-28	.643	79	3.2	74	16	39	128	5.1
2012-2013	25-6	38-121	.314	1-12	.083	22-32	.688	51	2.0	37	3	24	99	4.0
2013-2014	32-28	106-252	.421	5-14	.357	30-38	.789	116	3.6	81	20	32	247	7.7
Totals	110-53	233-630	.370	18-75	.240	83-128	.648	292	2.7	254	47	113	567	5.2
Danielle Edwards														
2015-2016	30-30	96-272	.353	12-50	.240	57-77	.740	127	4.2	84	15	69	261	8.7
2016-2017	31-31	109-313	.348	17-80	.213	65-77	.844	128	4.1	75	12	59	300	9.7
2017-2018	30-30	93-317	.293	26-124	.210	63-80	.788	116	3.9	69	16	78	275	9.2
2018-2019	33-32	154-356	.433	45-113	.398	85-109	.780	104	3.2	104	4	85	438	13.3
Totals	124-123	452-1258	.359	100-367	.272	27-343	.787	475	3.8	332	47	291	1274	10.3
Mary Nan Ellenberg														
1984-1985	8-0	1-4	.250	NA	NA	3-6	.500	4	0.5	0	0	2	5	0.6
Jackie Farmer														
1989-1990	32-24	144-293	.491	0-0	.000	55-99	.556	285	8.9	27	69	42	343	10.7
1990-1991	26-25	150-289	.519	0-0	.000	48-86	.558	285	11.0	13	60	24	348	13.4
Totals	58-49	294-582	.505	0-0	.000	103-185	.557	570	9.8	40	129	66	691	11.9
Susan Fehling														
1983-1984	30-0	9-31	.290	NA	NA	18-24	.750	51	1.7	47	2	18	36	1.2
1984-1985	27-27	27-66	.409	NA	NA	27-44	.614	83	3.1	174	11	49	81	3.0
1987-1988	30-28	27-76	.355	0-2	.000	35-53	.660	108	3.6	190	13	61	89	3.0
Totals	87-55	63-173	.364	0-2	.000	80-121	.661	242	2.8	411	26	128	206	2.4
Siana Fields														
2016-2017	11-0	1-7	.143	1-5	.200	0-0	.000	3	0.3	7	0	0	3	0.3
2017-2018	10-0	2-5	.400	1-1	1.000	0-0	.000	7	0.7	2	1	1	5	0.5
Totals	21-0	3-12	.250	2-6	.333	0-0	.000	10	0.5	9	1	1	8	0.4
Peggy Fitzsimmons														
1983-1984	11-0	4-11	.364	NA	NA	1-3	.333	2	0.2	7	0	2	9	0.8
1984-1985	1-0	1-1	1.000	NA	NA	0-0	.000	0	0.0	0	0	0	2	2.0
Totals	12-0	5-12	.417	NA	NA	1-3	.333	2	0.2	7	0	2	11	0.9
Janice Flatt														
1975-1976	22-13	71-162	.438	NA	NA	20-37	.541	146	6.6	7	NA	NA	162	7.4
1976-1977	14-0	7-18	.388	NA	NA	0-0	.000	19	1.3	1	NA	NA	14	1.0
Totals	36-13	78-180	.433	NA	NA	20-37	.541	165	4.6	8	NA	NA	176	4.9

CAREER STATS: FOR-HAL

Years	GP-GS	FGM-FGA	Pct.	3FG-FGA	PCT	FT-FTA	PCT	REB	AVG	AS	B	ST	PTS	AVG
Chrissy Floyd														
1999-2000	31-4	162-352	.460	7-34	.206	49-83	.590	88	2.8	43	12	55	380	12.3
2000-2001	31-31	200-446	.448	42-120	.350	81-99	.818	108	3.5	79	4	57	523	16.9
2001-2002	29-29	208-459	.453	35-114	.307	78-102	.765	105	3.6	43	14	53	529	18.2
2002-2003	29-29	208-506	.411	40-129	.310	49-68	.721	126	4.3	79	8	49	505	17.4
Totals	120-93	778-1763	.441	124-397	.312	257-352	.730	427	3.6	244	38	214	1937	16.1
Natiece Ford														
2011-2012	28-0	30-111	.270	3-15	.200	15-30	.500	79	2.8	20	16	11	78	2.8
2012-2013	25-22	40-118	.339	0-2	.000	31-49	.633	90	3.6	20	18	17	111	4.4
Totals	53-22	70-229	.306	3-17	.176	46-79	.582	169	3.2	40	34	28	189	3.6
Donna Forester														
1976-1977	31-31	245-529	.463	NA	NA	121-161	.751	400	12.9	123	NA	76	611	19.7
1977-1978	32-NA	290-568	.511	NA	NA	79-99	.798	366	11.4	85	NA	70	659	20.6
Totals	63-NA	535-1097	.488	NA	NA	200-260	.769	766	12.2	208	NA	146	1270	20.2
Janet Forester														
1975-1976	24-24	234-525	.446	NA	NA	79-97	.814	301	12.5	27	NA	NA	547	22.8
1976-1977	31-28	209-453	.461	NA	NA	43-68	.632	223	7.2	44	NA	22	461	14.9
Totals	55-52	443-978	.453	NA	NA	122-165	.739	524	9.5	71	NA	NA	1008	18.3
Marta Forns														
1996-1997	17-1	10-20	.500	0-0	.000	8-16	.500	13	0.8	7	1	1	28	1.6
1997-1998	31-0	17-57	.298	1-2	.500	18-35	.514	60	1.9	8	9	6	53	1.7
Totals	48-1	27-77	.351	1-2	.500	26-51	.510	73	1.5	15	10	7	81	1.7
Nuria Forns														
1997-1998	30-1	24-78	.308	11-34	.324	6-9	.667	36	1.2	10	2	12	65	2.2
1998-1999	32-1	36-97	.371	18-51	.353	12-19	.632	39	1.2	23	8	12	102	3.2
1999-2000	31-30	86-243	.354	28-102	.275	24-33	.727	129	4.2	59	17	37	224	7.2
2000-2001	31-29	91-231	.394	37-99	.374	34-45	.756	156	5.0	40	9	34	253	8.2
Totals	124-61	237-649	.365	94-286	.329	76-106	.717	360	2.9	132	36	95	644	5.2
Donna Forrest														
1989-1990	14-0	3-14	.214	0-0	.000	2-6	.333	10	0.7	3	0	3	8	0.6
1990-1991	19-1	7-17	.412	0-0	.000	5-14	.357	18	0.9	5	0	1	19	1.0
Totals	33-1	10-31	.323	0-0	.000	7-20	.350	28	0.8	8	0	4	27	0.8
Jordan Gaillard														
2013-2014	28-17	16-47	.340	12-38	.316	1-4	.250	27	1.0	5	0	7	45	1.6
Andrea Gaines														
1997-1998	29-1	31-93	.333	6-20	.300	34-52	.654	34	1.2	24	0	24	102	3.5
1998-1999	26-1	22-70	.314	0-3	.000	28-44	.636	30	1.2	22	4	9	72	2.8
1999-2000	22-3	12-57	.211	2-8	.250	29-34	.853	45	2.0	20	7	8	55	2.5
2000-2001	31-9	21-59	.356	5-10	.500	24-35	.686	75	2.4	30	3	20	71	2.3
Totals	108-14	86-279	.308	13-41	.317	115-165	.697	184	1.7	96	14	61	300	2.7
Amy Geist														
1984-1985	7-0	0-2	.000	NA	NA	0-0	.000	2	0.3	0	0	0	0	0.0
Amy Geren														
1995-1996	31-0	92-234	.393	43-115	.374	84-97	.866	84	2.7	37	5	33	311	10.0
1996-1997	29-1	70-203	.345	32-110	.291	41-55	.745	64	2.2	47	2	16	213	7.3
1997-1998	33-29	142-335	.424	70-176	.398	92-105	.876	122	3.7	68	3	40	446	13.5
1998-1999	32-32	130-319	.408	54-157	.344	118-138	.855	105	3.3	68	3	37	432	13.5
Totals	125-62	434-1091	.398	199-558	.357	335-395	.848	375	3.0	220	13	126	1402	11.2
Keyrra Gillespie														
2009-2010	30-27	41-134	.306	3-15	.200	48-85	.565	112	3.7	138	1	43	133	4.4
Marci Glenney														
2000-2001	30-24	97-235	.413	11-42	.262	82-109	.752	111	3.7	78	5	37	287	9.6
2001-2002	29-26	88-228	.386	27-59	.458	78-107	.729	115	4.0	49	4	41	281	9.7
Totals	59-50	185-463	.399	38-101	.376	160-216	.741	226	3.8	127	9	78	568	9.7
Laurel Goggans														
2004-2005	4-0	0-2	.000	0-1	.000	0-0	.000	1	0.3	0	0	1	0	0.0
Kelly Gramlich														
2011-2012	28-15	71-207	.343	33-113	.292	17-22	.773	77	2.8	20	3	14	192	6.9
2012-2013	30-0	54-150	.360	31-90	.344	13-15	.867	40	1.3	6	3	10	152	5.1
2013-2014	32-15	82-228	.360	66-186	.355	13-15	.867	72	2.3	22	3	17	243	7.6
Totals	90-30	207-585	.360	130-389	.334	43-52	.827	189	2.1	48	9	41	587	6.5
Danaejah Grant														
2012-2013	7-7	32-101	.317	8-35	.229	22-33	.667	41	5.9	10	5	8	94	13.4
Louise Greenwood														
1985-1986	28-24	96-207	.464	NA	NA	16-27	.593	186	6.6	20	18	15	208	7.4
1986-1987	28-26	131-271	.483	NA	NA	51-70	.729	246	8.8	36	22	22	313	11.2
1987-1988	30-18	153-294	.520	0-0	.000	57-70	.814	216	7.2	15	19	27	363	12.1
1988-1989	26-24	152-314	.484	2-5	.400	78-97	.804	211	8.1	21	22	35	384	14.8
Totals	112-92	532-1086	.490	2-5	.400	202-264	.765	859	7.7	92	81	99	1268	11.3

Years	GP-GS	FGM-FGA	Pct.	3FG-FGA	PCT	FT-FTA	PCT	REB	AVG	AS	B	ST	PTS	AVG
Drema Greer														
1977-1978	31-NA	87-227	.383	NA	NA	32-47	.681	77	2.4	195	NA	50	206	6.6
1978-1979	30-30	73-172	.424	NA	NA	41-51	.804	69	2.3	204	3	45	187	6.2
Totals	61-NA	160-399	.401	NA	NA	73-98	.745	146	2.4	399	NA	95	393	6.4
Mitzi Gregg														
1976-1977	3-0	3-12	.250	NA	NA	0-0	.000	11	3.7	2	NA	2	6	2.0
Melinda Hall-Ashworth														
1982-1983	26-16	42-113	.372	NA	NA	31-47	.660	56	2.2	108	0	31	115	4.4
1983-1984	31-26	44-102	.426	NA	NA	40-60	.667	58	1.9	134	1	43	128	4.1
1984-1985	27-27	158-314	.503	NA	NA	52-74	.703	111	4.1	100	2	41	368	13.6
1985-1986	27-25	143-297	.481	NA	NA	127-160	.794	128	4.7	119	0	45	413	15.3
Totals	111-94	387-826	.469	NA	NA	250-341	.733	353	3.2	461	3	160	1024	9.2
Genevieve Hammett														
2011-2012	5-0	0-1	.000	0-0	.000	2-2	1.000	0	0.0	1	0	1	2	0.4
Debbie Hammond														
1977-1978	19-NA	28-71	.394	NA	NA	8-12	.667	57	3.0	5	NA	2	64	3.4
1978-1979	9-8	21-58	.362	NA	NA	9-15	.600	45	4.7	8	2	9	51	5.7
Totals	28-NA	49-129	.380	NA	NA	17-27	.630	102	3.6	13	NA	11	115	4.1
Lele Hardy														
2006-2007	30-30	130-324	.401	26-77	.338	63-11	.568	206	6.9	75	13	98	349	11.6
2007-2008	31-29	103-304	.339	10-60	.167	56-83	.675	220	7.1	105	13	83	272	8.8
2008-2009	31-31	186-438	.425	40-119	.336	91-130	.700	261	8.4	94	12	106	503	16.2
2009-2010	31-31	158-468	.338	40-152	.263	91-141	.645	246	7.9	66	19	111	447	14.4
Totals	123-121	577-1534	.376	116-408	.284	301-465	.647	933	7.6	340	57	398	1571	12.8
Abrea Harris														
2013-2014	2-0	2-3	.667	0-0	.000	0-0	.000	2	1.0	2	0	0	4	2.0
Deja Hawkins														
2011-2012	9-0	4-10	.400	1-1	1.000	4-6	.667	8	0.9	3	1	0	13	1.4
2012-2013	5-0	1-5	.200	0-0	.000	0-0	.000	3	0.6	0	0	1	2	0.4
Totals	14-0	5-15	.333	1-1	1.000	4-6	.667	11	0.8	3	1	1	15	1.1
Liz Holbrook														
2000-2001	4-0	2-7	.286	0-0	.000	4-7	.571	7	1.8	0	0	1	8	2.0
Becky Hollaway														
1985-1986	22-1	28-62	.452	NA	NA	10-13	.769	20	0.9	17	0	6	66	3.0
1986-1987	28-0	30-85	.353	NA	NA	8-11	.727	18	0.6	20	2	9	68	2.4
1987-1988	30-2	46-126	.365	8-18	.444	9-14	.643	41	1.4	33	0	18	109	3.6
1988-1989	31-28	124-278	.446	11-36	.306	22-27	.815	68	2.2	105	0	40	281	9.1
Totals	111-31	228-551	.414	19-54	.352	49-65	.754	147	1.3	175	2	73	524	4.7
Whitney Hood														
2007-2008	31-2	73-175	.417	1-2	.500	30-40	.750	102	3.3	8	7	14	177	5.7
2008-2009	30-16	94-203	.463	0-0	.000	29-39	.744	104	3.5	27	14	12	217	7.2
Totals	61-18	167-348	.442	1-2	.500	59-79	.747	206	3.4	35	21	26	394	6.5
Taylor Hosendove														
2018-2019	32-0	60-146	.411	1-2	.500	21-40	.525	98	3.1	29	8	18	142	4.4
Shanna Howard														
1988-1989	23-0	21-55	.382	0-0	.000	12-17	.706	13	0.6	12	1	3	54	2.3
1989-1990	26-0	16-59	.271	0-2	.000	11-23	.478	32	1.2	22	17	10	43	1.7
1990-1991	29-0	18-46	.391	0-0	.000	20-34	.588	35	1.2	14	2	12	56	1.9
1991-1992	26-2	18-51	.353	0-1	.000	19-31	.613	29	1.1	19	1	21	55	2.1
Totals	104-2	73-211	.346	0-3	.000	62-105	.590	109	1.0	67	4	46	208	2.0
Kathy Hume														
1975-1976	13-0	10-25	.400	NA	NA	3-11	.272	20	1.5	9	NA	NA	23	1.8
Rhonda Jackson														
1991-1992	30-15	79-145	.545	0-0	.000	23-37	.622	172	5.7	13	9	33	181	6.0
1992-1993	18-17	48-93	.516	0-0	.000	18-26	.692	127	7.1	9	5	45	114	6.3
Totals	48-32	127-238	.534	0-0	.000	41-63	.651	299	6.2	22	14	78	295	6.1
Nyilah Jamison-Myers														
2012-2013	27-5	48-87	.552	0-0	.000	27-39	.692	83	3.1	5	26	13	123	4.6
2013-2014	32-20	83-158	.525	0-0	.000	40-81	.494	125	3.9	8	37	11	206	6.4
2014-2015	3-1	16-26	.615	0-0	.000	3-7	.429	21	7.0	0	1	0	35	11.7
Totals	62-26	147-271	.542	0-0	.000	70-127	.551	229	3.70	13	64	24	364	5.9
Ashley Jenkins														
2006-2007	8-0	1-6	.167	1-3	.333	4-4	1.000	9	1.1	5	1	0	7	0.9
Karen Ann Jenkins														
1985-1986	28-9	139-250	.556	NA	NA	45-98	.459	187	6.7	16	12	15	323	11.5
1986-1987	28-26	214-399	.536	NA	NA	75-124	.605	215	7.7	27	16	35	503	18.0
1987-1988	30-29	177-315	.562	0-0	.000	63-87	.724	162	5.4	21	5	22	417	13.9
1988-1989	25-13	117-238	.492	0-0	.000	37-65	.569	123	4.9	18	12	23	271	10.8
Totals	111-77	647-1202	.538	0-0	.000	220-374	.588	687	6.2	82	45	95	1514	13.6

CAREER STATS: JON-MC

Years	GP-GS	FGM-FGA	Pct.	3FG-FGA	PCT	FT-FTA	PCT	REB	AVG	AS	B	ST	PTS	AVG
Courtney Johnson														
1988-1989	30-9	50-118	.424	0-1	.000	20-40	.500	67	2.2	47	2	29	120	4.0
1989-1990	32-22	103-254	.406	0-0	.000	59-86	.686	124	3.9	105	14	67	265	8.3
1990-1991	32-19	69-181	.381	0-0	.000	32-49	.653	129	4.0	54	6	41	170	5.3
1991-1992	31-31	97-202	.480	0-0	.000	39-63	.619	120	3.9	85	4	58	233	7.5
Totals	125-81	319-755	.423	0-1	.000	150-238	.630	440	3.5	291	26	195	788	6.3
MaKayla Johnson														
2014-2015	28-18	32-72	.444	0-1	.000	11-16	.688	69	2.5	5	28	8	75	2.7
2015-2016	17-4	12-33	.364	0-0	.000	6-8	.750	52	3.1	4	14	10	30	1.8
Totals	45-22	44-105	.419	0-1	.000	17-24	.708	121	2.7	9	42	18	105	2.3
Jacqui Jones														
1982-1983	29-27	159-407	.391	NA	NA	32-45	.711	221	7.6	46	21	33	350	12.1
1983-1984	22-19	141-326	.433	NA	NA	65-81	.802	185	8.5	46	15	31	347	15.7
Totals	51-46	300-733	.409	NA	NA	97-126	.770	408	8.0	92	36	64	697	13.7
Jonquel Jones														
2012-2013	8-4	28-58	.483	3-10	.300	19-24	.792	80	10.0	6	17	4	78	9.8
Jill Justice														
2003-2004	18-0	0-2	.000	0-2	.000	1-6	.167	3	0.2	8	5	1	1	0.1
Barbara Kennedy														
1978-1979	29-20	227-477	.476	NA	NA	87-130	.669	248	8.6	19	33	63	541	18.7
1979-1980	36-36	382-729	.524	NA	NA	89-137	.650	298	8.3	52	28	95	853	23.7
1980-1981	31-31	348-722	.482	NA	NA	115-175	.657	306	9.9	47	37	77	811	26.2
1981-1982	31-31	392-760	.516	NA	NA	124-172	.721	400	12.9	47	30	92	908	29.3
Totals	127-118	1349-2688	.502	NA	NA	415-614	.676	1252	9.9	165	128	327	3113	24.5
Dory Kidd														
1992-1993	25-2	21-58	.362	5-8	.625	10-26	.385	24	1.0	26	4	20	57	2.3
1993-1994	30-1	38-100	.380	0-5	.000	11-25	.440	62	2.1	26	9	35	87	2.9
1994-1995	32-9	70-151	.464	1-1	1.000	31-50	.620	93	2.9	88	15	39	172	5.4
1995-1996	31-28	64-166	.386	0-3	.000	34-58	.586	83	2.7	56	10	35	162	5.2
Totals	118-40	193-475	.406	6-17	.353	86-159	.541	262	2.2	196	38	129	478	4.1
Janet Knight														
1982-1983	29-18	127-249	.510	NA	NA	78-94	.830	133	4.5	56	0	13	332	11.4
1983-1984	30-30	213-380	.560	NA	NA	86-107	.804	142	4.7	69	2	15	512	17.1
1984-1985	27-27	232-425	.546	NA	NA	80-100	.800	146	5.4	101	11	31	544	20.1
1985-1986	28-24	159-339	.469	NA	NA	89-109	.817	144	5.1	75	1	21	407	14.5
Totals	114-99	731-1393	.525	NA	NA	333-410	.812	565	5.0	301	14	80	1795	15.7
Ade Kwange														
1991-1992	30-4	24-66	.364	0-0	.000	29-50	.580	100	3.3	10	1	14	77	2.6
1992-1993	30-5	42-94	.447	0-0	.000	31-58	.534	108	3.6	15	1	23	115	3.8
Totals	60-9	66-160	.413	0-0	.000	60-108	.556	208	3.5	25	2	37	192	3.2
Tracy Korbutt														
1984-1985	19-0	13-31	.419	NA	NA	9-13	.692	30	1.6	2	4	7	35	1.8
1985-1986	4-0	4-11	.364	NA	NA	2-2	1.000	6	1.5	2	0	1	10	2.5
Totals	23-0	17-42	.405	NA	NA	11-15	.733	36	1.6	4	4	8	45	2.0
Princella Lee														
1976-1977	20-0	15-43	.349	NA	NA	6-13	.461	39	2.0	3	NA	1	36	1.8
Roxianna Lee														
1977-1978	24-NA	13-66	.197	NA	NA	13-23	.565	70	2.9	10	NA	13	39	1.6
1980-1981	10-0	1-7	.143	NA	NA	5-7	.714	15	1.5	1	0	2	7	0.7
Totals	34-NA	14-73	.192	NA	NA	18-30	.600	85	2.5	11	NA	15	46	1.4
Gadson Leftt														
2015-2016	21-0	19-41	.463	0-1	.000	8-11	.727	54	2.6	3	2	8	46	2.2
Amirah Leonard														
1998-1999	32-0	33-88	.375	11-33	.333	13-21	.619	35	1.1	18	2	23	90	2.8
1999-2000	31-8	42-105	.400	7-22	.318	40-53	.755	72	2.3	31	2	27	131	4.2
Totals	63-8	75-193	.389	18-55	.327	53-74	.716	107	1.7	49	4	50	221	3.5
Tiffany Lewis														
2014-2015	29-17	77-259	.297	50-183	.273	39-49	.796	60	2.1	39	5	21	243	8.4
Chelsea Lindsay														
2011-2012	28-26	41-125	.328	4-9	.444	21-39	.538	104	3.7	102	3	37	107	3.8
2012-2013	8-7	7-32	.219	0-1	.000	2-4	.500	11	1.4	18	0	3	16	2.0
2013-2014	32-32	60-177	.339	3-16	.188	38-59	.644	95	3.0	122	5	40	161	5.0
2014-2015	30-30	56-192	.292	11-44	.250	32-44	.727	101	3.4	67	6	42	155	5.2
Totals	98-95	164-526	.312	18-70	.257	93-146	.637	311	3.2	309	14	122	439	4.5
D'Lesha Lloyd														
2004-2005	28-9	92-264	.348	28-97	.289	30-40	.750	109	3.9	18	5	26	242	8.6
2005-2006	23-11	48-149	.322	4-24	.167	23-36	.639	67	2.9	21	6	23	123	5.3
2006-2007	30-29	188-413	.455	0-4	.000	56-76	.737	196	6.5	43	13	60	432	14.4
2007-2008	28-23	112-268	.418	2-6	.333	26-42	.619	121	4.3	21	12	41	252	9.0
Totals	107-72	440-1092	.402	34-131	.260	135-194	.696	494	4.5	103	36	150	1049	9.6

Years	GP-GS	FGM-FGA	Pct.	3FG-FGA	PCT	FT-FTA	PCT	REB	AVG	AS	B	ST	PTS	AVG
Jennie Lyerly														
1978-1979	23-0	33-74	.446	NA	NA	11-16	.688	24	1.0	33	1	30	77	3.3
1979-1980	36-3	53-134	.396	NA	NA	9-21	.429	32	0.9	87	2	28	115	3.2
1980-1981	31-11	71-170	.418	NA	NA	30-47	.638	57	1.8	75	4	38	172	5.5
1981-1982	32-24	49-119	.412	NA	NA	19-26	.731	72	2.3	182	2	55	117	3.7
Totals	122-38	206-497	.414	NA	NA	69-110	.627	185	1.5	377	9	151	481	3.9
Nickey Lynch														
1985-1986	27-15	61-147	.415	NA	NA	16-26	.615	69	2.6	92	16	32	138	5.1
1986-1987	28-27	183-435	.421	NA	NA	47-82	.573	153	5.5	96	17	57	413	14.8
Totals	55-42	244-582	.419	NA	NA	63-108	.583	222	4.0	188	33	89	551	10.0
Katie McInerney														
2007-2008	4-0	0-2	.000	0-2	.000	0-0	.000	1	0.3	0	0	0	0	0.0
Michelle McMillan														
1978-1979	29-3	74-156	.474	NA	NA	18-29	.621	148	5.1	4	32	16	166	5.7
1979-1980	32-0	26-61	.426	NA	NA	14-17	.824	57	1.8	4	5	8	66	2.1
Totals	61-3	100-217	.461	NA	NA	32-46	.696	205	3.4	8	37	24	232	3.8
Gigi McPherson														
1981-1982	26-0	2-13	.153	NA	NA	5-9	.555	11	0.4	5	1	0	9	0.3
Maria McSwain														
1982-1983	14-0	4-15	.266	NA	NA	0-1	.000	8	0.6	2	0	2	8	0.6
Reggie Maddox														
2004-2005	28-26	94-234	.402	32-110	.291	47-64	.734	139	5.0	86	19	48	267	9.5
Denise Marshall														
1980-1981	26-3	22-50	.440	NA	NA	11-19	.579	21	0.8	8	0	17	55	2.1
1981-1982	23-8	40-110	.363	NA	NA	9-14	.643	40	1.7	80	0	23	89	3.9
1982-1983	29-8	60-150	.400	NA	NA	27-39	.692	58	2.0	37	1	34	147	5.1
1983-1984	31-31	137-332	.413	NA	NA	64-103	.621	91	2.9	161	1	71	338	10.9
Totals	109-50	259-642	.403	NA	NA	111-175	.634	210	1.9	286	2	145	629	5.8
Lindsey Mason														
2008-2009	27-0	23-57	.404	0-0	.000	6-9	.667	27	1.0	2	8	3	52	1.9
2009-2010	28-0	54-114	.474	0-0	.000	24-39	.615	60	2.1	8	38	5	132	4.7
2010-2011	30-14	72-158	.456	0-2	.000	37-67	.552	157	5.2	34	45	12	181	6.0
2011-2012	28-26	69-168	.411	0-0	.000	41-75	.547	148	5.3	29	72	9	179	6.4
Totals	113-40	218-497	.439	0-2	.000	108-190	.568	392	3.5	73	169	29	544	4.8
Miesha Mattison														
1998-1999	14-0	2-8	.250	0-0	.000	4-8	.500	12	0.9	0	1	1	8	0.6
Jackie Mattress														
1989-1990	32-7	38-86	.442	0-2	.000	30-45	.667	37	1.2	58	1	33	106	3.3
1990-1991	33-22	35-102	.343	2-14	.143	51-66	.773	34	1.0	90	0	41	123	3.7
Totals	65-29	73-188	.388	2-16	.125	81-111	.730	71	1.1	148	1	74	229	3.5
Morgan McMinn														
2008-2009	1-0	0-0	.000	0-0	.000	0-0	.000	0	0.0	0	0	0	0	0.0
2009-2010	1-0	1-2	.500	1-1	1.000	1-2	.500	0	0.0	0	0	0	4	4.0
2010-2010	6-0	0-2	.000	0-2	.000	0-0	0-0	1	0.2	0	0	0	0	0.0
Totals	8-0	1-4	.250	1-3	.333	1-2	.500	1	0.1	0	0	0	4	0.5
Melissa Miller														
1987-1988	20-1	6-11	.545	0-0	.000	5-13	.385	19	1.0	1	0	2	17	0.9
1988-1989	28-3	20-36	.556	0-0	.000	7-19	.368	73	2.6	11	3	14	47	1.7
1989-1990	29-11	35-74	.473	0-0	.000	24-49	.490	80	2.8	12	5	18	94	3.2
1990-1991	31-18	45-96	.469	0-0	.000	23-41	.561	139	4.5	11	8	27	113	3.6
Totals	108-33	106-217	.488	0-0	.000	59-122	.484	311	2.9	35	16	61	271	2.5
Rema Miller														
1991-1992	29-1	30-86	.349	15-46	.326	16-27	.593	26	0.9	15	0	10	91	3.1
1992-1993	30-18	85-244	.348	26-95	.274	41-58	.707	78	2.6	51	1	22	237	7.9
Totals	59/19	115-330	.348	41-141	.291	57-85	.671	104	1.8	66	1	32	328	5.6
Bobbie Mims														
1976-1977	31-26	148-280	.529	NA	NA	49-70	.700	170	5.5	172	NA	53	345	11.1
1977-1978	32-NA	165-340	.485	NA	NA	75-101	.743	183	5.7	132	NA	57	405	12.7
1978-1979	30-30	185-387	.478	NA	NA	34-46	.739	153	5.1	118	3	73	404	13.5
1979-1980	33-33	126-268	.470	NA	NA	42-56	.750	124	3.8	195	1	41	294	8.9
Totals	126-NA	624-1275	.489	NA	NA	200-273	.733	630	5.0	617	NA	224	1448	11.5
Paige Mosley														
2013-2014	16-0	11-33	.333	0-1	.000	4-10	.400	27	2.7	3	2	8	26	1.6
2014-2015	29-9	20-48	.417	0-1	.000	10-16	.625	48	1.7	7	12	10	50	1.7
2015-2016	25-12	48-128	.375	2-12	.167	23-35	.657	75	3.0	32	17	29	121	4.8
Totals	70-21	79-209	.378	2-14	.142	37-61	.606	150	2.1	42	31	48	197	2.8
Jamine Moton														
1999-2000	16-0	1-10	.100	0-0	.000	0-7	.000	11	0.7	2	1	0	2	0.1
2000-2001	8-0	1-8	.125	0-0	.000	0-0	.000	9	1.1	2	0	3	2	0.3
Totals	24-0	2-18	.111	0-0	.000	0-7	.000	20	0.8	4	1	3	4	0.2

CAREER STATS: O-PR

Years	GP-GS	FGM-FGA	Pct.	3FG-FGA	PCT	FT-FTA	PCT	REB	AVG	AS	B	ST	PTS	AVG
Joanie Mungro														
1998-1999	32-11	61-129	.473	0-0	.000	26-43	.605	142	4.4	11	4	20	148	4.6
1999-2000	25-24	58-114	.509	0-0	.000	35-64	.547	139	5.6	10	2	11	151	6.0
Totals	57-35	119-243	.490	0-0	.000	61-107	.570	281	4.9	21	6	31	299	5.2
Cheryl Nix														
1984-1985	27-0	18-65	.277	NA	NA	15-26	.577	25	0.9	32	0	18	51	1.9
1985-1986	27-13	32-82	.390	NA	NA	29-44	.659	40	1.5	90	1	29	93	3.4
1986-1987	28-28	115-256	.449	NA	NA	72-87	.828	68	2.4	122	0	56	302	10.8
1987-1988	30-20	114-278	.410	31-84	.369	60-76	.789	71	2.4	68	2	52	319	10.6
Totals	112-61	279-681	.410	31-84	.369	176-233	.755	204	1.8	312	3	155	765	6.8
Ramona O'Neal														
1985-1986	28-6	42-106	.396	NA	NA	34-55	.618	74	2.6	34	8	26	118	4.2
1986-1987	28-12	74-187	.396	NA	NA	41-81	.506	97	3.5	65	4	63	189	6.8
1987-1988	30-28	116-282	.411	0-1	.000	61-107	.570	145	4.8	66	3	72	293	9.8
1988-1989	31-31	144-334	.431	1-2	.500	99-139	.712	177	5.7	154	3	123	388	12.5
Totals	117-77	376-909	.414	1-3	.333	235-382	.615	493	4.2	319	18	284	988	8.4
Debbi Oraczewski														
1982-1983	21-1	40-78	.513	NA	NA	24-36	.666	50	2.4	20	1	8	104	5.0
1983-1984	25-1	18-48	.375	NA	NA	11-16	.688	26	1.0	11	1	4	47	1.9
Totals	46-2	58-126	.460	NA	NA	35-52	.673	76	1.7	31	2	12	151	3.3
Christynne Papincak														
2003-2004	9-0	2-2	1.000	0-0	.000	2-3	.667	0	0.0	1	0	0	6	0.7
April Parker														
2007-2008	28-13	52-130	.408	0-0	.000	23-28	.821	100	3.6	9	19	12	129	4.6
2008-2009	30-27	77-177	.435	1-1	1.000	20-27	.741	118	3.9	14	20	23	175	5.8
2009-2010	30-20	54-155	.348	1-6	.167	18-28	.643	93	3.1	31	28	16	127	4.2
Totals	88-60	184-462	.398	2-7	.286	61-83	.735	311	3.5	54	67	51	431	4.9
Diane Pateckis														
1980-1981	14-0	1-6	.167	NA	NA	2-5	.400	9	0.6	0	0	3	4	0.3
Evelyn Parr														
1975-1976	7-0	4-10	.400	NA	NA	1-6	.167	10	1.7	3	NA	NA	9	1.3
Shaniqua Pauldo														
2008-2009	28-2	52-116	.448	3-7	.429	10-13	.769	71	2.5	7	14	12	117	4.2
2009-2010	31-31	144-302	.469	6-21	.286	58-76	.763	146	4.7	15	19	21	352	11.4
2010-2011	30-17	108-266	.406	12-38	.316	34-52	.654	128	4.3	12	23	14	262	8.7
2011-2012	27-6	88-215	.409	6-22	.273	34-46	.739	111	4.1	11	16	14	216	8.0
Totals	116-56	392-899	.436	27-88	.307	136-187	.727	456	3.9	45	72	61	947	8.2
Bette Paulling														
1976-1977	27-0	50-115	.435	NA	NA	19-29	.656	52	1.9	26	NA	15	119	4.4
1977-1978	20-NA	18-40	.450	NA	NA	3-6	.500	22	1.1	11	NA	13	39	1.9
Totals	47-NA	68-155	.439	NA	NA	22-35	.629	74	1.6	37	NA	28	158	3.4
Anette Percy														
1996-1997	20-6	26-67	.388	0-1	.000	18-24	.750	36	1.8	8	0	7	70	3.5
1997-1998	29-5	53-126	.421	1-6	.167	9-13	.692	64	2.2	9	10	15	116	4.0
Totals	49-11	79-193	.409	1-7	.143	27-37	.730	100	2.0	15	10	22	186	3.8
Stephanie Permar														
2003-2004	10-0	3-6	.500	0-2	.000	0-0	.000	5	0.5	1	0	0	6	0.6
Laura Perry														
1976-1977	28-5	55-156	.352	NA	NA	27-41	.659	78	2.8	24	NA	32	137	4.9
Nelly Perry														
2014-2015	30-23	81-206	.393	10-35	.286	29-42	.690	111	3.7	63	25	22	201	6.7
2015-2016	26-24	131-394	.332	25-109	.229	86-127	.677	101	3.9	67	15	24	373	14.3
2016-2017	26-23	111-347	.320	38-118	.322	71-100	.710	109	4.2	75	12	31	331	12.7
Totals	73-62	297-888	.334	69-254	.272	177-255	.694	286	3.9	182	46	74	840	11.5
Angie Peters														
1989-1990	27-4	28-76	.368	5-14	.357	12-29	.414	36	1.3	35	2	16	73	2.7
1990-1991	25-0	17-55	.309	9-22	.409	3-13	.231	28	1.1	20	1	6	46	1.8
Totals	52-4	45-131	.344	14-36	.389	15-42	.357	64	1.2	55	3	22	119	2.3
Quinyotta Pettaway														
2010-2011	24-0	14-39	.359	0-0	.000	5-10	.500	50	2.1	1	13	5	33	1.4
2011-2012	28-24	108-231	.468	0-2	.000	39-61	.639	202	7.2	29	32	29	255	9.1
2012-2013	29-29	128-273	.469	0-0	.000	58-95	.611	258	8.9	18	39	32	314	10.8
2013-2014	26-4	105-222	.473	0-0	.000	45-75	.600	165	6.3	20	24	23	255	9.8
Totals	107-57	355-765	.464	0-2	.000	147-241	.610	675	6.3	68	108	89	857	8.0
Tasha Phillips														
2004-2005	24-11	68-207	.329	39-120	.325	18-23	.783	44	1.8	31	2	18	193	8.0
2005-2006	21-14	73-196	.372	31-81	.383	18-23	.783	98	4.7	57	7	16	195	9.3
Totals	45-25	141-403	.350	70-201	.348	36-46	.783	142	3.2	88	9	34	388	8.6

Years	GP-GS	FGM-FGA	Pct.	3FG-FGA	PCT	FT-FTA	PCT	REB	AVG	AS	B	ST	PTS	AVG
Chelsey Pinkstaff														
2008-2009	1-0	0-0	.000	0-0	.000	0-0	.000	0	0.0	0	0	0	0	0.0
2009-2010	1-0	1-1	1.000	0-0	.000	0-0	.000	0	0.0	0	0	0	0	0.0
Totals	2-0	1-1	1.000	0-0	.000	0-0	.000	0	0.0	0	0	0	0	0.0
Terri Poston														
1986-1987	23-0	4-14	.286	NA	NA	5-11	.455	13	0.6	18	0	0	13	0.6
1987-1988	9-0	2-4	.500	0-0	.000	3-5	.600	4	0.4	5	1	0	7	0.8
Totals	32-0	6-18	.333	0-0	.000	8-16	.500	17	0.5	23	1	0	20	0.6
Daneesha Provo														
2014-2015	12-0	17-63	.270	10-33	.303	29-42	.690	26	2.2	3	1	9	64	5.3
Dana Puckett														
1990-1991	26-0	10-35	.286	0-2	.000	13-18	.722	13	0.5	16	0	12	33	1.3
1991-1992	31-12	70-184	.380	21-62	.339	34-52	.654	52	1.7	104	0	52	195	6.3
1992-1993	30-27	74-212	.349	24-80	.300	31-42	.738	76	2.5	156	3	55	203	6.8
1993-1994	30-30	73-177	.412	11-42	.262	23-37	.622	68	2.3	97	4	39	180	6.0
Totals	117-69	227-608	.373	56-186	.301	101-149	.667	206	1.8	373	7	158	611	5.2
Keniece Purvis														
2016-2017	15-0	4-13	.308	2-2	1.000	2-2	1.000	7	0.5	6	0	3	12	0.8
2017-2018	19-0	4-19	.211	0-1	.000	4-8	.500	14	0.7	6	0	7	12	0.6
2018-2019	33-0	27-79	.342	0-0	.000	27-39	.692	29	0.9	25	2	29	81	2.5
Totals	67-0	35-111	.315	2-3	.667	33-49	.673	50	0.7	37	2	39	105	1.6
Kanetra Queen														
2000-2001	27-0	7-22	.318	3-7	.429	3-8	.375	10	0.4	18	0	9	20	0.7
2001-2002	27-2	14-54	.259	0-8	.000	14-29	.483	35	1.3	51	1	11	42	1.5
2002-2003	28-26	29-96	.302	1-4	.250	32-52	.614	73	2.6	97	2	36	91	3.3
2003-2004	21-9	27-85	.318	5-17	.294	29-42	.690	37	1.8	48	3	16	88	4.2
Totals	104-37	77-257	.300	9-36	.250	78-131	.595	155	1.5	214	6	72	241	2.3
Renee Rayton														
1993-1994	30-21	66-164	.402	0-0	.000	46-61	.754	173	5.85	3	14	46	178	5.9
1994-1995	13-4	5-23	.217	0-0	.000	7-13	.538	38	2.9	16	2	7	17	1.3
Totals	43-25	71-187	.380	0-0	.000	53-74	.716	211	4.9	69	16	53	195	4.5
Susan Reynolds														
1976-1977	28-10	57-136	.419	NA	NA	21-55	.382	131	4.7	13	NA	7	135	4.8
1977-1978	26-NA	25-53	.472	NA	NA	8-17	.571	50	1.9	8	NA	6	58	2.2
Totals	54-NA	82-189	.434	NA	NA	29-72	.403	181	3.4	21	NA	13	193	3.6
Alison Rhoad														
1992-1993	19-0	17-34	.500	3-7	.429	6-16	.375	23	1.2	8	3	5	43	2.3
1993-1994	20-0	22-39	.564	0-1	.000	9-9	1.000	26	1.3	9	1	5	53	2.7
Totals	39-0	39-73	.534	3-8	.375	15-25	.600	49	1.3	17	4	10	96	2.5
Stephanie Ridgeway														
1994-1995	32-19	153-361	.424	10-38	.263	96-135	.711	148	4.6	45	1	40	412	12.9
1995-1996	30-30	181-386	.469	14-49	.286	84-138	.609	133	4.4	40	3	34	460	15.3
Totals	62-49	334-747	.447	24-87	.276	180-273	.659	281	4.5	85	4	74	872	14.1
Morgan Roos														
2015-2016	8-0	4-14	.286	0-0	.000	2-6	.333	18	2.3	0	2	1	10	1.3
Leah Roper														
2001-2002	29-12	55-187	.294	0-1	.000	50-76	.658	145	5.0	25	3	48	160	5.5
2002-2003	29-13	49-118	.415	0-0	.000	38-52	.731	94	3.2	35	4	31	136	4.7
Totals	58-25	104-305	.341	0-1	.000	88-128	.688	239	4.1	50	7	79	296	5.1
Sandy Ruff														
1975-1976	24-6	39-116	.336	NA	NA	12-20	.600	67	2.8	31	NA	NA	90	3.8
1976-1977	23-0	23-53	.434	NA	NA	6-12	.500	34	1.5	10	NA	9	52	2.3
Totals	47-6	62-169	.367	NA	NA	18-32	.563	101	2.1	41	NA	NA	142	3.0
Angie Salyer														
1993-1994	25-0	9-26	.346	2-6	.333	11-19	.579	18	0.7	11	1	4	31	1.2
1994-1995	32-23	51-107	.477	10-22	.455	36-53	.679	75	2.3	70	5	36	148	4.6
1995-1996	30-20	15-43	.349	2-9	.222	25-46	.543	41	1.4	64	5	21	57	1.9
1996-1997	30-15	7-29	.241	1-8	.125	5-16	.313	25	0.8	38	0	14	20	0.7
Totals	117-58	82-205	.400	15-45	.333	77-134	.575	159	1.4	183	11	75	256	2.2
Autumn Sam														
1995-1996	28-0	18-31	.581	0-0	.000	10-16	.625	39	1.4	2	7	7	46	1.6
1996-1997	17-0	3-5	.600	0-0	.000	1-2	.500	4	0.2	1	0	0	7	0.4
1997-1998	6-1	12-20	.600	0-0	.000	1-2	.500	12	2.0	1	1	1	25	4.2
Totals	51-1	33-86	.384	0-0	.000	12-20	.600	55	1.1	4	8	8	78	1.5
Khaili Sanders														
2002-2003	29-7	72-180	.400	0-0	.000	24-40	.600	110	3.8	6	31	10	168	5.8
2003-2004	26-3	64-173	.370	0-6	.000	38-53	.717	118	4.5	8	39	20	166	6.4
2004-2005	25-3	36-104	.346	0-1	.000	15-21	.714	79	3.2	3	17	7	87	3.5
2005-2006	11-6	24-58	.414	0-1	.000	10-16	.625	50	4.5	8	27	3	58	5.3
Totals	91-19	196-515	.381	0-8	.000	87-130	.669	357	3.9	25	114	40	479	5.3

CAREER STATS: SCO-STI

Years	GP-GS	FGM-FGA	Pct.	3FG-FGA	PCT	FT-FTA	PCT	REB	AVG	AS	B	ST	PTS	AVG
Tara Saunooke														
1991-1992	30-5	86-196	.439	53-113	.469	26-34	.765	50	1.7	35	0	24	251	8.4
1992-1993	29-15	99-219	.452	59-130	.454	40-52	.769	66	2.3	62	1	40	297	10.2
1993-1994	30-28	118-282	.418	67-163	.411	40-50	.800	81	2.7	76	1	46	343	11.4
1994-1995	32-32	194-429	.452	73-180	.406	110-130	.846	145	4.5	82	2	52	571	17.8
Totals	121-80	497-1126	.441	252-586	.430	216-266	.812	342	2.8	255	4	162	1462	12.1
Barbara Schmauch														
1979-1980	33-0	26-61	.426	NA	NA	21-33	.636	59	1.8	9	5	4	76	2.3
1980-1981	30-12	75-152	.493	NA	NA	37-50	.740	164	5.5	16	1	24	187	6.2
Totals	63-12	101-213	.474	NA	NA	58-88	.659	223	3.5	25	6	28	263	4.2
Krystal Scott														
1998-1999	27-0	9-32	.281	1-4	.250	17-26	.654	26	0.9	9	1	7	36	1.3
1999-2000	31-29	84-211	.398	9-25	.360	101-134	.754	99	3.2	106	4	50	278	9.0
2000-2001	31-29	104-217	.479	4-29	.138	93-130	.715	73	2.4	115	5	48	305	9.8
2001-2002	29-28	92-244	.377	22-72	.306	95-136	.699	92	3.2	109	2	37	301	10.4
Totals	118-86	289-704	.411	36-130	.277	306-426	.718	290	2.5	339	12	142	920	7.8
Peggy Sells														
1987-1988	20-0	12-41	.293	0-6	.000	18-24	.750	8	0.4	10	0	7	42	2.1
1988-1989	31-9	29-112	.259	7-25	.280	17-35	.486	53	1.7	84	1	21	82	2.6
1989-1990	32-25	48-141	.340	10-26	.385	35-55	.636	46	1.4	116	2	27	141	4.4
1990-1991	33-12	33-90	.367	6-21	.286	27-38	.711	46	1.4	63	0	25	99	3.0
Totals	116-46	122-384	.318	23-78	.295	97-152	.638	153	1.3	273	3	80	364	3.1
Lacey Shafer														
2001-2002	26-3	18-37	.486	1-2	.500	0-3	.000	43	1.7	2	6	6	37	1.4
2002-2003	15-0	6-8	.750	0-0	.000	8-8	1.000	9	0.6	5	4	2	20	1.3
2003-2004	29-2	29-60	.483	0-5	.000	9-11	.818	50	1.7	13	9	2	67	2.3
2004-2005	4-0	1-2	.500	0-1	.000	0-0	.000	0	0.0	0	0	0	2	0.5
Totals	74-5	54-107	.505	1-8	.125	17-22	.773	102	1.5	20	19	10	126	1.7
Susan Shedd														
1975-1976	17-11	23-73	.315	NA	NA	16-34	.471	38	2.2	10	NA	NA	62	3.6
Kelia Shelton														
2010-2011	30-7	51-176	.290	15-68	.221	31-49	.633	133	4.4	31	4	24	148	4.9
Cara Singletery														
2005-2006	8-0	2-3	.667	0-0	.000	0-0	.000	2	0.3	10	0	1	4	0.5
Celia Slater														
1980-1981	31-7	41-116	.353	NA	NA	15-17	.882	28	0.9	49	1	17	97	3.1
1981-1982	32-7	55-141	.390	NA	NA	9-12	.750	57	1.8	82	5	26	119	3.7
Totals	63-14	96-257	.374	NA	NA	24-29	.828	85	1.3	131	6	43	216	3.4
Maggie Slosser														
2000-2001	31-0	31-88	.352	0-1	.000	26-54	.481	68	2.2	18	2	13	88	2.8
2001-2002	29-22	75-150	.500	0-0	.000	35-56	.625	150	5.2	28	8	23	185	6.4
2002-2003	24-14	51-97	.526	0-0	.000	31-47	.660	81	3.4	18	5	9	133	5.5
2003-2004	29-20	106-212	.500	0-0	.000	52-87	.598	174	6.0	33	9	22	264	9.1
Totals	113-65	263-547	.481	0-1	.000	144-244	.590	473	4.2	97	24	67	670	5.9
Bryelle Smith														
2007-2008	1-0	0-2	.000	0-1	.000	0-1	.000	2	2.0	3	0	0	0	0.0
2008-2009	31-11	41-95	.432	22-58	.379	16-17	.941	44	1.4	44	1	14	120	3.9
2009-2010	29-4	30-99	.303	18-60	.300	15-23	.652	37	1.3	43	3	15	93	3.2
2010-2011	30-26	43-113	.381	27-69	.391	20-30	.667	70	2.3	99	3	24	133	4.4
Totals	91-41	114-309	.369	67-188	.356	51-70	.729	153	1.7	189	7	53	346	3.8
Lisa Smith														
1984-1985	2-0	0-1	.000	NA	NA	0-0	.000	1	0.5	1	0	0	0	0.0
Cindy Sommers														
1978-1979	8-0	2-6	.333	NA	NA	0-0	.000	4	0.5	2	0	2	4	0.5
1979-1980	9-0	2-9	.222	NA	NA	1-2	.500	7	0.9	4	0	2	5	0.6
Totals	17-0	4-15	.267	NA	NA	1-2	.500	11	0.6	6	0	4	9	0.5
Chris Spackman														
1986-1987	20-0	6-15	.400	NA	NA	3-8	.375	14	0.7	2	0	2	15	0.8
Emily Spray														
2006-2007	5-0	4-10	.400	1-5	.200	2-2	1.000	1	0.2	0	0	3	11	2.2
Kayce Stachelek														
2016-2017	5-0	0-2	.000	0-1	.000	0-2	.000	0	0.0	1	0	2	0	0.0
Brook Staebell														
1994-1995	24-0	18-42	.429	0-0	.000	3-6	.500	39	1.6	8	5	6	39	1.6
Kim Stephens														
1988-1989	16-0	4-18	.222	0-1	.000	4-4	1.000	9	0.6	4	0	5	12	0.8
1989-1990	17-0	8-24	.333	0-0	.000	9-12	.750	18	1.1	2	1	0	25	1.5
1990-1991	25-2	15-41	.366	0-0	.000	8-14	.571	25	1.0	6	2	4	38	1.5
1991-1992	29-3	40-85	.471	0-0	.000	12-15	.800	49	1.7	19	2	7	92	3.2
Totals	87-5	67-168	.399	0-1	.000	33-45	.733	101	1.2	31	5	16	167	1.9

Years	GP-GS	FGM-FGA	Pct.	3FG-FGA	PCT	FT-FTA	PCT	REB	AVG	AS	B	ST	PTS	AVG
Dawn Stewart														
1993-1994	29-21	100-217	.461	1-9	.111	40-60	.667	129	4.4	29	7	35	241	8.3
Jaci Stimson														
1993-1994	24-13	66-126	.524	0-0	.000	20-39	.513	109	4.5	21	33	18	152	6.3
1994-1995	32-19	88-176	.500	0-0	.000	53-71	.746	145	4.5	18	35	20	229	7.2
1995-1996	29-24	106-211	.502	0-1	.000	41-71	.577	142	4.9	27	32	21	253	8.7
1996-1997	30-20	96-218	.440	0-0	.000	75-90	.833	139	4.6	27	25	21	267	8.9
Totals	115-76	356-731	.487	0-1	.000	189-271	.697	535	4.7	93	125	80	901	7.8
Jennifer Stokes														
1982-1983	21-0	4-26	.154	NA	NA	7-16	.438	17	0.8	12	1	8	15	0.7
1983-1984	2-0	0-2	.000	NA	NA	0-2	.000	1	0.5	0	0	1	0	0.0
Totals	23-0	4-28	.143	NA	NA	7-18	.389	18	0.8	12	1	9	15	0.7
Lakeia Stokes														
2000-2001	26-0	28-70	.400	9-25	.360	19-27	.704	49	1.9	17	1	13	84	3.2
2001-2002	27-4	56-136	.412	11-48	.229	33-50	.660	87	3.2	23	15	22	156	5.8
2002-2003	29-7	85-218	.390	12-45	.267	59-83	.711	133	4.6	66	25	45	241	8.3
2003-2004	29-29	162-375	.432	22-83	.265	147-197	.746	202	7.0	104	26	70	493	17.0
Totals	111-40	331-799	.414	54-201	.269	258-357	.723	471	4.2	210	67	150	974	8.8
Penny Stone														
1980-1981	29-1	22-71	.310	NA	NA	19-31	.613	53	1.8	25	1	5	63	2.2
1981-1982	31-2	27-86	.314	NA	NA	16-24	.666	55	1.8	26	0	13	70	2.3
Totals	60-3	49-157	.312	NA	NA	35-55	.636	108	1.8	51	1	18	133	2.2
Jenise Strover														
2017-2018	20-0	9-30	.300	0-0	.000	16-22	.727	49	2.5	1	6	5	34	1.7
Ray Swygert														
1977-1978	20-NA	4-17	.235	NA	NA	8-17	.471	17	0.9	3	NA	3	16	0.8
Francesca Tagliapietra														
2014-2015	21-4	41-95	.432	14-36	.389	17-28	.607	39	1.9	15	7	20	113	5.4
2017-2018	28-23	35-152	.230	14-71	.197	9-19	.474	53	1.9	31	5	24	93	3.3
Totals	49-27	76-247	.308	28-107	.262	26-47	.553	92	1.9	46	12	44	206	4.2
Julie Talley														
2002-2003	26-2	31-82	.378	14-44	.318	19-23	.826	24	0.9	29	1	14	95	3.7
2003-2004	29-20	72-195	.369	43-114	.377	33-44	.750	62	2.1	58	2	26	220	7.6
2004-2005	28-20	66-189	.349	37-101	.366	19-22	.864	51	1.8	62	0	28	188	6.7
2005-2006	28-25	74-196	.378	58-143	.406	35-46	.761	49	1.8	71	0	44	241	8.6
Totals	111-67	243-662	.367	152-402	.378	106-135	.785	186	1.7	220	3	112	744	6.7
Jasmine Tate														
2007-2008	24-0	14-58	.241	0-0	.000	10-23	.435	52	2.2	1	11	6	38	1.6
2008-2009	31-17	44-115	.383	0-0	.000	25-52	.481	148	4.8	10	36	15	113	3.6
2009-2010	31-1	44-113	.389	0-0	.000	29-54	.537	163	5.3	12	31	24	117	3.8
2010-2011	30-29	80-211	.379	0-0	.000	46-82	.561	210	7.0	19	22	19	206	6.9
Totals	116-47	182-497	.366	0-0	.000	110-211	.521	573	4.9	42	100	64	474	4.1
Charmaine Tay														
2012-2013	20-18	36-120	.217	1-21	.048	20-50	.400	104	5.2	50	9	33	73	3.7
2013-2014	24-15	71-189	.376	4-15	.267	51-78	.654	126	5.3	42	4	27	197	8.2
Totals	44-33	97-309	.314	5-36	.139	71-128	.555	230	5.2	92	13	60	270	6.1
Tasha Taylor														
2004-2005	27-13	45-137	.328	6-22	.273	28-42	.667	63	2.3	83	8	24	124	4.6
2005-2006	29-29	84-218	.385	3-21	.143	50-75	.667	109	3.8	162	20	53	221	7.6
2006-2007	30-29	140-298	.470	26-70	.371	52-80	.650	98	3.3	93	13	47	358	11.9
2008-2009	31-22	52-156	.333	13-45	.289	36-49	.735	69	2.2	95	7	21	153	4.6
Totals	117-93	321-809	.397	48-158	.304	166-246	.675	339	2.9	433	48	145	856	7.3
Destiny Thomas														
2017-2018	30-14	24-76	.316	9-33	.273	3-5	.600	56	1.9	20	1	17	60	2.0
2018-2019	32-26	25-81	.309	13-46	.283	12-19	.632	66	2.1	34	3	22	75	2.3
Totals	62-40	49-157	.312	22-79	.278	15-24	.625	122	2.0	54	4	39	135	2.2
Kerri Thomas														
1994-1995	30-9	47-118	.398	0-0	.000	21-31	.677	108	3.6	14	36	18	115	3.8
1995-1996	31-2	28-72	.389	0-0	.000	2-7	.286	48	1.5	4	16	15	58	1.9
1996-1997	30-6	34-92	.370	0-0	.000	13-22	.591	66	2.2	3	5	6	81	2.7
1997-1998	33-29	95-212	.448	0-0	.000	15-33	.455	159	4.8	17	16	31	205	6.2
Totals	124-46	204-494	.413	0-0	.000	51-93	.548	381	3.1	38	73	70	459	3.7
Sthefany Thomas														
2007-2008	31-9	89-253	.352	27-99	.273	43-54	.796	76	2.5	48	1	47	248	8.0
2008-2009	31-3	58-236	.360	30-110	.273	50-68	.735	81	2.6	30	6	22	250	8.1
2009-2010	28-11	84-222	.378	31-91	.341	36-45	.800	62	2.2	29	4	24	235	8.4
2010-2011	30-30	130-375	.347	68-208	.327	27-37	.730	103	3.4	65	10	49	355	11.8
Totals	120-53	388-1086	.357	156-508	.307	156-204	.765	322	2.7	172	21	142	1088	9.1
Kobi Thornton														
2016-2017	26-0	98-183	.536	0-0	.000	37-69	.536	148	5.7	9	35	13	233	9.0
2017-2018	30-27	149-348	.428	0-0	.000	36-65	.554	209	7.0	8	51	28	334	11.1
2018-2019	33-33	200-407	.491	0-0	.000	66-118	.559	236	7.2	17	30	29	466	14.1
Totals	56-27	247-531	.465	0-0	.000	73-134	.545	357	6.4	17	86	41	567	10.1

CAREER STATS: V-Y

Years	GP-GS	FGM-FGA	Pct.	3FG-FGA	PCT	FT-FTA	PCT	REB	AVG	AS	B	ST	PTS	AVG
Vicki Tomlinson														
1981-1982	18-0	4-12	.333	NA	NA	6-12	.500	11	0.6	4	0	0	14	0.8
Aisha Turner														
2012-2013	30-23	75-251	.299	19-60	.317	31-48	.646	78	2.6	105	2	47	200	6.7
Ito Umo														
1995-1996	31-3	79-178	.444	9-32	.281	56-84	.667	68	2.2	65	5	59	223	7.2
1996-1997	30-28	142-327	.434	9-41	.220	98-135	.726	152	5.1	76	9	69	391	13.0
1997-1998	33-33	130-338	.385	14-49	.286	122-160	.763	153	4.6	136	2	74	396	12.0
1998-1999	32-32	137-354	.387	11-41	.268	114-154	.740	170	5.3	182	6	63	399	12.5
Totals	126-96	488-1197	.408	43-163	.264	390-533	.732	543	4.3	459	22	265	1409	11.2
Tabitha Vasilas														
2001-2002	13-0	4-15	.267	2-5	.400	3-3	1.000	4	0.3	0	0	1	13	1.0
2002-2003	26-0	37-104	.356	16-53	.302	12-19	.632	24	0.9	6	2	12	102	3.9
Totals	39-0	41-119	.345	18-58	.310	15-22	.682	28	0.7	6	2	13	115	2.9
Lindsay Welker														
2008-2009	9-0	0-5	.000	0-3	.000	0-0	.000	5	0.6	1	1	0	0	0.0
2009-2010	18-6	14-29	.483	2-8	.250	3-12	.250	20	1.1	3	4	2	33	1.8
2010-2011	6-0	1-3	.333	0-0	.000	2-2	1.000	5	0.8	0	0	0	4	0.7
Totals	33-6	15-37	.405	2-11	.182	5-14	.357	30	0.9	4	5	2	37	1.1
Cheron Wells														
1990-1991	33-27	186-455	.409	17-48	.354	75-105	.714	142	4.3	85	6	53	464	14.1
1991-1992	31-31	182-416	.438	25-54	.444	78-115	.678	122	3.9	129	3	55	466	15.0
Totals	64-58	368-871	.423	41-102	.402	153-220	.695	264	4.1	214	9	108	930	14.5
Simone Westbrook														
2018-2019	32-32	166-362	.459	24-76	.316	90-116	.776	123	3.8	117	6	89	446	13.9
Amanda White-Frist														
2002-2003	29-28	63-153	.412	0-1	.000	78-104	.750	176	6.1	37	29	21	204	7.0
2003-2004	29-24	66-150	.440	0-3	.000	49-72	.681	141	4.9	25	22	16	181	6.2
2004-2005	28-25	79-163	.485	0-2	.000	57-79	.722	174	6.2	22	27	20	215	7.7
2005-2006	29-29	121-215	.563	0-3	.000	67-96	.698	142	4.9	29	47	16	309	10.7
Totals	115-106	329-681	.483	0-9	.000	251-351	.715	633	5.5	113	125	73	909	7.9
Maxienne White														
2004-2005	28-8	52-130	.400	0-5	.000	15-20	.750	94	3.4	16	3	10	119	4.3
2005-2006	29-20	136-292	.466	18-47	.383	30-43	.698	192	6.6	45	15	34	320	11.0
Totals	57-28	188-422	.445	18-52	.346	45-63	.714	286	5.0	61	18	44	439	7.7
Carrie Whitehurst														
2003-2004	28-0	35-115	.304	19-59	.322	27-43	.628	60	2.1	14	5	6	116	4.1
2004-2005	27-4	26-78	.333	13-44	.295	16-20	.800	50	1.9	9	0	8	81	3.0
2005-2006	27-3	25-84	.298	18-60	.300	3-4	.750	43	1.6	15	2	8	71	2.6
2006-2007	24-1	38-116	.328	31-89	.348	12-15	.800	76	3.2	14	3	7	119	5.0
Totals	106-8	124-393	.316	81-252	.321	58-82	.707	229	2.2	52	10	29	387	3.7
Ashlee Wilson														
2009-2010	1-0	0-0	.000	0-0	.000	0-0	.000	1	1.0	0	0	0	0	0
Imani Wilson														
1989-1990	32-16	87-186	.468	0-0	.000	46-98	.469	213	6.7	12	28	21	220	6.9
1990-1991	17-2	39-102	.382	0-0	.000	25-36	.694	83	4.9	2	8	19	103	6.1
Totals	49-18	126-288	.438	0-0	.000	71-134	.530	296	6.0	14	36	40	323	6.6
Kathy Wilson														
1976-1977	31-16	87-191	.456	NA	NA	37-62	.597	193	6.2	28	NA	25	211	6.9
1977-1978	32-NA	86-190	.453	NA	NA	28-41	.683	175	5.5	13	NA	28	200	6.3
1978-1979	30-2	22-60	.367	NA	NA	10-20	.500	51	1.7	7	7	14	54	1.8
1979-1980	28-5	15-35	.429	NA	NA	5-9	.556	29	1.0	5	3	6	35	1.3
Totals	121-NA	210-476	.441	NA	NA	80-132	.606	448	3.7	53	NA	73	500	4.1
Renee Williams														
1983-1984	28-1	28-73	.384	NA	NA	15-28	.536	25	0.9	32	0	17	71	2.5
1984-1985	27-0	33-81	.407	NA	NA	16-31	.516	28	1.0	58	3	23	82	3.1
1986-1987	25-17	41-107	.383	NA	NA	15-22	.682	39	1.6	108	0	37	97	3.9
1987-1988	30-11	37-93	.398	2-5	.400	13-19	.684	41	1.4	66	1	27	89	3.0
Totals	110-29	139-354	.393	2-5	.400	59-100	.590	133	1.2	264	4	104	339	3.1
Annette Wise														
1978-1979	30-17	107-261	.410	NA	NA	48-76	.632	142	4.7	45	7	27	262	8.7
1979-1980	36-19	76-211	.360	NA	NA	40-60	.667	113	3.1	58	2	27	191	5.3
1980-1981	31-28	113-261	.433	NA	NA	49-69	.710	207	6.8	118	1	41	275	8.9
1981-1982	3-0	3-11	.273	NA	NA	2-5	.400	15	5.0	1	1	2	8	2.6
1982-1983	27-1	10-30	.333	NA	NA	12-19	.632	37	1.4	17	1	10	32	1.2
Totals	127-65	309-774	.399	NA	NA	155-229	.659	514	4.0	239	12	107	768	6.0
Courtney Wittstruck														
1999-2000	16-0	4-6	.667	0-0	.000	4-4	1.000	6	0.4	1	0	2	12	0.8
2000-2001	12-0	3-6	.500	0-1	.000	0-0	.000	6	0.5	5	0	10	6	0.5
Totals	28-0	7-12	.583	0-1	.000	4-4	1.000	12	0.4	6	0	12	18	0.6
Justice Wright														
2014-2015	14-0	5-20	.250	0-0	.000	0-2	.000	18	1.3	1	1	3	13	0.9
2015-2016	18-17	40-84	.476	0-0	.000	8-34	.235	60	3.3	2	16	1	88	4.9
Totals	32-17	45-104	.385	0-0	.000	8-36	.222	78	2.4	3	17	4	101	3.2

Kirstyn Wright

2007-2008	30-0	57-176	.324	32-108	.296	5-13	.385	76	2.5	52	7	26	151	5.0
2008-2009	28-3	45-150	.300	19-89	.213	15-20	.750	51	1.8	36	7	23	124	4.4
2009-2010	24-10	46-126	.365	22-75	.293	20-28	.714	45	1.9	31	2	19	134	5.6
2010-11	30-23	126-300	.420	65-166	.392	50-63	.794	135	4.5	83	8	61	367	12.2
Totals	112-36	274-752	.364	138-438	.315	90-124	.726	307	2.7	202	24	129	776	6.9

Carol Yarborough

1975-1976	13-2	7-26	.269	NA	NA	9-22	.409	36	2.8	1	NA	NA	23	1.8
-----------	------	------	------	----	----	------	------	----	-----	---	----	----	----	-----

Susan Yenser

2005-2006	28-4	52-119	.437	22-63	.349	16-27	.593	56	2.0	29	6	13	142	5.1
2006-2007	30-2	65-159	.403	32-90	.356	11-16	.688	76	2.5	34	9	21	171	5.7
Totals	58-6	116-287	.417	54-153	.353	27-43	.628	132	2.3	63	15	34	313	5.4



00
DELICIA WASHINGTON
G = 5-10 = So.



1
DESTINY THOMAS
G = 5-10 = Jr.



2
KAYLEE STICKER
G = 5-11 = Fr.



3
KENEALL SPIVEY
G = 5-5 = R-Jr.



5
AMANI ROBINSON
F = 6-0 = Fr.



11
ISIS LOPES
G = 5-10 = Fr.



12
ROSHON MOORE
C = 6-2 = Fr.



21
SKYLAR BLACKSTOCK
F = 5-11 = So.



22
MONAE MCNEAL
G = 6-0 = Fr.



24
MYRIELA HAYES
C = 6-3 = R-Sr.



31
SHANNA NEEBENTENS
G = 5-8 = Jr.



32
SHYVA COTTON
G = 5-10 = So.




35
NIQUE CHERRY
F = 6-1 = R-Jr.



44
KEAN THORNTON
F = 6-2 = So.




55
TYLER BENNETT
C = 6-4 = Jr.




HEAD COACH

AMANDA BUTLER



ASSISTANT

SHERRY GRAY-ATLER



ASSISTANT

JIV SMITH



ASSISTANT

DANIEL BLUMBERG