



2020-21

# CLEMSON

BASKETBALL MEDIA GUIDE



#CLEMSONGRIT





## HEAD COACH **BRAD BROWNELL**

- All-Time Winningest Coach in Clemson History
- 185 wins at Clemson
- Coached United States (with Clemson representing) to the 2019 World University Games Gold Medal - the first for the USA since 2015 and just the second since 2005.
- Coached the Tigers to their fourth NCAA Sweet 16 in program history in 2018.
- 2018 Sports Illustrated College Coach of the Year
- Achieved the most ACC wins during a regular season in Clemson history (11).
- 25 wins in 2017-18 tied a program record for wins in a season; .714 winning percentage tied for fifth
- Tied regular season record with 15 wins at home in 2017-18 (15-1).
- His teams own the top four Clemson scoring defenses in the ACC era (1953-present).
- Has coached six All-ACC selections
- Coached K.J. McDaniels, 2014 ACC Defensive Player of the Year.
- Every senior under Brownell has earned his undergraduate degree from Clemson.





# TABLE OF CONTENTS

## GENERAL INFORMATION

2020-21 Quick Facts	2
Media Information	3
2020-21 Roster	4
2020-21 Outlook	5-7
Radio/Television Roster	8
Young Guns	9-10
A Special Bond	58-60

## PLAYER PROFILES

Jonathan Baehre	12-13
Aamir Simms	14-16
Clyde Trapp	17-19
Parker Fox	20-21
Wells Hoag	22-23
Nick Honor	24-25
John Newman III	26-28
Hunter Tyson	29-31
Al-Amir Dawes	32-33
Alex Hemenway	34-35
Chase Hunter	36-37
O'Neil McBride	38-39
PJ Hall	40
Lynn Kidd	41
Olivier-Maxence Prosper	42

## COACHING & SUPPORT STAFF

Brad Brownell, Head Coach	44-45
Brownell vs. All Competition	46
Dick Bender, Assistant Coach	47
Antonio Reynolds Dean, Assistant Coach	48
Anthony Goins, Assistant Coach	49
Matt Bucklin, Director of Basketball Operations	50
Justin McClelland, Director of Strength and Conditioning	51

Marty Simmons, Quality Control	52
Terrell McIntyre, Director of Player Development	53
Support Staff	54

## CLEMSON ADMINISTRATION

James P. Clements, President	55
Dan Radakovich, Director of Athletics	56

## THIS IS TIGER BASKETBALL

Clemson Radio Network	57
Student-Athlete Enrichment	62-63
Littlejohn Coliseum	64-65
NBA Influence	66
NBA Draft History	67
Tradition By Position	68-70


## 2019-20 YEAR IN REVIEW

Final Statistics	72
Superlatives	73
Superlatives Under Coach Brownell	74
2019-20 Game-By-Game Statistics	75
ACC Team Statistical Leaders	76
ACC Individual Statistical Leaders	77
Box Scores	78-86

## CLEMSON RECORDS

Individual Records	88-90
Individual Game Bests	91-94
Individual Season Bests	95-96
Yearly Leaders	97-99
Class Records	100-101
Career Records	102-104
Team Records	105
Team Game Bests	106-108

Team Season Bests	109
Winning Streaks	110
Statistical Trends	110-111
NCAA Tournament Records	112-113
ACC Tournament Records	114-115
NIT Results and Records	116
ACC Single-Game Bests	117
Statistical Rankings	117
Record by Day	118
Record Versus Ranked Teams	118
Record by Month	119
Weekly Poll History	119
Honors and Awards	120-123
Former Head Coaches	124-125
Coaching Records	126
All-Time NBA Tigers	127
Letterwinners	128-129
Starting Lineups	130-136
ACC Era Player Statistics	137-141
All-ACC Player Statistics	142-145
Year-by-Year Record	146
Yearly ACC Results	147
Overcoming 10-Point Deficits	147
Comeback Victories	148
All-Time Wins Over Top-25 Teams	149
Overtime Games	150
Victory Margins	151
Against All Competition	152-153
Against All Conferences	154-155
Last Second Victories	156
Littlejohn Coliseum Records	157-158
2019-20 Opponents' Series History	159-163
Last Time it Happened	164-165
All-Time Results	166-176



LITTLEJOHN COLISEUM -  
PAGES 64,65

## 2020-21 SCHEDULE

Date	Day	Opponent	Time
Nov. 25	Wed.	# vs. Mississippi State	8:30 p.m.
Nov. 26	Thurs.	# vs. Purdue/Liberty	TBA
Dec. 2	Wed.	South Carolina State	6 p.m.
Dec. 9	Wed.	^ Maryland	5 p.m.
Dec. 12	Sat.	& vs. Alabama	6:30 p.m.
Dec. 15	Tue.	* at Virginia Tech	6:30 p.m.
Dec. 19	Sat.	at South Carolina	TBA
Dec. 22	Tue.	Morehead State	2 p.m.
Dec. 29	Tue.	* Florida State	7 p.m.
Jan. 2	Sat.	* at Miami	2 p.m.
Jan. 5	Tue.	* NC State	7 p.m.
Jan. 9	Sat.	* at North Carolina	TBA
Jan. 12	Tue.	* at Syracuse	9 p.m.
Jan. 16	Sat.	* Virginia	6 p.m.
Jan. 20	Wed.	* at Georgia Tech	7 p.m.
Jan. 23	Sat.	* at Florida State	3 p.m.
Jan. 26	Tue.	* Boston College	7 p.m.
Jan. 30	Sat.	* at Duke	12 p.m.
Feb. 2	Tue.	* North Carolina	7 p.m.
Feb. 6	Sat.	* Syracuse	2 p.m.
Feb. 13	Sat.	* Georgia Tech	4 p.m.
Feb. 17	Wed.	* at Notre Dame	7 p.m.
Feb. 21	Sun.	* at Pittsburgh	6 p.m.
Feb. 24	Wed.	* at Wake Forest	6:30 p.m.
Feb. 27	Sat.	* Miami	2 p.m.
March 3	Wed.	* Louisville	9 p.m.
March 6	Sat.	* Pittsburgh	12 p.m.
March 9-13	Tue-Sat.	! New York Life ACC Tournament	TBA

**Note:** All times are ET; home games in **bold**; # — Space Coast Challenge (Melbourne, Fla.); ^ — ACC/Big Ten Challenge; & — Holiday Hoopsgiving (Atlanta, Ga.) \* — ACC regular season game; ! — Greensboro, N.C.

## MEDIA GUIDE CREDITS

Written and edited by **Ben Winterrowd**. Editorial assistance by **Tim Bourret** and **Tucker Pettigrew**. Photography by **Carl Ackerman**, **Ashley Jones**, **Jessica Jones**, **Craig Mahaffey**, **Bradley Moore**, **David Platt**, **Allen Randall**, **Vern Verna**, **Madison Williams**, **Ben Winterrowd**. Cover designs by **Whitley Ruffin**. Printed by **Martin Printing Inc.**



# QUICK FACTS

## GENERAL INFORMATION

<b>Location:</b>	Clemson, SC 29633
<b>Founded:</b>	1889
<b>Enrollment:</b>	25,822
<b>President:</b>	James P. Clements (UMBC '85)
<b>Director of Athletics:</b>	Dan Radakovich (Indiana (Pa.) '80)
<b>Conference:</b>	Atlantic Coast
<b>Nickname:</b>	Tigers
<b>Colors:</b>	Tiger Orange & Regalia
<b>Arena:</b>	Littlejohn Coliseum (9,000)
<b>Web:</b>	ClemsonTigers.com
<b>Twitter / Instagram</b>	@ClemsonMBB

## MEN'S BASKETBALL STAFF

### Head Coach

Brad Brownell (DePauw '91)  
*Clemson record: 185-142 (10 years)*  
*Overall record: 352-227 (18 years)*

### Assistant Coach

Dick Bender (West Maryland '86)

### Assistant Coach

Antonio Reynolds Dean (Rhode Island '99)

### Assistant Coach

Anthony Goins (St. John's '08)

### Director of Operations

Matthew Bucklin (Georgia '12)

### Director of Basketball Strength & Conditioning

Justin McClelland (Eastern University '11)

### Director of Player Development

Terrell McIntyre (Clemson '15)

### Special Assistant to the Head Coach

Marty Simmons (Evansville, '88)

### Video Coordinator

Amit Tailor (Illinois '08)

### Athletic Trainer

Brad Crowe (Grand Valley State '10)

### Graduate Managers

Kylen Butler (Indianapolis, '19)

Aaron Stevens (Clemson, '19)

## ATHLETIC COMMUNICATIONS STAFF

### Associate AD/Communications and Strategic Initiatives

Jeff Kallin (Clemson, '07) C: 508-944-3859

Email: kallin@clemson.edu

### Assistant Director of Communications, Men's Basketball Contact

Ben Winterrowd (Western Illinois '11) C: 630-862-8828

Email: winterrowd@clemson.edu Twitter: @Winter\_Ben

### Secondary Men's Basketball Contact

Meaghan Frazier (Minnesota, '19)

Email: mrfrazi@g.clemson.edu

**Mailing Address:** P.O. Box 31, Clemson, SC 29633

**Overnight Address:** 100 Perimeter Road, Clemson, SC 29633

## CLEMSON TIGERS RADIO NETWORK

**Office Phone:** 864-654-5544

**Mailing Address:** P.O. Box 552, Clemson, SC 29633

**Play-by-Play:** Don Munson

**Color Analyst:** Tim Bourret

## 2020-21 PERSONNEL BREAKDOWN

### Lettermen Returning: 11

Name	Pos	Hgt	Wgt	Cl.	PPG	RPG	FG%	FT%
Aamir Simms	F	6-8.5	248	Sr.	13.0	7.2	.474	.705
John Newman III	G	6-5	197	Jr.	9.5	3.9	.440	.726
Al-Amir Dawes	G	6-2	180	So.	9.0	2.8	.381	.789
Clyde Trapp	G	6-4	196	Sr.	6.0	3.9	.367	.500
Hunter Tyson	F	6-8	204	Jr.	5.5	3.0	.445	.707
Chase Hunter	G	6-3	200	So.	5.3	1.0	.378	.636
Alex Hemenway	G	6-3	180	So.	4.8	0.9	.500	1.000
Wells Hoag	G	6-2	180	Jr.	0.7	0.3	.333	.000
Parker Fox	G	6-7	210	Jr.	0.6	0.3	.667	.000
O'Neil McBride	F	6-7	195	So.	0.3	0.8	.500	.000
Jonathan Baehre	F	6-10	209	Sr.	0.0	3.5	.000	.000

**Notes:** Nick Honor sat out the 2019-20 season due to NCAA transfer eligibility rules.

### Newcomers: 3

Name	Cl.	Pos	Hgt	Wgt
PJ Hall	Fr.	F/C	6-10	235
Lynn Kidd	Fr.	C	6-10	220
Olivier-Maxence Prosper	Fr.	G/F	6-8	205

### Lettermen Lost: 5

Name	Pos	Hgt	Wgt	PPG	RPG	FG%	FT%
Paul Grinde	C	6-10	275	1.4	0.3	.625	.750
Trey Jemison	C	7-0	256	1.7	2.0	.490	.364
Tevin Mack	G/F	6-6	227	12.2	5.2	.449	.613
Khavon Moore	G/F	6-8	217	1.8	1.7	.373	.571
Curran Scott	G	6-4	205	5.7	1.7	.369	.787

**Starters Returning:** 4 (Simms, Newman III, Dawes, Trapp)

**Starters Lost:** 1 (Mack)

**Top Returning Scorer:** Aamir Simms (13.0 ppg)

**Top Returning Rebounder:** Aamir Simms (7.2 rpg)

**Top Returning Assist Maker:** Aamir Simms (78)

**Top Returning FG Shooter:** Aamir Simms (.474, min. 100 attempts)

**Top Returning 3-Point Shooter:** Aamir Simms (.400, min. 50 attempts)

**Top Returning FT Shooter:** Al-Amir Dawes (.789, min. 50 attempts)

**Top Returning Shot Blocker:** Aamir Simms (23)

**Top Returnee in Steals:** John Newman III (31)

## 2020-21 ROSTER BREAKDOWN

**By Class:** 3 seniors, 5 Juniors, 3 sophomores, 3 freshmen

**By State:** South Carolina 4, Florida 2, North Carolina 2, Georgia 1, Virginia 1, Indiana 1, Nevada 1, New Jersey 1

**By Country:** United States 13, Canada 1, Germany 1

## 2019-20 SEASON REVIEW

**Overall Record:** 16-15

**ACC Record:** 9-11 (8th)

**Postseason:** Cancelled Due to COVID-19

**Associated Press Final Ranking:** NR

**USA Today Final Ranking:** NR

## ALL-TIME POSTSEASON PLAY

**Overall NCAA Appearances:** 12

**Overall NCAA Tournament Record:** 11-12

**Last NCAA Appearance/Result:** 2018, lost to Kansas in the Sweet Sixteen, 80-76

**Overall NIT Appearances:** 17

**Overall NIT Record:** 19-17

**Last NIT Appearance/Result:** 2019/Second Round





# MEDIA INFORMATION

## MEDIA ENTRANCE

The media entrance to Littlejohn Coliseum is located at the Southwest Entrance of the Burton Gallery. Writers are asked to proceed to the seating area in section 232.

## MEDIA PARKING

A limited amount of media parking is available. Information related to parking will be announced prior to the season. Contact Ben Winterrowd at (630) 862-8828 or winterrowd@clemsontech.edu if you have any specific questions.

Radio network engineers will be allowed to park along the Avenue of Champions, which runs adjacent to the back loading dock entrance. The network television production truck in charge of broadcasting the game will park in its same location prior to renovations, at the northwest corner of the facility. Local television stations will not be permitted to park satellite trucks in the back loading dock area. Contact Rick Bagby if you have a question regarding parking for satellite trucks.

## MEDIA SEATING

Members of the working media will be seated in section 232 of the upper arena, marked by gray tables. The seating area is well equipped with power outlets and wireless internet access. The athletic communications office will label seating assignments prior to most games.

## MEDIA WORK AREAS

The working media are encouraged to utilize two spaces. Writers and radio personnel are encouraged to utilize the space afforded to them in section 232 of the upper arena. Photographers are encouraged to work from the hallway area outside the postgame press conference room, located off the court.

## IN-GAME STATISTICS

Members of the media can follow in-game statistics on a laptop, iPad, tablet or phone. Statistics are generated each game at Clemson.StatBroadcast.com.

## POSTGAME INTERVIEWS

The postgame interview process will be conducted virtually this season via Zoom.

The head coaches of both teams will conduct press conferences via Zoom and sometimes simultaneously. Players will vary game to game.

Please contact the communications representative from the opposing team for access to their players.

## BRAD BROWNELL AVAILABILITY

Head coach Brad Brownell is available throughout the week during the season. He is available prior to practice the day before scheduled games (events may arise that do not allow this availability). He is also available via the ACC teleconference on Mondays during the conference regular season, starting in January. His pre-practice interviews will be conducted via Zoom.

## PLAYER AVAILABILITY

Clemson players can be made available prior to practice the day before scheduled games and at requested times throughout the week. Please contact Ben Winterrowd at (630) 862-8828 for specific player requests.

All availability times and dates will be sent via email by Ben Winterrowd. Please contact Ben Winterrowd (winterrowd@clemsontech.edu) if you wish to be added to the mass distribution list.

## CREDENTIALS

To obtain media credentials for games, please set up an account through SportsSystems.com/clients/Clemson. Click '2020-21 Clemson Basketball' to request credentials. Any spouses, dates or anyone 16 years of age and under will NOT be allowed in the press area.

## Athletic Communications Office Mailing Address

P.O. Box 31

Clemson, SC 29633

## Overnight Shipping Address

100 Perimeter Road (Jervy Athletic Center)

Clemson, SC 29633

Phone: (864) 656-2114

## Atlantic Coast Conference Media Information

### Address

P.O. Drawer ACC

Greensboro, NC 27417

4512 Weybridge Lane

Greensboro, NC 27407

Phone: (336) 851-6062

Fax: (336) 854-8797

## ACC Communications Staff

Kevin Best, Senior Associate Commissioner

Andy Fledderjohann, Associate Commissioner/MBB

Steve Phillips, Editorial and Content Manager

Justin Wilson, Director of Communications

Tyler Beck, Assistant Director

BRAD BROWNELL BECAME THE ALL-TIME WINNINGEST COACH IN CLEMSON HISTORY LAST SEASON, PASSING BILL FOSTER FOR NO. 1 ALL TIME. BROWNELL HAS 185 VICTORIES AT CLEMSON ENTERING THE 2020-21 SEASON.





# TEAM ROSTER

## ALPHABETICAL

No	Name	Pos	Hgt	Wgt	Cl.	Exp.	Hometown	Previous School
1	Jonathan Baehre	F	6-10	214	Sr.	TR	Wiesbaden, Germany	Wilkinson County HS/UNCA
2	Al-Amir Dawes	G	6-2	180	So.	1VL	Newark, N.J.	The Patrick School
11	Parker Fox	G	6-7	212	Jr.	2VL	Reno, Nev.	Oconee HS (Ga.)
24	PJ Hall	F	6-10	235	Fr.	HS	Spartanburg, S.C.	Dorman HS
12	Alex Hemenway	G	6-3.5	185	So.	1VL	Newburgh, Ind.	Castle HS
21	Wells Hoag	G	6-3	199	Jr.	1VL	Greenville, S.C.	Greenville HS
4	Nick Honor	G	5-10	205	RSO.	TR	Orlando, Fla.	Lake Highland/Fordham
3	Chase Hunter	G	6-3.5	204	So.	1VL	Atlanta, Ga.	Westlake HS
20	O'Neil McBride	F	6-7	207	So.	1VL	Myrtle Beach, S.C.	Myrtle Beach HS
22	Lynn Kidd	C	6-10.5	235	Fr.	HS	Gainesville, Fla.	IMG Academy
15	John Newman III	F	6-5	207	Jr.	2VL	Greensboro, N.C.	Greensboro Day School
10	Olivier-Maxence Prosper	F	6-8	218	Fr.	HS	Montreal, Quebec, Canada	NBA Academy
25	Aamir Simms	F	6-8.5	245	Sr.	3VL	Palmyra, Va.	Blue Ridge School
0	Clyde Trapp	G	6-4	203	Sr.	3VL	Eastover, S.C.	Lower Richland HS
5	Hunter Tyson	F	6-8	215	Jr.	2VL	Monroe, N.C.	Piedmont HS

## NUMERICAL

No	Name	Pos	Hgt	Wgt	Cl.	Exp.	Hometown	Previous School
0	Clyde Trapp	G	6-4	203	Sr.	3VL	Eastover, S.C.	Lower Richland HS
1	Jonathan Baehre	F	6-10	214	Sr.	TR	Wiesbaden, Germany	Wilkinson County HS/UNCA
2	Al-Amir Dawes	G	6-2	180	So.	1VL	Newark, N.J.	The Patrick School
3	Chase Hunter	G	6-3.5	204	So.	1VL	Atlanta, Ga.	Westlake HS
4	Nick Honor	G	5-10	205	RSO.	TR	Orlando, Fla.	Lake Highland/Fordham
5	Hunter Tyson	F	6-8	215	Jr.	2VL	Monroe, N.C.	Piedmont HS
10	Olivier-Maxence Prosper	F	6-8	218	Fr.	HS	Montreal, Quebec, Canada	NBA Academy
11	Parker Fox	G	6-7	212	Jr.	2VL	Reno, Nev.	Oconee HS (Ga.)
12	Alex Hemenway	G	6-3.5	185	So.	1VL	Newburgh, Ind.	Castle HS
20	O'Neil McBride	F	6-7	207	So.	1VL	Myrtle Beach, S.C.	Myrtle Beach HS
15	John Newman III	F	6-5	207	Jr.	2VL	Greensboro, N.C.	Greensboro Day School
22	Lynn Kidd	C	6-10.5	235	Fr.	HS	Gainesville, Fla.	IMG Academy
24	PJ Hall	F	6-10	235	Fr.	HS	Spartanburg, S.C.	Dorman HS
25	Aamir Simms	F	6-8.5	245	Sr.	3VL	Palmyra, Va.	Blue Ridge School
21	Wells Hoag	G	6-3	199	Jr.	1VL	Greenville, S.C.	Greenville HS

**Head Coach:** Brad Brownell

**Assistant Coaches:** Dick Bender, Antonio Reynolds Dean, Anthony Goins

**Director of Basketball Operations:** Matt Bucklin

**Special Assistant to the Head Coach:** Marty Simmons

**Director of Strength & Conditioning:** Justin McClelland

**Director of Player Development:** Terrell McIntyre

**Sports Medicine:** Brad Crowe

**Video Coordinator:** Amit Tailor

**Graduate Managers:** Kylen Butler and Aaron Stevens

**Undergraduate Managers:** Jake Cerota, Jack Nauseef, Thomas Brockhorst, Johnny Heijer, Will Solomon (Will is completing his degree through Clemson's Tiger Trust Program), Joel Dance, Luke Ferrell, Devin Foster

## PRONUNCIATION GUIDE

Jonathan Baehre	"Bear"
Brad Brownell	BROW-nehl
Olivier-Maxence Prosper	Oh-LIV-ee-ay

## CLEMSON TIGERS BLUEPRINT

### Via High School Ranks (9)

Clyde Trapp (2017 recruiting class)  
 Al-Amir Dawes (2019 recruiting class)  
 Chase Hunter (2019 recruiting class)  
 Hunter Tyson (2018 recruiting class)  
 Alex Hemenway (2019 recruiting class)  
 John Newman III (2018 recruiting class)  
 Aamir Simms (2017 recruiting class)  
 PJ Hall (2020 recruiting class)  
 Olivier-Maxence Prosper (2020 recruiting class)  
 Lynn Kidd (2020 recruiting class)

### Via Transfer Portal (3)

Jonathan Baehre (2018 transfer from UNC Asheville)  
 Nick Honor (2019 transfer from Fordham)

### Via Walk-On (3)

Parker Fox (2018 Recruiting Class)  
 Wells Hoag (2019 Recruiting Class - Elevated manager)  
 O'Neil McBride (2019 Recruiting Class)





# SEASON OUTLOOK

With the return of four starters, four of the top five scorers, five of the top six rebounders and each of the top four assist makers, Clemson has plenty of reason for optimism as Brad Brownell, the Tigers' winningest basketball coach in history, both overall (185 wins) and in ACC games (85), begins his second decade with the program.

The squad has also added its most highly regarded recruiting class in his tenure and welcomed a transfer who averaged 15 points per game two years ago.

As long as the injury/COVID-19 bug stays away, this will certainly be Clemson's deepest team since the program's run to the Sweet 16 in 2017-18 and perhaps the deepest in Brownell's tenure.

"We compare much better to the rest of the league than we have previously when you look at our players, seventh through 10th," said Brownell in early October. "I hope to have nine or 10 guys play double-figure minutes. We need to stay healthy, and if we do, we will be a team with some depth."

While the newcomers will be significant factors, there are seven returning lettermen who played at least 175 minutes and combined for 113 starts. They experienced a 2019-20 season that was one of the most accomplished in school history.

## Among the landmark data points:

- Led the nation in wins over top-6 Associated Press teams with three (victories over Duke, Louisville and Florida State). It was the first time in 40 years Clemson defeated three top-6 teams in the same year.
- The win over No. 3 Duke was the highest ranked team Clemson has defeated since 2001.
- Ended a 94-year losing streak that covered 59 consecutive games at North Carolina, a thrilling 79-76 overtime victory that saw Clemson overcome a 10-point deficit with just 2:08 left in regulation.
- Wins over all four ACC teams from the state of North Carolina for the first time since 1995-96. The Tigers

posted a 4-2 record against the "Big Four" ACC schools from North Carolina, just the second year in the last 30 Clemson had a winning mark against those teams.

- Beat NC State, North Carolina and Duke in consecutive games for the first time since 1966-67.
- Defeated three of the top four winningest coaches (Jim Boeheim, Mike Krzyzewski and Roy Williams) in the history of college basketball.

"We accomplished some great things last year," said Brownell. "It was a year of a lot of turnover in that we had new players and revamped the way we do things offensively to fit our personnel."

"We expect to play faster this year because of our depth, especially at point guard. We will have more of a post presence offensively than we did last year. We will look more traditional at times."

While there are many reasons for optimism, Brownell will be the first to tell you there are areas his team must improve. "We need a proven perimeter scorer. We don't have a Marcquise Reed or a Donte Grantham who you know is going to score for you every game. We might have to do that on a game-to-game basis."

The Tigers also look to improve their negative rebounding margin of a year ago. "We can be an improved rebounding team this year, but when you look at our KenPom numbers, we were a good defensive rebounding team, especially for a relatively small team."

"Where we don't rebound as well is offensive rebounding. But I emphasized getting back on defense and setting our defense last year. I didn't want to give up easy baskets. We will crash the glass more this year."

Brownell also looks to see improvement when it comes to 3-point shooting. "Last year, if we made threes, we could beat top-10 teams. We hope to be more consistent with the more experienced players we have taking the threes this year. That will be an important part of our offense."

Another reason for optimism within the program is that important intangible... leadership. "Aamir Simms is



JOHN NEWMAN III  
IMPROVED HIS SCORING  
BY 7.0 POINTS PER GAME  
FROM HIS FRESHMAN  
YEAR TO SOPHOMORE  
YEAR.



HEAD COACH BRAD  
BROWNELL RETURNS FOR  
HIS 11TH SEASON AT THE  
HELM OF THE TIGERS'  
PROGRAM, HAVING  
ALREADY BECOME THE  
PROGRAM'S ALL-TIME  
WINNINGEST COACH.



# SEASON OUTLOOK



AAMIR SIMMS  
EARNED ALL-  
ACC THIRD TEAM  
HONORS FOR HIS  
PERFORMANCES ON  
THE COURT LAST  
SEASON.

one of the best leaders I've had. He's been on a Sweet 16 team, and he's seen what it takes. He's seen leaders like Donte Grantham and Gabe DeVoe before him. He knows what good leadership looks like. Clyde Trapp is also healthy and will provide leadership."

## Backcourt

Brownell looks to have a more up-tempo attack this year thanks to the fact he will have depth at point guard, a position that will feature sophomore Al-Amir Dawes and sophomore transfer Nick Honor.

"We enter this year with two quick point guards with a year or experience under their belt playing college basketball. We are going to try to throw the ball ahead and make some plays."

Dawes had moments of brilliance last year, especially at Boston College, when he scored 22 points in a Tiger victory, and when he scored the game-winning field goal on a coast-to-coast drive to beat Florida State with a second left. Dawes finished the season fourth on the team in scoring with a 9.0 average and was second in assists with 76. He had a team-best 48 3-point field goals, and that number will likely increase in his sophomore year.

Honor played the 2018-19 season at Fordham and averaged 15.3 points per game, best among Atlantic 10 rookies, and 14th-best among freshmen nationally. He made 70 3-point shots, hit 81.6 percent from the foul line and was named to the All-Atlantic 10 rookie team.

Honor was able to play for the Tigers in the summer of 2019 in the World University Games and was a factor in Clemson's drive to winning the gold medal. He committed just four turnovers the entire tournament.

Veterans John Newman III and Clyde Trapp return for their third and fourth years with the program, respectively. Newman was, fittingly, third on the team in scoring (9.5), rebounds (122) and assists (68) last year.

He gained confidence during the 2019 World University games, when he averaged 13.3 points a game. He had a memorable game last year, when he had 23 points in Clemson's win over No. 5 Louisville.



HUNTER TYSON  
SAW INCREASES  
IN MINUTES,  
POINTS, FIELD  
GOAL PERCENTAGE  
AND THREE-POINT  
SHOOTING LAST YEAR.



# SEASON OUTLOOK

Trapp missed 10 games at the outset of 2019-20 while recovering from a torn ACL but still made 19 starts.

"Clyde got the brace off this summer and is gaining more and more confidence. His knee is strong and I look for him to have a really good senior year. The game has slowed down for him."

A third returning letterman at shooting guard is the team's best shooter, Alex Hemenway. His playing time was also limited by injury last year as a freshman, when he played just 15 games, but he showed his abilities as Clemson's top outside shooter. He led the team in 3-point shooting by a wide margin (.476) and shot a team best 50 percent overall. He finished the year with a 4.8 scoring average in just 12 minutes per game.

Another 2019-20 freshman who had an injury-plagued season was Chase Hunter. The native of Atlanta came to Clemson as a national top-100 player and started the season opener. But he played just nine games due to multiple injuries.

## Frontcourt

The leader of the frontcourt and the entire team for that matter is senior Aamir Simms, among the most versatile players in the ACC and Clemson history.

One fact supports that statement. In 2019-20, he became the first player in Clemson history to lead the Tigers in scoring (13.0), rebounding (7.2) and assists (7.8) in the same season.

The native of Virginia will always be remembered for his signature performance in the win in Chapel Hill, N.C., when he had 20 points, eight rebounds, six assists, four blocks and three steals. He led the Tigers in all five categories, the only game in history a Tiger has had a "quintuple leadership" with at least three data points in each category.

"Last year, Simms gained confidence over the course of the season. Early in the season, [the coaching staff] thought he was better than he played. He didn't realize how good a player he was. He is a very cerebral player who is constantly trying to help the younger guys."

Hunter Tyson is another veteran who can help the Tigers in the frontcourt. The junior averaged 5.5 points and 3.0 rebounds per game a year ago and hit many timely 3-point shots.

The other four frontcourt scholarship players on the Clemson roster have played a total of two games for the

Tigers. They have size, with three listed at 6-foot-10 and the other at 6-foot-8.

Jonathan Baehre is the most experienced of the group when it comes to college basketball. The transfer from UNC Asheville has suffered a pair of ACL injuries and is anxious to attend a Clemson game in uniform instead of a suit.

He played 34 games (21 as a starter) for the Bulldogs in 2017-18 and averaged 7.4 points per game and pulled down 48 rebounds. He came on strong at the end of the season, first with 16 point and 13 rebounds in the regular season conference title-clinching win over Winthrop and then in the NIT against Southern California, when he had 28 points and 14 rebounds.

The other three members of the frontcourt are all freshmen. "The freshmen are talented and have good size and athletic ability," said Brownell. "They've raised the competition level in practice and are going to make us a better team."

"It will take them some time to learn on defense, but when they do, they are going to get more and more playing time."

Olivier-Maxence Prosper, known as "O-Max," comes to Clemson from Montreal, the first Canadian scholarship player on the Clemson roster in 20 years. "O-Max is very physical and a hard driver, something we haven't had a lot of in the last couple of years. He's versatile and can play the wing and both forwards. He's very eager and a hard worker."

P.J. Hall is a national top-60 player coming out of Spartanburg, S.C., who was the South Carolina Gatorade Player of the Year. "P.J.'s a unique player in that he's a big guy who can make a three from the top of the key. He can also bury you from under the basket. It's hard to find guys who can do both, but he can. He was well-coached in high school and wants to be good."

Lynn Kidd is a 6-foot-10, 220-pounder from Gainesville, Fla., who was slated to attend a prep school this year and was named a national top-100 recruit by ESPN for the 2021 class. But he decided to reclassify and came to Clemson this past summer. "Lynn doesn't have a ton of game experience because he's always played on balanced teams with outstanding players. He runs well and jumps well. He's a talented hard worker who can finish at the basket."




**CLYDE TRAPP ENTERS THE 2020-21 SEASON FULLY RECOVERED FROM A TORN ACL AND WILL LOOK TO HELP LEAD THE TIGERS AS A SENIOR WITH SIMMS AND JONATHAN BAEHRE.**




**AL-AMIR DAWES WAS THURST INTO A STARTING ROLE AS A FRESHMAN LAST SEASON, AND RESPONDED BY AVERAGING OVER 9.0 POINTS PER GAME.**



# TV & RADIO ROSTER



**#0 CLYDE TRAPP**  
G • 6-4 • 203 • Sr.  
Eastover, S.C.




**#1 JONATHAN BAEHRE**  
F • 6-10 • 214 • Sr.  
Wiesbaden, Germany



**#2 AL-AMIR DAWES**  
G • 6-2 • 180 • So.  
Newark, N.J.



**#3 CHASE HUNTER**  
G • 6-3.5 • 204 • So.  
Atlanta, Ga.



**#4 NICK HONOR**  
G • 5-10 • 205 • RSo.  
Orlando, Fla.



**#5 HUNTER TYSON**  
F • 6-8 • 215 • Jr.  
Monroe, N.C.



**#10 OLIVIER-MAXENCE PROSPER**  
G/F • 6-8 • 218 • Fr.  
Montreal, Quebec, Canada



**#11 PARKER FOX**  
G • 6-7 • 212 • Jr.  
Reno, Nev.



**#12 ALEX HEMENWAY**  
F • 6-3.5 • 185 • So.  
Newburgh, Ind.




**#15 JOHN NEWMAN III**  
G • 6-5 • 207 • Jr.  
Greensboro, N.C.



**#20 O'NEIL McBRIDE**  
F • 6-7 • 207 • So.  
Myrtle Beach, S.C.



**#21 WELLS HOAG**  
G • 6-3 • 199 • Jr.  
Greenville, S.C.



**#22 LYNN KIDD**  
F/C • 6-10.5 • 235 • Fr.  
Gainesville, Fla.



**#24 PJ HALL**  
F/C • 6-10 • 235 • Fr.  
Spartanburg, S.C.



**#25 AAMIR SIMMS**  
F • 6-8.5 • 245 • Sr.  
Palmyra, Va.



**BRAD BROWNELL**  
Head Coach  
11th Season at Clemson



**DICK BENDER**  
Assistant Coach  
9th Season at Clemson



**ANTONIO REYNOLDS DEAN**  
Assistant Coach  
4th Season at Clemson



**ANTHONY GOINS**  
Assistant Coach  
2nd Season at Clemson



**MATT BUCKLIN**  
Director of Operations  
3rd Season at Clemson





OLIVIER-MAXENCE PROSPER



P.J. HALL

LYNN KIDD

# YOUNG GUNS

CLEMSON POLISHED OFF ITS BEST RECRUITING CLASS SINCE 2009 WITH THE ADDITION OF THREE BLUE CHIP PROSPECTS.

BY BEN WINTERROWD



# "YOUNG GUNS"

**C**LEMSON HELD A RIBBON-CUTTING FOR THE NEWLY RENOVATED Littlejohn Coliseum on Oct. 14, 2016. The opener against Georgia on Nov. 11 served as the "grand reopening" of the facility, complete with all the bells and whistles, including a victory. The \$63.5 million project, spearheaded by 11th-year Head Coach Brad Brownell, was completed after 16 months of renovation, which began almost immediately following the 2014-15 season.

The impact of the facility has shown nothing but positives for the program but has specifically given recruiting at Clemson an uptick, including hauling in three of Clemson's top nine rated players of all-time, according to 247Sports.

## HOMETOWN HERO

This past recruiting cycle has placed the Tigers 20th in the country with three four-star prospects signed. It also slots the Tigers fourth overall in the Atlantic Coast Conference.

The coup of the class came just an hour and 20 minutes away from Littlejohn Coliseum. P.J. Hall was the No. 1-ranked player in the state of South Carolina, a three-time state champion and garnered Gatorade South Carolina Player of the Year honors in 2020.

"P.J. is a strong, physical post player with a shooting touch that allows him to play both inside and outside," said Brownell when Hall signed. "He comes from an outstanding Dorman High School program coached by Thomas Ryan. His passion for basketball and willingness to work gives us great excitement about his future at Clemson."

Hall is a four-star prospect and is most notably the third-highest rated prospect in Clemson history, according to 247Sports. He comes to Clemson, which holds a very prestigious big-man history, at 6 feet 10 inches and more than 230 pounds.

"[Coach Brownell] called me a 'hometown hero' a few years ago, and I never forgot that," said Hall. "Hometown hero sounds good to me. Being here, knowing my parents can get to every home game, my brother can get to every home game, just knowing that I have two real families now, one at Clemson and one at my house ... it just felt like I was supposed to be [here]."

Family means a lot to Hall and that was a major factor in his decision.

"Family's the most important thing, and that's the reason I fell in love with Clemson University. I visited there, and my last visit in the fall was amazing. We were on a visit, but it didn't feel like a visit. It felt like I was a part of the basketball team and a student at the University."

Hall took official visits to Florida and Virginia Tech, but neither compared to his visit to Clemson.

"I knew that was my favorite right then ... This is not a four-year decision; this is a 40-year decision. I wanted to make sure this is where I'm going, and I wanted to love it. I know I will."

"Coach Brownell recruited me two years very hard, and I can't wait to play for him for the next four."

## CLEMSON'S SECOND CANADIAN

Over the course of an extremely short, but effective, recruitment of Olivier-Maxence Prosper, the Tigers secured just their second Canadian basketball player in its history.

Brownell said at the time of his signing, "He's an extremely hard worker who is dedicated to improving his game. Our coaching staff was impressed by his talent and competitive spirit at such a young age and feels like he has a very bright future in basketball."

Prosper, affectionately known to his teammates and coaches as "O-Max," hails from Montreal, the largest city in the province of Quebec.

The recruitment of O-Max began in July 2019, and the Tigers hosted him on an official visit to campus in October that year.

"During my visit to Clemson, I felt this was the best place for me to grow as a basketball player and also in all aspects of life," said Prosper. "Spending time with my coaches, my teammates and the entire athletic staff helped me better understand their values and their approach, as well as appreciate their commitment to the game towards the team's success and my growth."

"I just knew it was the program I wanted to be a part of. I chose to be a Tiger because I feel I will have an immediate impact and win. We aren't just a team; we are a family."

Prosper's high school basketball career has taken him to many locations. He transferred from a school in Quebec to Lake Forest (Ill.) Academy. It was there that Prosper began to rise as a prospect, carrying over into the spring and summer. O-Max transferred again last year, joining the NBA Academy-Latin American in Mexico.

O-Max was the Tigers' second top-100 prospect to sign, ranking 82nd in 247Sports' 2020 Top247 as a four-star prospect.

The coaching staff believes that O-Max is very inquisitive and bright and, quite frankly, better than some people thought at the time of his recruitment.

"He was a little under-recruited because he was from Canada, and people didn't know which class he was going to be in [between 2020 and 2021]," Brownell told The Athletic's Grace Raynor. "I remember telling his dad, 'We'll take him in '20. We'll take him in '21. We'll take him whenever he wants to come to Clemson.'"

"Thank you to Clemson University and Clemson Basketball for giving me the opportunity to be part of the family and providing me with the platform to expand my game. This is only the beginning."

## HOME RUN IN AUGUST

What was already deemed a highly successful recruiting class became a historic one at Clemson with the addition of Lynn Kidd, who pushed the Tigers' 2020 class into the top 20 in the country and top 4 in the ACC, according to 247Sports.

Kidd came on late with an ultra-impressive summer on the AAU circuit and chose to reclassify from 2021 to 2020, signing with the Tigers as the nation's No. 103 player (rated No. 77 in the 2021 ESPN Top 100).

"The talent in our program continues to rise, and another example of that is our addition of Lynn Kidd," said Brownell at the time of Kidd's signing. "He is an outstanding frontcourt player with great size and athleticism. Lynn adds to our depth in the frontcourt and will help us defensively with his shot blocking and rebounding. Offensively, he is a very good finisher around the rim and has shown the ability to step out and make high-post jump shots."

"I'm excited to get to campus, meet the guys and get to work," said Kidd upon his commitment to Clemson. "I really liked the coaching staff and how they developed Aamir Simms. The team really felt like a family; it felt like I was home."

"I think we have a chance to be really good in the next couple of years. I'm excited about playing in the ACC, I feel like it's the best basketball played in college. It's the best conference by far."

Kidd is excited about the prospect of learning from star senior Aamir Simms this coming season.


"I'm looking forward to learning a lot from him. Our games are very similar, and we have similar moves."

Originally from Gainesville, Fla., Kidd planned to complete a post-graduate year at IMG Academy but reclassified after a strong showing at the Power 24 this summer.

At the showcase, Kidd averaged 13 points, 7.3 rebounds and two blocks per game as he quickly rose to become one of the hottest prospects in the country. 🍌




# MEET THE PLAYERS





# JONATHAN BAEHRE



**SENIOR • FORWARD**  
**6-10 • 214**  
**#1 • WIESBADEN, GERMANY**  
**WILKINSON COUNTY HS (GA.)**  
**UNC ASHEVILLE**



## 2019-20

- » Appeared in two games for the Tigers after returning from a torn ACL. Both appearances came off the bench.
- » Played 26 minutes and grabbed seven rebounds.
- » Re-injured knee following the South Carolina game (Dec. 15) and was diagnosed with a torn ACL in the same knee in January and missed the remainder of the season.

## 2018-19

- » Sat out season due to NCAA transfer rules.

## 2017-18 (AT UNC ASHEVILLE)

- » Appeared in all 34 games, while making 21 starts.
- » Averaged 7.4 points, 4.6 rebounds and 1.8 blocks per game as a sophomore.
- » Averaged 1.8 blocks per contest was third-best in the Big South Conference.
- » Scored in double-figures on 10 occasions.
- » Finished top-20 in the Big South in offensive rebounds (1.6) and rebounding (4.6).
- » Finished the season with three double-doubles.
- » Was strong in a NIT loss to USC, finishing with 28 points and 14 rebounds.
- » Posted 16 points and 13 rebounds in the Bulldogs' conference title clinching win over Winthrop.
- » Posted 13 points and 10 rebounds against Milligan on Dec. 10.

## 2016-17 (AT UNC ASHEVILLE)

- » Appeared in 11 games as a freshman.
- » Averaged 2.1 points and 1.5 rebounds per contest.
- » Played in a season-high 17 minutes against Presbyterian on Feb. 15.
- » Scored season-high five points against Campbell on Feb. 18.
- » Grabbed a season-high six rebounds against Longwood on Feb. 11.

## PREP CAREER

- » Grew up and played in Hessen, Germany, before moving to Georgia and playing his senior high school season at Wilkinson County High School in Irwinton, Ga.
- » Won a Georgia High School Association (GHSA) Division A state championship, was named Co-MVP of the title game.
- » Named to the all-state team in Hessen, Germany in 2013.
- » Received an invitation to the U-18 German National team tryouts in 2013.

## PERSONAL

- » Born September 12, 1996 (turned 24 prior to the 2020-21 season).
- » Last name pronounced "Bear"



## BAEHRE'S CAREER HIGHS

Points:	28 at USC, 3/13/18
Field Goals Made:	11 at USC, 3/13/18
Field Goal Attempts:	17 at USC, 3/13/18
3-Pointers Made:	4 at USC, 3/13/18
3-Point Attempts:	6 at USC, 3/13/18
Free Throws Made:	4 vs. Liberty, 2/15/18
Free Throw Attempts:	4 vs. Presbyterian, 2/15/17; 4 vs. Liberty, 2/15/18
Rebounds:	14 at USC, 3/13/18
Offensive Rebounds:	6 vs. USC Upstate, 11/29/17
Assists:	4 vs. Milligan, 12/10/17; 4 vs. Western Carolina, 12/17/17
Blocked Shots:	5 vs. many (3), last at USC, 3/13/18
Steals:	3 vs. Western Carolina, 12/17/17
Minutes:	42 vs. USC, 3/13/18

## BAEHRE'S CAREER STATISTICS

Year	GP-GS	Min/Avg	FG-FA	Pct	3FG-FA	Pct	FT-FTA	Pct	OR/Reb/Avg	A-T	BS-ST	Pf-D	Pts/Avg
2016-17*	11-0	82/7.5	9-19	.474	1-3	.333	4-9	.444	9/17/1.5	5-5	3-3	9-0	23/2.1
2017-18*	33-20	741/21.8	103-191	.539	25-67	.373	21-26	.808	54/157/4.6	33-39	61-22	92-4	252/7.4
2018-19									REDSHIRTED				
2019-20	2-0	26/13.0	0-2	.000	0-2	.000	0-0	.000	1/7/3.5	0-6	0-0	0-0	0/0.0
<b>Totals</b>	<b>46-20</b>	<b>849/18.5</b>	<b>109-212</b>	<b>.514</b>	<b>26-72</b>	<b>.361</b>	<b>25-35</b>	<b>.714</b>	<b>64/181/3.9</b>	<b>38-50</b>	<b>64-25</b>	<b>101-4</b>	<b>275/6.0</b>
at Clemson	2-0	26/13.0	0-2	.000	0-2	.000	0-0	.000	1/7/3.5	0-6	0-0	0-0	0/0.0

Note: \* - UNC Asheville





# JONATHAN BAEHRE

## BAEHRE'S GAME BY GAME, 2016-17 (AT UNC ASHEVILLE)

Date	Opponent	Min	F-FGA	3-3A	FT-FA	Of-RB	A-T	B-S	PF	Pts
11-11	at VCU	DNP								
11-14	at Georgia	1	0-0	0-0	0-0	0-1	0-0	0-0	0	0
11-17	at USC Upstate	2	0-1	0-0	0-0	0-1	0-0	0-0	0	0
11-19	Brevard	5	1-2	0-1	0-0	0-0	0-1	1-0	2	2
11-20	Siena	DNP								
11-22	at Furman	DNP								
11-25	at Kansas	3	0-0	0-0	0-1	0-0	0-0	0-0	0	0
12-3	at Coastal Carolina	DNP								
12-6	at Elon	DNP								
12-10	Warren Wilson	13	2-3	0-0	0-0	2-3	1-0	0-0	3	4
12-17	Western Carolina	DNP								
12-19	UNCG	DNP								
12-22	at Ohio State	DNP								
12-29	*at Radford	DNP								
12-31	*Gardner-Webb	DNP								
1-3	*at Liberty	DNP								
1-7	*High Point	DNP								
1-11	*Longwood	2	0-0	0-0	0-0	0-0	0-0	0-0	0	0
1-14	*at Charleston So.	DNP								
1-19	*at Winthrop	DNP								
1-26	*at Presbyterian	3	1-1	0-0	0-0	0-0	0-0	0-0	0	2
1-28	*Radford	DNP								
2-1	*Charleston So.	DNP								
2-4	*at High Point	DNP								
2-9	*Winthrop	DNP								
2-11	*at Longwood	16	1-2	0-0	1-2	3-6	2-2	1-0	2	3
2-15	*Presbyterian	17	1-4	0-0	2-4	1-2	2-0	1-2	1	4
2-18	*at Campbell	15	2-3	0-0	1-2	2-2	0-2	0-1	0	5
2-23	*at Gardner-Webb	5	1-3	1-2	0-0	1-2	0-0	0-0	1	3
2-25	*Liberty	DNP								
3-2	vs. Campbell (Big South)	DNP								
3-16	at UT Martin (CIT)	DNP								
<b>Totals</b>		<b>82</b>	<b>9-19</b>	<b>1-3</b>	<b>4-9</b>	<b>9-17</b>	<b>5-5</b>	<b>3-3</b>	<b>9</b>	<b>23</b>

## BAEHRE'S GAME BY GAME, 2017-18 (AT UNC ASHEVILLE)

Date	Opponent	Min	F-FGA	3-3A	FT-FA	Of-RB	A-T	B-S	PF	Pts
11-10	at Rhode Island	21	0-3	0-1	0-2	1-4	0-4	2-0	2	0
11-13	Lees-McRae	17	4-7	0-0	0-0	3-7	1-0	0-0	2	8
11-17	at Vanderbilt	14	2-2	1-1	0-0	0-2	2-1	2-0	2	5
11-19	at Austin Peay	16	1-2	0-1	0-0	1-4	0-1	2-0	2	2
11-22	Monmouth	20	0-5	0-2	0-0	4-6	1-2	2-1	1	0
11-26	Wofford	23	4-6	3-4	1-2	1-5	0-0	1-1	1	12
11-29	USC Upstate	25	6-11	1-2	0-0	6-8	0-0	4-1	1	13
12-3	at Clemson	24	4-6	1-1	0-0	2-5	0-1	1-0	3	9
12-5	at Furman	13	2-2	0-0	0-0	0-2	0-1	0-0	2	4
12-10	Milligan	25	3-6	1-1	6-6	4-10	4-1	4-1	0	13
12-17	vs. Western Carolina	25	4-6	1-3	0-0	0-1	4-1	3-3	1	9
12-19	at UNCG	22	0-0	0-0	1-2	1-2	0-1	0-0	3	1
12-22	at Saint Mary's (CA)	13	2-4	0-2	0-0	1-2	0-0	0-1	3	4
12-30	*Campbell	17	1-3	0-2	0-0	0-1	0-0	1-0	0	2
1-3	*at High Point	25	2-4	1-2	0-0	2-6	2-2	3-0	1	5
1-6	*at Radford	20	4-6	1-2	0-0	0-0	1-3	1-1	4	9
1-9	*Longwood	16	5-6	2-2	0-0	2-4	1-3	1-0	4	12
1-12	*at Presbyterian	21	3-7	0-2	1-2	1-2	1-1	1-0	3	7
1-15	*Charleston So.	21	2-5	1-2	0-0	2-4	1-0	2-0	3	5
1-18	*at Winthrop	22	1-7	0-3	0-0	1-3	1-0	2-2	3	2
1-21	*at Liberty	26	1-1	1-1	0-0	0-9	0-0	1-0	4	3
1-24	*Gardner-Webb	16	3-4	0-1	2-2	1-2	2-2	1-1	4	8
1-27	*High Point	29	3-6	0-3	0-0	4-6	3-2	4-1	5	6
2-1	*at Campbell	15	0-2	0-1	0-0	0-4	1-1	0-0	1	0
2-3	*Presbyterian	30	5-8	1-2	0-0	3-8	1-1	5-1	1	11
2-7	*at Longwood	31	9-12	1-2	0-0	2-7	0-1	1-2	4	19
2-10	*Radford	26	2-5	0-2	1-1	1-4	0-2	1-0	3	5
2-15	*Liberty	27	3-4	1-1	4-4	2-3	1-2	2-1	5	11
2-18	*at Charleston So.	20	3-4	1-1	0-0	1-2	1-1	2-0	5	7
2-22	*Winthrop	33	7-11	2-3	0-0	5-13	2-2	5-1	5	16
2-24	*at Gardner-Webb	19	2-11	0-8	0-0	0-4	1-1	1-0	4	4
3-1	vs. Charleston So. (Big South)	13	4-5	1-2	1-1	0-1	0-0	1-0	4	10
3-2	vs. Liberty (Big South)	14	0-3	0-1	2-2	0-2	0-0	0-2	4	2
3-13	at USC (NIT)	42	11-17	4-6	2-2	3-14	2-2	5-2	2	28
<b>Totals</b>		<b>741</b>	<b>103-191</b>	<b>25-67</b>	<b>21-26</b>	<b>54-157</b>	<b>33-39</b>	<b>61-22</b>	<b>92</b>	<b>252</b>

## BAEHRE GAME BY GAME, 2019-20

Date	Opponent	Min	F-FGA	3-3A	FT-FA	Of-RB	A-T	B-S	PF	Pts
11/05	Virginia Tech*					DNP				
11/07	Presbyterian					DNP				
11/10	Colgate					DNP				
11/17	Detroit Mercy					DNP				
11/21	Alabama A&M					DNP				
11/24	vs. Texas Christian					DNP				
11/26	vs. Colorado					DNP				
12/02	at Minnesota					DNP				
12/08	at Florida State*	13	0-1	0-1	0-0	1-3	0-1	0-0	0	0
12/15	South Carolina	13	0-1	0-1	0-0	0-4	0-5	0-0	0	0
12/20	Jacksonville					DNP				
12/22	Yale					DNP				
12/31	Miami (Fla.)*					DNP				
01/04	NC State*					DNP				
01/11	at North Carolina*					DNP				
01/14	Duke*					DNP				
01/18	at NC State*					DNP				
01/21	Wake Forest*					DNP				
01/25	at Louisville*					DNP				
01/28	Syracuse*					DNP				
02/01	at Wake Forest*					DNP				
02/05	at Virginia*					DNP				
02/09	Notre Dame*					DNP				
02/12	at Pittsburgh*					DNP				
02/15	Louisville*					DNP				
02/22	at Boston College*					DNP				
02/25	at Georgia Tech*					DNP				
02/29	Florida State*					DNP				
03/04	at Virginia Tech*					DNP				
03/06	Georgia Tech*					DNP				
03/11	vs. Miami (Fla.) (ACC)					DNP				
03/12	vs. Florida State (ACC)					Cancelled Due to COVID-19				
<b>Totals</b>		<b>26</b>	<b>0-2</b>	<b>0-2</b>	<b>0-0</b>	<b>1-7</b>	<b>0-6</b>	<b>0-0</b>	<b>0</b>	<b>0</b>

## BAEHRE VS. 2020-21 OPPONENTS

Opponent	G-GS	Min	FG	3-PT	FT-FTA	Of-Rb	A-T	B-S	Pts	Avg
Florida State	1-0	13	0-1	0-1	0-0	1-3	0-1	0-0	0	0.0
South Carolina	1-0	13	0-1	0-1	0-0	0-4	0-5	0-0	0	0.0





# AAMIR SIMMS



**SENIOR • FORWARD**  
**6-8.5 • 245**  
**#25 • PALMYRA, VA.**  
**BLUE RIDGE SCHOOL**



## 2019-20

» Aamir Simms put together an All-ACC season and garnered Third-Team All-ACC recognition from around the league.

» He has now notched seven 20-point games in his career, including six this season.

» Improved scoring by 5.2 points per game (8.1 to 13.0).  
 » Scored a career-high 391 points.

Improved rebounding by 2.6 rebounds per game (4.6 to 7.2).

» Shot better from the floor, shooting a career-best 47.4 percent (139-for-293).

» Shot an all-time best from 3-point range, finishing 40.0 percent from long range (34-for-85).

» Reached the free throw line 3.7 times per game (previously went to the line 0.9 times per game over the previous two seasons combined).

» Eclipsed the 200-rebound plateau for the first time in his career (217), setting career-highs in offensive rebounds (68) and defensive rebounds (149).

» Led the team in assists and finished with a career-high 78.

» Set a career-high in steals with 31 (totaled 29 over the previous two seasons).

» Led team with 23 blocks.

» He has posted a career-high 10 made field goals on two occasions this season, against Duke and Georgia Tech.

» First Clemson player over the last 20 seasons with 20 points, 5 rebounds, and 5 assists in consecutive games; he did it in wins over UNC and Duke.

» Posted his fourth career double-double with 12 points and 11 rebounds in an 18-point rout of Boston College (Feb. 22).

» Clemson's leader on and off the floor, he earned himself ACC Player of the Week (Jan. 13) for his performance at North Carolina.

» Led Clemson in five statistical categories, a "Quintuple Leadership."

» Posted 20 points, eight rebounds, six assists, four blocks and three steals.

» Simms followed up that performance and weekly accolade with a 25-point, nine-rebound and five-assist game against No. 3/3 Duke in a 79-72 victory.

» It marked the first time in Simms' career that he has posted back-to-back 20 point games and the 25-point outing proved to be a career-best for the junior.

» Scored 23 points in a loss to Georgia Tech, tying his career mark for field goals made in a single game with 10.

» Scored 18 points in a 29-point thrashing of Jacksonville on Dec. 20.

» Finished 7-for-8 from the floor, including a perfect 3-for-3 from downtown and 1-for-1 from the foul line.

» Made a Clemson season-best seven-straight 3-pointers from Dec. 8 at Florida State through the Tigers' contest against Jacksonville on Dec. 20.

» Posted his third career 20-point game against South Carolina (Dec. 15) on 5-for-7 shooting and a perfect 3-for-3 from behind the arc.

» Simms also finished 8-for-11

(career-highs in makes and attempts from the charity stripe).

» Simms posted a season-high with 19 points in a 22-point win against Detroit Mercy (Nov. 17).

» In the Tigers' first game of the MGM Resorts Main Event against TCU, Simms posted 13 points, 12 rebounds and seven assists to notch his second career double-double and nearly manage his first career triple double.

» Followed up his performance against TCU, tying his career-best with 23 points against Colorado.

» Notched a career-high seven made free throws, while finishing 7-for-14 in the contest.

» One of Clemson's most versatile players captured his first career double-double in the season opener against Virginia Tech.

» Posted 12 points and 15 rebounds in a stellar performance to open the season.

» The 15 rebounds for Simms was a new career-best, outdoing his 10-rebound game last season at Duke (Jan. 5, 2019).

» Posted yet another double-digit scoring game with 12 points against Colgate (Nov. 10). » He narrowly missed a double-double with eight rebounds, however, of the eight boards, four were on the offensive glass — tying a career high.

## 2018-19

» Appeared and started all 34 games this season.

» Doubled points per game average from freshman season (4.0 points per game to 8.1).



## SIMMS' CAREER HIGHS

Points:	25 vs. Duke, 1/14/20
Field Goals Made:	10 at Georgia Tech, 2/25/20; 10 vs. Duke, 1/14/20
Field Goal Attempts:	16 vs. many (3), last at Georgia Tech, 2/25/20
3-Pointers Made:	4 vs. Mississippi State, 12/8/18
3-Point Attempts:	9 vs. Mississippi State, 12/8/18
Free Throws Made:	8 vs. South Carolina, 12/15/19; 8 vs. NC State, 1/4/20
Free Throw Attempts:	11 vs. South Carolina, 12/15/19
Rebounds:	15 vs. Virginia Tech, 11/5/19
Offensive Rebounds:	4 vs. many (7), last vs. Florida State, 2/29/20
Assists:	7 vs. TCU, 11/24/19
Blocked Shots:	4 vs. UNC Asheville, 12/3/17; 4 at North Carolina, 1/11/20
Steals:	3 vs. many (3), last at North Carolina, 1/11/20
Minutes:	42 at North Carolina, 1/11/20

## SIMMS' CAREER STATISTICS

Year	GP-GS	Min/Avg	FG-FA	Pct	3FG-FA	Pct	FT-FTA	Pct	OR/Reb/Avg	A-T	BS-ST	Pf-D	Pts/Avg
2017-18	34-12	524/15.4	53-112	.473	14-43	.326	15-26	.577	26/108/3.2	21-20	29-8	45-0	135/4.0
2018-19	34-34	907/26.7	105-238	.441	40-121	.331	24-32	.750	50/157/4.6	34-45	25-21	82-2	274/8.1
2019-20	30-30	949/31.6	139-293	.474	34-85	.400	79-112	.705	68/217/7.2	78-66	23-31	71-1	391/13.0
Totals	98-76	2380/24.3	297-643	.462	88-249	.353	118-170	.694	144/482/4.9	133-131	77-60	198-3	800/8.2





# AAMIR SIMMS

- » Shot 44.1 percent from the field and 33.1 percent from distance.
- » Improved free throw shooting by nearly 20.0 percent from freshman season (57.7 percent to 75.0 percent)
- » Grabbed a career-best 157 rebounds, including 50 on the offensive glass.
- » Improved rebounding by nearly 1.5 rebounds per game (3.2 rebounds per game to 4.6 rebounds per game).
- » Finished second on the team with 25 blocked shots
- » Added career-high 34 assists and career-high 21 steals
- » Scored a career-best 274 points.
- » Knocked down a 3-pointer in 23 games this season, including making at least two in 12 different contests
- » Eclipsed 30+ minutes on 10 occasions.
- » Scored in double-figures in the first four games of the season and five of the first six contests.
- » Scored 16 points in the season opener against The Citadel (Nov. 6) on 7-for-8 shooting from the field and a perfect 2-for-2 from beyond the arc.
- » Made a career-high four free throws against Sam Houston State (Nov. 14), while also scoring 12 points and grabbing a then-season-high eight rebounds against the Bearkats.
- » Finished with 10 points and seven rebounds in the Cayman Islands Classic championship game against Creighton (Nov. 21).
- » Played a career-high 37 minutes against Mississippi State (Dec. 8).
- » Scored a career-high 23 points and made a career-high nine field goals against the Bulldogs in that contest, including tying his career-high with four made 3-pointers
- » Posted 15 points in 23 minutes against Charleston Southern (Dec. 18) – finished 6-for-8 against the Bulldogs.
- » Grabbed a career-high 10 rebounds at Duke (Jan. 5)
- » Scored 18 points and grabbed five rebounds at Florida State (Jan. 22) – shot 7-for-13 against the Seminoles, including knocking down three triples.
- » Scored 13 points in a road win at Georgia Tech (Feb. 6) – also grabbed five rebounds and blocked a season-high-tying two shots against the Yellow Jackets.
- » Swatted two more shots against Virginia Tech (Feb. 9).
- » Netted 10 points in a win over Boston College (Feb. 23).
- » Scored seven points and grabbed seven rebounds against Wichita State in the second round of the NIT (March 23) – finished 2-for-3 from the floor and knocked down a triple against the Shockers.

## 2017-18

- » Appeared in 34 games and made 12 starts.
- » Limited action off the bench in the early going, but stepped into a starting role following the tragic season-ending injury of senior Donte Grantham.
- » Averaged 15.4 minutes per game for the season, but played 21.7 minutes per contest over the final 16 games of the season, including 12 starts.
- » Grabbed over 100 rebounds, averaging 3.2 per game
- » Finished the season with 29 blocks – second-most on the roster.
- » Played a career-high 30 minutes at Georgia Tech.
- » Scored in double figures on three occasions during the year.
- » Scored 10 points in back-to-back games at Florida State and against Duke.
- » Finished a perfect 4-for-4 from the field in the Tigers' opening round game of the NCAA tournament against New Mexico State – finishing with nine points and three rebounds.
- » Grabbed a career-high nine rebounds in the opening round game of the ACC tournament against Boston College.
- » Narrowly missed a double-double against the Eagles with 10 points and nine boards.
- » Hit two three-pointers on three occasions, including coming in for an injured Donte Grantham and hitting a clutch three against Notre Dame.

## BEFORE CLEMSON

- » Four-star prospect according to 247 Sports, ESPN, Rivals and Scout.
- » Rated as high as the No. 89 prospect in the nation by Rivals – also No. 104 by Scout and No. 107 by 247 Sports.
- » No. 3 prospect from the state of Virginia by ESPN and No. 7 by Rivals.
- » No. 27 prospect at the power forward spot by ESPN
- » Central Virginia Boys Player of the Year as a senior, when he led Blue Ridge to a second state championship in three years.
- » Averaged 13.0 points and 9.4 rebounds per game as a senior.
- » First-team All-VISAA Division II selection, he was a second-team choice as a junior – also second-team all-state by USA Today as a senior.
- » Posted 16 points, six rebounds and three blocks in championship game.
- » Notched double-double and produced 14 of his 18 points in the second half of semifinal win over Virginia Episcopal School.
- » Team MVP as a senior when he went over 1,000 career points in three seasons.
- » MVP of the Bullis Holiday Classic and Joe Miller Invitational.
- » Posted 18 points in the championship game against Word of God.
- » MVP of the Central Virginia All-Star Game, when he tallied 16 points.
- » Played freshman year at Fluvanna County High School, where he scored 377 points.
- » Coached by Cade Lemcke at Blue Ridge, helping team to a 75-10 record in three seasons.

## PERSONAL

- » Born February 17, 1999 (turns 22 during the 2020-21 season).

## SIMMS VS. 2020-21 OPPONENTS

Opponent	G-GS	Min	FG	3-PT	FT-FTA	Of-Rb	A-T	B-S	Pts	Avg
Boston College	4-3	90	12-22	4-8	4-5	6-23	5-6	4-3	32	8.0
Duke	3-3	90	15-32	3-9	4-7	6-22	5-4	2-1	37	12.3
Florida State	6-6	156	19-40	9-21	4-8	11-27	5-7	3-5	51	8.5
Georgia Tech	6-6	163	26-54	7-21	6-10	11-31	7-15	6-3	65	10.8
Louisville	4-3	105	7-22	1-5	6-9	7-19	12-7	3-1	23	5.8
Miami (Fla.)	4-3	102	15-28	3-9	7-9	7-23	9-4	3-4	40	10.0
Mississippi State	1-1	37	9-15	4-9	1-2	1-4	0-1	2-2	23	23.0
North Carolina	4-2	96	12-23	5-11	6-10	3-19	9-7	6-3	35	8.8
NC State	6-4	120	18-37	5-14	13-17	8-25	6-6	0-4	54	9.0
Notre Dame	2-1	28	3-11	1-3	1-1	2-9	0-1	1-0	8	4.0
Pittsburgh	4-4	77	8-14	3-6	6-6	2-12	7-4	1-2	25	6.3
South Carolina	3-2	65	7-11	4-5	9-13	7-17	2-6	2-1	27	9.0
Syracuse	4-4	111	11-24	2-6	1-4	11-22	10-10	3-2	25	6.3
Virginia	4-4	119	12-36	3-15	6-9	4-15	5-6	5-3	33	8.3
Virginia Tech	4-4	105	10-23	5-13	3-4	7-27	3-6	5-2	28	7.0
Wake Forest	4-4	118	12-35	3-13	4-5	9-23	5-5	1-3	31	7.8

## SIMMS' GAME BY GAME, 2017-18

Date	Opponent	Min	F-GA	3-3A	FT-FA	Of-Rb	A-T	B-S	PF	Pts
11-10	Western Carolina	20	2-5	0-1	2-4	0-6	2-0	1-2	1	6
11-12	N.C. A&T	15	3-3	0-0	0-0	1-2	0-2	1-0	2	6
11-16	vs. Ohio	11	2-4	0-1	0-0	0-3	0-0	1-1	1	4
11-17	vs. Hofstra	10	1-2	0-1	0-0	0-2	1-0	0-0	1	2
11-19	vs. Temple	7	0-1	0-1	0-0	0-0	0-0	1-0	0	0
11-24	Texas Southern	DNP								
11-29	at Ohio State	14	2-3	2-2	1-2	0-3	0-0	1-0	2	7
12-3	UNC Asheville	16	2-5	0-1	0-0	1-5	1-1	4-0	2	4
12-9	Samford	9	0-1	0-0	0-1	0-4	1-1	2-0	0	0
12-16	vs. Florida	3	0-0	0-0	0-0	0-2	1-0	0-0	1	0
12-19	South Carolina	17	0-1	0-1	1-2	0-3	1-1	0-0	0	1
12-22	Louisiana-Lafayette	11	0-2	0-2	0-0	1-1	1-2	0-0	0	0
12-30	*NC State	3	0-2	0-1	0-0	1-2	0-1	0-0	1	0
1-3	*at Boston College	4	0-1	0-0	0-0	0-0	0-0	0-1	1	0
1-6	*Louisville	8	2-2	0-0	0-0	0-0	0-0	1-0	0	4
1-11	*at NC State	5	1-1	0-0	0-0	0-1	0-1	0-0	2	2
1-13	*Miami	6	0-1	0-1	0-0	0-0	0-0	0-0	0	0
1-16	*at North Carolina	4	1-1	0-0	1-2	0-2	0-0	0-0	0	3
1-20	*Notre Dame	14	2-4	1-1	0-0	0-3	0-0	1-0	2	5
1-23	*at Virginia	25	4-8	1-3	0-1	1-6	1-3	0-0	3	9
1-28	*at Georgia Tech	30	2-8	0-3	1-2	2-5	0-0	1-0	1	5
1-30	*North Carolina	23	2-3	1-2	1-2	1-5	1-3	1-0	1	6
2-3	*at Wake Forest	26	2-5	0-3	1-2	1-4	2-1	0-0	2	5
2-8	*Pittsburgh	13	1-1	0-0	0-0	0-4	1-0	0-0	2	2
2-14	*at Florida State	13	4-6	2-3	0-0	1-2	0-0	0-1	2	10
2-18	*Duke	22	4-6	1-2	1-1	1-3	0-1	0-0	2	10
2-21	*at Virginia Tech	22	1-3	1-2	0-0	1-4	1-0	2-0	3	3
2-24	*Georgia Tech	17	1-2	0-0	0-0	2-6	0-1	1-1	1	2
2-28	*Florida State	22	1-6	1-4	0-0	1-3	1-1	2-1	4	3
3-3	*at Syracuse	26	3-6	0-1	0-1	3-5	1-0	2-0	1	6
3-8	vs. Boston College (ACC)	22	3-7	2-3	2-2	3-9	1-1	2-0	4	10
3-9	vs. Virginia (ACC)	25	1-4	0-2	4-4	2-4	2-0	2-0	0	6
3-16	vs. NMSU (NCAA)	20	4-4	1-1	0-0	0-3	0-0	0-0	2	9
2-18	vs. Auburn (NCAA)	23	1-2	1-1	0-0	2-2	1-0	3-1	0	3
3-23	vs. Kansas (NCAA)	18	1-2	0-0	0-0	1-4	1-0	0-0	1	2
<b>Totals</b>		<b>524</b>	<b>53-112</b>	<b>14-43</b>	<b>15-26</b>	<b>26-108</b>	<b>21-20</b>	<b>29-8</b>	<b>45</b>	<b>135</b>



# AAMIR SIMMS

## SIMMS' GAME BY GAME, 2018-19

Date	Opponent	Min	F-FGA	3-3A	FT-FA	Of-RB	A-T	B-S	PF	Pts
11-6	The Citadel	24	7-8	2-2	0-0	0-1	0-2	1-0	4	16
11-9	NC Central	28	5-8	3-4	1-2	0-3	3-1	1-2	4	14
11-14	Sam Houston State	28	3-4	2-2	4-4	3-8	3-1	2-0	3	12
11-19	vs. Akron	31	5-8	1-3	1-1	1-2	0-3	0-0	3	12
11-20	vs. Georgia	26	1-5	0-4	0-0	1-6	1-2	0-0	2	2
11-21	vs. Creighton	23	4-9	2-5	0-0	1-7	0-2	1-0	4	10
11-26	Nebraska	36	4-9	0-3	0-0	3-8	2-2	1-0	1	8
12-4	Saint Peter's	24	1-5	0-3	0-0	0-4	0-1	2-0	1	2
12-8	vs. Mississippi State	37	9-15	4-9	1-2	1-4	0-1	2-2	3	23
12-15	Radford	35	4-11	1-6	0-0	2-3	1-1	0-2	0	9
12-18	Charleston Southern	23	6-8	3-5	0-0	0-1	0-1	0-0	2	15
12-22	at South Carolina	23	2-3	1-1	0-0	3-6	0-1	2-0	4	5
12-30	Lipscomb	28	1-7	0-4	1-1	2-8	0-1	1-0	3	3
1-5	at Duke*	32	1-11	0-4	0-0	4-10	0-0	2-1	1	2
1-9	at Syracuse*	23	4-6	1-1	0-0	2-3	1-3	0-0	5	9
1-12	Virginia*	29	1-8	0-5	0-0	0-2	1-1	1-1	1	2
1-16	Georgia Tech*	25	4-10	2-6	0-0	0-2	0-2	0-0	1	10
1-22	at Florida State*	38	7-13	3-7	1-2	2-5	0-1	0-1	3	18
1-26	at NC State*	29	2-5	0-3	2-4	2-5	0-1	0-3	1	6
1-29	Pittsburgh*	21	2-4	2-3	2-2	0-1	0-0	1-0	1	8
2-3	Wake Forest*	29	2-8	1-4	0-0	2-5	2-1	0-2	1	5
2-6	at Georgia Tech*	31	5-9	2-4	1-2	3-5	3-1	2-0	1	13
2-9	Virginia Tech*	25	3-5	2-4	0-0	1-3	1-1	2-1	4	8
2-13	at Miami*	18	2-5	1-4	0-0	1-5	1-2	1-1	4	5
2-16	at Louisville*	32	1-5	0-2	0-0	3-9	1-4	0-0	1	2
2-19	Florida State*	23	2-5	1-4	2-2	1-5	2-1	1-0	4	7
2-23	Boston College*	30	4-7	0-3	2-2	1-3	1-1	0-1	2	10
2-27	at Pittsburgh*	15	1-2	1-2	0-0	0-3	1-0	0-1	4	3
3-2	North Carolina*	27	2-6	1-3	1-2	0-4	2-1	1-0	2	6
3-6	at Notre Dame*	14	1-7	0-2	1-1	2-6	0-1	0-0	5	3
3-9	Syracuse*	33	3-8	1-4	1-2	3-7	5-2	0-1	1	8
3-13	vs. NC State (ACC)	19	4-7	2-2	1-1	1-2	0-0	0-0	2	11
3-19	vs. Wright State (NIT)	27	0-4	0-1	0-0	1-4	2-2	1-2	2	0
3-24	vs. Wichita State (NIT)	21	2-3	1-2	2-2	4-7	1-1	0-0	2	7
Totals		907	105-238	40-121	24-32	157	34-45	25-21	82	274




## SIMMS GAME BY GAME, 2019-20

Date	Opponent	Min	F-FGA	3-3A	FT-FA	Of-RB	A-T	B-S	PF	Pts
11/05	Virginia Tech*	34	4-11	1-4	3-4	4-15	0-1	0-1	2	12
11/07	Presbyterian	16	0-4	0-1	0-0	0-8	0-2	1-0	1	0
11/10	Colgate	38	5-11	0-1	2-4	4-8	0-1	1-1	3	12
11/17	Detroit Mercy	33	7-10	0-2	5-6	3-8	4-3	0-3	2	19
11/21	Alabama A&M	18	2-7	0-1	0-0	0-4	4-0	0-1	1	4
11/24	vs. Texas Christian	37	3-15	1-7	6-8	3-12	7-1	1-2	2	13
11/26	vs. Colorado	36	7-14	2-5	7-9	3-7	4-0	2-1	3	23
12/02	at Minnesota	26	4-10	0-1	3-4	0-6	1-1	0-0	2	11
12/08	at Florida State*	27	3-7	2-3	0-0	2-4	1-2	0-1	4	8
12/15	South Carolina	25	5-7	3-3	8-11	4-8	1-4	0-1	5	21
12/20	Jacksonville	26	7-8	3-3	1-1	3-5	0-0	1-1	3	18
12/22	Yale	35	4-14	1-5	1-2	2-7	0-2	0-2	2	10
12/31	Miami (Fla.)*	41	8-14	1-2	4-5	4-8	4-1	2-2	0	21
01/04	NC State*	31	4-7	1-3	8-9	2-4	5-3	0-0	2	17
01/11	at North Carolina*	42	7-13	3-6	3-4	2-8	6-3	4-3	2	20
01/14	Duke*	36	10-15	2-3	3-6	1-9	5-3	0-0	2	25
01/18	at NC State*	33	7-15	2-5	2-3	2-11	1-0	0-1	4	18
01/21	Wake Forest*	29	2-6	1-3	2-2	2-6	1-1	1-1	3	7
01/25	at Louisville*	35	1-7	0-2	2-2	4-6	5-1	2-0	4	4
01/28	Syracuse*	29	1-4	0-0	0-1	3-7	3-5	1-1	3	2
02/01	at Wake Forest*	34	6-16	1-3	1-1	4-8	0-2	0-0	2	14
02/05	at Virginia*	40	6-16	2-5	2-4	1-3	2-2	2-2	2	16
02/09	Notre Dame*						DNP			
02/12	at Pittsburgh*	28	4-7	0-1	4-4	2-4	5-4	0-1	2	12
02/15	Louisville*	30	4-8	1-1	4-7	0-4	6-2	0-1	3	13
02/22	at Boston College*	34	5-7	2-2	0-1	2-11	3-4	2-1	1	12
02/25	at Georgia Tech*	35	10-16	1-4	2-3	2-5	2-6	2-1	3	23
02/29	Florida State*	33	2-3	0-0	1-4	4-8	1-2	0-1	3	5
03/04	at Virginia Tech*	24	2-4	1-3	0-0	1-5	1-4	1-0	2	5
03/06	Georgia Tech*	25	4-9	2-4	2-3	2-8	2-5	0-1	3	12
03/11	vs. Miami (Fla.) (ACC)	37	5-8	1-2	3-4	2-10	4-1	0-1	0	14
03/12	vs. Florida State (ACC)						Cancelled Due to COVID-19			
Totals		949	139-293	34-85	79-112	68-217	78-66	23-31	71	391





# CLYDE TRAPP



**SENIOR • GUARD**  
**6-4 • 203**  
**#0 • EASTOVER, S.C.**  
**LOWER RICHLAND HS**



## 2019-20

- » Returned from an ACL tear suffered on June 29, 2019 and made his first appearance on the court on Dec. 20, 2019 against Jacksonville.
- » Appeared in 21 games and made 19 starts, averaging 6.0 points, 3.9 rebounds and 2.5 assists per game in 25.6 minutes per contest.
- » Improved his rebounding by 0.5 rebounds per game to nearly four boards per contest.
- » Matched his career-high points per contest of 6.0 – scored 126 points in 21 games.
- » Made his season debut with four points and two assists in 12 minutes against Jacksonville (Dec. 20).
- » Averaged 10.0 points, 2.5 rebounds and 2.0 assists over his next two contests, including 13 points on 4-for-8 shooting and 3-for-5 shooting from deep against Miami (Dec. 31).
- » Enjoyed a career-best game against Syracuse (Jan. 28). He scored a career-high 17 points, grabbed a career-high nine rebounds and dished out a career-high six assists in a one-point win over the Orange. He finished 6-for-9 from the floor, including 4-for-7 from 3-point range. He added in two steals and a blocked shot.
- » On the final play of the game against Syracuse, Trapp ran down the far sideline while teammate Khavon Moore pushed the ball into the front court and at about the free throw line, Moore found a back-cutting Trapp for the game-winning layup.
- » Nearly notched his first career double-double with a 10-point, nine-rebound output in the Tigers' second Top-5 win of the season against Louisville (Feb. 15).

## 2018-19

- » Appeared in 34 games and made seven starts.
- » Improved his minutes played by nearly 16.0 per game (7.8 to 24.0 per game).
- » Improved his shooting percentage by nearly 10.0 percent (39.0 percent to 39.9 percent).
- » Finished the season with a career-high 114 rebounds – 15 offensive boards and 99 defensive rebounds.
- » Tallied a career-best assist total of 54 and swatted a career-high eight shots.
- » Collected a career-best 28 steals.
- » Improved scoring average from 1.8 points per game to 6.0 points per contest.
- » Scored a then-career-high 13 points on 4-for-8 shooting from the floor against The Citadel (Nov. 6).
- » Posted a team-best four-straight 3-point makes between games against Creighton (Nov. 21) and Nebraska (Nov. 26).
- » Season-high-tying three steals against the Bulldogs.
- » Season-high-tying seven rebounds against Saint Peter's (Dec. 4).
- » Put together three double-digit scoring games in four contests with 11 against Radford (Dec. 15), 10 at South Carolina (Dec. 22) and 11 against Lipscomb (Dec. 30).
- » First career start came against Radford.



## TRAPP'S CAREER HIGHS

Points:	17 vs. Syracuse, 1/28/20
Field Goals Made:	6 vs. Syracuse, 1/28/20
Field Goal Attempts:	12 at North Carolina, 1/11/20
3-Pointers Made:	4 vs. Pittsburgh, 1/29/19; 4 vs. Syracuse, 1/28/20
3-Point Attempts:	7 vs. many (3), last vs. Syracuse, 1/28/20
Free Throws Made:	4 vs. many (5), last vs. Wichita State, 3/24/19
Free Throw Attempts:	7 vs. Wake Forest, 1/21/20
Rebounds:	9 vs. Syracuse, 1/28/20; 9 vs. Louisville, 2/15/20
Offensive Rebounds:	4 at NC State, 1/26/19
Assists:	6 vs. Syracuse, 1/28/20
Blocked Shots:	2 at Virginia, 1/23/18
Steals:	3 vs. The Citadel, 11/6/18; 3 vs. Radford, 12/15/18
Minutes:	37 vs. Wright State, 3/19/19

## TRAPP'S CAREER STATISTICS

Year	GP-GS	Min/Avg	FG-FA	Pct	3FG-FA	Pct	FT-FTA	Pct	OR/Reb/Avg	A-T	BS-ST	Pf-D	Pts/Avg
2017-18	29-0	225/7.8	16-41	.390	7-21	.333	14-19	.737	1/19/0.7	17-15	2-2	25-0	53/1.8
2018-19	34-7	816/24.0	69-173	.399	26-85	.306	40-62	.645	15/114/3.4	54-58	8-28	73-1	204/6.0
2019-20	21-19	537/25.6	44-120	.367	17-65	.262	21-42	.500	2/82/3.9	53-35	2-14	37-0	126/6.0
<b>Totals</b>	<b>84-26</b>	<b>1578/18.8</b>	<b>129-334</b>	<b>.386</b>	<b>50-171</b>	<b>.292</b>	<b>75-123</b>	<b>.610</b>	<b>18/215/2.6</b>	<b>124-108</b>	<b>12-44</b>	<b>135-1</b>	<b>383/4.6</b>



# CLYDE TRAPP

» Scored a career-high 16 points in a home win against Pittsburgh (Jan. 29). Finished 4-for-8 from the floor, including 4-for-7 from distance and 4-for-6 from the foul line in 31 minutes of action against the Panthers

» Averaged 8.0 points in back-to-back games at Miami (Feb. 13) and at Louisville (Feb. 16), while finishing a perfect 7-for-7 from the floor in those contests. That marked a season-high seven consecutive makes.

» Posted 15 points and five rebounds in 30 minutes against North Carolina (March 2).

» Finished 4-for-8 from the floor and 3-for-6 from 3-point range, also finished a perfect 4-for-4 from the foul line against the Tar Heels.

» Played a career-high 37 minutes against Wright State in the first round of the NIT (March 19). Scored 12 points on 4-for-8 shooting from the floor, while finishing 2-for-3 from distance and the foul line — adding four rebounds and two assists in the contest.

## 2017-18

» Appeared in 29 games for the Tigers, all as a reserve.

» Averaged 7.8 minutes per contest.

» Posted 1.8 points and 0.7 rebounds per game.

» Tallied 17 assists, two blocks and two steals, while scoring 53 points.

» Finished 39.0 percent from the floor, including 33.3 percent from three and 73.7 percent at the free throw line.

» Played 11 minutes in his collegiate debut in the season opener against Western Carolina and scored four points, grabbed two rebounds and tallied one assist.

» Notched a career-high 28 minutes against Texas Southern and grabbed a season-high four rebounds.

» Scored a career-high seven points in 14 minutes against UNC Asheville.

» Played 20 minutes (career-high in an ACC game) against Pittsburgh and finished with three points.

» Finished a perfect 3-for-3 on two occasions against UNC Asheville and Louisiana-Lafayette.

» Appeared in two NCAA tournament games — playing a combined 13 minutes.

## BEFORE CLEMSON

» Rated the No. 4 prospect in the state of South Carolina by 247 Sports.

» Top-200 prospect nationally according to 247 Sports as well.

» Led Lower Richland High School to a AAAA state championship, where he scored 16 of his team-high 20 points in the fourth quarter.

» Performed well at the 2016 Chick-fil-A Classic in Columbia.

» Posted 29 points, five rebounds and four steals on Dec. 20 and followed two days later with a 20-point, nine-rebound effort.

» Played in two showcase games following his senior season, the Carolinas All-Star Classic and Capital City Classic.

» Produced 28 points and was named MVP for the South Carolina team in the Carolinas Classic in Myrtle Beach.

» Scored team-high 31 points in Capital City Classic.

» Offensive MVP of the Big Shots SC Top 100 event in September 2016.

» Averaged 13 points per game for Lower Richland as a junior.

» Committed to the Tigers following official visits to Charlotte, Georgia Tech and South Carolina.

## PERSONAL

» Born December 23, 1998 (turns 22 during the 2020-21 season).



## TRAPP'S GAME BY GAME, 2017-18

Date	Opponent	Min	F-FGA	3-3A	FT-FA	Of-RB	A-T	B-S	PF	Pts
11-10	Western Carolina	11	0-1	0-0	4-5	0-2	1-1	0-0	2	4
11-12	N.C. A&T	6	1-2	0-0	1-2	0-1	1-2	0-0	2	3
11-16	vs. Ohio	0	0-0	0-0	0-0	0-0	0-0	0-0	0	0
11-17	vs. Hofstra	DNP								
11-19	vs. Temple	0	0-0	0-0	0-0	0-0	0-0	0-0	0	0
11-24	Texas Southern	28	1-2	1-2	3-4	0-4	3-3	0-1	3	6
11-29	at Ohio State	DNP								
12-3	UNC Asheville	14	3-3	1-1	0-0	0-2	0-0	0-1	2	7
12-9	Samford	9	0-2	0-2	0-0	0-0	2-0	0-0	2	0
12-16	vs. Florida	4	1-1	0-0	0-0	0-2	0-0	0-0	0	2
12-19	South Carolina	3	0-0	0-0	0-0	0-0	0-0	0-0	0	0
12-22	Louisiana-Lafayette	9	3-3	2-2	0-0	0-0	0-0	0-0	0	8
12-30	*NC State	6	0-0	0-0	0-0	0-0	0-0	0-0	0	0
1-3	*at Boston College	4	0-0	0-0	0-0	0-0	0-0	0-0	0	0
1-6	*Louisville	4	0-0	0-0	0-0	0-0	0-1	0-0	1	0
1-11	*at NC State	2	0-0	0-0	0-0	0-0	0-1	0-0	0	0
1-13	*Miami	4	0-0	0-0	0-0	0-0	0-0	0-0	0	0
1-16	*at North Carolina	2	0-0	0-0	0-0	0-0	0-0	0-0	0	0
1-20	*Notre Dame	DNP								
1-23	*at Virginia	10	0-1	0-0	0-0	0-0	1-2	2-0	1	0
1-28	*at Georgia Tech	1	0-2	0-0	0-0	0-1	0-0	0-0	0	0
1-30	*North Carolina	13	2-4	1-2	1-1	0-1	2-0	0-0	1	6
2-3	*at Wake Forest	13	0-4	0-2	2-2	1-2	1-0	0-0	0	2
2-8	*Pittsburgh	20	1-3	1-2	0-0	0-3	3-2	0-0	1	3
2-14	*at Florida State	14	2-5	0-1	1-1	0-0	1-1	0-0	2	5
2-18	*Duke	13	1-1	0-0	0-0	0-0	2-1	0-0	4	2
2-21	*at Virginia Tech	10	0-2	0-2	0-2	0-0	0-1	0-0	0	0
2-24	*Georgia Tech	5	0-2	0-2	0-0	0-0	0-0	0-0	1	0
2-28	*Florida State	6	1-2	1-2	2-2	0-1	0-0	0-0	0	5
3-3	*at Syracuse	1	0-0	0-0	0-0	0-0	0-0	0-0	0	0
3-8	vs. Boston College (ACC)	DNP								
3-9	vs. Virginia (ACC)	DNP								
3-16	vs. NMSU (NCAA)	5	0-0	0-0	0-0	0-0	0-0	0-0	3	0
2-18	vs. Auburn (NCAA)	8	0-1	0-1	0-0	0-0	0-0	0-0	0	0
3-23	vs. Kansas (NCAA)	DNP								
<b>Totals</b>		<b>225</b>	<b>16-41</b>	<b>7-21</b>	<b>14-19</b>	<b>1-19</b>	<b>17-15</b>	<b>2-2</b>	<b>25</b>	<b>53</b>

## TRAPP VS. 2020-21 OPPONENTS

Opponent	G-GS	Min	FG	3-PT	FT-FTA	Of-Rb	A-T	B-S	Pts	Avg
Boston College	3-1	31	3-5	0-1	0-0	0-1	6-2	1-0	6	2.0
Duke	3-1	72	5-11	1-2	1-2	0-9	8-7	0-2	12	4.0
Florida State	5-3	91	10-30	1-10	8-15	1-9	4-8	0-1	29	5.8
Georgia Tech	6-2	76	5-15	1-8	4-6	0-12	8-5	0-4	17	2.8
Louisville	4-2	81	9-18	4-10	6-9	0-14	7-5	1-3	28	7.0
Miami (Fla.)	4-2	86	9-16	5-9	2-3	0-11	3-6	0-2	25	6.3
Mississippi State	1-0	31	1-8	0-5	3-6	0-1	3-0	1-0	5	5.0
North Carolina	4-2	75	8-24	4-12	5-7	0-12	6-0	1-1	25	6.3
NC State	6-2	110	5-24	0-9	3-8	7-22	7-12	0-2	13	2.2
Notre Dame	2-2	62	4-11	1-6	1-2	1-9	5-3	0-3	10	5.0
Pittsburgh	4-1	98	6-16	6-12	4-6	0-13	10-11	0-2	22	5.5
South Carolina	2-1	32	4-7	2-5	0-0	1-5	1-4	1-0	10	5.0
Syracuse	4-1	85	9-19	5-13	1-1	1-14	10-4	2-2	24	6.0
Virginia	3-1	66	0-8	0-5	0-0	0-5	4-5	2-2	0	0.0
Virginia Tech	3-1	49	2-10	2-9	2-4	0-6	0-5	0-0	8	2.7
Wake Forest	4-2	80	5-16	1-7	6-11	2-16	9-2	0-1	17	4.3





# CLYDE TRAPP

## TRAPP'S GAME BY GAME, 2018-19

Date	Opponent	Min	F-FGA	3-3A	FT-FA	Of-RB	A-T	B-S	PF	Pts
11-6	The Citadel	27	4-8	1-4	4-5	0-2	3-1	1-3	4	13
11-9	NC Central	17	0-3	0-2	2-2	0-2	1-0	1-1	1	2
11-14	Sam Houston State	15	1-3	1-2	0-0	0-1	1-2	0-2	1	3
11-19	vs. Akron	26	0-2	0-2	3-6	1-5	3-2	0-1	2	3
11-20	vs. Georgia	15	2-5	1-3	0-0	1-3	1-0	0-0	1	5
11-21	vs. Creighton	16	3-4	2-2	0-0	0-2	1-1	0-0	5	8
11-26	Nebraska	21	3-4	2-2	0-0	0-2	2-0	0-0	1	8
12-4	Saint Peter's	21	2-2	0-0	0-0	1-7	3-1	0-1	2	4
12-8	vs. Mississippi State	31	1-8	0-5	3-6	0-1	3-0	1-1	5	5
12-15	Radford	32	4-11	2-7	1-2	2-4	1-4	0-1	1	11
12-18	Charleston Southern	26	2-6	0-2	3-3	0-3	3-5	0-3	2	7
12-22	at South Carolina	29	4-7	2-5	0-0	1-5	1-4	1-0	3	10
12-30	Lipscomb	29	5-9	1-4	0-2	0-6	1-1	0-2	4	11
1-5	*at Duke	30	3-8	1-1	0-0	0-6	3-3	0-1	2	7
1-9	*at Syracuse	24	3-6	1-3	0-0	1-3	3-1	1-0	3	7
1-12	*Virginia	23	0-3	0-1	0-0	0-0	1-1	0-2	2	0
1-16	*Georgia Tech	12	1-2	0-0	2-4	0-3	1-2	0-1	4	4
1-22	*at Florida State	27	4-8	0-2	1-2	0-2	0-1	0-0	1	9
1-26	*at NC State	24	3-5	0-0	1-2	4-6	1-3	0-1	4	7
1-29	*Pittsburgh	31	4-8	4-7	4-6	0-3	1-4	0-2	3	16
2-3	*Wake Forest	22	0-2	0-1	2-2	0-3	2-0	0-0	1	2
2-6	*at Georgia Tech	18	1-1	1-1	0-0	0-2	2-0	0-1	2	3
2-9	*Virginia Tech	11	0-2	0-2	0-0	0-3	0-3	0-0	1	0
2-13	*at Miami	24	4-4	1-1	0-0	0-4	1-2	0-1	4	9
2-16	*at Louisville	25	3-3	1-1	0-0	0-4	2-3	0-0	0	7
2-19	*Florida State	20	0-8	0-3	2-4	1-1	2-3	0-0	0	2
2-23	*Boston College	14	1-2	0-1	0-0	0-1	2-1	1-0	2	2
2-27	*at Pittsburgh	15	0-1	0-1	0-0	0-3	1-1	0-0	4	0
3-2	*North Carolina	32	4-8	3-6	4-4	0-5	1-0	1-1	1	15
3-6	*at Notre Dame	30	1-3	0-1	1-2	1-5	1-0	0-2	2	3
3-9	*Syracuse	25	0-4	0-3	0-0	0-2	1-1	0-0	2	0
3-13	vs. NC State (ACC)	33	1-7	0-4	1-2	2-7	2-3	0-0	2	3
3-19	vs. Wright State (NIT)	37	4-8	2-3	2-3	0-4	2-2	0-0	0	12
3-24	vs. Wichita State (NIT)	34	1-8	0-3	4-5	0-4	1-3	1-1	1	6
Totals		816	69-173	26-85	40-62	15-114	54-58	8-28	73	204

## TRAPP GAME BY GAME, 2019-20

Date	Opponent	Min	F-FGA	3-3A	FT-FA	Of-RB	A-T	B-S	PF	Pts
11/05	Virginia Tech*					DNP				
11/07	Presbyterian					DNP				
11/10	Colgate					DNP				
11/17	Detroit Mercy					DNP				
11/21	Alabama A&M					DNP				
11/24	vs. Texas Christian					DNP				
11/26	vs. Colorado					DNP				
12/02	at Minnesota					DNP				
12/08	at Florida State*					DNP				
12/15	South Carolina					DNP				
12/20	Jacksonville	12	2-5	0-2	0-0	0-0	2-0	0-0	0	4
12/22	Yale	21	2-3	1-2	2-4	0-0	1-1	0-1	1	7
12/31	Miami (Fla.)*	35	4-8	3-5	2-3	0-5	1-2	0-1	3	13
01/04	NC State*	33	0-4	0-3	1-2	0-5	3-3	0-0	1	1
01/11	at North Carolina*	28	2-12	0-4	0-2	0-6	3-0	0-0	3	4
01/14	Duke*	29	1-2	0-1	1-2	0-3	3-3	0-1	3	3
01/18	at NC State*	22	1-8	0-2	0-2	1-4	1-2	0-1	2	2
01/21	Wake Forest*	28	3-6	1-3	2-7	0-8	4-1	0-1	2	9
01/25	at Louisville*	19	3-7	2-5	3-4	0-1	3-1	0-2	1	11
01/28	Syracuse*	35	6-9	4-7	1-1	0-9	6-2	1-2	2	17
02/01	at Wake Forest*	17	2-4	0-1	0-0	1-3	2-1	0-0	4	4
02/05	at Virginia*	33	0-4	0-4	0-0	0-5	2-2	0-0	1	0
02/09	Notre Dame*	32	3-8	1-5	0-0	0-4	4-3	0-1	0	7
02/12	at Pittsburgh*	32	1-4	1-2	0-0	0-4	5-4	0-0	3	3
02/15	Louisville*	33	3-8	1-4	3-5	0-9	2-0	1-1	3	10
02/22	at Boston College*	13	2-3	0-0	0-0	0-0	4-1	0-0	4	4
02/25	at Georgia Tech*	16	1-2	0-1	0-0	0-2	1-3	0-0	0	2
02/29	Florida State*	24	3-7	0-2	2-6	0-5	1-3	0-1	1	8
03/04	at Virginia Tech*	28	2-6	2-5	2-2	0-3	0-1	0-0	1	8
03/06	Georgia Tech*	24	2-6	0-4	2-2	0-4	4-0	0-2	1	6
03/11	vs. Miami (Fla.) (ACC)	23	1-4	1-3	0-0	0-2	1-2	0-0	1	3
03/12	vs. Florida State (ACC)					Cancelled Due to COVID-19				
Totals		536	44-120	17-65	21-42	2-82	53-35	2-14	37	126





# PARKER FOX



**JUNIOR • GUARD**  
**6-7 • 212**  
**#11 • RENO, NEV.**  
**OCCONEE HS (GA.)**



## 2019-20

- » Appeared in a career-high eight games.
- » Played 19 minutes, averaging 2.1 minutes per contest.
- » Scored a career-high five points and grabbed first career rebounds.
- » Shot 66.7 percent from the floor and 50.0 percent from 3-point range.
- » Made season debut against Presbyterian (Nov. 7), scored two points on 1-for-2 shooting in five minutes of action.
- » Played a career-high five minutes against Presbyterian (Nov. 7).
- » Grabbed first career rebound against Jacksonville (Dec. 20).
- » Tied career-high in points (3) and 3-pointers made (1) at Pittsburgh (Feb. 12). Finished 1-for-1 from 3-point range and garnered second career rebound.

## 2018-19

- » Appeared in five contests off the bench.
- » Averaged 1.0 played per contest.
- » Finished the season 1-for-2 (50.0 percent) from the floor.
- » Finished 1-for-2 from distance (50.0 percent).
- » Added an assist in his debut season.
- » Made his collegiate debut against The Citadel (Nov. 6) Played one minute in games against The Citadel, NC Central (Nov. 9), Charleston Southern (Dec. 18), Wake Forest (Feb. 3) and Georgia Tech (Feb. 6).
- » Made first career shot attempt against the Buccaneers Connected on his first career points with his first career 3-pointer late in a game against Charleston Southern.

## BEFORE CLEMSON

- » Attended and graduated from Oconee County High School.
- » Captain on the basketball team.
- » Averaged 11.0 points, 5.0 rebounds and 3.0 assists per game.
- » Earned all-region honors as a starting player.
- » Finished his career in the top 10 percent academically.

## PERSONAL

- » Born July 15, 2000
- » Son of University of California men's basketball head coach Mark Fox.



## FOX'S CAREER HIGHS

Points:	3 vs. Charleston Southern, 12/18/18; 3 at Pittsburgh, 2/12/20
Field Goals Made:	1 vs. many (3), last at Pittsburgh, 2/12/20
Field Goal Attempts:	2 vs. Presbyterian, 11/7/19
3-Pointers Made:	1 vs. Charleston Southern, 12/18/18; 1 vs. Pittsburgh, 2/12/20
3-Point Attempts:	1 vs. many (4), last at Pittsburgh, 2/12/20
Free Throws Made:	N/A
Free Throw Attempts:	1 vs. Presbyterian, 11/7/19
Rebounds:	1 vs. Jacksonville, 12/20/19; 1 at Pittsburgh, 2/12/20
Offensive Rebounds:	N/A
Assists:	1 at Virginia Tech, 3/4/20
Blocked Shots:	N/A
Steals:	N/A
Minutes:	5 vs. Presbyterian, 11/7/19

## FOX VS. 2020-21 OPPONENTS

Opponent	G-GS	Min	FG	3-PT	FT-FTA	Of-Rb	A-T	B-S	Pts	Avg
Boston College	1-0	1	0-0	0-0	0-0	0-0	0-0	0-0	0	0.0
Florida State	1-0	1	0-0	0-0	0-0	0-0	0-0	0-0	0	0.0
Georgia Tech	1-0	1	0-1	0-1	0-0	0-0	0-0	0-0	0	0.0
Pittsburgh	1-0	1	1-1	1-1	0-0	0-1	0-0	0-0	3	3.0
Virginia Tech	1-0	3	0-0	0-0	0-0	0-0	1-0	0-0	0	0.0
Wake Forest	1-0	1	0-0	0-0	0-0	0-0	0-0	0-0	0	0.0

## FOX'S CAREER STATISTICS

Year	GP-GS	Min/Avg	FG-FA	Pct	3FG-FA	Pct	FT-FTA	Pct	OR/Reb/Avg	A-T	BS-ST	Pf-D	Pts/Avg
2018-19	5-0	5/1.0	1-2	.500	1-2	.500	0-0	.000	0/0/0.0	0-1	0-0	1-0	3/0.6
2019-20	8-0	19/2.1	2-3	.667	1-2	.500	0-1	.000	0/2/0.3	1-1	0-0	0-0	5/0.6
<b>Totals</b>	<b>13-0</b>	<b>24/1.7</b>	<b>3-5</b>	<b>.600</b>	<b>2-4</b>	<b>.500</b>	<b>0-1</b>	<b>.000</b>	<b>0/2/0.2</b>	<b>1-2</b>	<b>0-0</b>	<b>1-0</b>	<b>8/0.6</b>





# PARKER FOX

## FOX'S GAME BY GAME, 2018-19



Date	Opponent	Min	F-FGA	3-3A	FT-FA	Of-RB	A-T	B-S	PF	Pts
11-6	The Citadel	1	0-0	0-0	0-0	0-0	0-0	0-0	0	0
11-9	NC Central	1	0-0	0-0	0-0	0-0	0-0	0-0	1	0
11-14	Sam Houston State	DNP								
11-19	vs. Akron	DNP								
11-20	vs. Georgia	DNP								
11-21	vs. Creighton	DNP								
11-26	Nebraska	DNP								
12-4	Saint Peter's	DNP								
12-8	vs. Mississippi State	DNP								
12-15	Radford	DNP								
12-18	Charleston Southern	1	1-1	1-1	0-0	0-0	0-1	0-0	0	3
12-22	at South Carolina	DNP								
12-30	Lipscomb	DNP								
1-5	*at Duke	DNP								
1-9	*at Syracuse	DNP								
1-12	*Virginia	DNP								
1-16	*Georgia Tech	DNP								
1-22	*at Florida State	DNP								
1-26	*at NC State	DNP								
1-29	*Pittsburgh	DNP								
2-3	*Wake Forest	1	0-0	0-0	0-0	0-0	0-0	0-0	0	0
2-6	*at Georgia Tech	1	0-1	0-1	0-0	0-0	0-0	0-0	0	0
2-9	*Virginia Tech	DNP								
2-13	*at Miami	DNP								
2-16	*at Louisville	DNP								
2-19	*Florida State	DNP								
2-23	*Boston College	DNP								
2-27	*at Pittsburgh	DNP								
3-2	*North Carolina	DNP								
3-6	*at Notre Dame	DNP								
3-9	*Syracuse	DNP								
3-13	vs. NC State (ACC)	DNP								
3-19	vs. Wright State (NIT)	DNP								
3-23	vs. Wichita State (NIT)	DNP								
<b>Totals</b>		<b>5</b>	<b>1-2</b>	<b>1-2</b>	<b>0-0</b>	<b>0-0</b>	<b>0-1</b>	<b>0-0</b>	<b>1</b>	<b>0</b>



## FOX GAME BY GAME, 2019-20

Date	Opponent	Min	F-FGA	3-3A	FT-FA	Of-RB	A-T	B-S	PF	Pts
11/05	Virginia Tech*									
11/07	Presbyterian	5	1-2	0-1	0-1	0-0	0-1	0-0	0	2
11/10	Colgate									
11/17	Detroit Mercy									
11/21	Alabama A&M	4	0-0	0-0	0-0	0-0	0-0	0-0	0	0
11/24	vs. Texas Christian									
11/26	vs. Colorado									
12/02	at Minnesota	2	0-0	0-0	0-0	0-0	0-0	0-0	0	0
12/08	at Florida State*	1	0-0	0-0	0-0	0-0	0-0	0-0	0	0
12/15	South Carolina									
12/20	Jacksonville	2	0-0	0-0	0-0	0-1	0-0	0-0	0	0
12/22	Yale									
12/31	Miami (Fla.)*									
01/04	NC State*									
01/11	at North Carolina*									
01/14	Duke*									
01/18	at NC State*									
01/21	Wake Forest*									
01/25	at Louisville*									
01/28	Syracuse*									
02/01	at Wake Forest*									
02/05	at Virginia*									
02/09	Notre Dame*									
02/12	at Pittsburgh*	1	1-1	1-1	0-0	0-1	0-0	0-0	0	3
02/15	Louisville*									
02/22	at Boston College*	1	0-0	0-0	0-0	0-0	0-0	0-0	0	0
02/25	at Georgia Tech*									
02/29	Florida State*									
03/04	at Virginia Tech*	3	0-0	0-0	0-0	0-0	1-0	0-0	0	0
03/06	Georgia Tech*									
03/11	vs. Miami (Fla.) (ACC)									
03/12	vs. Florida State (ACC)									
<b>Totals</b>		<b>19</b>	<b>2-3</b>	<b>1-2</b>	<b>0-1</b>	<b>0-2</b>	<b>1-1</b>	<b>0-0</b>	<b>0</b>	<b>5</b>

# WELLS HOAG



## 2019-20

- » Elevated from student manager to the active roster on Nov. 20. Became just the fourth student-manager to be promoted to the active roster in Clemson history.
- » Appeared in seven total contests, playing in 18 total minutes and averaging 2.3 minutes per contest.
- » Averaged 0.7 points and 0.3 rebounds per game.
- » This isn't something unfamiliar to head coach Brad Brownell, who, in 2014, elevated a then-manager Riley McGillan (2014-17) to the active roster.
- » Made his collegiate debut against Alabama A&M on Nov. 21 and played 7.5 minutes on the floor.
- » The nearby Greenville, S.C. native scored five points, including connecting on the first two baskets of his career.
- » Collected one rebound on the road at Minnesota (Dec. 2).

## PERSONAL

- » Born February 15, 2000 (turns 21 during the 2020-21 season).
- » Majoring in Parks, Recreation, Tourism Management.



## HOAG'S CAREER HIGHS

Points:	5 vs. Alabama A&M, 11/21/19
Field Goals Made:	2 vs. Alabama A&M, 11/21/19
Field Goal Attempts:	3 vs. Alabama A&M, 11/21/19
3-Pointers Made:	1 vs. Alabama A&M, 11/21/19
3-Point Attempts:	2 vs. Alabama A&M, 11/21/19
Free Throws Made:	N/A
Free Throw Attempts:	N/A
Rebounds:	1 vs. Alabama A&M, 11/21/19; 1 at Minnesota, 12/2/19
Offensive Rebounds:	N/A
Assists:	N/A
Blocked Shots:	N/A
Steals:	N/A
Minutes:	8 vs. Alabama A&M, 11/21/19

## HOAG VS. 2020-21 OPPONENTS

Opponent	G-GS	Min	FG	3-PT	FT-FTA	Of-Rb	A-T	B-S	Pts	Avg
Boston College	1-0	1	0-0	0-0	0-0	0-0	0-0	0-0	0	0.0
Florida State	1-0	1	0-1	0-1	0-0	0-0	0-0	0-0	0	0.0
Pittsburgh	1-0	1	0-0	0-0	0-0	0-0	0-0	0-0	0	0.0
Virginia Tech	1-0	3	0-1	0-0	0-0	0-0	0-0	0-0	0	0.0

## HOAG'S CAREER STATISTICS

Year	GP-GS	Min/Avg	FG-FA	Pct	3FG-FA	Pct	FT-FTA	Pct	OR/Reb/Avg	A-T	BS-ST	Pf-D	Pts/Avg
2019-20	7-0	18/2.6	2-6	.333	1-3	.333	0-0	.000	2/2/0.3	0-0	0-0	0-0	5/0.7
Totals	7-0	18/2.6	2-6	.333	1-3	.333	0-0	.000	2/2/0.3	0-0	0-0	0-0	5/0.7






# WELLS HOAG

HOAG GAME BY GAME, 2019-20

Date	Opponent	Min	F-FGA	3-3A	FT-FA	Of-RB	A-T	B-S	PF	Pts
11/05	Virginia Tech*					DNP				
11/07	Presbyterian					DNP				
11/10	Colgate					DNP				
11/17	Detroit Mercy					DNP				
11/21	Alabama A&M	8	2-3	1-2	0-0	1-1	0-0	0-0	0	5
11/24	vs. Texas Christian					DNP				
11/26	vs. Colorado					DNP				
12/02	at Minnesota	2	0-1	0-0	0-0	1-1	0-0	0-0	0	0
12/08	at Florida State*	1	0-1	0-1	0-0	0-0	0-0	0-0	0	0
12/15	South Carolina					DNP				
12/20	Jacksonville	2	0-0	0-0	0-0	0-0	0-0	0-0	0	0
12/22	Yale					DNP				
12/31	Miami (Fla.)*					DNP				
01/04	NC State*					DNP				
01/11	at North Carolina*					DNP				
01/14	Duke*					DNP				
01/18	at NC State*					DNP				
01/21	Wake Forest*					DNP				
01/25	at Louisville*					DNP				
01/28	Syracuse*					DNP				
02/01	at Wake Forest*					DNP				
02/05	at Virginia*					DNP				
02/09	Notre Dame*					DNP				
02/12	at Pittsburgh*	1	0-0	0-0	0-0	0-0	0-0	0-0	0	0
02/15	Louisville*					DNP				
02/22	at Boston College*	1	0-0	0-0	0-0	0-0	0-0	0-0	0	0
02/25	at Georgia Tech*					DNP				
02/29	Florida State*					DNP				
03/04	at Virginia Tech*	3	0-1	0-0	0-0	0-0	0-0	0-0	0	0
03/06	Georgia Tech*					DNP				
03/11	vs. Miami (Fla.) (ACC)					DNP				
03/12	vs. Florida State (ACC)					Cancelled Due to COVID-19				
<b>Totals</b>		<b>18</b>	<b>2-6</b>	<b>1-3</b>	<b>0-0</b>	<b>2-2</b>	<b>0-0</b>	<b>0-0</b>	<b>0</b>	<b>5</b>



# NICK HONOR



**R-SOPHOMORE • GUARD**  
**5-10 • 205**  
**#4 • ORLANDO, FLA.**  
**LAKE HIGHLAND HS**  
**FORDHAM**



## 2019-20

- » Sat out 2019-20 season due to NCAA Transfer Eligibility rules.
- » Played for Clemson in World University Games and had just four turnovers in seven games.

## 2018-19 (AT FORDHAM)

- » 2018-19 Atlantic 10 All-Rookie Team.
- » 2018-19 Metropolitan Basketball Writers Association (MBWA) Rookie of the Year.
- » Started all 32 games.
- » Led the team with 15.3 points per game (489 total points) in 36.1 minutes per contest (1,155 minutes).
- » Averaged 3.0 assists, 2.4 rebounds and 0.9 steals per game.
- » Shot 37.3 percent from the floor, 33.2 percent from distance and 81.6 percent from the charity stripe.
- » Finished freshman season with 95 assists and 28 steals.
- » Collected a 1.76 assist/turnover ratio.
- » Netted 20+ points on five occasions.
- » 70 made 3-pointers, good for 14th all-time in a single season in Fordham history.
- » Became the first Ram to earn A-10 All-Rookie honors since 2016 and just the 11th in program history to do so.
- » Finished the season as the highest scoring freshman in the league and 14th-highest in all of NCAA Division I.
- » Scored in double-figures in all but four contests (28-of-32 games).
- » Scored 18 points (8-for-16 FG) in first collegiate game and start against The City College of New York (CCNY) (Nov. 6).
- » First 20-point outing came against FIU with 28 points on 9-for-16 shooting from the field, 3-for-7 from long range and a perfect 7-for-7 from the foul line (Nov. 16).
- » Netted a season-high 30 points against Rutgers (Dec. 8).
- » Finished the game 10-for-17 from the field (season-high in field goals made) and shot 5-for-7 from 3-point range.
- » Connected on a season-high six 3-pointers in a 23-point outing against St. Bonaventure (Jan. 12).
- » Scored 18 points and tallied a season-high six assists at UMass (Feb. 6).

## PREP CAREER

- » Graduated from Lake Highland Prep in Orlando, Florida.
- » Lettered in basketball.
- » Named the 5A Player of the Year in 2018.
- » Named first-team all-area.
- » Averaged 19.6 points per game and made 85.0 percent of his free throws as a senior.
- » Scored over 2,000 points in his high school career.
- » Helped the Highlanders to a 15-win season in 2016-17,



## HONOR'S CAREER HIGHS

Points:	30 at Rutgers, 12/4/18
Field Goals Made:	9 vs. Florida International, 11/16/18
Field Goal Attempts:	20 vs. Duquesne, 2/9/19
3-Pointers Made:	6 vs. St. Bonaventure, 1/12/19
3-Point Attempts:	13 at Richmond, 2/20/19
Free Throws Made:	7 vs. Florida International, 11/16/18
Free Throw Attempts:	7 vs. Florida International, 11/16/18
Rebounds:	6 vs. George Washington, 3/6/19
Offensive Rebounds:	2 vs. St. Bonaventure, 1/12/19; 2 vs. Saint Joseph's, 2/27/19
Assists:	6 vs. many (3), last vs. George Washington, 3/6/19
Blocked Shots:	N/A
Steals:	3 vs. CCNY, 11/6/18; 3 vs. Richmond, 3/13/19
Minutes:	42 at Rhode Island, 2/16/19

## HONOR'S CAREER STATISTICS

Year	GP-GS	Min/Avg	FG-FA	Pct	3FG-FA	Pct	FT-FTA	Pct	OR/Reb/Avg	A-T	BS-ST	Pf-D	Pts/Avg
2018-19*	32-32	1155/36.1	174-467	.373	70-211	.332	71-87	.816	18/76/2.4	95-54	0-28	60-0	489/15.3
Totals	32-32	1155/36.1	174-467	.373	70-211	.332	71-87	.816	18/76/2.4	95-54	0-28	60-0	489/15.3

Note: \* - Fordham





# NICK HONOR

averaging 21.3 points, 3.0 assists, while shooting 36.0% from behind the arc – making 85 three-pointers.

» Earned third-team All-Central Florida honors by the Orlando Times-Sentinel as a junior. Played with Each 1 Teach 1 United team in the summer of 2016, averaging 12.0 points and 4.6 assists per game, helping the team to earn a spot in the Peach Jam EYBL Championships where it went a perfect 5-0.

» Played for the team as a sophomore and averaged 11.0 points, 3.1 rebounds, 2.6 assists and 1.2 steals per game on 35.6 percent from three.

## PERSONAL

» Born on Oct. 8, 2000 (turned 20 prior to 2020-21 season).

» Son of Carlene and Al Honor.

» Has two older sisters (Brittany and Brandie).




## HONOR'S GAME BY GAME, 2018-19 (AT FORDHAM)

Date	Opponent	Min	F-FGA	3-3A	FT-FA	Of-RB	A-T	B-S	PF	Pts
11-6	CCNY	26	8-16	2-9	0-0	1-3	4-0	0-3	1	18
11-10	at Houston Baptist	28	4-10	4-8	2-2	1-1	2-3	0-0	4	14
11-16	Florida International	38	9-16	3-7	7-7	0-4	0-6	0-0	4	28
11-17	Youngstown State	39	6-17	1-10	4-4	0-5	5-0	0-2	3	17
11-18	Columbia	37	6-11	2-6	3-4	0-1	5-1	0-1	3	17
11-25	Alabama A&M	27	7-13	3-4	0-0	1-5	4-1	0-1	2	17
12-1	at Manhattan	38	4-10	1-4	4-4	0-2	1-2	0-2	2	13
12-4	at Maine	42	5-18	1-7	5-6	1-2	1-2	0-1	3	16
12-8	Rutgers	38	10-17	5-7	5-6	1-2	6-1	0-0	1	30
12-11	NJIT	39	5-16	3-9	0-0	0-0	3-3	0-1	0	13
12-16	Howard	30	4-10	1-4	2-4	0-3	1-2	0-2	4	11
12-20	James Madison	26	5-10	1-4	2-2	0-0	1-1	0-0	1	13
12-30	LIU Brooklyn	34	5-13	1-4	3-4	0-1	5-0	0-1	3	14
1-5	*VCU	37	2-16	1-5	3-4	0-1	3-4	0-1	1	8
1-9	*at Duquesne	38	5-17	1-6	0-1	1-1	4-1	0-0	1	11
1-12	*St. Bonaventure	35	8-15	6-9	1-2	2-3	2-2	0-1	2	23
1-15	*Saint Louis	35	2-13	2-7	0-0	1-3	1-1	0-0	1	6
1-19	*at George Mason	34	7-13	4-6	3-4	1-5	2-0	0-1	3	21
1-23	*LaSalle	39	5-14	3-8	2-2	1-2	4-1	0-0	1	15
1-26	*Dayton	37	4-18	1-6	1-2	0-0	4-2	0-1	2	10
1-30	*at George Washington	35	5-16	3-7	2-2	0-0	0-2	0-1	0	15
2-6	*at Massachusetts	37	7-13	4-5	0-0	1-1	6-0	0-0	2	18
2-9	*Duquesne	37	7-20	3-12	1-2	1-4	5-0	0-0	0	18
2-12	*Davidson	39	6-17	1-7	3-4	1-3	4-1	0-0	3	16
2-16	*at Rhode Island	45	6-18	4-8	3-4	0-3	5-4	0-1	3	19
2-20	*at Richmond	38	7-19	5-13	4-4	0-2	1-1	0-1	1	23
2-23	*St. Bonaventure	39	2-12	0-1	3-4	0-1	3-0	0-0	1	7
2-27	*Saint Joseph's	37	4-13	1-6	1-1	2-4	2-2	0-0	2	10
3-2	*at Davidson	38	6-15	1-7	4-4	0-3	0-5	0-1	2	17
3-6	*George Washington	37	5-14	0-6	0-1	1-6	6-1	0-1	1	10
3-9	*at LaSalle	37	3-13	1-6	1-1	0-0	3-3	0-2	2	8
3-13	vs. Richmond (A10)	39	5-14	1-3	2-2	1-5	2-2	0-3	1	13
Totals		1155	174-467	70-211	71-87	18-76	95-54	0-28	60	489



# JOHN NEWMAN III



**JUNIOR • GUARD**  
**6-5 • 207**  
**#15 • GREENSBORO, N.C.**  
**GREENSBORO DAY SCHOOL**



## 2019-20

- » Appeared in 31 games, starting a career-best 31 contests.
- » Increased scoring output by 7.4 points per game (9.5 ppg).
- » Held opponents in matched up situations to just 37.0 percent shooting.
- » Rebounds per game more than doubled from 1.8 per game to 3.9 per game.
- » More than doubled his amount of steals from 12 to 31.
- » Shooting percentage increased 5.6 percent from last season (44.0 percent).
- » More than quadrupled his assists from 15 to 68.
- » Tallied a career-best four assists in a game on four occasions: vs. Alabama A&M, at North Carolina, at Wake Forest and at Virginia Tech.
- » Opened the season with back-to-back double-digit scoring games with 15 points in the home opener against Virginia Tech (Nov. 5) and 16 points in a win over Presbyterian (Nov. 7). Went 11-for-20 combined in both games from the floor.
- » Scored 16 points on 4-for-8 shooting in a loss to No. 21 Colorado (Nov. 26) in the MGM Main Events tournament in Las Vegas.
- » Put together three consecutive double-digit scoring games in a 3-0 stretch that saw the Tigers top NC State (Jan. 4), North Carolina (Jan. 11) and Duke (Jan. 14).
- » He scored 12 points in a home win over the Wolfpack.
- » He netted 17 points in the Tigers' first-ever win over the Tar Heels in Chapel Hill, finishing an efficient 7-for-12 from the floor with six rebounds and four assists.
- » Notched 14 points in a home win over No. 3 Duke, finishing 5-for-7 from the floor, including an ESPN SportsCenter Top 10 dunk over Duke's Javin DeLaurier.
- » Was a major catalyst in the Tigers' win over No. 5 Louisville (Feb. 15), scoring a career-high 23 points on 7-for-9 shooting and a perfect 7-for-7 from the free throw line. He also finished with six rebounds.
- » First career double-double came in a dominant win at Boston College (Feb. 22). Finished with 11 points, 10 rebounds and three assists.
- » Notched 18 points in a home win over No. 6 Florida State (Feb. 29), finishing 6-for-13 from the floor with two rebounds and two assists.
- » Playing back in his hometown for the ACC Tournament, he scored 11 points, grabbed three rebounds and dished two assists in a win over Miami (March 11).

## 2018-19

- » Appeared in all 34 games this season and made one start.
- » Made first career start against Mississippi State (Dec. 8).
- » Played 20+ minutes on five occasions.

- » Averaged 2.1 points per game and 1.8 rebounds per contest.
- » Shot 38.4 percent from the floor and 32.1 percent from distance.
- » Grabbed 60 rebounds, including 15 on the offensive glass.
- » Tallied 15 assists, 12 steals and five blocks.
- » Played double-digit minutes in 22 games.
- » Made at least two field goals in nine contests.
- » Made collegiate debut playing 18 minutes in the

season opener against The Citadel (Nov. 6).

» Scored five points and grabbed three rebounds against the Bulldogs.

» Played double-digit minutes in the next three contests, scoring 10 total points, including tying his season-high of five against Sam Houston State (Nov. 14).

» Made his first collegiate start against Mississippi State in the Never Forget Tribute Classic – played 14 minutes.

» Grabbed a career-high six rebounds at South Carolina (Dec. 22) and five points, including an emphatic dunk on the Gamecocks' Chris Silva.



## NEWMAN'S CAREER HIGHS

Points:	23 vs. Louisville, 2/15/20
Field Goals Made:	7 at North Carolina, 1/11/20; 7 vs. Louisville, 2/15/20
Field Goal Attempts:	13 vs. Florida State, 2/29/20
3-Pointers Made:	3 vs. Presbyterian, 11/7/19
3-Point Attempts:	7 vs. Syracuse, 1/28/20
Free Throws Made:	7 vs. Louisville, 2/15/20
Free Throw Attempts:	7 vs. South Carolina, 12/15/19; 7 vs. Louisville, 2/15/20
Rebounds:	10 at Boston College, 2/22/20
Offensive Rebounds:	2 vs. many (6), last vs. Syracuse, 1/28/20
Assists:	4 vs. many (5), last at Virginia Tech, 3/4/20
Blocked Shots:	2 vs. many (4), last vs. Wake Forest, 1/21/20
Steals:	4 vs. South Carolina, 12/15/19; 4 vs. Duke, 1/14/20
Minutes:	43 at North Carolina, 1/11/20

## NEWMAN'S CAREER STATISTICS

Year	GP-GS	Min/Avg	FG-FA	Pct	3FG-FA	Pct	FT-FTA	Pct	OR/Reb/Avg	A-T	BS-ST	Pf-D	Pts/Avg
2018-19	34-1	408/12.0	28-73	.384	9-28	.321	6-11	.545	15/60/1.8	15-19	5-12	31-0	71/2.1
2019-20	31-31	979/31.6	103-234	.440	27-89	.303	61-84	.726	16/122/3.9	68-41	15-31	58-2	294/9.5
<b>Totals</b>	<b>65-32</b>	<b>1387/21.3</b>	<b>131-307</b>	<b>.427</b>	<b>36-117</b>	<b>.308</b>	<b>67-95</b>	<b>.705</b>	<b>31/182/2.8</b>	<b>83-60</b>	<b>20-43</b>	<b>89-2</b>	<b>365/5.6</b>





# JOHN NEWMAN III

- » Connected on a career-best two 3-pointers against Wake Forest (Feb. 3).
- » Tied season-high with two assists in 19 minutes played against North Carolina (March 2).
- » Scored three points against NC State in the ACC Tournament (March 13) on an and-one play with a fast-break dunk in the first half.
- » Scored a career-high six points and grabbed four rebounds in first career postseason game against Wright State in the first round of the NIT (March 19) – finished 2-for-3 from the field against Wright State, including 1-for-2 from distance.
- » Blocked two shots and added an assist and a steal against the Raiders.
- » Scored four points against Wichita State (March 23).

## BEFORE CLEMSON

- » Came to Clemson as a four-star prospect.
- » Ranked No. 5 in the state of North Carolina according to Phenom Hoops.

## NEWMAN VS. 2020-21 OPPONENTS

Opponent	G-GS	Min	FG	3-PT	FT-FTA	Of-Rb	A-T	B-S	Pts	Avg
Boston College	2-1	47	3-4	1-2	4-6	1-11	4-3	0-0	11	5.5
Duke	2-1	45	6-10	2-4	2-4	1-4	2-2	2-4	16	8.0
Florida State	4-2	80	9-21	2-7	6-7	1-8	3-1	1-2	26	6.5
Georgia Tech	4-2	65	2-17	0-4	1-3	2-7	6-4	0-1	5	1.3
Louisville	3-2	85	10-19	3-8	9-9	2-13	1-2	2-3	32	10.7
Miami (Fla.)	3-2	68	8-18	0-3	2-2	1-10	4-2	0-2	18	6.0
Mississippi State	1-1	15	0-3	0-1	0-0	1-1	0-0	0-1	0	0.0
North Carolina	2-1	62	8-15	2-4	1-1	0-9	6-3	0-2	19	9.5
NC State	4-2	75	10-17	3-5	3-5	2-10	7-5	3-3	26	6.5
Notre Dame	2-1	39	1-6	0-4	4-4	0-5	1-1	0-0	6	3.0
Pittsburgh	3-1	41	2-10	2-6	2-2	1-8	2-1	3-1	8	2.7
South Carolina	2-1	51	3-8	1-5	4-7	1-10	5-1	0-4	11	5.5
Syracuse	3-1	44	3-10	1-7	2-2	3-6	2-0	0-1	9	3.0
Virginia	2-1	43	5-8	2-3	0-0	1-5	3-0	0-0	12	6.0
Virginia Tech	3-2	71	7-18	1-7	6-7	2-8	6-2	1-0	21	7.0
Wake Forest	3-2	81	9-18	3-6	1-6	0-11	7-3	2-3	22	7.3

## NEWMAN'S GAME BY GAME, 2018-19

Date	Opponent	Min	F-FGA	3-3A	FT-FA	Of-RB	A-T	B-S	PF	Pts
11-6	The Citadel	18	2-3	1-2	0-0	2-3	2-1	0-0	2	5
11-9	NC Central	17	1-4	0-2	1-2	1-3	1-0	0-1	0	3
11-14	Sam Houston State	17	2-3	0-1	1-2	0-3	0-0	0-0	0	5
11-19	vs. Akron	14	1-2	0-0	0-0	0-3	0-2	0-0	0	2
11-20	vs. Georgia	5	0-2	0-0	0-0	0-1	0-0	0-0	0	0
11-21	vs. Creighton	5	0-0	0-0	0-0	0-1	0-1	0-0	2	0
11-26	Nebraska	6	0-2	0-1	0-0	1-1	0-0	0-0	1	0
12-4	Saint Peter's	4	0-1	0-1	0-0	0-0	0-0	0-0	0	0
12-8	vs. Mississippi State	14	0-3	0-1	0-0	1-1	0-0	0-1	1	0
12-15	Radford	24	1-3	0-1	1-2	0-5	1-3	0-2	2	3
12-18	Charleston Southern	23	1-2	1-2	1-2	0-1	0-3	1-1	3	4
12-22	at South Carolina	16	2-2	1-1	0-0	1-6	2-0	0-0	0	5
12-30	Lipscomb	21	2-3	1-1	0-0	1-5	0-1	0-1	1	5
1-5	*at Duke	12	1-3	0-0	0-0	0-1	0-0	0-0	0	2
1-9	*at Syracuse	4	0-0	0-0	0-0	0-2	0-0	0-0	0	0
1-12	*Virginia	11	2-3	1-1	0-0	0-1	0-0	0-0	1	5
1-16	*Georgia Tech	10	0-2	0-1	0-0	0-0	0-1	0-0	0	0
1-22	*at Florida State	13	1-3	0-2	0-0	1-4	0-0	0-0	2	2
1-26	*at NC State	13	2-2	0-0	0-0	0-1	1-1	0-1	0	4
1-29	*Pittsburgh	14	0-4	0-2	0-0	0-1	1-0	1-1	1	0
2-3	*Wake Forest	16	2-4	2-2	0-0	0-1	0-1	0-0	1	6
2-6	*at Georgia Tech	5	0-0	0-0	0-0	0-0	1-1	0-0	1	0
2-9	*Virginia Tech	8	0-1	0-1	0-0	0-0	0-0	0-0	1	0
2-13	*at Miami	3	0-0	0-0	0-0	0-0	0-0	0-1	1	0
2-16	*at Louisville	10	1-2	0-0	0-0	1-2	0-0	0-0	1	2
2-19	*Florida State	3	0-0	0-0	0-0	0-1	0-0	0-0	0	0
2-23	*Boston College	10	0-0	0-0	0-0	1-1	1-1	0-0	0	0
2-27	*at Pittsburgh	8	1-3	1-2	0-0	0-0	1-1	1-0	3	3
3-2	*North Carolina	19	1-3	0-1	0-0	0-3	2-1	0-0	4	2
3-6	*at Notre Dame	10	0-1	0-0	0-0	0-1	0-0	0-0	0	0
3-9	*Syracuse	0	0-0	0-0	0-0	1-1	0-0	0-0	0	0
3-13	vs. NC State (ACC)	7	1-2	0-0	1-1	2-3	0-0	0-0	0	3
3-19	vs. Wright State (NIT)	21	2-3	1-2	1-2	2-4	1-1	2-1	2	6
3-24	vs. Wichita State (NIT)	27	2-7	0-1	0-0	0-0	1-0	0-2	1	4
<b>Totals</b>		<b>408</b>	<b>28-73</b>	<b>9-28</b>	<b>6-11</b>	<b>15-60</b>	<b>15-19</b>	<b>5-12</b>	<b>31</b>	<b>71</b>



# JOHN NEWMAN III

- » Ranked 42nd at his position nationally according to ESPN.
- » Led his team in scoring and scored 24 points and was named MVP of the NCISAA 3A State Championship game.
- » Selected to the NCISAA all-state team for the second consecutive season as a senior and was named to the PACIS all-conference team for the third-straight year.
- » Three-time state champion.
- » Finished with 1,400 points, 500 rebounds, 200 assists and 100 steals in career at Greensboro Day School.
- » Chose Clemson over Providence, Wake Forest, Georgia Tech and Boston College.

## PERSONAL

- » Born August 2, 1999 (turned 21 prior to 2020-21 season).

## HIGH SCHOOL ACCOLADES

- » Finished career with 1,400 points, 500 rebounds, 200 assists, 100 steals
- » Lenwood Edwards Endowment Award for Academic Leadership
- » Rivals Top 150
- » Top 5 in Phenom Hoops
- » 3-time state champion (2015, 2016, 2018)
- » NCISAA 3A Championship Game MVP (2018)
- » 2-time NCISAA 3A All-State (2017 and 2018)
- » Associated Press NC All-State Team (2018)
- » McDonald's All-American Nominee (2018)
- » News and Record Private School All-Area Player of the Year (2018)
- » 3-time News and Record Private School All-Area Team (2016, 2017, 2018)
- » 'Iolani Classic All-Tournament Team (2018)
- » Cannon Classic All-Tournament Team (2016)
- » NBPA Top 100 Invitee and Participant (2017)
- » Phenom Hoops National Showcase Game MVP (2016 and 2017)
- » 3-time PACIS All-Conference Team (2016, 2017, 2018)
- » 5-time HAECO Invitational Champion (2013, 2014, 2015, 2016, 2017)
- » HAECO Invitational MVP (2018)
- » 3-time HAECO Invitational All-Tournament Team (2015, 2016, 2017)
- » 15-0 record at HAECO Invitational
- » 2-time participant at the GEICO (formerly called Dick's) National HS Tournament
- » Overall record of 152-24
- » Averaged 14.7 points, 5.0 rebounds and 3.2 assists during senior season


## NEWMAN GAME BY GAME, 2019-20

Date	Opponent	Min	F-FGA	3-3A	FT-FA	Of-RB	A-T	B-S	PF	Pts
11/05	Virginia Tech*	33	5-11	1-4	4-4	2-5	2-0	0-0	2	15
11/07	Presbyterian	20	6-9	3-5	1-1	2-5	3-0	0-1	0	16
11/10	Colgate	38	4-12	0-3	1-2	1-7	3-2	0-3	0	9
11/17	Detroit Mercy	23	2-7	1-5	2-3	1-1	1-1	1-0	4	7
11/21	Alabama A&M	29	4-7	1-3	0-0	0-3	4-1	1-0	0	9
11/24	vs. Texas Christian	37	3-6	1-2	2-2	0-2	1-4	1-1	2	9
11/26	vs. Colorado	32	4-8	2-3	6-6	0-1	3-2	0-1	5	16
12/02	at Minnesota	31	2-6	0-1	1-2	1-3	0-3	0-0	3	5
12/08	at Florida State*	29	2-5	1-2	1-1	0-1	1-1	0-0	1	6
12/15	South Carolina	35	1-6	0-4	4-7	0-4	3-1	0-4	1	6
12/20	Jacksonville	18	3-7	1-3	1-2	0-2	2-1	0-0	2	8
12/22	Yale	35	3-8	0-2	1-2	0-2	1-3	0-2	1	7
12/31	Miami (Fla.)*	29	3-9	0-2	1-1	1-7	2-2	0-1	0	7
01/04	NC State*	24	4-8	2-4	2-2	0-3	3-1	1-1	4	12
01/11	at North Carolina*	43	7-12	2-3	1-1	0-6	4-2	0-2	2	17
01/14	Duke*	33	5-7	2-4	2-4	1-3	2-2	2-4	2	14
01/18	at NC State*	31	3-5	1-1	0-2	0-3	3-3	2-1	1	7
01/21	Wake Forest*	33	4-7	1-2	0-3	0-7	3-0	2-1	2	9
01/25	at Louisville*	37	2-8	1-5	2-2	0-5	1-2	1-1	3	7
01/28	Syracuse*	40	3-10	1-7	2-2	2-3	2-0	0-1	2	9
02/01	at Wake Forest*	32	3-7	0-2	1-3	0-3	4-2	0-2	3	7
02/05	at Virginia*	32	3-5	1-2	0-0	1-4	3-0	0-0	2	7
02/09	Notre Dame*	29	1-5	0-4	4-4	0-4	1-1	0-0	2	6
02/12	at Pittsburgh*	19	1-3	1-2	2-2	1-7	0-0	1-0	3	5
02/15	Louisville*	38	7-9	2-3	7-7	1-6	0-0	1-2	1	23
02/22	at Boston College*	37	3-4	1-2	4-6	0-10	3-2	0-0	1	11
02/25	at Georgia Tech*	28	1-7	0-1	0-1	1-5	4-1	0-0	1	2
02/29	Florida State*	35	6-13	1-3	5-6	0-2	2-0	1-2	1	18
03/04	at Virginia Tech*	30	2-6	0-2	2-3	0-3	4-2	1-0	1	6
03/06	Georgia Tech*	32	1-8	0-2	1-2	1-2	1-2	0-1	5	3
03/11	vs. Miami (Fla.) (ACC)	36	5-9	0-1	1-1	0-3	2-0	0-0	1	11
03/12	vs. Florida State (ACC)	Cancelled Due to COVID-19								
<b>Totals</b>		<b>979</b>	<b>103-234</b>	<b>27-89</b>	<b>61-84</b>	<b>16-122</b>	<b>68-41</b>	<b>15-31</b>	<b>58</b>	<b>294</b>





# HUNTER TYSON



**JUNIOR • FORWARD**

**6-8 • 215**

**#5 • MONROE, N.C.**

**PIEDMONT HS**



## 2019-20

- » Matched career-best, appearing in 31 games, making three starts (including first career start).
- » Averaged a career-high 5.5 points per game, scoring 170 points. Also averaged 3.0 rebounds, 0.4 assists and 0.5 steals per game.
- » Scored in double-figures on seven occasions, including two 20-point games.
- » Improved shooting percentage by nearly 20.0 percent (44.5 percent).
- » Improved 3-point shooting percentage by nearly nine percent (32.1 percent).
- » Upped free throw shooting to 70.7 percent.
- » More than doubled his rebounding per game with 3.0 rebounds per contest and a career-high 92 rebounds, including a career-best 20 offensive boards.
- » Tallied a career-high 17 steals.
- » Scored a then-career-high 20 points in a win over Detroit Mercy (Nov. 17), finishing 7-for-13 from the field and 5-for-10 from 3-point range. The seven field goals and five 3-pointers were both career-highs.
- » Followed up a career-best with 10 points in a win over Alabama A&M (Nov. 21) on 4-for-8 shooting from the floor. Added a career-high nine rebounds and notched a career-high 26 minutes.
- » Finished 3-for-6 from the floor, a perfect 4-for-4 at the free throw line and added 12 points in a loss at Minnesota (Dec. 2).
- » Tallied eight rebounds in a dominant win over Jacksonville (Dec. 20).
- » Scored 11 points in 24 minutes against Yale (Dec. 22).
- » Earned second career start against Wake Forest (Jan. 21) and scored a career-high 21 points on a career-best nine made field goals (9-13). Added five rebounds and finished 2-for-5 from 3-point range.
- » Posted back-to-back double-digit scoring games in consecutive road games, including 11 points on a perfect 4-for-4 in a historical Clemson team shooting performance in a victory at Boston College (Feb. 22).
- » Scored 10 points in a road loss at Georgia Tech (Feb. 25).
- » Tallied eight points on 3-for-5 shooting and 2-for-4 from three in the Tigers' ACC Tournament victory over Miami (March 11).

## 2018-19

- » Appeared in 31 games this season, all off the bench for the Tigers.
- » Averaged 8.3 minutes per game and played a career-high 21 minutes against Creighton in the Cayman Islands Classic.
- » Averaged 1.6 points per game and 1.0 rebounds per contest.
- » Posted 12 assists, eight blocks and two steals.
- » Made 16 field goals and

connected on 11 3-pointers.

- » Made collegiate debut in the season opener against The Citadel (Nov. 6), playing 12 minutes and scoring four points and grabbing four rebounds. Also posted a season-high three assists and made a season-high four free throws in that game against the Bulldogs.
- » Scored a then-season-high six points on two triples against NC Central (Nov. 9).
- » Played a season-high 21 minutes against Creighton in the Cayman Islands Classic (Nov. 21).

- » Played 19 minutes and scored five points against Charleston Southern (Dec. 18).
- » Tied season-best with two made field goals against Duke in Clemson's ACC opener (Jan. 5).
- » Played double-digit minutes in 12 contests this season. Scored five points and tied season-high with two made field goals against Virginia Tech (Feb. 9).
- » Played 16 minutes and scored a season-high nine points on the road at Pitt (Feb. 27), shooting 3-for-6 from the field and 3-for-5 from distance.
- » Knocked down a season-best three 3-pointers against



## TYSON'S CAREER HIGHS

Points:	21 vs. Wake Forest, 1/21/20
Field Goals Made:	9 vs. Wake Forest, 1/21/20
Field Goal Attempts:	13 vs. Detroit Mercy, 11/17/19; 13 vs. Wake Forest, 1/21/20
3-Pointers Made:	5 vs. Wake Forest, 1/21/20
3-Point Attempts:	10 vs. Wake Forest, 1/21/20
Free Throws Made:	4 vs. many (3), last at Minnesota, 12/2/19
Free Throw Attempts:	6 vs. The Citadel, 11/6/18; 6 at NC State, 1/18/20
Rebounds:	9 vs. Alabama A&M, 11/21/19
Offensive Rebounds:	3 at Virginia Tech, 3/4/20
Assists:	3 vs. The Citadel, 11/6/18
Blocked Shots:	2 vs. Charleston Southern, 12/18/18
Steals:	4 vs. Yale, 12/22/19
Minutes:	26 vs. Alabama A&M, 11/21/19

## TYSON'S CAREER STATISTICS

Year	GP-GS	Min/Avg	FG-FA	Pct	3FG-FA	Pct	FT-FTA	Pct	OR/Reb/Avg	A-T	BS-ST	Pf-D	Pts/Avg
2018-19	31-0	258/8.3	16-63	.254	11-47	.234	6-9	.667	6/32/1.0	12-6	8-2	18-0	49/1.6
2019-20	31-3	422/13.6	57-128	.445	27-84	.321	29-41	.707	20/92/3.0	11-15	3-17	31-0	170/5.5
<b>Totals</b>	<b>62-3</b>	<b>680/11.0</b>	<b>73-191</b>	<b>.382</b>	<b>38-131</b>	<b>.290</b>	<b>35-50</b>	<b>.700</b>	<b>26/124/2.0</b>	<b>23-21</b>	<b>11-19</b>	<b>49-0</b>	<b>219/3.5</b>

# HUNTER TYSON

the Panthers and grabbed four boards.

- » Connected on a 3-pointer off the bench against North Carolina (March 2).
- » Knocked down at least one 3-pointer in eight games this season.

## BEFORE CLEMSON

- » Came to Clemson as the No. 8 ranked forward in the state of North Carolina by Phenom Hoops and ESPN.
- » Ranked 34th nationally at his position according to ESPN.
- » Averaged 27.1 points, 9.1 rebounds, 2.7 assists, 1.5 steals and 0.8 blocks per game as a senior at Piedmont High School.
- » Scored 704 points as a senior and shot 46.0 percent from the field.
- » Chose Clemson over Michigan, Davidson, Tennessee and Wake Forest.

## TYSON VS. 2020-21 OPPONENTS

Opponent	G-GS	Min	FG	3-PT	FT-FTA	Of-Rb	A-T	B-S	Pts	Avg
Boston College	1-0	17	4-4	1-1	2-2	0-2	0-1	0-1	11	11.0
Duke	2-0	24	4-7	3-6	1-2	1-1	1-0	0-0	12	6.0
Florida State	4-1	35	2-7	2-6	0-0	1-9	0-0	0-0	6	1.5
Georgia Tech	3-0	25	3-5	0-2	4-4	1-4	2-0	0-1	10	3.3
Louisville	3-0	21	1-5	1-5	1-2	2-5	0-1	1-0	4	1.3
Miami (Fla.)	3-0	47	4-13	2-11	1-1	0-5	3-1	0-0	11	3.7
Mississippi State	1-0	14	1-5	0-3	0-0	1-2	0-0	0-0	2	2.0
North Carolina	2-0	32	3-6	2-5	0-0	1-4	1-1	1-0	8	4.0
NC State	3-0	19	2-4	2-3	3-6	0-4	0-2	0-1	9	3.0
Notre Dame	2-0	20	1-6	1-6	0-0	0-4	1-0	0-0	3	1.5
Pittsburgh	3-0	27	3-7	3-5	0-0	0-4	0-0	1-0	9	3.0
South Carolina	2-1	18	0-0	0-0	0-0	2-4	0-1	0-1	0	0.0
Syracuse	3-0	20	1-4	1-4	0-1	0-0	1-0	0-0	3	1.0
Virginia	2-0	10	0-3	0-1	0-0	0-0	1-0	0-0	0	0.0
Virginia Tech	3-0	31	5-12	1-7	2-4	3-7	2-3	0-2	13	4.3
Wake Forest	3-1	46	10-19	3-8	3-4	3-9	1-4	0-1	26	8.7

## TYSON'S GAME BY GAME, 2018-19

Date	Opponent	Min	F-FGA	3-3A	FT-FA	Of-RB	A-T	B-S	PF	Pts
11-6	The Citadel	12	0-3	0-3	4-6	0-4	3-0	1-0	0	4
11-9	NC Central	14	2-6	2-6	0-0	0-3	1-0	1-1	1	6
11-14	Sam Houston State	7	1-1	1-1	1-2	0-0	0-0	0-0	0	4
11-19	vs. Akron	8	0-0	0-0	0-0	0-2	0-0	0-0	0	0
11-20	vs. Georgia	7	0-4	0-1	0-0	1-2	0-0	0-0	0	0
11-21	vs. Creighton	21	1-3	1-3	0-0	0-2	1-0	0-0	2	3
11-26	Nebraska	4	0-1	0-1	0-0	0-1	0-0	0-0	0	0
12-4	Saint Peter's	14	0-2	0-1	0-0	2-3	0-0	0-1	0	0
12-8	vs. Mississippi State	14	1-5	0-3	0-0	1-2	0-0	0-0	1	2
12-15	Radford	4	0-2	0-1	0-0	0-0	0-0	1-0	0	0
12-18	Charleston Southern	19	2-5	0-2	1-1	0-2	0-3	2-0	1	5
12-22	at South Carolina	3	0-0	0-0	0-0	0-0	0-0	0-0	1	0
12-30	Lipscomb	2	0-0	0-0	0-0	0-0	0-0	0-0	0	0
1-5	*at Duke	12	2-4	1-3	0-0	1-1	1-0	0-0	0	5
1-9	*at Syracuse	9	0-2	0-2	0-0	0-0	1-0	0-0	0	0
1-12	*Virginia	4	0-2	0-1	0-0	0-0	1-0	0-0	1	0
1-16	*Georgia Tech	DNP								
1-22	*at Florida State	1	0-0	0-0	0-0	0-0	0-0	0-0	0	0
1-26	*at NC State	DNP								
1-29	*Pittsburgh	3	0-0	0-0	0-0	0-0	0-0	1-0	1	0
2-3	*Wake Forest	3	0-0	0-0	0-0	0-0	0-1	0-0	2	0
2-6	*at Georgia Tech	5	0-0	0-0	0-0	0-0	1-0	0-0	0	0
2-9	*Virginia Tech	11	2-3	1-2	0-0	0-1	0-1	0-0	1	5
2-13	*at Miami	15	0-4	0-4	0-0	0-0	2-0	0-0	1	0
2-16	*at Louisville	0	0-0	0-0	0-0	0-0	0-1	0-0	0	0
2-19	*Florida State	12	0-1	0-1	0-0	0-3	0-0	0-0	2	0
2-23	*Boston College	DNP								
2-27	*at Pittsburgh	16	3-6	3-5	0-0	0-4	0-0	0-0	1	9
3-2	*North Carolina	18	1-4	1-4	0-0	0-1	1-0	1-0	1	3
3-6	*at Notre Dame	4	0-1	0-1	0-0	0-0	0-0	0-0	0	0
3-9	*Syracuse	2	1-1	1-1	0-0	0-0	0-0	0-0	1	3
3-13	vs. NC State (ACC)	2	0-0	0-0	0-0	0-0	0-0	0-0	0	0
3-19	vs. Wright State (NIT)	6	0-3	0-1	0-0	1-1	0-0	1-0	1	0
3-24	vs. Wichita State (NIT)	6	0-0	0-0	0-0	0-0	0-0	0-0	0	0
<b>Totals</b>		<b>258</b>	<b>16-63</b>	<b>11-47</b>	<b>6-9</b>	<b>6-32</b>	<b>12-6</b>	<b>8-2</b>	<b>18</b>	<b>49</b>





# HUNTER TYSON

## PERSONAL

» Born June 13, 2000 (turned 20 prior to 2020-21 season).

## HIGH SCHOOL ACCOLADES


- » Ranked No. 8 in the state of North Carolina and No. 34 in the country at his position, according to ESPN
- » Ranked No. 25 All-Time in NCHSAA Boys Basketball – 2,131 points
- » All-Time leading scorer in Union County Boys Basketball history
- » All-Time leading scorer in Piedmont High School history (boys or girls)
- » No. 4 ranked rebounder in Union County history (792)
- » Southern Carolina Conference Player of the Year (2017-18)
- » Enquirer Journal Union County Player of the Year (2017-18)
- » Union County Hoops.com Player of the Year (2017-18)
- » All-Charlotte Observer First Team (2017-18)
- » All-Region First Team (2017-18)
- » Associated Press All-State (2017-18)
- » Led Union County in points per game and rebounds per game as a senior (2017-18)
- » Chosen to play in Carolina's Classic – NC/SC All-Star Game
- » Chosen to play in the East-West All-Star Game
- » Enquirer Journal All-Union County Team (2016-17)
- » Southern Carolina Conference Co-Player of the Year (2016-17)
- » All-Charlotte Observer First Team (2016-17)
- » All-Southern Carolina Conference (2016-17)
- » NCBCA All-State (2016-17)
- » All-Region Second Team (2016-17)
- » Led Union County in points per game and rebounds per game (2016-17)
- » Scored career-high 44 points in 73-70 loss to Freedom in second round of NCHSAA 3A Playoffs
- » Enquirer Journal All-Union County Team (2015-16)
- » All-Southern Carolina Conference (2015-16)
- » All-Union County Hoops.com Team (2015-16)
- » Enquirer Journal Freshman of the Year (2014-15)
- » Enquirer Journal All-Union County team (2014-15)

## TYSON GAME BY GAME, 2019-20

Date	Opponent	Min	F-FGA	3-3A	FT-FA	Of-RB	A-T	B-S	PF	Pts
11/05	Virginia Tech*	7	0-3	0-3	0-1	0-1	0-0	0-1	1	0
11/07	Presbyterian	14	2-6	1-5	0-0	0-3	0-1	0-0	0	5
11/10	Colgate	8	2-2	1-1	2-2	1-3	0-0	0-2	0	7
11/17	Detroit Mercy	20	7-13	5-10	1-2	2-5	0-0	1-1	2	20
11/21	Alabama A&M	16	4-8	2-5	0-2	1-9	1-0	1-1	0	10
11/24	vs. Texas Christian	12	0-2	0-2	2-2	0-1	1-0	0-1	1	2
11/26	vs. Colorado	11	0-5	0-4	1-2	2-3	0-0	0-1	0	1
12/02	at Minnesota	23	3-6	2-5	4-4	0-5	2-1	0-0	1	12
12/08	at Florida State*	13	1-5	1-4	0-0	1-4	0-0	0-0	0	3
12/15	South Carolina	15	0-0	0-0	0-0	2-4	0-1	0-1	2	0
12/20	Jacksonville	12	1-5	0-3	0-0	1-8	1-1	0-0	0	2
12/22	Yale	24	4-7	1-3	2-2	0-2	0-1	0-4	2	11
12/31	Miami (Fla.)*	15	1-4	0-3	1-1	0-3	1-0	0-0	0	3
01/04	NC State*	6	1-3	1-2	0-0	0-1	0-0	0-0	1	3
01/11	at North Carolina*	14	2-2	1-1	0-0	1-3	0-1	0-0	1	5
01/14	Duke*	12	2-3	2-3	1-2	0-0	0-0	0-0	1	7
01/18	at NC State*	11	1-1	1-1	3-6	0-3	0-2	0-1	1	6
01/21	Wake Forest*	24	9-13	2-5	1-2	2-5	0-0	0-1	2	21
01/25	at Louisville*	13	1-2	1-2	1-2	2-4	0-0	0-0	1	4
01/28	Syracuse*	9	0-1	0-1	0-0	0-1	0-0	0-0	2	0
02/01	at Wake Forest*	19	1-6	1-3	2-2	1-4	1-3	0-0	0	5
02/05	at Virginia*	6	0-1	0-0	0-0	0-0	0-0	0-0	2	0
02/09	Notre Dame*	16	1-5	1-5	0-0	0-4	1-0	0-0	0	3
02/12	at Pittsburgh*	8	0-1	0-0	0-0	0-0	0-0	0-0	1	0
02/15	Louisville*	8	0-3	0-3	0-0	0-1	0-0	1-0	2	0
02/22	at Boston College*	17	4-4	1-1	2-2	0-2	0-1	0-1	4	11
02/25	at Georgia Tech*	17	3-5	0-2	4-4	1-4	1-0	0-1	1	10
02/29	Florida State*	9	1-1	1-1	0-0	0-2	0-0	0-0	2	3
03/04	at Virginia Tech*	12	3-6	0-2	2-3	3-5	2-2	0-1	1	8
03/06	Georgia Tech*	3	0-0	0-0	0-0	0-0	0-0	0-0	0	0
03/11	vs. Miami (Fla.) (ACC)	17	3-5	2-4	0-0	0-2	0-1	0-0	0	8
03/12	vs. Florida State (ACC)	Cancelled Due to COVID-19								
<b>Totals</b>		<b>422</b>	<b>57-128</b>	<b>27-84</b>	<b>29-41</b>	<b>20-92</b>	<b>11-15</b>	<b>3-17</b>	<b>31</b>	<b>170</b>



# AL-AMIR DAWES



**SOPHOMORE • GUARD**

**6-2 • 180**

**#2 • NEWARK, N.J.**

**THE PATRICK SCHOOL**



## 2019-20

- » Played in 31 games and made 26 starts as a true freshman.
- » Averaged 9.0 points, 2.8 rebounds and 2.5 assists per contest. Scored 279 points.
- » Shot 38.1 percent from the field, 31.8 percent from three and 78.9 percent from the free throw line.
- » Averaged nearly 30 minutes per game (29.9) and finished with 30 steals and one block.
- » Scored 11 points in career debut against Virginia Tech (Nov. 5). Finished 4-for-11 from the field and with six rebounds.
- » Played 34 minutes and scored 16 points against Colgate (Nov. 10), finishing 6-for-12 from the field and 2-for-6 from three.
- » Led the Tigers with 19 points and five rebounds in a win over Alabama A&M (Nov. 21). Finished an efficient 7-for-11 from the field and 3-for-6 from distance.
- » Posted back-to-back double-digit scoring games, netting 13 points at Florida State (Dec. 8) and against South Carolina (Dec. 15).
- » Scored 16 points in the Tigers' first ACC win of the season over NC State (Jan. 4). Finished 9-for-10 from the free throw line.
- » Notched 11 points on the road at Virginia (Feb. 5).
- » Led Clemson with 18 points, including 17 in the second half, of a blowout victory on the road at Pitt (Feb. 12). Finished 5-for-9 from the field and 4-for-7 from three. He added in five assists and two rebounds in 35 minutes.
- » Scored in double-figures in three-straight games, including a career-high 22 points in a blowout win at Boston College (Feb. 22). Finished an efficient 8-for-12 from the field and 6-for-10 from three. The six threes were a career-high. He added in three rebounds and three assists.
- » Posted 10 points at Georgia Tech (Feb. 25).
- » Scored 18 points, including the game-winning layup with 1.0 second left to take down No. 6 Florida State (Feb. 29). Finished 8-for-18 from the floor, making two 3-pointers and dishing four assists.
- » Finished the season with an 18-point effort to help lead the Tigers to a ACC Tournament victory over Miami (March 11), finishing 4-for-7 from the field, 2-for-4 from three and a perfect 8-for-8 from the free throw line.
- » Had five games with at least 18 points, but four of them took place during last eight games.

## PERSONAL

- » Born September 28, 2001 (turned 19 years old prior to 2020-21 season).
- » Majoring in Communications.

## HIGH SCHOOL ACCOLADES

- » ESPN Top 100 Prospect
- » 247Sports Top 150 Prospect
- » Rivals Top 150 Prospect
- » Finished Top 15 at NPBA Camp
- » Finished Top 3 at Chris Paul's CP3 Camp
- » Made Third-Team overall on the Nike EYBL Circuit (meaning he finished Top 15 on the Nike Circuit)



## DAWES' CAREER HIGHS

Points:	22 at Boston College, 2/22/20
Field Goals Made:	8 at Boston College, 2/22/20; 8 vs. Florida State, 2/29/20
Field Goal Attempts:	18 vs. Florida State, 2/29/20
3-Pointers Made:	6 at Boston College, 2/22/20
3-Point Attempts:	14 vs. South Carolina, 12/15/19
Free Throws Made:	9 vs. NC State, 1/4/20
Free Throw Attempts:	10 vs. NC State, 1/4/20
Rebounds:	8 at Virginia, 2/5/20
Offensive Rebounds:	1 vs. many (6), last at Louisville, 1/25/20
Assists:	6 vs. Detroit Mercy, 11/17/19; 6 vs. Colorado, 11/26/19
Blocked Shots:	1 at NC State, 1/18/20
Steals:	4 at Georgia Tech, 2/25/20
Minutes:	37 vs. Colorado, 11/26/19; 37 at Boston College, 2/22/20

## DAWES' CAREER STATISTICS

Year	GP-GS	Min/Avg	FG-FA	Pct	3FG-FA	Pct	FT-FTA	Pct	OR/Reb/Avg	A-T	BS-ST	Pf-D	Pts/Avg
2019-20	31-26	926/29.9	93-244	.381	48-151	.318	45-57	.789	6/87/2.8	76-78	1-30	55-1	279/9.0
<b>Totals</b>	<b>31-26</b>	<b>926/29.9</b>	<b>93-244</b>	<b>.381</b>	<b>48-151</b>	<b>.318</b>	<b>45-57</b>	<b>.789</b>	<b>6/87/2.8</b>	<b>76-78</b>	<b>1-30</b>	<b>55-1</b>	<b>279/9.0</b>





# AL-AMIR DAWES

## DAWES GAME BY GAME, 2019-20


Date	Opponent	Min	F-FGA	3-3A	FT-FA	Of-RB	A-T	B-S	PF	Pts
11/05	Virginia Tech*	32	4-11	2-6	1-1	0-6	2-2	0-0	0	11
11/07	Presbyterian	22	2-6	0-4	0-0	1-2	1-3	0-2	1	4
11/10	Colgate	34	6-12	2-6	2-2	0-2	4-1	0-0	0	16
11/17	Detroit Mercy	32	2-5	2-4	1-2	0-0	6-2	0-2	4	7
11/21	Alabama A&M	27	7-11	3-6	2-4	0-5	2-2	0-2	0	19
11/24	vs. Texas Christian	34	3-6	2-3	0-2	0-2	3-7	0-3	3	8
11/26	vs. Colorado	37	2-4	1-2	1-1	1-2	6-4	0-0	1	6
12/02	at Minnesota	28	1-5	0-3	2-2	0-0	1-1	0-0	3	4
12/08	at Florida State*	34	5-13	2-8	1-2	1-3	3-6	0-0	1	13
12/15	South Carolina	36	4-17	3-14	2-2	0-4	5-6	0-0	1	13
12/20	Jacksonville	28	1-8	1-6	0-0	0-4	4-2	0-0	1	3
12/22	Yale	35	0-5	0-3	2-2	0-6	0-2	0-0	2	2
12/31	Miami (Fla.)*	33	2-7	2-4	0-0	0-1	4-4	0-1	4	6
01/04	NC State*	33	3-6	1-4	9-10	1-5	1-2	0-2	3	16
01/11	at North Carolina*	31	3-8	2-4	0-0	1-4	2-2	0-0	1	8
01/14	Duke*	23	1-7	0-3	1-2	0-3	2-3	0-1	2	3
01/18	at NC State*	26	0-4	0-2	0-0	0-2	2-1	1-1	0	0
01/21	Wake Forest*	14	2-5	1-3	0-0	0-1	3-1	0-0	1	5
01/25	at Louisville*	21	3-6	2-5	0-0	1-3	2-2	0-1	1	8
01/28	Syracuse*	21	2-5	2-5	0-0	0-1	2-1	0-0	1	6
02/01	at Wake Forest*	21	1-4	0-2	0-0	0-3	0-3	0-1	5	2
02/05	at Virginia*	32	5-12	1-6	0-1	0-8	0-1	0-1	4	11
02/09	Notre Dame*	35	2-5	1-3	0-0	0-2	2-2	0-1	2	5
02/12	at Pittsburgh*	35	5-9	4-7	4-6	0-2	5-3	0-1	3	18
02/15	Louisville*	27	1-4	1-3	4-4	0-1	0-0	0-1	1	7
02/22	at Boston College*	37	8-12	6-10	0-0	0-3	3-4	0-1	1	22
02/25	at Georgia Tech*	35	4-10	1-4	1-2	0-5	4-3	0-4	1	10
02/29	Florida State*	36	8-18	2-9	0-0	0-1	4-5	0-0	0	18
03/04	at Virginia Tech*	22	1-7	1-5	2-2	0-1	0-1	0-0	3	5
03/06	Georgia Tech*	33	1-5	1-3	2-2	0-3	1-0	0-3	2	5
03/11	vs. Miami (Fla.) (ACC)	32	4-7	2-4	8-8	0-2	2-2	0-2	3	18
03/12	vs. Florida State (ACC)	Cancelled Due to COVID-19								
Totals		926	93-244	48-151	45-57	6-87	76-78	1-30	55	279

## DAWES VS. 2020-21 OPPONENTS

Opponent	G-GS	Min	FG	3-PT	FT-FTA	Of-Rb	A-T	B-S	Pts	Avg
Boston College	1-1	37	8-12	6-10	0-0	0-3	3-4	0-1	22	22.0
Duke	1-1	23	1-7	0-3	1-2	0-3	2-3	0-1	3	3.0
Florida State	2-2	70	13-31	4-17	1-2	1-4	7-11	0-0	31	15.5
Georgia Tech	2-2	68	5-15	2-7	3-4	0-8	5-3	0-7	15	7.5
Louisville	2-1	48	4-10	3-8	4-4	1-4	2-2	0-2	15	7.5
Miami (Fla.)	1-0	33	2-7	2-4	0-0	0-1	4-4	0-1	6	6.0
North Carolina	1-1	31	3-8	2-4	0-0	1-4	2-2	0-0	8	8.0
NC State	2-2	59	3-10	1-6	9-10	1-7	3-3	1-3	16	8.0
Notre Dame	1-1	35	2-5	1-3	0-0	0-2	2-2	0-1	5	5.0
Pittsburgh	1-1	35	5-9	4-7	4-6	0-2	5-3	0-1	18	18.0
South Carolina	1-1	36	4-17	3-14	2-2	0-4	5-6	0-0	13	13.0
Syracuse	1-0	21	2-5	2-5	0-0	0-1	2-1	0-0	6	6.0
Virginia	1-1	32	5-12	1-6	0-1	0-8	0-1	0-1	11	11.0
Virginia Tech	2-2	54	5-18	3-11	3-3	0-7	2-3	0-0	16	8.0
Wake Forest	2-0	35	3-9	1-5	0-0	0-4	3-4	0-1	7	3.5



# ALEX HEMENWAY



**SOPHOMORE • GUARD**

**6-3.5 • 185**

**#12 • NEWBURGH, IND.**

**CASTLE HS**



## 2019-20

- » Appeared in 15 games, all off the bench for the Tigers.
- » Suffered a severe high ankle sprain in the second game of the season, causing him to miss 16 contests.
- » Returned to play 13 games and finished the season averaging 4.8 points, 0.9 rebounds and 0.4 assists per game.
- » Shot 50.0 percent from the floor (25-for-50), including an impressive 47.6 percent from 3-point range (20-for-42).
- » Turned in seven games in which he netted multiple 3-pointers.
- » First career appearance came in the season opener against Virginia Tech (Nov. 5), scoring three points and finishing 1-for-2 from distance.
- » Scored a then-season-high six points against Presbyterian (Nov. 7) before suffering an injury that caused him to miss 16 games.
- » Made his return and scored eight points at Louisville (Jan. 25), finishing 3-for-4 from the floor and 2-for-3 from 3-point range.
- » Grabbed a season-high three rebounds at Wake Forest (Feb. 1).
- » Netted a season-high 16 points in a home loss to Notre Dame (Feb. 9). Finished 5-for-8 from the floor and 4-for-7 from three. The four made 3-pointers were a season-high.
- » Posted back-to-back games of eight points in wins at Pittsburgh (Feb. 12) and at home against No. 5 Louisville (Feb. 15).
- » Scored nine points at Virginia Tech (March 4), finishing 3-for-6 from distance.

## BEFORE CLEMSON


- » Came to Clemson as a three-star prospect.
- » Ranked No. 10 in the state of Indiana
- » Averaged 21.0 points, 5.0 rebounds and 4.0 assists per game as a junior last season at Castle High School
- » Chose Clemson over Nebraska, Creighton, DePaul and Belmont.

## PERSONAL

- » Born June 17, 2001 (turns 19 prior to the 2020-21 season).
- » Majoring in Sports Communications.

## HIGH SCHOOL ACCOLADES

- » Indiana Jr. All-Star – May 2018
- » Castle Basketball 1,000 Point Club – February 2018
- » SIAC All-Conference First Team – 2017-18
- » IBCA Supreme 15 – 2017-18
- » SIAC All-Conference First Team – 2016-17
- » IBCA Supreme 15 – 2016-17



## HEMENWAY'S CAREER HIGHS

Points:	16 vs. Notre Dame, 2/9/20
Field Goals Made:	5 vs. Notre Dame, 2/9/20
Field Goal Attempts:	8 vs. Notre Dame, 2/9/20
3-Pointers Made:	4 vs. Notre Dame, 2/9/20
3-Point Attempts:	7 vs. Notre Dame, 2/9/20
Free Throws Made:	2 vs. Notre Dame, 2/9/20
Free Throw Attempts:	2 vs. Notre Dame, 2/9/20
Rebounds:	3 at Wake Forest, 2/1/20
Offensive Rebounds:	1 vs. Notre Dame, 2/9/20; 1 vs. Florida State, 2/29/20
Assists:	1 vs. many (6), last vs. Georgia Tech, 3/6/20
Blocked Shots:	N/A
Steals:	N/A
Minutes:	22 at Virginia Tech, 3/4/20

## HEMENWAY'S CAREER STATISTICS

Year	GP-GS	Min/Avg	FG-FA	Pct	3FG-FA	Pct	FT-FTA	Pct	OR/Reb/Avg	A-T	BS-ST	Pf-D	Pts/Avg
2019-20	15-0	183/12.2	25-50	.500	20-42	.476	2-2	1.000	3/13/0.9	6-6	0-0	12-0	72/4.8
Totals	15-0	183/12.2	25-50	.500	20-42	.476	2-2	1.000	3/13/0.9	6-6	0-0	12-0	72/4.8





# ALEX HEMENWAY

## HEMENWAY GAME BY GAME, 2019-20


Date	Opponent	Min	F-GA	3-3A	FT-FA	Of-RB	A-T	B-S	PF	Pts
11/05	Virginia Tech*	15	1-4	1-2	0-0	0-0	0-1	0-0	1	3
11/07	Presbyterian	10	2-2	2-2	0-0	0-0	0-0	0-0	0	6
11/10	Colgate					DNP				
11/17	Detroit Mercy					DNP				
11/21	Alabama A&M					DNP				
11/24	vs. Texas Christian					DNP				
11/26	vs. Colorado					DNP				
12/02	at Minnesota					DNP				
12/08	at Florida State*					DNP				
12/15	South Carolina					DNP				
12/20	Jacksonville					DNP				
12/22	Yale					DNP				
12/31	Miami (Fla.)*					DNP				
01/04	NC State*					DNP				
01/11	at North Carolina*					DNP				
01/14	Duke*					DNP				
01/18	at NC State*					DNP				
01/21	Wake Forest*					DNP				
01/25	at Louisville*	12	3-4	2-3	0-0	0-0	0-1	0-0	1	8
01/28	Syracuse*	4	0-1	0-1	0-0	0-0	1-0	0-0	0	0
02/01	at Wake Forest*	16	2-5	2-5	0-0	0-3	0-0	0-0	0	6
02/05	at Virginia*	6	0-1	0-1	0-0	0-1	0-1	0-0	0	0
02/09	Notre Dame*	19	5-8	4-7	2-2	1-1	1-0	0-0	2	16
02/12	at Pittsburgh*	18	3-3	2-2	0-0	0-1	1-0	0-0	1	8
02/15	Louisville*	17	3-6	2-4	0-0	0-1	1-1	0-0	1	8
02/22	at Boston College*	10	1-2	1-2	0-0	0-0	1-0	0-0	0	3
02/25	at Georgia Tech*	16	0-3	0-3	0-0	1-2	0-0	0-0	1	0
02/29	Florida State*	13	1-3	1-3	0-0	1-2	0-1	0-0	2	3
03/04	at Virginia Tech*	22	3-6	3-6	0-0	0-2	1-0	0-0	3	9
03/06	Georgia Tech*	5	1-2	0-1	0-0	0-0	0-1	0-0	0	2
03/11	vs. Miami (Fla.) (ACC)	2	0-0	0-0	0-0	0-0	0-0	0-0	0	0
03/12	vs. Florida State (ACC)									
Cancelled Due to COVID-19										
<b>Totals</b>		<b>183</b>	<b>25-50</b>	<b>20-42</b>	<b>2-2</b>	<b>3-13</b>	<b>6-6</b>	<b>0-0</b>	<b>12</b>	<b>72</b>

## HEMENWAY VS. 2020-21 OPPONENTS

Opponent	G-GS	Min	FG	3-PT	FT-FTA	Of-Rb	A-T	B-S	Pts	Avg
Boston College	1-0	10	1-2	1-2	0-0	0-0	1-0	0-0	3	3.0
Florida State	1-0	13	1-3	1-3	0-0	1-2	0-1	0-0	3	3.0
Georgia Tech	2-0	21	1-5	0-4	0-0	1-2	0-1	0-0	2	1.0
Louisville	2-0	29	6-10	4-7	0-0	0-1	1-2	0-0	16	8.0
Miami (Fla.)	1-0	2	0-0	0-0	0-0	0-0	0-0	0-0	0	0.0
Notre Dame	1-0	19	5-8	4-7	2-2	1-1	1-0	0-0	16	16.0
Pittsburgh	1-0	18	3-3	2-2	0-0	0-1	1-0	0-0	8	8.0
Syracuse	1-0	4	0-1	0-1	0-0	0-0	1-0	0-0	0	0.0
Virginia	1-0	6	0-1	0-1	0-0	0-1	0-1	0-0	0	0.0
Virginia Tech	2-0	37	4-10	4-8	0-0	0-2	1-1	0-0	12	6.0
Wake Forest	1-0	16	2-5	2-5	0-0	0-3	0-0	0-0	6	6.0



# CHASE HUNTER



**FRESHMAN • GUARD**  
**6-3.5 • 204**  
**#3 • ATLANTA, GA.**  
**WESTLAKE HS**



## 2019-20

- » Limited to just nine games and four starts due to a foot injury.
- » Started first four games of the season before suffering an injury.
- » Over the course of nine contests, averaged 5.3 points, 1.0 rebound, 1.6 assists and 0.8 steals per game.
- » Finished shooting 37.8 percent from the field.
- » Scored seven points in career debut against Virginia Tech (Nov. 5), finishing 3-for-10 from the floor with three rebounds and two assists.
- » Posted the first of back-to-back double-digit scoring games with 13 points against Presbyterian (Nov. 7).
- » Finished 5-for-7 from the floor and 3-for-5 from 3-point range. Added a career-best four assists.
- » Three days later, scored 10 points in a win over Colgate (Nov. 10), finishing an efficient 4-for-6 from the floor with two rebounds and one assist.
- » Tied career-high with four assists in a win against Detroit Mercy (Nov. 17).
- » Last game action came at Louisville (Jan. 25), scoring eight points on 3-for-5 shooting and 2-for-4 shooting from 3-point range, in just 11 minutes.

## BEFORE CLEMSON

- » Comes to Clemson as a four-star prospect and No. 98 overall in 247Sports' Top 100 for the 2019 class. » 247Sports ranks Hunter as the No. 4 player in the state of Georgia and the No. 14 combo guard in the country.
- » Averaged 15.6 points, 4.1 rebounds, 2.3 assists and 1.8 steals per game as a junior.
- » Scored in double-figures in 17-of-22 games and scored more than 20 points on eight occasions, including at least 30 points twice.
- » On the Under Armour circuit, Hunter averaged 14.0 points, 2.7 assists, 2.5 rebounds and 1.5 steals per game.
- » Hunter chose Clemson over Georgia, Virginia, Oklahoma and Michigan State.

## PERSONAL

- » Born April 8, 2001 (20 years old).
- » Majoring in Parks, Recreation, Tourism Management.

## HIGH SCHOOL ACCOLADES

- » 247Sports Top 100 Prospect
- » Ranked No. 4 player in the state of Georgia
- » Ranked No. 14 combo guard in the country according to 247Sports.



## HUNTER'S CAREER HIGHS

Points:	13 vs. Presbyterian, 11/7/19
Field Goals Made:	5 vs. Presbyterian, 11/7/19
Field Goal Attempts:	10 vs. Virginia Tech, 11/5/19
3-Pointers Made:	3 vs. Presbyterian, 11/7/19
3-Point Attempts:	5 vs. Presbyterian, 11/7/19; 5 vs. Detroit Mercy, 11/17/19
Free Throws Made:	2 vs. many (3), last vs. South Carolina, 12/15/19
Free Throw Attempts:	5 vs. Virginia Tech, 11/5/19
Rebounds:	3 vs. Presbyterian, 11/7/19
Offensive Rebounds:	1 vs. Presbyterian, 11/7/19
Assists:	4 vs. Presbyterian, 11/7/19; 4 vs. Detroit Mercy, 11/17/19
Blocked Shots:	N/A
Steals:	2 vs. Detroit Mercy, 11/17/19; 2 vs. South Carolina, 12/15/19
Minutes:	30 vs. Detroit Mercy, 11/17/19

## HUNTER'S CAREER STATISTICS

Year	GP-GS	Min/Avg	FG-FA	Pct	3FG-FA	Pct	FT-FTA	Pct	OR/Reb/Avg	A-T	BS-ST	Pf-D	Pts/Avg
2019-20	9-4	175/19.4	17-45	.378	7-23	.304	7-11	.636	1/9/1.0	14-12	0-7	17-0	48/5.3
Totals	9-4	175/19.4	17-45	.378	7-23	.304	7-11	.636	1/9/1.0	14-12	0-7	17-0	48/5.3





# CHASE HUNTER




## HUNTER VS. 2020-21 OPPONENTS


Opponent	G-GS	Min	FG	3-PT	FT-FTA	Of-Rb	A-T	B-S	Pts	Avg
Louisville	1-0	11	3-5	2-4	0-0	0-0	0-1	0-1	8	8.0
NC State	1-0	11	0-1	0-1	0-0	0-0	0-1	0-0	0	0.0
South Carolina	1-0	19	1-5	1-2	2-2	0-0	0-2	0-2	5	5.0
Virginia Tech	1-1	29	3-10	0-3	1-5	0-3	2-0	0-0	7	7.0
Wake Forest	1-0	11	0-2	0-2	0-0	0-0	1-0	0-0	0	0.0

## HUNTER GAME BY GAME, 2019-20

Date	Opponent	Min	F-GA	3-3A	FT-FA	Of-RB	A-T	B-S	PF	Pts
11/05	Virginia Tech*	29	3-10	0-3	1-5	0-3	2-0	0-0	4	7
11/07	Presbyterian	24	5-7	3-5	0-0	1-2	4-1	0-1	1	13
11/10	Colgate	25	4-6	0-1	2-2	0-2	1-1	0-0	1	10
11/17	Detroit Mercy	30	1-8	1-5	2-2	0-2	4-4	0-2	2	5
11/21	Alabama A&M									
11/24	vs. Texas Christian	15	0-1	0-0	0-0	0-0	2-2	0-1	2	0
11/26	vs. Colorado									
12/02	at Minnesota									
12/08	at Florida State*									
12/15	South Carolina	19	1-5	1-2	2-2	0-0	0-2	0-2	1	5
12/20	Jacksonville									
12/22	Yale									
12/31	Miami (Fla.)*									
01/04	NC State*									
01/11	at North Carolina*									
01/14	Duke*									
01/18	at NC State*	11	0-1	0-1	0-0	0-0	0-1	0-0	1	0
01/21	Wake Forest*	11	0-2	0-2	0-0	0-0	1-0	0-0	2	0
01/25	at Louisville*	11	3-5	2-4	0-0	0-0	0-1	0-1	3	8
01/28	Syracuse*									
02/01	at Wake Forest*									
02/05	at Virginia*									
02/09	Notre Dame*									
02/12	at Pittsburgh*									
02/15	Louisville*									
02/22	at Boston College*									
02/25	at Georgia Tech*									
02/29	Florida State*									
03/04	at Virginia Tech*									
03/06	Georgia Tech*									
03/11	vs. Miami (Fla.) (ACC)									
03/12	vs. Florida State (ACC)									
Cancelled Due to COVID-19										
<b>Totals</b>		<b>175</b>	<b>17-45</b>	<b>7-23</b>	<b>7-11</b>	<b>1-9</b>	<b>14-12</b>	<b>0-7</b>	<b>17</b>	<b>48</b>



## O'NEIL McBRIDE

**FRESHMAN • FORWARD****6-7 • 207****#20 • MYRTLE BEACH, S.C.****MYRTLE BEACH HS****2019-20**


- » Appeared in eight games, all off of the bench.
- » Averaged 2.0 minutes per game, playing 17 minutes over the course of eight contests.
- » Grabbed six rebounds in limited action.
- » Made collegiate debut against Presbyterian (Nov. 7), playing four minutes and totaling one offensive rebound.
- » Scored first career points in Big Ten/ACC Challenge at Minnesota (Dec. 2), finishing 1-for-1 from the floor, two points, one assist and one offensive rebound.

**BEFORE CLEMSON**

- » Attended and graduated from Myrtle Beach High School.
- » Following high school, attended postgraduate school and played at Fork Union Military Academy (Va.)
- » As a senior at Myrtle Beach, averaged 10.0 points and 9.0 rebounds per game.

**PERSONAL**

- » Born January 6, 2000 (turns 21 during 2020-21 season).
- » Son of Laura and Mark McBride.
- » Majoring in Pre-Business.

**McBRIDE'S CAREER HIGHS**

Points:	2 at Minnesota, 12/2/19
Field Goals Made:	1 at Minnesota, 12/2/19
Field Goal Attempts:	1 at Minnesota, 12/2/19; 1 vs. Jacksonville, 12/20/19
3-Pointers Made:	N/A
3-Point Attempts:	N/A
Free Throws Made:	N/A
Free Throw Attempts:	2 vs. Alabama A&M, 11/21/19
Rebounds:	1 vs. many (6), last at Virginia Tech, 3/4/20
Offensive Rebounds:	1 vs. many (3), last at Florida State, 12/8/19
Assists:	1 at Minnesota, 12/2/19; 1 at Pittsburgh, 2/12/20
Blocked Shots:	N/A
Steals:	N/A
Minutes:	21 vs. Creighton, 11/21/18

**McBRIDE'S CAREER STATISTICS**

Year	GP-GS	Min/Avg	FG-FA	Pct	3FG-FA	Pct	FT-FTA	Pct	OR/Reb/Avg	A-T	BS-ST	Pf-D	Pts/Avg
2019-20	8-0	17/2.0	1-2	.500	0-0	.000	0-2	.000	3/6/0.8	2-1	0-0	1-0	2/0.3
Totals	8-0	17/2.0	1-2	.500	0-0	.000	0-2	.000	3/6/0.8	2-1	0-0	1-0	2/0.3





# O'NEIL McBRIDE

## McBRIDE GAME BY GAME, 2019-20


Date	Opponent	Min	F-GA	3-3A	FT-FA	Of-RB	A-T	B-S	PF	Pts
11/05	Virginia Tech*					DNP				
11/07	Presbyterian	4	0-0	0-0	0-0	1-1	0-0	0-0	0	0
11/10	Colgate					DNP				
11/17	Detroit Mercy					DNP				
11/21	Alabama A&M	3	0-0	0-0	0-2	0-1	0-0	0-0	0	0
11/24	vs. Texas Christian					DNP				
11/26	vs. Colorado					DNP				
12/02	at Minnesota	2	1-1	0-0	0-0	1-1	1-1	0-0	0	2
12/08	at Florida State*	1	0-0	0-0	0-0	1-1	0-0	0-0	0	0
12/15	South Carolina					DNP				
12/20	Jacksonville	2	0-1	0-0	0-0	0-0	0-0	0-0	0	0
12/22	Yale					DNP				
12/31	Miami (Fla.)*					DNP				
01/04	NC State*					DNP				
01/11	at North Carolina*					DNP				
01/14	Duke*					DNP				
01/18	at NC State*					DNP				
01/21	Wake Forest*					DNP				
01/25	at Louisville*					DNP				
01/28	Syracuse*					DNP				
02/01	at Wake Forest*					DNP				
02/05	at Virginia*					DNP				
02/09	Notre Dame*					DNP				
02/12	at Pittsburgh*	1	0-0	0-0	0-0	0-0	1-0	0-0	1	0
02/15	Louisville*					DNP				
02/22	at Boston College*	1	0-0	0-0	0-0	0-1	0-0	0-0	0	0
02/25	at Georgia Tech*					DNP				
02/29	Florida State*					DNP				
03/04	at Virginia Tech*	3	0-0	0-0	0-0	0-1	0-0	0-0	0	0
03/06	Georgia Tech*					DNP				
03/11	vs. Miami (Fla.) (ACC)					DNP				
03/12	vs. Florida State (ACC)					Cancelled Due to COVID-19				
<b>Totals</b>		<b>17</b>	<b>1-2</b>	<b>0-0</b>	<b>0-2</b>	<b>3-6</b>	<b>2-1</b>	<b>0-0</b>	<b>1</b>	<b>2</b>

## McBRIDE VS. 2020-21 OPPONENTS

Opponent	G-GS	Min	FG	3-PT	FT-FTA	Of-Rb	A-T	B-S	Pts	Avg
Boston College	1-0	1	0-0	0-0	0-0	0-1	0-0	0-0	0	0.0
Florida State	1-0	1	0-0	0-0	0-0	1-1	0-0	0-0	0	0.0
Pittsburgh	1-0	1	0-0	0-0	0-0	0-0	1-0	0-0	0	0.0
Virginia Tech	1-0	3	0-0	0-0	0-0	0-1	0-0	0-0	0	0.0



# PJ HALL



**FRESHMAN • FORWARD**

**6-10 • 235**

**#24 • SPARTANBURG, S.C.**

**DORMAN HS**



PJ Hall is a 6-10, 235-pound forward from Spartanburg, S.C. and is rated as a four-star prospect according to both ESPN and 247Sports. ESPN ranks Hall No. 60 in its Top 100 for the 2020 signing class. He is rated the No. 1 prospect in South Carolina and 10th at his position nationally. 247Sports lists Hall as their No. 61 overall prospect and the No. 9 player at his position in the country. Rivals ranks him at No. 62 in their Rivals150.

"PJ is a strong, physical post player with a shooting touch that allows him to play both inside and outside. He comes from an outstanding Dorman High School program coached by Thomas Ryan, where he has won back-to-back 5A State Championships. His passion for basketball and willingness to work gives us great excitement about his future at Clemson."

"Family's the most important thing, and that's the reason I fell in love with Clemson University," Hall said. "I went up there and my last visit in the fall was amazing. We were on a visit, but it didn't feel like a visit. It felt like I was a part of the basketball team and a student at the university."

"That was the reason I couldn't say no. Coach Brownell recruited me two years very hard and I can't wait to play for him for the next four."

As a member of Upward Stars (SC), Hall averaged 14.8 points and 4.8 rebounds per game on the adidas Gauntlet in 2019. Hall's best game came against the Atlanta Celtics, scoring 27 points and grabbing 14 rebounds.

Over the course of 14 games, Hall finished 59.1 (81-for-137) percent from the floor and an ultra-impressive 55.8 percent (24-for-43) from three.

PJ chose Clemson over Virginia Tech, Florida, Tennessee, Georgia Tech and South Carolina among others.

## PJ HALL HONORS AND ACCOLADES

### RANKINGS

- » No. 1 ranked player in South Carolina
- » 2019-20 South Carolina Gatorade Player of the Year
- » ESPN ranked four-star prospect (No. 60 in ESPN Top 100, No. 10 power forward in the nation)
- » 247Sports ranked four-star prospect (No. 61 in Top247, No. 9 power forward in the nation)
- » Rivals ranked four-star prospect (No. 62 in Rivals150)



### 2018-19

- » Averaged 14.5 points, 8.2 rebounds and 2.1 blocks per game as a junior
- » USA Today All-South Carolina Team
- » 5A State Champion
- » All-Region
- » All-State
- » Spartanburg Herald Journal First-Team All-Area
- » Chick-Fil-A Classic All-Tournament Team





# LYNN KIDD



Head Coach Brad Brownell and his staff announced the addition of Lynn Kidd (Gainesville, Fla./IMG Academy). Kidd signed a national letter of intent to play for the Tigers and is reclassifying from 2021 to 2020.

The Tigers' 2020 recruiting class finishes ranked 20th in the country and fourth in the ACC with the addition of Kidd, according to 247Sports. Kidd combined with PJ Hall (Spartanburg, S.C./Dorman) and Olivier-Maxence Prosper (Montreal, Canada/NBA Academy) gives the Tigers three of the program's Top 10 all-time rated prospects, according to 247Sports.

"The talent in our program continues to rise and another example of that is our addition of Lynn Kidd," said Brownell. "He is an outstanding front court player with great size and athleticism. Lynn adds to our depth in the front court and will help us defensively with his shot blocking and rebounding. Offensively, he is a very good finisher around the rim and has shown the ability to step out and make high-post jump shots. Our staff looks forward to working with him this season."


Kidd is a 6-10, 230-pound center who is rated as a four-star prospect on 247Sports Composite 2020 rankings. Kidd is currently still listed on ESPN's Top 100 prospect list for the 2021 class (No. 77).

He recently competed at the Power 24 in Georgia, playing for the Showtime Ballers. In four games, Kidd averaged 13.0 points, 7.3 rebounds and 2.0 blocks per game. He quickly rose to become one of the hottest prospects in the country.

Kidd chose Clemson over Miami, Virginia Tech, Wake Forest, Auburn and Florida.



# OLIVIER-MAXENCE PROSPER



**FRESHMAN • GUARD/FORWARD**  
**6-8 • 218**  
**#10 • MONTREAL, QUEBEC CANADA**  
**NBA ACADEMY**



Prosper is a 6-7 versatile forward from Montreal, Quebec, Canada and is rated as a four-star prospect according to 247Sports. He is ranked No. 82 overall and as the No. 15 power forward in the 2020 247Sports Top247.

"O-Max is an athletic forward with the skill set and versatility to play multiple positions at Clemson. He's an extremely hard worker who is dedicated to improving his game. Our coaching staff was impressed by his talent and competitive spirit at such a young age and feels like O-Max has a very bright future in basketball."

"Thank you to Clemson University and Clemson Basketball for giving me the opportunity to be part of the family and providing me with the platform to expand my game. This is only the beginning," Prosper posted the day of his commitment.

Prosper spent last season at Lake Forest Academy in Illinois and transferred to the NBA's Latin American Academy in Mexico City to finish his high school career. He will graduate early and reclassify and join Clemson for the 2020-21 season.

Prosper played for Brookwood Elite (Canada) on the adidas Gauntlet in 2019. He averaged 11.2 points and 4.5 rebounds over six contests. He shot 43.4 percent from the floor. Prosper's best game came against the NY Jayhawks, finishing with 17 points and nine rebounds.

Prosper chose Clemson over California, Stanford and Baylor.

## **OLIVIER-MAXENCE PROSPER HONORS AND ACCOLADES**

- » 247Sports ranked four-star prospect (No. 82 in Top247,
- » No. 15 power forward in the nation)
- » Rivals ranked four-star prospect
- » 3 ranked Canadian in 2020 class by North Pole Hoops
- » MVP of 2019 Biosteel Canadian All-Star Game
- » All-Star Team of 2019 NBA Basketball Without Borders
- » First-Team All-Star of NBA Academy Camp
- » First-Team All-Tournament at the 2019 Caribbean Classic





# MEET THE COACHES



## BRAD BROWNELL

CLEMSON'S ALL-TIME WINNINGEST COACH LED THE TIGERS TO  
A NATION-LEADING THREE TOP-6 RANKED VICTORIES  
IN 2019-20.



# HEAD COACH BRAD BROWNELL



**11TH SEASON AT CLEMSON**  
**19TH SEASON OVERALL**  
**DEPAUW '91**



Brad Brownell enters his 11th season in charge of the Clemson men's basketball program in 2020-21. The Evansville, Ind., native was named the 22nd men's basketball coach at Clemson University on April 13, 2010.

In 10 seasons in Clemson, he has compiled a 185-142 record, which places him first all-time in Clemson coaching history with 185 victories. He has taken the Tigers to the 2018 Sweet 16, 2011 NCAA Tournament and three NIT appearances. He is No. 1 in Clemson coaching history in terms of winning percentage against ACC competition and his 90 wins over ACC teams are the most-ever in program history.

Brownell enters his 19th season overall with a career record of 352-227. Led by Brownell, the Tigers won their first-ever game in Chapel Hill against North Carolina on Jan. 11, 2020. Three days later, the Tigers topped No. 3 Duke and made Brownell the all-time wins leader in Clemson history by passing Cliff Ellis. All told, Clemson won three games last season against Top-6 ranked opponents — leading the country. Prior to the season being cancelled due to COVID-19, the Tigers defeated Miami in the ACC Tournament — ending the season with a victory for the first time since 1950. Following the season, Amir Simms earned All-ACC recognition by being named to the All-ACC Third Team.

The Tigers won 20 games in back-to-back seasons (2017-19) for the first time since 2009-10 and 2010-11. Those 45 combined victories over those two campaigns are the third-most wins in back-to-back seasons in Clemson history. Following the 2018-19 season, two Tigers earned All-ACC recognition with Marquise Reed named to the All-ACC Third Team and Elijah Thomas earning back-to-back nominations to the All-ACC Defensive team.

Clemson turned in a banner season under Brownell in 2017-18 — advancing to just the 12th NCAA Tournament in program history, including the program's fourth Sweet 16. Clemson's 25-10 record tied the school mark for wins in a season. For the remarkable season, Brownell was named National College Coach of the Year by Sports Illustrated. Brownell posted a program record 11 ACC regular season wins in 2017-18, making it the sixth time in program history the Tigers have won 10 or more games in the ACC, and three have now come under Brownell's watch.

Brownell's squad was picked to finish 13th in the ACC Preseason Media Poll and ended up finishing tied for third in the final ACC standings — the largest differential from preseason media poll to postseason seasons finish in league history (since 1970).

The Tigers finished 15-1 at home during the regular season — tying the program mark for most regular season home wins in a single season. The team won 11 ACC regular season games and defeated 10 different ACC teams along the way for the first time in history.

Brownell saw four players earn All-ACC recognition at the end of the season. Marquise Reed earned All-ACC Second-Team, Gabe DeVoe was named All-ACC Honorable Mention and Elijah Thomas was named to the All-ACC Defensive Team. Shelton Mitchell was named second-team All-ACC Tournament. Both Reed and DeVoe were named ACC Players of the Week during the season.

In 2015-16, Brownell's program made a number of strides. The Tigers were 10-8 and finished in a tie for seventh in the ACC, ahead of Final Four participant Syracuse. Clemson defeated four ranked teams, including three in the same week to become the first ACC team to do that in the regular season since Wake Forest in 2003.

Brownell guided the Tigers to a landmark road overtime win over Syracuse on Jan. 5, 2016, before coaching Clemson to wins over Louisville, Duke and Miami all in the same week. Duke and Miami were ranked in the top 10, giving the Clemson program its first back to back wins over top-10 teams since 1975-76. His team added a landmark

victory in 2016-17 at South Carolina, ranked in the top 25 at the time of the meeting. It gave the Tigers a win over an eventual Final Four team for a second straight season.

Brownell coached two-time All-ACC forward Jaron Blossomgame, who was also named 2016 Most Improved Player in the conference by the media and coaches. Blossomgame had a monumental junior campaign, averaging over 20 points per game with the third-highest ACC regular season point total in Clemson history. He finished his career fifth in program history with 1,733 points.

Brownell's 2014-15 team posted an 8-10 mark in the ACC regular season, which included a win at Sweet 16 participant NC State. The Tigers also defeated a pair of NCAA Tournament teams from the SEC, LSU and a top-25 Arkansas squad.

The 2013-14 team finished with a 23-13 record and advanced to New York City for the NIT semifinals. Among Clemson's 23 wins were 10 during conference play, which led to a sixth-place finish in the ACC — no small feat considering the Tigers were predicted to finish 14th by league media in the preseason.

Clemson improved by 10 wins over 2012-13, matching the school record for the best single-season improvement. The Tigers also doubled their conference win total over the previous season, becoming just the fourth team in Clemson history to reach double digit ACC wins.

Clemson won all season long with a stout defense, one that yielded a program ACC era record 58.4 points per game. Brownell and his staff also did it by coaching the ACC's free throw champions, a first for a Tiger team in 61 seasons as a member of the conference. The Tigers' biggest win came at home against No. 13 Duke, a 72-59 victory that proved to be the Blue Devils' largest margin of defeat all season.

Brownell and his staff coached K.J. McDaniels to a terrific individual season. The junior small forward was named first-team All-ACC and was the first Tiger to be named ACC Defensive Player of the Year. He posted top-10 single-season school marks for points (614), blocks (100), free throws made (154), free throw percentage (.842) and minutes played (1,212). McDaniels declared early for the NBA Draft and was selected 32nd overall. He

completed his third NBA season in 2016-17.

In 2012-13, Brownell coached Devin Booker to third-team All-ACC honors.

In 2011-12, Brownell's second team went 16-15 and 8-8 in ACC play — a record fifth straight season the Tigers were .500 or better in conference games. His program defeated three teams that advanced to the NCAA Tournament, including eventual Sweet 16 participant NC State and No. 22 Virginia.

Brownell's team was second in the ACC in scoring defense for a second straight season, yielding just 60.6 points per game. He coached Andre Young, a member of the All-ACC Defensive Team and the conference's leader in steals per game during the 2011-12 regular season.

Academically, the men's basketball program recorded one of its best all-around years under Brownell's leadership in 2011-12. The team had the highest cumulative GPA on record for a semester (3.13) in the fall, also the top GPA among Clemson men's athletic teams. In the spring, four players were named to the All-ACC Academic Team, including Tanner Smith, just the second four-time selection in Clemson history.

Brownell established a Clemson record for wins by a first-year coach in 2010-11 when he led the Tigers to a 22-12 overall record. The Tigers won a first-round NCAA Tournament game over UAB, the program's first tournament victory in 14 years.

Brownell was the only first-year coach to lead his team to an NCAA Tournament win in 2011. He has taken each of his three schools (Clemson, UNC Wilmington, Wright State) to the "Big Dance" in his first year at each stop.

Clemson compiled a 9-7 record during the ACC regular season and with a Senior Day victory over Virginia Tech on March 5, Brownell's squad clinched the No. 4 seed and a first-round bye at the ACC Tournament.

Brownell's 2011 Tigers won an ACC Tournament and NCAA Tournament game in the same season at Clemson for the first time since 1990. His club defeated Boston College 70-47 in the quarterfinals of the ACC Tournament, the second-largest margin of victory in Clemson history at the event.

He coached Demontez Stitt to third-team All-ACC honors in 2011. Stitt went on to be named first-team





# HEAD COACH BRAD BROWNELL

## THE BROWNELL FILE

**Born:** November 15, 1968

**Family:** Wife, Paula, and children, Abby and Kate

**Education:** Earned a bachelor's degree in history from DePauw University in May 1991. Earned a master's degree from University of Indianapolis in May 1994.

**Playing Experience:** Earned three varsity letters at DePauw from 1988-91. Ranks seventh in school history in career assists.

**Assistant Coaching Experience:** Graduate Assistant at the University of Evansville (1991-92); Assistant Coach at the University of Indianapolis (1992-94); Assistant Coach at UNC Wilmington (1994-2002).

**Head Coaching Experience:** UNC Wilmington (2002-06); Wright State (2006-10); Clemson (2010-Present).

### Honors:

- Colonial Athletic Association Coach of the Year, 2002-03 & 2005-06
- Horizon League Coach of the Year, 2007-08
- NABC District 10 Coach of the Year, 2006-07
- Sports Illustrated College Basketball Coach of the Year, 2017-18



All-ACC Tournament as well. Fellow senior Jerai Grant flourished in his lone season under Brownell's teaching. Grant averaged career highs 12.4 points and 6.7 rebounds per game, and was also an All-ACC Defensive Team member.

Prior to Clemson, in his two previous head coaching stops he took the program to a school record number of wins as a Division I member. He had a 25-win season at UNC Wilmington in 2005-06 and a 23-win season at Wright State in 2006-07. He has had 25-win and 23-win seasons at Clemson.

Brownell guided UNC Wilmington to the NCAA Tournament in 2003 and 2006 and Wright State to the NAAs in 2007.

Brownell joined the Clemson family after coaching Wright State to a 20-12 record in 2009-10, with a third straight 12-6 Horizon League record. In four seasons with the Raiders, his teams compiled an overall mark of 84-45, including 49-21 against Horizon League foes.

Brownell's 2007 NCAA Tournament appearance at Wright State was the school's first in 14 seasons. He did it behind the strength of a 15-3 conference record and two wins in the conference tourney.

Brownell coached several standouts at Wright State, including the Horizon League Player of the Year, a first-team selection, an all-league defensive team member and two all-newcomer members in 2007-08. In 2009-10, he coached guard Vaughn Duggins to second-team All-Horizon League honors.

Brownell was the head coach at UNC Wilmington from 2002-03 through the 2005-06 season and posted an 83-

40 record, including a 52-20 mark against conference teams. In his four years at Wright State he posted an a 55-24 record against conference foes (including conference tournament games).

Brownell was named CAA Coach of the Year in 2002-03 and 2005-06 and the Horizon League Coach of the Year in 2007-08. Additionally, Brownell was one of 15 finalists for the Hugh Durham Coach of the Year Award for mid-major programs in 2007 and was the NABC District 10 Coach of the Year. FoxSports.com also named him the Mid-Major Coach of the Year in 2006, his final year at UNC Wilmington.

Brownell began his coaching career as a graduate assistant at Evansville under Jim Crews in 1991-92 and he helped that program to a 24-6 record. He served as an assistant at the University of Indianapolis in 1992-93 and 1993-94.

He then started a 12-year-run at UNC Wilmington, eight as an assistant or associate head coach, and four as the head coach. He was an assistant for the Seahawks from 1994-95 through 2001-02. His final year as an assistant under Jerry Wainwright, UNC Wilmington posted a 23-10 record, including a 17-4 mark versus conference teams (including the CAA Tournament). That team defeated Southern California in the first round of the NCAA Tournament in overtime.

His four-year CAA head coaching record was 61-22, the best league mark during the period. Brownell was twice named the CAA Coach of the Year (2003 and 2006). He coached five All-CAA performers, one CAA Player of the Year in Brett Blizzard, four All-Defensive Team

selections, one Defensive Player of the Year and seven CAA All-Academic honorees.

UNC Wilmington posted a 25-8 mark his final season, 2005-06, including a victory over Final Four participant George Mason, and won the CAA Tournament. The Seahawks lost in overtime to George Washington, 88-85, in the NCAA Tournament that year.

His first UNC Wilmington team (2002-03) won 24 games and won the CAA Tournament. His club lost in the first round of the NCAA Tournament to defending national champion Maryland on a buzzer beater, 75-73.

Brownell, who turns 52 on Nov. 15, 2020 earned three letters at DePauw University, a Division III school in Greencastle, Ind. He ranks seventh in school history with 332 career assists. He led the Tigers in assists three straight seasons, while also leading DePauw in steals as a junior in 1989-90.

Brownell earned his bachelor's degree from DePauw in 1991 and completed his master's degree at the University of Indianapolis in 1994. He is a graduate of Harrison High School in Evansville, where he was a high school teammate of Calbert Cheaney, who later became the National Player of the Year in 1993 at Indiana.

Brownell and his wife, Paula, have two daughters, Abby (21), a student at Clemson, and Kate (19).

## BROWNELL'S YEAR-BY-YEAR HEAD COACHING RECORD

YEAR	SCHOOL	OVERALL	.PCT	CONF.	POSTSEASON
2002-03	UNC Wilmington	24-7	.744	15-3	NCAA, 1st round
2003-04	UNC Wilmington	15-15	.500	9-9	
2004-05	UNC Wilmington	19-10	.655	13-5	
2005-06	UNC Wilmington	25-8	.758	15-3	NCAA, 1st round
2006-07	Wright State	23-10	.697	13-3	NCAA, 1st round
2007-08	Wright State	21-10	.677	12-6	
2008-09	Wright State	20-13	.606	12-6	
2009-10	Wright State	20-12	.625	12-6	
2010-11	Clemson	22-12	.647	9-7	NCAA, 2nd round
2011-12	Clemson	16-15	.516	8-8	
2012-13	Clemson	13-18	.419	5-13	
2013-14	Clemson	23-13	.639	10-8	NIT, Semifinals
2014-15	Clemson	16-15	.516	8-10	
2015-16	Clemson	17-14	.548	10-8	
2016-17	Clemson	17-16	.515	6-12	NIT, 1st Round
2017-18	Clemson	25-10	.714	11-7	NCAA, Sweet Sixteen
2018-19	Clemson	20-14	.588	9-9	NIT, 2nd Round
2019-20	Clemson	16-15	.516	9-11	

### HEAD COACHING SUMMARY

at UNC Wilmington	83-40	.675	52-20
at Wright State	84-45	.651	49-21
at Clemson	185-142	.566	85-93
<b>TOTALS</b>	<b>352-227</b>	<b>.608</b>	<b>186-134</b>

**NOTE:** Conference record is regular season only.

# BROWNELL VS. ALL COMPETITION

Team	UNCW			Wright State			Clemson			TOTAL			OVERALL
	H	A	N	H	A	N	H	A	N	H	A	N	
Akron	-	-	-	-	-	-	-	-	1-0	-	-	1-0	1-0
Alabama	-	-	-	-	-	-	0-1	1-0	-	0-1	1-0	-	1-1
Alabama A&M	-	-	-	-	-	-	1-0	-	-	1-0	-	-	1-0
Alabama-Birmingham (UAB)	-	-	-	-	-	-	-	-	1-0	-	-	1-0	1-0
Alabama State	-	-	-	-	-	-	1-0	-	-	1-0	-	-	1-0
Arizona	-	-	-	-	-	-	0-1	0-1	-	0-1	0-1	-	0-2
Arkansas	-	-	-	-	-	-	1-0	0-1	-	1-0	0-1	-	1-1
Arkansas-Little Rock	-	-	-	1-0	1-0	-	-	-	-	1-0	1-0	-	2-0
Auburn	-	-	-	-	-	-	1-0	0-1	1-0	1-0	0-1	1-0	2-1
Belmont	-	-	-	-	2-0	-	1-0	-	-	1-0	-	2-0	3-0
Boston College	-	-	-	-	-	-	5-1	4-2	2-0	5-1	4-2	2-0	11-3
Bowling Green	-	-	-	0-1	-	-	-	-	-	0-1	-	-	0-1
Bradley	-	-	-	0-1	0-1	-	-	-	-	0-1	0-1	-	0-2
Butler	-	-	1-0	3-2	0-6	-	-	-	-	3-2	0-6	1-0	4-8
Cal State-Fullerton	-	-	-	1-0	1-0	-	-	-	-	1-0	1-0	-	2-0
Campbell	2-0	1-0	-	-	-	-	-	-	-	2-0	1-0	-	3-0
Central Michigan	-	-	-	1-0	0-1	-	-	-	-	1-0	0-1	-	1-1
Chattanooga	-	-	-	-	1-0	-	-	-	-	-	1-0	-	1-0
Chicago State	-	-	-	1-0	0-1	-	-	-	-	1-0	0-1	-	1-1
The Citadel	-	-	-	-	-	-	3-0	1-0	-	3-0	1-0	-	4-0
College of Charleston	0-2	1-1	-	-	-	-	0-1	1-0	-	0-3	2-1	-	2-4
Coastal Carolina	1-0	1-0	-	1-0	0-1	-	1-1	0-1	-	3-1	1-2	-	4-3
Cleveland State	-	-	-	3-1	2-2	-	-	-	-	3-1	2-2	-	5-3
Colgate	-	-	-	-	-	-	1-0	-	-	1-0	-	-	1-0
Colorado	-	0-1	-	-	-	-	-	0-1	-	0-1	0-1	-	0-2
Coppin State	-	-	-	-	-	-	1-0	-	-	1-0	-	-	1-0
Creighton	-	-	-	-	-	-	-	-	-	-	0-1	-	0-1
Davidson	-	-	-	-	-	-	-	2-0	-	-	2-0	-	2-0
Dayton	-	0-1	-	-	-	-	-	-	-	0-1	-	-	0-1
Delaware	4-0	3-1	2-0	-	-	-	-	-	-	4-0	3-1	2-0	9-1
Delaware State	-	-	-	-	-	-	2-0	-	-	2-0	-	-	2-0
Detroit	-	-	-	5-0	4-0	1-0	1-0	-	-	6-0	4-0	1-0	11-0
Drexel	4-0	3-1	2-0	-	-	-	-	-	-	4-0	3-1	2-0	9-1
Duke	-	-	-	-	-	-	3-2	0-5	0-2	3-2	0-5	0-2	3-9
East Carolina	-	0-1	-	-	-	-	1-0	-	-	1-0	0-1	-	1-1
East Tennessee St.	1-0	0-1	-	-	-	-	1-0	-	-	2-0	0-1	-	2-1
Elon	1-0	1-0	-	-	-	-	-	-	-	1-0	1-0	-	2-0
Fairfield	-	0-1	-	-	-	-	-	-	-	0-1	-	-	0-1
Florida	-	-	-	-	-	-	-	1-0	-	-	1-0	-	1-0
Florida A&M	-	-	-	-	-	-	2-0	-	-	2-0	-	-	2-0
Florida State	-	-	-	-	-	-	5-5	2-8	0-2	5-5	2-8	0-2	7-15
Furman	-	-	-	-	-	-	2-0	1-0	-	2-0	1-0	-	3-0
Gardner-Webb	-	-	-	-	-	-	1-0	-	0-1	1-0	-	0-1	1-1
George Mason	3-1	0-4	1-1	-	-	-	-	-	-	3-1	0-4	1-1	4-6
George Washington	-	-	0-1	-	-	-	-	-	-	-	0-1	-	0-1

	UNCW			Wright State			Clemson			TOTAL			
Team	H	A	N	H	A	N	H	A	N	H	A	N	OVERALL
Georgia	-	-	-	-	-	-	1-0	0-1	1-0	1-0	0-1	1-0	2-1
Georgia State	1-0	1-0	-	-	-	-	1-0	-	-	2-0	1-0	-	3-0
Georgia Tech	-	-	-	-	-	-	9-1	6-4	1-1	9-1	6-4	1-1	16-6
Green Bay	-	-	-	5-0	1-3	-	-	-	-	5-0	1-3	-	6-3
Hawaii	-	-	-	-	-	-	-	0-1	-	-	0-1	-	0-1
High Point	-	-	-	-	-	-	2-0	-	-	2-0	-	-	2-0
Hofstra	4-0	2-2	2-0	-	-	-	-	-	1-0	4-0	2-2	3-0	9-2
Illinois	-	-	-	-	-	-	1-0	-	-	1-0	-	-	1-0
Illinois-Chicago	0-1	0-1	-	4-0	3-1	-	-	-	-	4-1	3-2	-	7-3
Illinois State	-	-	-	0-1	0-1	-	-	-	-	0-1	0-1	-	0-2
IPFW	-	-	-	1-0	-	-	-	-	-	1-0	-	-	1-0
Iowa	-	-	-	-	-	-	1-0	-	-	-	1-0	-	1-0
Jacksonville	1-0	1-0	-	-	-	-	-	-	-	1-0	1-0	-	2-0
James Madison	3-0	4-0	1-0	-	-	-	-	-	-	3-0	4-0	1-0	8-0
Kansas	-	-	-	-	-	-	-	-	0-1	-	-	0-1	0-1
LSU	-	-	-	-	0-1	-	-	-	1-0	-	0-1	1-0	1-1
Long Beach State	-	-	-	-	-	-	-	-	1-0	-	-	1-0	1-0
Louisiana-Lafayette	-	-	-	-	-	-	1-0	-	-	1-0	-	-	1-0
Louisville	-	-	-	-	-	-	3-0	0-4	-	3-0	0-4	-	3-4
Loyola	-	-	-	4-0	3-1	-	-	-	-	4-0	3-1	-	7-1
Marist	-	-	-	1-0	0-1	-	-	-	1-0	1-0	0-1	1-0	2-1
Marshall	1-0	1-0	-	1-0	0-1	-	-	-	-	2-0	1-1	-	3-1
Maryland	-	-	0-1	-	-	-	1-1	0-2	-	1-1	0-2	0-1	1-4
Maryland-Eastern Shore	-	-	-	1-0	-	-	-	-	-	1-0	-	-	1-0
Massachusetts (UMass)	-	-	-	-	-	-	-	-	0-2	-	-	0-2	0-2
Mercer	-	-	-	-	-	-	1-0	-	-	1-0	-	-	1-0
Miami (Fla.)	-	-	-	-	-	-	4-2	1-5	1-0	4-2	1-5	1-0	6-7
Miami (Ohio)	-	-	-	1-1	1-1	-	-	-	-	1-1	1-1	-	2-2
Michigan	-	-	-	-	-	-	0-1	-	-	0-1	-	-	0-1
Milwaukee	-	-	-	4-0	0-4	1-0	-	-	-	4-0	0-4	1-0	5-4
Minnesota	-	-	-	-	-	-	-	0-2	-	-	0-2	-	0-2
Mississippi State	-	-	-	-	0-1	-	-	-	0-1	-	0-1	0-1	0-2
Mississippi Valley State	-	-	-	-	-	1-0	-	-	-	-	-	1-0	1-0
Murray State	-	-	-	-	-	1-0	-	-	-	-	-	1-0	1-0
Nebraska	-	-	-	-	-	-	1-1	-	-	1-1	-	-	1-1
Nevada	-	-	-	-	-	-	-	-	1-0	-	-	1-0	1-0
New Mexico State	-	-	-	-	-	-	-	-	1-0	-	-	1-0	1-0
Norfolk State	-	-	-	1-0	-	-	-	-	-	1-0	-	-	1-0
North Carolina	0-1	0-1	-	-	-	-	1-5	1-5	0-1	1-6	1-6	0-1	2-13
North Carolina A&T	-	-	-	-	-	-	1-0	-	-	1-0	-	-	1-0
North Carolina Central	-	-	-	-	-	-	2-0	-	-	2-0	-	-	2-0
NC State	-	0-1	-	-	-	-	6-2	1-6	1-1	6-2	1-7	1-1	8-10
North Texas	1-0	0-1	-	-	-	-	-	-	-	1-0	0-1	-	1-1
Northeastern	1-0	-	1-0	0-1	0-1	-	-	-	-	1-1	0-1	1-0	2-2
Northwestern	-	-	1-0	-	-	-	-	-	-	-	-	1-0	1-0
Notre Dame	-	-	-	-	-	-	1-3	1-3	-	1-3	1-3	-	2-6
Oakland	-	-	-	-	-	-	1-1	-	-	1-1	-	-	1-1
Ohio	-	-	-	-	0-1	-	-	-	1-0	-	0-1	1-0	1-1
Ohio State	-	-	-	-	-	-	-	1-0	-	-	1-0	-	1-0
Oklahoma	-	-	-	-	-	-	-	-	0-1	-	-	0-1	0-1
Old Dominion	0-3	0-4	-	-	-	-	-	-	0-1	0-3	0-4	0-1	0-8
Oral Roberts	-	-	-	-	-	1-0	-	-	-	-	-	1-0	1-0
Pittsburgh	-	-	-	-	0-1	-	3-1	4-1	-	3-1	4-1	0-1	7-3
Portland State	-	-	-	-	-	1-0	-	-	-	-	-	1-0	1-0
Presbyterian	-	-	-	1-0	-	-	3-0	-	-	4-0	-	-	4-0
Robert Morris	-	-	-	-	-	-	1-0	-	-	1-0	-	-	1-0
Rutgers	-	-	-	-	-	-	0-1	-	1-0	0-1	-	1-0	1-1
St. Bonaventure	-	-	-	1-0	1-0	-	-	-	-	1-0	1-0	-	2-0
Samford	-	-	-	-	-	1-0	1-0	-	-	1-0	-	1-0	2-0
Sam Houston State	-	-	-	1-0	0-1	-	1-0	-	-	2-0	0-1	-	2-1
Savannah State	-	-	-	-	-	-	1-0	-	-	1-0	-	-	1-0
Seton Hall	-	-	-	-	-	-	-	-	1-0	-	-	1-0	1-0
South Carolina	-	-	-	-	-	-	2-3	3-2	-	2-3	3-2	-	5-5
SC State	-	-	-	-	-	-	4-0	-	-	4-0	-	-	4-0
South Florida	-	-	-	-	-	1-0	-	-	-	-	-	1-0	1-0
Southern Illinois	-	-	-	-	-	-	-	-	1-0	-	-	1-0	1-0
Southern Methodist (SMU)	-	-	-	-	-	-	-	-	0-1	-	-	0-1	0-1
Stetson	-	-	-	-	-	-	1-0	-	-	1-0	-	-	1-0
Syracuse	-	-	-	-	-	-	3-1	1-3	-	3-1	1-3	-	4-4
Temple	-	-	-	-	-	-	-	-	1-1	-	-	1-1	1-1
Texas Christian (TCU)	-	-	-	-	-	-	-	-	1-0	-	-	1-0	1-0
Texas-El Paso (UTEP)	-	-	-	-	-	-	-	-	1-1	-	-	1-1	1-1
Texas-San Antonio	1-0	1-0	-	-	-	-	-	-	-	1-0	1-0	-	2-0
Texas Southern	-	-	-	-	-	-	2-0	-	-	2-0	-	-	2-0
Texas Tech	-	0-1	-	-	-	-	-	-	-	-	0-1	-	0-1
Toledo	-	-	-	1-0	1-0	-	-	-	-	1-0	1-0	-	2-0
Towson	4-0	2-1	-	-	-	-	-	-	-	4-0	2-1	-	6-1
UNC Asheville	2-0	1-0	-	-	-	-	1-0	-	-	3-0	1-0	-	4-0
UNC Greensboro	-	-	-	-	-	-	1-0	-	-	1-0	-	-	1-0
UNC Wilmington	-	-	-	-	-	-	1-0	-	-	1-0	-	-	1-0
USC Upstate	-	-	-	-	-	-	1-0	-	-	1-0	-	-	1-0
UTSA	-	-	-	-	-	-	1-0	-	-	1-0	-	-	1-0
Valparaiso	-	-	-	3-1	2-1	0-1	-	-	-	3-1	2-1	0-1	5-3
Virginia	-	-	-	-	-	-	2-4	0-7	0-1	2-4	0-7	0-1	2-12
Virginia Commonwealth (VCU)	4-0	2-2	0-1	-	-	-	-	-	-	4-0	2-2	0-1	6-3
Virginia Military (VMI)	-	-	-	-	-	-	1-0	-	-	1-0	-	-	1-0
Virginia Tech	-	-	-	-	-	-	5-2	1-6	0-1	5-2	1-6	0-1	6-9
Wake Forest	-	-	-	-	0-1	-	8-0	4-2	-	8-0	4-3	-	12-3
Washington	-	-	-	-	0-1	-	-	-	-	-	0-1	-	0-1
Western Carolina	-	-	-	-	-	-	2-0	-	-	2-0	-	-	2-0
West Virginia	-	-	-	-	-	-	-	-	0-1	-	-	0-1	0-1
Wichita State	-	-	-	-	-	-	0-1	-	-	0-1	-	-	0-1
William & Mary	4-0	3-1	-	-	-	-	-	-	-	4-0	3-1	-	7-1
Winthrop	-	-	-	-	-	-	1-1	-	-	1-1	-	-	1-1
Wisconsin	-	0-1	-	-	-	-	-	-	-	-	0-1	-	0-1
Wofford	-	-	-	-	-	-	2-0	-	-	2-0	-	-	2-0
Wright State	-	-	-	-	-	-	1-0	-	-	1-0	-	-	1-0
Wyoming	-	1-0	-	-	-	-	-	-	-	-	1-0	-	1-0
Xavier	-	-	-	-	-	-	-	-	0-1	-	-	0-1	0-1
Yale	-	-	-	-	-	-	0-1	-	-	0-1	-	-	0-1
Youngstown State	-	-	-	-	4-0	3-1	-	-	-	4-0	3-1	-	7-1
TOTALS	44-8	29-28	10-4	50-9	24-34	10-2	125-45	35-73	25-24	219-62	88-135	45-30	352-227



# ASSISTANT COACH DICK BENDER



**9TH SEASON AT CLEMSON**  
**35TH SEASON OVERALL**  
**WESTERN MARYLAND '86**

## THE BENDER FILE

**Born:** Donald Richard Bender on Feb. 1, 1963 in Grantsville, Md.

**Education:** Earned bachelor's degree from Western Maryland in sociology in 1986. Earned master of arts degree from DePauw University in teaching in 1989.

**Playing Experience:** Earned two varsity letters as a player at Western Maryland. Was named team MVP as a senior in 1986 and ranked third in the nation in Division III in free throw percentage that season.

**Coaching Experience:** Assistant coach at DePauw, 1987-91. Assistant coach at Radford, 1991-97. Assistant coach at Indiana State, 1997-2001. Associate head coach at Indiana State, 2001-07. Assistant coach at Tulane, 2007-10. Director of basketball operations at Clemson, 2010-14. Assistant coach at College of Charleston, 2014-16. Assistant coach at Clemson, 2016-Present.

Dick Bender, Clemson's director of men's basketball operations from 2010-14, returned to the program as an assistant coach for the Tigers in the summer of 2016. Bender worked two seasons as an assistant coach under Earl Grant, who left Clemson in 2014 to take the head coaching position at College of Charleston. Bender enters his fifth season as an assistant in 2019-20. Bender brings 35 years of collegiate coaching and administration experience, including 34 at the Division I level.

Bender has had a positive effect on Clemson's lead guards in his first three seasons back on staff. Marcquise Reed emerged as a top scoring threat for the Tigers in 2017-18 — leading the team with 15.8 points per contest, while adding 116 assists (second on the squad). Reed upped that averaged to nearly 20.0 points per game in 2018-19, while becoming a 1,000-point scorer in a Tiger uniform. Reed made second-team All-ACC in 2017-18 and third-team All-ACC in 2018-19. Shelton Mitchell made second-team All-ACC Tournament. He was the Tigers' second-leading scorer and posted over 100 assists in his first season at Clemson, while upping his points-per-game to a career-high 12.2 and finished with a team-best and career-high 119 assists in 2017-18. Combined with All-NCAA Regional selection Gabe DeVoe, the Tigers won 25 games in 2017-18.

Avry Holmes led the ACC in three-point shooting percentage in 2016-17 and Bender saw the Tigers win 17 games in his first season, including a 62-60 thriller at South Carolina, a team that went on to the Final Four.

In two seasons at Charleston, Bender helped orchestrate an eight-win improvement overall from 2014-15 to 2015-16. The Cougars went 17-14 in Bender's second season on staff, with an 8-10 record in the Colonial Athletic Association. Six of the Cougars' players earned postseason honors, including Cameron Johnson, an All-CAA Third Team and All-Defensive Team selection.

Bender served as Clemson's operations director in Brad Brownell's first four seasons, 2010-14. During that stretch, the program compiled a 74-58 record and advanced to the postseason on two occasions, including the 2011 NCAA Tournament. In 2013-14, he was part of a staff that saw the Tigers improve their overall record by 10 wins and advance to the semifinals of the NIT.

In his first season at Clemson, Bender was an important part of the staff that led the Tigers to a 22-12 final record in 2010-11. Clemson was the No. 4 seed in the ACC Tournament with a 9-7 record. The Tigers advanced to the NCAA Tournament for a record fourth straight season and won their first-round game over UAB, 70-52, in Dayton, Ohio.

He began his collegiate coaching career at DePauw in 1987 under the late Royce Waltman. He helped the Division III Tigers to an outstanding four-year overall record of 80-30 and to a national runner-up finish in the 1990 NCAA Tournament. One of the players he coached was Brownell.


After his stint with DePauw, Bender served as an assistant coach under Ron Bradley at Radford from 1991-97. The Highlanders compiled the top conference record and non-conference record of all the teams in the Big South during Bender's six seasons with the program.

Bender was reunited with Waltman as part of the staff at Indiana State and coached with the Sycamores for 10 seasons from 1997-07. He helped ISU to consecutive 20-win seasons and NCAA Tournament appearances in

1999-00 and 2000-01. The Sycamores went on to upset No. 4 seed Oklahoma, 70-68, in the first round of the 2001 NCAA Tournament.


The native of Grantsville, Md., graduated from Western Maryland in 1986 and earned a master's degree from DePauw in 1989. He was a two-year letterman and team MVP at Western Maryland. He was third in the nation in 1985-86 in free throw accuracy for Division III players with a 91 percent clip.

Bender and his wife, Beth, have two sons, Dalton and Dillon.





# ASSISTANT COACH ANTONIO REYNOLDS DEAN



**4TH SEASON AT CLEMSON**  
**10TH SEASON OVERALL**  
**RHODE ISLAND '99**

Antonio Reynolds Dean enters his fourth season on Brad Brownell's staff at Clemson after most recently serving as an assistant coach with the University of Rhode Island's 2017 Atlantic 10 Championship team.

Reynolds Dean primarily works with the Tiger bigs and Clemson has seen considerable production from that area in his three seasons on the court. Aamir Simms has thrived under Reynolds Dean, most notably his jump in production from 2018-19 to 2019-20. Simms averaged career-highs in points (13.0), rebounds (7.2) and led the team in points, rebounds, assists and blocks, while earning All-ACC Third-Team honors.

Elijah Thomas flourished under Reynolds Dean, averaging nearly a double-double with 10.7 points and 8.1 rebounds per game in 2017-18 and adding a terrific senior season with 13.1 points and 7.9 rebounds per game. Thomas also led the team in blocks with 79 in 2017-18 and 74 in 2018-19 en route to being named to the ACC All-Defensive Team in back-to-back seasons.

Thomas finished his career tied for fourth in blocks per game (1.95) and eight in total blocks (181). He posted 18 of his 20 career double-doubles under the tutelage of Reynolds Dean.

Aamir Simms improved over his freshman season into his sophomore campaign, doubling his points per game (8.1) and increasing his rebounds per game by over 1.5 rebounds per contest.

Simms shined in his freshman debut, taking over for the injured Donte Grantham in the starting lineup. Simms provided sparks on offense and defense averaging 3.7 points and 3.2 rebounds while swatting 29 shots. Reynolds Dean and his post players helped Clemson to a 25-10 record, including 12 wins over ACC opponents his first season.

Reynolds Dean helped the Rams to a 25-10 record and the 2017 NCAA Tournament where they defeated Creighton and lost by just three points to eventual Final Four team Oregon.

He is the only person in Rhode Island men's basketball history to play on, and coach on an Atlantic 10 Conference championship team. He was a starter on the Rams 1999 team that won the title with a two-point win over a Temple team coached by Hall of Fame mentor John Chaney.

Reynolds Dean was inducted into the University of Rhode Island Athletic Hall of Fame in 2015. The native of Atlanta, Ga. finished his college career as one of just three players in program history to tally at least 1,000 points and 1,000 rebounds, finishing his career from 1995-99 with 1,576 points (11th-best) and 1,028 boards (3rd-best). He averaged double figures all four years of his career and played in 131 games.

Reynolds Dean also ranks third all-time in blocked shots (235) and career games played (131). The Atlantic 10 Rookie-of-the-Year in 1995-96 also earned a spot on the A-10's All-Defensive team in 1996-97. He was a third-team All-Atlantic 10 selection in 1998-99.

A member of one of the winningest classes in program history, his Rhode Island teams reached postseason play three times. His career was highlighted by a run to the 1998 NCAA Elite Eight that included a victory over then No. 1 ranked Kansas. A two-point loss to Stanford ended the Rams run in the regional final.

As a senior, Reynolds Dean was part of URI's 1999 Atlantic 10 Tournament championship – the first A-10 tourney title in school history. He played two years under Al Skinner and two years under Jim Harrick at Rhode Island.

Reynolds Dean spent nine years playing professional

basketball. After beginning his pro career with the Dakota Wizards of the International Basketball Association, he was named the league's Rookie of the Year in 1999-2000. Reynolds Dean played throughout Europe and Argentina professionally.

Reynolds Dean began his coaching career as director of basketball operations at Fairfield in 2008-09 under Ed Cooley, now the head coach at Providence.

He began his career as a full-time assistant coach at Northeastern in 2009-10. He served under Head Coach Bill Coen for five seasons. Northeastern won 20 games overall, finished 14-4 in conference play, and reached the NIT in 2010 and 2013.

In 2014-15, Reynolds Dean moved to the College of Charleston where he worked under former Clemson assistant Earl Grant. Current Clemson assistant Dick Bender was also on that staff. Reynolds Dean then returned

## THE REYNOLDS DEAN FILE

**Born:** Antonio Reynolds Dean on March 11, 1977 in Atlanta, Ga.

**Education:** Earned bachelor's degree from Rhode Island in 1999. Earned master's degree in sports leadership from Northeastern in 2012.

**Playing Experience:** Finished as one of the best post players in Rhode Island history. One of just three players in program history to tally 1,000 points and rebounds. Earned A-10 Rookie of the Year in 1995-96 and a spot on the A-10's All-Defensive Team in 1996-97. Member of A-10 Tourney title team in 1999 and earned third-team all-conference in 1998-99.

**Coaching Experience:** Director of Basketball Operations at Fairfield, 2008-09. Assistant coach at Northeastern, 2009-14. Assistant coach at College of Charleston, 2014-15. Assistant Coach at Rhode Island, 2015-17. Assistant Coach at Clemson, 2017-present

to his alma mater for the 2015-16 and 2016-17 seasons.

Reynolds Dean earned his bachelor's degree in education with an emphasis in human development and family studies from Rhode Island in 1999. In 2012, he added a master's degree in sports leadership from Northeastern. He is the proud father of two daughters, Jasmine and Naomi.





# ASSISTANT COACH ANTHONY GOINS

## THE GOINS FILE

**Born:** Anthony Goins on July 12, 1986 in Jacksonville, N.C.

**Education:** Earned bachelor's degree from St. John's in 2008.

**Playing Experience:** Oscar Smith High School (2000-2004), St. John's practice player (2004-08)

**Coaching Experience:** Assistant Coach Salisbury Prep School (Conn.), 2010-13. Assistant Coach at Dartmouth, 2013-14. Assistant Coach at Yale, 2014-17. Assistant Coach at Quinnipiac, 2017-19. Assistant Coach at Clemson, 2019-present.



**2ND SEASON AT CLEMSON**  
**8TH SEASON OVERALL**  
**ST. JOHN'S '08**

Anthony Goins, previously of Quinnipiac University, was named Clemson University men's basketball assistant coach, announced by head coach Brad Brownell on June 11, 2019.

Goins enters his second season on Brownell's staff, working primarily with point guards.

Goins spent the previous two seasons on Baker Dunleavy's staff at Quinnipiac, helping lead the Bobcats to a 16-15 record (11-7 MAAC) and its first winning season since 2013-14. The Bobcats earned a postseason appearance for just the fifth time program history playing in the opening round of the CollegeInsider.com Postseason Tournament (CIT).

"Anthony is a very smart, hard-working young coach with a bright future in this business," said Brownell. "He is a passionate and determined recruiter who excels at building meaningful relationships with the players he coaches. He loves coaching the game of basketball and will bring a tremendous amount of positive energy to our program."

"I am extremely humbled to join such an incredible University and program," said Goins. "I'm thankful to Quinnipiac basketball, but can't wait to get to work with the players, Coach Brownell and the amazing staff he has put together. It's an exciting time for Clemson basketball and I look forward to bringing more Clemson Grit."

Goins joined the Bobcats after four very successful seasons at Yale under head coach James Jones, where the Bulldogs averaged over 20 wins per season (82-42). During that stretch was the most historic season in school history in 2015-16. The Bulldogs set school records for most wins in a season (23-7), best home record (12-0) and best Ivy League record (13-1). Yale won the Ivy League title for the second-straight season and reached the NCAA Tournament for the first time in 54 years.

After receiving a No. 12-seed, Yale went on to defeat fifth-seeded Baylor in the first round, the first NCAA Tournament victory in Yale basketball history.

Prior to the Bulldogs historic campaign, Goins helped Yale, in just his second season, win its first Ivy League title since 2001-02 and reach 22 wins for the first time since 1948-49. Among those 22 victories was a win over defending National Champion Connecticut and an 11-3 league record.

During his time in New Haven, Goins assisted with the development of the guards, prepared numerous scouting reports and was vital to the Bulldogs in recruiting. Under his tutelage, the Bulldogs have had two guards named First-Team All-Ivy (Javier Duren, 2015; Makai Mason, 2016) and one named to Honorable Mention (Nick Victor).

Goins came to Yale via Dartmouth where he spent the 2013-14 season. He helped the Big Green to 12 wins (the highest total for the program in 15 years).

For three years prior to Dartmouth from 2010-13, Goins served as an assistant coach for Salisbury Prep School in Connecticut, which compiled a 64-18 record.

Goins is a 2008 St. John's graduate with a degree in sports management. While at St. John's he served as a practice player for the men's team and helped with women's practices as well.

Anthony's original roots are in Greensboro, N.C., and he attended Oscar Smith High School in Chesapeake, Va.





# DIRECTOR OF OPERATIONS MATT BUCKLIN



**3RD SEASON AT CLEMSON**  
**9TH SEASON OVERALL**  
**GEORGIA '12**

## THE BUCKLIN FILE

**Born:** Matthew Thomas Bucklin on June 13, 1990 in Marietta, Ga.

**Education:** Earned bachelor's degree in marketing from Georgia in 2012. Earned master's degree in sport management from Georgia in 2014.

**Experience:** Graduate assistant at Georgia, 2012-14. Operations coordinator at Georgia, 2014-18. Director of Operations at Clemson, 2018-present.

Matt Bucklin enters his third season on the Clemson men's basketball staff as director of operations. Bucklin served as Georgia's operations coordinator for the past four seasons after serving two years as a graduate assistant on former Bulldog head coach Mark Fox's staff.

The Marietta, Ga., native served as a graduate assistant with the Bulldogs for two seasons from 2012-14 and was then promoted to operations coordinator in July 2014. Bucklin directed a number of tasks, including coordinating players' day-to-day schedules and their academic performance, as well as assisting with the program's on-campus recruiting efforts, summer camps and community outreach.

Bucklin played four seasons (2009-12) for Georgia as a reserve point guard. He originally joined the team as a walk-on before being awarded a scholarship for his junior and senior seasons. Bucklin played in 26 contests during his career and earned his first career start for the Bulldogs in his final home game of his senior season against South Carolina.

During his playing career, Bucklin earned a number of accolades for his work off the court. Most prominent among them included being a four-time member of the SEC Academic Honor Roll, a member of the 2012 SEC Community Service team for men's basketball and a 2012 member of the UGA Student-Athlete Advisory Council.

Bucklin is married to the former Morgan Wietzke, and are the proud parents of their daughter Blair.





# STRENGTH & CONDITIONING COACH JUSTIN McCLELLAND



**1ST SEASON AT CLEMSON  
8TH SEASON OVERALL  
EASTERN UNIVERSITY '11**

## THE McCLELLAND FILE

**Born:** Justin McClelland on Nov. 19, 1989.

**Education:** Earned bachelor's degree in exercise science from Eastern University in 2011. Earned master's degree in performance enhancement and injury prevention from California University of Pennsylvania in 2015.

**Experience:** Eastern University, 2013-14. Germantown Academy, 2013-15. Villanova Men's Basketball, 2011, 2014-15. Florida Men's Basketball, 2015-16. East Carolina Men's Basketball, 2016-17. Florida Women's Basketball, 2017-20. Clemson Men's Basketball, 2020-present.

Justin McClelland was hired as director of men's basketball strength and conditioning at Clemson University on August 18, 2020.

"I'm excited to welcome Justin to our staff," said Brownell. "He has been mentored by some outstanding coaches in the strength and conditioning field. Having played college basketball, Justin understands how to utilize the weight room in a way that translates to better performance on the court."

McClelland arrives in Clemson with a vast array of experience in the field, immediately after spending the previous two seasons working with the Florida Gators women's basketball, women's tennis and women's golf programs.

"This opportunity has been a goal driven vision of mine that has now become a reality," said McClelland. "I am grateful to all those that have helped guide and prepare me for this stage. I would like to thank Coach Brownell, his staff and players for entrusting me with this position and welcoming me into the Tiger Family. It is an incredible blessing and I am highly motivated to get to work and capitalize on it."

"This program has an authentic culture driven towards success both on and off the court. My wife and I couldn't be more excited and proud to be Clemson Tigers."

While at Florida, he designed and implanted year-round strength, speed and conditioning workouts, while also guiding each student-athlete through individual training programs to enhance strength as well as explosive power, speed, agility, endurance, coordination, balance and flexibility.

"Our strength and conditioning program will provide quality training and detailed coaching. What we do will be significant, but how we do it will be essential," said McClelland. "Our goal will be to produce a mentality of resilience and a physical advantage that transfers onto the court."

During the 2015-16 season, McClelland served as an assistant strength and conditioning coach with the men's basketball program. He assisted in the development and implementation of year-long periodization sport specific training/conditioning programs for men's basketball, tennis and golf programs.

Prior to his time in Gainesville, McClelland served as an assistant for one season with the East Carolina men's basketball program (2016-17), one season with the Villanova men's basketball program (2014-15) and also served as an intern during the spring of 2011, director of strength and conditioning at Germantown Academy (2013-15), Eastern University (Spring of 2013, 2014).

McClelland graduated with his B.S. in exercise science in 2011 from Eastern University, while earning his M.S. in exercise science and health promotion with a concentration in performance enhancement and injury prevention from California University of Pennsylvania in 2015.

McClelland is originally from Naugatuck, Conn.

### Professional Organizations and Certifications:

Certified Strength and Conditioning Specialist (SCSC) September 2013 – present

USA Weightlifting Sports Performance Coach (USAW – L1SP) June 2014 – present

NASM Performance Enhancement Specialist (PES) November 2015 – present

American Heart Association First Aid/CPR/AED for the Professional Rescuer, May 2010 – present

Certified Specialist in Speed and Explosion (CSSE)

through NASE, February 2015 – present

American Council of Exercise (ACE) Personal Trainer Certification) June 2012 – present





# SPECIAL ASSISTANT TO THE HEAD COACH MARTY SIMMONS



## MARTY SIMMONS

**SPECIAL ASSISTANT TO THE  
HEAD COACH  
3RD SEASON AT CLEMSON  
EVANSVILLE '88**

Marty Simmons was appointed as a special assistant to the head coach on Brad Brownell's Clemson basketball staff in August 2018. Simmons, one of the top players in Evansville program history, served the previous 11 seasons as head coach at his alma mater.

Simmons compiled a record of 184-175 across 11 seasons at Evansville. He led the Aces to the postseason on five occasions and won the 2015 CollegeInsider.com Tournament (CIT).

Simmons' success at his alma mater was recognized by his peers in the Missouri Valley Conference – earning Coach of the Year honors three times.

Prior to his return to Evansville in 2007, Simmons served as head coach for five years at Division II Southern Illinois University-Edwardsville, where he took over a program that had not won 10 games since 1999 and led the Cougars to 23 wins in 2005 and 25 in 2006. SIUE reached the NCAA Tournament in 2005 for the first time in 15 years, and Simmons was chosen as Great Lakes Valley Coach of the Year. His 2006 squad did even better, winning three games in the NCAA Division II Great Lakes Regional Championships and advancing to the Elite Eight. SIUE appeared in the national rankings 16 weeks.

A native of Lawrenceville, Ill., Simmons led Lawrenceville High School to back to back Class A state championships and became one of the most celebrated players in Illinois prep history. Affectionately known as 'Mule,' his 2,986 career points were the third most in Illinois history when he graduated in 1983.

Simmons played at Lawrenceville for Ron Felling, who went on to become an assistant coach at Indiana University. Simmons himself spent his first two years of college at Indiana. As a freshman, he was a key player on I.U.'s final eight team in the 1984 NCAA Tournament. The 1985 team at Indiana finished as runnerup in the National Invitation Tournament (NIT). It was during Indiana's NIT run in 1985 when Indiana University assistant coach Jim Crews was chosen as Evansville's head coach. Two months later, Simmons transferred to Evansville.

Already designated as the Aces' team captain while sitting out his redshirt season, Simmons immediately helped turn around the UE program when he became eligible in 1986-87. He averaged 22.4 points as a junior and led Evansville to a first place tie in the Midwestern Collegiate Conference. As a senior, he finished sixth in the nation in scoring at 25.9, and finished ninth in balloting for the Associated Press College Basketball Player of the Year. He led the Aces to a 21-8 record in 1988 and a first-round win over Utah in the NIT. It was Evansville's first post-season appearance since 1982, and UE's first post-season win at the Division I level. A first team all-MCC player in both of his seasons at UE, Simmons scored 750 points as a senior, the fourth most in school history. Despite playing only two seasons at Evansville, he ranks 22nd with 1,265 points.

Simmons played one season for the LaCrosse Catbirds of the Continental Basketball Association, in 1988-89, and made the World Basketball League all-star team the following year while playing for the Illinois Express. He returned to the University of Evansville in 1990 as restricted earnings coach on Coach Crews's staff, and remained in that position until taking the head coaching

job in 1996-97 at Division III Wartburg (Iowa) College. Simmons returned to the University of Evansville the next season as a full-time assistant coach, and stayed at UE until taking the Southern Illinois-Edwardsville coaching job in April, 2002.

With Simmons on the staff, the Aces reached the NCAA Tournament in 1992, 1993 and 1999, and the NIT in 1994. In addition, they won two MCC and one MVC regular season titles, and two post-season conference tournaments. As recruiting coordinator, he brought in eight players who went on to play professional basketball, and every senior coached by Simmons received his undergraduate degree. He was inducted into the Illinois Basketball Coaches Association Hall of Fame in 1994, and the University of Evansville Athletics Hall of Fame in 1997. Simmons received his bachelor's degree in business administration from UE in 1987, and his master's in business administration in 1993.

Marty and his wife, Angie, have four children: Brittany, Kelsey, Blake, and Cole.





# DIRECTOR OF PLAYER DEVELOPMENT TERRELL MCINTYRE



the MVP of the Italian League Finals (2008-09-10). His number-five was retired by Montepaschi Siena of the Italian League, just the third number retired by that franchise.

He returned to Clemson after the conclusion of his playing career and finished his undergraduate requirements in May 2015.

Terrell and his wife Christy have two children, daughter Siena and son Emory.

Former Clemson Hall of Fame basketball player Terrell McIntyre joined Brad Brownell's staff as Director of Player Development in 2017.

McIntyre played for the Tigers from 1995-99 and was a three-time All-ACC guard. He played on three NCAA Tournament teams, including the 1997 team that advanced to the Sweet 16 and finished with a program best No. 8 national ranking in the USA Today poll.

His senior year when he led the ACC in scoring, Clemson won 20 games and reached the finals of the NIT.

McIntyre ranks second in Clemson history in career scoring (1,839), second in three-point goals (259), third in assists (577) and fourth in steals (194). He was a four-time team MVP or Co-MVP. He was inducted into the Clemson Athletic Hall of Fame in 2007, and was named to the program's 100-Year Anniversary team in 2012.

McIntyre went on to a 12-year professional career in Europe. Over his career he played on four Italian League Championship teams that won the Italian Cup Championship in 2009 and 2010. He was the MVP of the Italian League in 2007 and 2009.

The native of Raeford, N.C. also made the All-Euroleague first-team in 2007 and 2009. Three times he was





# SUPPORT STAFF



**BRAD CROWE**  
SPORTS MEDICINE  
5TH SEASON AT CLEMSON  
GRAND VALLEY STATE '10

Brad Crowe enters his fifth season as the athletic trainer for men's basketball at Clemson in 2020-21. He joined Brad Brownell's staff over the summer of 2016.

Crowe joined the Tigers after four years at Mercer University in Macon, Ga., where he worked with men's and women's cross country and track & field in addition to

his men's basketball responsibilities.

During his time at Mercer, the Bears made four post-season appearances, including a trip to the 2014 NCAA Tournament. That season, Mercer knocked off Duke by a score of 78-71 in the second round of the tournament.

Crowe spent two years as a graduate assistant athletic trainer at Louisiana Tech University from 2010-12, where his primary job involved working with men's basketball. He earned a master's degree in May 2012 in kinesiology and sports performance. Crowe earned his bachelor's degree in movement science from Grand Valley State University in Michigan in May 2010.

Crowe is a certified member of the National Athletic Trainers' Association (NATA) and is a CPR/AED professional rescuer.



**AMIT TAILOR**  
VIDEO COORDINATOR  
5TH SEASON AT CLEMSON  
ILLINOIS '08

Amit Tailor enters his fifth season as video coordinator for men's basketball in 2020-21. He carries several

years of experience to the position, including stints with Santa Clara and Florida men's basketball.

Tailor got his start in basketball through various roles with the Chicago Bulls and New York Knicks in 2012, before landing an assistant video coordinator position with Billy Donovan's Florida Gators in August 2013.

Tailor was responsible for coaches film breakdown for two seasons in Gainesville, helping Florida to a Final Four berth in 2014. He then spent the 2015-16 season as video assistant & analytics coordinator at Santa Clara. Most recently, Tailor was video coordinator for Ole Miss women's basketball over the summer of 2016.

He has extensive experience with USA Basketball, assisting with analytics, film breakdown, drills and day to day operations since June 2014.

Tailor earned a bachelor's degree in chemistry from the University of Illinois in 2008, and a master's degree from Yale University in 2010.

Tailor is married to the former Rekha Wadhwa.



**AARON DUNHAM**  
Major Gifts Officer



**MILT LOWDER**  
Sports Psychologist



**OWEN GODFREY**  
Ticket Operations



**MIKE MONEY**  
Marketing & Game Management



**GRAHAM NEFF**  
Sport Supervisor/Deputy AD



**KYLE SHIELDS**  
Premium Seating



**BEN WINTERROWD**  
Communications/SID



**KYLEN BUTLER**  
Graduate Manager



**AARON STEVENS**  
Graduate Manager



**JAKE CEROTA**  
Head Student Manager



**THOMAS BOCKHORST**  
Student Manager



**JOEL DANCE**  
Student Manager



**LUKE FERRELL**  
Student Manager



**DEVIN FOSTER**  
Student Manager



**JOHNNY HEIJER**  
Student Manager



**JACK NAUSEEF**  
Student Manager



# PRESIDENT JAMES P. CLEMENTS



**@CLEMSONPREZ**  
**CLEMSON.EDU/PRESIDENT**  
**MARYLAND-BALTIMORE COUNTY '85**

Jim Clements became Clemson University's 15th president on Dec. 31, 2013 after serving as president of West Virginia University. Since his arrival, the value of the Tiger Paw has never been higher, driven by the university's elevated academic reputation and the exposure from Clemson University's athletic success on the national stage.

Under Clements' leadership, Clemson has raised the bar in admissions, enrollment, research, diversity, graduation and retention rates. Clements has also led the way in helping to raise more than \$1 billion in private funds since he arrived at Clemson. In addition, the campus is currently undergoing the largest construction boom in the history of the university.

Clements is a nationally recognized leader in higher education who has served as president of a university in three different athletic conferences, Big East Conference, Big 12 Conference and Atlantic Coast Conference, where he served as the 2016-17 chair of the ACC Council of Presidents.


He currently serves on the board of directors of the American Council on Education, the executive committee for the Council of Competitiveness and the Business

## UNDER CLEMENTS' LEADERSHIP

- He has led commencement ceremonies for more than 40,000 graduates.
- Undergraduate applications have increased 54 percent.
- Freshman ACT and SAT scores are at an all-time high.
- Clemson has raised more than \$1 billion so far, resulting in record-breaking fundraising every year.
- The value of Clemson Foundation Endowment has increased by 46 percent.
- Total research awards have increased 90 percent to \$215 million annually.
- Clements achieved and then was re-affirmed Carnegie R1 highest research activity.
- ClemsonForward strategic plan was launched.

Higher Education Forum. Clements previously served as Chair of the Board for the Association of Public & Land-Grant Universities.

He holds a Bachelor of Science degree in computer science as well as a master's degree and Ph.D. in operations analysis from the University of Maryland-Baltimore County. Clements also holds an M.S. degree in computer



science from Johns Hopkins University's Whiting School of Engineering and was awarded an honorary degree as doctor of public education from his alma mater, UMBC.

Clements' "Successful Project Management" book is now in its seventh edition and has been published in multiple languages and used in numerous countries.

Clements was born in Arlington, Va., but spent the majority of his life in Maryland before relocating to West Virginia and then Clemson. He and his wife, Beth, have been married for 29 years and have four children, Tyler, Hannah, Maggie and Grace; two sons-in-law, Tanner Coombs and Max Kinser; a daughter-in-law, Margot Murray Clements and a grandson, Cannon Coombs.




THE CLEMENTS FAMILY - JIM AND WIFE, BETH, ALONG WITH (FROM LEFT TO RIGHT) SON-IN-LAW, TANNER, AND CHILDREN, MAGGIE, HANNAH, GRACE AND TYLER.

HOWARD'S



# DIRECTOR OF ATHLETICS DAN RADAKOVICH



**@CLEMSONDRA**  
**8TH SEASON AT CLEMSON**  
**INDIANA (PA.) '80**

Director of Athletics Dan Radakovich is in his eighth full academic year at Clemson after being named to the post on Dec. 1, 2012. He has helped lead Clemson to new heights in nearly every area, which includes program records for GPA, GSR and APR, two College Football Playoff national championships, more than \$170 million in facility upgrades around the athletic district and more than doubling department revenue.

Radakovich has led Clemson athletics to a period of sustained success, considered among the greatest stretches in school history.

Most recently, the department set a record with a 3.09 GPA in the fall of 2019 and a 3.57 GPA in the spring, while seeing the football program play for the national title for a fourth time, the men's soccer program finish in the top 10 and the women's soccer program advance to a sixth-straight NCAA Tournament. Additionally, Radakovich oversaw the development of the softball program at Clemson, which officially began in the spring of 2020.

His tenure has been highlighted by the success of the football program, which claimed the 2016 and 2018 national titles. The Tigers have won five straight ACC titles and made five straight College Football Playoff appearances.

The highlight of the 2018-19 Clemson academic year was a second football national title in three seasons, as Clemson defeated Alabama by 28 points (44-16) in Santa Clara, Calif. In 2017-18, Clemson became the first school in history to reach the College Football Playoff, advance to the Sweet 16 of the men's basketball NCAA Tournament and host a baseball regional in a single academic year.

Student-athlete development continues to be a driv-

ing force for the athletic department under Radakovich, and the Nieri Family Student-Athlete Enrichment Center in the newly-renovated WestZone is a state-of-the-art facility for student-athlete development in the classroom and community. The development, rebranding and expansion of football's P.A.W. Journey highlights a best-in-class approach to preparation for life after their Clemson football careers.

The athletic district has received a near-complete facelift in recent years, and Littlejohn Coliseum (basketball) opened to rave reviews following a \$63 million renovation. Allen N. Reeves Football Complex opened in 2017 and has set the standard for football facilities around the country. Additionally, The Duckworth Family Tennis Center opened its doors in 2019, and the softball stadium opened for the program's inaugural season in 2020.

Since 2013, Clemson's athletic department has received approvals for \$162 million in facility improvements and increased spending on direct student-athlete development programs, including nutrition, mental health and professional development, by \$2.4 million. His department has increased overall revenue from \$69 million in fiscal year 2014 to a budgeted \$126 million in fiscal year 2020.

As a result of the litany of accomplishments, he was named 2017 SportsBusiness Journal Athletic Director-of-the-Year after being a finalist in 2015. He also serves as Chair of the Board of LEAD1, which represents athletic directors at the Division I level.

College football entered a new era in 2014 with the College Football Playoff, and Radakovich was at the forefront. He was one of 13 people, including one of only five



FBS directors of athletics, to be named to the committee.

In 2012, he was named by NCAA President Mark Emmert as one of 10 directors of athletics to a new advisory commission charged with making recommendations for the future of NCAA rules and policies.

Prior to his arrival, he amassed a wealth of experience serving in significant athletic administrative roles at Miami (Fla.), Long Beach State, South Carolina and Louisiana State in addition to athletic directorships at American University and Georgia Tech. His administrative career spans 30 years.

The Aliquippa, Pa. native is a 1980 graduate of Indiana (Pa.), where he earned a bachelor's degree in finance. He was also a football letterman and student coach with the Crimson Hawk program. He was enshrined into the Beaver County Sports Hall of Fame in 2008 and was recognized as a distinguished alumnus from Indiana in 2009. He earned his master's degree in business administration from Miami in 1982.

Radakovich, born June 9, 1958, and his wife, Marcie, have two sons, Christian, a 2012 Georgia Tech graduate, and Grant, a 2015 Mercer graduate who was a tight end on Clemson's 2016 national title football team and now works with the football program.



THE RADAKOVICH FAMILY - (FROM LEFT TO RIGHT) CHRISTIAN, DAN, GRANT AND MARCIE.



# CLEMSON TIGERS RADIO NETWORK

The Clemson radio network, which is produced by Clemson Tiger Sports Properties in conjunction with JMI, can be heard throughout South Carolina, as well as portions of North Carolina and Georgia on a strong lineup of radio affiliates. The complete list of affiliates can be found on [ClemsonTigers.com](http://ClemsonTigers.com). Many broadcasts are also carried by SiriusXM radio.

Each broadcast is streamed on [ClemsonTigers.com](http://ClemsonTigers.com). The broadcast begins coverage of each men's basketball game 30 minutes before tipoff with the Tiger pregame show, which includes pregame thoughts from head coach Brad Brownell and analysis from the crew.

Following the game, our broadcast crew conducts a review of the game, complete statistics and highlight packages. The broadcast also includes a postgame interview with Brad Brownell, allowing Tiger fans to hear Clemson's head coach and his comments on each and every contest.

Don Munson will enter his fourth season as Clemson's play-by-play voice in 2020-21. Munson was named the voice of Tiger basketball in September 2017.

Munson is in his 12th year with the Clemson athletic department in a full-time capacity and his seventh year as director of broadcasting. Munson is a familiar name to Tiger fans because of his involvement with the Clemson radio network since 1994.

He took over the new position of creative media services director in July 2010 and had department-wide responsibilities, with an emphasis on football. In 2014, he was named director of broadcasting and became the play-by-play voice of Clemson football, just the third person to hold that position since 1968.

Munson also continues to serve as the host of the Clemson football and basketball coaches radio call-in program, "Tiger Calls," including football and men's basketball televised coaches shows. Munson provides play-by-play commentary for football and baseball as well as various Clemson Olympic sports.

Munson has covered Clemson athletics since 1994, when he first joined the network as the network's football pregame, halftime and Fifth Quarter Show host. In 2003, he rejoined the network as host of the Tiger Tailgate Show and Fifth Quarter Show. When Jim Phillips passed away in 2003, he assumed the duties as host of Tiger Calls and play-by-play announcer for women's basketball and baseball.



**DON MUNSON**  
Play-by-Play



**TIM BOURRET**  
Color Analyst

Munson is a 1984 graduate of Appalachian State with a degree in communications. He was the play-by-play announcer at Appalachian State from 1984-91.


Married on May 26, 1984, Munson and his wife, Elizabeth, have one daughter, Michelle.

Retired assistant athletic director Tim Bourret will serve in the color analyst role again this season. The native of West Hartford, Conn., is in his 41st full season providing color commentary for Clemson basketball, the longest active tenure among color commentators in the ACC in any sport. Bourret celebrated the 1,000-game mark in 2015-16 against his alma mater, Notre Dame.

The 1977 graduate of the South Bend, Ind., institution has done play-by-play with Clemson football, baseball and basketball. He co-authored a book, *Basketball for Dummies*, with ESPN's Digger Phelps and Sports Illustrated's John Walters in 1997. In 2004, he published *Tales From The Hardwood*, documenting Phelps' 20-year run as Notre Dame's head coach.

JMI also produces "Clemson Basketball with Brad Brownell," a 30-minute television show with features on the coaching staff, student-athletes and highlights. The show typically airs for the first time each December, and concludes in March.

"Tiger Calls" will continue to be broadcast throughout the season. Don Munson hosts the call-in show where fans get a chance to talk with Brownell on the air about the team. A schedule of "Tiger Calls" is available online at [ClemsonTigers.com](http://ClemsonTigers.com). All broadcasts are held in the Jervey Athletic Center studio and streamed online.



((SiriusXM))

TUNE IN

## RADIO AFFILIATES

Location	Station	On the Dial
Camden, S.C.	WPUB	102.7 FM
Charleston, S.C.	WQSC	98.5 FM
Charlotte, N.C.	WZGV	730 AM
<b>CLEMSON, S.C.</b>	<b>WCCP</b>	<b>105.5 FM</b>
Columbia, S.C.	WZMJ	93.1 FM
Florence, S.C.	WSIM	97.1 FM
Greenville, S.C.	WYRD	97.7 FM
	WORD	1330 AM
Greenwood, S.C.	WCBS	98.5 FM
		1450 AM
Hampton, S.C.	WBHC	92.1 FM
Hilton Head, S.C.	WHHW	1130 AM
		96.1 FM
Lexington, S.C.	WZMJ	93.1 FM
Lincolnton, N.C.	WLON	1050 AM
Loris, S.C.	WLSC	1240 AM
Myrtle Beach, S.C.	WYEZ	94.5 FM
Newberry, S.C.	WKDK	1240 AM
Orangeburg, S.C.	WGFG	105.3 FM
Rock Hill, S.C.	WRHI	100.1 FM
		1340 AM
Spartanburg, S.C.	WORD	950 AM
	WYRD	97.1 FM
Sumter, S.C.	WWBD	94.7 FM
Union, S.C.	WBCU	103.5 FM
		1460 AM

Note: Flagship station in **BOLD**.



**TIM BOURRET BROADCAST HIS 1,000TH GAME AGAINST HIS ALMA MATER, NOTRE DAME, IN 2015.**



**DON MUNSON ENTERS HIS FOURTH SEASON AS THE PLAY-BY-PLAY VOICE OF TIGER BASKETBALL.**



# A SPECIAL BOND

**PAULA AND FRANKLIN GROOMS**, GOING ON A SECOND DECADE, HAVE PROVIDED A UNIQUE LOVE AND SUPPORT FOR THOSE ASSOCIATED WITH MEN'S BASKETBALL.

BY BEN WINTERROWD





“

FAMILY ISN'T TIED BY JUST BLOOD; IT'S TIED BY LOYALTY. THEIR LOYALTY TO OUR PROGRAM IS OUTSTANDING, AND IT'S SOMETHING THAT I WILL ALWAYS REMEMBER.”

AAMIR SIMMS  
ON PAULA AND FRANKLIN'S DEDICATION  
TO AND IMPACT ON THE STUDENT-ATHLETES.

“**N**EITHER SNOW NOR RAIN NOR HEAT nor gloom of night” usually refers to mail delivery, but Paula and Franklin Grooms live these words through their devotion and loyalty to the Clemson men’s basketball team.

“It’s her way of showing our players that they mean a lot to her and that this is Clemson. The Clemson family is real,” said coach Brownell.

Paula and Franklin wish the team well each time it departs for a road trip and welcome the team home again, no matter the weather or the hour.

This tradition is certainly special for the couple, but it also means a great deal to the players and families of Clemson basketball.



It all started about 12 years ago with Paula and Franklin’s grandson, whose initials became his nickname, Jag. When Jag was in nursery school, his grandparents took him on many field trips. One of those was to the Anderson Airport to watch the planes.

“After we were done, the [airport] manager there asked if we would like to see the men’s basketball team take off,” Paula recalls.

“He asked us if we were Clemson fans and we responded, ‘yes, we are,’” Paula says with a smile. “I even had some pom-poms in the car.” Franklin chuckles as Paula continues, “We stood there at the fence and waved our little shakers.”

The couple asked when the basketball team would return, and they made sure to come back when the team landed safely.

“The pilot called us from Virginia Tech,” remembers Franklin. “He told us what time they would be landing in that airport.”

That was the first time they would witness the team get off the bus and onto the plane and then off the plane and onto the bus to head back to campus, but it has become a beloved tradition.

“They call us the airport junkies,” laughs Paula as she and Franklin share a smile.

“There was no one there to wish them good luck, tell them to have a safe trip, thank them for what they do, tell them everything will be alright if they lost or we’ll be proud of you if you win. I just felt that they were children that needed some love and we just fell in love with them.”

Sometimes the team has to fly in and out of the Greenville-Spartanburg Airport, where access to the tarmac is restricted. In that case, Paula and Franklin wait for the team at Littlejohn Coliseum to greet the team when they get home.

“I told Brad [Brownell] that he got stuck with us. He wasn’t here when we started this, he kind of just inherited us,” says Paula smiling.

“Paula and Franklin Grooms don’t care about outcomes; they care about people. She did this out of the goodness of her heart one time 11 or 12 years ago and has been doing it ever since,” said Brownell.

Her hugs have become something that everyone in the program looks forward to when they depart for a trip or arrive back home. That relationship that Paula and Franklin have forged with Clemson players and staff over the years is one of loving grandparents.

“We call ourselves their adopted grandparents,” said Paula. “They are like our little grandchildren; we really care and we love them.”

“Our daughter said that when they left home, we adopted the basketball team over at Clemson,” Franklin says chuckling. Paula adds, “She said it was the worst case of empty nest syndrome she has ever seen.”

## A SPECIAL BOND

While all the players look forward to their sendoff and greetings, star junior forward Aamir Simms has developed a special relationship with Paula and Franklin.

Aamir recalls meeting them for the first time. “My first thought was ‘Wow, I really have someone that cares about me and they don’t even know me,’ this is kind of like my grandma being away from home. Every time I see her, she greets me with hugs and warm kisses on the cheek. It’s like something you see in the movies where you are like ‘grandma, stop,’” Simms says, laughing.

Simms recognizes how special it is to have someone like Paula during the course of the season with its highs and lows.

“Every time I see her, I know she’s proud of me. Whether I score a lot or I don’t, or whether I play bad or I don’t. That’s something that has grown over the past three years. Every time I get off the bus, I have a smile from ear to ear, and she does, too. We just have this connection that I don’t think most people have with her.”



**ON FEB. 4, THE MEN'S BASKETBALL TEAM SURPRISED PAULA WITH RED ROSES TO HELP CELEBRATE HER BIRTHDAY.**

"On the low, we are definitely each other's favorites," says Simms with a big smile.

Family is something that was extremely important to Aamir during his recruiting process, and he's seen the Clemson Family in action, but nothing compares to Paula and Franklin.

"Having people like them there all the time, whether it's two in the morning, eight in the morning or three in the afternoon, they really are family. Family isn't tied by just blood; it's tied by loyalty. Their loyalty to our program is outstanding, and it's something that I will always remember."

"Their loyalty shows that they don't care about what is necessarily on the front or back of our jerseys, but they care about us as people."

When asked to recall his favorite memory, Aamir settles on one from last summer.

"When we got back from Italy, I knew Mrs. Grooms was following our whole trip on Twitter and knew everything that happened. When we got back, there is a picture of me putting my gold medal around her neck and the smile on her face is something that I will never forget. She was speechless. I wanted to let her know that because we won gold, so did she."



"Paula and Franklin Grooms and their family are incredible people," says Brownell. "We treat her like one of our own. She's an incredibly special lady."

Paula and Franklin, smiling ear to ear as they recall stories and relive memories, reflect on what it all means.

"We're just real thankful that people with basketball have included us," says Paula. "We just feel so honored and blessed. It's just a close family bond; they are all family."

## LASTING LEGACY OF LOVE

The idea of Clemson Family extended beyond just Paula and Franklin last spring at the annual men's basketball banquet. Longtime Clemson donors, Bill and Lynne Burton,

who named the Burton Gallery inside Littlejohn Coliseum, had a special surprise for the couple.

The Burton's surprised Paula and Franklin by dedicating the naming of the Clemson basketball team lounge and marking it in their names. The plaque reads as follows:

*"Named in honor of Paula and Franklin Grooms for their unwavering support of Clemson Basketball and the players whose lives are forever enriched by their love."*

*A gift from Bill ('77) and Lynne Burton*

"We first witnessed the special bond between the Grooms and Tiger Basketball some years ago at the airport as the team was boarding for a road game. We didn't know who the Grooms were then, but it was obvious from the genuine affection in every smile and every hug doled out to every player, coach and staffer that they were very special people," recalls Lynne and Bill. "Ever since we've been enchanted by this incredible love story. We wanted to honor the Grooms, and the team lounge - a space apart from the x's and o's of the game where players hang out and bond as family - was a perfect fit. Paula Grooms and her husband Franklin epitomize Clemson family in all that they do, and they mean the world to the players and the program."

"We were absolutely shocked and honored at our last basketball banquet at the end of last season," recalls Paula. "We had no idea. They came up to dedicate something and we are all sitting there listening. He said they are going to dedicate the lounge to Franklin and Paula Grooms."

"I just sat there and thought, 'what did they just say?'" Paula says laughing with Franklin sharing smile. "Aamir Simms just jumped up and started clapping and my son Brandon and his son Jag who were with us, he said 'Momma, that is you, you've got to get up,'" Paula says bursting in laughter. "It couldn't even register. We were just so thrilled and so blessed. We didn't expect anyone to even notice us. That was a huge thrill." 🐾



# THIS IS CLEMSON BASKETBALL

## GRADUATION SUCCESS

CLEMSON HAS HAD AN OUTSTANDING TRACK RECORD OF GRADUATING ITS PLAYERS UNDER BRAD BROWNELL. THIS PAST MAY THE TIGERS HONORED THE LATE DEMONTEZ STITT WITH HIS POSTHUMOUS DEGREE. IT WAS PRESENTED WITH HIS MOTHER AND DAUGHTER THERE TO RECEIVE IT.



# NIERI FAMILY STUDENT-ATHLETE ENRICHMENT CENTER



**Steve Duzan**  
Associate AD, Athletic  
Academic Services

Clemson's award-winning department of athletic academic services moved from Vickery Hall, its home since 1991, to the West-Zone of Memorial Stadium in August 2017. The facility, originally constructed in 2009 as the center of Clemson football, came open when the football program built the Allen N. Reeves Football Complex.

The new home of Clemson academic advising for all sports is one of the most spacious and efficient facilities of its kind in the nation. Clemson has a long-standing vision and commitment to the personal and academic growth and development of its student-athletes, and this new facility at Memorial Stadium continues

that commitment in grand fashion. It will also continue to keep Clemson among the nation's best in APR scores and other academic metrics.

The program is dedicated to providing a holistic, educational experience by inspiring an environment of respect, integrity, and excellence. Under the direction of Steve Duzan, senior associate athletic director for academic development, the staff guides and encourages each individual to reach his or her full potential as a student, athlete and citizen.

An original member of the NCAA Champs/Life Skills Program, the staff works in conjunction with the department of student-athlete development and provides opportunities and services to address the changing needs and skills of student-athletes during college as well as after graduation.

The program has a strong tradition of success and was selected for the FBS Athletic Director's Association Program of Excellence Award, recognizing Champs/Life Skills excellence.

## ACADEMIC ADVISING



**LESLIE  
MORELAND-  
BISHOP**

Leslie Moreland-Bishop is in her 14th season as the academic advisor for the men's basketball program. She is in her 18th year as a member of the staff, moving into an assistant athletic director position for athletic academic services in the fall of 2015.

Moreland-Bishop came to Clemson in 2001 as the director of career services for student-athletes. She also worked as the academic advisor for the athletic department managers and athletic trainers from 2001-04. In 2004, Moreland-Bishop began working with the women's basketball program. She joined the men's basketball support staff in 2007. In the fall of 2011, the men's team set a semester record with a 3.13 GPA. In addition, 18 men's players have graduated since 2006.

Moreland-Bishop is a former student-athlete at the Division III level. She was a second-team all-conference performer in field hockey for Wittenberg University in Ohio. She helped the Tigers to three conference championships and three NCAA Tournament appearances during her time with the program. She also played softball and was a team captain for two seasons.

She worked as an assistant coach with the field hockey team at University of the Pacific in Stockton, Calif., in 1999-00 and also spent time as an experiential learning advisor at the institution in 2001.

Moreland-Bishop earned her undergraduate degree in psychology from Wittenberg University in 1999. She earned a master's degree in educational counseling and psychology from Pacific in 2000.

In 2009, she earned a Ph.D. from Clemson in parks, recreation, & tourism management. Her dissertation was titled "The Impact of Transition out of Intercollegiate Athletics."

Moreland-Bishop, a native of Darnestown, Md., is married to David Bishop of Florence, S.C. The couple has two children, Drake and Evie.



HEAD COACH BRAD BROWNELL WITH ACADEMIC  
COORDINATOR LESLIE MORELAND-BISHOP AND  
MAY 2019 GRADUATE LYLES DAVIS.



# NIERI FAMILY STUDENT-ATHLETE ENRICHMENT CENTER



DONTE GRANTHAM EARNED HIS UNDERGRADUATE DEGREE IN MAY 2018.

## APR DATA & GRADUATION RATES

Clemson head coach Brad Brownell has a great reputation when it comes to stressing the importance of academics to his players, a statement best illustrated by his APR scores and graduation rates.

In 16 years as a head coach, Brownell has only had one APR figure lower than 936 and has had nine cohorts with perfect scores. He has been above the national average all but one cohort.

Under Brownell, all seniors he has coached at Clemson have left with a degree. In the 2019-20 academic year, Jonathan Baehre earned his degree.

*Brownell's Year-by-Year APR*

Year	School	APR
2003-04	UNC Wilmington	981
2004-05	UNC Wilmington	1000
2005-06	UNC Wilmington	1000
	Wright State	854
2006-07	Wright State	952
2007-08	Wright State	1000
2008-09	Wright State	1000
2009-10	Wright State	936
	Clemson	1000
2010-11	Clemson	952
2011-12	Clemson	1000
2012-13	Clemson	980
2013-14	Clemson	1000
2014-15	Clemson	1000
2015-16	Clemson	1000
2016-17	Clemson	995
2017-18	Clemson	990
2018-19	Clemson	975



FORMER TIGER GUARD GABE DeVoe EARNED HIS UNDERGRADUATE CLEMSON DEGREE IN MAY 2018.

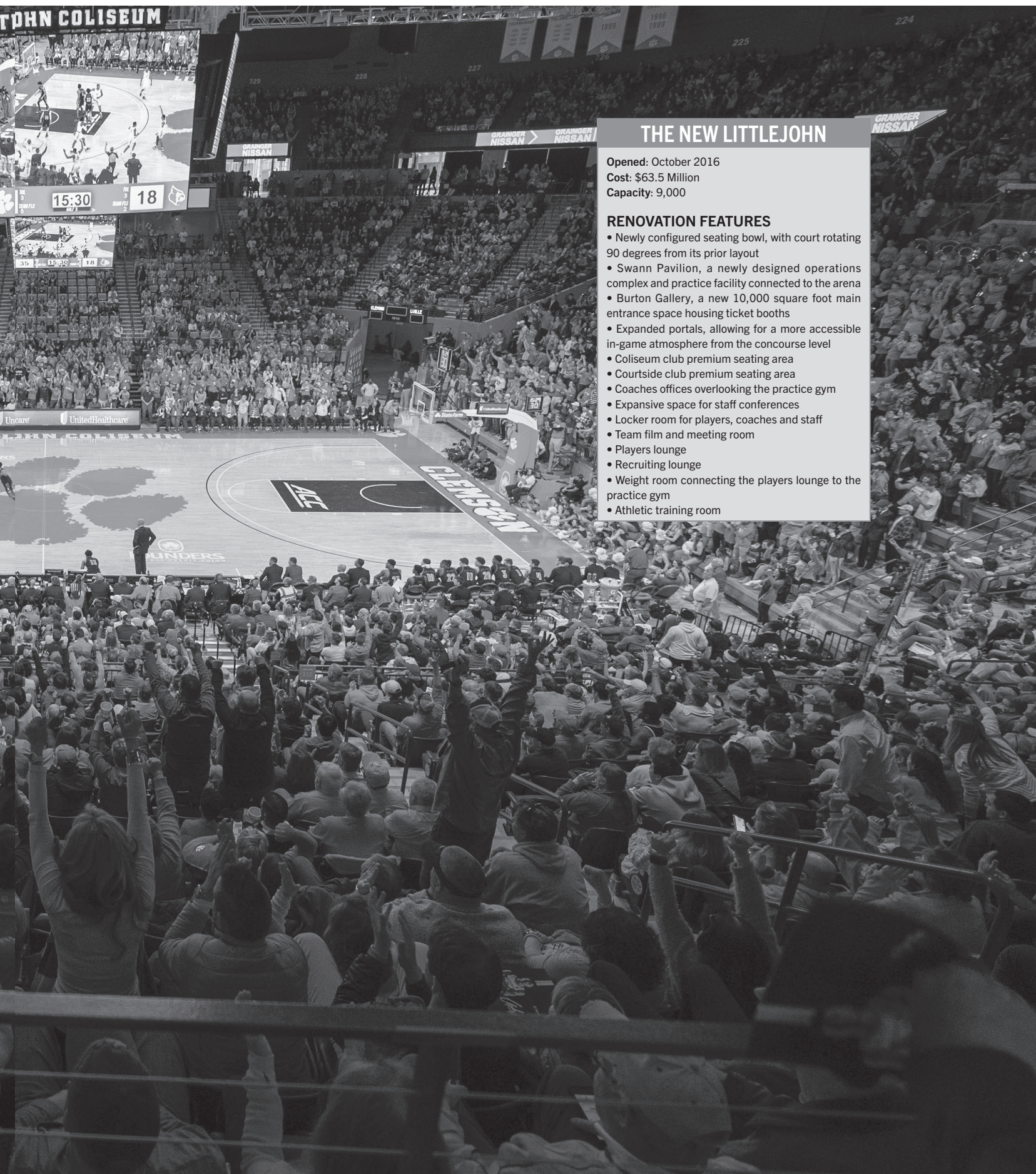


# LITTLEJOHN COLISEUM





# LITTLEJOHN COLISEUM



## THE NEW LITTLEJOHN

Opened: October 2016

Cost: \$63.5 Million

Capacity: 9,000

### RENOVATION FEATURES

- Newly configured seating bowl, with court rotating 90 degrees from its prior layout
- Swann Pavilion, a newly designed operations complex and practice facility connected to the arena
- Burton Gallery, a new 10,000 square foot main entrance space housing ticket booths
- Expanded portals, allowing for a more accessible in-game atmosphere from the concourse level
- Coliseum club premium seating area
- Courtside club premium seating area
- Coaches offices overlooking the practice gym
- Expansive space for staff conferences
- Locker room for players, coaches and staff
- Team film and meeting room
- Players lounge
- Recruiting lounge
- Weight room connecting the players lounge to the practice gym
- Athletic training room



# NBA INFLUENCE

JARON BLOSSOMGAME  
Clemson (2013-17)

## CLEMSON'S NBA HONORS

### NBA World Champions

1991	Horace Grant, Chicago Bulls
1992	Horace Grant, Chicago Bulls
1993	Horace Grant, Chicago Bulls
2001	Horace Grant, Los Angeles Lakers
2004	Elden Campbell, Detroit Pistons

### NBA All-Stars

1968	Randy Mahaffey, Kentucky Colonels
1985	Larry Nance, Phoenix Suns
1989	Larry Nance, Cleveland Cavaliers
1993	Larry Nance, Cleveland Cavaliers
1994	Horace Grant, Chicago Bulls
2000	Dale Davis, Indiana Pacers

### Retired Number

Larry Nance	Cleveland Cavaliers, #22
-------------	--------------------------

### All-Time Team

Larry Nance	Cleveland Cavaliers (voted 1999)
-------------	----------------------------------

### NBA Slam Dunk Champion

1984	Larry Nance, Phoenix Suns
------	---------------------------

### Led NBA in Statistical Category

1983	Tree Rollins, Atlanta Hawks (Blocked Shots)
------	---

### NBA All Rookie Team, Second Team

1995	Sharone Wright, Philadelphia 76ers
------	------------------------------------

### NBA All Defense, First Team

1984	Tree Rollins, Atlanta Hawks
1989	Larry Nance, Cleveland Cavaliers

### NBA All Defense, Second Team

1992	Larry Nance, Cleveland Cavaliers
1993	Larry Nance, Cleveland Cavaliers
	Horace Grant, Chicago Bulls
1994	Horace Grant, Chicago Bulls
1995	Horace Grant, Orlando Magic
1996	Horace Grant, Orlando Magic

## TIGERS IN THE NBA

<b>Randy Mahaffey, F</b>	
Kentucky Colonels	1968-69
New York Nets	1969-70
Carolina Cougars	1970-71

<b>Skip Wise, G</b>	
San Antonio Spurs	1975-76

<b>Tree Rollins, C</b>	
Atlanta Hawks	1978-88
Cleveland Cavaliers	1989-90
Detroit Pistons	1990-91
Houston Rockets	1991-93
Orlando Magic	1993-95

<b>Larry Nance, F</b>	
Phoenix Suns	1982-88
Cleveland Cavaliers	1988-94

<b>Horace Grant, F</b>	
Chicago Bulls	1988-94
Orlando Magic	1994-99, 2001-03
Seattle Supersonics	1999-2000
Los Angeles Lakers	2000-01, 2003-04

<b>Devin Gray, F</b>	
San Antonio Spurs, Sacramento Kings	1996-97
Houston Rockets	1999-2000

<b>Elden Campbell, C</b>	
Los Angeles Lakers	1990-99
Charlotte/New Orleans Hornets	1999-2002
Seattle Supersonics	2002-03
Detroit Pistons	2003-05

<b>Dale Davis, F</b>	
Indiana Pacers	1991-2000, 2004-05
Portland Trailblazers	2000-04
Golden State Warriors	2004-05
Detroit Pistons	2005-07

<b>Chris Whitney, G</b>	
San Antonio Spurs	1993-95
Washington Wizards	1995-2002, 2003-04
Denver Nuggets	2002-03
Orlando Magic	2002-03

<b>Sharone Wright, C</b>	
Philadelphia 76ers	1994-95
Toronto Raptors	1995-98

<b>Greg Buckner, G</b>	
Dallas Mavericks	1999-2002, 2006-07
Philadelphia 76ers	2002-04
Denver Nuggets	2004-06
Minnesota Timberwolves	2007-08
Memphis Grizzlies	2008-09

<b>Harold Jamison, F</b>	
Miami Heat	1999-2000
Los Angeles Clippers	2001-02

<b>Will Solomon, G</b>	
Memphis Grizzlies	2001-02
Toronto Raptors, Sacramento Kings	2008-09

<b>Trevor Booker, F</b>	
Washington Wizards	2010-14
Utah Jazz	2014-16
Brooklyn Nets	2016-18
Indiana Pacers	2018

<b>K.J. McDaniels, G</b>	
Philadelphia 76ers	2014-15
Houston Rockets	2015-17
Brooklyn Nets	2017
Toronto Raptors	2017

<b>Jaron Blossomgame, F</b>	
Cleveland Cavaliers	2018-19

<b>Donte Grantham, F</b>	
Oklahoma City Thunder	2018-19



# NBA DRAFT HISTORY

SHARONE WRIGHT  
Clemson (1991-94)

## CLEMSON'S NBA DRAFT HISTORY

Year	Player	Rd	Pick	Franchise
1952	John Snee, C	NA	NA	Milwaukee
1958	Ed Brinkley, C	8	57	Minneapolis Lakers
1960	George Krayack, G	18	101	New York Knicks
1964	Jim Brennan, G	9	75	Philadelphia Warriors
1967	Randy Mahaffey, F	2	16	Los Angeles Lakers
	Jim Sutherland, G	14	147	Seattle Supersonics
1975	Wayne Croft, C	7	113	Kansas City Kings
1977	Tree Rollins, C	1	14	Atlanta Hawks
1978	Stan Rome, F	4	78	Cleveland Cavaliers
1980	Billy Williams, G	2	43	Houston Rockets
	John Campbell, C	3	58	Phoenix Suns
1981	Larry Nance, C	1	20	Phoenix Suns
1982	Horace Wyatt, C	7	138	Atlanta Hawks
1983	Fred Gilliam, F	6	123	Utah Jazz
1984	Murray Jarman, C	3	58	Phoenix Suns
1985	Vincent Hamilton, G	4	74	Indiana Pacers
1986	Glen McCants, C	7	144	Seattle Supersonics
1987	Horace Grant, C	1	10	Chicago Bulls
	Michael Tait, G	5	101	Seattle Supersonics
1990	Elden Campbell, C	1	27	Los Angeles Lakers
1991	Dale Davis, F	1	13	Indiana Pacers
1993	Chris Whitney, G	2	47	San Antonio Spurs
1994	Sharone Wright, C	1	6	Philadelphia 76ers
1998	Greg Buckner, G	2	53	Dallas Mavericks
2001	Will Solomon, G	2	33	Vancouver Grizzlies
2010	Trevor Booker, F	1	23	Washington Wizards
2014	K.J. McDaniels, F	2	32	Philadelphia 76ers
2017	Jaron Blossomgame, F	2	59	San Antonio Spurs

# TRADITION BY POSITION - GUARD

## HONOR ROLL • TIGER GUARDS

**All-American**  
Billy Williams 1980

**All-Conference**  
 Bill Yarborough 1955-56  
 Vince Yockel 1956, 58  
 Choppy Patterson 1960-61  
 Jim Brennan 1963-64  
 Jim Sutherland 1965, 67  
 Butch Zatezalo 1968-70  
 Skip Wise 1975  
 Billy Williams 1980  
 Vincent Hamilton 1982  
 Chris Whitney 1993  
 Terrell McIntyre 1997-99  
 Will Solomon 2000-01  
 Edward Scott 2002-03  
 Cliff Hammonds 2008  
 K.C. Rivers 2008  
 Demontez Stitt 2011  
 Marcquise Reed 2018, 2019

**All-ACC Tournament**  
 Bill Yarborough 1955  
 Choppy Patterson 1961  
 Jim Brennan 1962  
 Nick Milasovich 1964  
 Skip Wise 1975  
 Billy Williams 1980  
 Chris Whitney 1993  
 Terrell McIntyre 1998  
 Shawan Robinson 2005  
 Cliff Hammonds 2008  
 K.C. Rivers 2008  
 Demontez Stitt 2011  
 Shelton Mitchell 2018

**All-ACC Defensive Team**  
 Vernon Hamilton 2006  
 Andre Young 2012

**All-NCAA Midwest Region**  
 Gabe DeVoe 2018

**ACC Points Per Game Leaders**  
 Butch Zatezalo 23.0 1967-68  
 Butch Zatezalo 25.8 1968-69  
 Terrell McIntyre 17.9 1998-99  
 Will Solomon 20.9 1999-2000

**ACC Field Goal Percentage Leader**  
 Vincent Hamilton 58.6 1981-82

**ACC Free Throw Percentage Leaders**  
 Gary Burnisky 89.8 1963-64  
 Jim Sutherland 89.7 1966-67  
 Shawan Robinson 91.3 2005-06

**ACC Steals Per Game Leader**  
 Vernon Hamilton 2.68 2005-06

**ACC Assist-to-Turnover Ratio Leader**  
 Andre Young 2.55 2010-11

**NBA Players**  
 Will Solomon 2001-02, 2008-09  
 Chris Whitney 1993-2004  
 Skip Wise 1975-76

TERRELL MCINTYRE





# TRADITION BY POSITION - FORWARD

DALE DAVIS

## HONOR ROLL • TIGER FORWARDS

<b>All-American</b>		
Dale Davis		1990
<b>All-Conference</b>		
Randy Mahaffey		1965, 67
Stan Rome		1977
Larry Nance		1981
Dale Davis		1989-91
Devin Gray		1994
Greg Buckner		1997-98
Sharrod Ford		2005
Trevor Booker		2009-10
Devin Booker		2013
K.J. McDaniels		2014
Jaron Blossomgame		2016-17
<b>All-ACC Tournament</b>		
Randy Mahaffey		1967
Stan Rome		1976
Larry Nance		1981
Dale Davis		1990
Greg Buckner		1996
Trevor Booker		2008
James Mays		2008
<b>ACC Defensive Player of the Year</b>		
K.J. McDaniels		2014
<b>ACC Most Improved</b>		
Jaron Blossomgame		2016
<b>All-ACC Defensive Team</b>		
Trevor Booker		2009, 2010
K.J. McDaniels		2014
<b>ACC Rebounds Per Game Leaders</b>		
Dale Davis	8.9	1988-89
Dale Davis	11.3	1989-90
Dale Davis	12.1	1990-91
Harold Jamison	9.9	1998-99
Trevor Booker	9.7	2008-09
<b>ACC Blocks Per Game Leaders</b>		
K.J. McDaniels	2.0	2012-13
K.J. McDaniels	2.8	2013-14
<b>ACC Field Goal Percentage Leaders</b>		
Dale Davis	67.0	1988-89
Dale Davis	52.5	1989-90
Devin Gray	57.2	1993-94
Trevor Booker	57.1	2008-09
<b>NBA Players</b>		
Jaron Blossomgame		2017-Present
Trevor Booker		2010-18
Greg Buckner		1999-2009
Dale Davis		1991-2007
Sharrod Ford		2005-06
Donte Grantham		2018-Present
Devin Gray		1996-97, 1999-00
Harold Jamison		1999-2000, 2001-02
Randy Mahaffey		1968-71
K.J. McDaniels		2014-17
Larry Nance		1982-94
<b>First-Round NBA Draft Picks</b>		
Larry Nance (20)		1981
Dale Davis (13)		1991
Trevor Booker (23)		2010
<b>NBA All-Stars</b>		
Randy Mahaffey		1969
Larry Nance		1985, 89, 93
Dale Davis		2000
<b>NBA Slam Dunk Champion</b>		
Larry Nance		1984
<b>NBA All-Defensive Team</b>		
Larry Nance		1989



# TRADITION BY POSITION - CENTER

ELDEN CAMPBELL

## HONOR ROLL • TIGER CENTERS

### All-Americans

Banks McFadden	1939
Tree Rollins	1977
Horace Grant	1987
Elden Campbell	1990

### All-Conference

Banks McFadden	1938-40
Tree Rollins	1975-77
Horace Grant	1986-87
Elden Campbell	1988-90
Sharone Wright	1993-94

### All-ACC Tournament

Murray Jarman	1984
Sharone Wright	1994

### All-ACC Defensive Team

Jerai Grant	2011
Landry Nnoko	2016
Elijah Thomas	2018, 2019

### ACC 50-Year Anniversary Team

Horace Grant	1983-87
Tree Rollins	1973-77

### ACC Player of the Year

Horace Grant	1986-87
--------------	---------

### ACC Rebounds Per Game Leaders

Tree Rollins	11.7	1974-75
Tree Rollins	11.7	1976-77
Horace Grant	10.5	1985-86
Horace Grant	9.6	1986-87
Sharone Wright	10.5	1992-93

### ACC Field Goal Percentage Leaders

Horace Grant	65.6	1986-87
Elden Campbell	62.9	1987-88

### ACC Blocked Shots Per Game Leaders

Tree Rollins	3.9	1976-77
Elden Campbell	3.1	1987-88
Elden Campbell	3.0	1988-89
Elden Campbell	2.8	1989-90
Sharone Wright	2.3	1991-92
Sharone Wright	4.1	1992-93
Landry Nnoko	2.3	2015-16

### NBA Players

Elden Campbell	1990-2005
Horace Grant	1988-2004
Tree Rollins	1978-95
Sharone Wright	1994-98

### First-Round NBA Draft Picks

Tree Rollins (14)	1977
Horace Grant (10)	1987
Elden Campbell (27)	1990
Sharone Wright (6)	1994

### NBA All-Star

Horace Grant	1994
--------------	------

### NBA World Champions

Horace Grant	1991-93, 2001
Elden Campbell	2004

### NBA All-Defensive Team

Tree Rollins (1 <sup>st</sup> )	1984
Horace Grant (2 <sup>nd</sup> )	1993, 1994, 1995, 1996



# 2019-20 REVIEW

## CLEMSON SNAPS STREAK IN CHAPEL HILL

THE 2019-20 TEAM WILL BE REMEMBERED FOR MANY THINGS, BUT NONE MORE IMPORTANT OR IMPRESSIVE AS ENDING THE 95-YEAR WINLESS STREAK IN CHAPEL HILL. THE TIGERS FINISHED REGULATION ON A 12-2 RUN IN THE FINAL 2:08 TO FORCE OVERTIME AND EVENTUALLY CLAIM A 79-76 VICTORY OVER THE TAR HEELS.

# 2019-20 STATISTICS

## INDIVIDUAL OVERALL STATISTICS

Record:	Overall	Home	Away	Neutral																						
All Games	16-15	11-6	3-8	2-1																						
Conference	9-11	6-4	3-7	0-0																						
Non-Conference	7-4	5-2	0-1	2-1																						
##	Player	GP	GS	Min	Avg	FG	FGA	Pct	3FG	3FGA	Pct	FT	FTA	Pct	Off	Def	Reb	Avg	PF	FO	A	TO	Blk	Stl	Pts	Avg
25	SIMMS, Aamir	30	30	949	31.6	139	293	.474	34	85	.400	79	112	.705	68	149	217	7.2	71	1	78	66	23	31	391	13.0
13	MACK, Tevin	31	29	880	28.4	146	325	.449	47	166	.283	38	62	.613	29	131	160	5.2	65	2	39	36	20	34	377	12.2
15	NEWMAN III, John	31	31	979	31.6	103	234	.440	27	89	.303	61	84	.726	16	106	122	3.9	58	2	68	41	15	31	294	9.5
2	DAWES, Al-Amir	31	26	926	29.9	93	244	.381	48	151	.318	45	57	.789	6	81	87	2.8	55	1	76	78	1	30	279	9.0
0	TRAPP, Clyde	21	19	537	25.6	44	120	.367	17	65	.262	21	42	.500	2	80	82	3.9	37	0	53	35	2	14	126	6.0
10	SCOTT, Curran	31	8	625	20.2	55	149	.369	19	72	.264	48	61	.787	9	45	54	1.7	44	0	44	34	0	25	177	5.7
5	TYSON, Hunter	31	3	422	13.6	57	128	.445	27	84	.321	29	41	.707	20	72	92	3.0	31	0	11	15	3	17	170	5.5
3	HUNTER, Chase	9	4	175	19.4	17	45	.378	7	23	.304	7	11	.636	1	8	9	1.0	17	0	14	12	0	7	48	5.3
12	HEMENWAY, Alex	15	0	183	12.2	25	50	.500	20	42	.476	2	2	1.000	3	10	13	0.9	12	0	6	6	0	0	72	4.8
21	MOORE, Khavon	28	4	253	9.1	22	59	.373	3	11	.273	4	7	.571	18	30	48	1.7	30	0	15	17	3	16	51	1.8
55	JEMISON, Trey	30	1	251	8.4	24	49	.490	0	2	.000	4	11	.364	29	30	59	2.0	49	1	4	19	7	6	52	1.7
32	GRINDE, Paul	9	0	21	2.3	5	8	.625	0	0	.000	3	4	.750	3	0	3	0.3	2	0	0	2	0	0	13	1.4
31	HOAG, Wells	7	0	16	2.3	2	6	.333	1	3	.333	0	0	.000	2	0	2	0.3	0	0	0	0	0	0	5	0.7
11	FOX, Parker	8	0	17	2.1	2	3	.667	1	2	.500	0	1	.000	0	2	2	0.3	0	0	1	1	0	0	5	0.6
20	McBRIDE, O'Neil	8	0	16	2.0	1	2	.500	0	0	.000	0	2	.000	3	3	6	0.8	1	0	2	1	0	0	2	0.3
1	BAEHRE, Jonathan	2	0	26	13.0	0	2	.000	0	2	.000	0	0	.000	1	6	7	3.5	0	0	0	6	0	0	0	0.0
Team															38	44	82				17					
Total.....		31		6275		735	1717	.428	251	797	.315	341	497	.686	248	797	1045	33.7	472	7	401	386	74	211	2062	66.5
Opponents.....		31		6275		698	1697	.411	244	749	.326	348	487	.715	259	817	1076	34.7	500	10	360	418	76	204	1988	64.1

## CONFERENCE-ONLY STATISTICS

Overall		Home		Away																						
9-11		6-4		3-7																						
##	Player	GP	GS	Min	Avg	FG	FGA	Pct	3FG	3FGA	Pct	FT	FTA	Pct	Off	Def	Reb	Avg	PF	FO	A	TO	Blk	Stl	Pts	Avg
13	MACK, Tevin	20	18	578	28.9	101	226	.447	28	113	.248	30	49	.612	22	80	102	5.1	49	2	18	24	14	21	260	13.0
25	SIMMS, Aamir	19	19	621	32.7	90	185	.486	23	54	.426	43	63	.683	44	90	134	7.1	47	0	53	51	17	18	246	12.9
15	NEWMAN III, John	20	20	645	32.2	66	149	.443	18	57	.316	41	56	.732	11	78	89	4.5	39	1	45	23	12	19	191	9.6
2	DAWES, Al-Amir	20	15	580	29.0	61	158	.386	32	96	.333	25	32	.781	4	54	58	2.9	36	1	42	46	1	19	179	9.0
0	TRAPP, Clyde	18	18	480	26.7	39	108	.361	15	58	.259	19	38	.500	2	78	80	4.4	35	0	49	32	2	13	112	6.2
12	HEMENWAY, Alex	13	0	172	13.2	23	48	.479	18	40	.450	2	2	1.000	3	10	13	1.0	12	0	6	6	0	0	66	5.1
10	SCOTT, Curran	20	5	368	18.4	32	88	.364	10	39	.256	23	30	.767	6	26	32	1.6	29	0	26	25	0	13	97	4.9
5	TYSON, Hunter	20	2	238	11.9	31	69	.449	13	42	.310	17	25	.680	11	36	47	2.4	23	0	6	9	1	6	92	4.6
3	HUNTER, Chase	4	1	61	15.3	6	18	.333	2	10	.200	1	5	.200	0	3	3	0.8	10	0	3	2	0	1	15	3.8
55	JEMISON, Trey	19	1	159	8.4	13	31	.419	0	2	.000	1	6	.167	19	19	38	2.0	26	0	3	8	1	4	27	1.4
11	FOX, Parker	4	0	5	1.3	1	1	1.000	1	1	1.000	0	0	.000	0	1	1	0.3	0	0	1	0	0	0	3	0.8
21	MOORE, Khavon	18	1	112	6.2	6	23	.261	0	5	.000	0	1	.000	4	9	13	0.7	15	0	7	7	2	9	12	0.7
32	GRINDE, Paul	5	0	7	1.3	1	1	1.000	0	0	.000	1	2	.500	2	0	2	0.4	0	0	0	1	0	0	3	0.6
31	HOAG, Wells	4	0	5	1.3	0	2	.000	0	1	.000	0	0	.000	0	0	0	0.0	0	0	0	0	0	0	0	0.0
1	BAEHRE, Jonathan	1	0	13	13.4	0	1	.000	0	1	.000	0	0	.000	1	2	3	3.0	0	0	0	1	0	0	0	0.0
20	McBRIDE, O'Neil	4	0	5	1.3	0	0	.000	0	0	.000	0	0	.000	1	2	3	0.8	1	0	1	0	0	0	0	0.0
Team															29	31	60				10					
Total.....		20		4050		470	1108	.424	160	519	.308	203	309	.657	159	519	678	33.9	322	4	260	245	50	123	1303	65.2
Opponents.....		20		4050		465	1097	.424	156	472	.331	240	340	.706	161	539	700	35.0	326	7	241	240	52	125	1326	66.3

## MISCELLANEOUS STATISTICS

**Dunks:** (34) Jemison 8, Simms 8, Newman III 6, Tyson 5, Mack 4, Moore 3

**Charges Taken:** (43) Simms 15, Tyson 7, Dawes 6, Trapp 6, Hemenway 2, Newman III 2, Scott 2, Hunter 1, Jemison 1, Moore 1

**20-Point Games:** (12) Simms 6, Mack 3, Tyson 2, Dawes 1, Newman III 1

**30-Point Games:** (1) Mack 1

**Double-Doubles:** (8) Simms 5, Mack 2, Newman III 1

**Double Figure Scoring:** (86) Simms 22, Mack 20, Dawes 12, Newman III 10, Tyson 7, Scott 6, Trapp 4, Hunter 2, Hemenway 1, Jemison 1, Moore 1

**Double Figure Rebounding:** (8) Simms 4, Mack 3, Newman III 1

**Led Clemson in Scoring:** Simms 11, Mack 6, Dawes 4, Tyson 4, Newman III 3, Trapp 1

**Led Clemson in Rebounding:** Simms 15, Mack 8, Dawes 1, Jemison 1, Trapp 1, Tyson 1

**Led Clemson in Assists:** Dawes 7, Simms 6, Trapp 4, Newman 3, Hunter 1, Scott 1

**Consecutive Field Goals Made:** 5 by Aamir Simms vs. Jacksonville (12/20/19)

**Consecutive Points Scored:** 11 by Tevin Mack at Florida State (12/8/19)

**Consecutive Free Throws Made:** 16 by John Newman III from 2/5/20 to 2/22/20

**Consecutive Three-Pointers Made:** 7 by Aamir Simms from 12/8/19 to 12/20/19

**Largest Lead:** +39 vs. Presbyterian (5:19 left in 2H)

**Largest Deficit:** -26 at Louisville (16:10 left in 2H), 1/25/20

**Largest Halftime Deficit:** 10 at North Carolina (1/11/20)

**Largest Deficit Overcome for Victory:** 15 vs. TCU, 11/24/19

**Most Consecutive Clemson Points:** 23 vs. Alabama A&M (11/21/19)

**Most Consecutive Opponent Points:** 20 by Louisville (1/25/20)





# 2019-20 SUPERLATIVES

CATEGORY	CLEMSON TEAM HIGH	CLEMSON TEAM LOW
Total Points	87 vs. <b>Detroit Mercy, 11/17/19; Alabama A&amp;M, 11/21/19</b>	44 vs. <b>Wake Forest, 2/1/20; Virginia, 2/5/20</b>
1st Half Points	54 vs. <b>Alabama A&amp;M, 11/21/19</b>	14 vs. <b>Virginia, 2/5/20</b>
2nd Half Points	49 vs. <b>Detroit Mercy, 11/17/19</b>	20 vs. <b>Florida State, 12/8/19</b>
1st Half Field Goal %	69.6 vs. <b>Boston College, 2/22/20</b>	26.9 vs. <b>South Carolina, 12/15/19</b>
2nd Half Field Goal %	68.2 vs. <b>Boston College, 2/22/20</b>	23.3 vs. <b>Virginia Tech, 11/5/19</b>
Scoring Margin	+36 vs. <b>Alabama A&amp;M, 11/21/19</b>	-19 vs. <b>Florida State, 12/8/19</b>
Field Goals Made	34 vs. <b>Alabama A&amp;M, 11/21/19</b>	14 vs. <b>South Carolina, 12/15/19</b>
Field Goal Attempts	67 vs. <b>Presbyterian, 11/7/19; North Carolina, 1/11/20</b>	47 vs. <b>Yale, 12/22/19</b>
Field Goal %	68.9 vs. <b>Boston College, 2/22/20</b>	28.0 vs. <b>South Carolina, 12/15/19</b>
3-Pointers Made	14 vs. <b>Presbyterian, 11/7/19</b>	2 vs. <b>Minnesota, 12/2/19; Georgia Tech, 2/25/20</b>
3-Point Attempts	35 vs. <b>at Virginia Tech, 3/4/20</b>	11 vs. <b>Minnesota, 12/2/19</b>
3-Point % (min. 10 att.)	59.1 vs. <b>Pittsburgh, 2/12/20</b>	10.0 vs. <b>Georgia Tech, 2/25/20</b>
Free Throws Made	26 vs. <b>NC State, 1/4/20</b>	3 vs. <b>Presbyterian, 11/7/19</b>
Free Throw Attempts	38 vs. <b>Louisville, 1/25/20</b>	4 vs. <b>Presbyterian, 11/7/19</b>
Free Throw % (min. 10 att.)	86.4 vs. <b>Colorado, 11/26/19</b>	39.1 vs. <b>NC State, 1/18/20</b>
Rebounds	43 vs. <b>Jacksonville, 12/20/19</b>	25 vs. <b>Colorado, 11/26/19</b>
Offensive Rebounds	15 vs. <b>Detroit Mercy, 11/17/19</b>	4 vs. <b>TCU, 11/24/19</b>
Rebound Margin	+11 vs. <b>Jacksonville, 12/20/19</b>	-12 vs. <b>Louisville, 1/25/20</b>
Assists	20 vs. <b>Detroit Mercy, 11/17/19</b>	4 vs. <b>Yale, 12/22/19</b>
Turnovers	22 vs. <b>South Carolina, 12/15/19</b>	7 vs. <b>Wake Forest, 1/21/20</b>
Blocked Shots	7 vs. <b>Alabama A&amp;M, 11/21/19</b>	0 vs. <b>Florida State, 12/8/19</b>
Steals	13 vs. <b>Colgate, 11/10/19</b>	1 vs. <b>Minnesota, 12/2/19</b>
Fouls	21 vs. <b>Detroit Mercy, 11/17/19; vs. Colorado, 11/26/19</b>	5 vs. <b>Alabama A&amp;M, 11/21/19</b>

CATEGORY	OPPONENT TEAM HIGH	OPPONENT TEAM LOW
Total Points	80 by <b>Louisville, 1/25/20</b>	39 by <b>Jacksonville, 12/20/19</b>
1st Half Points	47 by <b>Louisville, 1/25/20</b>	14 by <b>Louisville, 2/15/20</b>
2nd Half Points	45 by <b>Florida State, 12/8/19</b>	11 by <b>Jacksonville, 12/20/19</b>
1st Half Field Goal %	65.5 by <b>Louisville, 1/25/20</b>	15.6 by <b>Louisville, 2/15/20</b>
2nd Half Field Goal %	60.0 by <b>Florida State, 12/8/19</b>	17.9 by <b>Jacksonville, 12/20/19</b>
Field Goals Made	28 by <b>Minnesota, 12/2/19; North Carolina, 1/11/20</b>	14 by <b>Jacksonville, 12/20/19</b>
Field Goal Attempts	66 by <b>North Carolina, 1/11/20</b>	46 by <b>Virginia, 2/5/20</b>
Field Goal %	53.8 by <b>Minnesota, 12/2/19</b>	25.5 by <b>Jacksonville, 12/20/19</b>
3-Pointers Made	15 by <b>Florida State, 12/8/19</b>	4 by <b>Pittsburgh, 2/12/20</b>
3-Point Attempts	33 by <b>Colgate, 11/10/19</b>	14 by <b>Pittsburgh, 2/12/20</b>
3-Point % (min. 10 att.)	47.6 by <b>Louisville, 1/25/20</b>	22.2 by <b>Louisville, 2/15/20</b>
Free Throws Made	24 by <b>Colorado, 11/26/19</b>	3 by <b>Alabama A&amp;M, 11/21/19</b>
Free Throw Attempts	28 by <b>Pittsburgh, 2/12/20</b>	5 by <b>Colgate, 11/10/19</b>
Free Throw % (min. 10 att.)	96.0 by <b>Colorado, 11/26/19</b>	46.7 by <b>TCU, 11/24/19</b>
Rebounds	44 by <b>Virginia Tech, 11/5/19</b>	27 by <b>Colgate, 11/10/19</b>
Offensive Rebounds	16 by <b>Detroit Mercy, 11/17/19</b>	4 by <b>Duke, 1/14/20</b>
Assists	18 by <b>North Carolina, 1/11/20</b>	8 by <b>Detroit Mercy, 11/17/19; Alabama A&amp;M, 11/21/19</b>
Turnovers	21 by <b>many (3), last by South Carolina, 12/15/19</b>	8 by <b>Minnesota, 12/2/19; Virginia, 2/5/20</b>
Blocked Shots	9 by <b>Florida State, 12/8/19</b>	0 by <b>Alabama A&amp;M, 11/21/19; Jacksonville, 12/20/19</b>
Steals	13 by <b>TCU, 11/24/19</b>	2 by <b>Colgate, 11/10/19</b>
Fouls	24 by <b>South Carolina, 12/15/19</b>	10 by <b>Presbyterian, 11/7/19</b>

CATEGORY	CLEMSON INDIVIDUAL BEST	OPPONENT INDIVIDUAL BEST
Points	32 by <b>Tevin Mack vs. Syracuse, 1/28/20</b>	30 by <b>Landers Nolley II (Virginia Tech), 11/5/19</b>
Field Goals Made	12 by <b>Tevin Mack vs. Syracuse, 1/28/20</b>	12 by <b>Landers Nolley II (Virginia Tech), 11/5/19</b>
Field Goal Attempts	17 by <b>Al-Amir Dawes vs. South Carolina, 12/15/19</b>	23 by <b>Landers Nolley II (Virginia Tech), 11/5/19</b>
Field Goal Perfection	4 by <b>Tevin Mack vs. Syracuse, 1/28/20</b>	1 by <b>many (3), last by Matthew Hurt (Duke), 1/14/20</b>
	Hunter Tyson vs. Boston College, 2/22/20	
	Hunter Tyson vs. North Carolina, 1/11/20	
3-Pointers Made	6 by <b>Al-Amir Dawes vs. Boston College, 2/22/20</b>	5 by <b>many (3), last by Darius Perry (Louisville), 1/25/20</b>
3-Point Attempts	10 by <b>many (3), last by Al-Amir Dawes vs. Boston College, 2/22/20</b>	12 by <b>Brandon Robinson (North Carolina), 1/11/20</b>
3-Point Perfection	3 by <b>Aamir Simms vs. Jacksonville, 12/20/19</b>	1 by <b>many (4), last by Paul Atkinson (Yale), 12/22/19</b>
	Tevin Mack vs. Pittsburgh, 2/12/20	
Free Throws Made	9 by <b>Al-Amir Dawes vs. NC State, 1/4/20</b>	11 by <b>Antoine Davis (Detroit Mercy), 11/17/19</b>
Free Throw Attempts	11 by <b>Aamir Simms vs. South Carolina, 12/15/19</b>	12 by <b>Antoine Davis (Detroit Mercy), 11/17/19</b>
Free Throw Perfection	7 by <b>John Newman III vs. Louisville, 2/15/20</b>	4 by <b>many (6), last by RaiQuan Gray (Florida State), 12/8/19</b>
Rebounds	15 by <b>Aamir Simms vs. Virginia Tech, 11/5/19</b>	13 by <b>many (3), last by Olivier Sarr (Wake Forest), 2/1/20</b>
Offensive Rebounds	6 by <b>Tevin Mack vs. Syracuse, 1/28/20</b>	5 by <b>Justin Miller (Detroit Mercy), 11/17/19</b>
Assists	7 by <b>Aamir Simms vs. TCU, 11/24/19</b>	9 by <b>Marcus Carr (Minnesota), 12/2/19</b>
Blocked Shots	4 by <b>Aamir Simms vs. North Carolina, 1/11/20</b>	4 by <b>many (3), last by Jay Huff (Virginia), 2/5/20</b>
Steals	5 by <b>Tevin Mack vs. Colgate, 11/10/19</b>	4 by <b>many (3), last by Jordan Goldwire (Duke), 1/14/20</b>
Minutes	43 by <b>Tevin Mack vs. TCU, 11/24/19</b>	43 by <b>Desmond Bane (TCU), 11/24/19</b>

**Bold** denotes a Clemson home game; ^ - denotes one overtime period.

# SUPERLATIVES UNDER BROWNELL

## CATEGORY

## CLEMSON TEAM HIGH

Total Points	100	vs. <b>The Citadel, 11/6/18</b>
1st Half Points	54	vs. <b>Alabama A&amp;M, 11/21/19</b>
2nd Half Points	56	vs. Wake Forest, 2/2/16; North Carolina, 1/16/18
1st Half Field Goal %	69.6	vs. Boston College, 2/22/20
2nd Half Field Goal %	85.0	vs. <b>Georgia Tech, 1/12/11</b>
Scoring Margin	+45	vs. <b>Florida A&amp;M, 11/14/14</b>
Field Goals Made	35	vs. <b>The Citadel, 1/1/13</b>
Field Goal Attempts	73	vs. Florida State, 3/4/12
Field Goal %	69.2	vs. <b>Georgia Tech, 1/12/11</b>
3-Pointers Made	15	vs. <b>North Carolina, 1/30/18</b>
3-Point Attempts	36	vs. <b>Samford, 12/9/17; Virginia Tech, 2/21/18</b>
3-Point % (min. 10 att.)	78.6	vs. <b>Georgia Tech, 1/12/11</b>
Free Throws Made	32	vs. <b>Louisville, 1/10/16</b>
Free Throw Attempts	46	vs. <b>Western Carolina, 11/12/10</b>
Free Throw % (min. 10 att.)	100.0	vs. <b>Miami (15-15), 1/16/16</b>
Rebounds	51	vs. <b>Presbyterian College, 12/15/15</b>
Offensive Rebounds	23	vs. Oklahoma, 11/20/16; <b>SC State, 12/13/16</b>
Rebound Margin	+23	vs. <b>North Carolina A&amp;T, 11/12/17</b>
Assists	22	vs. many (4), last vs. <b>Virginia Tech, 1/22/17</b>
Turnovers	22	vs. Florida State, 2/5/17
Blocked Shots	12	vs. <b>Arizona, 12/8/12; South Carolina, 11/17/13</b>
Steals	16	vs. <b>The Citadel, 1/1/13</b>
Fouls	25	vs. many (4), last vs. Georgia Tech, 3/9/16

## CLEMSON TEAM LOW

36	vs. Virginia, 1/23/18
10	vs. Duke, 1/8/13; Virginia, 2/7/13
13	vs. Virginia, 1/23/18
12.0	vs. Duke, 1/8/13
23.5	vs. Duke, 3/2/11
-48	vs. Florida State, 2/5/17
14	vs. <b>Louisville, 1/10/16; Virginia, 1/12/19; South Carolina, 12/15/19</b>
33	vs. <b>Virginia, 1/12/13</b>
25.9	vs. <b>Virginia, 1/12/19</b>
0	vs. <b>Virginia Tech, 3/1/12; at NC State, 1/26/19</b>
7	vs. at NC State, 1/26/19
0.0	vs. <b>Virginia Tech, 3/1/12</b>
4	vs. Iowa, 11/29/11
10	vs. North Carolina, 1/18/11
38.5	vs. Wake Forest (5-13), 2/25/14
19	vs. Virginia, 1/31/12
2	vs. Virginia, 1/19/16
-22	vs. <b>Louisville, 1/10/16</b>
3	vs. Duke, 1/8/13; <b>Georgia Tech, 2/13/16</b>
1	vs. NC State, 2/20/16
0	vs. <b>North Carolina, 2/28/13; Virginia Tech, 3/2/13</b>
0	vs. <b>Illinois, 3/23/14; NC State, 1/11/18</b>
5	vs. <b>SC State, 12/13/16</b>

## CATEGORY

## OPPONENT TEAM HIGH

109	by Florida State, 2/5/17
51	by Florida State, 2/5/17
58	by Florida State, 2/5/17
64.0	by Florida State, 3/4/12
72.0	by Duke, 1/8/13
41	by Florida State, 2/5/17
79	by <b>Maryland, 3/2/14</b>
66.1	by Florida State, 2/5/17
19	vs. vs. Mississippi State, 12/8/18
40	by Davidson, 11/17/16
72.7	by <b>Maryland, 2/7/12</b>
25	by West Virginia, 3/17/11
35	by Maryland, 1/22/11
96.0	by Colorado, 11/26/19
63	by <b>Maryland, 3/2/14</b>
24	by <b>Louisville, 1/10/16</b>
26	by Florida State, 2/5/17
25	by <b>The Citadel, 1/1/13</b>
9	by Florida State, 1/24/13; Florida State, 1/30/16
14	by <b>Virginia Tech, 3/5/11</b>
32	by <b>Western Carolina, 11/12/10</b>

## OPPONENT TEAM LOW

35	by <b>Furman, 12/14/13</b>
15	by Georgia Tech, 2/14/13; <b>Stetson, 11/8/13</b>
11	by <b>Jacksonville, 12/20/19</b>
17.2	by Georgia Tech, 2/14/13
16.7	by <b>Delaware State, 11/13/13</b>
11	by <b>Savannah State, 12/17/10</b>
38	by Wake Forest, 2/25/14
22.9	by <b>Savannah State, 12/17/10</b>
1	by many (6), last by <b>Georgia Tech, 2/13/16</b>
9	by Furman, 11/16/12; UTEP, 11/23/12
7.7	by <b>Delaware State, 11/13/13</b>
1	by <b>Virginia, 2/14/12; SC State, 12/23/12</b>
1	by <b>Virginia, 2/14/12</b>
18.2	by Davidson, 11/22/13
20	by <b>Delaware State, 12/27/10</b>
1	by Boston College, 1/12/12
2	by <b>Charleston Southern, 12/18/18</b>
4	by Temple, 11/21/13
0	by many (12), last by Hofstra, 11/17/17
0	by Hofstra, 11/17/17
8	by <b>College of Charleston, 11/19/11</b>

## CATEGORY

## CLEMSON INDIVIDUAL BEST

Points	33	by Jaron Blossomgame vs. NC State, 2/20/16
Field Goals Made	13	by many (3), last by Jaron Blossomgame vs. Notre Dame, 2/8/16
Field Goal Attempts	24	by K.J. McDaniels vs. Notre Dame, 2/11/14
Field Goal Perfection	7	by <b>Adonis Filer vs. The Citadel, 1/1/13</b>
3-Pointers Made	8	by Marcquise Reed vs. Virginia Tech, 2/21/18
3-Point Attempts	20	by Marcquise Reed vs. Virginia Tech, 2/21/18
3-Point Perfection	5	by <b>Gabe DeVoe vs. Texas Southern, 11/24/17</b>
Free Throws Made	16	by <b>Milton Jennings vs. Virginia Tech, 1/27/13</b>
Free Throw Attempts	18	by <b>Milton Jennings vs. Virginia Tech, 1/27/13</b>
Free Throw Perfection	9	by many (3), last by Jaron Blossomgame vs. Florida State, 2/25/17
Rebounds	16	by <b>Elijah Thomas vs. Texas Southern, 11/24/17</b>
Offensive Rebounds	8	by many (4), last by Sidy Djitte vs. Florida State, 2/5/17
Assists	11	by Marcquise Reed vs. Georgia Tech, 1/28/18
Blocked Shots	8	by <b>Jerai Grant vs. East Carolina, 12/29/10</b>
Steals	6	by <b>Landry Nnoko vs. Virginia Tech, 2/6/16</b>
Minutes	48	by <b>Avry Holmes vs. Georgia Tech, 2/13/16</b>
		by <b>^^K.J. McDaniels vs. Maryland, 3/2/14</b>

## OPPONENT INDIVIDUAL BEST

40	by Harrison Barnes (North Carolina), 3/12/11
12	by many (5), last <b>Landers Nolley II (Virginia Tech), 11/5/19</b>
23	by <b>Landers Nolley II (Virginia Tech), 11/5/19</b>
5	by Theo Pinson (North Carolina), 12/30/15
8	by Lamar Peters (Mississippi State), 12/8/18
12	by Zane Johnson (Hawaii), 12/25/11
	<b>Andrew White III (Syracuse), 2/7/17</b>
	Gavin Block (Ohio), 11/16/17
	<b>Demontrae Jefferson (Texas Southern), 11/24/17</b>
	Ty-Shon Alexander (Creighton), 11/21/18
	<b>Antoine Davis (Detroit Mercy), 11/17/19</b>
5	by Christian James (Oklahoma), 11/20/16
15	by Marcus Georges-Hunt (Georgia Tech), 3/9/16
16	by Marcus Georges-Hunt (Georgia Tech), 3/9/16
8	by Erick Green (Virginia Tech), 3/8/12
	Charles Mann (Georgia), 12/22/15
	Jordan Dartis (Ohio), 11/16/17
	Theo Pinson (North Carolina), 1/16/18
20	by John Mooney (Notre Dame), 3/9/19
8	by Jordan Murphy (Minnesota), 11/30/15
13	by Kendall Marshall (North Carolina), 2/18/12
7	by James Banks III (Georgia Tech), 2/6/19
5	by many (4), last by Lavar Batts (NC State), 1/11/18
50	by <b>^^Eric Atkins (Notre Dame), 2/11/14</b>

**Bold** denotes a Clemson home game; ^ - denotes one overtime period.





# 2019-20 GAME BY GAME

	W/L	FG-FGA	Pct.	3pt-A	Pct.	FT-FTA	Pct.	OR	DR	Tot	PF	A	TO	BLK	Stl	1H	2H	OT	Pts
Clemson	L	22-64	.344	7-29	.241	9-15	.600	8	28	36	16	9	8	3	4	37	23	N/A	60
Virginia Tech		22-57	.386	9-27	.333	14-20	.700	9	35	44	15	11	13	3	4	34	33	N/A	67
Clemson	W	31-67	.463	14-34	.412	3-4	.750	11	28	39	16	14	12	2	6	43	36	N/A	79
Presbyterian		18-51	.353	5-18	.278	4-9	.444	9	26	35	10	10	21	2	8	21	24	N/A	45
Clemson	W	31-60	.517	6-20	.300	13-18	.722	10	26	36	9	11	12	1	13	38	43	N/A	81
Colgate		26-57	.456	11-33	.333	5-5	1.000	5	22	27	16	14	18	2	2	30	38	N/A	68
Clemson	W	31-65	.477	11-33	.333	14-21	.667	15	24	39	21	20	14	2	10	38	49	N/A	87
Detroit Mercy		19-59	.322	7-24	.292	20-22	.909	16	22	38	18	8	18	1	9	29	36	N/A	65
Clemson	W	34-64	.531	12-29	.414	7-15	.467	8	32	40	5	19	9	7	11	54	33	N/A	87
Alabama A&M		19-56	.339	10-25	.400	3-6	.500	6	26	32	14	8	18	0	8	19	32	N/A	51
Clemson	W	19-53	.358	10-28	.357	14-20	.700	4	25	29	15	15	17	2	10	23	29	10	62
TCU		22-58	.379	9-28	.321	7-15	.467	10	30	40	15	12	21	3	13	25	27	8	60
Clemson	L	20-49	.408	8-21	.381	19-22	.864	6	19	25	21	16	13	3	7	36	31	N/A	67
Colorado		20-51	.392	7-22	.318	24-25	.960	8	24	32	16	14	12	4	6	33	38	N/A	71
Clemson	L	23-50	.460	2-11	.182	12-17	.706	6	20	26	13	8	10	1	1	29	31	N/A	60
Minnesota		28-52	.538	8-22	.364	14-19	.737	6	24	30	19	17	8	5	3	35	43	N/A	78
Clemson	L	19-53	.358	9-27	.333	6-10	.600	11	21	32	14	8	18	0	5	33	20	N/A	53
Florida State		25-54	.463	15-32	.469	7-10	.700	9	25	34	14	16	13	9	6	27	45	N/A	72
Clemson	L	14-50	.280	9-32	.281	17-23	.739	10	22	32	17	10	22	2	11	26	28	N/A	54
South Carolina		23-51	.451	8-18	.444	13-19	.684	11	30	41	24	11	21	3	10	28	39	N/A	67
Clemson	W	25-57	.439	8-28	.286	10-13	.769	9	34	43	7	13	8	2	3	37	31	N/A	68
Jacksonville		14-55	.255	7-31	.226	4-7	.571	8	24	32	11	9	12	0	5	28	11	N/A	39
Clemson	L	15-47	.319	4-20	.200	11-16	.688	6	21	27	16	4	13	1	11	19	26	N/A	45
Yale		20-47	.426	5-20	.250	9-13	.692	7	28	35	16	10	19	1	8	24	30	N/A	54
Clemson	L	27-62	.423	6-22	.273	8-12	.667	10	28	38	14	15	13	2	7	26	36	6	68
Miami		28-64	.438	8-25	.320	9-10	.900	8	28	36	16	9	12	2	7	26	36	11	73
Clemson	W	23-49	.469	9-28	.321	26-31	.839	6	28	34	16	18	10	3	6	41	40	N/A	81
NC State		26-59	.441	5-21	.238	13-19	.684	8	22	30	22	11	9	3	3	35	35	N/A	70
Clemson	W	29-67	.433	12-31	.387	9-13	.692	9	30	39	17	16	11	4	7	29	41	9	79
North Carolina		28-66	.424	6-26	.231	14-20	.700	9	30	39	14	18	10	3	8	39	31	6	76
Clemson	W	30-53	.566	8-19	.421	11-22	.500	7	28	35	16	18	16	4	9	40	39	N/A	79
Duke		27-54	.500	8-20	.400	10-20	.500	4	23	27	20	13	15	2	10	33	39	N/A	72
Clemson	L	20-53	.377	5-20	.250	9-23	.391	9	28	37	19	12	12	3	7	24	30	N/A	54
NC State		20-51	.392	6-25	.240	14-21	.667	7	33	40	23	12	13	4	4	36	24	N/A	60
Clemson	W	28-56	.500	8-25	.320	7-18	.389	6	26	32	17	15	7	3	5	31	40	N/A	71
Wake Forest		25-57	.439	7-30	.233	11-15	.733	8	30	38	18	6	9	1	5	37	31	N/A	68
Clemson	L	21-61	.344	11-38	.289	9-12	.750	9	20	29	19	11	9	4	5	26	36	N/A	62
Louisville		26-54	.481	10-21	.476	18-22	.818	10	31	41	15	16	12	1	5	47	33	N/A	80
Clemson	W	26-54	.481	9-28	.321	10-12	.833	11	25	36	13	17	16	2	5	33	38	N/A	71
Syracuse		24-57	.421	8-27	.296	14-15	.933	8	18	26	16	4	8	3	10	35	35	N/A	70
Clemson	L	18-59	.305	4-21	.190	4-6	.667	11	28	39	18	8	15	1	7	19	25	N/A	44
Wake Forest		19-55	.345	7-25	.280	11-16	.688	11	31	42	13	12	13	2	7	22	34	N/A	56
Clemson	L	17-52	.327	6-28	.214	4-7	.571	8	26	34	16	8	9	2	5	14	30	N/A	44
Virginia		17-46	.370	7-20	.350	10-17	.588	5	30	35	11	13	8	7	5	26	25	N/A	51
Clemson	L	20-56	.357	9-34	.265	8-9	.889	5	26	31	13	12	9	3	6	29	28	N/A	57
Notre Dame		21-50	.420	10-28	.357	9-10	.900	4	31	35	12	14	11	1	2	27	34	N/A	61
Clemson	W	22-44	.500	13-22	.591	15-20	.750	8	27	35	20	18	14	2	5	32	40	N/A	72
Pittsburgh		15-48	.313	4-14	.286	18-28	.643	12	17	29	17	12	11	1	6	24	28	N/A	52
Clemson	W	25-49	.510	9-23	.391	18-23	.783	2	32	34	15	10	8	4	5	31	46	N/A	77
Louisville		24-69	.348	6-27	.222	8-12	.667	14	25	39	19	11	7	2	2	14	48	N/A	62
Clemson	W	31-45	.689	12-23	.522	8-12	.667	4	28	32	16	20	20	2	4	41	41	N/A	82
Boston College		23-61	.377	7-26	.269	11-15	.733	12	13	25	12	12	8	0	12	29	35	N/A	64
Clemson	L	24-58	.414	2-20	.100	9-14	.643	9	22	31	15	15	16	3	9	29	30	N/A	59
Georgia Tech		26-55	.473	7-16	.438	9-13	.692	8	27	35	16	16	17	3	9	34	34	N/A	68
Clemson	W	27-56	.482	6-20	.300	10-19	.526	9	23	32	15	9	12	2	6	32	38	N/A	70
Florida State		25-50	.500	8-21	.381	11-18	.611	7	27	34	20	11	16	3	7	39	30	N/A	69
Clemson	L	20-57	.351	9-35	.257	9-13	.692	7	25	32	15	11	12	2	5	25	33	N/A	58
Virginia Tech		26-48	.542	12-26	.462	6-11	.545	2	32	34	16	17	16	1	8	30	40	N/A	70
Clemson	L	21-60	.350	6-26	.231	14-18	.778	10	20	30	18	10	10	2	11	28	34	N/A	62
Georgia Tech		18-42	.429	6-15	.400	23-28	.821	6	31	37	17	7	19	3	5	39	26	N/A	65
Clemson	W	22-47	.468	7-22	.318	18-19	.947	4	28	32	10	11	11	5	1	21	48	N/A	69
Miami		24-63	.381	11-36	.306	5-7	.714	12	22	34	16	6	10	7	3	23	41	N/A	64

# 2019-20 ACC STATISTICS

SCORING OFFENSE	G	W-L	PTS.	PPG
Duke	31	25-6	2558	82.5
Florida State	31	26-5	2336	75.4
NC State	32	20-12	2388	74.6
Syracuse	32	18-14	2378	74.3
Notre Dame	32	20-12	2376	74.2
Louisville	31	24-7	2296	74.1
Wake Forest	31	13-18	2276	73.4
North Carolina	33	14-19	2381	72.2
Miami	31	15-16	2207	71.2
Georgia Tech	31	17-14	2126	68.6
Virginia Tech	32	16-16	2194	68.6
<b>Clemson</b>	<b>31</b>	<b>16-15</b>	<b>2062</b>	<b>66.5</b>
Pitt	33	16-17	2152	65.2
Boston College	32	13-19	2067	64.6
Virginia	30	23-7	1711	57.0

SCORING DEFENSE	G	W-L	PTS.	PPG
Virginia	30	23-7	1571	52.4
Louisville	31	24-7	1974	63.7
<b>Clemson</b>	<b>31</b>	<b>16-15</b>	<b>1988</b>	<b>64.1</b>
Florida State	31	26-5	2037	65.7
Pitt	33	16-17	2169	65.7
Georgia Tech	31	17-14	2059	66.4
Virginia Tech	32	16-16	2128	66.5
Duke	31	25-6	2107	68.0
Notre Dame	32	20-12	2195	68.6
Syracuse	32	18-14	2216	69.3
NC State	32	20-12	2231	69.7
Boston College	32	13-19	2260	70.6
North Carolina	33	14-19	2403	72.8
Miami	31	15-16	2270	73.2
Wake Forest	31	13-18	2321	74.9

SCORING MARGIN	G	OFF.	DEF.	MAR.
Duke	31	82.5	68.0	+14.5
Louisville	31	74.1	63.7	+10.4
Florida State	31	75.4	65.7	+9.6
Notre Dame	32	74.2	68.6	+5.7
Syracuse	32	74.3	69.2	+5.1
NC State	32	74.6	69.7	+4.9
Virginia	30	57.0	52.4	+4.7
<b>Clemson</b>	<b>31</b>	<b>66.5</b>	<b>64.1</b>	<b>+2.4</b>
Georgia Tech	31	68.6	66.4	+2.2
Virginia Tech	32	68.6	66.5	+2.1
Pitt	33	65.2	65.7	-0.5
North Carolina	33	72.2	72.8	-0.7
Wake Forest	31	73.4	74.9	-1.5
Miami	31	71.2	73.2	-2.0
Boston College	32	64.6	70.6	-6.0

FG PCT.	G	FG	FGA	PCT.
Duke	31	920	1957	.470
Florida State	31	844	1848	.457
Louisville	31	810	1787	.453
Georgia Tech	31	781	1727	.452
NC State	32	885	1958	.452
Syracuse	32	813	1867	.435
Wake Forest	31	765	1769	.432
Miami	31	796	1855	.429
<b>Clemson</b>	<b>31</b>	<b>735</b>	<b>1717</b>	<b>.428</b>
Notre Dame	32	850	1993	.426
North Carolina	33	865	2058	.420
Virginia Tech	32	787	1877	.419
Virginia	30	626	1515	.413
Pitt	33	755	1867	.404
Boston College	32	742	1844	.402

FT PCT.	G	FT	FTA	PCT.
Miami	31	396	522	.759
Florida State	31	418	557	.750
Wake Forest	31	542	726	.747
Syracuse	32	493	666	.740
Notre Dame	32	366	498	.735
Louisville	31	421	576	.731
Duke	31	501	696	.720
Virginia	30	289	403	.717
Pitt	33	467	655	.713
Virginia Tech	32	305	429	.711
NC State	32	396	558	.710
<b>Clemson</b>	<b>31</b>	<b>341</b>	<b>497</b>	<b>.686</b>
North Carolina	33	470	689	.682
Georgia Tech	31	403	595	.677
Boston College	32	353	536	.659

3FG PCT.	G	3FG	FGA	PCT.
Louisville	31	255	679	.376
Duke	31	217	617	.352
Virginia Tech	32	315	896	.352
Florida State	31	230	655	.351
Wake Forest	31	204	582	.351
Notre Dame	32	310	899	.345
Syracuse	32	259	787	.329
NC State	32	222	697	.319
Miami	31	219	690	.317
<b>Clemson</b>	<b>31</b>	<b>251</b>	<b>797</b>	<b>.315</b>
Georgia Tech	31	161	516	.312
Boston College	32	230	747	.308
North Carolina	33	181	595	.304
Virginia	30	170	560	.304
Pitt	33	175	592	.296

3FGS PER GAME	G	3FG	3PG
Virginia Tech	32	315	9.84
Notre Dame	32	310	9.69
Louisville	31	255	8.23
<b>Clemson</b>	<b>31</b>	<b>251</b>	<b>8.10</b>
Syracuse	32	259	8.09
Florida State	31	230	7.42
Boston College	32	230	7.19
Miami	31	219	7.06
Duke	31	217	7.00
NC State	32	222	6.94
Wake Forest	31	204	6.58
Virginia	30	170	5.67
North Carolina	33	181	5.48
Pitt	33	175	5.30
Georgia Tech	31	161	5.19

FG PCT. DEFENSE	G	FG	FGA	PCT.
Virginia	30	573	1554	.369
Louisville	31	690	1772	.389
Georgia Tech	31	719	1800	.399
Syracuse	32	758	1868	.406
Florida State	31	694	1708	.406
<b>Clemson</b>	<b>31</b>	<b>698</b>	<b>1697</b>	<b>.411</b>
Notre Dame	32	832	2011	.414
Virginia Tech	32	771	1852	.416
Duke	31	784	1879	.417
North Carolina	33	843	2000	.422
NC State	32	792	1857	.426
Pitt	33	791	1838	.430
Wake Forest	31	819	1869	.438
Miami	31	862	1945	.443
Boston College	32	818	1845	.443

3FG PCT. DEFENSE	G	3FG	FGA	PCT.
Georgia Tech	31	168	590	.285
Virginia	30	194	663	.293
Duke	31	150	501	.299
Louisville	31	219	727	.301
NC State	32	193	610	.316
Florida State	31	218	687	.317
Syracuse	32	288	895	.322
Virginia Tech	32	254	788	.322
<b>Clemson</b>	<b>31</b>	<b>244</b>	<b>749</b>	<b>.326</b>
Wake Forest	31	220	660	.333
Boston College	32	229	686	.334
North Carolina	33	277	824	.336
Notre Dame	32	245	728	.337
Miami	31	229	675	.339
Pitt	33	247	728	.339

REBOUND MARGIN	G	OWN	OPP.	MAR.
North Carolina	33	41.9	34.3	+7.6
Louisville	31	38.6	32.3	+6.3
Duke	31	40.1	34.4	+5.7
Virginia	30	34.2	30.5	+3.6
Wake Forest	31	37.7	35.0	+2.7
Florida State	31	35.5	33.0	+2.6
Georgia Tech	31	36.3	33.8	+2.5
Notre Dame	32	37.8	38.2	-0.3
<b>Clemson</b>	<b>31</b>	<b>33.7</b>	<b>34.7</b>	<b>-1.0</b>
Syracuse	32	35.8	37.1	-1.2
NC State	32	35.7	37.0	-1.3
Pitt	33	34.2	36.3	-2.1
Virginia Tech	32	33.9	37.2	-3.2
Miami	31	34.5	38.5	-4.1
Boston College	32	33.1	38.1	-5.1

TO MARGIN	G	OWN	OPP.	MAR.
Florida State	31	13.3	16.6	+3.39
Pitt	33	12.2	15.5	+3.30
Syracuse	32	11.3	14.0	+2.69
NC State	32	12.0	14.2	+2.25
Virginia Tech	32	9.9	11.9	+2.03
Notre Dame	32	9.8	11.7	+1.81
Duke	31	13.2	15.0	+1.81
<b>Clemson</b>	<b>31</b>	<b>12.5</b>	<b>13.5</b>	<b>+1.03</b>
Boston College	32	13.8	14.6	+0.81
Miami	31	12.1	12.4	+0.32
Louisville	31	12.2	11.8	-0.42
Virginia	30	12.3	11.8	-0.47
North Carolina	33	12.9	11.5	-1.45
Georgia Tech	31	16.2	13.9	-2.35
Wake Forest	31	14.2	10.9	-3.29

ASSIST/TO RATIO	G	OWN	OPP.	RATIO
Notre Dame	32	16.5	9.8	1.68
Virginia Tech	32	14.6	9.9	1.48
Syracuse	32	14.0	11.3	1.23
Duke	31	15.5	13.2	1.17
Louisville	31	14.0	12.1	1.15
NC State	32	13.5	12.0	1.13
North Carolina	33	14.3	12.9	1.11
<b>Clemson</b>	<b>31</b>	<b>12.9</b>	<b>12.5</b>	<b>1.04</b>
Pitt	33	12.2	12.2	1.00
Florida State	31	13.2	13.2	1.00
Virginia	30	11.4	12.3	0.93
Boston College	32	12.6	13.7	0.92
Wake Forest	31	12.7	14.2	0.90
Georgia Tech	31	13.7	16.2	0.84
Miami	31	10.0	12.1	0.83

ASSISTS PER GAME	G	AST.	APG
Notre Dame	32	528	16.50
Duke	31	479	15.45
Virginia Tech	32	468	14.63
North Carolina	33	472	14.30
Syracuse	32	447	13.97
Louisville	31	433	13.97
Georgia Tech	31	425	13.71
NC State	32	434	13.56
Florida State	31	409	13.19
<b>Clemson</b>	<b>31</b>	<b>401</b>	<b>12.94</b>
Wake Forest	31	395	12.74
Boston College	32	403	12.59
Pitt	33	404	12.24
Virginia	30	343	11.43
Miami	31	310	10.00

BLOCKS PER GAME	G	BLK.	BPG
Duke	31	188	6.06
Florida State	31	162	5.23
Virginia	30	147	4.90
Georgia Tech	31	142	4.58
NC State	32	145	4.53
Syracuse	32	143	4.47
Miami	31	119	3.84
Notre Dame	32	118	3.69
North Carolina	33	116	3.52
Pitt	33	113	3.42
Virginia Tech	32	95	2.97
Wake Forest	31	87	2.81
Louisville	31	83	2.68
Boston College	32	82	2.56
<b>Clemson</b>	<b>31</b>	<b>74</b>	<b>2.39</b>

STEALS PER GAME	G	STL.	SPG
Florida State	31	273	8.81
Duke	31	258	8.32
Pitt	33	258	7.82
NC State	32	245	7.66
Boston College	32	245	7.66
Syracuse	32	237	7.41
Georgia Tech	31	220	7.10
<b>Clemson</b>	<b>31</b>	<b>211</b>	<b>6.81</b>
Virginia Tech	32	193	6.03
Notre Dame	32	189	5.91
Miami	31	183	5.90
North Carolina	33	183	5.55
Virginia	30	161	5.37
Louisville	31	157	5.06
Wake Forest	31	151	4.87





# 2019-20 ACC STATISTICS

SCORING	G	FG	3FG	FT	PTS	PPG
Elijah Hughes-SU	32	198	78	135	609	19.0
Jordan Nwora-UL	31	189	76	104	558	18.0
Vernon Carey-DU	31	199	8	146	552	17.8
Garrison Brooks-NC	32	207	2	123	539	16.8
Tre Jones-DU	29	162	39	108	471	16.2
John Mooney-ND	31	199	31	73	502	16.2
Michael Devoe-GT	28	157	53	81	448	16.0
Brandon Childress-WF	30	145	50	127	467	15.6
Landers Nolley II-VT	32	171	68	85	495	15.5
Chris Lykes-UM	26	140	51	70	401	15.4
Buddy Boenheim-SU	32	177	97	40	491	15.3
Jose Alvarado-GT	24	119	42	65	345	14.4
Mamadi Diakite-VA	30	150	20	92	412	13.7
Olivier Sarr-WF	30	137	1	137	412	13.7
C.J. Bryce-ST	28	141	31	60	373	13.3
T.J. Gibbs-ND	32	142	76	66	426	13.3
DJ Vasiljevic-UM	31	138	73	60	409	13.2
Jay Heath-BC	31	149	65	43	406	13.1
Aamir Simms-CU	30	139	34	79	391	13.0

FIELD GOAL PERCENTAGE	G	FGS	ATT	PCT.
Vernon Carey-DU	31	199	345	.577
Garrison Brooks-NC	32	207	387	.535
Moses Wright-GT	31	169	318	.531
Mamadi Diakite-VA	30	150	314	.478
Michael Devoe-GT	28	157	330	.476
John Mooney-ND	31	199	433	.460
C.J. Bryce-ST	28	141	320	.441
Jordan Nwora-UL	31	189	430	.440
Chris Lykes-UM	26	140	324	.432
Elijah Hughes-SU	32	198	465	.426

FREE THROW PERCENTAGE	G	FTS	ATT	PCT.
Joseph Girard III-SU	32	84	94	.894
Kihei Clark-VA	30	78	89	.876
Trent Forrest-FS	31	83	101	.822
Chris Lykes-UM	26	70	86	.814
Elijah Hughes-SU	32	135	166	.813
Jordan Nwora-UL	31	104	128	.813
Brandon Childress-WF	30	127	157	.809
Jose Alvarado-GT	24	65	82	.793
Derryck Thornton-BC	29	88	112	.786
Landers Nolley II-VT	32	85	109	.780

3-PT FG PERCENTAGE	G	FGS	ATT	PCT.
Buddy Boenheim-SU	32	97	262	.370

REBOUNDS PER GAME	G	REB.	RPG
John Mooney-ND	31	394	12.7
Olivier Sarr-WF	30	270	9.0
Vernon Carey-DU	31	272	8.8
Steffon Mitchell-BC	31	269	8.7
Garrison Brooks-NC	32	273	8.5
Armando Bacot-NC	32	263	8.2
Dwayne Sutton-UL	31	254	8.2
Jordan Nwora-UL	31	239	7.7
James Banks-GT	31	235	7.6
Bourama Sidibe-SU	32	242	7.6

ASSISTS PER GAME	G	AST.	APG
Markell Johnson-ST	31	210	6.77
Tre Jones-DU	29	185	6.38
Kihei Clark-VA	30	176	5.87
Wabissa Bede-VT	32	177	5.53
Prentiss Hubb-ND	32	162	5.06
Xavier Johnson-UP	33	163	4.94
Brandon Childress-WF	30	138	4.60
Trent Forrest-FS	31	124	4.00
Jose Alvarado-GT	24	96	4.00
Trey McGowens-UP	33	118	3.58

STEALS PER GAME	G	STL	SPG
Jose Alvarado-GT	24	53	2.21
Steffon Mitchell-BC	31	68	2.19
Markell Johnson-ST	31	60	1.94
Trey McGowens-UP	33	63	1.91
Trent Forrest-FS	31	59	1.90
Tre Jones-DU	29	51	1.76
Xavier Johnson-UP	33	58	1.76
Devon Daniels-ST	32	53	1.66
Jordan Goldwire-DU	31	47	1.52
Joseph Girard III-SU	32	47	1.47

3-PT FGS PER GAME	G	3FG	3PG
Buddy Boenheim-SU	32	97	3.03
Jordan Nwora-UL	31	76	2.45
Elijah Hughes-SU	32	78	2.44
T.J. Gibbs-ND	32	76	2.38
Prentiss Hubb-ND	32	76	2.38
DJ Vasiljevic-UM	31	73	2.35
Ryan McMahon-UL	31	68	2.19
Joseph Girard III-SU	32	70	2.19
Landers Nolley II-VT	32	68	2.13
Jay Heath-BC	31	65	2.10

BLOCKED SHOTS PER GAME	G	BLK.	BPG
Manny Bates-ST	29	83	2.86
James Banks-GT	31	76	2.45
Juwan Durham-ND	32	66	2.06
Jay Huff-VA	30	61	2.03
Vernon Carey-DU	31	49	1.58
Terrell Brown-UP	33	50	1.52
Bourama Sidibe-SU	32	44	1.38
Mamadi Diakite-VA	30	38	1.27
Olivier Sarr-WF	30	35	1.17
Moses Wright-GT	31	35	1.13

OFFENSIVE REBOUNDS PER GAME	G	REB	ORPG
John Mooney-ND	31	113	3.65
Garrison Brooks-NC	32	103	3.22
Steffon Mitchell-BC	31	97	3.13
Bourama Sidibe-SU	32	89	2.78
James Banks-GT	31	86	2.77
Armando Bacot-NC	32	87	2.72
Vernon Carey-DU	31	83	2.68
Olivier Sarr-WF	30	80	2.67
Dwayne Sutton-UL	31	76	2.45
DJ Funderburk-ST	30	71	2.37

ASSIST-TO-TURNOVER RATIO	AST	TO	RATIO
Wabissa Bede-VT	177	53	3.34
T.J. Gibbs-ND	104	39	2.67
Tre Jones-DU	185	78	2.37
Rex Pflueger-ND	104	49	2.12
Markell Johnson-ST	210	101	2.08
Steffon Mitchell-BC	96	50	1.92
Prentiss Hubb-ND	162	85	1.91
Joseph Girard III-SU	113	60	1.88
Kihei Clark-VA	176	105	1.68
Brandon Childress-WF	138	88	1.57

MINUTES PER GAME	G	MIN.	MPG
Kihei Clark-VA	30	1112	37.07
Elijah Hughes-SU	32	1175	36.72
Buddy Boenheim-SU	32	1137	35.54
Tre Jones-DU	29	1028	35.44
Brandon Childress-WF	30	1060	35.33
Prentiss Hubb-ND	32	1127	35.20
Michael Devoe-GT	28	984	35.14
Garrison Brooks-NC	32	1118	34.93
T.J. Gibbs-ND	32	1117	34.90
Markell Johnson-ST	31	1059	34.15

CLEMSON FINISHED  
THIRD IN THE ACC IN  
SCORING DEFENSE,  
ALLOWING JUST 64.1  
POINTS PER GAME.

## 2019-20 BOXSCORES

<b>1</b>	<b>CLEMSON</b>	<b>60</b>
Nov. 5, 2019	<b>VIRGINIA TECH</b>	<b>67</b>
ATTENDANCE: 7,500		
LITTLEJOHN COLISEUM / CLEMSON, S.C.		

VIRGINIA TECH	FG	3FG	FT	REB	PF	TP	A	TO	B	S	MIN
Nolley II f	12-23	4-8	2-4	1-4-5	3	30	0	5	0	2	37
Horne f	3-7	1-4	1-1	0-7-7	1	8	2	1	0	0	36
Cattoor g	0-3	0-2	0-0	0-4-4	1	0	0	1	0	0	27
Wilkins g	1-7	1-5	1-3	4-2-6	5	4	2	2	0	1	21
Bede g	2-4	0-1	3-4	0-8-8	3	7	6	3	1	0	32
Radford	1-2	0-0	2-2	1-3-4	1	4	0	0	0	0	13
Alleyne	2-9	2-6	5-6	0-3-3	1	11	1	1	0	1	23
Ojiake	0-0	0-0	0-0	0-1-1	0	0	0	0	0	0	4
Cone	1-2	1-1	0-0	0-1-1	0	3	0	0	0	0	8
TEAM				0-0-0							
<b>Totals</b>	<b>22-57</b>	<b>9-27</b>	<b>14-20</b>	<b>9-35-44</b>	<b>15</b>	<b>67</b>	<b>11</b>	<b>13</b>	<b>1</b>	<b>4</b>	<b>200</b>
<b>Pct.</b>	<b>38.6</b>	<b>33.3</b>	<b>70.0</b>	<b>DR: 3,0</b>							

FG (1st Half: 14-32 43.8%; 2nd Half: 8-25 32.0%)  
 3FG (1st Half: 6-15 40.0%; 2nd Half: 3-12 25.0%)  
 FT (1st Half: 0-2 0.0%; 2nd Half: 14-18 77.8%)

CLEMSON	FG	3FG	FT	REB	PF	TP	A	TO	B	S	MIN
Simms f	4-11	1-4	3-4	4-11-15	2	12	0	1	0	1	34
Dawes g	4-11	2-6	1-1	0-6-6	0	11	2	2	0	0	32
Hunter g	3-10	0-3	1-5	0-3-3	4	7	2	0	0	0	29
Mack g	4-10	2-7	0-0	1-2-3	5	10	2	1	1	1	25
Newman III g	5-11	1-4	4-4	2-3-5	2	15	2	0	0	0	33
Scott	1-2	0-0	0-0	0-1-1	1	2	0	2	0	0	9
Jemison	0-1	0-0	0-0	1-1-2	0	0	0	1	0	1	6
Hemenway	1-4	1-2	0-0	0-0-0	1	3	0	1	0	0	15
Moore	0-1	0-0	0-0	0-0-0	0	0	1	0	1	0	10
Tyson	0-3	0-3	0-1	0-1-1	1	0	0	0	0	1	7
TEAM				0-0-0							
<b>Totals</b>	<b>22-64</b>	<b>7-29</b>	<b>9-15</b>	<b>8-28-36</b>	<b>16</b>	<b>60</b>	<b>9</b>	<b>8</b>	<b>2</b>	<b>4</b>	<b>200</b>
<b>Pct.</b>	<b>34.4</b>	<b>24.1</b>	<b>60.0</b>	<b>DR: 5,1</b>							

FG (1st Half: 15-34 44.1%; 2nd Half: 7-30 23.3%)  
 3FG (1st Half: 6-15 40.0%; 2nd Half: 1-14 7.1%)  
 FT (1st Half: 1-1 100.0%; 2nd Half: 8-14 57.1%)

OFFICIALS: Bill Covington, Bert Smith, Lee Cassell  
 TECHNICAL FOULS: Virginia Tech-Horne

SCORE BY PERIODS	1ST	2ND	TOTAL
Virginia Tech	34	33	67
Clemson	37	23	60

<b>2</b>	<b>CLEMSON</b>	<b>79</b>
Nov. 7, 2019	<b>PRESBYTERIAN</b>	<b>45</b>
ATTENDANCE: 5,713		
LITTLEJOHN COLISEUM / CLEMSON, S.C.		

PRESBYTERIAN	FG	3FG	FT	REB	PF	TP	A	TO	B	S	MIN
Drake f	4-8	0-2	0-1	3-4-7	2	8	0	0	0	0	27
Hightower f	1-10	0-2	0-0	2-2-4	2	2	3	7	1	1	32
Martin g	4-8	0-2	3-6	0-4-4	2	11	4	5	0	3	31
Isler	1-4	0-0	0-0	2-2-4	1	2	0	4	0	1	32
Younger g	3-7	2-5	0-0	0-4-4	0	8	0	1	0	1	26
Shubert	0-1	0-0	0-0	0-1-1	0	0	1	1	0	0	8
Melton	2-3	0-0	0-0	0-2-2	1	4	0	1	0	0	8
Gibson	0-1	0-1	0-0	0-1-1	0	0	0	0	0	0	9
Graham	0-1	0-0	0-0	0-0-0	0	0	1	0	0	1	5
Tete	0-0	0-0	0-0	0-0-0	0	0	1	0	0	0	2
McCormack	1-3	1-2	1-2	1-1-2	0	4	1	0	1	1	8
Jaksic	0-0	0-0	0-0	0-1-1	1	0	0	0	0	0	2
TEAM				1-3-4							
<b>Totals</b>	<b>18-51</b>	<b>5-18</b>	<b>4-9</b>	<b>9-26-35</b>	<b>10</b>	<b>45</b>	<b>10</b>	<b>21</b>	<b>2</b>	<b>8</b>	<b>200</b>
<b>Pct.</b>	<b>35.3</b>	<b>27.8</b>	<b>44.4</b>	<b>DR: 1,0</b>							

FG (1st Half: 9-25 36.0%; 2nd Half: 9-26 34.6%)  
 3FG (1st Half: 2-8 25.0%; 2nd Half: 3-10 30.0%)  
 FT (1st Half: 1-3 33.3%; 2nd Half: 3-6 50.0%)

CLEMSON	FG	3FG	FT	REB	PF	TP	A	TO	B	S	MIN
Simms f	0-4	0-1	0-0	0-8-8	1	0	0	2	1	0	16
Dawes g	2-6	0-4	0-0	1-1-2	1	4	1	3	0	2	22
Hunter g	5-7	3-5	0-0	1-1-2	1	13	4	1	0	1	24
Mack g	6-9	2-3	0-0	0-2-2	2	14	1	0	0	0	21
Newman III g	6-9	3-5	1-1	2-3-5	0	16	3	0	0	1	20
Scott	4-11	3-7	2-2	0-5-5	2	13	3	0	0	0	29
Moore	1-5	0-1	0-0	3-3-6	3	2	1	0	1	2	19
Tyson	2-6	1-5	0-0	0-3-3	0	5	0	1	0	0	14
Hemenway	2-2	2-2	0-0	0-0-0	0	6	0	0	0	0	10
Grinde	0-2	0-0	0-0	0-0-0	1	0	0	1	0	0	4
Fox	1-2	0-1	0-1	0-0-0	0	2	0	1	0	0	5
McBride	0-0	0-0	0-0	1-0-1	0	0	0	0	0	0	4
TEAM				1-0-1							
<b>Totals</b>	<b>31-67</b>	<b>14-34</b>	<b>3-4</b>	<b>11-28-39</b>	<b>16</b>	<b>79</b>	<b>14</b>	<b>12</b>	<b>2</b>	<b>6</b>	<b>200</b>
<b>Pct.</b>	<b>46.3</b>	<b>41.2</b>	<b>75.0</b>	<b>DR: 0,0</b>							

FG (1st Half: 17-35 48.6%; 2nd Half: 14-32 43.8%)  
 3FG (1st Half: 8-17 47.1%; 2nd Half: 6-17 35.3%)  
 FT (1st Half: 1-1 100.0%; 2nd Half: 2-3 66.7%)

OFFICIALS: Doug Shows, Justin Porterfield, Tom Morrissey  
 TECHNICAL FOULS: None

SCORE BY PERIODS	1ST	2ND	TOTAL
Presbyterian	21	24	45
Clemson	43	36	79

<b>3</b>	<b>CLEMSON</b>	<b>81</b>
Nov. 10, 2019	<b>COLGATE</b>	<b>68</b>
ATTENDANCE: 5,673		
LITTLEJOHN COLISEUM / CLEMSON, S.C.		

COLGATE	FG	3FG	FT	REB	PF	TP	A	TO	B	S	MIN
Rayman f	6-7	3-4	0-0	0-5-5	4	15	0	1	1	1	35
Ivanauskas f	6-13	1-5	1-1	2-3-5	5	14	3	3	1	0	38
Cummings g	3-8	0-3	0-0	0-0-0	3	6	6	2	0	0	33
Burns g	4-14	3-10	4-4	1-5-6	1	15	4	7	0	1	35
Richardson g	6-9	4-7	0-0	1-2-3	1	16	0	3	0	0	34
Ferguson	1-5	0-3	0-0	0-5-5	1	2	1	1	0	0	16
Maynard	0-1	0-1	0-0	0-0-0	1	0	0	0	0	0	8
Records	0-0	0-0	0-0	0-0-0	0	0	0	1	0	0	2
TEAM				1-2-3							
<b>Totals</b>	<b>26-57</b>	<b>11-33</b>	<b>5-5</b>	<b>5-22-27</b>	<b>16</b>	<b>68</b>	<b>14</b>	<b>18</b>	<b>2</b>	<b>2</b>	<b>200</b>
<b>Pct.</b>	<b>45.6</b>	<b>33.3</b>	<b>100.0</b>	<b>DR: 0,0</b>							

FG (1st Half: 13-29 44.8%; 2nd Half: 13-28 46.4%)  
 3FG (1st Half: 4-13 30.8%; 2nd Half: 7-20 35.0%)  
 FT (1st Half: 0-0 0.0%; 2nd Half: 5-5 100.0%)

CLEMSON	FG	3FG	FT	REB	PF	TP	A	TO	B	S	MIN
Simms f	5-11	0-1	2-4	4-4-8	3	12	0	1	1	1	38
Dawes g	6-12	2-6	2-2	0-2-2	0	16	4	1	0	0	34
Hunter g	4-6	0-1	2-2	0-2-2	1	10	1	1	0	0	25
Mack g	7-11	3-7	0-0	1-8-9	2	17	1	3	0	5	26
Newman III g	4-12	0-3	1-2	1-6-7	0	9	3	2	0	3	38
Scott	2-4	0-1	4-6	0-0-0	1	0	2	0	0	1	21
Jemison	0-0	0-0	0-0	0-0-0	1	0	0	1	0	0	2
Tyson	2-2	1-1	2-2	1-2-3	0	7	0	0	0	2	8
TEAM				2-2-4							
<b>Totals</b>	<b>31-60</b>	<b>6-20</b>	<b>13-18</b>	<b>10-26-36</b>	<b>9</b>	<b>81</b>	<b>11</b>	<b>12</b>	<b>1</b>	<b>13</b>	<b>200</b>
<b>Pct.</b>	<b>51.7</b>	<b>30.0</b>	<b>72.2</b>	<b>DR: 2,0</b>							

FG (1st Half: 16-31 51.6%; 2nd Half: 15-29 51.7%)  
 3FG (1st Half: 4-11 36.4%; 2nd Half: 2-9 22.2%)  
 FT (1st Half: 2-2 100.0%; 2nd Half: 11-16 68.8%)

OFFICIALS: Jamie Luckie, Mark Schnur, Tim Clougherty  
 TECHNICAL FOULS: None

SCORE BY PERIODS	1ST	2ND	TOTAL
Colgate	30	38	68
Clemson	38	43	81





# 2019-20 BOXSCORES

<b>4</b>	<b>CLEMSON</b>	<b>87</b>
Nov. 17, 2019	<b>DETROIT MERCY</b>	<b>65</b>
ATTENDANCE: 5,673		
LITTLEJOHN COLISEUM / CLEMSON, S.C.		

DETROIT MERCY	FG	3FG	FT	REB	PF	TP	A	TO	B	S	MIN
LeGrand f	1-1	0-0	0-0	1-2-3	2	2	0	0	0	2	17
Brandon f	4-8	0-0	4-4	6-2-8	2	12	1	1	0	1	31
Isiani f	0-2	0-2	1-2	1-1-2	0	1	0	1	0	1	14
Davis g	6-20	3-12	11-12	1-2-3	3	26	6	10	0	4	38
Moore g	2-4	2-3	0-0	0-3-3	2	6	0	2	0	0	33
Miller g	4-14	1-3	4-4	5-8-13	4	13	1	3	0	0	22
Calipari	0-3	0-1	0-0	0-1-1	0	0	0	0	0	0	14
Nguidjol	0-1	0-0	0-0	1-1-2	1	0	0	0	0	0	18
Rose Jr.	1-3	0-0	0-0	0-0-0	1	2	0	1	1	1	7
Hofman	1-3	1-3	0-0	0-0-0	2	3	0	0	0	0	6
TEAM				1-2-3	0	0	0	0	0	0	
Totals	19-59	7-24	20-22	16-22-38	18	65	8	18	1	9	200
Pct.	32.2	29.2	90.9	DR: 2.0							

FG (1st Half: 8-30 26.7%; 2nd Half: 11-29 37.9%)

3FG (1st Half: 4-12 33.3%; 2nd Half: 3-12 25.0%)

FT (1st Half: 9-10 90.0%; 2nd Half: 11-12 91.7%)

CLEMSON	FG	3FG	FT	REB	PF	TP	A	TO	B	S	MIN
Simms f	7-10	0-2	5-6	3-5-8	2	19	4	3	0	3	33
Dawes g	2-5	2-4	1-2	0-0-0	4	7	6	2	0	2	32
Hunter g	1-8	1-5	2-2	0-2-2	2	5	4	4	0	2	30
Mack g	7-13	2-5	2-3	2-2-4	1	18	2	1	0	1	30
Newman III g	2-7	1-5	2-3	1-0-1	4	7	1	1	1	0	23
Moore	3-4	0-0	1-2	3-4-7	2	7	1	1	0	1	13
Jemison	1-1	0-0	0-1	1-2-3	3	2	0	0	0	0	5
Tyson	7-13	5-10	1-2	2-3-5	2	20	0	0	1	1	20
Scott	1-4	0-2	0-0	1-3-4	1	2	2	1	0	0	
TEAM				2-3-5	0	1					
Totals	31-65	11-33	14-21	15-24-39	21	87	20	14	2	10	200
Pct.	47.7	33.3	66.7	DR: 4.0							

FG (1st Half: 15-34 44.1%; 2nd Half: 16-31 51.6%)

3FG (1st Half: 7-19 36.8%; 2nd Half: 4-14 28.6%)

FT (1st Half: 1-2 50.0%; 2nd Half: 13-19 68.4%)

OFFICIALS: Bill Covington, AJ Desai, Tom Morrissey

TECHNICAL FOULS: Detroit Mercy-Davis, Head Coach, Miller

SCORE BY PERIODS	1ST	2ND	TOTAL
Detroit Mercy	29	36	65
Clemson	38	49	87

<b>5</b>	<b>CLEMSON</b>	<b>87</b>
Nov. 21, 2019	<b>ALABAMA A&amp;M</b>	<b>51</b>
ATTENDANCE: 5,616		
LITTLEJOHN COLISEUM / CLEMSON, S.C.		

ALABAMA A&M	FG	3FG	FT	REB	PF	TP	A	TO	B	S	MIN
Parham f	3-10	1-4	0-0	2-3-5	4	7	1	2	0	0	22
Williams c	1-4	0-0	0-0	0-0-0	1	2	0	0	0	0	13
Tucker g	2-3	2-3	0-0	0-1-1	1	6	1	8	0	1	23
Hicks g	2-6	2-3	2-4	1-3-4	1	8	4	1	0	3	33
Alford g	4-12	0-4	0-0	0-6-6	1	8	0	2	0	1	25
Miller	6-11	5-10	0-0	0-3-3	2	17	1	1	0	1	29
Johnson	1-5	0-0	1-2	2-1-3	1	3	0	2	0	1	13
Wiley	0-1	0-0	0-0	0-1-1	0	0	0	0	0	1	8
Houston	0-2	0-0	0-0	0-1-0	0	0	0	1	0	0	13
Powell	0-1	0-1	0-0	0-0-0	0	0	0	0	0	0	9
Brown	0-1	0-0	0-0	0-2-2	0	0	0	2	0	0	7
Ellison	0-0	0-0	0-0	0-4-4	1	0	0	0	0	0	6
TEAM				1-1-2	0	0					
Totals	19-56	10-25	3-6	6-26-32	14	51	8	18	0	8	200
Pct.	33.9	40.0	50.0	DR: 2.0							

FG (1st Half: 7-25 28.0%; 2nd Half: 12-31 38.7%)

3FG (1st Half: 4-14 28.6%; 2nd Half: 6-11 54.5%)

FT (1st Half: 1-2 50.0%; 2nd Half: 2-4 50.0%)

CLEMSON	FG	3FG	FT	REB	PF	TP	A	TO	B	S	MIN
Simms f	2-7	0-1	0-0	0-4-4	1	4	4	0	0	1	18
Dawes g	7-11	3-6	2-4	0-5-5	0	19	2	2	0	2	27
Scott g	1-4	1-4	2-4	0-1-1	0	5	3	1	0	3	22
Mack g	6-9	3-6	1-1	1-1-2	0	16	2	1	1	1	22
Newman III g	4-7	1-3	0-0	0-3-3	0	9	4	1	1	0	29
Moore	1-6	1-2	0-0	1-5-6	2	3	3	2	0	1	19
Tyson	4-8	2-5	0-2	1-8-9	0	10	0	2	4	2	16
Hoag	2-3	1-2	0-0	1-0-1	0	5	0	0	0	0	8
Grinde	2-3	0-0	2-2	1-0-1	1	6	0	0	0	0	6
Fox	0-0	0-0	0-0	0-0-0	0	0	0	0	0	0	4
McBride	0-0	0-0	0-2	0-1-1	0	0	0	0	0	0	3
TEAM				1-1-2	0	0					
Totals	34-64	12-29	7-15	8-32-40	5	87	19	9	7	11	200
Pct.	53.1	41.4	46.7	DR: 4.0							

FG (1st Half: 21-34 61.8%; 2nd Half: 13-30 43.3%)

3FG (1st Half: 10-17 58.8%; 2nd Half: 2-12 16.7%)

FT (1st Half: 2-4 50.0%; 2nd Half: 5-11 45.5%)

OFFICIALS: Roger Ayers, Jeb Hartness, Chance Moore

TECHNICAL FOULS: None

SCORE BY PERIODS	1ST	2ND	TOTAL
Alabama A&M	19	32	51
Clemson	54	33	87

<b>6</b>	<b>CLEMSON</b>	<b>62</b>
Nov. 24, 2019	<b>TCU</b>	<b>60</b>
ATTENDANCE: N/A		
T-MOBILE ARENA / LAS VEGAS, NEV.		

TCU	FG	3FG	FT	REB	PF	TP	A	TO	B	S	MIN
Samuel c	5-6	0-0	1-4	4-6-10	2	11	0	3	1	3	35
Bane g	6-16	2-6	3-6	3-7-10	1	17	6	4	0	3	43
Farabello g	1-3	0-1	0-0	0-0-0	0	2	1	0	1	1	18
Grayer g	1-5	1-4	0-0	2-4-6	2	3	0	2	0	1	26
Nembhard g	1-5	0-0	0-0	1-4-5	1	2	3	4	0	0	31
Dennis	6-14	5-12	1-2	0-4-4	3	18	2	3	0	1	27
Fuller	2-5	1-2	1-1	0-3-3	3	6	0	2	1	2	16
Smith	0-4	0-3	1-2	0-1-1	2	1	0	0	0	1	19
LeDee	0-0	0-0	0-0	0-1-1	1	0	0	2	0	1	10
TEAM				0-0-0	0	1					
Totals	22-58	9-28	7-15	10-30-40	15	60	12	21	3	13	200
Pct.	37.9	32.1	46.7	DR: 7.1							

FG (1st Half: 9-26 34.6%; 2nd Half: 10-25 40.0%; OT: 3-7 42.9%)

3FG (1st Half: 5-16 31.3%; 2nd Half: 3-11 27.3%; OT: 1-1 100.0%)

FT (1st Half: 2-4 50.0%; 2nd Half: 1-2 50.0%; OT: 1-2 50.0%)

CLEMSON	FG	3FG	FT	REB	PF	TP	A	TO	B	S	MIN
Simms f	3-15	1-7	6-8	3-9-12	2	13	7	1	1	2	38
Dawes g	5-6	2-3	0-2	0-2-2	3	8	3	7	0	3	34
Moore f	0-1	0-0	0-0	0-1-1	1	0	0	1	0	0	14
Mack g	8-15	5-10	1-2	1-8-9	2	22	1	0	0	1	43
Newman III g	3-6	1-2	2-2	0-2-2	2	9	1	4	1	1	37
Hunter	0-1	0-0	0-0	0-0-0	2	0	2	2	0	1	15
Scott	2-7	1-4	2-2	0-2-2	1	7	0	1	0	1	25
Jemison	0-0	0-0	1-2	0-0-0	1	1	0	1	0	0	8
Tyson	0-2	0-2	2-2	0-1-1	1	2	1	0	0	1	12
TEAM				0-0-0	0	0					
Totals	19-53	10-28	14-20	4-25-29	15	62	15	17	2	10	200
Pct.	35.8	35.7	70.0	DR: 5.2							

FG (1st Half: 8-24 33.3%; 2nd Half: 8-25 32.0%; OT: 3-4 75.0%)

3FG (1st Half: 5-12 41.7%; 2nd Half: 4-14 28.6%; OT: 1-2 50.0%)

FT (1st Half: 2-2 100.0%; 2nd Half: 9-10 90.0%; OT: 3-8 37.5%)

OFFICIALS: Roger Ayers, AJ Desai, Chance Moore

TECHNICAL FOULS: None

SCORE BY PERIODS	1ST	2ND	OT	TOTAL
TCU	25	27	8	60
Clemson	23	29	10	62



# 2019-20 BOXSCORES

7	CLEMSON	60
Nov. 26, 2019	[21/24] COLORADO	67
ATTENDANCE: X,XXX		

T-MOBILE ARENA / LAS VEGAS, NEV.														
COLORADO	FG	3FG	FT	REB	PF	TP	A	TO	B	S	MIN			
Battley f	4-5	0-1	3-3	2-1-3	5	11	1	0	0	1	17			
Bey g	4-8	1-1	9-10	1-9-10	3	18	3	2	4	1	34			
Kountz g	1-2	0-1	4-4	0-1-1	1	6	1	0	0	1	16			
Schwartz g	3-9	2-5	4-4	1-4-5	2	12	2	1	0	1	30			
Wright g	3-13	0-2	4-4	1-5-6	0	10	5	3	0	2	37			
Gatling	2-5	1-4	0-0	0-1-1	1	5	1	2	0	0	22			
Siewert	1-4	1-4	0-0	1-1-2	3	3	0	1	0	0	20			
Daniels	2-5	2-4	0-0	0-0-0	1	6	0	1	0	0	18			
Walton	0-0	0-0	0-0	0-0-0	0	0	0	0	0	0	1			
Parquet	0-0	0-0	0-0	0-0-0	0	0	1	1	0	0	3			
Strating	0-0	0-0	0-0	0-0-0	0	0	0	0	0	0	1			
TEAM				2-2-4										
Totals	20-51	7-22	24-25	8-24-32	16	71	14	12	4	6	200			
Pct.	39.2	31.8	96.0	DR: 3.0										

FG (1st Half: 8-20 40.0%; 2nd Half: 12-31 38.7%)  
 3FG (1st Half: 4-13 30.8%; 2nd Half: 3-9 33.3%)  
 FT (1st Half: 13-14 92.9%; 2nd Half: 11-11 100.0%)

CLEMSON	FG	3FG	FT	REB	PF	TP	A	TO	B	S	MIN			
Simms f	7-14	2-5	7-9	3-4-7	3	23	4	0	2	1	36			
Dawes g	2-4	1-2	1-1	1-1-2	1	6	6	4	0	0	37			
Moore f	1-2	1-1	0-0	0-1-1	3	3	1	2	0	2	15			
Mack g	3-11	1-5	4-4	0-9-9	2	11	1	1	1	2	38			
Newman III g	4-8	2-3	6-6	0-1-1	5	16	3	2	0	1	32			
Scott	3-5	1-1	0-0	0-1-1	3	7	1	1	0	0	27			
Tyson	0-5	0-4	1-2	2-1-3	0	1	0	0	0	1	11			
Jemison	0-0	0-0	0-0	0-0-0	4	0	0	3	0	0	4			
TEAM				0-0-0										
Totals	20-49	8-21	19-22	6-18-24	21	67	16	13	3	7	200			
Pct.	40.8	38.1	86.4	DR: 2.3										

FG (1st Half: 11-26 42.3%; 2nd Half: 9-23 39.1%)  
 3FG (1st Half: 4-13 30.8%; 2nd Half: 4-8 50.0%)  
 FT (1st Half: 10-12 83.3%; 2nd Half: 9-10 90.0%)

OFFICIALS: Ray Natili, Kelly Self, Larry Spaulding  
 TECHNICAL FOULS: None

SCORE BY PERIODS	1ST	2ND	TOTAL
Colorado	33	38	71
Clemson	36	31	67

8	MINNESOTA	79
Dec. 2, 2019	CLEMSON	60
ATTENDANCE: 10,148		

WILLIAMS ARENA / MINNEAPOLIS, MINN.														
CLEMSON	FG	3FG	FT	REB	PF	TP	A	TO	B	S	MIN			
Simms f	4-10	0-1	3-4	0-6-6	2	11	1	1	0	0	26			
Dawes g	1-5	0-3	2-2	0-0-0	3	4	1	1	0	0	28			
Moore f	5-9	0-0	0-0	2-4-6	1	10	1	0	0	0	24			
Mack g	1-4	0-1	0-3	0-3-3	2	2	0	2	0	0	24			
Newman III g	2-6	0-1	1-2	1-2-3	3	5	0	3	0	0	31			
Scott	4-5	0-0	2-2	0-0-0	0	10	2	1	0	1	25			
Jemison	1-2	0-0	0-0	0-0-0	1	2	0	0	1	0	11			
Tyson	3-6	2-5	4-4	0-5-5	1	12	2	1	0	0	23			
Grinde	1-1	0-0	0-0	0-0-0	0	2	0	0	0	0	3			
Fox	0-0	0-0	0-0	0-0-0	0	0	0	0	0	0	2			
McBride	1-1	0-0	0-0	1-0-1	0	2	1	1	0	0	2			
Hoag	0-1	0-0	0-0	1-0-1	0	0	0	0	0	0	2			
TEAM				1-0-1										
Totals	23-50	2-11	12-17	6-20-26	13	60	8	10	1	1	200			
Pct.	46.0	18.2	70.6	DR: 2.0										

FG (1st Half: 11-25 44.0%; 2nd Half: 12-25 48.0%)  
 3FG (1st Half: 0-3 0.0%; 2nd Half: 2-8 25.0%)  
 FT (1st Half: 7-8 87.5%; 2nd Half: 5-9 55.6%)

MINNESOTA	FG	3FG	FT	REB	PF	TP	A	TO	B	S	MIN			
Demir f	1-3	0-0	1-2	0-6-6	0	3	1	0	0	0	35			
Otturu c	9-11	0-0	3-5	1-3-4	4	21	0	2	4	0	24			
Willis g	2-6	2-6	0-0	0-1-1	1	6	4	1	0	1	25			
Carr g	8-16	2-7	6-7	0-5-5	3	24	9	2	0	0	36			
Kalscheur g	4-7	3-5	4-5	0-3-3	4	15	2	1	0	1	25			
Omersa	1-2	0-0	0-0	1-0-1	4	2	0	0	1	0	12			
Hurt	2-3	1-2	0-0	0-2-2	1	5	0	0	0	0	16			
Greenlee	1-1	0-0	0-0	0-0-0	0	2	0	0	0	1	7			
Williams	0-2	0-1	0-0	0-1-1	1	0	1	2	0	0	9			
Freeman	0-0	0-0	0-0	0-1-1	1	0	0	0	0	0	6			
Ihnen	0-0	0-0	0-0	0-0-0	0	0	0	0	0	0	3			
Rudrud	0-1	0-1	0-0	0-0-0	0	0	0	0	0	0	2			
TEAM				1-0-1										
Totals	28-52	8-22	14-19	6-24-30	19	78	17	8	5	3	200			
Pct.	53.8	36.4	73.7	DR: 3.0										

FG (1st Half: 13-25 52.0%; 2nd Half: 15-27 55.6%)  
 3FG (1st Half: 3-10 30.0%; 2nd Half: 5-12 41.7%)  
 FT (1st Half: 6-6 100.0%; 2nd Half: 8-13 61.5%)

OFFICIALS: Terry Oglesby, Paul Szelc, Courtney Green  
 TECHNICAL FOULS: None

SCORE BY PERIODS	1ST	2ND	TOTAL
Clemson	29	31	60
Minnesota	35	43	78

9	[17/19] FLORIDA STATE	72
Dec. 8, 2019	CLEMSON	53
ATTENDANCE: 7,834		

DONALD L. TUCKER CENTER / TALLAHASSEE, FLA.														
CLEMSON	FG	3FG	FT	REB	PF	TP	A	TO	B	S	MIN			
Simms f	3-7	2-3	0-0	2-2-4	4	8	1	2	0	1	27			
Dawes g	5-13	2-8	1-2	1-2-3	1	13	3	6	0	0	34			
Moore f	1-5	0-2	0-0	0-1-1	1	2	1	1	0	1	20			
Mack g	5-10	2-4	2-5	1-2-3	2	14	2	3	0	3	31			
Newman III g	2-5	1-2	1-1	0-1-1	1	6	1	1	0	0	29			
Scott	2-5	1-2	2-2	0-4-4	2	7	0	3	0	0	17			
Baehre	0-1	0-1	0-0	1-2-3	0	0	0	1	0	0	13			
Tyson	1-5	1-4	0-0	1-3-4	0	3	0	0	0	0	13			
Grinde	0-0	0-0	0-0	0-0-0	0	0	0	0	0	0	2			
Fox	0-0	0-0	0-0	0-0-0	0	0	0	0	0	0	1			
McBride	0-0	0-0	0-0	1-0-1	0	0	0	0	0	0	1			
Hoag	0-1	0-1	0-0	0-0-0	0	0	0	0	0	0	1			
TEAM				4-4-8										
Totals	19-53	9-27	6-10	11-21-32	14	53	8	18	0	5	200			
Pct.	35.8	33.3	60.0	DR: 2.0										

FG (1st Half: 12-26 46.2%; 2nd Half: 7-27 25.9%)  
 3FG (1st Half: 6-13 46.2%; 2nd Half: 3-14 21.4%)  
 FT (1st Half: 3-5 60.0%; 2nd Half: 3-5 60.0%)

FLORIDA STATE	FG	3FG	FT	REB	PF	TP	A	TO	B	S	MIN			
Osborne f	2-5	1-4	0-0	1-5-6	3	5	1	1	2	0	22			
Olejniczak c	0-3	0-0	0-0	0-3-3	2	0	1	1	0	1	8			
Forrest g	4-8	1-3	0-0	0-3-3	2	9	5	2	0	1	30			
Walker g	3-9	3-6	2-2	0-0-0	1	11	2	3	0	1	28			
Vassell g	6-10	2-6	0-2	1-8-9	1	14	2	2	3	1	28			
Gray	1-2	1-2	4-4	0-2-2	2	7	1	0	1	1	17			
Koprivica	1-1	0-0	0-0	0-0-0	0	2	0	1	1	0	8			
Polite	4-7	4-6	0-0	1-2-3	0	12	2	1	0	0	18			
Williams	3-6	2-4	1-2	1-3-4	2	9	0	0	2	0	26			
Evans	0-1	0-0	0-0	0-1-1	0	2	2	0	1	1	11			
Lindner	1-1	1-1	0-0	0-0-0	0	3	0	0	0	0	2			
Light	0-0	0-0	0-0	0-0-0	0	0	0	0	0	0	2			
Miles	0-0	0-0	0-0	0-0-0	0	0	0	0	0	0	2			
Yates	0-1	0-0	0-0	0-0-0	0	0	0	0	0	0	1			
Hands	0-0	0-0	0-0	0-0-0	1	0	0	0	0	0	1			
TEAM				2-1-3										
Totals	25-54	15-32	7-10	9-25-34	14	72	16	13	9	6	200			
Pct.	46.3	46.9	70.0	DR: 2.0										

FG (1st Half: 10-29 34.5%; 2nd Half: 15-25 60.0%)  
 3FG (1st Half: 4-14 28.6%; 2nd Half: 11-18 61.1%)  
 FT (1st Half: 3-4 75.0%; 2nd Half: 4-6 66.7%)

OFFICIALS: Roger Ayers, Pat Driscoll, Brian O'Connell  
 TECHNICAL FOULS: None

SCORE BY PERIODS	1ST	2ND	TOTAL
Clemson	33	20	53
Florida State	27	45	72

10	CLEMSON	67
Dec. 15, 2019	SOUTH CAROLINA	54
ATTENDANCE: 6,394		

||
||
||



# 2019-20 BOXSCORES

<b>13</b>	<b>CLEMSON MIAMI</b>	<b>73 68</b>
Dec. 31, 2019	ATTENDANCE: 5,549	
LITTLE JOHN COLISEUM / CLEMSON, S.C.		

MIAMI	FG	3FG	FT	REB	PF	TP	A	TO	B	S	MIN
Waardenburg f	3-8	1-5	0-0	1-5-6	0	7	2	1	1	1	40
Miller c	0-0	0-0	0-0	0-2-2	1	0	0	0	0	0	12
Lykes g	10-16	3-6	4-5	0-2-2	2	27	2	1	1	1	41
Vasiljevic g	4-11	2-5	5-5	1-6-7	3	15	1	1	0	1	43
McGusty g	7-18	1-4	0-0	0-3-3	1	15	1	2	0	0	41
Stone	3-6	0-2	0-0	6-3-9	5	6	2	0	0	1	26
Beverly	1-5	1-3	0-0	0-3-3	2	3	1	5	0	3	17
Wong	0-0	0-0	0-0	0-1-1	2	0	0	2	0	0	5
TEAM				0-3-3							
Totals	28-64	8-25	9-10	8-28-36	16	73	9	12	2	7	225
Pct.	43.8	32.0	90.0	DR: 0.0							

FG (1st Half: 11-28 39.3%; 2nd Half: 14-32 43.8%; OT: 3-4 75.0%)

3FG (1st Half: 3-12 25.0%; 2nd Half: 4-12 33.3%; OT: 1-1 100.0%)

FT (1st Half: 1-1 100.0%; 2nd Half: 4-4 100.0%; OT: 4-5 80.0%)

CLEMSON	FG	3FG	FT	REB	PF	TP	A	TO	B	S	MIN
Simms f	8-14	1-2	4-5	4-4-8	0	21	4	1	2	2	41
Trapp g	4-8	3-5	2-3	0-5-5	3	13	1	2	0	1	35
Scott g	5-9	0-3	0-0	1-2-3	3	10	2	2	0	2	42
Mack g	4-11	0-3	0-0	0-4-4	2	8	1	1	0	0	26
Newman III g	3-9	0-2	1-1	1-6-7	0	7	2	2	0	1	29
Dawes	2-7	2-4	0-0	0-1-1	4	6	4	0	0	1	33
Tyson	1-4	0-3	1-1	0-3-3	0	3	1	0	0	0	15
Jemison	0-0	0-0	0-2	2-0-2	2	0	0	0	0	0	4
TEAM				2-3-5							
Totals	27-62	6-22	8-12	10-28-38	14	68	15	13	2	7	225
Pct.	43.5	27.3	66.7	DR: 1.1							

FG (1st Half: 11-26 42.3%; 2nd Half: 14-28 50.0%; OT: 2-8 25.0%)

3FG (1st Half: 4-11 36.4%; 2nd Half: 2-7 28.6%; OT: 0-4 0.0%)

FT (1st Half: 0-2 0.0%; 2nd Half: 6-8 75.0%; OT: 2-2 100.0%)

OFFICIALS: Ted Valentine, Bill Covington Jr., Bert Smith

TECHNICAL FOULS: None

SCORE BY PERIODS	1ST	2ND	OT	TOTAL
Miami	26	36	11	73
Clemson	26	36	6	68

<b>14</b>	<b>CLEMSON NC STATE</b>	<b>81 70</b>
Jan. 4, 2020	ATTENDANCE: 6,908	
LITTLE JOHN COLISEUM / CLEMSON, S.C.		

NC STATE	FG	3FG	FT	REB	PF	TP	A	TO	B	S	MIN
Hellemis f	4-8	1-4	0-0	0-0-0	4	9	0	0	0	0	20
Bates f	3-5	0-0	0-0	3-4-7	4	6	1	0	2	0	23
Beverly g	2-7	1-2	4-5	1-1-2	3	9	0	0	0	0	34
Johnson g	5-15	1-6	0-3	1-3-4	3	11	7	6	1	1	35
Daniels g	4-9	1-2	2-2	0-4-4	3	11	2	1	0	0	38
Funderburk	5-8	0-2	4-6	3-2-5	4	14	0	2	0	1	24
Andree	3-7	1-5	3-3	0-3-3	1	10	1	0	0	1	25
TEAM				0-5-5							
Totals	26-59	5-21	13-19	8-22-30	22	70	11	9	3	3	200
Pct.	44.1	23.8	68.4	DR: 3.1							

FG (1st Half: 14-29 48.3%; 2nd Half: 12-30 40.0%)

3FG (1st Half: 4-12 33.3%; 2nd Half: 1-9 11.1%)

FT (1st Half: 3-6 50.0%; 2nd Half: 10-13 76.9%)

CLEMSON	FG	3FG	FT	REB	PF	TP	A	TO	B	S	MIN
Simms f	4-7	1-3	8-9	2-2-4	2	17	5	3	0	0	31
Trapp g	0-4	0-3	1-2	0-5-5	1	1	3	3	0	0	33
Dawes g	3-6	1-4	9-10	1-4-5	3	16	1	2	0	2	33
Mack g	5-12	1-8	3-4	1-6-7	3	14	2	0	2	2	34
Newman III g	4-8	2-4	2-2	0-3-3	4	12	3	1	1	1	24
Scott	4-7	3-4	3-4	0-2-2	1	14	4	0	0	1	30
Tyson	1-3	1-2	0-0	0-1-1	1	3	0	0	0	0	6
Jemison	2-2	0-0	0-0	0-2-2	1	4	0	0	0	0	10
TEAM				2-3-5							
Totals	23-49	9-28	26-31	6-28-34	16	81	18	10	3	6	200
Pct.	46.9	32.1	83.9	DR: 2.0							

FG (1st Half: 13-27 48.1%; 2nd Half: 10-22 45.5%)

3FG (1st Half: 8-18 44.4%; 2nd Half: 1-10 10.0%)

FT (1st Half: 7-8 87.5%; 2nd Half: 19-23 82.6%)

OFFICIALS: Tony Henderson, AJ Desai, Earl Walton

TECHNICAL FOULS: None

SCORE BY PERIODS	1ST	2ND	TOTAL
NC State	35	35	70
Clemson	41	40	81

<b>15</b>	<b>NORTH CAROLINA CLEMSON</b>	<b>76 79</b>
Jan. 11, 2020	ATTENDANCE: 21,077	
DEAN E. SMITH CENTER / CHAPEL HILL, N.C.		

CLEMSON	FG	3FG	FT	REB	PF	TP	A	TO	B	S	MIN
Simms f	7-13	3-6	3-4	2-6-8	2	20	6	3	4	3	42
Trapp g	2-12	0-4	0-2	0-6-6	3	4	3	0	0	0	28
Dawes g	3-8	2-4	0-0	1-3-4	1	8	2	2	0	0	31
Mack g	7-15	3-9	0-0	1-3-4	5	17	0	1	0	1	31
Newman III g	7-12	2-3	1-1	0-6-6	2	17	4	2	0	2	43
Scott	1-5	1-4	5-6	2-1-3	1	8	1	1	0	1	32
Tyson	2-2	1-1	0-0	1-2-3	1	5	0	1	0	0	14
Jemison	0-0	0-0	0-0	0-1-1	1	0	0	0	0	0	3
Moore	0-0	0-0	0-0	0-1-1	1	0	0	1	0	0	2
TEAM				2-1-3							
Totals	29-67	12-31	9-13	9-30-39	17	79	16	11	4	7	225
Pct.	43.3	38.7	69.2	DR: 2.2							

FG (1st Half: 10-29 34.5%; 2nd Half: 15-32 46.9%; OT: 4-6 66.7%)

3FG (1st Half: 4-12 33.3%; 2nd Half: 8-18 44.4%; OT: 0-1 0.0%)

FT (1st Half: 5-5 100.0%; 2nd Half: 3-6 50.0%; OT: 1-2 50.0%)

NORTH CAROLINA	FG	3FG	FT	REB	PF	TP	A	TO	B	S	MIN
Bacot f	7-10	0-0	7-10	2-3-5	2	21	1	1	2	1	37
Brooks f	6-15	0-1	1-3	4-7-11	3	13	1	1	0	1	37
Black g	2-8	1-4	0-1	1-5-6	2	5	5	3	1	0	41
Platek g	4-10	0-5	0-0	1-7-8	2	8	6	1	0	2	38
Robinson g	9-17	5-13	4-4	1-3-4	4	27	4	3	0	4	41
Pierce	0-3	0-2	0-0	0-2-2	0	0	1	1	0	0	16
Smith	0-1	0-0	0-0	0-0-0	0	0	0	0	0	0	4
Keeling	0-2	0-1	2-2	0-2-2	1	2	0	0	0	0	10
TEAM				0-1-1							
Totals	28-66	6-26	14-20	9-30-39	14	76	18	10	3	8	225
Pct.	51.7	30.0	72.2	DR: 2.0							

FG (1st Half: 14-32 43.8%; 2nd Half: 11-24 45.8%; OT: 3-10 30.0%)

3FG (1st Half: 4-12 33.3%; 2nd Half: 2-10 20.0%; OT: 0-4 0.0%)

FT (1st Half: 7-10 70.0%; 2nd Half: 7-9 77.8%; OT: 0-1 0.0%)

OFFICIALS: Bill Covington, Bert Smith, Jeff Pon

TECHNICAL FOULS: None

SCORE BY PERIODS	1ST	2ND	OT	TOTAL
Clemson	29	41	9	79
North Carolina	39	31	6	76





# 2019-20 BOXSCORES

**16** CLEMSON  
[3/3] DUKE  
Jan. 14, 2020  
ATTENDANCE: 8,464  
LITTLEJOHN COLISEUM / CLEMSON, S.C.

DUKE	FG	3FG	FT	REB	PF	TP	A	TO	B	S	MIN
Hurt f	1-1	0-0	0-0	0-4-4	1	2	1	2	1	0	15
Carey c	8-14	0-1	4-9	4-3-7	4	20	2	3	1	2	31
Stanley g	5-8	2-4	2-4	0-2-2	4	14	1	3	0	0	29
Jones g	6-15	2-7	3-5	0-5-5	3	17	4	3	0	1	36
Goldwire g	2-6	2-3	0-0	0-2-2	2	6	4	1	0	4	35
DeLaurier g	0-0	0-0	0-0	0-1-1	2	0	0	0	0	1	14
White g	3-4	2-3	1-2	0-5-5	4	9	0	1	0	2	28
O'Connell g	2-6	0-2	0-0	0-1-1	0	4	1	2	0	0	12
TEAM				0-0-0	0	0					
Totals	27-54	8-20	10-20	4-23-27	20	72	13	15	2	10	200
Pct.	50.0	40.0	50.0	DR: 5.0							

FG (1st Half: 12-26 46.2%; 2nd Half: 15-28 53.6%)

3FG (1st Half: 3-8 37.5%; 2nd Half: 5-12 41.7%)

FT (1st Half: 6-9 66.7%; 2nd Half: 4-11 36.4%)

CLEMSON	FG	3FG	FT	REB	PF	TP	A	TO	B	S	MIN
Simms f	10-15	2-3	3-6	1-8-9	2	25	5	3	0	0	36
Trapp g	1-2	0-1	1-2	0-3-3	3	3	3	3	0	1	29
Dawes g	1-7	0-3	1-2	0-3-3	2	3	2	3	0	1	23
Mack g	10-14	2-4	0-2	2-7-9	0	22	0	1	2	1	31
Newman III g	5-7	2-4	2-4	1-2-3	2	14	2	2	2	4	33
Scott g	1-4	0-1	3-4	1-0-1	3	5	3	0	2	2	28
Tyson g	2-3	2-3	1-2	0-0-0	1	7	0	0	0	0	12
Moore g	0-0	0-0	0-0	1-1-2	0	0	1	0	0	0	6
Jemison g	0-1	0-0	0-0	0-1-1	3	0	0	0	0	0	4
TEAM				1-3-4	0	1					
Totals	30-53	8-19	11-22	7-28-35	16	79	18	16	4	9	200
Pct.	56.6	42.1	50.0	DR: 4.0							

FG (1st Half: 15-26 57.7%; 2nd Half: 15-27 55.6%)

3FG (1st Half: 5-9 55.6%; 2nd Half: 3-10 30.0%)

FT (1st Half: 5-9 55.6%; 2nd Half: 6-13 46.2%)

OFFICIALS: Mike Eades, Doug Shows, Paul Szelc

TECHNICAL FOULS: None

SCORE BY PERIODS	1ST	2ND	TOTAL
Duke	33	39	72
Clemson	40	39	79

**17** NC STATE  
CLEMSON  
Jan. 18, 2020  
ATTENDANCE: 16,553  
PNC ARENA / RALEIGH, N.C.

CLEMSON	FG	3FG	FT	REB	PF	TP	A	TO	B	S	MIN
Simms f	7-15	2-5	2-3	2-9-11	4	18	1	0	0	1	33
Trapp g	1-8	0-2	0-2	1-3-4	2	2	1	2	0	1	22
Dawes g	0-4	0-2	0-0	0-2-2	0	0	2	1	1	1	26
Mack g	5-13	0-7	2-4	3-3-6	3	12	1	2	0	0	29
Newman III g	3-5	1-1	0-2	0-3-3	1	7	3	3	2	1	31
Scott g	2-5	1-1	1-2	1-2-3	4	6	4	0	0	0	22
Jemison g	1-1	0-0	1-3	0-0-0	2	3	0	1	0	0	7
Tyson g	1-1	1-1	3-6	0-3-3	1	6	0	2	0	1	11
Moore g	0-0	0-0	0-1	0-1-1	1	0	0	0	0	2	8
Hunter g	0-1	0-1	0-0	0-0-0	1	0	0	1	0	0	11
TEAM				2-2-4	0	0					
Totals	20-53	5-20	9-23	9-28-37	19	54	12	12	3	7	200
Pct.	37.7	25.0	39.1	DR: 4.1							

FG (1st Half: 9-24 37.5%; 2nd Half: 11-29 37.9%)

3FG (1st Half: 1-7 14.3%; 2nd Half: 4-13 30.8%)

FT (1st Half: 5-14 35.7%; 2nd Half: 4-9 44.4%)

NC STATE	FG	3FG	FT	REB	PF	TP	A	TO	B	S	MIN
Funderburk f	5-6	0-1	3-5	2-9-11	4	13	1	3	1	0	36
Bates f	1-1	0-0	0-0	0-0-0	1	2	0	0	0	0	6
Johnson g	4-12	1-6	4-5	1-2-3	4	13	5	2	1	1	34
Bryce g	4-8	2-4	1-2	1-8-9	4	11	2	4	0	1	40
Daniels g	4-12	1-5	4-6	1-6-7	1	13	4	1	2	2	35
Hellems g	1-4	1-3	0-0	0-5-5	4	3	0	2	0	0	19
Beverly g	1-3	1-3	0-0	0-1-1	3	3	0	0	0	0	8
Dixon g	0-0	0-0	0-0	0-0-0	0	0	0	0	0	0	6
Andree g	0-5	0-3	2-3	1-2-3	2	2	0	0	0	0	17
TEAM				1-0-1	0	1					
Totals	20-51	6-25	14-21	7-33-40	23	60	12	13	4	4	200
Pct.	39.2	24.0	66.7	DR: 2.1							

FG (1st Half: 11-22 50.0%; 2nd Half: 9-29 31.0%)

3FG (1st Half: 3-12 25.0%; 2nd Half: 3-13 23.1%)

FT (1st Half: 11-15 73.3%; 2nd Half: 3-6 50.0%)

OFFICIALS: Lee Cassell, Jerry Heater, Sean Hull

TECHNICAL FOULS: None

SCORE BY PERIODS	1ST	2ND	TOTAL
Clemson	24	30	54
NC State	36	24	60

**18** CLEMSON  
WAKE FOREST  
Jan. 21, 2020  
ATTENDANCE: 6,951  
LITTLEJOHN COLISEUM / CLEMSON, S.C.

WAKE FOREST	FG	3FG	FT	REB	PF	TP	A	TO	B	S	MIN
Oguama f	1-2	0-0	0-0	3-4-7	2	2	0	0	1	0	20
Sarr c	7-11	0-2	2-4	2-10-12	4	16	0	1	0	0	28
Childress g	4-11	2-7	4-5	0-2-2	5	14	6	3	0	1	38
Johnson g	2-8	0-5	0-0	0-2-2	2	4	0	0	0	0	35
White g	7-15	3-9	5-5	0-6-6	2	22	0	0	0	2	32
Neath g	2-2	0-0	0-0	0-2-2	2	4	0	1	0	0	15
Massoud g	1-6	1-5	0-0	0-2-2	0	3	0	1	0	1	21
Mucius g	1-2	1-2	0-1	0-1-1	1	3	0	1	0	1	11
Wright Jr. g	0-0	0-0	0-0	0-0-0	0	0	0	0	0	0	1
TEAM				3-1-4	0	2					
Totals	25-57	7-30	11-15	8-30-38	18	68	6	9	1	5	200
Pct.	43.9	23.3	73.3	DR: 1.0							

FG (1st Half: 14-28 50.0%; 2nd Half: 11-29 37.9%)

3FG (1st Half: 4-14 28.6%; 2nd Half: 3-16 18.8%)

FT (1st Half: 5-6 83.3%; 2nd Half: 6-9 66.7%)

CLEMSON	FG	3FG	FT	REB	PF	TP	A	TO	B	S	MIN
Simms f	2-6	1-3	2-2	2-4-6	3	7	1	1	1	1	29
Tyson f	9-13	2-5	1-2	2-3-5	2	21	0	0	0	1	24
Trapp g	3-6	1-3	2-7	0-8-8	2	9	4	1	0	1	28
Scott g	3-8	1-3	2-2	0-0-0	1	9	1	2	0	1	27
Newman III g	4-7	1-2	0-3	0-7-7	2	9	3	1	0	0	33
Dawes g	2-5	1-3	0-0	0-1-1	1	5	3	1	0	0	14
Mack g	3-6	1-4	0-2	0-2-2	1	7	1	1	0	0	20
Jemison g	1-1	0-0	1-0	1-0-1	0	2	0	0	0	0	8
Hunter g	0-2	0-2	0-0	0-0-0	2	0	1	0	0	0	11
Moore g	1-2	0-0	0-0	1-0-1	3	2	1	0	0	0	7
TEAM				0-1-1	0	1					
Totals	28-56	8-25	7-18	6-26-32	17	71	15	7	3	5	200
Pct.	50.0	32.0	38.9	DR: 3.1							

FG (1st Half: 13-28 46.4%; 2nd Half: 15-28 53.6%)

3FG (1st Half: 4-14 28.6%; 2nd Half: 4-11 36.4%)

FT (1st Half: 1-6 16.7%; 2nd Half: 6-12 50.0%)

OFFICIALS: Ron Groover, AJ Desai, James Breeding

TECHNICAL FOULS: None

SCORE BY PERIODS	1ST	2ND	TOTAL
Wake Forest	37	31	68
Clemson	31	40	71





# 2019-20 BOXSCORES

19	[6/5] LOUISVILLE CLEMSON	80 62
Jan. 25, 2020	ATTENDANCE: 17,654	
KFC Yum! CENTER / LOUISVILLE, KY.		

CLEMSON	FG	3FG	FT	REB	PF	TP	A	TO	B	S	MIN
Simms f	1-7	0-2	2-2	4-2-6	4	4	5	1	2	0	35
Trapp g	3-7	2-5	3-4	0-1-1	1	11	3	1	0	2	19
Scott g	2-6	1-5	1-2	0-1-1	0	6	0	0	0	0	18
Mack g	3-13	0-6	0-0	1-7-8	3	6	0	0	1	0	29
Newman III g	2-8	1-5	2-2	0-5-5	3	7	1	2	1	1	37
Dawes	3-6	2-5	0-0	1-2-3	1	8	2	2	0	1	21
Tyson	1-2	1-2	1-2	2-2-4	1	4	0	0	0	0	13
Jemison	0-2	0-1	0-0	1-0-1	2	0	0	1	0	0	4
Hunter	3-5	2-4	0-0	0-0-0	3	8	0	1	0	1	11
Moore	0-1	0-0	0-0	0-0-0	0	0	0	0	0	0	2
Hemenway	3-4	2-3	0-0	0-0-0	1	8	0	1	0	0	12
TEAM				0-0-0	0	0	0	0	0	0	
Totals	21-61	11-38	9-12	9-20-29	19	62	11	9	4	5	200
Pct.	34.4	28.9	75.0	DR: 3.0							

FG (1st Half: 9-29 31.0%; 2nd Half: 12-32 37.5%)  
3FG (1st Half: 4-18 22.2%; 2nd Half: 7-20 35.0%)  
FT (1st Half: 4-6 66.7%; 2nd Half: 5-6 83.3%)

LOUISVILLE	FG	3FG	FT	REB	PF	TP	A	TO	B	S	MIN
Sutton f	2-6	1-4	3-5	2-9-11	2	8	3	3	0	0	36
Nwora f	3-5	1-2	3-4	0-5-5	4	10	2	3	1	0	24
Enoch c	3-9	1-1	4-4	3-4-7	3	11	1	1	0	0	20
Kimble g	0-3	0-2	0-0	0-1-1	1	0	1	0	0	0	16
Perry g	7-12	5-6	0-0	0-5-5	2	19	1	0	0	1	27
Johnson	3-5	0-0	2-2	2-3-5	1	8	6	1	0	1	24
Williams	2-4	0-1	1-2	2-4-6	1	5	0	1	0	0	13
Williamson	5-6	1-1	3-3	1-0-1	1	14	1	3	0	1	25
McMahon	1-4	1-4	0-0	0-0-0	0	3	1	0	0	2	13
Siazinski	0-0	0-0	0-0	0-0-0	0	0	0	0	0	0	1
Nickelberry	0-0	0-0	0-0	0-0-0	0	0	0	0	0	0	0
TEAM				0-0-0	0	2	0	0	0	0	1
Totals	26-54	10-21	18-22	10-31-41	15	80	16	12	1	5	200
Pct.	48.1	47.6	81.8	DR: 2.0							

FG (1st Half: 19-29 65.5%; 2nd Half: 7-25 28.0%)  
3FG (1st Half: 5-7 71.4%; 2nd Half: 5-14 35.7%)  
FT (1st Half: 4-5 80.0%; 2nd Half: 14-17 82.4%)

OFFICIALS: Mike Eades, Mike Roberts, Tim Morrissey  
TECHNICAL FOULS: None

SCORE BY PERIODS	1ST	2ND	TOTAL
Clemson	26	36	62
Louisville	47	33	80

20	SYRACUSE CLEMSON	70 71
Jan. 28, 2020	ATTENDANCE: 6,908	
LITTLE JOHN COLISEUM / CLEMSON, S.C.		

SYRACUSE	FG	3FG	FT	REB	PF	TP	A	TO	B	S	MIN
Dolezal f	2-4	0-0	4-4	2-1-3	5	8	1	1	1	0	26
Hughes f	6-14	2-8	8-9	0-4-4	1	22	2	3	0	5	40
Sidibe f	1-1	0-0	0-0	1-3-4	5	2	0	0	2	1	21
Girard III g	4-11	2-7	0-0	0-3-3	1	10	1	0	0	2	34
Boeheim g	9-21	4-9	0-0	0-1-1	1	22	0	1	0	0	40
Guerrier	2-5	0-2	2-2	3-2-5	1	6	0	2	0	1	27
Washington	0-1	0-1	0-0	0-1-1	0	0	0	0	0	1	6
Edwards	0-0	0-0	0-0	0-1-1	2	0	0	1	0	0	6
TEAM				2-2-4	0	0	0	0	0	0	
Totals	24-57	8-27	14-15	8-18-26	16	70	4	8	3	10	200
Pct.	42.1	29.6	93.3	DR: 1.0							

FG (1st Half: 13-29 44.8%; 2nd Half: 11-28 39.3%)  
3FG (1st Half: 4-14 28.6%; 2nd Half: 4-13 30.8%)  
FT (1st Half: 5-5 100.0%; 2nd Half: 9-10 90.0%)

CLEMSON	FG	3FG	FT	REB	PF	TP	A	TO	B	S	MIN
Simms f	1-4	0-0	0-1	3-4-7	3	2	3	5	1	1	29
Trapp g	6-9	4-7	1-1	0-9-9	2	17	6	2	1	2	35
Scott g	1-5	1-3	0-0	0-1-1	0	3	1	2	0	0	19
Mack g	12-17	1-4	7-8	6-4-10	2	32	1	5	0	0	31
Newman III g	3-10	1-7	2-2	2-1-3	2	9	2	0	0	1	40
Dawes	2-5	2-5	0-0	0-1-1	1	6	2	1	0	0	21
Tyson	0-1	0-1	0-0	0-1-1	2	0	0	0	0	0	9
Hemenway	0-1	0-1	0-0	0-0-0	0	0	1	0	0	0	4
Moore	1-1	0-0	0-0	0-1-1	1	2	1	0	0	1	6
Jemison	0-1	0-0	0-0	0-1-1	0	0	0	0	0	0	5
TEAM				0-2-2	0	0	0	0	0	0	
Totals	26-54	9-28	10-12	11-25-36	13	71	17	16	2	5	200
Pct.	48.1	32.1	83.3	DR: 1.0							

FG (1st Half: 11-25 44.0%; 2nd Half: 15-29 51.7%)  
3FG (1st Half: 7-17 41.2%; 2nd Half: 2-11 18.2%)  
FT (1st Half: 4-4 100.0%; 2nd Half: 6-8 75.0%)

OFFICIALS: Roger Ayers, Jamie Luckie, Paul Szelc  
TECHNICAL FOULS: None

SCORE BY PERIODS	1ST	2ND	TOTAL
Syracuse	35	35	70
Clemson	33	38	71

21	CLEMSON WAKE FOREST	44 56
Feb. 1, 2020	ATTENDANCE: 7,113	
LJVM COLISEUM / WINSTON-SALEM, N.C.		

CLEMSON	FG	3FG	FT	REB	PF	TP	A	TO	B	S	MIN
Simms f	6-16	1-3	1-1	4-4-8	2	14	0	2	0	0	34
Trapp g	2-4	0-1	0-0	1-2-3	4	4	2	1	0	0	17
Scott g	0-3	0-1	0-0	0-2-2	1	0	0	1	0	2	21
Mack g	1-9	0-4	0-0	1-3-4	1	2	0	2	1	1	28
Newman III g	3-7	0-2	1-3t	0-3-3	3	7	4	2	0	2	32
Dawes	1-4	0-2	0-0	0-3-3	5	2	0	3	0	1	21
Tyson	1-6	1-3	2-2	1-3-4	0	5	1	3	0	0	19
Jemison	1-3	0-0	0-0	0-2-2	1	2	0	0	0	1	6
Hemenway	2-5	2-5	0-0	0-3-3	0	6	0	0	0	0	16
Moore	0-1	0-0	0-0	0-0-0	1	0	1	0	0	0	4
Grinde	1-1	0-0	0-0	1-0-1	0	2	0	0	0	0	2
TEAM				3-3-6	0	0	0	0	0	0	
Totals	18-59	4-21	4-6	11-28-39	18	44	8	15	1	7	200
Pct.	30.5	19.0	66.7	DR: 1.1							

FG (1st Half: 8-29 27.6%; 2nd Half: 10-30 33.3%)  
3FG (1st Half: 1-11 9.1%; 2nd Half: 3-10 30.0%)  
FT (1st Half: 2-2 100.0%; 2nd Half: 2-4 50.0%)

WAKE FOREST	FG	3FG	FT	REB	PF	TP	A	TO	B	S	MIN
Oguama f	3-5	0-0	0-0	4-2-6	3	6	0	1	0	0	11
Sarr c	2-10	0-1	3-6	2-11-13	1	7	2	2	2	1	34
Childress g	2-7	1-4	5-7	2-3-5	0	10	5	3	0	2	34
Johnson g	1-2	1-1	0-0	0-1-1	2	3	1	3	0	0	31
White g	5-15	4-12	3-3	0-3-3	1	17	1	0	0	1	29
Mucius	2-4	0-0	0-0	2-6-8	3	4	0	1	0	0	26
Neath	0-1	0-0	0-0	0-2-2	0	0	2	0	0	2	12
Brown	3-7	0-3	0-0	0-1-1	2	6	1	1	0	0	12
Massoud	1-4	1-4	0-0	0-2-2	0	3	0	1	0	1	10
Wright Jr.	0-0	0-0	0-0	0-0-0	0	0	0	0	0	0	1
Wynn	0-0	0-0	0-0	0-0-0	1	0	0	0	0	0	1
TEAM				1-0-1	0	0	0	0	0	0	
Totals	19-55	7-25	11-16	11-31-42	13	56	12	13	2	7	200
Pct.	34.5	28.0	68.8	DR: 1.0							

FG (1st Half: 9-27 33.3%; 2nd Half: 10-28 35.7%)  
3FG (1st Half: 1-9 11.1%; 2nd Half: 6-16 37.5%)  
FT (1st Half: 3-6 50.0%; 2nd Half: 8-10 80.0%)

OFFICIALS: Jerry Heater, Mark Schnur, Earl Walton  
TECHNICAL FOULS: None

SCORE BY PERIODS	1ST	2ND	TOTAL
Clemson	19	25	44
North Carolina	22	34	56



# 2019-20 BOXSCORES

**22** CLEMSON VIRGINIA  
Feb. 5, 2020 ATTENDANCE: 13,580  
JOHN PAUL JONES ARENA / CHARLOTTESVILLE, VA.

CLEMSON	FG	3FG	FT	REB	PF	TP	A	TO	B	S	MIN
Simms f	6-16	2-5	2-4	1-2-3	2	16	2	2	2	2	40
Trapp g	0-4	0-4	0-0	0-5-5	1	2	2	0	0	0	33
Dawes g	5-12	1-6	0-1	0-8-8	4	11	0	1	0	1	32
Mack g	3-10	2-9	2-2	2-5-7	4	10	1	3	0	1	32
Newman III g	3-5	1-2	0-0	1-3-4	2	7	3	0	0	0	32
Tyson	0-1	0-0	0-0	0-0-0	2	0	0	0	0	0	6
Scott	0-3	0-1	0-0	1-0-1	1	0	0	0	0	1	13
Moore	0-0	0-0	0-0	0-0-0	0	0	0	0	0	0	6
Hemenway	0-1	0-1	0-0	0-1-1	0	0	0	1	0	0	6
TEAM				3-2-5							
Totals	17-52	6-28	4-7	8-26-34	16	44	8	9	2	5	200
Pct.	32.7	21.4	57.1	DR: 0.0							

FG (1st Half: 6-21 28.6%; 2nd Half: 11-31 35.5%)  
3FG (1st Half: 2-8 25.0%; 2nd Half: 4-20 20.0%)  
FT (1st Half: 0-0 0.0%; 2nd Half: 4-7 57.1%)

VIRGINIA	FG	3FG	FT	REB	PF	TP	A	TO	B	S	MIN
Diakite f	4-10	1-3	4-6	1-7-8	1	13	1	2	2	1	35
Huff f	4-8	0-2	2-4	2-8-10	3	10	0	0	4	0	36
Clark g	0-3	0-1	1-3	0-2-2	2	1	10	4	0	1	37
Key g	6-13	4-6	3-4	2-6-8	1	19	2	0	0	1	36
Waldensae g	1-6	1-6	0-0	0-1-1	3	3	0	1	0	2	20
Morsell	0-2	0-1	0-0	0-1-1	0	0	0	0	1	0	11
Coleman	0-0	0-0	0-0	0-0-0	0	0	0	0	0	0	3
Stattmann	2-4	1-1	0-0	0-4-4	1	5	0	1	0	0	22
TEAM				0-1-1							
Totals	17-46	7-20	10-17	5-30-35	11	51	13	8	7	5	200
Pct.	37.0	35.0	58.8	DR: 5.0							

FG (1st Half: 11-27 40.7%; 2nd Half: 6-19 31.6%)  
3FG (1st Half: 4-10 40.0%; 2nd Half: 3-10 30.0%)  
FT (1st Half: 0-2 0.0%; 2nd Half: 10-15 66.7%)

OFFICIALS: Mike Eades, Bill Covington Jr., Clarence Armstrong  
TECHNICAL FOULS: None

SCORE BY PERIODS	1ST	2ND	TOTAL
Clemson	14	30	44
North Carolina	26	25	51

**23** NOTRE DAME CLEMSON  
Feb. 9, 2020 ATTENDANCE: 7,472  
LITTLE JOHN COLISEUM / CLEMSON, S.C.

NOTRE DAME	FG	3FG	FT	REB	PF	TP	A	TO	B	S	MIN
Durham f	3-5	0-1	2-2	0-3-3	1	8	3	1	1	1	19
Mooney f	5-12	3-8	3-3	0-11-11	2	16	3	1	0	1	33
Pflueger g	6-8	4-4	2-2	0-4-4	5	18	2	1	0	0	28
Hubb g	1-5	1-4	0-1	1-2-3	0	3	1	6	0	0	38
Gibbs g	4-7	2-4	0-0	0-1-1	2	10	3	2	0	0	38
Goodwin	1-7	0-4	2-2	2-4-6	1	4	0	0	0	0	21
Laszewski	1-5	0-3	0-0	0-2-2	1	2	0	0	0	0	20
Djogo	0-1	0-0	0-0	0-0-0	0	0	0	0	0	0	4
TEAM				1-4-5							
Totals	21-50	10-28	9-10	4-31-35	12	61	14	11	1	2	200
Pct.	42.0	35.7	90.0	DR: 0.1							

FG (1st Half: 10-27 37.0%; 2nd Half: 11-23 47.8%)  
3FG (1st Half: 5-16 31.3%; 2nd Half: 5-12 41.7%)  
FT (1st Half: 2-2 100.0%; 2nd Half: 7-8 87.5%)

CLEMSON	FG	3FG	FT	REB	PF	TP	A	TO	B	S	MIN
Jemison c	2-6	0-0	0-0	4-3-7	3	4	2	0	1	0	31
Trapp g	3-8	1-5	0-0	0-4-4	0	7	4	3	0	1	32
Dawes g	2-5	1-3	0-0	0-2-2	5	2	2	2	0	1	35
Mack g	6-16	2-8	2-3	0-6-6	2	16	0	1	3	25	
Newman III g	1-5	0-4	4-4	0-4-4	2	6	1	1	0	0	30
Tyson	1-5	1-5	0-0	0-4-4	0	3	1	0	0	0	16
Scott	0-2	0-1	0-0	0-0-0	0	0	1	0	0	1	5
Moore	0-1	0-1	0-0	0-1-1	2	0	0	3	1	0	9
Hemenway	5-8	4-7	2-2	1-0-1	2	16	1	0	0	0	19
TEAM				0-2-2							
Totals	20-56	9-34	8-9	5-26-31	13	57	12	9	3	6	200
Pct.	35.7	26.5	88.9	DR:0.0							

FG (1st Half: 10-30 33.3%; 2nd Half: 10-26 38.5%)  
3FG (1st Half: 5-19 26.3%; 2nd Half: 4-15 26.7%)  
FT (1st Half: 4-5 80.0%; 2nd Half: 4-4 100.0%)

OFFICIALS: John Gaffney, Keith Kimble, Brian Dorsey  
TECHNICAL FOULS: None

SCORE BY PERIODS	1ST	2ND	TOTAL
Notre Dame	27	34	61
Clemson	29	28	57

**24** CLEMSON PITTSBURGH  
Feb. 12, 2020 ATTENDANCE: 7,530  
PETERSEN EVENTS CENTER / PITTSBURGH, PA.

CLEMSON	FG	3FG	FT	REB	PF	TP	A	TO	B	S	MIN
Simms f	4-7	0-1	4-4	2-2-4	2	12	5	4	0	1	28
Trapp g	1-4	1-2	0-0	0-4-4	3	3	5	4	0	0	32
Dawes g	5-9	4-7	4-6	0-2-2	3	18	5	3	0	1	35
Mack g	5-8	3-3	3-6	0-9-9	2	16	1	1	1	2	31
Newman III g	1-3	1-2	2-2	1-6-7	3	5	0	0	1	0	19
Hemenway	3-3	2-2	0-0	0-1-1	1	8	1	0	0	0	18
Scott	1-3	1-3	2-2	0-1-1	1	5	0	1	0	0	12
Jemison	1-4	0-0	0-0	4-0-4	2	2	0	1	0	0	11
Tyson	0-1	0-0	0-0	0-0-0	0	0	0	0	0	0	8
Moore	0-1	0-1	0-0	0-0-0	1	0	0	0	0	1	3
Fox	1-1	1-1	0-0	0-1-1	0	3	0	0	0	0	1
McBride	0-0	0-0	0-0	0-0-0	1	0	1	0	0	0	1
Hoag	0-0	0-0	0-0	0-0-0	0	0	0	0	0	0	1
Grinde	0-0	0-0	0-0	0-0-0	0	0	0	0	0	0	1
TEAM				1-1-2							
Totals	22-44	13-22	15-20	8-27-35	20	72	18	14	2	5	200
Pct.	50.0	59.1	75.0	DR: 2.0							

FG (1st Half: 11-25 44.0%; 2nd Half: 11-19 57.9%)  
3FG (1st Half: 6-13 46.2%; 2nd Half: 7-9 77.8%)  
FT (1st Half: 4-6 66.7%; 2nd Half: 11-14 78.6%)

PITTSBURGH	FG	3FG	FT	REB	PF	TP	A	TO	B	S	MIN
Champagne f	3-9	1-3	4-6	2-4-6	3	11	1	1	1	1	32
Brown c	3-7	0-0	0-2	1-3-4	2	6	0	1	0	0	21
Johnson g	0-9	0-3	8-10	2-2-4	2	8	5	2	0	2	32
McGowens g	2-11	1-6	2-2	0-2-2	3	7	3	4	0	1	38
Toney g	3-5	1-1	3-4	1-1-2	3	10	2	1	0	1	34
Hamilton	3-6	0-0	0-0	2-3-3	3	6	0	0	0	0	18
Murphy	0-0	0-0	0-0	1-1-2	1	0	1	1	0	1	16
Drumgoole Jr.	1-1	1-1	0-2	1-0-1	0	3	0	0	0	0	5
Coulibaly	0-0	0-0	0-0	0-0-0	0	0	0	0	0	0	1
Marshall	0-0	0-0	0-0	0-0-0	0	0	0	0	0	0	1
Starzynski	0-0	0-0	0-0	0-0-0	0	0	0	0	0	0	1
George	0-0	0-0	1-2	0-0-0	0	1	0	0	0	0	1
TEAM				2-1-3							
Totals	15-48	4-14	18-28	12-17-29	17	52	12	11	1	6	200
Pct.	31.3	28.6	64.3	DR: 4.0							

FG (1st Half: 8-23 34.8%; 2nd Half: 7-25 28.0%)  
3FG (1st Half: 2-5 40.0%; 2nd Half: 2-9 22.2%)  
FT (1st Half: 6-10 60.0%; 2nd Half: 12-18 66.7%)

OFFICIALS: Lee Cassell, Brian O'Connell, Mike Roberts  
TECHNICAL FOULS: None

SCORE BY PERIODS	1ST	2ND	TOTAL
Clemson	32	40	72
Pittsburgh	24	28	52





# 2019-20 BOXSCORES

<b>25</b>	<b>[5/5] LOUISVILLE CLEMSON</b>	<b>62</b>
Feb. 15, 2020	ATTENDANCE: 9,146	77
LITTLE JOHN COLISEUM / CLEMSON, S.C.		

LOUISVILLE	FG	3FG	FT	REB	PF	TP	A	TO	B	S	MIN
Williamson f	0-1	0-0	0-0	0-0-0	0	0	0	0	0	0	5
Sutton f	7-15	2-5	2-4	3-4-7	4	18	0	0	1	0	36
Enoch c	1-3	0-0	1-2	1-4-5	2	3	1	1	0	0	17
Kimble g	2-6	0-2	0-0	0-0-0	3	4	0	1	0	0	17
Perry g	2-9	1-3	0-0	1-2-3	0	5	0	1	0	0	17
Williams	4-9	0-0	1-2	2-2-4	2	9	0	0	0	0	25
Nwora	1-5	1-5	2-2	2-7-9	4	5	1	4	0	0	30
Johnson	5-13	0-4	2-2	2-4-6	2	12	8	0	0	0	26
McMahon	2-8	2-8	0-0	0-0-0	2	6	1	0	0	2	27
TEAM				3-2-5	0						
Totals	24-69	6-27	8-12	14-25-39	19	62	11	7	2	2	200
Pct.	34.8	22.2	66.7	DR: 3.0							

FG (1st Half: 5-32 15.6%; 2nd Half: 19-37 51.4%)  
3FG (1st Half: 3-16 18.8%; 2nd Half: 3-11 27.3%)  
FT (1st Half: 1-2 50.0%; 2nd Half: 7-10 70.0%)

CLEMSON	FG	3FG	FT	REB	PF	TP	A	TO	B	S	MIN
Simms f	4-8	1-1	4-7	0-4-4	3	13	6	2	0	1	30
Trapp g	3-8	1-4	3-5	0-9-9	3	10	2	0	1	1	33
Dawes g	1-4	1-3	4-4	0-1-1	1	7	0	0	0	1	27
Mack g	6-9	2-5	0-0	0-5-5	2	14	1	1	1	0	32
Newman III g	7-9	2-3	7-7	1-5-6	1	23	0	0	1	2	38
Hemenway	3-6	2-4	0-0	0-1-1	1	8	1	1	0	0	17
Moore	0-1	0-0	0-0	0-1-1	0	0	0	0	0	0	2
Jemison	1-1	0-0	0-0	0-2-2	1	2	0	1	0	0	3
Scott	0-0	0-0	0-0	0-1-1	1	0	0	1	0	0	3
Tyson	0-3	0-3	0-0	0-1-1	2	0	0	0	1	0	8
TEAM				1-2-3	0						
Totals	25-49	9-23	18-23	2-32-34	15	77	10	8	4	5	200
Pct.	51.0	39.1	78.3	DR: 2.0							

FG (1st Half: 12-26 46.2%; 2nd Half: 13-23 56.5%)  
3FG (1st Half: 3-10 30.0%; 2nd Half: 6-13 46.2%)  
FT (1st Half: 4-4 100.0%; 2nd Half: 14-19 73.7%)

OFFICIALS: Ted Valentine, Tony Henderson, Mark Schnur  
TECHNICAL FOULS: None

SCORE BY PERIODS	1ST	2ND	TOTAL
Louisville	14	48	62
Clemson	31	46	77

<b>26</b>	<b>CLEMSON BOSTON COLLEGE</b>	<b>82</b>
Feb. 22, 2020	ATTENDANCE: 6,431	64
CONTE FORUM / CHESTNUT HILL, MASS.		

CLEMSON	FG	3FG	FT	REB	PF	TP	A	TO	B	S	MIN
Simms f	5-7	2-2	0-1	2-9-11	1	12	3	4	2	1	34
Trapp g	2-3	0-0	0-0	0-0-0	4	4	4	1	0	0	13
Dawes g	8-12	6-10	0-0	0-3-3	1	22	3	4	0	1	37
Mack g	4-6	1-3	2-3	0-1-1	2	11	2	1	0	1	21
Newman III g	3-4	1-2	4-6	0-10-10	1	11	3	2	0	0	37
Scott	3-6	0-0	0-0	0-2-2	2	6	4	3	0	0	21
Moore	0-0	0-0	0-0	1-0-1	0	0	0	0	0	0	2
Tyson	4-4	1-1	2-2	0-2-2	4	11	0	1	0	1	17
Hemenway	1-2	1-2	0-0	0-0-0	0	3	1	0	0	0	10
Jemison	1-1	0-0	0-0	1-0-1	1	2	0	1	0	0	5
Fox	0-0	0-0	0-0	0-0-0	0	0	0	0	0	0	1
McBride	0-0	0-0	0-0	0-1-1	0	0	0	0	0	0	1
Hoag	0-0	0-0	0-0	0-0-0	0	0	0	0	0	0	1
Grinde	0-0	0-0	0-0	0-0-0	0	0	0	1	0	0	1
TEAM				0-0-0	0						
Totals	31-45	12-23	8-12	4-28-32	16	82	20	2	4	200	
Pct	68.9	52.2	66.7	DR: 1.0							

FG (1st Half: 16-23 69.6%; 2nd Half: 15-22 68.2%)  
3FG (1st Half: 6-12 50.0%; 2nd Half: 6-11 54.5%)  
FT (1st Half: 3-6 50.0%; 2nd Half: 5-6 83.3%)

BOSTON COLLEGE	FG	3FG	FT	REB	PF	TP	A	TO	B	S	MIN
Popovic f	3-12	1-4	3-4	1-3-4	0	10	2	2	0	1	25
Mitchell f	3-7	1-4	0-0	3-4-7	0	7	3	0	0	5	36
Hamilton g	4-9	2-4	2-3	1-1-2	3	12	2	1	0	3	29
Thornton g	4-10	0-2	2-2	1-2-3	1	10	3	2	0	1	29
DiLuccio g	0-1	0-0	0-0	0-0-0	0	0	0	0	0	0	1
Heath	6-14	3-9	1-2	1-1-2	3	16	0	2	0	2	34
Hamilton	1-4	0-1	0-0	1-1-2	2	2	1	0	0	0	12
Felder	0-0	0-0	3-4	1-0-1	3	3	1	1	0	0	15
Herren Jr.	0-0	0-0	0-0	0-0-0	0	0	0	0	0	0	3
Williams	2-4	0-2	0-0	2-1-3	0	4	0	0	0	0	15
TEAM				1-0-1	0						
Totals	23-61	7-26	11-15	12-13-25	12	64	12	8	0	12	200
Pct.	37.7	26.9	73.3	DR: 2.0							

FG (1st Half: 11-30 36.7%; 2nd Half: 12-31 38.7%)  
3FG (1st Half: 3-12 25.0%; 2nd Half: 4-14 28.6%)  
FT (1st Half: 4-6 66.7%; 2nd Half: 7-9 77.8%)

OFFICIALS: Brian Dorsey, Raymie Styns, Tony Chiazza  
TECHNICAL FOULS: None

SCORE BY PERIODS	1ST	2ND	TOTAL
Clemson	41	41	82
Boston College	29	35	64

<b>27</b>	<b>CLEMSON GEORGIA TECH</b>	<b>59</b>
Feb. 25, 2020	ATTENDANCE: 4,763	68
McCAMISH PAVILION / ATLANTA, GA.		

CLEMSON		FG	3FG	FT	REB	PF	TP	A	TO	B	S	MIN
Simms f		10-16	1-4	2-3	2-3-5	3	23	2	6	2	1	35
Trapp g		1-2	0-1	0-0	0-2-2	0	2	1	3	0	0	16
Dawes g		4-10	1-4	1-2	0-5-5	1	10	4	3	0	4	35
Mack g		4-12	0-4	1-2	1-2-3	3	9	2	1	1	2	32
Newman III g		1-7	0-1	0-1	1-4-5	1	2	4	1	0	0	28
Scott		1-3	0-1	1-2	0-1-1	3	3	1	1	0	0	11
Tyson		3-5	0-2	4-4	1-3-4	1	10	1	0	0	1	17
Moore		0-0	0-0	0-0	0-0-0	1	0	0	1	0	1	5
Hemenway		0-3	0-3	0-0	1-1-2	1	0	0	0	0	0	16
Jemison		0-0	0-0	0-0	0-0-0	1	0	0	0	0	0	5
TEAM					3-1-4	0						
Totals		31-45	12-23	8-12	4-28-32	16	82	20	20	2	4	200
Pct.		68.9	52.2	66.7	DR: 1.0							

FG (1st Half: 13-27 48.1%; 2nd Half: 11-31 35.5%)  
3FG (1st Half: 1-7 14.3%; 2nd Half: 1-13 7.7%)  
FT (1st Half: 2-3 66.7%; 2nd Half: 7-11 63.6%)

GEORGIA TECH	FG	3FG	FT	REB	PF	TP	A	TO	B	S	MIN
Usher f	2-4	0-1	0-0	1-5-6	1	4	1	5	1	0	19
Wright f	4-12	0-1	2-2	2-1-3	2	10	0	4	1	1	31
Banks III c	2-4	0-0	3-5	2-6-8	2	7	0	0	1	4	32
Devoe g	6-13	2-4	0-0	0-6-6	3	14	8	2	0	1	38
Alvarado g	8-14	3-5	0-1	0-3-3	3	19	3	1	0	3	29
Cole	0-1	0-1	0-0	0-0-0	1	0	0	1	0	0	4
Parham	2-5	1-3	3-3	0-4-4	3	8	1	3	0	0	35
Moore	2-2	1-1	1-2	0-0-0	1	6	3	0	0	0	12
TEAM				3-2-5	0						
Totals	26-55	7-16	9-13	8-27-35	16	68	16	17	3	9	200
Pct.	47.3	43.8	69.2	DR: 2.0							

FG (1st Half: 13-27 48.1%; 2nd Half: 13-28 46.4%)  
3FG (1st Half: 4-10 40.0%; 2nd Half: 3-6 50.0%)  
FT (1st Half: 4-6 66.7%; 2nd Half: 5-7 71.4%)

OFFICIALS: Ted Valentine, Ron Groover, Pat Driscoll  
TECHNICAL FOULS: None

SCORE BY PERIODS	1ST	2ND	TOTAL
Clemson	29	30	59
Georgia Tech	34	34	68



# 2019-20 BOXSCORES

28	[6/6] FLORIDA STATE CLEMSON	69
Feb. 29, 2020	ATTENDANCE: 9,095	70
LITTLEJOHN COLISEUM / CLEMSON, S.C.		

FLORIDA STATE	FG	3FG	FT	REB	PF	TP	A	TO	B	S	MIN
Gray f	0-5	0-4	3-5	1-4-5	2	3	2	2	1	0	22
Osborne f	4-6	3-3	0-3	2-6-8	4	11	0	3	0	0	14
Forrest g	4-6	1-2	2-2	0-4-4	3	11	3	3	0	1	22
Walker g	2-6	0-2	1-2	1-0-1	2	5	1	2	0	2	25
Vassell g	6-11	2-5	0-0	1-6-7	3	14	3	2	0	0	38
Evans	2-2	0-0	0-0	0-1-1	0	4	0	0	0	0	16
Williams	2-4	1-2	4-4	0-4-4	2	9	0	3	1	3	26
Olejniczak	3-3	0-0	1-2	0-0-0	1	7	0	1	1	1	13
Polite	2-4	1-2	0-0	0-2-2	5	2	0	0	0	0	19
Wilkes	0-2	0-1	0-0	1-0-1	1	0	0	0	0	0	2
Koprivica	0-1	0-0	0-0	0-0-0	0	0	0	0	0	0	4
TEAM				1-0-1	0	0	0	0	0	0	
Totals	25-50	8-21	11-18	7-27-34	20	69	11	16	3	7	200
Pct.	50.0	38.1	61.1	DR: 2.0							

FG (1st Half: 16-26 61.5%; 2nd Half: 9-24 37.5%)

3FG (1st Half: 5-12 41.7%; 2nd Half: 3-9 33.3%)

FT (1st Half: 2-4 50.0%; 2nd Half: 9-14 64.3%)

CLEMSON	FG	3FG	FT	REB	PF	TP	A	TO	B	S	MIN
Tyson f	1-1	1-1	0-0	0-2-2	2	3	0	0	0	0	9
Simms f	2-3	0-0	1-4	4-4-8	3	5	1	2	0	1	33
Trapp g	3-7	0-2	2-6	0-5-1	1	8	1	3	0	1	24
Dawes g	8-18	2-9	0-0	0-1-1	0	18	4	5	0	0	36
Newman III g	6-13	1-3	5-6	0-2-2	1	18	2	0	1	2	35
Mack	3-5	1-2	2-2	0-5-5	3	9	0	0	1	1	25
Moore	2-4	0-0	0-0	0-1-1	0	4	0	0	0	1	11
Scott	1-2	0-0	0-1	0-1-1	1	2	0	1	0	0	6
Jemison	0-0	0-0	0-0	2-0-2	2	0	1	0	0	0	7
Hemenway	1-3	1-3	0-0	1-1-2	2	3	0	1	0	0	13
TEAM				2-1-3	0	0	0	0	0	0	
Totals	27-56	6-20	10-19	9-23-32	15	70	9	12	2	6	200
Pct.	48.2	30.0	52.6	DR: 2.0							

FG (1st Half: 13-30 43.3%; 2nd Half: 14-26 53.8%)

3FG (1st Half: 3-12 25.0%; 2nd Half: 3-9 33.3%)

FT (1st Half: 3-5 60.0%; 2nd Half: 7-14 50.0%)

OFFICIALS: Mike Eades, Tim Clougherty, Clarence Armstrong  
TECHNICAL FOULS: None

SCORE BY PERIODS	1ST	2ND	TOTAL
Florida State	39	30	69
Clemson	32	38	70

29	CLEMSON VIRGINIA TECH	58
March 4, 2020	ATTENDANCE: 8,901	70
CASSELL COLISEUM / BLACKSBURG, VA.		

CLEMSON	FG	3FG	FT	REB	PF	TP	A	TO	B	S	MIN
Simms f	2-4	1-3	0-0	1-4-5	2	5	1	4	1	0	24
Trapp g	2-6	2-5	2-2	0-3-3	1	8	0	1	0	0	28
Dawes g	1-7	1-5	2-2	0-1-1	3	5	0	1	0	0	22
Mack g	5-12	2-8	0-0	2-4-6	1	12	1	0	0	1	28
Newman III g	2-6	0-2	2-3	0-3-3	1	6	4	2	1	0	30
Hemenway	3-6	3-6	0-0	0-2-2	3	9	1	0	0	0	22
Jemison	2-3	0-1	0-1	0-4-4	0	4	0	0	0	1	9
Tyson	3-6	0-2	2-3	3-2-5	1	8	2	2	0	1	12
Scott	0-3	0-2	0-0	0-0-0	1	0	0	1	0	0	10
Moore	0-3	0-1	0-0	0-1-1	2	0	1	1	0	2	5
Fox	0-0	0-0	0-0	0-0-0	0	0	1	0	0	0	3
McBride	0-0	0-0	0-0	0-1-1	0	0	0	0	0	0	3
Hoag	0-1	0-0	0-0	0-0-0	0	0	0	0	0	0	3
Grinde	0-0	0-0	1-2	1-0-1	0	1	0	0	0	0	2
TEAM				0-0-0	0	0	0	0	0	0	
Totals	20-57	9-35	9-13	7-25-32	15	58	11	12	2	5	200
Pct.	35.1	25.7	69.2	DR: 2.0							

FG (1st Half: 9-30 30.0%; 2nd Half: 11-27 40.7%)

3FG (1st Half: 6-21 28.6%; 2nd Half: 3-14 21.4%)

FT (1st Half: 1-1 100.0%; 2nd Half: 8-12 66.7%)

VIRGINIA TECH	FG	3FG	FT	REB	PF	TP	A	TO	B	S	MIN
Nolley f	2-9	1-4	2-2	0-8-8	0	7	3	4	0	1	25
Horne f	6-10	4-7	1-2	1-2-3	1	17	0	0	0	5	30
Bede g	2-2	0-0	0-0	0-1-1	2	4	5	1	1	1	28
Alleyne g	1-3	1-2	0-0	0-3-3	3	2	2	0	0	0	20
Radford g	7-8	0-0	2-5	1-5-6	1	16	4	2	0	0	30
Cattoor	3-5	2-4	1-2	0-7-7	3	9	0	1	0	1	17
Cone	2-6	2-6	0-0	0-1-1	1	6	1	1	0	0	25
Ojaki	0-0	0-0	0-0	0-1-1	2	0	0	3	0	0	5
Wilkins	3-4	2-3	0-0	0-2-2	2	8	2	1	0	0	16
Johnson	0-1	0-0	0-0	0-0-0	1	0	0	0	0	0	2
Palmer	0-0	0-0	0-0	0-0-0	0	0	0	1	0	0	2
Totals	26-48	12-26	6-11	2-32-34	16	70	17	16	1	8	200
Pct.	54.2	46.2	54.5	DR: 0.0							

FG (1st Half: 10-21 47.6%; 2nd Half: 16-27 59.3%)

3FG (1st Half: 4-10 40.0%; 2nd Half: 8-16 50.0%)

FT (1st Half: 6-9 66.7%; 2nd Half: 0-2 0.0%)

OFFICIALS: A.J. Desai, Brian O'Connell, Earl Walton

TECHNICAL FOULS: None

SCORE BY PERIODS	1ST	2ND	TOTAL
Clemson	25	33	58
Georgia Tech	30	40	70

30	GEORGIA TECH CLEMSON	65
March 6, 2020	ATTENDANCE: 8,188	62
LITTLEJOHN COLISEUM / CLEMSON, S.C.		

GEORGIA TECH	FG	3FG	FT	REB	PF	TP	A	TO	B	S	MIN
Usher f	3-9	1-3	4-4	2-6-8	1	11	1	1	0	1	33
Wright f	1-3	0-0	5-6	1-5-6	3	7	1	1	0	0	26
Banks II c	2-3	0-0	3-4	2-7-9	2	7	1	1	3	0	31
Devoe g	7-13	2-5	4-5	0-6-6	4	20	1	6	0	2	37
Alvarado g	3-9	2-5	5-7	0-1-1	5	13	1	6	0	2	34
Cole	0-1	0-1	0-0	0-4-4	1	0	0	0	0	0	12
Parham	1-2	0-0	2-2	0-0-0	0	4	2	1	0	0	24
Moore	1-2	1-1	0-0	0-0-0	1	3	0	1	0	0	3
TEAM				1-2-3	0	0	0	0	0	0	
Totals	18-42	6-15	23-28	6-31-37	17	65	7	19	3	5	200
Pct.	42.9	40.0	82.1	DR: 3.2							

FG (1st Half: 12-23 52.2%; 2nd Half: 6-19 31.6%)

3FG (1st Half: 5-10 50.0%; 2nd Half: 1-5 20.0%)

FT (1st Half: 10-10 100.0%; 2nd Half: 13-18 72.2%)

CLEMSON	FG	3FG	FT	REB	PF	TP	A	TO	B	S	MIN
Simms f	4-9	2-4	2-3	2-6-8	3	12	2	5	0	1	25
Trapp g	2-6	0-4	2-2	0-4-4	1	6	4	0	0	2	24
Dawes g	1-5	1-3	2-2	0-3-3	2	5	1	0	0	3	33
Mack g	6-18	3-11	4-6	0-0-0	3	19	0	2	1	1	37
Newman III g	1-8	0-2	1-2	1-1-2	5	3	1	2	0	1	32
Scott	4-7	0-1	3-3	0-4-4	2	11	2	1	0	2	22
Tyson	0-0	0-0	0-0	0-0-0	0	0	0	0	0	0	3
Jemison	1-3	0-0	0-0	3-2-5	1	2	0	1	0	1	15
Hemenway	1-2	0-1	0-0	0-0-0	0	2	0	1	0	0	5
Moore	1-2	0-0	1-0-1	1	2	0	0	0	0	0	4
TEAM				3-0-3	0	0	0	0	0	0	
Totals	21-60	6-26	14-18	10-20-30	18	62	10	10	2	11	200
Pct.	35.0	23.1	77.8	DR: 0.0							

FG (1st Half: 10-29 34.5%; 2nd Half: 11-31 35.5%)

3FG (1st Half: 2-10 20.0%; 2nd Half: 4-16 25.0%)

FT (1st Half: 6-7 85.7%; 2nd Half: 8-11 72.7%)

OFFICIALS: Jamie Luckie, Raymond Styons, Bill Covington Jr.

TECHNICAL FOULS: None

SCORE BY PERIODS	1ST	2ND	TOTAL
Georgia Tech	39	26	65
Clemson	28	34	62

31	MIAMI CLEMSON	64
March 11, 2020	ATTENDANCE: N/A	69
GREENSBORO COLISEUM / GREENSBORO, N.C.		

MIAMI	FG	3FG	FT	REB	PF	TP	A	TO	B	S	MIN
Stone f	3-8	0-3	0-0	2-2-4	4	6	1	2	1	1	33
Waardenburg f	0-3	0-2	0-0	1-7-8	2	0	0	0	1	3	31
Vasiljevic g	6-11	3-7	2-2	2-3-5	3	17	0	1	0	0	33
Wong g	3-9	1-4	1-1	2-4-6	2	8	3	2	0	1	31
McGusty g	5-15	2-9	0-0	1-2-3	1	12	1	2	1	1	31
Lykes	7-16	5-11	2-2	1-2-3	3	21	1	1	0	1	28
Miller	0-1	0-0	0-0	1-0-1	1	0	0	0	0	0	8
Beverly	0-0	0-0	0-0	0-1-1	0	0	0	1	0	0	4
Walker	0-0	0-0	0-2	0-0-0	0	0	0	0	0	0	0+
TEAM				2-1-3	0	1	0	0	0	0	
Totals	24-63	11-36	5-7	12-22-34	16	64	6	10	7	3	200
Pct.	38.1	30.6	71.4	DR: 1.0							

FG (1st Half: 9-28 32.1%; 2nd Half: 15-35 42.9%)

3FG (1st Half: 2-15 13.3%; 2nd Half: 9-21 42.9%)

FT (1st Half: 3-3 100%; 2nd Half: 2-4 50%)

CLEMSON	FG	3FG	FT	REB	PF	TP	A	TO	B	S	MIN
Simms f	5-8	1-2	3-4	2-8-10	0	14	4	1	0	1	37
Trapp g	1-4	1-3	0-0	0-2-2	1	3	1	2	0	0	23
Dawes g	4-7	2-4	8-8	0-2-2	3	18	2	2	0	2	32



# HISTORY & RECORDS

A black and white photograph of basketball player Demontez Stitt in a Clemson jersey, number 2, in a dynamic pose on a basketball court. He is surrounded by other players and a camera operator, capturing a moment of intense action.

## DEMONTEZ STITT

A THIRD-TEAM ALL-ACC PERFORMER AS A SENIOR IN 2011, STITT IS THE ONLY TIGER TO START ON FOUR NCAA TOURNAMENT TEAMS. STITT PASSED AWAY SUDDENLY AT THE AGE OF 27 ON JULY 12, 2016. STITT WAS AWARDED HIS POSTHUMOUS DEGREE IN MAY 2018.



# INDIVIDUAL RECORDS

## MOST POINTS

<b>Game</b>	
Overall:	58 (29 FG, 0 FT) by James Erwin vs. Butler Guards, Feb. 9, 1912
	50 by J.W. Stribling vs. Erskine, Feb. 17, 1916
	46 (17 FG, 12 FT) by Bill Yarborough vs. South Carolina, Jan. 18, 1955
	46 (19 FG, 8 FT) by Butch Zatezalo vs. Wake Forest, Feb. 18, 1969
In Fike Fieldhouse:	46 (17 FG, 12 FT) by Bill Yarborough vs. South Carolina, Jan. 18, 1955
In Littlejohn Coliseum:	43 by Will Solomon vs. Virginia, Jan. 15, 2000
Away:	46 (19 FG, 8 FT) by Butch Zatezalo vs. Wake Forest, Feb. 18, 1969
At Neutral Site:	43 by Butch Zatezalo vs. NC State (at Charlotte, NC), Feb. 14, 1970
By a Freshman:	38 by Skip Wise vs. Pennsylvania, Nov. 30, 1974
By a Sophomore:	46 (17 FG, 12 FT) by Bill Yarborough vs. South Carolina, Jan. 18, 1955
By a Junior:	46 (19 FG, 8 FT) by Butch Zatezalo vs. Wake Forest, Feb. 18, 1969
By a Senior:	58 (29 FG, 0 FT) by James Erwin vs. Butler Guards, Feb. 9, 1912
vs. ACC Team:	46 (17 FG, 12 FT) by Bill Yarborough vs. South Carolina, Jan. 18, 1955
	46 (19 FG, 8 FT) by Butch Zatezalo vs. Wake Forest, Feb. 18, 1969
By a Non-Starter:	34 (9 FG, 8 3-Pt FG, 8 FT) by David Young vs. Wake Forest, Jan. 12, 1991
By a Guard:	46 (17 FG, 12 FT) by Bill Yarborough vs. South Carolina, Jan. 18, 1955
	46 (19 FG, 8 FT) by Butch Zatezalo vs. Wake Forest, Feb. 18, 1969
By a Center:	58 (29 FG, 0 FT) by James Erwin vs. Butler Guards, Feb. 9, 1912
By a Forward:	37 by Garry Helms vs. Georgia Tech, Feb. 22, 1966
In Season Opener:	34 by Bill Yarborough vs. Presbyterian, Dec. 1, 1955
Player's First Game:	33 by Van Gregg vs. Georgia Tech, Nov. 28, 1972
Day:	80 by James Erwin (scored 22 vs. Furman and 58 vs. Butler Guards), Feb. 9, 1912
Overtime:	12 \$ by Terrence Oglesby vs. Florida State, Jan. 12, 2008
Season:	651 (247 FG, 157 FT) by Bill Yarborough, 1954-55
	651 (*256 FG, 138 FT) by Horace Grant, 1986-87
Career:	1,880 (*754 FG, 369 FT) by Elden Campbell, 1986-90
* - includes one three-point goal; \$ - double overtime game	

## BEST SCORING AVERAGE

<b>Season:</b>	28.3	by Bill Yarborough, 1954-55 (651 points in 23 games)
<b>Season/Non-Starter:</b>	14.4	by Devin Gray, 1993-94
<b>Career:</b>	23.48	by Butch Zatezalo, 1967-70 (1,761 points in 75 games)

## POINTS PER MINUTE

<b>Game (Min. 15 Pts.):</b>	3.00	(18 in 6 Min.) by Gabe DeVoe vs. NC State, March 3, 2015
<b>Season*:</b>	.661	(645 in 976 Min.) by Butch Zatezalo, 1968-69
<b>Career:</b>	.617	(1766 in 2864 Min.) by Butch Zatezalo, 1967-70
* - minutes played unavailable for 1954-55 when Bill Yarborough averaged 28.3 points per game. If he averaged 40 minutes a game, he would have a .713 figure.		

## DOUBLE-FIGURE SCORING GAMES

<b>Season:</b>	32	by Terrell McIntyre, 1998-99 (35 games)
<b>Every Game:</b>	30-30	by Will Solomon, 1999-00
	24-24	by Butch Zatezalo, 1969-70
	23-23	by Bill Yarborough, 1954-55
<b>Consecutive Games:</b>	52	by Will Solomon (all 30 of 1999-2000 and first 22 of 2000-01)
<b>Career:</b>	97	by Elden Campbell, 1986-90
		by Greg Buckner, 1994-98
		by Terrell McIntyre, 1995-99
<b>% of Games Played:</b>	.933	(70-75) by Butch Zatezalo, 1967-70

## 20-POINT GAMES

<b>Season:</b>	22	by Bill Yarborough, 1954-55
<b>% of Games Played:</b>	.957	(22-23) by Bill Yarborough, 1954-55
<b>Consecutive Games:</b>	19	by Bill Yarborough (last three of 1953-54 and first 16 of 1954-55)
<b>Career:</b>	52	by Butch Zatezalo, 1967-70
<b>% of Games Played:</b>	.693	(52-75) by Butch Zatezalo, 1967-70
<b>By a Freshman:</b>	12	by Skip Wise, 1974-75


## 30-POINT GAMES

<b>Season:</b>	9	by Bill Yarborough, 1954-55
<b>% of Games Played:</b>	.391	(9-23) by Bill Yarborough, 1954-55
<b>Consecutive:</b>	2	by many players, many times

## PRE-WORLD WAR II SCORING HIGHS

58.....	James Erwin vs. Butler Guards, Feb. 9, 1912
50.....	J.W. Stribling vs. Erskine, Feb. 17, 1916
31.....	Julian Robertson vs. Piedmont, Feb. 15, 1919
30.....	James Erwin vs. Wofford, Mar. 9, 1912
27.....	Banks McFadden vs. South Carolina, Feb. 19, 1938
25.....	James Erwin vs. Atlanta Agriculture, Jan. 31, 1914
25.....	Eddis Freeman vs. Presbyterian, Feb. 2, 1945
24.....	Dude Buchanan vs. The Citadel, Feb. 21, 1941
24.....	Marion Craig vs. Wake Forest, Jan. 12, 1943
22.....	James Erwin vs. Furman, Feb. 9, 1912
22.....	Caughman vs. Furman, Jan. 10, 1914
22.....	Alex Swails vs. Georgia Tech, Jan. 12, 1935
22.....	Alex Swails vs. Furman, Feb. 7, 1935
22.....	Banks McFadden vs. Presbyterian, Jan. 8, 1938
22.....	Banks McFadden vs. Furman, Jan. 12, 1940
22.....	Banks McFadden vs. The Citadel, Feb. 23, 1940
22.....	Dude Buchanan vs. North Carolina, Feb. 10, 1941
21.....	Ted Simons vs. Royal Athletic Club, Dec. 15, 1932
21.....	Banks McFadden vs. Wake Forest, Feb. 16, 1938
21.....	Banks McFadden vs. The Citadel, Feb. 20, 1939
21.....	Dude Buchanan vs. NC State, Jan. 13, 1940
21.....	Butch Butler vs. George Washington, Jan. 14, 1941
21.....	Marion Craig vs. Georgia Tech, Jan. 22, 1941
21.....	Marion Craig vs. Furman, Feb. 14, 1941
21.....	Marion Craig vs. Wake Forest, Jan. 14, 1942
21.....	Walt Sears vs. Furman, Feb. 10, 1942
21.....	Marion Craig vs. The Citadel, Feb. 24, 1943
21.....	Leonard Riddle vs. Presbyterian, Feb. 1, 1944
21.....	Whitey Graham vs. Wofford, Feb. 6, 1945
20.....	John Erwin vs. Furman, Feb. 9, 1912
20.....	Walter Colbert vs. Presbyterian College, Feb. 23, 1917
20.....	Alex Swails vs. Wofford, Jan. 15, 1935
20.....	Clyde Pennington vs. Presbyterian, Jan. 8, 1936
20.....	Clyde Pennington vs. South Carolina, Feb. 15, 1936
20.....	Banks McFadden vs. Wofford, Feb. 27, 1938
20.....	Banks McFadden vs. NC State, Jan. 19, 1940
20.....	Banks McFadden vs. South Carolina, Feb. 9, 1940

TERRELL MCINTYRE SET THE RECORD FOR DOUBLE-FIGURE SCORING GAMES WITH 32 AS A SENIOR IN 1998-99.





# INDIVIDUAL RECORDS

K.C. RIVERS SET CLEMSON'S CAREER RECORD WITH 281 THREE-POINTERS FROM 2005-09.

**Career:** 16 by Butch Zatezalo, 1967-70  
**% of Games Played:** .213 (16-75) by Butch Zatezalo, 1967-70

## 40-POINT GAMES

**Season:** 2 by Bill Yarborough, 1954-55  
**Career:** 2 by Bill Yarborough, 1952-57  
 by Butch Zatezalo, 1967-70  
 by Will Solomon, 1998-01

## MOST FIELD GOALS

**Game:** 29 by James Erwin vs. Butler Guards, Feb. 9, 1912  
 19 by Butch Zatezalo at Wake Forest, Feb. 18, 1969  
**Consecutive Made:** 16 by Greg Buckner 1994-95, (hit last vs. Appalachian State, 8-8 vs. The Citadel, 7-7 vs. Miami (Fla.))  
**Season:** 256 (Att. 390) by Horace Grant, 1986-87  
**Career:** 754 (Att. 1342) by Elden Campbell, 1986-90

## MOST FIELD GOALS ATTEMPTED

**Game:** 42 (Made 13) by Bill Yarborough vs. NC State, Dec. 14, 1954  
**Season:** 623 (Made 247) by Bill Yarborough, 1954-55  
**Career:** 1,557 (Made 588) by Bill Yarborough, 1952-57

## BEST FIELD GOAL PERCENTAGE

**Game:** 1.000 (9-9) by Tree Rollins vs. Boston College, Dec. 28, 1976  
**Game (Min. 10 Att.):** .923 (12-13) by Larry Middleton vs. Rider, Dec. 1, 1985  
 (12-13) by Horace Grant vs. Georgia State, Nov. 28, 1986  
 (12-13) by Dale Davis vs. Georgia Tech, March 4, 1989  
**Season:** .674 (174-258) by Harold Jamison, 1998-99 (Min. 100 made)  
**Career:** .6088 (454-746) by Harold Jamison, 1995-99 (Min. 200 Made)

## THREE-POINT FIELD GOALS

**Game:** 8 by David Young vs. Wake Forest, Jan. 12, 1991  
 by Chris Whitney at North Carolina, Feb. 17, 1993  
 by Terrell McIntyre at Florida State, Jan. 12, 1999  
 by Will Solomon vs. Virginia, Jan. 15, 2000  
 by Tony Stockman at North Carolina, Feb. 27, 2002  
 by K.C. Rivers at Virginia, Feb. 7, 2008  
 by Marcquise Reed at Virginia Tech, Feb. 21, 2018  
**Season:** 99 by Terrell McIntyre, 1998-99  
**Season/Game:** 3.17 by Will Solomon (95 in 30 games), 2000-01  
**Career:** 281 by K.C. Rivers, 2005-09  
**Career/Game:** 2.88 by Chris Whitney (167 in 58 games), 1991-93

## THREE-POINT GOAL ATTEMPTS

**Game:** 20 by Marcquise Reed at Virginia Tech, Feb. 21, 2018  
**Season:** 252 by Will Solomon, 2000-01  
**Season/Game:** 8.4 by Will Solomon (252 in 30 games), 2000-01  
**Career:** 729 by K.C. Rivers, 2005-09  
**Career/Game:** 6.97 by Chris Whitney (404 in 58 games), 1991-93

## THREE-POINT GOAL PERCENTAGE

**Game:** 1.000 by Marc Campbell (7-7) vs. Maryland, Feb. 19, 1983; vs. Virginia (7-7), Feb. 23, 1983  
**Season:** .515 (70-136) by Michael Tait, 1986-87  
**Consecutive Made:** 14 by Marc Campbell vs. Maryland, Feb. 19, 1983; vs. Virginia, Feb. 23, 1983 (17'9" distance)  
 10 by Michael Tait vs. S. Carolina, Feb. 7, 1987; vs. NC State, Feb. 11, 1987  
**Career:** .515 (70-136) by Michael Tait, 1985-87 (Min. 50 Att.)

## MOST FREE THROWS

**Game:** 17 (Att. 17) by Butch Zatezalo vs. Maryland, Jan. 17, 1968  
**Season:** 189 (Att. 229) by Butch Zatezalo, 1968-69  
**Career:** 501 (Att. 610) by Butch Zatezalo, 1967-70  
**Consecutive Made:** 41 by Jim Brennan, 1961-62

## MOST FREE THROWS ATTEMPTED

**Game:** 19 (Made 10) by Dale Davis vs. SC State, Dec. 17, 1990  
 19 (Made 8) by Chris Hobbs vs. Wake Forest, Feb. 13, 2002  
**Season:** 229 (Made 189) by Butch Zatezalo, 1968-69  
**Career:** 610 (Made 501) by Butch Zatezalo, 1967-70

## BEST FREE THROW PERCENTAGE

**Game:** 1.000 12 times, the last being (10-10) by Shawan Robinson vs. NC State, Jan. 29, 2006 (Min. 10 made)  
**Season:** 91.3 (84-92) by Shawan Robinson, 2005-06 (Min. 50 made)  
**Career:** 85.9 (366-426) by Marcquise Reed, 2016-19 (Min. 100 made)

## REBOUNDS

**Game:** 30 by Tommy Smith vs. Georgia, Feb. 21, 1955  
**Season:** 395 by Dale Davis, 1989-90  
**Average:** 13.6 by Ron Richardson, 1951-52  
**Career:** 1,311 by Tree Rollins, 1973-77  
**Average:** 11.9 by Tree Rollins, 1973-77

# INDIVIDUAL RECORDS

## MOST OFFENSIVE REBOUNDS

<b>Game:</b>	11	by Dale Davis vs. SC State, Dec. 17, 1990
		by Harold Jamison vs. South Carolina, Dec. 17, 1997
<b>Season:</b>	166	by Dale Davis, 1989-90
<b>Career:</b>	485	by Dale Davis, 1987-91

## MOST DOUBLE-DOUBLES

<b>Season:</b>	20	by Dale Davis, 1989-90
<b>Career:</b>	61	by Tree Rollins, 1973-77

## ASSISTS

<b>Game:</b>	20	by Grayson Marshall vs. Maryland-Eastern Shore, Nov. 25, 1985
<b>Season:</b>	262	by Grayson Marshall, 1985-86
<b>Average:</b>	7.93 (238-30)	by Edward Scott, 2001-02
<b>Career:</b>	857	by Grayson Marshall, 1984-88
<b>Average:</b>	7.02 (857-122)	by Grayson Marshall, 1984-88

## DOUBLE-FIGURE ASSIST GAMES

<b>Season:</b>	11	by Grayson Marshall, 1985-86
<b>Career:</b>	25	by Grayson Marshall, 1984-88

## ASSISTS BY A POST PLAYER

<b>Game:</b>	9	by Trevor Booker vs. East Carolina, Dec. 16, 2009
<b>Season:</b>	95	by James Mays, 2006-07
<b>Career:</b>	224	by Trevor Booker, 2006-10

## DOUBLE-DOUBLES WITH ASSISTS

<b>Season:</b>	5	by Derrick Johnson, 1976-77
		by Edward Scott, 2001-02
<b>Career:</b>	8	by Edward Scott, 1999-2003

## MOST FOULS

<b>Season:</b>	110	by Chris Hobbs, 2001-02
<b>Career:</b>	383	by Chris Hobbs, 2000-04

## ASSIST-TURNOVER RATIO

<b>Game:</b>	11 to 0	by Grayson Marshall at NC State, Feb. 11, 1987
<b>Season:</b>	3.03 (118-39)	by Jordan Roper, 2015-16
<b>Career:</b>	2.47 (857-347)	by Grayson Marshall, 1984-88
By Non-Guard:	1.772	by Clarke Bynum, 1980-84

## BLOCKED SHOTS

<b>Game:</b>	10	by Tree Rollins vs. Presbyterian, Dec. 13, 1975; vs. Duke, Feb. 23, 1977; vs. Jacksonville, Dec. 16, 1976
		by Sharone Wright vs. UNC Greensboro, Dec. 12, 1992; vs. Maryland, Jan. 26, 1993
<b>Season:</b>	124	by Sharone Wright, 1992-93
<b>Average:</b>	4.25 (119-28)	by Tree Rollins, 1974-75
<b>Career:</b>	450	by Tree Rollins, 1973-77
<b>Average:</b>	4.09 (450-110)	by Tree Rollins, 1973-77

## STEALS

<b>Game:</b>	7	by Stan Rome vs. Maryland, Jan. 19, 1977
		by Devin Gray vs. The Citadel, Dec. 19, 1992
		by Terrell McIntyre vs. Georgia Tech, March 1, 1998
		by K.C. Rivers vs. Duke, Feb. 4, 2009
		by Andre Young vs. Maryland, Jan. 31, 2010
<b>Season:</b>	83	by Vernon Hamilton, 2005-06
<b>Average:</b>	2.68 (83-31)	by Vernon Hamilton, 2005-06
<b>Career:</b>	271	by Vernon Hamilton, 2003-07
<b>Average:</b>	2.13 (271-127)	by Vernon Hamilton, 2003-07

## MOST DUNKS

<b>Game:</b>	8	by Tree Rollins vs. Wake Forest, Jan. 15, 1977
<b>Season:</b>	62	by Harold Jamison, 1998-99
<b>Career:</b>	160	by Elden Campbell, 1986-90

## MOST CHARGES TAKEN

(Since 1978-79)

<b>Game:</b>	4	by Marvin Dickerson vs. North Carolina, Jan. 27, 1979
		by Bobby Conrad vs. North Carolina, Jan. 27, 1979
		by Marc Campbell vs. Georgia Tech, Jan. 26, 1984
<b>Season:</b>	32	by Bobby Conrad, 1978-79
<b>Career:</b>	62	by Bobby Conrad, 1976-80

## GAMES PLAYED

<b>Season:</b>	36	by Trevor Booker, 2006-07
		by Vernon Hamilton, 2006-07
		by Cliff Hammonds, 2006-07
		by James Mays, 2006-07
		by Sam Perry, 2006-07
		by David Potter, 2006-07
		by K.C. Rivers, 2006-07
		by Raymond Sykes, 2006-07
		by Rod Hall, 2013-14
		by Damarcus Harrison, 2013-14
		by K.J. McDaniels, 2013-14
<b>Career:</b>	134	by Cliff Hammonds, 2004-08
		by K.C. Rivers, 2005-09
		by Trevor Booker, 2006-10
		by David Potter, 2006-10

## GAMES STARTED

<b>Season:</b>	36	by Trevor Booker, 2006-07
		by Vernon Hamilton, 2006-07
		by Cliff Hammonds, 2006-07
		by Rod Hall, 2013-14
<b>Career:</b>	134	by Trevor Booker, 2006-10
Consecutive Starts:	134	by Trevor Booker, 2006-10

## MINUTES PLAYED


<b>Game:</b>	55	by Vincent Hamilton vs. Duke, Feb. 24, 1982
<b>Season:</b>	1,250	by Terrell McIntyre, 1998-99
<b>Career:</b>	4,285	by Cliff Hammonds, 2004-08

## MINUTES PER GAME

<b>Season:</b>	39.04	by Butch Zatezalo, 1968-69
<b>Career:</b>	38.2	by Butch Zatezalo, 1967-70

## MOST WINS

<b>Season:</b>	26	by Elden Campbell, 1989-90
		by Marion Cash, 1989-90
		by Dale Davis, 1989-90
		by Derrick Forrest, 1989-90
		by Kirkland Howling, 1989-90
		by Sean Tyson, 1989-90
		by David Young, 1989-90
<b>Career:</b>	93	by Trevor Booker, 2006-10
		by David Potter, 2006-10
	91	by K.C. Rivers, 2005-09
	88	by Jerai Grant, 2007-11
	85	by Raymond Sykes, 2005-09
		by Demontez Stitt, 2007-11



DALE DAVIS POSTED 20 DOUBLE-DOUBLES IN THE 1989-90 SEASON.





# INDIVIDUAL GAME BESTS

## CLEMSON INDIVIDUAL SCORING

#	Name	Site-Opponent	Date
58	James Erwin	N2-Butler Guards	2-9-1912
50	J.W. Stribling	H-Erskine	2-17-1916
46	Bill Yarborough	H-South Carolina	1-18-1955
46	Butch Zatezalo	A-Wake Forest	2-18-1969
43	Butch Zatezalo	N1-NC State	2-14-1970
43	Will Solomon	H-Virginia	1-15-2000
41	Will Solomon	H-Georgia Tech	1-24-2001
40	Bill Yarborough	H-Virginia	12-17-1954
39	Choppy Patterson	H-The Citadel	12-17-1960
38	Bill Yarborough	H-Duke	1-11-1956
38	Butch Zatezalo	H-Wake Forest	2-27-1969
38	Skip Wise	H-Pennsylvania	11-30-1974
37	Garry Helms	H-Georgia Tech	2-22-1966
37	Will Solomon	A-Penn State	12-1-1999
36	Bill Yarborough	H-Wake Forest	2-26-1955
36	Butch Zatezalo	H-Duke	1-20-1968
36	Edward Scott	H-Florida State	2-23-2002

N1 - Charlotte, N.C.; N2 - Greenville, S.C.

## OPPONENT INDIVIDUAL SCORING

#	Name	Site-Opponent	Date
56	Darrell Floyd	A-Furman	2-24-1955
49	Pete Maravich	N1-Louisiana State	12-20-1969
45	George Glamack	A-North Carolina	2-10-1941
45	Buzz Wilkinson	A-Virginia	2-14-1955
45	Lennie Rosenbluth	H-North Carolina	1-14-1956
45	Lennie Rosenbluth	N2-North Carolina	3-7-1957
44	Grady Wallace	A-South Carolina	3-2-1957
43	Hawkeye Whitney	H-NC State	1-30-1979
42	Bob McCarthy	A-Virginia	2-13-1956
42	Tate Armstrong	A-Duke	2-24-1976

N1 - Charlotte, N.C.; N2 - Raleigh, N.C.

## CLEMSON POINTS PER MINUTE

(Minimum 15 Points Scored since 1968-69)

Ratio	Pts-Min	Player	Site-Opponent	Date
3.00	18-6	Gabe DeVoe	H- NC State	3-3-2015
2.17	17-8	Anthony Jenkins	H-Wake Forest	2-16-1983
1.29	18-14	Shawan Robinson	H-Bethune-Cookman	11-18-2005
1.24	26-21	Elden Campbell	N2-Florida International	12-29-1987
1.20	30-25	Anthony Jenkins	H-Duke	3-2-1983
1.20	24-20	Horace Grant	H-Florida International	1-12-1987
1.20	24-20	K.C. Rivers	H-Western Carolina	12-23-2006
1.18	26-22	Stan Rome	H-Tennessee Tech	12-11-1976
1.18	26-22	Rayfield Ragland	H-Miami (Fla.)	12-20-1994
1.17	21-18	Cliff Hammonds	H-East Tennessee State	12-9-2005
1.16	43-37	Will Solomon	H-Virginia	1-15-2000
1.15	46-40	Butch Zatezalo	H-Wake Forest	2-18-1969
1.15	23-20	Marty Patterson	H-Duke	2-27-1974
1.15	23-20	Colon Abraham	H-Roanoke	2-26-1977

N1 - Charlotte, N.C.; N2 - Tampa, Fla.; Note: Anthony Jenkins has the record for 10 points or more with 11 points in two minutes (5.5) vs. Washington in Anchorage, Alaska, Nov. 28, 1983.

## OPPONENT POINTS PER MINUTE

(Minimum 15 Points Scored)

Ratio	Pts-Min	Player	Site-Opponent	Date
1.40	56-40	Darrell Floyd	A-Furman	2-24-1955
1.37	41-30	Kenny Smith	H-North Carolina	1-28-1987
1.33	20-15	Jo Jo Hunter	A-Maryland	1-16-1978
1.29	27-21	Walter Davis	H-North Carolina	1-9-1974
1.26	29-23	Bob Verga	A-Duke	1-12-1965
1.228	43-34	Hawkeye Whitney	H-NC State	1-30-1979
1.225	49-40	Pete Maravich	H-Louisiana State	12-20-1969
1.19	19-16	B.J. Elder	H-Georgia Tech	2-6-2002
1.18	33-28	Pete Maravich	A-Louisiana State	1-24-1968
1.17	42-36	Tate Armstrong	A-Duke	2-25-1976
1.17	21-18	Kyle Julius	N1-Furman	12-29-1999

N1 - Greenville, S.C.

## HIGHEST SCORING % OF TEAM'S POINTS - CLEMSON

%	Pts-Team	Player	Site-Opponent	Date
.744	58-78	James Erwin	N1-Butler Guards	2-9-1912
.548	46-84	Butch Zatezalo	A-Wake Forest	2-18-1969
.544	31-57	Jaron Blossomgame	H-Virginia	3-1-2016
.529	46-87	Bill Yarborough	H-South Carolina	1-18-1955
.524	33-63	Bill Yarborough	H-Maryland	1-8-1955
.518	29-56	Bill Yarborough	A-Presbyterian	2-1-1955
.514	36-70	Butch Zatezalo	H-Duke	2-20-1968
.512	43-84	Butch Zatezalo	N2-NC State	2-14-1970
.507	38-75	Skip Wise	H-Pennsylvania	11-30-1974

N1 - Greenville, S.C.; N2 - Charlotte, N.C.

## HIGHEST SCORING % OF TEAM'S POINTS - OPPONENT

%	Pts-Team	Player	Site-Opponent	Date
.597	43-72	Hawkeye Whitney	H-NC State	1-30-1979
.592	45-76	George Glamack	A-North Carolina	2-10-1941
.556	45-81	Lennie Rosenbluth	N1-North Carolina	3-7-1957

.507	36-71	Mark Macon	H-Temple	1-19-1991
.494	39-79	Harold Deane	H-Virginia	1-10-1996
.492	30-61	Jason Stewart	H-Furman	12-16-1995
.488	20-41	Tim Duncan	H-Wake Forest	1-21-1996
.486	35-72	Rich Yunkus	A-Georgia Tech	1-6-1971
.483	28-58	Damous Anderson	H-Florida State	2-12-2000
.479	35-73	Vince Taylor	A-Duke	3-24-1982
.475	29-61	Lee Raker	A-Virginia	1-20-1979

N1 - Raleigh, N.C.

## POINTS BY 2 PLAYERS - CLEMSON

Pts	Players	Site-Opponent	Date
74	Ja. Erwin 58, Jo. Erwin 16	N1-Butler Guards	2-9-1912
64	Zatezalo 46, Thomas 18	A-Wake Forest	2-18-1969
62	Helms 37, Gardner 25	H-Georgia Tech	2-22-1966
62	Ra. Mahaffey 34, Ri. Mahaffey 28	H-Virginia	1-14-1967
62	Ragland 32, Gray 30	A-Charleston Southern	12-1-1993
61	Yarborough 46, Holzschuh 15	H-South Carolina	1-18-1955
61	Yarborough 34, Holzschuh 27	H-Georgia	2-21-1955
61	Zatezalo 35, Yates 26	H-Virginia	2-24-1969
60	Scott 30, Stockman 30	H-Wake Forest	2-13-2002

N1 - Greenville, S.C.

## POINTS BY 2 PLAYERS - OPPONENT

Pts	Players	Site-Opponent	Date
75	Floyd 56, Thomas 19	A-Furman	2-24-1955
71	Hemric 41, Davis 30	A-Wake Forest	2-4-1955
71	Wilkinson 45, McCarthy 26	A-Virginia	2-14-1955
70	Maravich 49, Hester 21	H-Louisiana State	12-20-1969
69	Wallace 44, Perizola 25	A-South Carolina	3-2-1957
67	Hansbrough 39, Ellington 28	A-North Carolina	2-10-2008
66	Hemric 37, Brooks 29	H-Wake Forest	2-19-1952
65	Jackson 36, Jacobson 29	N1-Minnesota	3-20-1997

N1 - NCAA Midwest Regional at San Antonio, Texas

## CLEMSON INDIVIDUAL FIELD GOALS

#	(Att)	Name	Site-Opponent	Date
29	(NA)	James Erwin	N2-Butler Guards	2-9-1912
19	(38)	Butch Zatezalo	A-Wake Forest	2-18-1969
17	(NA)	Bill Yarborough	H-South Carolina	1-18-1955
17	(NA)	Choppy Patterson	H-The Citadel	12-17-1960
17	(31)	Skip Wise	H-Pennsylvania	11-30-1974
16	(20)	Garry Helms	H-Georgia Tech	2-22-1966
16	(28)	Butch Zatezalo	H-Virginia	2-24-1969
16	(32)	Butch Zatezalo	N1-NC State	2-14-1970

N1 - Charlotte, N.C.; N2 - Greenville, S.C.

## OPPONENT INDIVIDUAL FIELD GOALS

#	(Att)	Name	Site-Opponent	Date
22	(NA)	Darrell Floyd	A-Furman	2-24-1955
22	(30)	Pete Maravich	N3-Louisiana State	12-20-1969
19	(31)	Lennie Rosenbluth	N1-North Carolina	3-7-1957
18	(NA)	Grady Wallace	A-South Carolina	3-2-1957
18	(29)	Tate Armstrong	A-Duke	2-25-1976
18	(31)	Hawkeye Whitney	H-NC State	1-30-1979
17	(NA)	Frank Selvy	A-Furman	1-12-1954
17	(22)	David Thompson	A-NC State	2-4-1973
17	(20)	Dick Miller	H-Niagara	1-3-1973
17	(25)	Albert King	N2-Maryland	2-29-1980
17	(23)	Frank Burnell	H-Stetson	11-28-1981

N1 - Raleigh, N.C.; N2 - Greensboro, N.C.; N3 - Charlotte, N.C.

## CLEMSON INDIVIDUAL FIELD GOAL ATTEMPTS

FGA	FGM	Name	Site-Opponent	Date
42	13	Bill Yarborough	H-NC State	12-14-1955
38	19	Butch Zatezalo	A-Wake Forest	2-18-1969
37	11	Butch Zatezalo	H-Furman	1-4-1968
32	16	Butch Zatezalo	N1-NC State	2-14-1970
31	17	Skip Wise	H-Pennsylvania	11-30-1974
30	17	Choppy Patterson	H-The Citadel	12-17-1960
30	13	Jim Brennan	N2-Baylor	12-30-1963
30	11	Butch Zatezalo	H-South Carolina	1-6-1968
29	15	Choppy Patterson	A-Maryland	2-28-1961
29	10	Edward Scott	A-Wake Forest	3-1-2003

N1 - Charlotte, N.C.; N2 - El Paso, Texas

## OPPONENT INDIVIDUAL FIELD GOAL ATTEMPTS

FGA	FGM	Name	Site-Opponent	Date
32	16	Alberto Baptiste	H-Rider	12-15-1979
32	10	Pete Maravich	H-Louisiana State	12-7-1968
31	18	Hawkeye Whitney	H-NC State	1-30-1979
31	11	Billy Cunningham	H-North Carolina	12-3-1963
30	22	Pete Maravich	N1-Louisiana State	12-20-1969
30	9	Walt Williams	H-Maryland	2-22-1992
29	18	Tate Armstrong	A-Duke	2-25-1976
29	14	Pete Maravich	A-Louisiana State	1-24-1968
28	14	Bob Verga	H-Duke	2-14-1967
28	11	Walt Williams	N1-Maryland	3-12-1992

N1 - Charlotte, N.C.

# INDIVIDUAL GAME BESTS

## CLEMSON INDIVIDUAL FIELD GOAL PERCENTAGE

(Min. 10 Attempts)

Pct	FG-FGA	Name	Site-Opponent	Date
.923	12-13	Larry Middleton	H-Rider	12-1-1985
.923	12-13	Horace Grant	H-Georgia State	11-28-1986
.923	12-13	Dale Davis	H-Georgia Tech	3-4-1989
.909	10-11	Stan Rome	H-Maryland	1-22-1975
.909	10-11	John Campbell	H-Furman	1-23-1980
.909	10-11	Elden Campbell	N1-Florida International	12-29-1987
.909	10-11	Devin Gray	A-Duke	1-27-1992
.909	10-11	Corey Wallace	H-Liberty	12-5-1992
.909	10-11	Sharone Wright	H-NC State	3-3-1993
.909	10-11	Elijah Thomas	H-Texas Southern	11-24-2017
.909	10-11	Elijah Thomas	H-Wake Forest	2-3-2019
.900	9-10	Chris Dodds	H-West Virginia Tech	12-16-1980
.900	9-10	Horace Grant	H-Florida International	1-12-1987
.900	9-10	Dale Davis	A-The Citadel	11-28-1989
.900	9-10	Andre Bovain	N2-Texas	12-28-1991
.900	9-10	Devin Gray	A-West Virginia	3-21-1994
.900	9-10	Sharone Wright	H-Appalachian State	1-24-1994

N1 - Tampa, Fla.; N2 - El Paso, Texas. Miscellaneous - Highest Perfect Game: 9-9 by Tree Rollins vs. Boston College at Milwaukee, Wis., 12-28-76; Best % (Min. 20 Att.): .800 (16-20) by Garry Helms vs. Georgia Tech at Clemson, S.C., 2-22-66; Best % (Min. 30 Att.): .567 (17-30) by Choppy Patterson vs. The Citadel, 12-17-60

## OPPONENT INDIVIDUAL FIELD GOAL PERCENTAGE

(Min. 10 Attempts)

Pct.	FG-FGA	Name	Site-Opponent	Date
1.00	10-10	Mike Crenshaw	H-Georgia	12-5-1963
1.00	10-10	Matt Geiger	A-Georgia Tech	3-8-1992
.933	14-15	Keith Gatlin	H-Maryland	2-17-1985
.909	10-11	Rick Katherman	H-Duke	2-4-1970
.909	10-11	Vann Williford	H-NC State	2-1-1969
.909	10-11	Brent Kell	N1-Evansville	12-27-1993
.909	10-11	Kenny Holmes	A-South Carolina	2-6-1982
.900	9-10	Wally Walker	H-Virginia	1-25-1976
.900	9-10	Rick Carlisle	A-Virginia	1-22-1983

N1 - Honolulu, Hawaii.

## 3-POINT GOALS - CLEMSON

Made	Att	Name	Site-Opponent	Date
8	20	Marcquise Reed	A-Virginia Tech	2-21-2018
8	12	Will Solomon	H-Virginia	1-15-2000
8	12	Tony Stockman	A-North Carolina	2-27-2002
8	11	Terrell McIntyre	A-Florida State	1-12-1999
8	11	K.C. Rivers	A-Virginia	2-7-2008
8	10	David Young	H-Wake Forest	1-12-1991
8	10	Chris Whitney	A-North Carolina	2-17-1993
7	16	Lou Richie	N1-Evansville	12-27-1993
7	13	Terrell McIntyre	H-Florida State	2-14-1999
7	13	Will Solomon	N2-North Carolina	3-9-2001
7	13	Tony Stockman	N3-Morris Brown	11-17-2001
7	11	Gabe DeVoe	H-Pittsburgh	2-8-2018
7	10	Jordan Roper	H-Florida State	1-2-2016
7	10	K.C. Rivers	A-Virginia Tech	1-29-2009
7	10	Chris Whitney	A-Maryland	1-25-1992
7	10	Chris Whitney	A-Georgia Tech	3-8-1992
7	9	Andre Young	H-Georgia Tech	1-21-2012
7	7	Marc Campbell	H-Virginia	2-23-1983
7	7	Marc Campbell	A-Maryland	2-19-1983

N1 - Honolulu, Hawaii; N2 - Atlanta, Ga.; N3 - Virgin Islands

## 3-POINT GOALS - OPPONENTS

Made	Att	Name	Site-Opponent	Date
11	17	Craig Dawson	H-Wake Forest	2-13-2002
8	15	Harold Deane	H-Virginia	1-10-1996
8	15	Rashod Johnson	N4-W. Michigan	3-13-1998
8	13	Mark Macon	H-Temple	1-19-1991
8	13	Rashad McCants	A-North Carolina	3-2-2004

8	11	Jeff McInnis	H-North Carolina	2-14-1996
8	11	Lamar Peters	N-Mississippi State	12-8-2018
7	14	Bernard Barrow	H-George Washington	12-22-1999
7	13	William Cook	N1-Appalachian State	12-10-1994
7	13	Jason Stewart	H-Furman	12-16-1995
7	12	Peca Arsic	N3-Delaware	11-29-1996
7	12	Darius Lane	H-Seton Hall	11-21-2000
7	13	Ian Chadwick	H-Wofford	11-21-1999
7	11	Ian Andersen	A-Charlotte	11-22-2008
7	11	Todd Billet	H-Virginia	1-18-2003
7	10	Shane Battier	H-Duke	3-1-2000
7	9	Shaun Fein	H-Georgia Tech	1-24-2001

N1 - Greensboro, N.C.; N2 - Miami, Fla.; N3 - San Juan, PR; N4 - Chicago, Ill.

## 3-POINT ATTEMPTS - CLEMSON

Att	Made	Name	Site-Opponent	Date
20	8	Marcquise Reed	A-Virginia Tech	2-21-2018
16	7	Lou Richie	N2-Evansville	12-27-1993
16	5	Terrell McIntyre	N1-Florida State	3-4-1999
14	6	Tony Stockman	A-Florida State	1-24-2002
13	7	Terrell McIntyre	H-Florida State	2-14-1999
13	7	Will Solomon	N3-North Carolina	3-9-2001
13	7	Tony Stockman	N4-Morris Brown	11-17-2001
13	6	Tony Stockman	A-Maryland	1-20-2002
13	5	Terrence Oglesby	A-North Carolina	1-21-2009
13	4	Terrence Oglesby	H-Georgia Tech	1-25-2009
13	3	Terrell McIntyre	A-Virginia	2-21-1998

N1 - Charlotte, N.C.; N2 - Honolulu, Hawaii; N3 - Atlanta, Ga.; N4 - Virgin Islands

## 3-POINT ATTEMPTS - OPPONENTS

Att	Made	Name	Site-Opponent	Date
22	6	Walt Williams	H-Maryland	2-22-1992
17	11	Craig Dawson	H-Wake Forest	2-23-2002
17	4	Levell Sanders	A-Seton Hall	12-19-1997
15	8	Harold Deane	H-Virginia	1-10-1996
15	8	Rashod Johnson	N1-Western Michigan	3-13-1998
15	6	Curtis Staples	A-Virginia	2-21-1998
15	3	Tony Rutland	H-Wake Forest	1-21-1996
15	2	Dave Mooney	H-Coastal Carolina	12-12-1987

N1 - Chicago, Ill.

## 3-POINT PERCENTAGE - CLEMSON

(Min. 5 Made)

Pct.	Md-At	Name	Site-Opponent	Date
1.000	7-7	Marc Campbell	A-Maryland	2-19-1983
1.000	7-7	Marc Campbell	H-Virginia	2-23-1983
1.000	5-5	Michael Tait	H-Virginia	1-31-1987
1.000	5-5	Corey Wallace	A-West Virginia	3-21-1994
1.000	5-5	Gabe DeVoe	H-Texas Southern	11-24-2017
.857	6-7	Michael Tait	N1-Wake Forest	1-10-1987
.857	6-7	Rayfield Ragland	A-Charleston Southern	12-1-1993
.857	6-7	Bruce Martin	A-Maryland	2-25-1995
.857	6-7	Andrius Jurkunas	A-NC State	2-27-2000
.857	6-7	Will Solomon	H-North Carolina	2-6-2000
.857	6-7	Shawan Robinson	H-Hampton	11-19-2004
.857	6-7	Terrence Oglesby	A-East Carolina	12-5-2007
.833	5-6	Marc Campbell	A-Duke	1-29-1983
.833	5-6	Anthony Jenkins	H-Wake Forest	2-16-1983
.833	5-6	Michael Brown	H-North Carolina	1-28-1987
.833	5-6	Michael Tait	H-Winthrop	1-26-1987
.833	5-6	Andrius Jurkunas	A-Miami (Fla.)	12-23-1995
.833	5-6	Tony Christie	H-Virginia	1-20-1998
.833	5-6	Edward Scott	H-Florida State	2-23-2002
.833	5-6	Shawan Robinson	H-North Carolina	1-31-2004
.833	5-6	Troy Mathis	N2-Puerto Rico-Mayaguez	12-19-2005
.833	5-6	Cliff Hammonds	H-Boston College	1-20-2007
.833	5-6	David Potter	A-Liberty	11-17-2009
.833	5-6	Jordan Roper	H-Virginia Tech	2-14-2015

Consecutive Made: 14 by Marc Campbell vs. Maryland, Virginia, 1982-83; 10 by Michael Tait vs. South Carolina, NC State, 1986-87


N1 - Greensboro, N.C.; N2 - San Juan, Puerto Rico

## 3-POINT GOAL PERCENTAGE - OPPONENTS

(Minimum 5 Made)

Pct.	Md-At	Name	Site-Opponent	Date
1.000	6-6	Sam Cassell	H-Florida State	1-20-1993
.857	6-7	Frank Young	N5-West Virginia	3-29-2007
.857	6-7	Joe Rahon	A-Boston College	2-2-2013
.833	5-6	Matt Doherty	N1-North Carolina	3-11-1983
.833	5-6	Rusty LaRue	H-Wake Forest	1-22-1994
.833	5-6	Travis Best	A-Georgia Tech	2-1-1995
.777	7-9	Shaun Fein	H-Georgia Tech	1-24-2001
.727	8-11	Jeff McInnis	H-North Carolina	2-14-1996
.714	5-7	Ralph Lewis	N2-Saint Mary's	3-16-1989
.714	5-7	Brian Howard	A-NC State	1-3-1990
.714	5-7	Tom Gugliotta	H-NC State	2-10-1991
.714	5-7	Matt Santangelo	N3-Gonzaga	11-23-1997
.714	5-7	Kyle Julius	N4-Furman	12-29-1999

N1 - Atlanta, Ga.; N2 - Boise, Idaho; N3 - Fairbanks, Alaska; N4 - Greenville, S.C.; N5 - New York, N.Y.



MARC CAMPBELL MADE  
14 CONSECUTIVE THREE-  
POINT GOALS OVER THE  
COURSE OF BACK TO BACK  
GAMES IN 1983.





# INDIVIDUAL GAME BESTS

## CLEMSON INDIVIDUAL FREE THROWS MADE

Made	Att	Name	Site-Opponent	Date
17	17	Butch Zatezalo	H-Maryland	1-15-1968
16	17	Butch Zatezalo	H-Wake Forest	2-27-1969
16	18	Milton Jennings	H-Virginia Tech	1-27-2013
15	18	Bill Yarborough	A-Maryland	2-14-1956
14	18	Jim Brennan	H-Virginia	2-29-1964
14	16	Richie Mahaffey	H-Virginia	1-14-1967
14	16	Bill Yarborough	H-Duke	1-11-1956

## OPPONENT INDIVIDUAL FREE THROWS MADE

Made	Att	Name	Site-Opponent	Date
22	26	Steve Nye	H-Presbyterian	12-4-1952
20	23	Malcolm Delaney	A-Virginia Tech	2-6-2010
19	24	Lennie Rosenbluth	A-North Carolina	1-14-1956
18	22	Pete Maravich	H-Louisiana State	12-7-1968
17	20	Bucky Allen	H-Duke	12-4-1956
17	19	Steve Lawrence	A-Furman	2-10-1966
17	19	Charlie Davis	A-Wake Forest	2-18-1969
17	19	Tyler Hansbrough	A-North Carolina	2-10-2008
17	18	Jerry Smith	H-Furman	12-30-1961

## CLEMSON INDIVIDUAL FREE THROW ATTEMPTS

Att	Made	Name	Site-Opponent	Date
19	10	Dale Davis	H-SC State	12-17-1990
19	8	Chris Hobbs	H-Wake Forest	2-13-2002
18	13	Butch Zatezalo	H-South Carolina	1-6-1968
18	15	Bill Yarborough	A-Maryland	2-14-1956
18	14	Jim Brennan	H-Virginia	2-29-1964
18	13	Vince Yockel	A-The Citadel	1-30-1956
18	11	Horace Grant	H-Wake Forest	2-18-1987
18	10	Dale Davis	H-Western Carolina	1-16-1991
18	10	Dale Davis	H-Wisconsin-Green Bay	12-8-1990
18	16	Milton Jennings	H-Virginia Tech	1-27-2013
17	17	Butch Zatezalo	H-Maryland	1-15-1968
17	16	Butch Zatezalo	H-Wake Forest	2-27-1969
17	13	Choppy Patterson	A-Syracuse	12-2-1960
17	13	Bud Martin	H-Furman	1-19-1972
17	12	Vince Yockel	N1-Miami (Fla.)	1-5-1956
17	12	Butch Zatezalo	H-NC State	2-1-1969
17	11	Randy Mahaffey	H-NC State	2-4-1967
17	11	Richie Mahaffey	H-Maryland	1-15-1968
17	10	Vernon Hamilton	H-Florida State	2-27-2005
17	9	Vince Yockel	H-Virginia	1-3-1958
17	8	Trevor Booker	H-Western Carolina	12-22-2009

N1 - Mobile, Ala.

## OPPONENT INDIVIDUAL FREE THROW ATTEMPTS

Att	Made	Name	Site-Opponent	Date
26	22	Steve Nye	H-Presbyterian	12-4-1952
24	19	Lennie Rosenbluth	A-North Carolina	1-14-1956
23	20	Malcolm Delaney	A-Virginia Tech	2-6-2010
22	18	Pete Maravich	H-Louisiana State	12-7-1968
22	13	Joe Smith	A-Maryland	2-25-1995
21	16	Harry Daniels	A-The Citadel	12-16-1961
20	17	Bucky Allen	H-Duke	12-4-1956
20	10	Dickie Hemric	H-Wake Forest	1-14-1953
19	17	Steve Lawrence	A-Furman	2-10-1966
19	17	Charlie Davis	A-Wake Forest	2-18-1969
19	17	Tyler Hansbrough	A-North Carolina	2-10-2008
19	14	Alvin Jones	H-Georgia Tech	1-24-2001
19	12	John Adams	H-Presbyterian	1-15-1956

## CLEMSON HIGHEST INDIVIDUAL PERFECT FREE THROW SHOOTING GAMES

#-Att	Name	Site-Opponent	Date
17-17	Butch Zatezalo	H-Maryland	1-15-1968
13-13	Butch Zatezalo	A-Furman	1-23-1969
12-12	Dick Yeary	N2-North Carolina	12-8-1956
12-12	Bobby Conrad	N1-Wake Forest	2-7-1979
12-12	Fred Gilliam	A-South Carolina	12-6-1980
11-11	Butch Zatezalo	A-Furman	1-23-1969
11-11	David Angel	H-NC State	1-20-1973
11-11	Marty Patterson	H-Duke	2-27-1974

N1 - Greensboro, N.C.; N2 - Charlotte, N.C.

## OPPONENT HIGHEST INDIVIDUAL PERFECT FREE THROW SHOOTING GAMES

#-Att	Name	Site-Opponent	Date
16-16	Paul Long	H-Wake Forest	1-31-1967
16-16	Charlie Davis	H-Wake Forest	2-28-1970
14-14	Doug Edwards	A-Florida State	2-8-1992
14-14	Matt Heldman	A-Illinois	12-13-1997
13-13	Bruce Grim	A-Furman	1-27-1977
12-12	Jerry Smith	A-Furman	1-29-1962
12-12	Dick Esleek	A-Furman	1-23-1969
12-12	Charlie Davis	H-Wake Forest	2-27-1969
12-12	Chuck Eidson	A-South Carolina	2-12-2003
11-11	Walter Davis	H-North Carolina	1-9-1974
11-11	John Roche	H-South Carolina	1-26-1970
11-11	Zam Fredrick	H-South Carolina	2-8-1981
11-11	Steve Bucknall	A-North Carolina	2-25-1989
11-11	Cherokee Parks	A-Duke	1-4-1995
11-11	Justin Gray	A-Wake Forest	3-1-2003

## CLEMSON INDIVIDUAL REBOUNDS

#	Name	Site-Opponent	Date
30	Tommy Smith	H-Georgia	2-21-1955
25	Donnie Mahaffey	H-Georgia	1-3-1963
24	Donnie Mahaffey	H-The Citadel	1-14-1963
24	Tree Rollins	N1-Delaware	12-28-1973
23	Tree Rollins	H-Tennessee Tech	12-11-1976
23	Tree Rollins	H-Maryland	1-19-1977
22	David Angel	N1-Auburn	12-30-1971
22	Tree Rollins	H-Harvard	11-28-1975
22	Tree Rollins	H-Baptist	12-6-1975
21	Earle Maxwell	N2-North Carolina	2-18-1961
21	David Angel	H-Virginia	1-27-1973
21	Dale Davis	H-North Carolina	2-1-1989
21	Dale Davis	H-SC State	12-17-1990

N1 - Greenville, S.C.; N2 - Charlotte, N.C.

## OPPONENT INDIVIDUAL REBOUNDS

#	Name	Site-Opponent	Date
36	Dickie Hemric	A-Wake Forest	2-4-1955
29	Paul Silas	H-Creighton	12-15-1962
28	Ronnie Shavlik	A-NC State	2-4-1956
28	Fred Lentz	H-South Carolina	3-2-1957
27	Billy Cunningham	N1-North Carolina	2-16-1963
25	Dave Cowens	A-Florida State	1-22-1970
25	Tom Owens	N1-South Carolina	2-13-1970
23	Pete Brennan	H-North Carolina	1-18-1958
23	Jim Fox	H-South Carolina	2-13-1965
23	J.J. Hickson	A-NC State	2-16-2008
21	Ronnie Shavlik	NC State	2-5-1955
21	George Stepanovich	NC State	1-31-1959
21	Mike Lewis	A-Duke	1-9-1968
21	Will Hetzel	H-Maryland	2-22-1969
21	Tom Burleson	A-NC State	1-17-1972

N1 - Charlotte, N.C.

## CLEMSON INDIVIDUAL OFFENSIVE REBOUND BESTS

(Since 1978-79)

Reb	Name	Site-Opponent	Date
11	Dale Davis	H-SC State	12-17-1990
11	Harold Jamison	H-South Carolina	12-17-1997
10	Horace Grant	H-Georgia State	12-18-1985
10	Horace Grant	H-Wake Forest	2-18-1987
10	Dale Davis	H-Duke	3-2-1988
10	Sharon Wright	A-UAB	3-22-1993
10	Sharrod Ford	H-Georgia Tech	2-28-2004
10	James Mays	A-Maryland	1-13-2007
9	Horace Grant	H-Duke	2-26-1986
9	Dale Davis	A-Maryland	1-9-1988
9	Dale Davis	N1-Middle Tennessee	12-27-1988
9	Dale Davis	A-NC State	1-3-1990
9	Dale Davis	H-Furman	12-2-1990
9	Dale Davis	N2-Florida Atlantic	12-21-1990
9	Dale Davis	H-Georgia Tech	3-2-1991
9	Sharon Wright	N3-Appalachian State	12-28-1992
9	Devin Gray	A-Florida State	2-20-1993
9	Sharrod Ford	A-Miami	1-26-2005

N1 - Portland, Ore.; N2 - Miami, Fla.; N3 - Charlotte, N.C.

## DUNKS BY CLEMSON

Dunks	Name	Site-Opponent	Date
8	Tree Rollins	H-Wake Forest	1-15-1977
7	Moose Campbell	H-North Carolina	1-2-1980
7	Sharon Wright	H-Appalachian State	1-24-1994
7	Harold Jamison	H-Butler	3-18-1999
6	Larry Nance	H-Illinois Tech	12-13-1980
6	Harold Jamison	H-NC State	1-5-1999
6	Akin Akingbala	H-Georgia Tech	3-4-2006
6	K.J. McDaniels	A-Virginia Tech	2-4-2012

## CHARGES TAKEN BY CLEMSON

CT	Name	Site-Opponent	Date
4	Marvin Dickerson	H-North Carolina	1-27-1979
4	Bobby Conrad	H-North Carolina	1-27-1979
4	Marc Campbell	A-Georgia Tech	1-26-1984

## CLEMSON INDIVIDUAL ASSISTS

#	Name	Site-Opponent	Date
20	Grayson Marshall	H-Maryland-Eastern Shore	11-25-1985
18	Derrick Johnson	N1-Boston College	12-28-1976
16	Derrick Johnson	H-Buffalo	12-14-1976
16	Edward Scott	H-Wake Forest	2-13-2002
15	Mike Eppley	H-Saint Francis (N.Y.)	1-4-1983
14	Chris Whitney	H-Liberty	12-5-1992
14	Edward Scott	H-Charleston Southern	12-22-2001
13	Grayson Marshall	H-Middle Tennessee	3-13-1986
13	Lou Richie	H-Florida State	2-19-1994
13	Lou Richie	H-Southern Mississippi	3-17-1994
13	Edward Scott	H-NC State	1-15-2002

N1 - Milwaukee, Wis.; N2 - Little Rock, Ark.; N3 - Greensboro, N.C.

# INDIVIDUAL GAME BESTS

## OPPONENT INDIVIDUAL ASSISTS

#	Name	Site-Opponent	Date
17	Tyrone Bogues	N1-Wake Forest	1-10-1987
14	Brian Oliver	A-Georgia Tech	1-25-1989
13	Sidney Lowe	A-NC State	2-4-1981
13	Sidney Lowe	A-NC State	2-9-1983
13	Neal Murray	H-Middle Tennessee	12-15-1984
13	Steve Hale	A-North Carolina	2-23-1985
13	Drew Barry	A-Georgia Tech	3-13-1993
13	Steve Blake	A-Maryland	1-20-2002
13	Greivis Vasquez	A-Maryland	2-24-2010
13	Kendall Marshall	A-North Carolina	2-18-2012

N1 - Greensboro, N.C.

## CLEMSON INDIVIDUAL BLOCKED SHOTS

#	Name	Site-Opponent	Date
10	Tree Rollins	H-Presbyterian	12-13-1975
10	Tree Rollins	H-Jacksonville	12-16-1976
10	Tree Rollins	H-Duke	2-23-1977
10	Sharone Wright	H-UNC Greensboro	12-12-1992
10	Sharone Wright	H-Maryland	1-26-1993
9	Tree Rollins	H-Saint John's	12-1-1973
9	Tree Rollins	H-Maryland	1-22-1975
9	Sharrod Ford	A-Maryland	2-22-2005
8	Tree Rollins	H-Virginia	1-26-1974
8	Tree Rollins	H-Furman	12-29-1973
8	Tree Rollins	A-Furman	1-23-1974
8	Tree Rollins	H-Virginia	1-25-1975
8	Tree Rollins	H-NC State	2-22-1975
8	Tree Rollins	H-North Carolina	1-20-1977
8	Tree Rollins	H-North Carolina	1-29-1977
8	Elden Campbell	H-Florida International	1-12-1987
8	Elden Campbell	H-Radford	12-9-1989
8	Sharone Wright	N1-Maryland	3-12-1992
8	Sharone Wright	H-Duke	1-15-1994
8	Sharrod Ford	H-East Tennessee State	12-15-2003
8	Trevor Booker	H-North Carolina	1-17-2007
8	Jerai Grant	H-East Carolina	12-29-2010
8	Landry Nnoko	A-Virginia Tech	2-6-2016

N1 - Charlotte, N.C.

## OPPONENT INDIVIDUAL BLOCKED SHOTS

#	Name	Site-Opponent	Date
10	Cherokee Parks	N2-Duke	3-11-1994
7	Mike Gminski	A-Duke	2-20-1980
7	Tim Duncan	A-Wake Forest	1-21-1995
7	Sam Harris	H-Old Dominion	11-18-2007

6	Mike Gminski	N1-Duke	3-3-1977
6	Derrick Lewis	A-Maryland	1-16-1985
6	Cedric Lewis	A-Maryland	1-5-1991
6	Mark Strickland	H-Temple	1-19-1991
6	Brendan Haywood	A-North Carolina	1-17-2001
6	Matt Minoff	H-Yale	1-2-2002
6	Jarvis Varnado	A-Mississippi State	11-15-2007

N1 - Greensboro, N.C.; N2 - Charlotte, N.C.

## CLEMSON INDIVIDUAL STEALS

#	Name	Site-Opponent	Date
7	Stan Rome	H-Maryland	1-19-1977
7	Devin Gray	H-The Citadel	12-19-1992
7	Terrell McIntyre	H-Georgia Tech	3-1-1998
7	K.C. Rivers	H-Duke	2-4-2009
7	Andre Young	H-Maryland	1-31-2010
6	Stan Rome	H-Maryland	2-11-1978
6	Fred Gilliam	H-Maryland	2-9-1980
6	Mike Eppley	A-South Carolina	1-27-1983
6	Michael Tait	H-Maryland	1-17-1987
6	Marion Cash	N1-Villanova	12-27-1989
6	David Young	H-Furman	12-2-1990
6	Corey Wallace	H-Howard	12-5-1992
6	Lou Richie	H-Florida State	2-19-1994
6	Iker Iturbe	H-NC State	3-1-1995
6	Greg Buckner	H-Maryland	12-4-1997
6	Edward Scott	N2-Duke	3-9-2000
6	Vernon Hamilton	H-UNC Asheville	11-23-2004
6	Cheyenne Moore	H-Georgia Tech	2-8-2005
6	Vernon Hamilton	H-Wofford	12-6-2005
6	Vernon Hamilton	H-North Carolina	1-17-2007
6	James Mays	H-Furman	11-12-2007
6	K.C. Rivers	N2-North Carolina	3-16-2008
6	Avry Holmes	H-Georgia Tech	2-13-2016

N1 - San Diego, Calif.; N2 - Charlotte, N.C.

## OPPONENT INDIVIDUAL STEALS

#	Name	Site-Opponent	Date
10	Mo Rivers	A-NC State	1-12-1974
10	Zakee Waddood	H-ETSU	12-15-2003
7	Steve Dade	H-Catholic	11-24-1978
7	Mark Price	A-Georgia Tech	1-26-1984
7	Nate McMillian	H-NC State	2-5-1986
7	Chad Leonard	H-The Citadel	12-18-1994
7	Delvon Arrington	H-Florida State	2-23-2002
7	Javaris Crittenton	A-Georgia Tech	2-3-2007

## THE 20-20 CLUB

(20 Points & 20 Rebounds in the Same Game)

### By Clemson

Pts-Reb	Name	Site-Opponent	Date
23-30	Tommy Smith	H-Georgia	2-21-1955
21-20	Earle Maxwell	H-Virginia	2-3-1961
25-20	Tommy Mahaffey	H-South Carolina	2-21-1961
20-20	Donnie Mahaffey	A-Virginia Military	1-28-1963
21-20	Donnie Mahaffey	H-Virginia	2-8-1963
27-22	David Angel	N1-Auburn	12-30-1971
22-20	Tree Rollins	H-Saint John's	12-1-1973
28-23	Tree Rollins	H-Tennessee Tech	12-11-1976
20-20	Tree Rollins	H-Georgia Tech	1-8-1977
22-23	Tree Rollins	H-Maryland	1-19-1977
21-20	Horace Grant	H-Georgia State	12-18-1985
33-20	Horace Grant	H-Wake Forest	2-18-1987
21-21	Dale Davis	H-North Carolina	2-1-1989
21-21	Dale Davis	H-SC State	12-17-1990

N1 - Greenville, S.C.

### By Opponents


Pts-Reb	Name	Site-Opponent	Date
26-23	Pete Brennan	H-North Carolina	1-18-1958
21-21	Lee Shaffer	N-North Carolina	3-5-1959
27-20	Art Heyman	N1-Duke	3-2-1962
23-29	Paul Silas	H-Creighton	12-15-1962
27-20	Jim Barnes	A-Texas-El Paso	12-28-1963
30-23	Jim Fox	H-South Carolina	2-13-1965
33-21	Will Hetzel	H-Maryland	2-22-1969
29-25	Dave Cowens	A-Florida State	1-22-1970
22-25	Tom Owens	N2-South Carolina	2-13-1970
24-21	Tom Burleson	A-NC State	1-17-1972
22-20	Eric Williams	H-Wake Forest	1-11-2006

N1 - Raleigh, N.C.; N2 - Charlotte, N.C.

## CLEMSON TRIPLE-DOUBLES

(at least 10 points, rebounds, assists, or blocked shots in a game)

12/13/75	Tree Rollins vs. Presbyterian (20 points, 14 rebounds, 10 blocks)
2/23/77	Tree Rollins vs. Duke (16 points, 15 rebounds, 10 blocks)
12/12/92	Sharone Wright vs. UNC Greensboro (21 points, 15 rebounds, 10 blocks)
1/26/93	Sharone Wright vs. Maryland (12 points, 14 rebounds, 10 blocks)



TOM MAHAFFEY POSTED 25 POINTS AND 20 REBOUNDS IN 1961 AGAINST SOUTH CAROLINA.





# INDIVIDUAL SEASON BESTS

## POINTS

1.	Bill Yarborough	1954-55	651
2.	Horace Grant	1986-87	651
3.	Butch Zatezalo	1968-69	645
4.	Terrell McIntyre	1998-99	627
5.	Will Solomon	1999-00	627
6.	K.J. McDaniels	2013-14	614
7.	Marcquise Reed	2018-19	602
8.	Will Solomon	2000-01	591
9.	Jaron Blossomgame	2016-17	584
10.	Jaron Blossomgame	2015-16	580
11.	Elden Campbell	1989-90	575
12.	Butch Zatezalo	1969-70	564
13.	Billy Williams	1979-80	562
14.	Horace Grant	1985-86	556
15.	Marcquise Reed	2017-18	553
16.	Butch Zatezalo	1967-68	552
17.	Vince Yockel	1955-56	544
18.	Dale Davis	1989-90	537
19.	Elden Campbell	1987-88	525
20.	Sharone Wright	1993-94	522
21.	Greg Buckner	1997-98	521

## SCORING AVERAGE

1.	Bill Yarborough	1954-55	28.3
2.	Butch Zatezalo	1968-69	25.8
3.	Butch Zatezalo	1967-68	23.0
4.	Butch Zatezalo	1969-70	21.7
5.	Horace Grant	1986-87	21.0
6.	Vince Yockel	1955-56	20.92
7.	Will Solomon	1999-00	20.90
8.	Vince Yockel	1956-57	19.8
9.	Will Solomon	2000-01	19.7
10.	Marcquise Reed	2018-19	19.4

## POINTS PER MINUTE

Rk	Player	Year	Pts	Min	Pt/M
1.	Butch Zatezalo	1968-69	645	976	.661
2.	Elden Campbell	1987-88	525	808	.650
3.	Horace Grant	1986-87	651	1010	.645
4.	Stan Rome	1976-77	427	680	.630
5.	Elden Campbell	1988-89	507	814	.623
6.	Anthony Jenkins	1982-83	209	340	.615
7.	Stan Rome	1975-76	304	508	.598
8.	Will Solomon	2000-01	591	998	.592
9.	Will Solomon	1999-00	627	1079	.581
10.	Terrence Oglesby	2007-08	356	619	.575

Note: Since 1968-69, minimum of 200 points scored

## REBOUNDS

1.	Dale Davis	1989-90	395
2.	Sharone Wright	1993-94	362
3.	Tree Rollins	1976-77	359
4.	Horace Grant	1985-86	357
5.	Harold Jamison	1998-99	346
6.	Dale Davis	1990-91	340
7.	Tree Rollins	1974-75	328
8.	Ron Richardson	1951-52	327
9.	Tree Rollins	1973-74	316
10.	Sharone Wright	1992-93	314

## REBOUND AVERAGE

1.	Ron Richardson	1951-52	13.6
2.	Tree Rollins	1976-77	12.8
3.	Marvin Robinson	1951-52	12.6
4.	Tree Rollins	1973-74	12.2
5.	Dale Davis	1990-91	12.1
6.	Tree Rollins	1974-75	11.7
7.	Richie Mahaffey	1967-68	11.5
8.	Charles Gage	1953-54	11.35
9.	Dale Davis	1989-90	11.29
10.	Tom Mahaffey	1960-61	11.27

## DOUBLE-DOUBLES

1.	Dale Davis	1989-90	20
2.	Tree Rollins	1976-77	19
3.	Dale Davis	1990-91	19
4.	Sharone Wright	1993-94	18
5.	Tom Mahaffey	1960-61	16
6.	Tree Rollins	1973-74	16
7.	Horace Grant	1985-86	16
8.	Sharone Wright	1992-93	15
9.	Tree Rollins	1974-75	14
10.	Harold Jamison	1998-99	14

## OFFENSIVE REBOUNDS

(Since 1978-79)

1.	Dale Davis	1989-90	166
2.	Horace Grant	1985-86	144
3.	Sharone Wright	1992-93	128
4.	Harold Jamison	1997-98	126
5.	Sharone Wright	1993-94	124
6.	Harold Jamison	1998-99	123
7.	Dale Davis	1990-91	122
8.	Sharone Wright	1991-92	120
9.	Sidy Djitte	2016-17	116
10.	Horace Grant	1986-87	114

## FIELD GOALS MADE

1.	Horace Grant	1986-87	256
2.	Bill Yarborough	1954-55	247
3.	Billy Williams	1979-80	229
4.	Butch Zatezalo	1968-69	228
5.	Elden Campbell	1989-90	225
6.	Jaron Blossomgame	2016-17	220
7.	Elden Campbell	1987-88	217
8.	Butch Zatezalo	1969-70	213
9.	Will Solomon	1999-00	213
10.	Vince Yockel	1955-56	210

## FIELD GOAL ATTEMPTS

1.	Bill Yarborough	1954-55	623
2.	Butch Zatezalo	1968-69	538
3.	Will Solomon	1999-00	531
4.	Butch Zatezalo	1967-68	515
5.	Butch Zatezalo	1969-70	483
6.	Bill Yarborough	1955-56	480
7.	Vince Yockel	1955-56	476
8.	Choppy Patterson	1960-61	465
9.	Will Solomon	2000-01	461
10.	Marcquise Reed	2018-19	459

## FIELD GOAL PERCENTAGE

(Min. of 125 Attempts)

1.	Harold Jamison	1998-99	.674
2.	Dale Davis	1988-89	.670
3.	Horace Grant	1986-87	.656
4.	Jerai Grant	2009-10	.632
5.	Elden Campbell	1987-88	.629
6.	Dale Davis	1989-90	.625
7.	Elijah Thomas	2018-19	.612
8.	Trevor Booker	2006-07	.602
9.	Horace Wyatt	1981-82	.601
10.	Harold Jamison	1996-97	.597

## THREE-POINT FIELD GOALS

Rk	Player	Year	GP	Att	Made
1.	Terrell McIntyre	1998-99	35	246	99
2.	Will Solomon	2000-01	30	252	95
3.	Will Solomon	1999-00	30	248	93
4.	Terrence Oglesby	2008-09	32	237	92
5.	K.C. Rivers	2006-07	36	223	88
6.	Chris Whitney	1992-93	30	213	87
7.	Gabe DeVoe	2017-18	35	217	86
8.	Terrence Oglesby	2007-08	34	211	85
9.	Chris Whitney	1991-92	28	191	80
10.	Tony Stockman	2001-02	27	220	80
11.	K.C. Rivers	2007-08	34	199	80
12.	Andre Young	2010-11	34	202	80

## THREE-POINT FIELD GOALS PER GAME

Rk	Player	Year	Md	GP	3Pt/G
1.	Will Solomon	2000-01	95	30	3.16
2.	Will Solomon	1999-00	93	30	3.10
3.	Chris Whitney	1992-93	87	30	2.90
4.	Terrence Oglesby	2008-09	92	32	2.88
5.	Chris Whitney	1991-92	80	28	2.86
6.	Tony Stockman	2001-02	80	28	2.86
7.	Terrell McIntyre	1998-99	99	35	2.83
8.	Terrence Oglesby	2007-08	85	34	2.50
9.	Gabe DeVoe	2017-18	86	35	2.46
10.	K.C. Rivers	2006-07	88	36	2.44

## THREE-POINT FIELD GOAL ACCURACY

(Min. 25 Made)

Rk	Player	Year	FGM-FGA	Pct.
1.	Michael Tait	1986-87	70-136	.515
2.	Marc Campbell	# 1982-83	37-73	.507
3.	Shawan Robinson	2002-03	28-59	.475
4.	Anthony Jenkins	# 1982-83	31-66	.470
5.	Shelton Mitchell	2016-17	29-64	.453
6.	Anthony Jenkins	1986-87	60-133	.451
7.	Michael Brown	1986-87	34-76	.447
8.	Jaron Blossomgame	2015-16	45-101	.446
9.	Bruce Martin	1994-95	64-144	.444
10.	Avry Holmes	2016-17	69-156	.442

# - 17'9" distance on three-point goals.

## FREE THROWS MADE

1.	Butch Zatezalo	1968-69	189
2.	Butch Zatezalo	1967-68	174
3.	Richie Mahaffey	1967-68	165

MARQUISE REED SCORED 602 POINTS DURING THE 2018-19 SEASON, SEVENTH-MOST IN CLEMSON HISTORY.

# INDIVIDUAL SEASON BESTS

4. Bill Yarborough	1954-55	157
5. K.J. McDaniels	2013-14	154
6. Sharone Wright	1993-94	150
Marcquise Reed	2018-19	150
8. Choppy Patterson	1960-61	146
9. Horace Grant	1985-86	140
10. Jim Brennan	1963-64	139

## FREE THROW ATTEMPTS

1. Richie Mahaffey	1967-68	250
2. Sharone Wright	1993-94	233
3. Butch Zatezalo	1968-69	229
4. Dale Davis	1989-90	213
5. Butch Zatezalo	1967-68	212
6. Elden Campbell	1989-90	207
7. Dale Davis	1990-91	205
8. Bill Yarborough	1954-55	198
9. Horace Grant	1986-87	195
10. Horace Grant	1985-86	193

## FREE THROW PERCENTAGE

1. Shawan Robinson	2005-06	.913
2. Marcquise Reed	2016-17	.906
3. Gary Burnisky	1963-64	.898
4. Jim Sutherland	1966-67	.897
5. John Snee	1950-51	.860
6. Shelton Mitchell	2017-18	.857
7. Tim Kincaid	1987-88	.856
8. Jim Sutherland	1965-66	.850
9. Marcquise Reed	2017-18	.845
10. Choppy Patterson	1960-61	.844

Note: Minimum of 2.5 free throws per game and must play 75% of team's games.

## DUNKS

(Since 1967-68)

1. Harold Jamison	1998-99	62
2. Akin Akingbala	2005-06	59
3. K.J. McDaniels	2013-14	58
4. Larry Nance	1980-81	55
5. Sharone Wright	1993-94	54
6. Tree Rollins	1976-77	53
Dale Davis	1990-91	53
8. Devin Gray	1992-93	50
9. Devin Booker	2011-12	47
10. Elden Campbell	1987-88	46

## CHARGES TAKEN

(Since 1978-79)

1. Bobby Conrad	1978-79	32
2. Marvin Dickerson	1978-79	24
3. Jerry Pryor	1987-88	21
4. Bobby Conrad	1979-80	20
Grayson Marshall	1984-85	20
6. Billy Williams	1978-79	18
Demontez Stitt	2008-09	18
8. Billy Williams	1979-80	16
Chris Hobbs	2003-04	16
10. Fred Gilliam	1980-81	15
Iker Iturbe	1996-97	15
Tanner Smith	2010-11	15


## STEALS

(Since 1975-76)

1. Vernon Hamilton	2005-06	83
2. Chris Whitney	1992-93	73
3. Vernon Hamilton	2006-07	70
4. James Mays	2006-07	69
5. Vernon Hamilton	2004-05	68
6. Cliff Hammonds	2007-08	66
Marcquise Reed	2018-19	66
8. K.C. Rivers	2007-08	64
9. Greg Buckner	1994-95	63
10. Bobby Conrad	1979-80	60
Devin Gray	1992-93	60
Cliff Hammonds	2006-07	60

## STEALS PER GAME

1. Vernon Hamilton	2005-06	2.68
2. Chris Whitney	1992-93	2.43
3. Sean Tyson	1990-91	2.42
4. Greg Buckner	1994-95	2.25
5. Vernon Hamilton	2004-05	2.13
Marcquise Reed	2018-19	2.13
7. Devin Gray	1992-93	2.00



SHAWAN ROBINSON SHOT A CLEMSON-BEST 91.3 PERCENT AT THE FREE THROW LINE TO LEAD THE ACC IN 2005-06.

Terrell McIntyre	1997-98	2.00
9. Vernon Hamilton	2006-07	1.94
Cliff Hammonds	2007-08	1.94

## BLOCKED SHOTS

(Since 1973-74)

1. Sharone Wright	1992-93	124
2. Tree Rollins	1974-75	119
3. Tree Rollins	1975-76	117
4. Tree Rollins	1976-77	108
5. Tree Rollins	1973-74	106
6. K.J. McDaniels	2013-14	100
7. Sharone Wright	1993-94	99
8. Elden Campbell	1989-90	97
9. Elden Campbell	1987-88	88
10. Elden Campbell	1988-89	87

## BLOCKED SHOTS PER GAME

1. Tree Rollins	1974-75	4.25
2. Tree Rollins	1975-76	4.18
3. Sharone Wright	1992-93	4.13
4. Tree Rollins	1973-74	4.08
5. Tree Rollins	1976-77	3.86
6. Elden Campbell	1987-88	3.14
7. Elden Campbell	1988-89	3.00
8. Sharone Wright	1993-94	2.91
9. K.J. McDaniels	2013-14	2.78
10. Elden Campbell	1989-90	2.77

## ASSISTS

(Since 1969-70)

1. Grayson Marshall	1985-86	262
2. Edward Scott	2001-02	238
3. Grayson Marshall	1986-87	221
4. Chris Whitney	1991-93	193
5. Grayson Marshall	1984-85	192
6. Terrell McIntyre	1998-99	188
7. Chris Dodds	1980-81	187
8. Grayson Marshall	1987-88	182
Lou Richie	1993-94	182
10. Marion Cash	1989-90	174

## ASSISTS PER GAME

1. Edward Scott	2001-02	7.93
2. Grayson Marshall	1985-86	7.71
3. Grayson Marshall	1986-87	7.37
4. Grayson Marshall	1984-85	6.62

5. Chris Whitney	1992-93	6.43
6. Grayson Marshall	1987-88	6.27
7. Derrick Johnson	1976-77	6.04
8. Chris Dodds	1980-81	6.03
9. Edward Scott	2002-03	5.75
10. Chris Whitney	1991-92	5.75

## ASSIST/TURNOVER RATIO

(Min. 50 Assists)

Rk	Ratio	(Ast-TO)	Player	Year
1.	3.03	(118-39)	Jordan Roper	2015-16
2.	2.99	(221-74)	Grayson Marshall	1986-87
3.	2.87	(66-23)	Andre Young	2008-09
4.	2.82	(262-93)	Grayson Marshall	1985-86
5.	2.76	(124-45)	Marc Campbell	1982-83
6.	2.55	(102-40)	Andre Young	2010-11
7.	2.49	(147-59)	Cliff Hammonds	2006-07
8.	2.42	(104-43)	Marc Campbell	1983-84
9.	2.36	(97-41)	Andre Young	2011-12
10.	2.26	(154-68)	Terrell McIntyre	1997-98

## MINUTES PLAYED

(Since 1968-69)

1. Terrell McIntyre	1998-99	1250
2. Marcquise Reed	2017-18	1221
3. K.J. McDaniels	2013-14	1212
4. Cliff Hammonds	2006-07	1204
5. Gabe DeVoe	2017-18	1202
6. Rod Hall	2013-14	1194
7. Grayson Marshall	1985-86	1186
8. Cliff Hammonds	2007-08	1162
9. Vernon Hamilton	2006-07	1134
10. Jaron Blossomgame	2016-17	1133

## MINUTES PLAYED PER GAME

(Since 1968-69)

1. Butch Zatezalo	1968-69	39.04
2. Edward Scott	2002-03	38.46
3. Chris Whitney	1992-93	37.75
4. Butch Zatezalo	1969-70	37.62
5. Edward Scott	2001-02	36.80
6. Vincent Hamilton	1984-85	36.63
7. Grayson Marshall	1987-88	36.41
8. Will Solomon	1999-00	35.97





# YEARLY LEADERS

## SCORING

SCORING							1958-59	George Krajack, F	122	294	.415	1977-78	Greg Coles, G	61	78	.782	
Year	Name	FG	3Pt	FT	PTS	AVG	1959-60	Tom Mahaffey, F	73	159	.459	1978-79	Bobby Conrad, G	50	62	.806	
1937-38	Banks McFadden, C	126		55	307	13.3	1960-61	Tom Mahaffey, F	131	302	.434	1979-80	Fred Gilliam, F	38	45	.844	
1938-39	Banks McFadden, C	110		64	284	11.8	1961-62	Tom Mahaffey, F	72	159	.453	1980-81	Fred Gilliam, F	57	67	.851	
1939-40	Banks McFadden, C	89		41	219	13.7	1962-63	Mike Bohonak, F	66	161	.410	1981-82	Fred Gilliam, F	29	35	.829	
1940-41	Marion Craig, F	127		25	279	12.7	1963-64	Donnie Mahaffey, C	88	181	.486	1982-83	Anthony Jenkins, F	30	34	.882	
1941-42	C.C. Graham, F	137		26	100	6.3	1964-65	Randy Mahaffey, C	145	291	.498	1983-84	Anthony Jenkins, F	27	32	.844	
1942-43	Marion Craig, F	98		14	210	13.1	1965-66	Garry Helms, F	209	406	.515	1984-85	Vincent Hamilton, G	61	76	.803	
1943-44	Leonard Riddle, G	54		17	125	11.4	1966-67	Randy Mahaffey, C	155	305	.508	1985-86	Larry Middleton, G	57	76	.750	
1944-45	Eddis Freeman, G	63		51	177	11.1	1967-68	Trip Jones, F	86	184	.467	1986-87	Larry Middleton, G	52	67	.776	
1945-46	June Pruitt, F	102		42	246	12.3	1968-69	Curt Eckard, C	60	124	.484	1987-88	Tim Kincaid, G	89	104	.856	
1946-47	June Pruitt, F	85		37	207	10.4	1969-70	Richie Mahaffey, C	84	153	.549	1988-89	Tim Kincaid, G	58	75	.773	
1947-48	Leonard Riddle, G	97		71	265	11.5	1970-71	Dave Angel, C	123	238	.517	1989-90	Kirkland Howling, G	46	65	.708	
1948-49	Doug Haug, F	96		37	229	10.9	1971-72	Dave Angel, C	116	258	.450	1990-91	David Young, G	50	60	.833	
1949-50	Johnny Snee, G	123		31	277	13.9	1972-73	Jeff Reisinger, F	130	246	.528	1991-92	Chris Whitney, G	56	73	.767	
1950-51	Johnny Snee, G	124		49	297	17.5	1973-74	Tree Rollins, C	144	265	.543	1992-93	Chris Whitney, G	85	106	.802	
1951-52	Johnny Snee, G	144		50	338	14.7	1974-75	Stan Rome, F	121	229	.528	1993-94	Merl Code, G	38	47	.809	
1952-53	John McGraw, C	99		50	248	13.8	1975-76	Tree Rollins, C	170	313	.543	1994-95	Bruce Martin, G	28	32	.875	
1953-54	Ames Wells, G	133		89	355	15.2	1976-77	Tree Rollins, C	167	288	.580	1995-96	Terrell McIntyre, G	80	101	.792	
1954-55	Bill Yarborough, G	247		157	651	28.3	1977-78	Chubby Wells, F	88	157	.561	1996-97	Merl Code, G	92	114	.807	
1955-56	Vince Yockel, F	210		124	544	20.9	1978-79	Billy Williams, G	157	298	.527	1997-98	Terrell McIntyre, G	88	113	.779	
1956-57	Vince Yockel, F	178		118	474	19.8	1979-80	John Campbell, C	130	224	.580	1998-99	Terrell McIntyre, G	130	164	.743	
1957-58	Vince Yockel, F	125		82	332	13.8	1980-81	Larry Nance, C	207	360	.575	1999-00	Adam Allenspach, C	77	104	.740	
1958-59	George Krajack, F	122		69	313	13.0	1981-82	*Horace Wyatt, C	125	208	.601	2000-01	Tony Stockman, G	46	55	.836	
1959-60	Choppy Patterson, G	151		125	427	16.4	1982-83	Murray Jarman, C	81	155	.523	2001-02	Jamar McKnight, G	36	48	.750	
1960-61	Choppy Patterson, G	174		146	494	19.0	1983-84	Murray Jarman, C	157	276	.569	2002-03	Edward Scott, G	122	165	.739	
1961-62	Jim Brennan, G	183		95	461	17.1	1984-85	Raymond Jones, F	80	136	.588		Tomas Nagys, F	51	69	.739	
1962-63	Jim Brennan, G	144		111	399	16.6	1985-86	Horace Grant, F	208	356	.584	2003-04	Shawan Robinson, G	58	77	.753	
1963-64	Jim Brennan, G	159		139	457	18.3	1986-87	Horace Grant, C	256	390	.656	2004-05	Shawan Robinson, G	41	49	.837	
1964-65	Randy Mahaffey, C	145		108	398	17.3	1987-88	Elden Campbell, C	217	345	.629	2005-06	Shawan Robinson, G	84	92	.913	
1965-66	Garry Helms, G	209		62	480	19.2	1988-89	Dale Davis, F	146	218	.670	2006-07	K.C. Rivers, G/F	50	68	.735	
1966-67	Jim Sutherland, G	183		104	470	18.8	1989-90	Dale Davis, F	205	328	.625	2007-08	Terrence Oglesby, G	57	67	.851	
1967-68	Butch Zatezalo, G	189		174	552	23.0	1990-91	Ricky Jones, F	116	212	.547	2008-09	Terrence Oglesby, G	71	84	.845	
1968-69	Butch Zatezalo, G	228		189	645	25.8	1991-92	Corey Wallace, F	77	143	.538	2009-10	Andre Young, G	48	60	.800	
1969-70	Butch Zatezalo, G	213		138	546	21.7	1992-93	Sharonne Wright, C	178	314	.567	2010-11	Milton Jennings, F	61	79	.772	
1970-71	Dave Angel, C	123		109	355	13.7	1993-94	Devin Gray, F	178	311	.572	2011-12	Andre Young, G	72	87	.828	
1971-72	Dave Angel, C	116		129	361	13.9	1994-95	Greg Buckner, F	141	268	.526	2012-13	K.J. McDaniels, F	54	79	.684	
1972-73	Van Gregg, G	151		51	353	13.6	1995-96	Harold Jamison, C	69	133	.519	2013-14	K.J. McDaniels, F	154	183	.842	
1973-74	Van Gregg, G	147		64	358	13.8	1996-97	Harold Jamison, F	92	154	.597	2014-15	Jordan Roper, G	36	44	.818	
1974-75	Skip Wise, G	188		86	462	18.5	1997-98	Harold Jamison, F	119	201	.592	2015-16	Donte Grantham, F	44	52	.846	
1975-76	Tree Rollins, C	170		43	383	13.7	1998-99	*Harold Jamison, F	174	258	.674	2016-17	Marquise Reed, G	96	106	.906	
1976-77	Stan Rome, F	174		79	427	15.3	1999-00	Adam Allenspach, F	127	278	.457	2017-18	Shelton Mitchell, G	108	126	.857	
1977-78	Stan Rome, F	141		60	342	12.7	2000-01	Chris Hobbs, F	77	136	.566	2018-19	Marquise Reed, G	150	178	.843	
1978-79	Billy Williams, G	157		68	382	13.2	2001-02	Ray Henderson, C	100	183	.546	2019-20	Al-Amir Dawes, G	45	57	.789	
1979-80	Billy Williams, G	229		104	562	17.6	2002-03	Sharrod Ford, C	88	156	.564						
1980-81	Larry Nance, C	207		80	494	15.9	2003-04	Sharrod Ford, C	116	216	.537						
1981-82	Vincent Hamilton, G	181		58	420	15.0	2004-05	Akin Akingbala, F	73	123	.593						
1982-83	Raymond Jones, C	135	0	86	356	11.5	2005-06	Akin Akingbala, C	148	257	.576						
1983-84	Murray Jarman, C	157		90	404	15.0	2006-07	Trevor Booker, C	159	264	.602						
1984-85	Vincent Hamilton, G	158		61	437	15.1	2007-08	Raymond Sykes, C/F	67	117	.573						
1985-86	Horace Grant, F	208		140	556	16.4	2008-09	^Raymond Sykes, C/F	107	185	.578						
1986-87	Horace Grant, C	256	1	138	651	21.0	2009-10	Jerai Grant, F/C	86	136	.632						
1987-88	Elden Campbell, C	217	0	91	525	18.8	2010-11	Jerai Grant, F/C	157	275	.571						
1988-89	Elden Campbell, C	205	2	95	507	17.5	2011-12	Devin Booker, F/C	124	270	.459						
1989-90	Elden Campbell, C	225	1	124	575	16.4	2012-13	Devin Booker, F/C	159	292	.545						
1990-91	Dale Davis, C	191	0	119	501	17.9	2013-14	Landry Nnoko, C	92	168	.548						
1991-92	Chris Whitney, G	119	80	56	374	13.4	2014-15	Landry Nnoko, C	95	187	.508						
1992-93	Devin Gray, F	197	13	93	500	16.7	2015-16	Sidy Djitte, C	62	100	.620						
1993-94	Sharonne Wright, C	186	0	150	422	15.4	2016-17	Elijah Thomas, F/C	78	135	.578						
1994-95	Greg Buckner, F	141	13	41	336	12.0	2017-18	Elijah Thomas, F/C	145	259	.560						
1995-96	Greg Buckner, F	144	1	92	381	13.1		Donte Grantham, F	102	182	.560						
1996-97	Greg Buckner, F	190	17	119	516	15.6	2018-19	Elijah Thomas, F/C	172	281	.612						
1997-98	Greg Buckner, G	204	19	94	521	16.3	2019-20	Amir Simms, F	139	293	.474						
1998-99	Terrell McIntyre, G	199	99	130	627	17.9											
1999-00	Will Solomon, G	213	93	108	627	20.9											
2000-01	Will Solomon, G	183	93	130	591	19.7											
2001-02	Jamar McKnight, F	135	45	36	351	12.5											
2002-03	Edward Scott, G	165	44	122	496	17.7											
2003-04	Sharrod Ford, C	116	0	100	332	11.9											
2004-05	Sharrod Ford, C	185	0	107	477	14.9											
2005-06	Shawan Robinson, G	123	63	84	393	12.3											
2006-07	K.C. Rivers, G/F	183	88	50	504	14.0											
2007-08	K.C. Rivers, G/F	188	80	44	500	14.7											
2008-09	Trevor Booker, F	189	9	104	491	15.3											
2009-10	Trevor Booker, F	188	9	101	486	15.2											
2010-11																	

## POINTS PER MINUTE

(Minimum of 100 Minutes Played)

Year	Name	PTS	MINS	PPM
1975-76	Stan Rome, F	304	508	.598
1976-77	Stan Rome, F	427	680	.630
1977-78	Billy Williams, G	134	253	.530
1978-79	Derrick Johnson, G	322	748	.430
1979-80	Billy Williams, G	562	1088	.517
1980-81	Larry Nance, F	494	887	.557
1981-82	Joe Ward, G	114	232	.491

# YEARLY LEADERS

## REBOUNDING

Year	Name	REB	AVG
1952-53	John McGraw, C	177	11.1
1953-54	Charley Gage, F	261	11.3
1954-55	Tommy Smith, F	161	8.5
1955-56	Gene Seay, C	262	10.5
1956-57	Gene Seay, C	166	7.5
1957-58	George Krajack, F	165	6.9
1958-59	George Krajack, F	154	6.4
1959-60	Tom Mahaffey, F	195	7.5
1960-61	Tom Mahaffey, F	293	11.3
1961-62	Donnie Mahaffey, C	176	6.8
1962-63	Donnie Mahaffey, C	267	10.7
1963-64	Donnie Mahaffey, C	223	8.9
1964-65	Randy Mahaffey, C	224	9.7
1965-66	Randy Mahaffey, C	256	10.2
1966-67	Randy Mahaffey, C	225	9.0
1967-68	Richie Mahaffey, C	276	11.5
1968-69	Ronnie Yates, F	153	6.4
1969-70	Richie Mahaffey, C	145	9.1
1970-71	Dave Angel, C	180	6.9
1971-72	Dave Angel, C	253	9.7
1972-73	Dave Angel, C	174	6.7
1973-74	Tree Rollins, C	316	12.2
1974-75	Tree Rollins, C	328	11.7
1975-76	Tree Rollins, C	308	11.0
1976-77	Tree Rollins, C	359	12.8
1977-78	John Campbell, C	195	7.2
1978-79	Larry Nance, F	210	7.2
1979-80	Larry Nance, F	259	8.1
1980-81	Larry Nance, C	237	7.6
1981-82	Horace Wyatt, C	187	6.7
1982-83	Raymond Jones, C	219	7.1
1983-84	Murray Jarman, C	149	5.5
1984-85	Vincent Hamilton, G	200	6.9
1985-86	Horace Grant, F	357	10.5
1986-87	Horace Grant, C	299	9.6
1987-88	Dale Davis, F	223	7.7
1988-89	Dale Davis, F	258	8.9
1989-90	Dale Davis, F	395	11.3
1990-91	Dale Davis, C	340	12.1
1991-92	Sharone Wright, C	227	8.1
1992-93	Sharone Wright, C	314	10.5
1993-94	Sharone Wright, C	362	10.6
1994-95	Greg Buckner, F	165	5.9
1995-96	Harold Jamison, C	172	5.9
1996-97	Harold Jamison, F	187	5.7
1997-98	Harold Jamison, F	232	7.3
1998-99	Harold Jamison, F	346	9.9
1999-00	Adam Allenspach, C	206	7.1
2000-01	Chris Hobbs, F	190	6.3
2001-02	Ray Henderson, C	265	8.8
2002-03	Sharrod Ford, C	191	6.8
2003-04	Sharrod Ford, C	202	7.1
2004-05	Sharrod Ford, C	261	8.2
2005-06	Akin Akingbala, C	263	8.2
2006-07	James Mays, F	232	6.4
2007-08	Trevor Booker, C	249	7.3
2008-09	Trevor Booker, F	311	9.7
2009-10	Trevor Booker, F	268	8.4
2010-11	Jerai Grant, F/C	228	6.7
2011-12	Devin Booker, F/C	217	7.0
2012-13	Devin Booker, F/C	231	7.5
2013-14	K.J. McDaniels, F	255	7.1
2014-15	Jaron Blossomgame, F	253	8.2
2015-16	Jaron Blossomgame, F	207	6.7
2016-17	Sidy Sdjitte, C	247	7.7
2017-18	Elijah Thomas, F/C	283	8.1
2018-19	Elijah Thomas, F/C	265	7.8
2019-20	Aamir Simms, F	217	7.2

## ASSISTS

1969-70	Butch Zatezalo, G	80
1970-71	John Coakley, G	38
1971-72	Terrell Suit, G	40
1972-73	Ron DiPasquale, G	42
1973-74	Jeff Reisinger, F	45
1974-75	Jo Jo Bethea, G	81
1975-76	Derrick Johnson, G	98
1976-77	Derrick Johnson, G	169
1977-78	Derrick Johnson, G	132
1978-79	Bobby Conrad, G	107
1979-80	Bobby Conrad, G	151
1980-81	Chris Dadds, G	187
1981-82	Mike Eppley, G	89
1982-83	Marc Campbell, G	124
1983-84	Marc Campbell, G	104
1984-85	Grayson Marshall, G	192
1985-86	Grayson Marshall, G	262
1986-87	Grayson Marshall, G	221
1987-88	Grayson Marshall, G	182
1988-89	Marion Cash, G	161
1989-90	Marion Cash, G	174
1990-91	David Young, G	100
1991-92	Chris Whitney, G	161
1992-93	Chris Whitney, G	193
1993-94	Lou Richie, G	182
1994-95	Merl Code, G	111

1995-96	Terrell McIntyre, G	90
1996-97	Terrell McIntyre, G	145
1997-98	Terrell McIntyre, G	154
1998-99	Terrell McIntyre, G	188
1999-00	Will Solomon, G	95
2000-01	Edward Scott, G	127
2001-02	Edward Scott, G	238
2002-03	Edward Scott, G	161
2003-04	Vernon Hamilton, G	91
2004-05	Shawan Robinson, G	94
2005-06	Cliff Hammonds, G	105
2006-07	Cliff Hammonds, G	147
2007-08	Cliff Hammonds, G	133
2008-09	Demontez Stitt, G	121
2009-10	Demontez Stitt, G	94
2010-11	Demontez Stitt, G	107
2011-12	Tanner Smith, G	128
2012-13	Rod Hall, G	110
2013-14	Rod Hall, G	143
2014-15	Rod Hall, G	106
2015-16	Jordan Roper, G	118
2016-17	Shelton Mitchell, G	103
2017-18	Shelton Mitchell, G	119
2018-19	Shelton Mitchell, G	95
2019-20	Aamir Simms, F	78

## STEALS

1975-76	Derrick Johnson, G	47
1976-77	Stan Rome, F	52
1977-78	Derrick Johnson, G	46
1978-79	Derrick Johnson, G	45
1979-80	Bobby Conrad, G	60
1980-81	Chris Dadds, G	39
1981-82	Vincent Hamilton, G	32
1982-83	Marc Campbell, G	25
1983-84	Vincent Hamilton, G	29
1984-85	Grayson Marshall, G	37
1985-86	Grayson Marshall, G	48
1986-87	Michael Tait, G	54
1987-88	Grayson Marshall, G	53
1988-89	Derrick Forrest, G	48
1989-90	Derrick Forrest, G	57
1990-91	Sean Tyson, F	46
1991-92	Andre Bovain, G	49
1992-93	Chris Whitney, G	73
1993-94	Lou Richie, G	47
1994-95	Greg Buckner, F	63
1995-96	Terrell McIntyre, G	37
1996-97	Terrell McIntyre, G	42
1997-98	Terrell McIntyre, G	58
1998-99	Terrell McIntyre, G	57
1999-00	Will Solomon, G	38
2000-01	Tony Stockman, G	44
2001-02	Edward Scott, G	44
2002-03	Chey Christie, G	45
2003-04	Vernon Hamilton, G	50
2004-05	Vernon Hamilton, G	68
2005-06	Vernon Hamilton, G	83
2006-07	Vernon Hamilton, G	70
2007-08	Cliff Hammonds, G	66
2008-09	K.C. Rivers, G/F	55
2009-10	Andre Young, G	54
2010-11	Andre Young, G	47
2011-12	Tanner Smith, G	52
2012-13	Andre Young, G	35
2013-14	Jordan Roper, G	52
2014-15	K.J. McDaniels, F	41
2015-16	Donte Grantham, F	27
2016-17	Rod Hall, G	27
2017-18	Jordan Roper, G	40
2018-19	Marcquise Reed, G	46
2019-20	Marcquise Reed, G	58
2020-21	Marcquise Reed, G	66

## BLOCKED SHOTS

1973-74	Tree Rollins, C	106
1974-75	Tree Rollins, C	119
1975-76	Tree Rollins, C	117
1976-77	Tree Rollins, C	108
1977-78	John Campbell, C	53
1978-79	Larry Nance, F	34
1979-80	John Campbell, C	46
1980-81	Larry Nance, F	28
1981-82	Horace Wyatt, F	9
1982-83	Raymond Jones, C	30
1983-84	Raymond Jones, C	27
1984-85	Glen McCants, C	38
1985-86	Glen McCants, C	46
1986-87	Elden Campbell, C	62
1987-88	Elden Campbell, C	88
1988-89	Elden Campbell, C	87
1989-90	Elden Campbell, C	97
1990-91	Dale Davis, C	74
1991-92	Sharone Wright, C	63
1992-93	Sharone Wright, C	124
1993-94	Sharone Wright, C	99
1994-95	Greg Buckner, F	12

1995-96	Andy Kelly, F	12
1996-97	Andrius Jurkunas, F	34
1997-98	Harold Jamison, C	25
1998-99	Adam Allenspach, C	19
1999-00	Tom Wideman, C	18
2000-01	Chuckie Gilmore, C	25
2001-02	Tomas Nagys, F	17
2002-03	Ray Henderson, C	36
2003-04	Ray Henderson, C	25
2004-05	Sharrod Ford, C	64
2005-06	Sharrod Ford, C	68
2006-07	Akin Akingbala, C	61
2007-08	Trevor Booker, C	78
2008-09	Trevor Booker, F	63
2009-10	Jerai Grant, F/C	54
2010-11	Jerai Grant, F/C	78
2011-12	Devin Booker, F/C	29
2012-13	K.J. McDaniels, F	58
2013-14	K.J. McDaniels, F	100
2014-15	Landry Nnoko, C	63
2015-16	Landry Nnoko, C	71
2016-17	Jaron Blossomgame, F	30
2017-18	Elijah Thomas, F/C	79
2018-19	Elijah Thomas, F/C	74
2019-20	Aamir Simms, F	23

## DOUBLE-DOUBLES

1957-58	Walt Gibbons, C	5
1958-59	Walt Gibbons, C	4
1959-60	Ed Krajack, G	7
1960-61	Tom Mahaffey, F	16
1961-62	Tom Mahaffey, F	5
1962-63	Donnie Mahaffey, C	8
1963-64	Donnie Mahaffey, C	7
1964-65	Randy Mahaffey, C	10
1965-66	Randy Mahaffey, C	11
1966-67	Randy Mahaffey, C	9
1967-68	Richie Mahaffey, C	13
1968-69	Richie Mahaffey, C	5
1969-70	Ronnie Yates, F	5
1970-71	Greg Latin, F	11
1971-72	Dickie Foster, F	4
1972-73	David Angel, C	9
1973-74	Jeff Reisinger, F	4
1974-75	Tree Rollins, C	16
1975-76	Tree Rollins, C	14
1976-77	Tree Rollins, C	12
1977-78	Tree Rollins, C	19
1978-79	John Campbell, C	5
1979-80	Larry Nance, F	4
1980-81	Larry Nance, C	10
1981-82	Horace Wyatt, C	3
1982-83	Raymond Jones, C	5
1983-84	Raymond Jones, F	1
1984-85	Murray Jarman, C	1
1985-86	Horace Grant, F	7
1986-87	Horace Grant, F	16
1987-88	Horace Grant, F	13
1988-89	Elden Campbell, C	5
1989-90	Dale Davis, F	8
1990-91	Dale Davis, F	5
1991-92	Dale Davis, C	20
1992-93	Sharone Wright, C	19
1993-94	Sharone Wright, C	8
1994-95	Sharone Wright, C	15
1995-96	Iker Iturbe, F	18
1996-97	Tom Wideman, C	2
1997-98	Greg Buckner, F	1
1998-99	Three with	1
1999-00	Harold Jamison, F	4
2000-01	Harold Jamison, F	14
2001-02	Adam Allenspach, C	6
2002-03	Adam Allenspach, C	6
2003-04	Chris Hobbs, F	6
2004-05	Ray Henderson, C	9
2005-06	Sharrod Ford, C	3
2006-07	Sharrod Ford, C	7
2007-08	Sharrod Ford, C	7
2008-09	Sharrod Ford, C	10
2009-10	Akin Akingbala, C	10
2010-11	James Mays, F	7
2011-12	Trevor Booker, C	7
2012-13	Trevor Booker, F	13
2013-14	Trevor Booker, F	9
2014-15	Jerai Grant, F/C	4
2015-16	Milton Jennings, F	5
2016-17	Devin Booker, F/C	4
2017-18	Devin Booker, F/C	5
2018-19	K.J. McDaniels, F	6
2019-20	Jaron Blossomgame, F	8
2020-21	Jaron Blossomgame, F	3
2021-22	Landry Nnoko, C	3
2022-23	Jaron Blossomgame, F	4
2023-24	Elijah Thomas, F/C	9
2024-25	Elijah Thomas, F/C	9
2025-26	Aamir Simms, F	4

## PLAYING TIME

1975-76	Tree Rollins, C	861
1976-77	Tree Rollins, C	778
1977-78	Derrick Johnson, G	765
1978-79	Larry Nance, F	837
1979-80	Billy Williams, G	1,088
1980-81	Chris Dadds, G	895
1981-82	Vincent Hamilton, G	992
1982-83	Raymond Jones, C	832
1983-84	Murray Jarman, C	864
1984-85	Vincent Hamilton, G	1,062
1985-86	Grayson Marshall, G	1,186
1986-87	Horace Grant, C	1,010
1987-88	Grayson Marshall, G	1,056
1988-89	Derrick Forrest, G	894
1989-90	Marion Cash, G	1,105
1990-91	Dale Davis, C	971
1991-92	Chris Whitney, G	982
1992-93	Chris Whitney, G	1,126
1993-94	Sharone Wright, C	1,027
1994-95	Merl Code, G	916
1995-96	Greg Buckner, F	950
1996-97	Terrell McIntyre, G	1,105
1997-98	Greg Buckner, F	1,022
1998-99	Terrell McIntyre, G	1,250
1999-00	Will Solomon, G	1,079
2000-01	Edward Scott, G	1,000
2001-02	Edward Scott, G	1,105
2002-03	Edward Scott, G	1,077
2003-04	Sharrod Ford, C	803
2004-05	Cliff Hammonds, G	968
2005-06	Cliff Hammonds, G	951
2006-07	Cliff Hammonds, G	1,204
2007-08	Cliff Hammonds, G	1,162
2008-09	K.C. Rivers, G/F	991
2009-10	Trevor Booker, F	984
2010-11	Andre Young, G	1,098
2011-12	Andre Young, G	1,071
2012-13	Devin Booker, F/C	988
2013-14	K.J. McDaniels, F	1,212
2014-15	Rod Hall, G	1,061
2015-16	Jaron Blossomgame, F	1,060
2016-17	Jaron Blossomgame, F	1,133
2017-18	Marquise Reed, G	1,221
2018-19	Marquise Reed, G	1,098
2019-20	John Newman III, G	970



# YEARLY LEADERS

1982-83	David Shaffer, F	12
1983-84	Marc Campbell, G	9
1984-85	Grayson Marshall, G	20
1985-86	Jerry Pryor, F	13
1986-87	Grayson Marshall, G	13
1987-88	Jerry Pryor, F	21
1988-89	Jerry Pryor, F	9
1989-90	Marion Cash, G	10
1990-91	Ricky Jones, F	5
1991-92	Devin Gray, F	7
1992-93	Devin Gray, F	7
1993-94	Lou Richie, G	6
1994-95	Merl Code, G	6
	Bill Harder, G	6
	Bruce Martin, G	6
1995-96	Bill Harder, G	11
1996-97	Iker Iturbe, F	15
1997-98	Iker Iturbe, F	10
1998-99	Harold Jamison, F	14
1999-00	Tomas Nagys, F	12
2000-01	Dustin Braddick, G	7
2001-02	Chris Hobbs, F	13
2002-03	Chey Christie, G	11
2003-04	Chris Hobbs, F	16
2004-05	Sharrod Ford, C	11
2005-06	Sam Perry, F	10
2006-07	James Mays, F	11
2007-08	K.C. Rivers, G/F	9
2008-09	Demontez Stitt, G	18
2009-10	Demontez Stitt, G	14
2010-11	Tanner Smith, G	15
2011-12	Tanner Smith, G	7
2012-13	Milton Jennings, F	3
2013-14	Sidy Djitte, C	3
	Adonis Filer, G	3
2014-15	Rod Hall, G	5
2015-16	Sidy Djitte, C	7
2016-17	Sidy Djitte, C	7
2017-18	Mark Donnal, F	10
2018-19	Elijah Thomas, F/C	8
2019-20	Aamir Simms, F	15

## OFFENSIVE REBOUNDS

1978-79	Larry Nance, F	78
1979-80	Larry Nance, F	94
1980-81	Larry Nance, F	76
1981-82	Horace Wyatt, C	68
1982-83	Raymond Jones, C	93
1983-84	Vincent Hamilton, G	60
1984-85	Vincent Hamilton, G	84
1985-86	Horace Grant, F	144
1986-87	Horace Grant, F	114
1987-88	Dale Davis, F	97
1988-89	Dale Davis, F	100
1989-90	Dale Davis, F	166
1990-91	Dale Davis, C	122
1991-92	Sharone Wright, C	120
1992-93	Sharone Wright, C	128
1993-94	Sharone Wright, C	124
1994-95	Rayfield Ragland, F	59
1995-96	Harold Jamison, C	80
1996-97	Harold Jamison, F	90
1997-98	Harold Jamison, F	126
1998-99	Harold Jamison, F	123
1999-00	Adam Allenspach, C	79
2000-01	Chris Hobbs, F	65
2001-02	Ray Henderson, C	86
2002-03	Sharrod Ford, C	71
2003-04	Sharrod Ford, C	80
2004-05	Sharrod Ford, C	110
2005-06	Akin Akingbala, C	96
2006-07	Trevor Booker, C	112
2007-08	James Mays, F	98
2008-09	Trevor Booker, F	107
2009-10	Trevor Booker, F	89
2010-11	Jerai Grant, F/C	89
2011-12	Devin Booker, F/C	82
2012-13	Devin Booker, F/C	93
2013-14	K.J. McDaniels, F	86
2014-15	Jaron Blossomgame, F	76
2015-16	Landry Nnoko, C	67
2016-17	Sidy Djitte, C	116
2017-18	Elijah Thomas, F/C	80
2018-19	Elijah Thomas, F/C	84
2019-20	Aamir Simms, F	68

## THREE-POINT GOALS

1982-83	Marc Campbell, G	37
1986-87	Michael Tait, G	70
1987-88	Grayson Marshall, G	22
1988-89	Derrick Forrest, G	49
1989-90	David Young, G	39
1990-91	David Young, G	50
1991-92	Chris Whitney, G	80
1992-93	Chris Whitney, G	87
1993-94	Jeff Brown, F	65
1994-95	Bruce Martin, G	64
1995-96	Andrius Jurkunas, F	51
1996-97	Terrell McIntyre, G	61

1997-98	Terrell McIntyre, G	56
1998-99	Terrell McIntyre, G	99
1999-00	Will Solomon, G	93
2000-01	Will Solomon, G	95
2001-02	Tony Stockman, G	80
2002-03	Edward Scott, G	44
2003-04	Shawan Robinson, G	43
2004-05	Shawan Robinson, G	69
2005-06	Shawan Robinson, G	63
2006-07	K.C. Rivers, G/F	88
2007-08	Terrence Oglesby, G	85
2008-09	Terrence Oglesby, G	92
2009-10	Andre Young, G	60
2010-11	Andre Young, G	80
2011-12	Andre Young, G	66
2012-13	Jordan Roper, G	41
2013-14	K.J. McDaniels, F	42
2014-15	Donte Grantham, F	41
2015-16	Donte Grantham, F	56
2016-17	Avry Holmes, G	69
2017-18	Gabe DeVoe, G	86
2018-19	Marcquise Reed, G	48
	Shelton Mitchell	48
2019-20	Al-Amir Dawes, G	48

## THREE-POINT GOALS PER GAME

1982-83	Marc Campbell, G	1.94
1986-87	Michael Tait, G	2.25
1987-88	Donnell Bruce, G	0.76
1988-89	Derrick Forrest, G	1.63
1989-90	David Young, G	1.11
1990-91	David Young, G	1.78
1991-92	Chris Whitney, G	2.86
1992-93	Chris Whitney, G	2.90
1993-94	Jeff Brown, F	2.17
1994-95	Bruce Martin, G	2.29
1995-96	Andrius Jurkunas, F	1.76
1996-97	Terrell McIntyre, G	1.85
1997-98	Terrell McIntyre, G	1.93
1998-99	Terrell McIntyre, G	2.83
1999-00	Will Solomon, G	3.10
2000-01	Will Solomon, G	3.17
2001-02	Tony Stockman, G	2.86
2002-03	Edward Scott, G	1.57
2003-04	Shawan Robinson, G	1.54
2004-05	Shawan Robinson, G	2.16
2005-06	Shawan Robinson, G	1.97
2006-07	K.C. Rivers, G/F	2.44
2007-08	Terrence Oglesby, G	2.50
2008-09	Terrence Oglesby, G	2.88
2009-10	Andre Young, G	1.88

2010-11	Andre Young, G	2.35
2011-12	Andre Young, G	2.13
2012-13	Milton Jennings, F	1.38
2013-14	K.J. McDaniels, F	1.17
2014-15	Donte Grantham, F	1.32
2015-16	Donte Grantham, F	1.81
2016-17	Avry Holmes, G	2.10
2017-18	Gabe DeVoe, G	2.46
2018-19	Marcquise Reed, G	1.55
2019-20	Al-Amir Dawes, G	1.55

## THREE-POINT GOAL ACCURACY

(Minimum of 30 Attempts)

1982-83	Marc Campbell, G	37-73	.507
1986-87	Michael Tait, G	70-136	.515
1987-88	Chris Duncan, G	15-44	.341
	Donnell Bruce, G	15-44	.341
1988-89	David Young, G	36-97	.371
1989-90	Kirkland Howling, G	38-101	.376
1990-91	David Young, G	50-142	.352
1991-92	Ryan Amestoy, F	14-30	.467
1992-93	Chris Whitney, G	87-213	.408
1993-94	Jeff Brown, F	65-151	.430
1994-95	Bruce Martin, G	64-144	.444
1995-96	Andrius Jurkunas, F	51-121	.421
1996-97	Terrell McIntyre, G	61-172	.355
1997-98	Tony Christie, F	54-130	.415
1998-99	Terrell McIntyre, G	99-246	.402
1999-00	Will Solomon, G	93-248	.375
2000-01	Pasha Bains, G	28-69	.406
2001-02	Jamar McKnight, F	45-120	.375
2002-03	Shawan Robinson, G	28-59	.475
2003-04	Shawan Robinson, G	43-115	.374
2004-05	Shawan Robinson, G	69-171	.404
2005-06	Troy Mathis, G	19-45	.422
2006-07	K.C. Rivers, G/F	88-223	.395
2007-08	Terrence Oglesby, G	85-211	.403
2008-09	K.C. Rivers, G/F	69-176	.392
2009-10	Demontez Stitt, G	33-84	.393
2010-11	Andre Young, G	80-202	.396
2011-12	Tanner Smith	40-114	.351
2012-13	Jordan Roper, G	41-99	.414
2013-14	Damarcus Harrison, G	36-103	.350
2014-15	Damarcus Harrison, G	40-115	.348
2015-16	Jaron Blossomgame, F	45-101	.446
2016-17	Shelton Mitchell, G	29-64	.453
2017-18	Mark Donnal, F	20-42	.476
2018-19	David Skara, F	33-91	.363
2019-20	Alex Hemenway, G	20-42	.476

## ASSIST-TURNOVER RATIO

(Minimum of 300 minutes played)

Year	Player	Ast-TO	Ratio
1975-76	Bruce Harman, G	58-40	1.45
1976-77	Greg Coles, G	61-35	1.74
1977-78	Derrick Johnson, G	132-67	1.97
1978-79	Bobby Conrad, G	105-55	1.91
1979-80	Fred Gilliam, F	38-20	1.90
1980-81	Vincent Hamilton, G	80-36	2.22
1981-82	Chris Dodds, G	74-36	2.06
1982-83	Marc Campbell, G	124-45	2.76
1983-84	Marc Campbell, G	104-43	2.42
1984-85	Grayson Marshall, G	192-95	2.02
1985-86	Grayson Marshall, G	262-93	2.82
1986-87	Grayson Marshall, G	221-74	2.99
1987-88	Grayson Marshall, G	182-85	2.14
1988-89	Tim Kincaid, G	107-63	1.69
1989-90	David Young, G	142-66	2.15
1990-91	David Young, G	100-68	1.47
1991-92	Chris Whitney, G	161-94	1.71
1992-93	Chris Whitney, G	193-110	1.75
1993-94	Lou Richie, G	182-87	2.09
1994-95	Merl Code, G	111-67	1.66
1995-96	Bill Harder, G	56-32	1.75
1996-97	Terrell McIntyre, G	145-66	2.20
1997-98	Terrell McIntyre, G	154-68	2.26
1998-99	Johnny Miller, G	74-34	1.90
1999-00	Dustin Braddick, F	49-37	1.32
2000-01	Edward Scott, G	127-74	1.72
2001-02	Edward Scott, G	238-109	2.18
2002-03	Edward Scott, G	161-79	2.04
2003-04	Vernon Hamilton, G	91-87	1.05
2004-05	Cliff Hammonds, G	88-64	1.38
2005-06	Cliff Hammonds, G	105-57	1.84
2006-07	Cliff Hammonds, G	147-59	2.49
2007-08	Cliff Hammonds, G	133-60	2.22
2008-09	Andre Young, G	66-23	2.87
2009-10	Trevor Booker, F	81-62	1.31
2010-11	Andre Young, G	102-40	2.55
2011-12	Andre Young, G	97-41	2.36
2012-13	Rod Hall, G	110-60	1.83
2013-14	Rod Hall, G	143-72	1.99
2014-15	Rod Hall, G	106-64	1.66
2015-16	Jordan Roper, G	118-39	3.03
2016-17	Shelton Mitchell, G	103-59	1.75
2017-18	Shelton Mitchell, G	119-67	1.78
2018-19	Shelton Mitchell, G	95-72	1.32
2019-20	John Newman III, G	68-41	1.66

ALEX HEMENWAY LED THE TIGERS AND TIED FOR THE HIGHEST 3-POINT ACCURACY, CONNECTING ON 47.6 PERCENT (MIN. 30 ATTEMPTS) SINCE MICHAEL TAIT (1986-87).



# CLASS RECORDS

## GAMES PLAYED

As a Freshman		
Trevor Booker	36	2006-07
David Potter	36	2006-07
Will Solomon	34	1998-99
Terrence Oglesby	34	2007-08
Sidy Djitte	34	2013-14
Aamir Simms	34	2017-18
John Newman III	34	2018-19

### As a Sophomore

K.C. Rivers	36	2006-07
Raymond Sykes	36	2006-07
David Young	35	1989-90
Adam Allenspach	35	1998-99
Adonis Filer	34	2013-14
Landry Nnoko	34	2013-14
Jordan Roper	34	2013-14
Clyde Trapp	34	2018-19

### As a Junior

Cliff Hammonds	36	2006-07
James Mays	36	2006-07
Sam Perry	36	2006-07
Rod Hall	36	2013-14
Damarcus Harrison	36	2013-14
K.J. McDaniels	36	2013-14

### As a Senior

Vernon Hamilton	36	2006-07
Elden Campbell	35	1989-90
Marion Cash	35	1989-90
Derrick Forrest	35	1989-90
Kirkland Howling	35	1989-90
Harold Jamison	35	1998-99
Terrell McIntyre	35	1998-99
Tom Wideman	35	1998-99
Gabe DeVoe	35	2017-18

## FIELD GOALS MADE

### As a Freshman

Skip Wise	188	1974-75
Trevor Booker	159	2006-07
Tree Rollins	144	1973-74
Greg Buckner	141	1994-95
Sharone Wright	137	1991-92

### As a Sophomore

Elden Campbell	217	1987-88
Will Solomon	213	1999-00
Vince Yockel	210	1955-56
Devin Gray	197	1992-93
Butch Zatezalo	189	1967-68

### As a Junior

Bill Yarborough	247	1954-55
Butch Zatezalo	228	1968-69
K.J. McDaniels	209	2013-14

Horace Grant	208	1985-86
Elden Campbell	205	1988-89
Dale Davis	205	1989-90

### As a Senior

Horace Grant	256	1986-87
Billy Williams	229	1979-80
Elden Campbell	225	1989-90
Jaron Blossomgame	220	2016-17
Butch Zatezalo	213	1969-70

## FIELD GOAL PERCENTAGE

(Min. 100 attempts)

### As a Freshman

Sharrod Ford	60.6	2001-02
Trevor Booker	60.2	2006-07
Chris Hobbs	56.6	2000-01
Devin Booker	56.1	2009-10
Elden Campbell	55.4	1986-87

### As a Sophomore

Dale Davis	67.0	1988-89
Elden Campbell	62.9	1987-88
Akin Akingbala	60.6	2003-04
Harold Jamison	59.7	1996-97
Vincent Hamilton	58.6	1981-82

### As a Junior

Jeraí Grant	63.2	2009-10
Dale Davis	62.5	1989-90
Sidy Djitte	62.0	2015-16
Jerry Pryor	59.3	1987-88
Akin Akingbala	59.3	2004-05

### As a Senior

Harold Jamison	67.4	1998-99
Horace Grant	65.6	1986-87
Elijah Thomas	61.2	2018-19
Horace Wyatt	60.1	1981-82
Raymond Jones	58.8	1984-85

## FREE THROW ATTEMPTS

### As a Freshman

Harold Jamison	135	1995-96
Skip Wise	114	1974-75
Sharone Wright	112	1991-92
Demontez Stitt	109	2007-08
Chris Hobbs	96	2000-01

### As a Sophomore

Butch Zatezalo	212	1967-68
Vince Yockel	173	1955-56
Dave Angel	165	1970-71
Chris Hobbs	162	2001-02

### As a Junior

Richie Mahaffey	250	1967-68
Sharone Wright	233	1993-94

Butch Zatezalo	229	1968-69
Dale Davis	213	1989-90
Bill Yarborough	198	1954-55

### As a Senior

Richie Mahaffey	214	1969-70
Elden Campbell	207	1989-90
Dale Davis	205	1990-91
Horace Grant	195	1986-87
Harold Jamison	188	1998-99

## FREE THROWS MADE

### As a Freshman

Skip Wise	86	1974-75
Harold Jamison	83	1995-96
Demontez Stitt	83	2007-08
Terrell McIntyre	80	1995-96
Sharone Wright	63	1991-92

### As a Sophomore

Butch Zatezalo	174	1967-68
Choppy Patterson	125	1959-60
Vince Yockel	124	1955-56
Randy Mahaffey	108	1964-65
Will Solomon	108	1999-00

### As a Junior

Butch Zatezalo	189	1968-69
Richie Mahaffey	165	1967-68
Bill Yarborough	157	1954-55
K.J. McDaniels	154	2013-14
Sharone Wright	150	1993-94

### As a Senior

Marcquise Reed	150	2018-19
Jim Brennan	139	1963-64
Butch Zatezalo	138	1969-70
Horace Grant	138	1986-87
Terrell McIntyre	130	1998-99

## FREE THROW PERCENTAGE

(Min. 30 Attempts)

### As a Freshman

Anthony Jenkins	88.2	1982-83
Terrence Oglesby	85.1	2007-08
Fred Gilliam	84.4	1979-80
Tony Stockman	83.6	2000-01
Merl Code	80.9	1993-94

### As a Sophomore

Marcquise Reed	90.6	2016-17
Derrick Johnson	88.7	1976-77
Tim Kincaid	85.6	1987-88
Fred Gilliam	85.1	1980-81
Donte Grantham	84.6	2015-16

### As a Junior

Shelton Mitchell	85.7	2017-18
Johnny Snee	85.2	1950-51
Jim Sutherland	85.0	1965-66
Marcquise Reed	84.5	2017-18
Choppy Patterson	84.4	1960-61

### As a Senior

Shawan Robinson	91.3	2005-06
Gary Burnisky	89.8	1963-64
Jim Sutherland	89.7	1966-67
Bruce Martin	87.5	1994-95
Marcquise Reed	84.3	2018-19

## REBOUNDS

### As a Freshman

Tree Rollins	316	1973-74
Trevor Booker	232	2006-07
Sharone Wright	227	1991-92
Dale Davis	223	1987-88
Chris Hobbs	190	2000-01

### As a Sophomore

Tree Rollins	328	1974-75
Sharone Wright	314	1992-93
Dale Davis	258	1988-89
Jaron Blossomgame	253	2014-15
Trevor Booker	249	2007-08

### As a Junior

Dale Davis	395	1989-90
Sharone Wright	362	1993-94

Horace Grant	357	1985-86
Trevor Booker	311	2008-09
Tree Rollins	308	1975-76

### As a Senior

Tree Rollins	359	1976-77
Harold Jamison	346	1998-99
Dale Davis	340	1990-91
Ron Richardson	327	1951-52
Horace Grant	299	1986-87

## OFFENSIVE REBOUNDS

### As a Freshman

Sharone Wright	120	1991-92
Trevor Booker	112	2006-07
Dale Davis	97	1987-88
Harold Jamison	80	1995-96
Vincent Hamilton	70	1980-81

### As a Sophomore

Sharone Wright	128	1992-93
Dale Davis	100	1988-89
Raymond Jones	93	1982-83
Trevor Booker	92	2007-08
Harold Jamison	90	1996-97

### As a Junior

Dale Davis	166	1989-90
Horace Grant	144	1985-86
Harold Jamison	126	1997-98
Sharone Wright	124	1993-94
Trevor Booker	107	2008-09

### As a Senior

Harold Jamison	123	1998-99
Dale Davis	122	1990-91
Sidy Djitte	116	2016-17
Horace Grant	114	1986-87
Sharrod Ford	110	2004-05

## REBOUND AVERAGE

### As a Freshman

Tree Rollins	12.2	1973-74
Sharone Wright	8.1	1991-92
Dale Davis	7.7	1987-88
Trevor Booker	6.4	2006-07
Chris Hobbs	6.3	2000-01

### As a Sophomore

Tree Rollins	11.7	1974-75
Sharone Wright	10.5	1992-93
Randy Mahaffey	9.7	1964-65
Dale Davis	8.9	1988-89
Vince Yockel	8.4	1955-56

### As a Junior

Marvin Robinson	12.8	1951-52
Richie Mahaffey	11.5	1967-68
Tommy Mahaffey	11.3	1960-61
Dale Davis	11.3	1989-90
Tree Rollins	11.0	1975-76

### As a Senior

Ron Richardson	13.6	1951-52
Tree Rollins	12.8	1976-77
Dale Davis	12.1	1990-91
Charley Gage	11.3	1953-54
John McGraw	11.1	1952-53

## POINTS SCORED

### As a Freshman

Skip Wise	462	1974-75
Trevor Booker	374	2006-07
Tony Stockman	373	2000-01
Terrell McIntyre	369	1995-96
Terrence Oglesby	356	2007-08

### As a Sophomore

Will Solomon	627	1999-00
Butch Zatezalo	552	1967-68
Vince Yockel	544	1955-56
Elden Campbell	525	1987-88
K.C. Rivers	504	2006-07

### As a Junior

Bill Yarborough	651	1954-55
Butch Zatezalo	645	1968-69
K.J. McDaniels	614	2013-14
Will Solomon	591	2000-01
Jaron Blossomgame	580	2015-16



**RICHEL MAHAFFEY**  
ATTEMPTED 250  
FREE THROWS IN  
1967-68, STILL  
A CLEMSON  
RECORD.





# CLASS RECORDS

As a Senior		
Horace Grant	651	1986-87
Terrell McIntyre	627	1998-99
Marcquise Reed	602	2018-19
Jaron Blossomgame	584	2016-17
Elden Campbell	575	1989-90

## SCORING AVERAGE

As a Freshman		
Skip Wise	18.4	1974-75
Terrell McIntyre	12.7	1995-96
Tree Rollins	12.4	1973-74
June Pruitt	12.3	1945-46
Sharone Wright	12.0	1991-92
Greg Buckner	12.0	1994-95

As a Sophomore		
Butch Zatezalo	23.0	1967-68
Vince Yockel	20.92	1955-56
Will Solomon	20.90	1999-00
Elden Campbell	18.8	1987-88
Randy Mahaffey	17.3	1964-65

As a Junior		
Bill Yarborough	28.3	1954-55
Butch Zatezalo	25.8	1968-69
Vince Yockel	19.8	1956-57
Will Solomon	19.7	2000-01
Choppy Patterson	19.0	1960-61

As a Senior		
Butch Zatezalo	21.7	1969-70
Horace Grant	21.0	1986-87
Garry Helms	19.2	1965-66
Marcquise Reed	19.4	2018-19
Jim Sutherland	18.8	1966-67

## ASSISTS

As a Freshman		
Grayson Marshall	192	1984-85
Derrick Johnson	98	1975-76
Eric Burks	97	1990-91
Demontez Stitt	97	2007-08
Vernon Hamilton	91	2003-04

As a Sophomore		
Grayson Marshall	262	1985-86
Derrick Johnson	169	1976-77
Terrell McIntyre	145	1996-97
David Young	142	1989-90
Tim Kincaid	128	1987-88

As a Junior		
Edward Scott	238	2001-02
Grayson Marshall	221	1986-87
Chris Dodds	187	1980-81
Marion Cash	161	1988-89
Chris Whitney	161	1991-92

As a Senior		
Chris Whitney	193	1992-93
Terrell McIntyre	188	1998-99
Grayson Marshall	182	1987-88
Lou Richie	182	1993-94
Marion Cash	174	1989-90

## MINUTES PLAYED

As a Freshman		
Cliff Hammonds	968	2004-05
Trevor Booker	936	2006-07
Al-Amir Dawes	926	2019-20
Donte Grantham	918	2014-15
Greg Buckner	911	1994-95

As a Sophomore		
Grayson Marshall	1186	1985-86
Terrell McIntyre	1105	1996-97
Will Solomon	1079	1999-00
K.C. Rivers	1045	2006-07
Donte Grantham	1011	2015-16

As a Junior		
Marcquise Reed	1221	2017-18
K.J. McDaniels	1212	2013-14
Cliff Hammonds	1204	2006-07
Rod Hall	1194	2013-14
Edward Scott	1105	2001-02

As a Senior		
Terrell McIntyre	1250	1998-99



TERRENCE OGLESBY  
HOLDS THE CLEMSON  
FRESHMAN RECORD  
WITH 85 THREE-POINT  
GOALS.

Gabe DeVoe	1202	2017-18
Cliff Hammonds	1162	2007-08
Vernon Hamilton	1134	2006-07
Jaron Blossomgame	1133	2016-17

## BLOCKED SHOTS

As a Freshman		
Tree Rollins	106	1973-74
Trevor Booker	78	2006-07
Sharone Wright	63	1991-92
Elden Campbell	62	1986-87
Dale Davis	38	1987-88

As a Sophomore		
Sharone Wright	124	1992-93
Tree Rollins	119	1974-75
Elden Campbell	88	1987-88
Landry Nnoko	69	2013-14
Trevor Booker	63	2007-08

As a Junior		
Tree Rollins	117	1975-76
K.J. McDaniels	100	2013-14
Sharone Wright	99	1993-94
Elden Campbell	87	1988-89
Elijah Thomas	79	2017-18

As a Senior		
Tree Rollins	108	1976-77
Elden Campbell	97	1989-90
Jerai Grant	78	2010-11
Dale Davis	74	1990-91
Elijah Thomas	74	2018-19

## THREE-POINT FIELD GOALS

As a Freshman		
Terrence Oglesby	85	2007-08
Tony Stockman	75	2000-01
Cliff Hammonds	60	2004-05
Andrius Jurkunas	51	1995-96
Al-Amir Dawes	48	2019-20

As a Sophomore		
Will Solomon	93	1999-00
Terrence Oglesby	92	2008-09
K.C. Rivers	88	2006-07
Tony Stockman	80	2001-02
Terrell McIntyre	61	1996-97

As a Junior		
Chris Whitney	80	1991-92
K.C. Rivers	80	2007-08
Andre Young	80	2010-11
Cliff Hammonds	75	2006-07
Shawan Robinson	69	2004-05

As a Senior		
Terrell McIntyre	99	1998-99
Chris Whitney	87	1992-93
Gabe DeVoe	86	2017-18
Michael Tait	70	1986-87
Avry Holmes	69	2016-17

STEALS		
As a Freshman		
Greg Buckner	63	1994-95
Vernon Hamilton	50	2003-04
Derrick Johnson	47	1975-76

K.C. Rivers	47	2005-06
Tony Stockman	44	2000-01

As a Sophomore		
Vernon Hamilton	68	2004-05
Devin Gray	60	1992-93
Cliff Hammonds	56	2005-06
Andre Young	54	2009-10
Merl Code	52	1994-95

As a Junior		
Vernon Hamilton	83	2005-06
James Mays	69	2006-07
K.C. Rivers	64	2007-08
Cliff Hammonds	60	2006-07
Terrell McIntyre	58	1997-98
Marcquise Reed	58	2017-18

As a Senior		
Chris Whitney	73	1992-93
Vernon Hamilton	70	2006-07
Cliff Hammonds	66	2007-08
Marcquise Reed	66	2018-19
Bobby Conrad	60	1979-80

DUNKS		
As a Freshman		
Trevor Booker	44	2006-07
Sharone Wright	28	1991-92
Elden Campbell	27	1986-87
Dale Davis	21	1987-88
Devin Booker	20	2009-10
K.J. McDaniels	20	2011-12

As a Sophomore		
Devin Gray	50	1992-93
Elden Campbell	46	1987-88
Sharone Wright	42	1992-93
Dale Davis	37	1988-89
K.J. McDaniels	37	2012-13

As a Junior		
K.J. McDaniels	58	2013-14
Sharone Wright	54	1993-94
Devin Booker	47	2011-12
Elden Campbell	43	1988-89
Jerai Grant	42	2009-10

As a Senior		
Harold Jamison	62	1998-99
Akin Akingbala	59	2005-06
Larry Nance	55	1980-81
Tree Rollins	53	1976-77
Dale Davis	53	1990-91



BUTCH ZATEZALO HOLDS  
THE SOPHOMORE AND  
SENIOR CLASS SCORING  
RECORDS AT CLEMSON.

# CAREER RECORDS

## POINTS SCORED

Rk	Name	Yrs	Years	GP	Avg	Pts
1.	Elden Campbell	4	1986-90	123	15.3	1880
2.	Terrell McIntyre	4	1995-99	126	14.6	1839
3.	Butch Zatezalo	3	1967-70	75	23.5	1761
4.	Greg Buckner	4	1994-98	122	14.4	1754
5.	Jaron Blossomgame	4	2013-17	128	13.5	1733
6.	Trevor Booker	4	2006-10	134	12.9	1725
7.	Horace Grant	4	1983-87	122	13.9	1696
8.	K.C. Rivers	4	2005-09	134	12.6	1684
9.	Dale Davis	4	1987-91	121	13.6	1650
10.	Bill Yarborough	5	1952-57	85	18.3	1553
11.	Vincent Hamilton	5	1980-85	116	13.2	1530
12.	Marcquise Reed	3	2016-19	99	15.0	1484
13.	Cliff Hammonds	4	2004-08	134	10.9	1465
14.	Tree Rollins	4	1973-77	110	13.3	1463
15.	Will Solomon	3	1998-01	94	15.2	1431
16.	Stan Rome	4	1974-78	109	12.5	1365
17.	Demontez Stitt	4	2007-11	126	10.8	1365
18.	Vince Yockel	3	1955-58	74	18.2	1350
19.	Larry Nance	4	1977-81	117	11.5	1341
20.	Devin Gray	4	1991-95	94	14.1	1322
21.	Jim Brennan	3	1961-64	76	17.3	1317
22.	Sharone Wright	3	1991-94	92	14.2	1308
23.	Vernon Hamilton	4	2003-07	127	9.7	1238
24.	Harold Jamison	4	1995-99	129	9.5	1231
25.	Jim Sutherland	3	1964-67	71	17.3	1230
26.	Edward Scott	4	1999-03	112	10.9	1226
27.	Andre Young	4	2008-12	129	9.5	1223
28.	Shawan Robinson	4	2002-06	120	9.8	1177
29.	Randy Mahaffey	3	1964-67	73	16.0	1171
30.	Sharrod Ford	4	2001-05	118	9.8	1154
31.	Devin Booker	4	2009-13	128	9.0	1154
32.	Choppy Patterson	4	1959-63	76	14.8	1131
33.	Jerry Pryor	4	1985-89	123	9.1	1124
34.	Donte Grantham	4	2014-18	114	9.6	1100
35.	Shelton Mitchell	3	2016-19	94	11.6	1084
36.	Billy Williams	3	1977-80	85	12.7	1078
37.	Johnny Snee	4	1948-52	82	13.1	1077
38.	Colon Abraham	4	1974-78	106	10.0	1067
39.	K.J. McDaniels	3	2011-14	94	11.0	1035
40.	Richie Mahaffey	4	1966-70	75	13.6	1019
41.	Derrick Johnson	4	1975-79	111	9.1	1014

## BEST SCORING AVERAGE

Rk	Name	Yrs	Years	GP	Pts	Avg
1.	Butch Zatezalo	3	1967-70	75	1761	23.48
2.	Bill Yarborough	5	1952-57	85	1553	18.27
3.	Vince Yockel	3	1955-58	74	1350	18.24
4.	Jim Brennan	3	1961-64	76	1317	17.33
5.	Jim Sutherland	3	1964-67	71	1230	17.32
6.	Randy Mahaffey	4	1966-70	73	1171	16.04
7.	Elden Campbell	4	1986-90	123	1880	15.28
8.	Will Solomon	3	1998-01	94	1431	15.22
9.	Marcquise Reed	3	2016-19	99	1484	14.99
10.	Choppy Patterson	4	1959-63	76	1131	14.88
11.	Terrell McIntyre	4	1995-99	126	1839	14.60
12.	Chris Whitney	2	1991-93	58	844	14.55
13.	Greg Buckner	4	1994-98	122	1754	14.38
14.	Sharone Wright	3	1991-94	92	1308	14.22
15.	Devin Gray	4	1991-95	94	1322	14.06
16.	Horace Grant	4	1983-87	122	1696	13.90
17.	Dale Davis	4	1987-91	121	1650	13.63
18.	Richie Mahaffey	4	1966-70	75	1020	13.60
19.	Jaron Blossomgame	4	2013-17	128	1733	13.53
20.	Tree Rollins	4	1973-77	110	1463	13.30
21.	Vincent Hamilton	5	1980-85	116	1530	13.19

## DOUBLE-FIGURE SCORING GAMES

Rk	Name	Yrs	Years	GP	%GP	DF
1.	Elden Campbell	4	1986-90	123	.789	97
	Greg Buckner	4	1994-98	122	.795	97
	Terrell McIntyre	4	1995-99	126	.770	97
4.	Trevor Booker	4	2006-10	134	.701	94
5.	K.C. Rivers	4	2005-09	134	.672	90
6.	Jaron Blossomgame	4	2013-17	128	.672	86
7.	Tree Rollins	4	1973-77	110	.773	85
8.	Vincent Hamilton	5	1980-85	116	.724	84
9.	Dale Davis	4	1987-91	121	.686	83
10.	Horace Grant	4	1983-87	122	.664	81
11.	Sharone Wright	3	1991-94	92	.815	75
	Cliff Hammonds	4	2004-08	134	.559	75
13.	Stan Rome	4	1974-78	109	.661	72
	Demontez Stitt	4	2007-11	126	.571	72
15.	Devin Gray	4	1991-95	94	.755	71
	Marcquise Reed	3	2016-19	99	.717	71
17.	Butch Zatezalo	3	1967-70	75	.933	70
	Larry Nance	4	1977-81	117	.598	70

## 20-POINT SCORING GAMES

Rk	Name	Yrs	Years	GP	%GP	20+
1.	Butch Zatezalo	3	1967-70	75	.693	52
2.	Bill Yarborough	5	1952-57	85	.447	38

3.	Elden Campbell	4	1986-90	123	.276	34
4.	Vince Yockel	3	1955-58	74	.432	32
	Jaron Blossomgame	4	2013-17	128	.250	32
6.	Jim Brennan	3	1961-64	76	.395	30
	Will Solomon	3	1998-01	94	.319	30
8.	Horace Grant	4	1983-87	122	.230	28
	Terrell McIntyre	4	1995-99	126	.222	28
	Marcquise Reed	3	2016-19	99	.283	28

## REBOUNDS


Rk	Name	Yrs	Years	GP	R/G	Reb
1.	Tree Rollins	4	1973-77	110	11.9	1311
2.	Dale Davis	4	1987-91	121	10.0	1216
3.	Trevor Booker	4	2006-10	134	7.9	1060
4.	Horace Grant	4	1983-87	122	8.0	981
5.	Harold Jamison	4	1995-99	129	7.3	937
6.	Sharone Wright	3	1991-94	92	9.8	903
7.	Elden Campbell	4	1986-90	123	6.8	836
8.	Jaron Blossomgame	4	2013-17	128	6.5	831
9.	Larry Nance	4	1977-81	117	6.7	784
10.	Sharrod Ford	4	2001-05	118	6.5	762
11.	Devin Booker	4	2009-13	128	5.7	728
12.	Tom Wideman	4	1995-99	129	5.6	723
13.	K.C. Rivers	4	2005-09	134	5.4	721
14.	Richie Mahaffey	4	1966-70	75	9.4	707
15.	Randy Mahaffey	3	1965-67	73	9.7	706
16.	Chris Hobbs	4	2000-04	116	5.9	679
17.	Donnie Mahaffey	3	1961-64	76	8.8	666
18.	Tommy Mahaffey	3	1959-62	76	8.5	649
	Elijah Thomas	3	2016-19	93	7.0	649
20.	Ray Henderson	4	1999-03	112	5.7	633
21.	Vincent Hamilton	5	1980-85	116	5.4	628
22.	James Mays	4	2004-08	108	5.8	622
23.	Dave Angel	3	1970-73	78	7.8	607
24.	Landry Nnoko	4	2012-16	128	4.7	606
25.	Milton Jennings	4	2009-13	123	4.9	605
26.	Horace Wyatt	4	1978-82	119	5.1	604

## BEST REBOUND AVERAGE

(Min. 40 Games Played)

Rk	Name	Yrs	Years	GP	Reb	Avg
1.	Tree Rollins	4	1973-77	110	1311	11.9
2.	Marvin Robinson	2	1951-53	41	483	11.8
3.	Dale Davis	4	1987-91	121	1216	10.0
4.	Sharone Wright	3	1991-94	92	903	9.8
5.	Randy Mahaffey	3	1964-67	73	706	9.7
6.	Richie Mahaffey	4	1966-70	75	707	9.4
7.	Gene Seay	2	1955-57	47	428	9.1
8.	Donnie Mahaffey	3	1961-64	76	666	8.8
9.	Tommy Mahaffey	3	1959-62	76	649	8.5
10.	Horace Grant	4	1983-87	122	981	8.0

ELDEN CAMPBELL  
IS THE TIGERS'  
ALL-TIME LEADING  
SCORER WITH  
1,880 POINTS  
FROM 1986-90.





# CAREER RECORDS

## MINUTES PLAYED

Rk	Name	Yrs.	Years	GP	MPG	Min
1.	Cliff Hammonds	4	2004-08	134	32.0	4285
2.	Terrell McIntyre	4	1995-99	126	33.3	4200
3.	Grayson Marshall	4	1984-88	122	33.3	4064
4.	Edward Scott	4	1999-03	112	35.5	3971
5.	Greg Buckner	4	1994-98	122	32.4	3954
6.	Jaron Blossomgame	4	2013-17	128	31.0	3924
7.	Vincent Hamilton	5	1980-85	116	33.7	3906
8.	K.C. Rivers	4	2005-09	134	28.9	3873
9.	Trevor Booker	4	2006-10	134	28.4	3808
10.	Rod Hall	4	2011-15	129	28.7	3697
11.	Vernon Hamilton	4	2003-07	127	28.6	3636
12.	Demontez Stitt	4	2007-11	126	27.9	3513
13.	Dale Davis	4	1987-91	121	28.9	3498
14.	Andre Young	4	2008-12	129	27.0	3489
15.	Donte Grantham	4	2014-18	114	30.3	3449
16.	Harold Jamison	4	1995-99	129	26.1	3364
17.	Horace Grant	4	1983-87	122	27.6	3363
18.	Elden Campbell	4	1986-90	123	26.0	3194
19.	Tanner Smith	4	2008-12	127	24.9	3167
20.	Devin Booker	4	2009-13	128	24.1	3089
21.	Tree Rollins	4	1973-77	110	27.7	3045

## GAMES PLAYED

Rk	Name	Yrs	Years	Min	Min/G	GP
1.	Cliff Hammonds	4	2004-08	4285	32.0	134
	K.C. Rivers	4	2005-09	3873	28.9	134
	Trevor Booker	4	2006-10	3808	28.4	134
	David Potter	4	2006-10	2209	16.5	134
5.	Harold Jamison	4	1995-99	3364	26.1	129
	Tom Wideman	4	1995-99	2767	21.4	129
	Andre Young	4	2008-12	3489	27.0	129
	Rod Hall	4	2011-15	3697	28.7	129
9.	Sam Perry	4	2004-08	1946	15.2	128
	Devin Booker	4	2009-13	3089	24.1	128
	Landry Nnoko	4	2012-16	2628	20.5	128
	Jaron Blossomgame	4	2013-17	3924	31.0	128

## STARTS

Rk	Name	Yrs	Years	GP	Starts
1.	Trevor Booker	4	2006-10	134	#134
2.	Cliff Hammonds	4	2004-08	134	133
3.	Jaron Blossomgame	4	2013-17	128	125
4.	Greg Buckner	4	1994-98	122	#122
5.	Donte Grantham	4	2014-18	114	113
6.	Terrell McIntyre	4	1995-99	126	112
7.	Demontez Stitt	4	2007-11	126	111
8.	Tree Rollins	4	1973-77	110	#110
9.	Tom Wideman	4	1995-99	129	109
	Edward Scott	4	1999-03	112	109
10.	Rod Hall	4	2011-15	129	106

# - Consecutive

## PERSONAL FOULS

Rk	Name	Yrs	Years	GP	F/G	Fouls
1.	Chris Hobbs	4	2000-04	116	3.30	383
2.	Tree Rollins	4	1973-77	110	3.42	376
3.	Tom Wideman	4	1995-99	129	2.80	361
4.	Raymond Jones	5	1980-85	117	3.01	352
	Elden Campbell	4	1986-90	123	2.86	352
6.	Dale Davis	4	1987-91	121	2.88	348
7.	Horace Grant	4	1983-87	122	2.76	337
8.	Harold Jamison	4	1995-99	129	2.60	335
9.	Larry Nance	4	1977-81	117	2.72	318
10.	Andrius Jurkunas	4	1995-00	115	2.72	316

## FIELD GOALS MADE

Rk	Name	Yrs.	Years	GP	FG/G	FG
1.	Elden Campbell	4	1986-90	123	6.13	754
2.	Trevor Booker	4	2006-10	134	5.13	687
3.	Greg Buckner	4	1994-98	122	5.57	679
4.	Horace Grant	4	1983-87	122	5.41	660
5.	Vincent Hamilton	5	1980-85	116	5.62	652
6.	Tree Rollins	4	1973-77	110	5.85	643
7.	Dale Davis	4	1987-91	121	5.23	633
8.	Butch Zatezalo	3	1967-70	75	8.40	630
9.	Jaron Blossomgame	4	2013-17	128	4.90	627
10.	K.C. Rivers	4	2005-09	134	4.66	625
11.	Terrell McIntyre	4	1995-99	126	4.70	592
12.	Bill Yarborough	5	1952-57	85	6.92	588
13.	Stan Rome	4	1974-78	109	5.07	553
	Larry Nance	4	1977-81	117	4.73	553
15.	Devin Gray	4	1991-95	94	5.77	542

## FIELD GOAL ATTEMPTS

Rk	Name	Yrs	Years	GP	FGA/G	FGA
1.	Bill Yarborough	5	1952-57	85	18.3	1557
2.	Butch Zatezalo	3	1967-70	75	20.5	1536
3.	Terrell McIntyre	4	1995-99	126	11.3	1426
4.	K.C. Rivers	4	2005-09	134	10.6	1425
5.	Greg Buckner	4	1994-98	122	11.0	1346

6.	Elden Campbell	4	1986-90	122	10.9	1342
7.	Jaron Blossomgame	4	2013-17	128	10.0	1286
8.	Vincent Hamilton	5	1980-85	116	10.7	1244
9.	Trevor Booker	4	2006-10	134	9.2	1228
10.	Cliff Hammonds	4	2004-08	134	9.1	1217

## BEST FIELD GOAL PERCENTAGE

(Min. 200 Field Goals Made)

Rk	Name	Yrs.	Years	FGM	FGA	Pct
1.	Harold Jamison	4	1995-99	454	746	.609
2.	Horace Grant	4	1983-87	660	1104	.598
3.	Dale Davis	4	1987-91	633	1076	.5882
4.	Akin Akingbala	4	2002-06	284	483	.5880
5.	Jerai Grant	4	2007-11	321	555	.587
6.	Elijah Thomas	3	2016-19	395	675	.585
7.	Raymond Sykes	4	2005-09	216	373	.579
8.	John Campbell	4	1977-80	283	501	.565
9.	Trevor Booker	4	2006-10	687	1228	.559
10.	Elden Campbell	4	1986-90	754	1342	.562

## THREE-POINT GOALS

Rk	Name	Yrs	Years	GP	Att	Goals
1.	K.C. Rivers	4	2005-09	134	729	281
2.	Terrell McIntyre	4	1995-99	126	696	259
3.	Cliff Hammonds	4	2004-08	134	697	244
4.	Andre Young	4	2008-12	129	629	236
5.	Will Solomon	3	1998-01	94	585	214
6.	Shawan Robinson	4	2002-06	120	538	203
7.	Terrence Oglesby	2	2007-09	66	448	177
8.	Gabe DeVoe	4	2014-18	118	489	169
9.	Chris Whitney	2	1991-93	58	404	167
10.	Donte Grantham	4	2014-18	114	484	161

## THREE-POINT FIELD GOALS PER GAME

(Min. Two Years &amp; 30 Made)

Rk	Name	Yrs	Years	Md	Gms	3G/G
1.	Chris Whitney	2	1991-93	167	58	2.88
2.	Terrence Oglesby	2	2007-09	177	66	2.68
3.	Tony Stockman	2	2000-02	155	59	2.63
4.	Will Solomon	3	1998-01	214	94	2.28
5.	Michael Tait	2	1985-87	70	31	2.26
6.	K.C. Rivers	4	2005-09	281	134	2.10
7.	Terrell McIntyre	4	1995-99	259	126	2.06
8.	Marc Campbell	4	1980-84	37	19	1.95
9.	Anthony Jenkins	4	1982-87	91	47	1.94
10.	Avry Holmes	2	2015-17	119	64	1.86

## THREE-POINT FIELD GOAL PERCENTAGE

(Min. 50 Attempts)

Rk	Name	Yrs	Years	FGM	FGA	Pct.
1.	Michael Tait	2	1985-87	70	136	.515
2.	Marc Campbell	4	1980-84	37	73	.507
3.	Anthony Jenkins	4	1982-87	91	199	.457
4.	Michael Brown	1	1986-87	34	76	.447
5.	Chris Whitney	2	1991-93	167	404	.413
6.	Terrence Oglesby	2	2007-09	177	448	.395
7.	Avry Holmes	2	2015-17	119	306	.389
8.	Bruce Martin	4	1991-95	129	336	.384
9.	K.C. Rivers	4	2005-09	281	729	.385
10.	Jamar McKnight	2	2000-02	54	143	.378


## FREE THROW ATTEMPTS

Rk	Name	Yrs	Years	GP	A/G	FTA
1.	Dale Davis	4	1987-91	121	5.38	651
2.	Butch Zatezalo	3	1967-70	75	8.13	610
3.	Richie Mahaffey	4	1966-70	75	8.01	601
4.	Harold Jamison	4	1995-99	129	4.63	597
5.	Elden Campbell	4	1986-90	123	4.68	576
6.	Horace Grant	4	1983-87	122	4.37	533
7.	Jaron Blossomgame	4	2013-17	128	4.13	529
8.	Trevor Booker	4	2006-10	134	3.93	526
9.	Greg Buckner	4	1994-98	122	4.26	520
10.	Bill Yarborough	5	1952-57	85	5.93	504

## FREE THROWS MADE

Rk	Name	Yrs	Years	GP	M/G	FTM
1.	Butch Zatezalo	3	1967-70	75	6.68	501
2.	Terrell McIntyre	4	1995-99	126	3.14	396
3.	Dale Davis	4	1987-91	121	3.17	384
4.	Jaron Blossomgame	4	2013-17	128	3.00	383
5.	Bill Yarborough	5	1952-57	85	4.44	377
6.	Horace Grant	4	1983-87	122	3.07	375
7.	Richie Mahaffey	4	1966-70	75	4.92	369
	Elden Campbell	4	1986-90	123	3.00	369
9.	Marcquise Reed	3	2016-19	99	3.70	366
10.	Greg Buckner	4	1994-98	122	2.84	346
11.	Jim Brennan	3	1961-64	76	4.54	345
12.	Demontez Stitt	4	2007-11	126	2.73	344
13.	Trevor Booker	4	2006-10	134	2.45	328
14.	Vince Yockel	3	1955-58	74	4.38	324
15.	Harold Jamison	4	1995-99	129	2.50	323

# CAREER RECORDS



TREE ROLLINS  
STILL HOLDS THE  
BLOCKED SHOTS  
(450) AND BLOCKED  
SHOTS PER GAME  
RECORD (4.09).

## BEST FREE THROW PERCENTAGE

(Min. 100 Made)

Rk	Name	Yrs	Years	FTM	FTA	Pct
1.	Marcquise Reed	3	2016-19	366	426	.859
2.	Jim Sutherland	3	1964-67	260	306	.850
3.	Gary Burnisky	3	1961-64	145	171	.8479
4.	Terrence Oglesby	2	2007-09	128	151	.8476
5.	Fred Gilliam	4	1979-83	148	177	.8364
6.	Derrick Johnson	4	1975-79	152	182	.8362
7.	Butch Zatezalo	3	1967-70	501	610	.835
8.	Shawan Robinson	4	2002-06	194	233	.833
9.	Shelton Mitchell	3	2016-19	263	316	.832
10.	Jim Brennan	3	1967-70	345	423	.825

## STEALS

Rk	Name	Yrs	Years	GP	S/G	Steals
1.	Vernon Hamilton	4	2003-07	127	2.13	271
2.	Cliff Hammonds	4	2004-08	134	1.68	225
3.	K.C. Rivers	4	2005-09	134	1.57	210
4.	Terrell McIntyre	4	1995-99	126	1.54	194
5.	Grayson Marshall	4	1984-88	122	1.55	189
6.	Derrick Johnson	4	1975-79	111	1.69	188
7.	Andre Young	4	2008-12	129	1.43	184
8.	Greg Buckner	4	1994-98	122	1.47	179
9.	Marcquise Reed	3	2016-19	99	1.72	170
10.	James Mays	4	2004-08	108	1.54	166
11.	Demontez Stitt	4	2007-11	126	1.30	164
12.	Tanner Smith	4	2008-12	127	1.25	159
13.	Andre Bovain	4	1990-94	108	1.40	151
14.	Trevor Booker	4	2006-10	134	1.07	144
15.	Devin Gray	4	1991-95	94	1.51	142

## STEALS PER GAME

(Min. 2 Years)

Rk	Name	Yrs	Years	St	GP	S/G
1.	Vernon Hamilton	4	2003-07	271	127	2.13
2.	Chris Whitney	2	1991-93	114	58	1.97
3.	Marcquise Reed	3	2016-19	170	99	1.72
4.	Derrick Johnson	4	1975-79	188	111	1.69
5.	Cliff Hammonds	4	2004-08	225	134	1.68
6.	Derrick Forrest	2	1988-90	105	65	1.62

7.	K.C. Rivers	4	2005-09	210	134	1.57
8.	Marion Cash	2	1988-90	102	65	1.56
9.	Grayson Marshall	4	1984-88	189	122	1.55
10.	James Mays	4	2004-08	166	108	1.54
	Terrell McIntyre	4	1995-99	194	126	1.54

## BLOCKED SHOTS

Rk	Name	Yrs	Years	GP	BS/G	BS
1.	Tree Rollins	4	1973-77	110	4.09	450
2.	Elden Campbell	4	1986-90	123	2.71	334
3.	Sharone Wright	3	1991-94	92	3.11	286
4.	Trevor Booker	4	2006-10	134	1.86	249
5.	Landry Nnoko	4	2012-16	128	1.66	212
6.	Dale Davis	4	1987-91	121	1.73	210
7.	Jerai Grant	4	2007-11	127	1.55	197
8.	Elijah Thomas	3	2016-19	93	1.95	181
9.	K.J. McDaniels	3	2011-14	94	1.88	177
	Sharrod Ford	4	2001-05	118	1.50	177

## BLOCKS PER GAME

(Min. 50 Games Played)

Rk	Name	Yrs	Years	BS	GP	BS/G
1.	Tree Rollins	4	1973-77	450	110	4.09
2.	Sharone Wright	3	1991-94	286	92	3.11
3.	Elden Campbell	4	1986-90	334	123	2.71
4.	Elijah Thomas	3	2016-19	181	93	1.95
5.	K.J. McDaniels	3	2011-14	177	94	1.88
6.	Trevor Booker	4	2006-10	249	134	1.86
7.	Dale Davis	4	1987-91	210	121	1.73
8.	Landry Nnoko	4	2012-16	212	128	1.66
9.	Jerai Grant	4	2007-11	197	127	1.55
10.	John Campbell	3	1977-80	126	84	1.50
	Sharrod Ford	4	2001-05	177	118	1.50

## ASSISTS

Rk	Name	Yrs.	Years	GP	A/G	Ast
1.	Grayson Marshall	4	1984-88	122	7.02	857
2.	Edward Scott	4	1999-03	112	5.31	595
3.	Terrell McIntyre	4	1995-99	126	4.58	577
4.	Derrick Johnson	4	1975-79	111	4.29	476
5.	Cliff Hammonds	4	2004-08	134	3.53	473
6.	Demontez Stitt	4	2007-11	126	3.33	419
7.	Bobby Conrad	4	1976-80	116	3.47	402
8.	Vernon Hamilton	4	2003-07	127	3.14	399
9.	Rod Hall	4	2011-15	129	3.03	393
10.	Marc Campbell	4	1980-84	106	3.43	364

## ASSISTS PER GAME

(Min. 50 Games Played)

Rk	Name	Yrs.	Years	Ast	GP	A/G
1.	Grayson Marshall	4	1984-88	857	122	7.02
2.	Chris Whitney	2	1991-93	354	58	6.10
3.	Edward Scott	4	1999-03	595	112	5.31
4.	Marion Cash	2	1988-90	335	64	5.23
5.	Terrell McIntyre	4	1995-99	577	126	4.58
6.	Derrick Johnson	4	1975-79	476	111	4.29
7.	Lou Richie	2	1992-94	239	57	4.19
8.	Chris Dodds	3	1979-82	325	83	3.92
9.	Mike Eppley	4	1980-84	268	69	3.88

## ASSIST/TURNOVER RATIO

(Min. 100 Assists)

Rk	Name	Yrs.	Years	Ast	TO	Ratio
1.	Grayson Marshall	4	1984-88	857	347	2.47
2.	Marc Campbell	4	1980-84	364	162	2.25
3.	Andre Young	4	2008-12	342	163	2.10
4.	Cliff Hammonds	4	2004-08	473	240	1.97
5.	Lou Richie	2	1992-94	239	122	1.96
6.	Chris Dodds	3	1979-82	325	172	1.89
	Edward Scott	4	1999-03	595	315	1.89
8.	Warren Wallace	3	1982-85	125	67	1.87
9.	Terrell McIntyre	4	1995-99	577	318	1.81
10.	Clarke Bynum	4	1980-84	179	101	1.77

## DOUBLE-DOUBLES

Rk	Name	Yrs	Years	GP	%GP	DD
1.	Tree Rollins	4	1973-77	110	.555	61
2.	Dale Davis	4	1987-91	121	.430	52
3.	Sharone Wright	3	1991-94	92	.446	41
4.	Horace Grant	4	1983-87	122	.295	36
5.	Trevor Booker	4	2006-10	134	.239	32
6.	Randy Mahaffey	3	1964-67	73	.411	30
7.	Tom Mahaffey	3	1959-62	76	.355	27
8.	Richie Mahaffey	3	1966-69	75	.347	26
9.	Elden Campbell	4	1986-90	123	.195	24
10.	Sharrod Ford	4	2001-05	118	.186	22





# TEAM RECORDS

THE 1989-90 TEAM  
FEATURED ONE  
OF CLEMSON'S  
GREATEST  
REBOUNDERS,  
DALE DAVIS.

## MISCELLANEOUS RECORDS

**Points in a First Half:** 69 vs. Boston College, 12/28/76

**Points in a Second Half:** 72 vs. Morehead State, 11/11/92

**Points in Overtime:** 24 vs. Georgia Tech, 2/5/92 (95-78)

**Victory Margin in an Overtime Game:** +17 (95-78) vs. Georgia Tech, 2/5/92

**Most Points by Both Teams:** 233 vs. Wake Forest (Clemson 118, Wake Forest 115 in 2 OTs), 2/13/02

**Most Players Fouled Out:** 6 vs. Presbyterian, 12/11/51; North Carolina, 1/14/56; North Carolina, 1/28/98

**Fewest Points:** 5 vs. Tennessee, 1/13/27

**Fewest Points by Opponent:** 5 by Presbyterian, 2/22/23

**Fewest Turnovers by Both Teams:** 9 vs. NC State, 2/1/97 (Clemson 6, NC State 3)

**Most Turnovers by Both Teams:** 73, Purdue vs. Clemson, 12/5/73

**Most Players With a Three-Point Goal:** 8 vs. Virginia, 1/22/83; 8 vs. Presbyterian, 11/13/09, 8 vs. Louisiana-Lafayette, 12/22/17

### MOST POINTS

**Game:** 133 vs. Tennessee Tech, 12/11/76 (52 FG, 29 FT)  
**Season:** 2,777 in 1989-90 in 35 games (1,060 FG, 117 3-PT FG, 540 FTM)  
**Per Game:** 86.6 in 1976-77 in 28 games (2,425)

### VICTORY MARGIN

**Game:** +73 (112-39) vs. Armstrong State, 12/17/86  
**Season:** +17.7 Points per game (86.6-68.9), 1976-77

### MOST FIELD GOALS MADE

**Game:** 52 (Att. 85) vs. Tennessee Tech, 12/11/76  
**Season:** 1,060 (Att. 2,148) in 1989-90

### MOST FIELD GOALS ATTEMPTED

**Game:** 98 (made 31) vs. Furman, 1/7/60  
**Season:** 2,148 (made 1,060) in 1989-90

### BEST FIELD GOAL ACCURACY

**Game:** 70.1 (48-68) vs. Florida Southern, 2/28/76  
**Road Game:** 68.9 (31-45) vs. Boston College 2/22/20  
**Season:** 52.9 (990-1873) in 1986-87

### THREE-POINT FIELD GOALS MADE

**Game:** 16 vs. Puerto Rico-Mayaguez, 12/19/05  
at Virginia, 2/7/08  
**Season:** 288 in 2017-18  
**Per Game:** 8.23 (288 in 35 games) in 2017-18  
**Consecutive:** 12 vs. Virginia, 1/22/83

### THREE-POINT FIELD GOAL ATTEMPTS

**Game:** 42 at North Carolina, 1/15/94  
**Season:** 786 in 2017-18  
**Per Game:** 23.13 (740 in 32 games) in 2005-06

### THREE-POINT FIELD GOAL PERCENTAGE

**Game:** .846 (11-13) vs. North Carolina, 1/31/04  
**Season:** .448 (203-453) in 1986-87

### MOST FREE THROWS MADE

**Game:** 40 (Att. 54) vs. The Citadel, 1/3/66  
40 (Att. 53) vs. Maryland, 1/12/68  
**Consecutive:** 24 vs. Mercer, 12/30/92  
**Season:** 624 (Att. 912) in 1955-56

### MOST FREE THROW ATTEMPTS

**Game:** 55 (Made 37) at Furman, 2/24/55  
**Season:** 912 (Made 624) in 1955-56

### BEST FREE THROW ACCURACY

**Game:** 1.000 (15-15) vs. Miami, 1/16/16  
**Season:** 75.5 (498-660) in 2017-18

### MOST REBOUNDS

**Game:** 71 vs. West Virginia Tech, 12/16/80  
71 vs. Georgia State, 1/15/90  
**Season:** 1,430 in 1989-90

### REBOUND MARGIN

**Game:** +43 vs. West Virginia Tech, 12/16/80  
**Season:** +8.2 (30.5-38.7), 1998-99

### MOST STEALS

**Game:** 25 vs. Hampton, 11/19/04  
vs. Furman, 11/12/07  
**Season:** 352 in 2005-06  
**Per Game:** 11.0 in 2005-06

### MOST ASSISTS

**Game:** 36 vs. West Virginia Tech, 12/16/80  
vs. Bowling Green, 11/27/81  
**Season:** 636 in 1980-81

### MOST PERSONAL FOULS

**Game:** 43 vs. Presbyterian, 12/11/51  
**Season:** 683 in 1997-98

### MOST BLOCKED SHOTS

**Game:** 16 vs. Radford, 12/9/89  
**Season:** 235 in 1989-90  
**Per Game:** 6.71 in 1989-90

### FEWEST TURNOVERS COMMITTED

**Game:** 1 at NC State, 2/20/16  
**Per Game:** 10.16 315 in 31 games in 2015-16

### TURNOVERS FORCED

**Game:** 47 vs. Appalachian State, 12/7/74  
**Per Game:** 21.4 599 in 28 games in 1976-77

### MOST DUNKS

**Game:** 16 vs. Georgia State, 1/15/90  
**Season:** 176 in 1989-90  
**Per Game:** 5.02 in 1989-90

### MOST CHARGES TAKEN


**Game:** 11 vs. North Carolina, 1/27/79  
**Season:** 109 in 1978-79  
**Per Game:** 3.76 in 1978-79

### OFFENSIVE REBOUNDS

**Game:** 33 at North Carolina, 1/9/92  
**Season:** 536 in 2007-08  
**Per Game:** 15.76 in 2007-08

### ASSIST/TURNOVER RATIO

**Game:** 16/1 (16/1) vs. NC State, 2/20/16  
**Season:** 1.48/1 (636-430) in 1980-81



THE 1986-87 TEAM HOLDS SCHOOL RECORDS FOR FIELD GOAL AND THREE-POINT PERCENTAGE FOR A SEASON.

# TEAM GAME BESTS

## SCORING - CLEMSON

Pts	Site-Opponent	Date
133	H-Tennessee Tech (78)	12-11-1976
128	N1-Boston College (76)	12-28-1976
125	H-Texas Christian (62)	11-27-1977
124	H-West Virginia Tech (70)	12-16-1980
122	H-Florida Southern (79)	2-28-1976
120	H-Roanoke (56)	2-26-1978
120	A-Charleston Southern (103)	12-1-1993
118	H-Wake Forest (115) (20T)	2-13-2002
117	H-Georgia State (59)	1-15-1990
115	H-South Carolina (91)	2-8-1981
114	H-The Citadel (69)	2-6-1956
114	H-Radford (76)	12-9-1989
114	H-Morehead State (69)	11-30-1991

N1 - Milwaukee, Wis.

## SCORING - OPPONENTS

Pts	Site-Opponent	Date
124	A-Furman (87)	2-24-1955
122	A-Florida State (80)	1-22-1970
120	A-Wake Forest (65)	2-4-1955
119	A-NC State (85)	2-5-1955
119	A-NC State (87)	1-31-1970
115	A-Duke (54)	12-3-1954
115	H-North Carolina (83)	1-13-1968
115	A-Duke (74)	1-7-2001
115	H-Wake Forest (118) (20T)	2-14-2002
113	A-NC State (59)	2-20-1954
113	A-South Carolina (85)	3-2-1957
112	H-NC State (72)	12-14-1954
112	A-Duke (73)	1-27-1992

## HIGHEST SCORING HALVES - CLEMSON

Pts	Opponent	1/2	Date	CU-OPP
72	Morehead State	2nd	11-30-91	114-69
71	Tennessee Tech	2nd	12-11-76	133-78
69	Boston College	1st	12-28-76	128-76
69	South Carolina	2nd	2-8-81	115-91
69	Radford	2nd	12-9-89	114-76
69	Charleston Southern	2nd	12-1-93	120-103
67	Texas Christian	2nd	11-25-77	125-62
66	Virginia	2nd	1-13-93	82-100
65	Georgia Southern	2nd	12-4-76	110-55
65	Roanoke	1st	2-26-77	120-56

## HIGHEST SCORING HALVES - OPPONENTS

Pts	Opponent	1/2	Date	CU-OPP
70	North Carolina	2nd	1-28-87	99-108
67	Furman	1st	2-24-55	87-124
66	Wake Forest	1st	2-4-55	65-120
65	Florida State	2nd	1-22-70	80-122
65	Furman	2nd	1-25-78	68-87
65	North Carolina	2nd	3-11-83	79-105
64	North Carolina	2nd	2-13-70	87-119
63	Duke	1st	12-3-54	54-115
63	NC State	2nd	2-5-55	85-119
63	South Carolina	2nd	3-2-57	85-113

## BEST FIELD GOAL PERCENTAGES - CLEMSON

Pct	FG-FGA	Site-Opponent	Date
.701	48-68	H-Florida Southern	2-28-1976
.700	14-20	N1-South Carolina	3-5-1970
.698	44-63	H-Saint Francis (N.Y.)	1-4-1984
.692	27-39	H-Georgia Tech	1-12-2011
.689	31-45	A-Boston College	2-22-2020
.676	25-37	N2-Iona	11-21-1997
.675	27-40	A-Virginia	2-21-1984
.673	37-55	H-North Carolina-Asheville	1-11-1992
.667	40-60	H-Baylor	12-19-1983
.667	24-36	A-Furman	1-31-1981
.667	28-42	H-South Carolina	12-12-1981
.659	27-41	H-North Carolina-Asheville	12-12-1998

N1 - Charlotte, N.C.; N2 - Fairbanks, Alaska

## BEST FIELD GOAL PERCENTAGES - OPPONENTS

Pct	FG-FGA	Site-Opponent	Date
.714	50-70	N1-Louisiana State	12-20-1969
.684	39-57	N2-North Carolina	2-1-1984
.683	28-41	N3-Gonzaga	11-23-1997
.679	36-53	A-Duke	2-27-1985
.676	23-34	H-Wake Forest	2-26-1971
.667	26-39	A-North Carolina	1-26-1980
.661	41-62	A-Florida State	2-5-2017
.653	32-49	H-NC State	2-1-1969
.647	44-68	A-Duke	1-27-1992
.646	31-48	A-Virginia	1-17-1982
.646	31-48	A-Virginia	2-22-1986
.644	29-45	H-Georgia Tech	1-24-1967
.641	25-39	A-NC State	1-29-1980

N1 - Charlotte, N.C.; N2 - Greensboro, N.C.; N3 - Fairbanks, Alaska

## WORST FIELD GOAL PERCENTAGES - CLEMSON

Pct	FG-FGA	Site-Opponent	Date
.238	15-63	A-Virginia	2-12-1994
.240	12-50	A-Virginia	1-11-1995
.254	15-59	A-Miami (Fla.)	1-18-2006
.259	14-54	H-Virginia	1-12-2019
.260	19-73	H-Duke	1-23-1982
.262	17-65	H-Georgia Tech	2-28-1968
.271	16-59	A-Georgia	12-22-2015
.272	22-81	A-North Carolina	1-9-1992
.273	18-66	A-North Carolina	1-26-1997
.280	14-50	A-Wake Forest	2-12-1997
.280	14-50	H-South Carolina	12-15-2019
.283	15-53	A-Duke	1-8-2013
.283	15-53	H-North Carolina	1-3-2015
.283	15-53	H-Wichita State	3-24-2019

N1 - El Paso, Texas; N2 - Greenville, S.C.; N3 - Greensboro, N.C.; N4 - St. Thomas, Virgin Islands

## WORST FIELD GOAL PERCENTAGES - OPPONENTS

Pct	FG-FGA	Site-Opponent	Date
.180	9-50	H-Wofford	2-6-1996
.200	13-65	A-Wake Forest	1-4-1964
.211	16-76	N1-Florida International	12-29-1987
.211	12-57	H-East Carolina	12-29-2004
.220	9-41	N2-Army	12-29-1993
.226	12-53	H-Radford	11-30-1998
.229	11-48	H-Savannah State	12-17-2010
.237	14-59	H-Georgia	3-10-1999
.237	14-59	H-Wake Forest	2-3-2019
.239	16-67	H-Armstrong State	12-17-1986
.246	15-61	H-Wake Forest	1-15-2013
.250	15-60	H-Stetson	11-16-1998
.258	17-66	N3-Auburn	3-18-2018
.259	14-54	H-North Florida	12-16-2008
.261	12-46	A-South Carolina	12-17-1996
.263	15-57	H-Charleston Southern	12-22-2001

N1 - Tampa, Fla.; N2 - Honolulu, Hawaii; N3 - San Diego, Calif.

## FIELD GOALS MADE - CLEMSON

No	Att	Site-Opponent	Date
52	85	H-Tennessee Tech	12-11-1976
50	79	H-Bowling Green State	11-27-1981
50	78	H-Roanoke	2-26-1977
49	86	N1-Boston College	12-28-1976
49	85	H-Furman	12-1-1976
48	83	H-West Virginia Tech	12-16-1980
48	68	H-Florida Southern	2-28-1976
46	85	H-Georgia Southern	12-17-1979
46	79	H-Colgate	2-1-1979
46	75	H-Texas Christian	11-27-1977
46	74	H-South Carolina	2-8-1981

N1 - Milwaukee, Wis.

## FIELD GOALS MADE - OPPONENTS

No	Att	Site-Opponent	Date
52	NA	A-NC State	2-5-1955
50	105	H-Florida State	1-22-1970
50	70	H-Louisiana State	12-20-1969
47	95	A-South Carolina	2-7-1970
46	87	A-Duke	1-12-1965
46	81	A-Maryland	2-23-1970
46	80	N1-North Carolina	2-13-1970
46	NA	A-NC State	2-20-1954

N1 - Charlotte, N.C.

## FIELD GOAL ATTEMPTS - CLEMSON

No	Made	Site-Opponent	Date
98	31	H-Furman	1-7-1960
94	41	H-Duke	1-11-1962
91	31	H-Furman	1-4-1968
89	40	A-North Carolina	2-10-2008
88	35	H-Furman	1-15-1962
86	49	N1-Boston College	12-28-1976
86	45	H-Catholic	11-24-1978
86	44	H-Wake Forest	2-28-1970
86	40	H-Georgia Tech	2-5-1992
86	39	H-Appalachian State	12-7-1974

N1 - Milwaukee, Wis.

## FIELD GOAL ATTEMPTS - OPPONENTS

No	Made	Site-Opponent	Date
105	50	H-Florida State	1-22-1970
95	47	A-South Carolina	2-7-1970
94	35	H-Austin Peay State	11-29-1975
91	39	A-Duke	1-9-1968
91	34	H-West Virginia Tech	12-16-1980
90	41	H-North Carolina	2-16-1968
90	37	A-Virginia	1-14-1967
88	41	H-Wake Forest	2-13-2002
88	28	N1-Lafayette	12-20-1957

N1 - Charlotte, N.C.

## THREE-POINT GOALS - CLEMSON

No	Att	Site-Opponent	Date
16	28	N2-Puerto Rico-Mayaguez	12-19-2005
16	26	A-Virginia	2-7-2008
15	37	N1-Evansville	12-27-1993
15	30	H-North Carolina	1-30-2018
15	28	A-Maryland	1-20-2002
15	27	H-Western Carolina	12-23-2006
15	23	A-Virginia	1-22-1983
14	34	H-Presbyterian	11-7-2019
14	30	H-Presbyterian	11-13-2009
14	28	H-Georgia Tech	1-24-2001
14	28	A-Minnesota	11-30-2015
14	25	A-Virginia Tech	1-29-2009
13	30	A-Virginia	1-2-2005
13	29	H-Maryland	1-2-2001
13	29	H-USC Upstate	12-2-2015
13	28	H-Mercer	12-10-2016
13	27	H-Virginia Tech	1-22-2017
13	24	A-Charleston Southern	12-1-1993
13	24	H-Florida State	1-12-2007
13	22	A-Virginia Tech	3-1-2006
13	22	A-Pittsburgh	2-12-2002
13	20	H-Winthrop	1-26-1987

N1 - Honolulu, Hawaii; N2 - San Juan, Puerto Rico

## THREE-POINT GOALS - OPPONENTS

No	Att	Site-Opponent	Date
19	42	H-Wake Forest	2-13-2002
19	30	N3-Mississippi State	12-8-2018
17	31	H-Georgia Tech	1-24-2001
17	30	A-Florida State	2-5-2017
17	29	N1-Duke	3-9-2000
16	31	N2-UMass	11-23-2015
15	47	A-Charleston Southern	12-1-1993
15	38	H-George Washington	12-22-1999
15	32	H-Wofford	11-24-2001
15	32	A-Notre Dame	1-7-2017
15	31	A-North Carolina	1-16-2018
15	31	H-NC State	1-15-2002
15	29	H-NC State	1-29-2006
15	25	H-Ohio State	12-1-2004

N1 - Charlotte, N.C.; N2 - Las Vegas, Nev.; N3 - Newark, N.J.

## THREE-POINT ATTEMPTS - CLEMSON

No	Made	Site-Opponent	Date
42	12	A-North Carolina	1-15-1994
38	11	A-Louisville	1-25-2020
38	9	H-North Carolina	1-14-1995
37	15	N1-Evansville	12-27-1993
36	11	A-Virginia Tech	2-21-2018
35	9	A-Virginia Tech	3-4-2020
34	14	H-Presbyterian	11-7-2019
34	9	H-Notre Dame	2-9-2020
33	11	H-Detroit Mercy	11-17-2019
33	9	N2-Villanova	3-21-2008
33	7	H-Georgia Tech	3-7-1993
32	9	H-South Carolina	12-15-2019
32	8	H-Wake Forest	1-11-2006
31	12	A-North Carolina	1-11-2020
31	12	A-Minnesota	11-29-2006
31	11	A-North Carolina	1-16-2018
31	11	H-George Washington	12-22-1999
31	10	H-East Tennessee St.	12-9-2005
31	9	H-Winthrop	12-18-1999
31	9	H-Florida State	1-4-2006
31	9	H-East Carolina	1-3-2009
31	8	H-South Carolina St.	12-13-2016

N1 - Honolulu, Hawaii; N2 - Tampa, Fla.

## THREE-POINT ATTEMPTS - OPPONENTS

No	Made	Site-Opponent	Date
47	15	A-Charleston Southern	12-1-1993
42	19	H-Wake Forest	2-13-2001
40	11	H-Davidson	11-17-2016
38	15	H-George Washington	12-22-1999
38	12	H-Virginia	1-15-2000
37	14	N2-Xavier	3-23-1999
37	8	H-Auburn	3-18-1993
37	6	H-NC State	2-18-2004
35	8	N1-La Salle	3-17-1990
35	8	H-The Citadel	11-25-2000
34	13	A-Syracuse	1-5-2016
34	12	H-North Carolina	2-15-2003
34	10	A-Seton Hall	12-19-1997

N1 - Hartford, Conn.; N2 - New York, N.Y.

## THREE-POINT PERCENTAGES - CLEMSON

Pct	FG-FGA	Site-Opponent	Date
.846	11-13	H-North Carolina	1-31-2004
.800	8-10	N1-Delaware State	12-29-1986
.800	8-10	H-Winthrop	12-19-2002
.786	11-14	H-Georgia Tech	1-12-2011
.750	12-16	N2-UTEP	11-23-2012
.688	11-16	A-Virginia	2-14-1987
.688	11-16	H-Mercer	12-5-1987





# TEAM GAME BESTS

.667	12-18	H-Virginia	2-23-1983
.667	10-15	H-Duke	3-2-1983
.667	10-15	A-Duke	1-4-1995
.667	8-12	H-Maryland	2-22-2005

N1 - Little Rock, Ark.; N2 - Orlando, Fla.

## THREE-POINT PERCENTAGES - OPPONENTS

(Minimum 10 Attempts)

Pct	FG-FGA	Site-Opponent	Date
.909	10-11	A-Duke	2-1-1988
.737	14-19	N3-Gonzaga	11-23-1997
.727	8-11	H-Maryland	2-7-2012
.684	13-19	N1-Evansville	12-27-1994
.667	8-12	A-Maryland	2-19-1983
.667	12-18	A-North Carolina	2-21-1987
.647	11-17	A-Wake Forest	1-24-1993
.643	9-14	A-NC State	1-9-2007
.633	19-30	N4-Mississippi State	12-8-2018
.625	10-16	A-Wake Forest	2-21-1996
.615	8-13	A-Maryland	2-24-2010
.611	11-18	N2-Coppin State	12-21-1990

N1 - Honolulu, Hawaii; N2 - Miami, Fla.; N3 - Fairbanks, Alaska; N4 - Newark, N.J.

## FREE THROWS MADE - CLEMSON

Made	Att	Site-Opponent	Date
40	53	H-Maryland	1-15-1968
40	54	H-The Citadel	12-3-1966
39	51	H-Georgia Tech	1-29-1972
38	46	H-NC State	12-11-1956
38	45	H-Mercer	12-30-1992
37	55	A-Furman	2-24-1955
37	49	N1-North Carolina	12-8-1956
37	48	A-Florida State	2-8-1992
36	48	H-NC State	2-15-1980
36	45	H-Wake Forest	2-27-1969

N1 - Charlotte, N.C.

## FREE THROWS MADE - OPPONENTS

Made	Att	Site-Opponent	Date
47	72	H-Furman	1-29-1955
42	52	A-Wake Forest	2-27-1969
41	59	A-North Carolina	1-28-1998
38	51	A-South Carolina	1-27-1983
38	49	A-Duke	1-31-1990
38	46	A-Virginia Tech	2-6-2010
37	47	N1-North Carolina	3-11-2005
36	52	A-Furman	2-22-1958
36	49	A-Wake Forest	2-4-1955
36	46	A-Presbyterian	12-16-1952
36	46	N2-Auburn	12-21-1966
36	45	H-Wake Forest	2-27-1969
36	45	H-Presbyterian	12-4-1952

N1 - Washington, DC; N2 - Birmingham, Ala.

## FREE THROW ATTEMPTS - CLEMSON

No	Made	Site-Opponent	Date
55	37	A-Furman	2-24-1955
54	40	H-The Citadel	12-3-1966
53	40	H-Maryland	1-15-1968
52	32	H-Georgia State	1-15-1990
51	39	H-Georgia Tech	1-29-1972
50	35	H-Indiana State	1-30-1971
50	32	H-Radford	12-9-1989
49	37	N1-North Carolina	12-8-1956
48	36	H-NC State	2-16-1980
48	33	H-Maryland	2-8-1997

N1 - Charlotte, N.C.

## FREE THROW ATTEMPTS - OPPONENTS

No	Made	Site-Opponent	Date
72	47	H-Furman	1-29-1955
59	41	A-North Carolina	1-28-1998
53	33	H-North Carolina-Charlotte	12-15-1990
52	42	A-Wake Forest	2-18-1969
52	36	A-Furman	2-22-1958
52	34	A-Virginia	2-18-1976
51	38	A-South Carolina	1-27-1983
51	34	H-North Carolina	1-14-1995
50	30	A-Maryland	2-25-1995
49	38	A-Duke	1-31-1990
49	36	A-Wake Forest	2-4-1955
49	35	A-Wake Forest	1-4-1964
49	33	A-Wake Forest	3-1-2003
49	30	A-Furman	2-24-1955

## FREE THROW PERCENTAGES - CLEMSON

(Min. of 15 Attempts)

Pct.	Made-Att	Site-Opponent	Date
1.000	15-15	H-Miami	1-16-2016
.957	22-23	H-Duke	1-7-1997
.947	18-19	N-Miami	3-11-2020
.941	16-17	H-Maryland	1-12-1970
.941	16-17	H-Miami	1-13-2018
.933	14-15	A-George Washington	2-21-1951
.933	14-15	A-Virginia	2-18-1989
.923	24-26	H-South Carolina	11-17-2013

.923	24-26	N1-Duke	3-8-2017
.917	22-24	H-High Point	11-25-2016
.909	20-22	N3-Boston College	3-8-2018
.909	20-22	H-South Carolina	2-7-1987
.906	29-32	H-South Carolina	1-5-1979
.906	29-32	N2-Wake Forest	2-7-1979
.905	19-21	H-Texas A&M	1-7-1995
.905	19-21	H-Wofford	11-21-1999
.900	18-20	A-Boston College	1-3-2018
.900	18-20	H-Duke	2-27-1974
.900	18-20	H-North Carolina	1-13-2010

N1 - Brooklyn, N.Y.; N2 - Greensboro, N.C.

## FREE THROW PERCENTAGES - OPPONENTS

(Min. of 15 Attempts)

Pct.	Made-Att	Site-Opponent	Date
.957	22-23	H-Louisiana-Lafayette	12-22-2017
.952	20-21	A-Minnesota	12-28-1974
.947	18-19	N1-Wake Forest	2-15-1984
.947	18-19	H-Wake Forest	2-22-1995
.941	16-17	N2-Seton Hall	12-4-1990
.941	16-17	H-Wisconsin-Green Bay	12-8-1991
.941	16-17	N3-Duke	3-15-2008
.941	16-17	H-Virginia Tech	1-22-2017
.941	16-17	H-Virginia Tech	2-9-2019
.938	15-16	H-Georgia	12-5-1963
.933	14-15	H-Presbyterian	12-11-1982
.933	14-15	H-NC State	2-10-1991
.933	14-15	A-Georgia Tech	2-23-2016
.931	27-29	A-North Carolina	1-31-1976

N1 - Greensboro, N.C.; N2 - Syracuse, N.Y.; N3 - Charlotte, N.C.

## TOTAL REBOUNDS - CLEMSON

(Includes Team Rebounds)

No	Site-Opponent	Date
71	H-West Virginia Tech	12-16-1980
71	H-Georgia State	1-15-1990
68	H-South Carolina	2-21-1961
65	H-Georgia	1-3-1963
64	H-Furman	2-3-1966
64	H-Duke	2-15-1975
63	H-Virginia	2-3-1961
63	H-Harvard	11-28-1975
63	N1-Florida International	12-29-1987

N1 - Tampa, Fla.

## TOTAL REBOUNDS - OPPONENTS

(Includes Team Rebounds)

No	Site-Opponent	Date
74	A-Florida State	1-22-1970
71	A-South Carolina	2-7-1970
70	H-South Carolina	1-26-1970
68	N1-NC State	1-31-1959
67	A-Creighton	12-15-1962
65	N1-North Carolina	2-16-1968
63	A-Duke	1-9-1968
62	H-The Citadel	11-25-2000
61	A-Duke	3-2-1962

N1 - Charlotte, N.C.

## REBOUND MARGIN - CLEMSON

No	CU-Opp	Site-Opponent	Date
+43	71-28	H-West Virginia Tech	12-16-1980
+39	65-26	H-Georgia	1-3-1963
+34	64-30	H-Duke	2-15-1975
+32	54-22	H-Wake Forest	1-6-1986
+31	59-28	H-Roanoke	2-26-1977
+30	52-22	H-Wagner	12-10-1988
+29	40-11	H-Samford	12-29-2007
+28	68-40	H-South Carolina	2-21-1961
+28	62-34	A-Furman	12-3-1975
+28	53-25	H-E. Tennessee State	12-15-2003

N1 - Greenville, S.C.

## REBOUND MARGIN - OPPONENTS

No	Opp-CU	Site-Opponent	Date
+38	67-29	A-Creighton	12-15-1962
+36	68-32	N1-NC State	1-31-1959
+34	65-31	N1-North Carolina	2-16-1968
+34	74-40	A-Florida State	1-22-1970
+30	53-23	A-Duke	12-4-1965
+30	71-41	A-South Carolina	2-7-1970
+29	52-23	A-Wake Forest	2-1-1965
+29	57-28	A-North Carolina	1-15-1994

N1 - Charlotte, N.C.

## LARGEST VICTORIES - CLEMSON

No	CU-Opp	Site-Opponent	Date
+73	112-39	H-Armstrong State	12-17-1986
+72	78-6	N1-Butler Guards	2-9-1912
+67	108-41	H-Illinois Tech	12-13-1980
+63	125-62	H-Texas Christian	11-27-1977
+59	72-13	H-Erskine	2-19-1916
+58	103-45	H-Prairie View A&M	12-16-1986
+58	117-59	H-Georgia State	1-15-1990
+55	110-55	H-Georgia Southern	12-4-1976
+55	133-78	H-Tennessee Tech	12-11-1976

N1 - Greenville, S.C.

## LARGEST VICTORIES - OPPONENTS

No	CU-Opp	Site-Opponent	Date
+61	54-115	A-Duke	12-3-1954
+60	15-75	A-Georgia	1-31-1913
+55	65-120	A-Wake Forest	2-4-1955
+54	59-113	A-NC State	2-20-1954
+50	10-60	A-Atlanta Agriculture	2-1-1913
+49	18-67	A-Kentucky	1-16-1933
+48	12-60	H-Auburn	1-26-1920
+48	21-69	A-NC State	1-15-1947
+48	61-109	A-Florida State	2-5-2017

## LARGEST ACC VICTORIES - CLEMSON

No	CU-Opp	Site-Opponent	Date
+34	100-66	H-Duke	2-15-1975
+34	82-48	N1-Boston College	3-14-2008
+33	78-45	H-Florida State	2-14-1999
+31	82-51	A-Virginia	2-7-2008
+29	78-49	A-Florida State	2-15-1998
+29	93-64	H-Maryland	2-17-2009
+28	92-64	H-Georgia Tech	2-28-1999

N1-Charlotte, N.C.

## ASSISTS - CLEMSON

No	Site-Opponent	Date
36	H-West Virginia Tech	12-16-1980
36	H-Bowling Green State	11-27-1981
35	H-Saint Francis (N.Y.)	1-4-1984
34	H-Florida State	11-27-1976
34	H-Catholic	11-24-1978
33	N1-Boston College	12-28-1976
32	H-Illinois Tech	12-13-1980
32	H-Duke	2-8-1981

N1 - Milwaukee, Wis.

## ASSISTS - OPPONENTS

No	Site-Opponent	Date
35	A-Georgia Tech	2-1-1968
29	N1-Wake Forest	1-10-1987
29	A-Maryland	2-25-2003
28	A-Georgia Tech	1-6-1971
28	N1-North Carolina	2-1-1984
28	A-North Carolina	2-21-1987
28	*H-Liberty	12-28-2002
27	H-South Carolina	2-9-1985
27	A-North Carolina	1-9-1992
27	A-North Carolina	1-15-1994
27	A-Duke	1-7-2001
27	A-Maryland	1-20-2002

N1 - Greensboro, N.C.; \* - Anderson, S.C.

## BLOCKED SHOTS - CLEMSON

No	Site-Opponent	Date
16	H-Radford	12-9-1989
15	H-Florida International	1-12-1987
14	N1-Florida International	12-29-1987
14	N3-Texas Christian	11-15-2008
14	H-Savannah State	11-25-2008
13	H-Duke	2-23-1977
13	H-Maryland	2-22-2005
12	H-Presbyterian	12-13-1975
12	H-Rider	1-13-1988
12	H-Youngstown State	1-18-1989
12	N2-Saint Mary's	3-16-1989
12	A-American-Puerto Rico	11-24-1989
12	H-Georgia State	1-15-1990
12	H-UNC Greensboro	12-12-1992
12	H-North Carolina	1-17-2007
12	H-Furman	11-12-2007
12	H-Arizona	12-8-2012
12	H-South Carolina	11-17-2013
12	H-Virginia Tech	2-9-2019

N1 - Tampa, Fla.; N2 - Boise, Idaho; N3 - Charleston, S.C.

## BLOCKED SHOTS - OPPONENTS

No	Site-Opponent	Date
11	A-Maryland	1-16-1985
11	N2-Duke	3-11-1994
11	A-Maryland	2-28-2004
11	H-Old Dominion	11-18-2007
10	A-Georgia Tech	1-24-1991
10	A-North Carolina	1-9-1992
10	A-Duke	1-7-2001
10	A-Virginia Tech	3-1-2006
9	A-North Carolina	1-27-1990
9	H-Duke	1-5-1994
9	A-Maryland	1-26-1994
9	N1-Wake Forest	3-4-1976
9	A-Wake Forest	1-21-1995
9	H-Wake Forest	1-23-1997
9	A-Maryland	2-24-1999
9	A-North Carolina	1-17-2001
9	A-Maryland	2-25-2003
9	A-Florida State	1-24-2013
9	A-Florida State	1-30-2016

N1 - Greensboro, N.C.; N2 - Charlotte, N.C.

# TEAM GAME BESTS

## STEALS - CLEMSON

No	Site-Opponent	Date
25	H-Hampton	11-19-2004
25	H-Furman	11-12-2007
20	H-Georgia Southern	12-4-1976
20	H-Western Carolina	2-11-1998
20	H-North Carolina	1-17-2007
19	H-Tennessee Tech	12-11-1976
19	H-Wake Forest	1-12-1991
19	H-North Carolina	1-31-1991
19	H-Morehead State	11-30-1991
19	H-S.C. State	11-23-2005
19	A-Charleston Southern	11-26-2005
19	H-Presbyterian	11-13-2009
19	A-Liberty	11-17-2009

## STEALS - OPPONENTS

No	Site-Opponent	Date
26	A-NC State	1-12-1974
21	N1-North Carolina	1-5-1977
21	H-Virginia Tech	2-8-2006
20	H-East Tennessee State	12-15-2003
17	A-Duke	2-22-1978
17	N1-North Carolina	1-3-1979
17	H-South Carolina	12-6-2003
17	A-Georgia Tech	2-3-2007
N1 - Greensboro, N.C.		

## FEWEST TURNOVERS - CLEMSON

No	Site-Opponent	Date
1	A-NC State	2-20-2016
2	H-South Carolina St.	12-13-2016
3	N1-North Carolina	3-10-1995
4	A-Virginia	1-31-2012
5	H-NC State	3-3-1993
5	N1-Wake Forest	3-9-1996
5	H-Maryland	2-22-2000
5	H-Purdue	11-28-2012
N1 - Greensboro, N.C.		

## FEWEST TURNOVERS - OPPONENTS

No	Site-Opponent	Date
3	A-NC State	2-1-1997
3	H-George Washington	12-22-2000
3	A-Pittsburgh	1-10-2015
4	A-South Carolina	2-11-1984

4	A-Virginia	2-14-1987
4	N4-Temple	11-21-2013
4	A-Notre Dame	3-7-2015
4	A-NC State	1-11-2018
5	H-Virginia	1-11-1986
5	A-Virginia	1-10-1988
5	A-Maryland	2-7-1989
5	H-Cincinnati	12-22-2003
5	H-Virginia Tech	1-27-2013
5	H-Duke	1-11-2014
5	H-Miami (Fla.)	3-4-2014
5	H-Notre Dame	2-8-2016
N1 - Charleston, S.C.		

## FEWEST TURNOVERS - BOTH TEAMS

No	CU-Opp	Site-Opponent	Date
9	6-3	A-NC State	2-1-1997
11	3-8	N2-North Carolina	3-10-1995
11	6-5	H-Delaware State	11-13-2013
11	1-10	A-NC State	2-20-2016
12	9-3	A-Pittsburgh	1-10-2015
13	7-6	N1-South Carolina	3-5-1970
13	9-4	N3-Temple	11-21-2013
13	9-4	A-Notre Dame	3-7-2015
13	7-6	N4-Auburn	3-18-2018
14	6-8	A-Furman	12-30-1966
14	6-8	H-NC State	1-9-1984
14	9-5	H-Virginia	1-11-1986
14	9-5	A-Virginia	1-10-1988
14	5-9	H-NC State	3-3-1993
14	7-7	H-North Carolina	2-18-2001
14	6-8	N1-Florida State	3-7-2002
14	9-5	H-Virginia Tech	1-27-2013
14	7-7	A-Miami	2-18-2017
N1 - Charlotte, N.C.; N2 - Greensboro, N.C.; N3 - Charleston, S.C.; N4 - San Diego, Calif.			

## MOST TURNOVERS - CLEMSON

No	Site-Opponent	Date
41	A-Furman	12-6-1972
38	A-NC State	1-12-1974
36	H-Austin Peay State	11-29-1975
35	A-Purdue	12-5-1973
35	A-Charleston Southern	12-1-1993
30	H-NC State	2-22-1975

30	N1-North Carolina	1-5-1977
30	A-Duke	1-29-2000
N1 - Greensboro, N.C.		

## MOST TURNOVERS - OPPONENTS

No	Site-Opponent	Date
47	H-Appalachian State	12-7-1974
38	A-Purdue	12-5-1973
37	H-Hampton	11-19-2004
37	H-Furman	11-12-2007
36	H-Auburn	11-30-1973
35	H-Georgia Southern	12-4-1976
35	H-Texas Christian	11-25-1977

## MOST TURNOVERS - BOTH TEAMS

No	CU-Opp	Site-Opponent	Date
73	35-38	A-Purdue	12-5-1973
71	41-30	A-Furman	12-6-1972
69	22-47	H-Appalachian State	12-7-1974
66	32-34	H-Furman	1-23-1974
65	38-27	A-NC State	1-12-1974
60	25-35	H-Georgia Southern	12-4-1976
59	35-24	A-Charleston Southern	12-1-1993

## ASSIST/TURNOVER RATIO - CLEMSON

Ratio	Ast-TO	Site-Opponent	Date
16.0	16-1	A-NC State	2-20-2016
5.33	32-6	H-Illinois Tech	12-13-1980
5.00	25-5	H-NC State	3-3-1993
4.20	21-5	H-Florida A&M	11-14-2014
4.00	32-8	H-South Carolina	2-9-1981
3.83	23-6	H-NC State	1-9-1984
3.75	30-8	H-MD-Eastern Shore	2-27-1982
3.66	22-6	H-South Carolina	2-9-1994
3.63	29-8	H-Western Carolina	2-11-1998
3.60	36-10	H-Bowling Green St.	11-27-1981
3.44	31-9	H-Baylor	12-19-1983
3.42	24-7	H-Florida State	2-12-2000
N1 - Greensboro, N.C.			

## ASSIST/TURNOVER RATIO - OPPONENTS

Ratio	Ast-TO	Site-Opponent	Date
5.00	20-4	A-Notre Dame	3-7-2015
4.80	24-5	A-Maryland	2-7-1989
4.75	19-4	A-Virginia	2-14-1987
4.66	14-3	H-George Washington	12-22-1999
4.50	27-6	A-Maryland	1-20-2002
4.33	26-6	A-NC State	2-14-1981
4.25	17-4	A-South Carolina	2-11-1985
4.00	12-3	A-Pittsburgh	1-10-2015
3.75	15-4	A-NC State	1-11-2018
3.43	24-7	A-Marquette	12-20-1980
3.20	16-5	H-Virginia	1-11-1986

## DUNKS - CLEMSON

Dunks	Site-Opponent	Date
16	H-Georgia State	1-15-1990
12	H-Youngstown State	1-18-1989
12	H-Western Carolina	1-17-1990
11	H-Radford	12-9-1989
10	H-Wofford	2-6-1996
10	H-Western Carolina	2-11-1998
10	H-UNC Asheville	12-3-2017

## CHARGES TAKEN - CLEMSON

CT	Site-Opponent	Date
11	H-North Carolina	1-27-1979
9	H-Catholic	11-24-1978
7	H-NC State	1-7-1987
6	H-Florida State	2-29-2020
6	H-Baltimore	2-28-1981
6	H-Maryland	2-29-1980
6	H-Siena	11-30-1979
6	H-Western Carolina	12-16-1978

## OFFENSIVE REBOUNDS - CLEMSON

(Since 1979-80)

Reb	Site-Opponent	Date
33	A-North Carolina	1-9-1992
28	H-Georgia State	1-15-1990
27	A-American-Puerto Rico	12-24-1989
27	A-Florida Atlantic	12-21-1990
26	N1-Florida State	3-4-1999
26	H-Wake Forest	2-13-2002
26	H-South Carolina	12-3-2005
25	H-Georgia State	11-28-1980
25	H-Hofstra	1-20-1990
25	H-Wagner	12-10-1988
25	A-North Carolina	1-26-1997
N1 - Charlotte, N.C.		



JAMES MAYS COLLECTED SIX OF CLEMSON'S RECORD 25 STEALS AGAINST FURMAN IN NOVEMBER 2007.





# TEAM SEASON BESTS

## WINS

1.	1986-87	25-6
2.	<b>2017-18</b>	<b>25-10</b>
	2006-07	25-11
4.	1989-90	24-8
	2007-08	24-10
6.	1979-80	23-9
	1996-97	23-10
	2008-09	23-9
	<b>2013-14</b>	<b>23-13</b>
10.	1976-77	22-6
	2010-11	22-12

## WINNING PERCENTAGE

(Min. 20 games played)

1.	1986-87	25-6	.806
2.	1976-77	22-6	.785
3.	1989-90	24-8	.750
4.	1979-80	23-9	.719
	2008-09	23-9	.719
6.	<b>2017-18</b>	<b>25-10</b>	<b>.714</b>
7.	1951-52	17-7	.708
8.	2007-08	24-10	.706
9.	1996-97	23-10	.697
10.	2006-07	25-11	.694

## GAMES PLAYED

1.	2006-07	36
	<b>2013-14</b>	<b>36</b>
3.	1998-99	35
	<b>2017-18</b>	<b>35</b>
5.	1985-86	34
	1993-94	34
	2007-08	34
	<b>2010-11</b>	<b>34</b>
	<b>2018-19</b>	<b>34</b>
10.	1996-97	33
	<b>2016-17</b>	<b>33</b>

## POINTS

1.	1989-90	2,777
2.	2007-08	2,693
3.	1986-87	2,669
4.	2006-07	2,636
5.	<b>2017-18</b>	<b>2,584</b>
6.	1979-80	2,559
7.	1993-94	2,557
8.	1985-86	2,546
9.	1998-99	2,508
10.	2008-09	2,507

## SCORING AVERAGE

1.	1976-77	86.6
2.	1986-87	86.1
3.	1955-56	86.0
4.	1975-76	83.4
5.	1977-78	82.6
6.	1969-70	80.3
	1974-75	80.3
8.	1979-80	80.0
9.	1988-89	79.8
10.	1989-90	79.3

## SCORING MARGIN

1.	1976-77	+17.7
2.	1986-87	+14.6
3.	2008-09	+10.3
4.	1979-80	+9.8
5.	1989-90	+9.4
	2007-08	+9.4
7.	1977-78	+8.9
	2009-10	+8.9
9.	1980-81	+8.7
10.	1975-76	+8.3

## FIELD GOALS MADE

1.	1989-90	1,060
2.	1985-86	1,020
3.	2006-07	1,017
4.	2007-08	1,000
5.	1979-80	999
6.	1986-87	990
7.	1976-77	978
8.	1975-76	966
9.	1980-81	955
10.	1974-75	935

## FIELD GOAL ATTEMPTS

1.	2007-08	2,191
2.	2006-07	2,170
3.	1989-90	2,148
4.	1985-86	2,146
5.	1955-56	2,004
6.	1993-94	1,984
7.	2008-09	1,971
	<b>2017-18</b>	<b>1,971</b>
9.	1979-80	1,958
10.	2005-06	1,955

## FIELD GOAL PERCENTAGE

1.	1986-87	.529
2.	1977-78	.521
3.	1976-77	.518
4.	1981-82	.514
5.	1975-76	.511
6.	1979-80	.510
	1980-81	.510
8.	1983-84	.504
9.	1978-79	.498
	1988-89	.498

## FREE THROWS MADE

1.	1955-56	624
2.	1979-80	561
3.	1996-97	543
4.	1989-90	540
5.	1998-99	521
6.	1966-67	519
7.	1969-70	513
8.	1967-68	512
9.	1971-72	509
10.	1985-86	506

## FREE THROW ATTEMPTS

1.	1955-56	912
2.	1989-90	886
3.	1998-99	840
4.	1979-80	839
5.	1996-97	799
6.	1993-94	767
7.	1969-70	763
8.	1967-68	755
9.	1997-98	751
10.	1966-67	736

## FREE THROW PERCENTAGE

1.	<b>2017-18</b>	<b>.755</b>
2.	<b>2013-14</b>	<b>.744</b>
3.	1981-82	.734
4.	1956-57	.732
	<b>2018-19</b>	<b>.732</b>
6.	<b>2016-17</b>	<b>.731</b>
7.	1973-74	.725
8.	<b>2015-16</b>	<b>.723</b>
9.	1960-61	.716
	1986-87	.716

## REBOUNDS

1.	1989-90	1,430
2.	1998-99	1,354
3.	1993-94	1,327
4.	1985-86	1,309
5.	2007-08	1,305
6.	1961-62	1,284
7.	<b>2013-14</b>	<b>1,269</b>
8.	2006-07	1,264
9.	<b>2017-18</b>	<b>1,255</b>
10.	1974-75	1,222

## REBOUND AVERAGE

1.	1961-62	47.6
2.	1962-63	45.4
3.	1967-68	44.8
4.	1960-61	44.7
5.	1955-56	44.0
6.	1965-66	43.9
7.	1959-60	43.8
8.	1966-67	43.6
9.	1975-76	42.8
10.	1963-64	42.5

## REBOUND MARGIN

1.	1998-99	+8.2
2.	1975-76	+5.8
3.	2001-02	+5.3
4.	1985-86	+4.9
	1984-85	+4.9
	1974-75	+4.9
7.	1989-90	+4.5
	1996-97	+4.5
9.	1999-00	+4.4
10.	1980-81	+4.3
	1986-87	+4.3

## OFFENSIVE REBOUNDS

(Since 1978-79)

1.	2007-08	536
2.	1998-99	491
3.	1989-90	490
4.	2006-07	489
5.	1993-94	467
6.	2005-06	466
7.	2008-09	462
8.	2004-05	450
9.	2001-02	442
10.	1984-85	429

## ASSISTS

1.	1980-81	636
2.	1985-86	613
3.	1979-80	610
4.	1982-83	603
5.	1989-90	602
6.	1976-77	573
7.	1986-87	572
8.	1983-84	571
9.	2006-07	562
10.	1981-82	557

## ASSISTS/GAME

1.	1980-81	20.52
2.	1976-77	20.46
3.	1983-84	20.39
4.	1981-82	19.89
5.	1982-83	19.45
6.	1979-80	19.06
7.	1986-87	18.45
8.	1985-86	18.03
9.	1988-89	17.57
10.	1989-90	17.20

## STEALS

1.	2005-06	352
2.	2006-07	342
3.	2007-08	334
4.	1989-90	331
5.	2004-05	319
6.	1976-77	305
7.	2009-10	301
8.	1992-93	298
	2008-09	298
10.	<b>2010-11</b>	<b>272</b>

## STEALS/GAME

1.	2005-06	11.00
2.	1976-77	10.89
3.	2004-05	9.97
4.	1992-93	9.93
5.	2007-08	9.82
6.	2006-07	9.50
7.	1989-90	9.45
8.	2009-10	9.41
9.	2008-09	9.31
10.	1990-91	9.28

## BLOCKED SHOTS

1.	1989-90	235
2.	<b>2013-14</b>	<b>221</b>
3.	2006-07	191
4.	1988-89	189
5.	2008-09	187
6.	2007-08	185
7.	1975-76	179
8.	1992-93	173
9.	<b>2017-18</b>	<b>169</b>
10.	1974-75	167
	1987-88	167

## THREE-POINT DISTANCES

1982-83	17-9	(15 ACC games and vs. Presbyterian)
	19-9	(3 games in Alaska Shootout)
1986-87 to 2007-08	19-9	(All games)
2008-09 to 2018-19	20-9	(All games)
2019-20 to present	22-1.75	(All games)

## BLOCKED SHOTS/GAME

1.	1989-90	6.71
2.	1975-76	6.39
3.	1988-89	6.30
4.	<b>2013-14</b>	<b>6.14</b>
5.	2008-09	5.84
6.	1992-93	5.77
7.	1987-88	5.76
8.	1976-77	5.68
9.	2007-08	5.44
10.	1990-91	5.32

## FEWEST TURNS/GAME

1.	<b>2015-16</b>	<b>10.16</b>
2.	<b>2016-17</b>	<b>10.73</b>
3.	<b>2013-14</b>	<b>11.14</b>
4.	<b>2012-13</b>	<b>11.45</b>
5.	1994-95	11.57
6.	1995-96	11.62
7.	<b>2014-15</b>	<b>11.80</b>
8.	<b>2017-18</b>	<b>11.83</b>
9.	<b>2011-12</b>	<b>12.10</b>
10.	<b>2019-20</b>	<b>12.45</b>

## ASSIST/TURNOVER RATIO

1.	1980-81	1.48	(636-430)
2.	1981-82	1.47	(557-378)
3.	1982-83	1.42	(603-424)
4.	1983-84	1.34	(571-425)
5.	<b>2015-16</b>	<b>1.30</b>	<b>(411-315)</b>
6.	1979-80	1.28	(610-476)
7.	1985-86	1.27	(613-483)
8.	1976-77	1.24	(573-462)
9.	1994-95	1.23	(400-324)
10.	1997-98	1.20	(484-403)
	<b>2016-17</b>	<b>1.20</b>	<b>(414-354)</b>

## DUNKS

1.	1989-90	176
2.	1988-89	124
3.	1993-94	115
4.	1992-93	113
5.	2007-08	112
6.	<b>2012-13</b>	<b>110</b>
7.	2009-10	108
8.	<b>2011-12</b>	<b>104</b>
9.	2006-07	100
10.	1987-88	99
	1998-99	99

## CHARGES TAKEN

1.	1978-79	109
2.	1979-80	88
3.	<b>2010-11</b>	<b>61</b>
4.	1980-81	58
5.	1985-86	54
	1996-97	54
7.	2008-09	49
8.	1986-87	48
9.	1999-00	47
10.	1998-99	46

## THREE-POINT GOALS

1.	<b>2017-18</b>	<b>288</b>
2.	2007-08	271
3.	2008-09	256
4.	<b>2019-20</b>	<b>251</b>
5.	2000-01	248
	2006-07	248
7.	1993-94	240
8.	<b>2016-17</b>	<b>239</b>
9.	2005-06	238
	<b>2015-16</b>	<b>238</b>

## THREE-POINT GOALS/GAME

1.	<b>2017-18</b>	<b>8.23</b>
2.	<b>2019-20</b>	<b>8.10</b>
3.	2000-01	8.00
	2008-09	8.00
5.	2007-08	7.97
6.	<b>2015-16</b>	<b>7.68</b>
7.	2005-06	7.44
8.	<b>2016-17</b>	<b>7.24</b>
9.	1993-94	7.06
10.	1994-95	7.04

## THREE-POINT ATTEMPTS

# STATISTICAL TRENDS

Season	Record	Pts	PPG	FG	FGA	FG%	FT	FTA	FT%	REB	REB/G	PF
1956-57	17-7	1,739	72.5	624	1,567	.398	491	671	.732	804	33.5	465
		1,977	82.4	714	1,703	.419	549	778	.706	988	41.2	372
1957-58	8-16	1,650	68.7	636	1,630	.390	378	530	.713	906	37.8	460
		1,723	71.8	644	1,618	.398	435	663	.656	1,006	41.8	391
1958-59	8-16	1,365	56.9	531	1,445	.367	303	445	.681	891	37.1	405
		1,540	64.2	565	1,521	.371	410	561	.731	1,143	47.6	340
1959-60	10-16	1,668	64.2	652	1,744	.374	364	515	.707	1,140	43.8	472
		1,838	70.7	674	1,616	.419	390	697	.703	1,252	48.2	386
1960-61	10-16	1,742	67.0	645	1,625	.385	452	631	.716	1,162	44.7	424
		1,834	70.5	710	1,701	.471	414	603	.687	1,177	45.3	442
1961-62	12-15	1,947	72.1	753	1,836	.410	441	662	.667	1,284	47.6	581
		2,014	74.6	729	1,708	.427	556	794	.700	1,237	45.8	526
1962-63	12-13	1,685	67.4	648	1,590	.408	389	568	.685	1,135	45.4	441
		1,673	66.9	637	1,575	.404	399	584	.683	1,109	44.4	449
1963-64	13-12	1,755	70.2	663	1,592	.416	429	623	.689	1,063	42.5	452
		1,725	69.0	641	1,499	.428	443	621	.713	1,096	43.8	475
1964-65	8-15	1,707	74.2	654	1,449	.451	399	596	.669	942	40.9	498
		1,741	75.7	632	1,434	.441	477	673	.713	893	31.7	635
1965-66	15-10	1,922	76.9	718	1,579	.455	486	696	.698	1,098	43.9	509
		1,834	73.4	681	1,566	.435	472	666	.709	1,052	42.1	521
1966-67	17-8	1,851	74.0	666	1,441	.462	519	736	.705	1,082	43.3	461
		1,758	70.3	664	1,576	.421	430	576	.721	988	39.5	549
1967-68	4-20	1,716	71.5	602	1,520	.396	512	755	.678	1,074	44.8	478
		1,793	82.2	764	1,638	.466	445	625	.712	1,141	47.5	570
1968-69	6-19	1,900	79.2	717	1,672	.429	466	702	.664	986	41.1	510
		2,050	85.4	768	1,545	.497	514	705	.729	1,173	48.9	524
1969-70	7-19	2,089	80.3	788	1,778	.443	513	763	.672	1,040	40.0	487
		2,348	90.3	949	1,864	.509	450	615	.732	1,280	49.2	552
1970-71	9-17	1,531	58.9	538	1,206	.446	455	717	.635	868	33.4	526
		1,714	65.9	626	1,378	.454	462	648	.713	1,000	38.5	565
1971-72	10-16	1,649	63.4	570	1,328	.429	509	719	.708	978	37.6	518
		1,719	66.1	633	1,385	.457	453	645	.702	934	35.9	561
1972-73	12-14	1,816	69.8	701	1,568	.447	414	579	.715	1,039	39.9	551
		1,804	69.4	720	1,590	.453	364	504	.722	1,003	38.6	598
1973-74	14-12	1,777	68.3	734	1,675	.438	309	426	.725	1,079	41.5	555
		1,803	69.3	717	1,571	.456	369	508	.726	972	37.4	505
1974-75	17-11	2,249	80.3	935	1,918	.487	379	565	.671	1,222	42.0	650
		2,018	72.1	762	1,694	.449	494	712	.694	1,097	37.1	595

## LONGEST WINNING STREAKS

### Overall - 17 games (twice)

1. Began with the first game in the 1986-87 season, a 108-91 win over Georgia State on Nov. 28, and ended with a 105-103 loss to Duke on Jan. 24, 1987.
2. Began with the first game of the 2006-07 season, an 83-44 win over Arkansas State on Nov. 10, and ended with a 92-87 loss at Maryland on Jan. 13, 2007.

**Note:** Both winning streaks also most consecutive wins to open season

### Home - 29 games

Began with a 75-58 win over Maryland on Jan. 7, 1989 and ended in a 108-100 loss to UNC Charlotte on Dec. 15, 1990.

### Away - 10 games

Began on Dec. 14, 1986 with a 71-65 win over South Carolina, and ended with a 96-80 loss to North Carolina on Feb. 21, 1987.

### ACC - 7 games

Began with an 80-60 win over N.C. State on Feb. 4, 1967 and ended with a 73-71 loss to Virginia on Feb. 27, 1967.

### ACC Home - 13 games

Began with a 75-58 win over Maryland on Jan. 7, 1989 and ended on Jan. 8, 1991 with a 82-78 loss to Virginia.

### ACC Away - 5 games

Began on Jan. 10, 1987 with a 91-88 overtime win against Wake Forest, and ended on Feb. 21, 1987 with a 96-80 loss to North Carolina.

### Non-Conference - 18 games

Began on Nov. 10, 2006 with an 83-44 win over Arkansas State, and ended with a 78-73 loss in the NIT championship game to West Virginia on Mar. 29, 2007.


### Home Non-Conference - 20 games

Began with a 69-53 win over Louisiana Tech in the first round of the NIT on Mar. 15, 2006 and ended with a 82-72 loss to Charlotte on Jan. 9, 2008.

### Road Non-Conference - 12 games

Began on Nov. 12, 2006 with a 74-70 win over Old Dominion and ended with a 64-60 loss at South Carolina on Dec. 5, 2010.

HORACE GRANT LED THE 1986-87 TEAM TO A 17-GAME WINNING STREAK.





# STATISTICAL TRENDS

Season	Record	Pts	PPG	FG-FGA	Pct.	3FG-FGA	Pct	FT-FTA	Pct	Off	Reb-Avg	PF	AS-TO	CT-D	BS-ST
1975-76	18-10	2,336	83.4	966-1,889	.551			404-600	.673		1,198-42.8	623	458-562		179-245
		2,102	75.1	814-1,834	.444			474-683	.694		1,037-37.0	593	316-534		-227
1976-77	22-6	2,425	86.6	978-1,890	.518			469-702	.668		1,190-42.1	586	473-462		159-305
		1,930	68.9	758-1,794	.423			414-595	.696		1,077-38.5	645	299-599		-219
1977-78	15-12	2,230	82.6	900-1,728	.521			430-617	.697		1,015-37.6	604	465-445		117-228
		1,991	73.7	771-1,664	.463			449-647	.694		965-35.7	602	279-508		-195
1978-79	19-10	2,087	72.0	849-1,733	.490			389-569	.684	347	1,007-34.7	597	447-480	109-62	96-243
		1,901	65.6	747-1,564	.478			407-562	.724		918-31.7	606	331-559		51-210
1979-80	23-9	2,559	80.0	999-1,958	.510			561-839	.669	370	1,173-36.7	631	610-476	88-96	123-270
		2,245	70.2	875-1,844	.475			496-680	.729		1,074-33.4	756	507-578		75-220
1980-81	20-11	2,339	75.5	955-1,873	.510			429-612	.691	390	1,115-36.0	562	636-430	58-90	79-218
		2,070	66.8	820-1,782	.460			430-603	.713		983-31.7	635	442-473		49-220
1981-82	14-14	1,950	69.6	793-1,542	.514			364-496	.734	299	873-31.2	516	574-378	43-31	36-148
		1,825	65.2	726-1,475	.492			373-543	.687		806-28.8	514	395-399		56-198
1982-83	11-20	2,343	75.6	912-1,918	.475	123-283	.435	396-574	.690	344	1,076-34.7	694	603-424	41-36	81-181
		2,418	78.0	887-1,801	.493	86-203	.424	558-782	.713		1,098-35.4	594	503-435		85-180
1983-84	14-14	2,001	71.5	827-1,625	.509			347-504	.688	298	986-35.2	530	571-425	41-45	108-163
		1,907	68.1	742-1,646	.451			423-610	.693		920-32.9	519	428-396		54-180
1984-85	16-13	2,176	75.0	894-1,878	.476			388-589	.659	429	1,157-39.9	549	486-439	44-59	94-185
		2,060	71.0	829-1,774	.467			402-578	.696		1,016-35.0	568	475-453		103-198
1985-86	19-15	2,546	74.9	1,020-2,146	.475			506-719	.704	426	1,309-38.5	632	613-483	54-72	108-202
		2,294	67.5	904-2,012	.449			486-689	.705		1,144-33.6	659	533-510		93-214
1986-87	25-6	2,669	86.1	990-1,873	.529	203-453	.448	486-679	.716	350	1,129-36.4	555	572-480	48-72	137-218
		2,216	71.5	823-1,884	.437	138-341	.405	432-574	.753	320	995-32.1	613	438-476		85-207
1987-88	14-15	2,156	74.3	840-1,667	.504	93-312	.298	383-598	.640	331	1,043-36.0	506	480-463	45-99	167-190
		2,088	72.0	793-1,775	.447	121-327	.370	381-566	.673	348	996-34.3	542	416-417		55-206
1988-89	19-11	2,395	79.8	915-1,837	.498	127-371	.342	438-678	.646	384	1,142-38.1	572	527-486	30-124	189-227
		2,269	75.6	832-1,811	.459	143-368	.389	462-668	.692	328	1,035-34.5	588	506-462		67-223
1989-90	26-9	2,777	79.3	1,060-2,148	.493	117-397	.295	540-886	.609	490	1,430-40.8	663	602-556	30-176	235-331
		2,447	69.3	889-2,170	.410	174-519	.335	495-708	.699	440	1,273-36.4	736	494-598		89-269
1990-91	11-17	2,063	73.7	801-1,735	.462	121-406	.298	340-543	.626	373	1,076-38.4	528	454-436	19-94	149-260
		2,147	76.7	748-1,728	.433	184-463	.397	467-639	.731	397	1,040-37.1	489	425-436		91-267
1991-92	14-14	2,144	76.6	820-1,743	.470	161-422	.382	343-575	.597	412	1,055-37.7	554	454-454	19-73	103-249
		2,133	75.5	748-1,710	.437	159-497	.320	458-652	.702	407	1,056-37.7	499	441-459		98-239
1992-93	17-13	2,376	79.2	876-1,857	.472	192-554	.347	432-649	.666	413	1,121-37.4	536	510-491	26-113	173-298
		2,301	76.7	850-1,889	.450	202-570	.354	399-590	.676	436	1,116-37.2	551	504-503		92-244
1993-94	18-16	2,557	75.2	910-1,984	.459	240-699	.343	497-767	.648	467	1,327-39.0	605	553-570	24-115	144-255
		2,477	72.9	878-2,093	.419	252-706	.357	469-660	.711	452	1,188-34.9	625	511-468		110-276
1994-95	15-13	1,794	64.1	652-1,424	.458	197-554	.356	293-421	.696	288	844-30.1	516	400-324	31-36	47-212
		1,749	62.5	578-1,324	.437	208-602	.346	385-552	.697	285	826-29.5	451	346-369		79-149
1995-96	18-11	1,971	68.0	691-1,551	.446	149-440	.339	440-668	.659	346	999-34.5	535	374-337	22-62	86-199
		1,826	63.0	610-1,435	.425	211-609	.346	395-575	.687	299	898-31.0	560	366-407		82-157
1996-97	23-10	2,249	68.2	774-1,746	.443	158-509	.310	543-799	.680	380	1,155-35.0	633	458-422	54-52	85-228
		2,028	61.5	688-1,611	.427	180-575	.313	472-710	.665	325	1,005-30.5	683	363-492		86-207
1997-98	18-14	2,309	72.2	842-1,783	.472	164-485	.338	461-751	.614	369	1,082-33.8	683	484-403	33-80	90-256
		2,090	65.3	677-1,569	.431	198-547	.362	538-792	.679	334	1,032-32.3	640	359-525		94-186
1998-99	20-15	2,508	71.7	877-1,910	.459	233-665	.350	521-840	.620	491	1,354-38.7	668	527-534	46-99	111-227
		2,263	64.7	769-1,872	.411	244-768	.318	481-711	.677	358	1,066-30.5	742	437-491		96-249
1999-00	10-20	1,933	64.4	680-1,682	.404	189-570	.332	384-572	.671	398	1,173-39.1	614	389-462	47-33	93-146
		2,100	70.0	682-1,667	.409	251-712	.353	485-717	.676	333	1,042-34.7	579	422-341		125-227
2000-01	12-19	2,298	74.1	797-1,879	.424	248-692	.358	456-658	.702	384	1,185-38.2	668	434-496	32-44	69-187
		2,471	79.7	853-1,945	.439	261-751	.348	504-760	.663	417	1,207-38.9	621	512-451		116-239
2001-02	13-17	2,173	72.4	794-1,797	.442	172-543	.317	413-658	.628	442	1,193-41.1	549	426-460	38-71	101-214
		2,214	73.8	769-1,762	.436	256-699	.366	420-615	.683	341	1,039-35.8	595	442-412		92-230
2002-03	15-13	1,916	68.4	685-1,551	.442	135-389	.347	411-626	.657	376	1,004-35.9	536	351-377	33-52	74-199
		1,907	68.1	668-1,542	.433	210-610	.344	361-526	.686	333	943-33.7	585	409-404		89-195
2003-04	10-18	1,839	65.7	649-1,504	.432	134-418	.321	407-645	.631	398	1,050-37.5	523	359-537	40-55	125-191
		1,986	70.9	704-1,648	.427	175-526	.333	403-558	.722	352	940-33.6	594	389-394		85-291
2004-05	16-16	2,294	71.7	832-1,878	.443	198-596	.332	432-719	.601	450	1,186-37.1	652	463-565	39-59	166-319
		2,218	69.3	771-1,764	.437	182-497	.366	494-726	.680	378	1,122-35.1	636	414-589		96-305
2005-06	19-13	2,378	74.3	853-1,955	.436	238-740	.322	434-703	.617	466	1,184-37.0	636	456-497	30-91	142-352
		2,172	67.9	781-1,739	.449	155-441	.351	455-686	.663	360	1,150-35.9	622	376-607		104-270
2006-07	25-11	2,636	73.2	1,017-2,170	.469	248-725	.342	354-612	.578	489	1,264-35.1	606	562-512	45-100	191-342
		2,365	65.7	878-1,954	.449	195-565	.345	414-584	.709	391	1,194-33.2	616	454-625		100-239
2007-08	24-10	2,693	79.2	1,000-2,191	.456	271-728	.372	422-677	.623	536	1,305-38.4	664	535-505	42-112	185-334
		2,372	69.8	860-1,967	.437	171-561	.305	481-671	.717	435	1,229-36.1	609	418-609		120-230
2008-09	23-9	2,507	78.3	912-1,971	.463	256-684	.374	427-621	.688	462	1,189-37.2	575	478-456	49-94	187-298
		2,177	68.0	794-1,842	.431	190-529	.359	399-599	.666	429	1,127-35.2	577	427-549		106-243
2009-10	21-11	2,350	73.4	851-1,878	.453	216-631	.342	432-654	.661	420	1,178-36.8	564	453-480	41-108	151-301
		2,065	64.5	746-1,768	.422	148-503	.294	425-626	.679	381	1,112-34.8	587	384-551		100-263
2010-11	22-12	2,330	68.5	810-1,827	.443	217-630	.344	493-703	.701	384	1,177-34.6	624	445-449	61-92	161-272
		2,086	61.4	724-1,801	.402	193-583	.331	445-627	.710	382	1,122-33.0	641	382-517		105-226
2011-12	16-15	2,001	64.5	736-1,701	.433	171-532	.321	358-534	.670	345	1,018-32.8	499	392-375	24-104	117-231
		1,880	60.6	683-1,585	.431	178-495	.360	336-478	.703	293	994-32.1	506	354-451		84-184
2012-13	13-18	1,907	61.5	697-1,643	.424	157-496	.317	356-544	.654	330	1,034-33.4	497	334-355	5-110	148-208
		1,864	60.1	669-1,613	.415	171-492	.348	355-531	.669	328	1,030-33.2	495	354-394		87-170
2013-14	23-13	2,287	63.5	796-1,879	.424	190-613									


# NCAA TOURNAMENT RECORDS

## INDIVIDUAL RECORDS

Category	Clemson	Opponents
Points:	31 by Gabe DeVoe vs. Kansas, 3-23-2018	36 by Bobby Jackson of Minnesota, 3-20-1997
Field Goals:	10 by Billy Williams vs. Brigham Young, 3-8-1980 by Elden Campbell vs. Saint Mary's, 3-16-1989 by Elden Campbell vs. Arizona, 3-8-1989 by Jerai Grant vs. UAB, 3-15-2011 by Gabe DeVoe vs. New Mexico State, 3-16-2018 by Gabe DeVoe vs. Kansas, 3-23-2018	12 by Lionel Simmons of La Salle, 3-17-1990
Field Goal Attempts:	19 by Billy Williams vs. Brigham Young, 3-8-1980 by Billy Williams vs. UCLA, 3-15-1980	23 by Roshod Johnson of Western Michigan, 3-13-1998
Field Goal % (min. 8 att.):	.875 by Harold Jamison (7-8) vs. Western Michigan, 3-13-1998	.833 by Alan Taylor (10-12) of Brigham Young, 3-8-1980
3-Point Goals:	6 by Gabe DeVoe vs. Auburn, 3-18-18	8 by Roshod Johnson of Western Michigan, 3-13-1998
3-Point Attempts:	11 by K.C. Rivers vs. Villanova, 3-21-2008	15 by Roshod Johnson of Western Michigan, 3-13-1998
Free Throws:	10 by Dale Davis vs. La Salle, 3-17-1990 by Mohamed Woni vs. Minnesota, 3-20-1997	12 by Bobby Jackson of Minnesota, 3-20-1997
Free Throw Attempts:	14 by Dale Davis vs. La Salle, 3-17-1990	13 by Bobby Jackson of Minnesota, 3-20-1997
Free Throw Perfection:	10-10 by Mohamed Woni vs. Minnesota, 3-20-1997	8-8 by Mike Sanders of UCLA, 3-15-1980
Rebounds:	17 by Dale Davis vs. La Salle (3-17-1990), Connecticut, (3-22-1990)	15 by Scott Burrell of Connecticut, 3-22-1990
Offensive Rebounds:	8 by Tom Wideman vs. Tulsa, 3-16-1997	6 by Erick Newman of Saint Mary's, 3-16-1989 by Scott Burrell of Connecticut, 3-22-1990
Assists:	8 by Billy Williams vs. Brigham Young, 3-8-1980	8 by Mike Brooks of Lamar, 3-12-1980
Blocked Shots:	4 by Elden Campbell vs. Saint Mary's, 3-16-1989	4 by Anthony Cook of Arizona, 3-8-1989
Steals:	4 by Terrell McIntyre vs. Western Michigan, 3-13-1998 by Tanner Smith vs. UAB, 3-15-2011	4 by Jason Kimbrough of Western Michigan, 3-13-1998
Minutes:	42 by Merl Code vs. Minnesota, 3-20-1997 by Terrell McIntyre vs. Minnesota, 3-20-1997	49 by Bobby Jackson of Minnesota, 3-20-1997

## TEAM RECORDS

Category	Clemson	Opponents
Points:	84 vs. Minnesota, 3-20-1997 vs. Auburn, 3-18-18	94 by Arizona, 3-8-1989
Field Goals:	33 vs. New Mexico State, 3-16-18	33 by Arizona, 3-8-1989
Field Goal Attempts:	67 vs. UCLA, 3-15-1980	73 by La Salle, 3-17-1990
Field Goal %:	.604 vs. Saint Mary's (32-53), 3-16-1989	.556 by UCLA (30-54), 3-15-1980
3-Point Goals:	12 vs. Missouri, 3-19-2010	12 by UAB, 3-15-2011
3-Point Attempts:	33 vs. Villanova, 3-21-2008	35 by La Salle, 3-17-1990
Free Throws:	28 vs. Tulsa, 3-16-1997	34 by Minnesota, 3-20-1997
Free Throw Attempts:	38 vs. Tulsa, 3-16-1997	45 by Minnesota, 3-20-1997
Free Throw %:	.857 vs. Michigan, 3-19-2009	.778 by Lamar (14-18), 1980
Rebounds:	55 vs. La Salle, 3-17-1990	40 by UCLA, 3-15-1980
Offensive Rebounds:	23 vs. Tulsa, 3-16-1997	16 by Connecticut, 3-22-1990
Assists:	19 vs. UCLA, 3-15-1980 vs. Auburn, 3-18-18	17 by UCLA, 3-15-1980
Turnovers:	23 vs. Lamar, 3-12-1980	20 by Utah State, 3-6-1980
Blocked Shots:	12 vs. Saint Mary's, 3-16-1989	7 by Arizona, 3-8-1989
Steals:	10 vs. UAB, 3-15-2011	11 by La Salle, 3-17-1990 by Minnesota, 3-20-1997



**CLEMSON CLINCHED A SPOT IN THE FINAL 32 FOR FIRST TIME SINCE 1997 WITH A WIN OVER NEW MEXICO STATE IN 2018.**

## CLEMSON'S NCAA TOURNAMENT HISTORY — GAME BY GAME (11-12)

Year	Site	Regional	Seed	Opponent	W	L	Score	Clemson's Top Players
1980	Ogden, Utah	West	6	Utah State	W		76-73	Williams 22 pts, Gilliams 14 pts, Nance 13 pts
	Ogden, Utah	West	6	Brigham Young	W		71-66	Williams 16 pts, Nance 16 pts, 11 reb
	Tucson, Ariz.	West	6	Lamar	W		74-66	Nance 16 pts, Campbell 15 pts, 12 reb
	Tucson, Ariz.	West	6	UCLA		L	74-85	Williams 18 pts, Gilliam 13 pts, 9 reb
1987	Atlanta, Ga.	Southeast	4	Southwest Missouri State		L	59-65	Grant 16 pts, Brown 14 pts, Middleton 11 pts
1989	Boise, Idaho	West	9	Saint Mary's	W		83-70	Campbell 20 pts, Young 19 pts, Davis 18 pts
	Boise, Idaho	West	9	Arizona		L	68-94	Campbell 24 pts, Forrester 21 pts, Cash 13 pts
1990	Hartford, Conn.	East	5	Brigham Young	W		49-47	Campbell 15 pts
	Hartford, Conn.	East	5	La Salle	W		79-75	Davis 26 pts & 17 reb, Tyson 17 pts & 11 reb
	East Rutherford, N.J.	East	5	Connecticut		L	70-71	Davis 15 pts & 17 reb, Campbell 15 pts & 8 reb
1996	Albuquerque, N.M.	West	9	Georgia		L	74-81	Buckner 20 pts, Jurkunas 19 pts
1997	Kansas City, Mo.	Midwest	4	Miami (Ohio)	W		68-56	Buckner 22 pts & 9 reb, Code 12 pts, Iturbe 7 reb
	Kansas City, Mo.	Midwest	4	Tulsa	W		65-59	McIntyre 16 pts, Code 15 pts, Wideman 11 reb
	San Antonio, Texas	Midwest	4	Minnesota		L	84-90^^	Buckner 22 pts, McIntyre 17 pts, Woni 12 pts & 10-10 FTs
1998	Chicago, Ill.	Midwest	6	Western Michigan		L	72-75	Jamison 14 pts & 10 rebs, McIntyre 10 pts, 7 asts, 6 rebs
2008	Tampa, Fla.	Midwest	5	Villanova		L	69-75	Rivers 15 pts, Stitt 14 pts (4-4 on 3-pt goals)
2009	Kansas City, Mo.	South	7	Michigan		L	59-62	Booker 18 pts & 11 rebs; Rivers 13 pts & 9 rebs
2010	Buffalo, N.Y.	East	7	Missouri		L	78-86	Stitt 21 pts, Young 19 pts (combined 9-13 on 3-pt goals)
2011	Dayton, Ohio	East (First Four)	12	UAB	W		70-52	Grant 22 pts, 7 rebs
	Tampa, Fla.	East	12	West Virginia		L	76-84	Young 22 pts, Stitt 16 pts
2018	San Diego, Calif.	Midwest	5	New Mexico State	W		79-68	Mitchell 23 pts, DeVoe 22 pts
	San Diego, Calif.	Midwest	5	Auburn	W		84-53	DeVoe 22 pts, Thomas 18 pts
	Omaha, Neb.	Midwest	5	Kansas		L	76-80	DeVoe 31 pts, 9 rebs; Reed 13 pts; Mitchell 12 pts

^ - overtime; Note: 1990 games vacated.







# NCAA TOURNAMENT RECORDS

Name	Trn	GP	FG-A	Pct	3Pt-A	Pct	FT-A	Pct	Reb	PF	A-T	B-S	Min	Pts	Avg
Zavier Anderson	1	2	0-1	.000	0-0	.000	0-0	.000	5	4	1-6	0-2	20	0	0.0
Catalin Baciu	1	1	0-0	.000	0-0	.000	0-0	.000	0	0	0-0	0-0	1	0	0.0
Jonah Baize	1	1	0-0	.000	0-0	.000	0-0	.000	0	0	0-0	0-0	1	0	0.0
Devin Booker	2	3	9-19	.474	1-3	.333	6-8	.750	19	7	5-5	2-0	70	25	8.3
Trevor Booker	3	3	14-24	.583	0-0	.000	7-15	.467	26	9	7-5	3-5	87	35	11.7
Colby Brown	2	4	0-2	.000	0-0	.000	1-2	.500	2	0	0-1	1-0	14	1	0.3
Michael Brown	1	1	6-7	.857	2-3	.667	0-0	.000	1	3	1-0	2-0	20	14	14.0
Wayne Buckingham	1	3	3-8	.375	0-0	.000	1-4	.250	6	2	0-4	0-0	24	7	2.3
Greg Buckner	3	5	31-61	.510	2-7	.286	18-28	.642	25	13	14-5	1-1	160	72	14.4
Elden Campbell	3	6	36-64	.562	1-2	.500	14-21	.667	36	21	1-18	14-4	170	87	14.5
John Campbell	1	4	14-23	.608			4-12	.333	28	13	4-9	1-1	94	32	8.0
Marion Cash	2	5	15-38	.395	4-8	.500	18-27	.667	21	16	23-19	0-3	168	52	10.4
Brian Chester	1	1	0-0	.000	0-0	.000	0-0	.000	0	0	0-0	0-0	0	0	0.0
Tony Christie	3	5	11-25	.440	4-11	.363	6-11	.554	4	10	3-9	1-2	91	32	6.4
Merl Code	1	3	7-30	.233	4-19	.211	19-23	.830	11	7	4-3	1-1	100	37	12.3
Bobby Conrad	1	4	6-16	.375			10-15	.667	7	16	15-10	0-4	103	22	5.5
Dale Davis	2	5	23-36	.638	0-0	.000	17-26	.654	57	10	2-9	7-6	169	63	12.6
Gabe DeVoe	1	3	28-45	.622	11-23	.478	8-9	.889	15	5	10-8	0-4	102	75	25.0
Chris Dods	1	4	12-23	.521			5-8	.625	6	4	11-12	3-1	83	29	7.3
Mark Donnal	1	3	4-10	.400	1-5	.200	0-0	.000	1	7	2-3	0-0	32	9	3.0
Isaac Fields	1	1	0-0	.000	0-0	.000	0-0	.000	0	0	0-0	0-0	2	0	0.0
Derrick Forrest	2	5	24-48	.500	4-14	.286	6-9	.667	25	12	15-14	4-7	152	58	11.6
Fred Gilliam	1	4	18-32	.563			5-6	.833	20	7	7-4	0-0	98	41	10.3
Horace Grant	1	1	7-11	.636	0-0	.000	2-3	.667	7	3	2-6	0-3	40	16	16.0
Jeral Grant	3	4	20-37	.541	0-0	.000	9-12	.750	24	6	4-4	4-1	106	49	12.3
Cliff Hammonds	1	1	4-10	.400	0-6	.000	0-0	.000	7	2	2-0	0-2	32	8	8.0
Bill Harder	2	2	1-3	.333	1-2	.500	0-0	.000	3	1	0-0	0-0	15	6	3.0
Jeff Holstein	1	1	0-0	.000			0-0	.000	0	0	0-0	0-0	1	0	0.0
Kirkland Howling	2	5	4-18	.222	3-15	.200	3-5	.600	5	5	1-3	0-0	55	14	2.8
Iker Iturbe	2	4	11-29	.380	2-6	.333	8-16	.500	23	11	9-10	0-5	92	32	8.0
Harold Jamison	3	5	12-21	.571	0-0	.000	2-7	.286	32	13	5-9	5-2	117	26	5.2
Anthony Jenkins	1	1	0-2	.000	0-1	.000	0-0	.000	2	0	2-1	0-1	10	0	0.0
Milton Jennings	2	3	4-11	.364	1-5	.200	7-8	.875	7	6	5-3	0-0	41	16	5.3
Danny Johnson	1	1	2-3	.667	2-3	.667	0-0	.000	0	1	0-0	0-0	5	6	6.0
Noel Johnson	1	1	2-5	.400	2-4	.500	0-0	.000	0	2	0-1	0-0	15	6	6.0
Ricky Jones	2	4	3-7	.428			1-3	.333	4	2	3-3	1-0	31	7	1.8
Andrius Jurkunas	2	4	7-14	.500	5-10	.500	1-2	.500	7	6	0-3	1-1	43	20	5.0
Tim Kincaid	1	2	0-5	.000			1-2	.500	1	3	3-4	1-2	19	1	0.5
Shawn Lastinger	1	2	1-3	.333	1-2	.500	0-0	.000	1	1	1-0	0-0	6	3	3.0
Grayson Marshall	1	1	1-2	.500	1-1	1.000	0-0	.000	2	2	5-4	0-0	37	3	3.0
James Mays	1	1	1-2	.500	0-0	.000	2-6	.333	3	5	1-3	0-1	30	4	4.0
Terrell McIntyre	3	5	23-53	.444	6-18	.333	11-11	1.000	11	12	17-11	1-10	190	63	12.6
Larry Middleton	1	1	4-8	.500	0-2	.000	3-3	1.000	3	5	4-1	0-1	27	11	11.0
Johnny Miller	1	1	4-10	.400	2-6	.333	0-0	.000	3	2	2-1	0-1	23	10	10.0
Shelton Mitchell	1	3	13-32	.406	4-10	.400	15-17	.882	10	3	13-4	0-2	102	45	15.0
Larry Nance	1	4	23-48	.479			12-20	.600	37	13	8-13	3-2	126	58	14.5
Bryan Narcisse	2	3	1-3	.333	0-1	.000	0-0	.000	3	6	1-0	0-1	17	2	0.7
Anthony Oliver II	1	3	2-7	.286	2-7	.286	0-0	.000	7	1	1-0	0-2	28	6	2.0
Terrence Oglesby	2	2	2-19	.105	2-15	.133	8-8	1.000	4	5	2-5	0-1	32	14	7.0
Sam Perry	1	1	1-4	.250	0-0	.000	0-0	.000	2	3	0-1	0-0	15	2	2.0
David Potter	3	3	4-17	.235	2-9	.222	2-3	.667	6	10	2-3	0-0	53	12	4.0
Jerry Pryor	2	3	4-10	.400			0-1	.000	6	2	2-1	1-0	47	8	2.7
Marcquise Reed	1	3	19-46	.413	2-10	.200	4-5	.800	18	9	6-7	0-4	102	44	14.7
K.C. Rivers	2	2	9-28	.321	4-16	.250	6-6	1.000	13	4	4-3	2-4	59	28	14.0
Bill Ross	1	4	2-3	.667			0-0	.000	2	0	0-0	0-0	13	4	1.0
Aamir Simms	1	3	6-8	.750	2-2	1.000	0-0	.000	9	3	2-0	3-1	61	14	4.7
David Skara	1	3	6-10	.600	0-1	.000	3-8	.375	14	10	1-2	3-2	60	15	5.0
Tanner Smith	3	4	6-23	.261	0-6	.000	5-6	.833	13	9	8-7	0-6	124	17	4.3
Scott Spencer	1	1	0-1	.000	0-1	.000	0-0	.000	2	2	0-0	0-0	10	0	0.0
Cory Stanton	1	2	2-2	1.000	0-0	.000	0-0	.000	0	1	3-0	0-0	13	4	2.0
Demontez Stitt	4	5	21-48	.438	9-19	.474	9-11	.818	14	14	16-17	3-4	144	60	12.0
Raymond Sykes	2	2	6-8	.750	0-0	.000	0-0	.000	6	3	0-0	2-0	30	12	6.0
Michael Tait	1	1	2-6	.333	2-4	.500	0-0	.000	3	3	2-1	0-0	26	6	6.0
Elijah Thomas	1	3	11-24	.458	0-0	.000	6-10	.600	29	9	6-2	8-1	84	28	9.3
Clyde Trapp	1	2	0-1	.000	0-1	.000	0-0	.000	0	3	0-0	0-0	13	0	0.0
Sean Tyson	1	3	13-25	.520			2-8	.250	18	1	7-5	0-4	63	28	9.3
Vincent Whitt	2	4	2-7	.286	0-0	.000	1-3	.333	9	8	2-1	0-0	38	5	1.3
Tom Wideman	3	5	10-18	.556	0-0	.000	6-12	.500	31	13	10-7	1-2	101	26	5.2
Malik William	1	1	1-1	1.000	0-0	.000	1-2	.500	1	0	0-0	0-0	2	3	3.0
Billy Williams	1	4	31-67	.462			14-18	.778	15	10	16-14	1-4	142	76	19.0
Mitchell Wiggins	1	4	8-17	.470			0-4	.000	8	8	1-1	0-0	56	16	4.0
Mohamed Woni	2	4	4-9	.444	0-0	.000	10-10	1.000	12	6	1-9	1-0	74	18	4.5
Horace Wyatt	1	4	8-18	.444			1-4	.250	18	12	6-6	0-1	90	17	4.3
Andre Young	3	4	17-35	.486	14-28	.500	10-10	1.000	7	5	8-3	0-6	114	58	14.5
David Young	2	5	10-22	.454	6-15	.300	2-2	1.000	7	8	12-10	2-2	95	28	5.6

TERRELL  
McINTYRE  
PLAYED MORE  
MINUTES (190)  
THAN ANY  
TIGER IN NCAA  
TOURNAMENT  
HISTORY.



GABE DeVoe  
HOLDS THE  
HIGHEST SCORING  
AVERAGE IN NCAA  
TOURNAMENT  
HISTORY BY A  
TIGER.



## CLEMSON'S NCAA TOURNAMENT STATISTICAL LEADERS

POINTS			FIELD GOALS			FREE THROW PERCENTAGE			STEALS	
Player		Pts	Player		FGs	Player	FT-A	Pct	Player	Stls
Elden Campbell		87	Elden Campbell		36	Terrell McIntyre	11-11	1.000	Terrell McIntyre	10
Billy Williams		76	Billy Williams		31	Mohamed Woni	10-10	1.000	Derrick Forrest	7
Gabe DeVoe		75	Greg Buckner		31	Andre Young	10-10	1.000	Dale Davis	6
Greg Buckner		72	Gabe DeVoe		28	Terrence Oglesby	8-8	1.000	Tanner Smith	6
Terrell McIntyre		63							Andre Young	6
Dale Davis		63								
SCORING AVERAGE			THREE-POINT GOALS			REBOUNDS			BLOCKED SHOTS	
Player	GP	PPG	Player		3FGs	Player		Rebs	Player	Blks
Gabe DeVoe	3	25.0	Andre Young		14	Dale Davis		57	Elden Campbell	14
Billy Williams	4	19.0	Gabe DeVoe		11	Larry Nance		37	Elijah Thomas	8
Horace Grant	1	16.0	Demontez Stitt		9	Elden Campbell		36	Dale Davis	7
Shelton Mitchell	3	15.0	David Young		6	Harold Jamison		32	Harold Jamison	5
Marcquise Reed	3	14.7	Terrell McIntyre		6					
Elden Campbell	6	14.5								
Larry Nance	4	14.5								
Andre Young	4	14.5								
FREE THROWS			ASSISTS			MINUTES PLAYED				
Player		FTs	Player		Asts	Player		Mins		
Merl Code		19	Marion Cash		23	Terrell McIntyre		190		
Greg Buckner		18	Terrell McIntyre		17	Elden Campbell		170		
Marion Cash		18	Billy Williams		16	Dale Davis		169		
Dale Davis		17	Demontez Stitt		16	Marion Cash		168		

# ACC TOURNAMENT RECORDS

Date	Site	CU Seed	Opponent (Seed)	W/L	Margin	Score	CU Top Scorer	Opp. Top Scorer
3-5-54	Raleigh	7	Maryland (2)	L	-16	59-75	Bill Yarborough (25)	Gene Shue (28)
3-3-55	Raleigh	8	NC State (1)	L	-25	76-101	Bill Yarborough (34)	Ronnie Shavlik (27)
3-1-56	Raleigh	8	NC State (1)	L	-4	84-88	Vince Yockel (25)	John Maglio (27)
3-7-57	Raleigh	8	North Carolina (1)	L	-20	61-81	Brinkley/Yockel (16)	Len Rosenbluth (45)
3-6-58	Raleigh	6	North Carolina (3)	L	-11	51-62	Walt Gibbons (17)	Pete Brennan (22)
3-5-59	Raleigh	7	North Carolina (2)	L	-24	69-93	G. Krajack/E. Krajack (16)	Lee Shaffer (21)
3-3-60	Raleigh	7	Wake Forest (2)	L	-15	59-74	George Krajack (19)	Len Chappell (24)
3-2-61	Raleigh	5	Maryland (4)	L	-16	75-91	Choppy Patterson (28)	Robert Eicher (23)
3-1-62	Raleigh	6	NC State (3)	W	+21	67-46	Brennan/T. Mahaffey (15)	Russ Marvel (12)
3-2-62	Raleigh	6	Duke (2)	W	+5	77-72	Jim Brennan (34)	Art Heyman (27)
3-3-62	Raleigh	6	Wake Forest (1)	L	-11	66-77	Jim Brennan (21)	Len Chappell (31)
2-28-63	Raleigh	4	NC State (5)	L	-1	78-79	Gary Burnisky (15)	Pete Aukstrel (12)
3-5-64	Raleigh	3	Maryland (6)	W	+14	81-67	Nick Milasnovich (30)	George Suder (13)
3-6-64	Raleigh	3	Wake Forest (2)	L	-22	64-86	Jim Brennan (19)	Bob Leonard (25)
3-4-65	Raleigh	6	Maryland (3)	L	-11	50-61	Randy Mahaffey (18)	Gary Ward (18)
3-3-66	Raleigh	3	South Carolina (6)	L	-8	52-60	Garry Helms (17)	Skip Harlieka (22)
3-9-67	Greensboro	4	Wake Forest (5)	L	-2	61-63	Randy Mahaffey (21)	Jerry Montgomery (18)
3-7-68	Greensboro	7	Duke (2)	L	-3	40-43	Randy Mahaffey (16)	Mike Lewis (13)
3-6-69	Charlotte	8	North Carolina (1)	L	-24	70-94	Butch Zatezalo (28)	Clark/Delany (22)
3-5-70	Charlotte	8	South Carolina (1)	L	-1	33-34	Ronnie Yates (12)	Tom Owens (9)
3-11-71	Greensboro	8	North Carolina (1)	L	-35	41-76	Dave Thomas (17)	Lee Dedmon (15)
3-9-72	Greensboro	7	Maryland (2)	L	-2	52-54	Mike Browning (21)	Tom McMillen (16)
3-8-73	Greensboro	6	Maryland (3)	L	-16	61-77	Van Gregg (14)	Jim O'Brien (21)
3-7-74	Greensboro	5	Virginia (4)	L	-5	63-68	Tree Rollins (17)	Gus Gerard (30)
3-6-75	Greensboro	3	Duke (6)	W	+2	78-76	Wayne Croft (20)	Will Hodge (16)
3-7-75	Greensboro	3	North Carolina (2)	L	-5	71-76	Skip Wise (22)	Phil Ford (29)
3-4-76	Landover	4	Wake Forest (5)	W	+13	76-63	Stan Rome (20)	Brown/Shellenberger (14)
3-5-76	Landover	4	North Carolina (1)	L	-8	74-82	Stan Rome (18)	Walter Davis (17)
3-3-77	Greensboro	3	Duke (6)	W	+8	82-74	Stan Rome (19)	Jim Spanarkel (23)
3-4-77	Greensboro	3	Virginia (7)	L	-12	60-72	Tree Rollins (14)	Bobby Stokes (16)
3-1-78	Greensboro	7	Duke (2)	L	-11	72-83	John Campbell (16)	Kenny Denard (22)
3-1-79	Greensboro	5	Maryland (4)	L	-8	67-75	Billy Williams (15)	Albert King (20)
2-28-80	Greensboro	4	Virginia (5)	W	+8	57-49	Williams/Nance (14)	Ralph Sampson (17)
2-29-80	Greensboro	4	Maryland (1)	L	-6	85-91	Billy Williams (19)	Albert King (38)
3-5-81	Landover	6	Wake Forest (3)	L	-9	71-80	Larry Nance (27)	Frank Johnson (32)
3-5-82	Greensboro	7	Virginia (2)	L	-2	54-56	Vince Hamilton (22)	Ralph Sampson (13)
3-11-83	Atlanta	8	North Carolina (1)	L	-26	79-105	Raymond Jones (27)	Doherty/Jordan (28)
3-9-84	Greensboro	8	North Carolina (1)	L	-12	66-78	Murray Jarman (28)	Matt Doherty (22)
3-8-85	Atlanta	6	NC State (3)	L	-7	63-70	Glenn Corbit (22)	Spud Webb (18)
3-7-86	Greensboro	7	Georgia Tech (2)	L	-18	61-79	Horace Grant (22)	Ferrell-Price (20)
3-6-87	Landover	2	Wake Forest (7)	L	-7	62-69	Horace Grant (19)	Bogues/Watson (21)
3-11-88	Greensboro	7	NC State (2)	L	-7	72-79	Elden Campbell (19)	Charles Shackelford (26)
3-10-89	Atlanta	6	Virginia (3)	L	-17	73-90	Dale Davis (21)	John Crotty (18)
3-9-90	Charlotte	1	Wake Forest (8)	W	+9	79-70	Forrest/Tyson (16)	Chris King (21)
3-10-90	Charlotte	1	Virginia (5)	L	-3	66-69	Dale Davis (21)	John Crotty (16)
3-8-91	Charlotte	8	North Carolina (1)	L	-8	59-67	Dale Davis (15)	Hubert Davis (15)
3-12-92	Charlotte	9	Maryland (8)	L	-6	75-81	Chris Whitney (18)	Walt Williams (38)
3-12-93	Charlotte	7	Florida State (2)	W	+12	87-75	Sharone Wright (24)	James Edwards (22)
3-13-93	Charlotte	7	Georgia Tech (6)	L	-8	61-69	Chris Whitney (21)	James Forrest (26)
3-10-94	Charlotte	8	NC State (9)	W	+13	76-63	Devin Gray (23)	Lakista McCuller (14)
3-11-94	Charlotte	8	Duke (1)	L	-13	64-77	Devin Gray (19)	Grant Hill (23)
3-10-95	Greensboro	7	North Carolina (2)	L	-16	62-78	Greg Buckner (15)	Donald Williams (15)
3-8-96	Greensboro	6	North Carolina (3)	W	+2	75-73	Buckner, McIntyre (20)	Jeff McInnis (22)
3-9-96	Greensboro	6	Wake Forest (2)	L	-8	60-68	Greg Buckner (16)	Tim Duncan (22)
3-7-97	Greensboro	4	Maryland (5)	L	-15	61-76	Greg Buckner (17)	Obinna Ekezie (20)
3-6-98	Greensboro	5	Wake Forest (4)	W	+19	75-56	Greg Buckner (21)	Robert O'Kelley (23)
3-7-98	Greensboro	5	Duke (1)	L	-2	64-66	Iker Iturbe (19)	Roshawn McLeod (17)
3-4-99	Charlotte	7	Florida State (8)	L	-2	85-87	Terrell McIntyre (28)	Terrell Baker (28)
3-9-00	Charlotte	9	Duke (1)	L	-31	63-94	Will Solomon (14)	Shane Battier (19)
3-8-01	Atlanta	9	Florida State (8)	W	+2	66-64	Ray Henderson (15)	Antwan Dixon (23)
3-9-01	Atlanta	9	North Carolina (1)	L	-18	81-99	Will Solomon (23)	Jason Capel (23)
3-7-02	Charlotte	9	Florida State	L	-7	84-91	Edward Scott (23)	Delvon Arrington (24)
3-13-03	Greensboro	8	Florida State	L	-11	61-72	Shawan Robinson (14)	Tim Pickett (22)
3-11-04	Greensboro	9	Virginia (8)	L	-4	79-83	Vernon Hamilton (19)	Todd Billet (20)
3-10-05	Washington, D.C.	9	Maryland (8)	W	+12	84-72	Shawan Robinson (24)	Chris McCray (24)
3-11-05	Washington, D.C.	9	North Carolina (1)	L	-7	81-88	Shawan Robinson (17)	Raymond Felton (29)
3-9-06	Greensboro	9	Miami, Fla. (8)	L	-3	63-66	Vernon Hamilton (17)	Guillermo Diaz (22)
3-8-07	Tampa	8	Florida State (9)	L	-1	66-67	Trevor Booker (18)	Al Thornton (25)
3-14-08	Charlotte	3	Boston College (11)	W	+34	82-48	James Mays (15)	Tyrese Rice (15)
3-15-08	Charlotte	3	Duke (2)	W	+4	78-74	Trevor Booker (18)	Greg Paulus (17)
3-16-08	Charlotte	3	North Carolina (1)	L	-5	81-86	K.C. Rivers (28)	Wayne Ellington (24)
3-12-09	Atlanta	5	Georgia Tech (12)	L	-5	81-86	Trevor Booker (17)	Lewis Clinch (32)
3-11-10	Greensboro	6	NC State (11)	L	-2	57-59	Trevor Booker (17)	Tracy Smith (19)
3-11-11	Greensboro	4	Boston College (5)	W	+23	70-47	Demontez Stitt (20)	Joe Trapani (20)
3-12-11	Greensboro	4	North Carolina (1)	L	-5	87-92	Demontez Stitt (25)	Harrison Barnes (40)
3-8-12	Atlanta	7	Virginia Tech (10)	L	-5	63-68	Devin Coleman (15)	Erick Green (24)
3-14-13	Greensboro	11	Florida State (6)	L	-4	69-73	Jordan Roper (18)	Okaro White (24)
3-14-14	Greensboro	6	Georgia Tech (11)	W	+4	69-65	K.J. McDaniels (18)	Trae Golden (23)
3-15-14	Greensboro	6	Duke (3)	L	-1	62-63	Rod Hall (13)	Jabari Parker (18)
3-11-15	Greensboro	8	Florida State (9)	L	-3	73-76	Rod Hall (25)	Xavier Rathan-Mayes (30)
3-9-16	Washington, D.C.	7	Georgia Tech (10)	L	-3	85-88	Jaron Blossomgame (22)	Marcus Georges-Hunt (28)
3-7-17	Brooklyn, N.Y.	12	NC State (13)	W	+14	75-61	Blossomgame/Mitchell (22)	Abu/Rowan (14)
3-8-17	Brooklyn, N.Y.	12	Duke (5)	L	-7	72-79	Jaron Blossomgame (19)	Tatum/Kennard/Jackson (20)
3-8-18	Brooklyn, N.Y.	4	Boston College (12)	W	+8	90-82	Gabe DeVoe (25)	Ky Bowman (23)
3-9-18	Brooklyn, N.Y.	4	Virginia (1)	L	-6	58-64	Shelton Mitchell (18)	Kyle Guy (15)
3-13-19	Charlotte, N.C.	9	NC State (8)	L	-1	58-59	Marcquise Reed (16)	Markell Johnson (23)
3-11-20	Greensboro, N.C.	8	Miami (9)	W	+5	69-64	Al-Amir Dawes (18)	Chris Lykes (21)
3-12-20	Greensboro, N.C.	8	Florida State (1)	Cancelled due to COVID-19				

Note: ^ - one overtime period





# ACC TOURNAMENT RECORDS

VS. BOSTON COLLEGE (3-0)									
Year	W/L	CU	DU	Rd	Site	CU Top Scorer	BC Top Scorer		
2008	W	82	48	Quar	Char.	Mays (15)	Rice (15)		
2011	W	70	47	Quar	Gre.	Stitt (20)	Trapani (20)		
2018	W	90	82	Quar	Brook.	DeVoe (25)	Bowman (23)		
VS. DUKE (4-7)									
Year	W/L	CU	DU	Rd	Site	CU Top Scorer	DU Top Scorer		
1962	W	77	72	Semi	Ral.	Brennan (34)	Heyman (27)		
1968	L	40	43	Quar	Gre.	Mahaffey (16)	Lewis (13)		
1975	W	78	76	Quar	Gre.	Croft (20)	Hodge (16)		
1977	W	78	76	Quar	Gre.	Rome (19)	Spanarkel (23)		
1978	L	72	83	Quar	Gre.	Campbell (16)	Dennard (22)		
1994	L	64	77	Quar	Char.	Gray (19)	Topll (23)		
1998	L	64	66	Quar	Gre.	Iturbe (19)	McLeod (17)		
2000	L	63	94	First	Char.	Solomon (14)	Battier (19)		
2008	W	78	74	Semi	Char.	Booker (18)	Paulus (17)		
2014	L	62	63	Quar	Gre.	Hall (13)	Parker (18)		
2017	L	72	79	Second	Brook.	Blossomgame (19)	Tatum/Kennard/Jackson (20)		
VS. FLORIDA STATE (2-6)									
Year	W/L	CU	GT	Rd	Site	CU Top Scorer	FS Top Scorer		
1993	W	87	75	Quar	Char.	Wright (24)	Edwards (22)		
1999	L	85	87	First	Char.	McIntyre (28)	Baker (28)		
2001	W	66	654	First	Atl.	Henderson (15)	Dixon (23)		
2002	L	84	91	First	Char.	Scott (23)	Arrington (24)		
2003	L	61	72	First	Gre.	Robinson (14)	Pickett (22)		
2007	L	66	67	First	Tam.	Booker (18)	Thomson (25)		
2013	L	69	73	First	Gre.	Roper (18)	White (24)		
2015	L	75	76	Second	Gre.	Hall (25)	Rathan-Mayes (30)		
VS. GEORGIA TECH (1-4)									
Year	W/L	CU	GT	Rd	Site	CU Top Scorer	GT Top Scorer		
1986	L	61	79	Quar	Gre.	Grant (22)	Forrell, Price (20)		
1993	L	61	69	Quar	Char.	Whitney (21)	Forrest (26)		
2009	L	81	85	First	Atl.	Booker (17)	Clinch (32)		
2014*	W	69	65	Second	Gre.	McDaniels (18)	Golden (23)		
2016*	L	85	88	Second	DC	Blossomgame (22)	Georges-Hunt (28)		
VS. MARYLAND (2-9)									
Year	W/L	CU	MD	Rd	Site	CU Top Scorer	MD Top Scorer		
1954	L	59	75	Quar	Ral.	Yarborough (25)	Shue (28)		
1961	L	75	81	Quar	Ral.	Patterson (28)	Eicher (23)		
1964	W	81	67	Quar	Ral.	Milashovich (30)	Suder (13)		
1965	L	50	61	Quar	Ral.	Mahaffey (18)	Ward (18)		
1972	L	53	54	Quar	Gre.	Browning (21)	McMillen (16)		
1973	L	61	77	Quar	Gre.	Gregg (14)	O'Brien (21)		
1979	L	67	75	Quar	Gre.	Williams (15)	King (20)		
1980	L	85	91	Semi	Gre.	Williams (19)	King (38)		
1992	L	75	81	First	Char	Whitney (18)	Williams (38)		
1997	L	67	76	First	Gre.	Buckner (17)	Ekezie (20)		
2005	W	84	72	First	DC	Robinson (24)	McCray (24)		
VS. MIAMI (FLA.) (1-1)									
Year	W/L	CU	UM	Rd	Site	CU Top Scorer	UM Top Scorer		
2006	L	63	66	First	Gre.	Hamilton (17)	Diaz (22)		
2020	W	69	64	Second	Gre.	Dawes (18)	Lykes (21)		
VS. NORTH CAROLINA (1-15)									
Year	W/L	CU	NC	Rd	Site	CU Top Scorer	NC Top Scorer		
1957	L	61	81	Quar	Ral.	Brink (16)	Rosenbluth (45)		
1958	L	51	62	Quar	Ral.	Brennan (22)	Ribbons (17)		
VS. NC STATE (3-7)									
Year	W/L	CU	NCS	Rd	Site	CU Top Scorer	NCS Top Scorer		
1955	L	76	101	Quar	Ral.	Yarborough (34)	Shavik (27)		
1956	L	84	88	Quar	Ral.	Yockel (25)	Maglio (27)		
1962	W	67	46	Quar	Ral.	Brennan, T. Mahaffey (15)	Marvel (12)		
1963	L	78	79	Quar	Ral.	Burnisky (15)	Auksel (12)		
1985	L	63	70	Quar	Atl.	Corbit (22)	Webb (18)		
1988	L	72	79	Quar	Gre.	Campbell (19)	Shackelford (26)		
1994	W	76	63	First	Char.	Gray (19)	McCuller (14)		
2010	L	57	59	First	Gre.	T. Booker (17)	Smith (19)		
2017	W	74	61	First	Brook.	Blossomgame/Mitchell (22)	AbuRowan (14)		
2019	L	58	59	First	Char.	Reed (16)	Johnson (23)		
VS. SOUTH CAROLINA (0-2)									
Year	W/L	CU	SC	Rd	Site	CU Top Scorer	SC Top Scorer		
1966	L	52	60	Quar	Ral.	Helms (17)	Harlicka (22)		
1970	L	33	34	Quar	Char.	Yates (12)	Owens (9)		
VS. VIRGINIA (1-6)									
Year	W/L	CU	VA	Rd	Site	CU Top Scorer	VA Top Scorer		
1974	L	63	68	Quar	Gre.	Rollins (17)	Gerard (30)		
1977	L	60	72	Semi	Gre.	Rollins (14)	Stokes (16)		
1980	W	57	49	Quar	Gre.	Nance, Williams (14)	Sampson (17)		
1982	L	54	56	Quar	Gre.	Hamilton (22)	Sampson (13)		
1989	L	73	90	Quar	Atl.	Davis (21)	Crotty (18)		
1990	L	66	69	Semi	Char.	Davis (21)	Crotty (16)		
2004	L	79	83	First	Gre.	Hamilton (19)	Billet (20)		
2018	L	58	64	Semi	Brook.	Mitchell (18)	Guy (15)		
VS. VIRGINIA TECH (0-1)									
Year	W/L	CU	VA	Rd	Site	CU Top Scorer	VT Top Scorer		
2012	L	63	68	First	Atl.	Coleman (15)	Green (24)		
VS. WAKE FOREST (3-7)									
Year	W/L	CU	WF	Rd	Site	CU Top Scorer	WF Top Scorer		
1960	L	59	74	Quar	Ral.	G. Krajack (19)	Chappell (24)		
1962	L	66	77	Final	Ral.	Brennan (21)	Chappell (31)		
1964	L	64	86	Semi	Ral.	Brennan (19)	Leonard (25)		
1967**	L	61	63	Quar	Gre.	Ra. Mahaffey (21)	Montgomery (18)		
1976	W	76	63	Quar	Lan.	Rome (20)	Shellenberger (14)		
1981	L	71	80	Quar	Lan.	Nance (27)	Johnson (32)		
1987	L	62	69	Quar	Lan.	Grant (19)	Bogues, Watson (21)		
1990	W	79	70	Quar	Char.	Forrest, Tyson (16)	King (21)		
1996	L	60	68	Quar	Gre.	Buckner (16)	Duncan (22)		
1998	W	75	56	Quar	Gre.	Buckner (21)	O'Kelley (23)		

Note: \* - denotes one overtime period

## CLEMSON'S ACC TOURNAMENT SUPERLATIVES

TEAM			OPPONENTS		
CLEMSON			CLEMSON		
Points:	90	vs. Boston College (Quar), 2018	105	by North Carolina (1st), 1983	
Field Goals:	36	vs. Maryland (Semi), 1980	36	by many	
Field Goal Attempts:	83	vs. NC State (1st), 1955	97	by NC State (1st), 1955	
Field Goal Percentage:	.700	vs. South Carolina (14-20) (1st), 1970	.610	by Maryland (36-59) (Semi), 1980	
3-Point Goals:	12	vs. North Carolina (2nd), 2001; Boston College (Quar), 2018	17	by Duke (1st), 2000	
3-Point Attempts:	29	vs. Georgia Tech (2nd), 1993; Georgia Tech (2nd), 2016	33	by Boston College (Quar), 2018	
Free Throws:	30	vs. NC State (1st), 1956	37	by North Carolina (2nd), 2005	
Free Throw Attempts:	43	vs. Maryland (1st), 1954	47	by North Carolina (2nd), 2005	
Free Throw Percentage:	.947	vs. Miami (2nd), 2020	.941	by Duke (16-17) (Semi), 2008	
Rebounds:	55	vs. Wake Forest (1st), 1976	67	by NC State (1st), 1955	
Rebound Margin:	-20	vs. Florida State (1st), 1999	-27	by North Carolina (1st), 1969	
Assists:	24	vs. Maryland (2nd), 1980; vs. North Carolina (1st), 1984	23	by Maryland (2nd), 1980	
Blocked Shots:	11	vs. Maryland (1st), 1992	11	by Duke (2nd), 1994	
Steals:	15	vs. Duke (1st), 1977	15	by Duke (1st), 2000	
INDIVIDUAL			OPPONENTS		
CLEMSON			CLEMSON		
Points:	34	by Bill Yarborough vs. NC State (1st), 1955	45	by Lennie Rosenbluth of North Carolina (1st), 1957	
	34	by Jim Brennan vs. Duke (Semi), 1962			
Field Goals:	15	by Bill Yarborough vs. NC State (1st), 1955	19	by Lennie Rosenbluth of North Carolina (1st), 1957	
Field Goals Attempts:	42	by Bill Yarborough vs. NC State (1st), 1955	31	by Lennie Rosenbluth of North Carolina (1st), 1957	
Field Goal Percentage (Min. 10 Att):	.769	by Glenn Corbit vs. NC State (10-13) (1st), 1985	.833	by Greg Manning of Maryland (12-14) (2nd), 1980	
3-Point Goals:	7	by Will Solomon vs. North Carolina (2nd), 2001	6	by Jason Capel of North Carolina (2nd), 2001	
				by Harrison Barnes of North Carolina (Semi), 2011	
3-Point Attempts:	16	by Terrell McIntyre vs. Florida State (1st), 1999	12	by Walt Williams of Maryland (1st), 1992	
				by Lewis Clinch of Georgia Tech (1st), 2009	
3-Point Percentage:	1.000	by Shelton Mitchell vs. Duke (3-3) (2nd), 2017	1.000	by Mike Dunleavy of Duke (4-4) (1st), 2000	
				by Jason Capel of North Carolina (6-6) (2nd), 2001	
Free Throws:	11	by Vince Yockel vs. NC State (1st), 1956	15	by Phil Ford of North Carolina (Semi), 1975	
				by Marcus Georges-Hunt of Georgia Tech (2nd), 2016	
Free Throw Attempts:	16	by Bill Yarborough vs. Maryland (1st), 1954	18	by Phil Ford of North Carolina (Semi), 1975	
	18	by John Crotty of Virginia (Semi), 1990			
Free Throw Percentage (Min. 10 Att):	.909	by Jim Brennan vs. Wake Forest (10-11) (Semi), 1962	.929	by Keith Booth of Maryland (13-14) (1st), 1997	
		by K.J. McDaniels vs. Georgia Tech (10-11) (2nd), 2014			
Rebounds:	20	by Harold Jamison vs. Florida State (1st), 1999	21	by Lee Shaffer of North Carolina (1st), 1959	
Assists:	11	by Bobby Conrad vs. Maryland (Semi), 1980	13	by Drew Barry of Georgia Tech (2nd), 1993	
Minutes:	50	by Randy Mahaffey vs. Wake Forest (1st), 1967	50	by Paul Long of Wake Forest (1st), 1967	
	50	by Jim Sutherland vs. Wake Forest (1st), 1967	50	by Jerry Montgomery of Wake Forest (1st), 1967	
Blocked Shots:	8	by Sharon Wright vs. Maryland (1st), 1992	10	by Cherokee Parks of Duke (2nd), 1994	
Steals:	6	by Edward Scott vs. Duke (1st), 2000	6	by Mark Price of Georgia Tech (1st), 1986	
		by K.C. Rivers vs. North Carolina (final), 2008			



# NIT RECORDS

CATEGORY		TEAM		OPPONENT	
<b>CLEMSON</b>		<b>CLEMSON</b>		<b>CLEMSON</b>	
Points:	99	vs. Middle Tennessee, 3-13-1986	91	by Providence, 3-15-1975	
Field Goals:	37	vs. Providence, 3-15-1975	36	by Providence, 3-15-1975	
Field Goal Attempts:	73	vs. Temple, 3-12-1981	76	by Middle Tennessee, 3-13-1986	
Field Goal %:	(.654, 34-54)	vs. West Virginia, 3-21-1994	.627	by Providence, 3-15-1975	
3-Point Goals:	10	vs. West Virginia, 3-21-1994	14	by Xavier, 3-23-1999	
		vs. Belmont, 3-25-2014			
3-Point Attempts:	28	vs. California, 3-25-1999	37	by Auburn, 3-18-1993	
Free Throws:	25	vs. Middle Tennessee, 3-13-1986	34	by Temple, 3-12-1981	
Free Throw Attempts:	34	vs. Syracuse, 3-21-2007	47	by Temple, 3-12-1981	
Free Throw % (min. 10 att.):	(.850, 17-20)	vs. Georgia State, 3-18-2014	(.929, 13-14)	by Georgia State, 3-18-2014	
Rebounds:	57	vs. Georgia, 3-10-1999	45	by Wyoming, 3-20-1986	
			45	by Oakland, 3-14-2017	
Rebound Margin:	+22	vs. West Virginia, 3-21-1994	+13	by Oakland, 3-14-2017	
Assists:	23	vs. many	18	by West Virginia, 3-29-2007	
				by Belmont, 3-25-2014	
Turnovers:	20	vs. West Virginia, 3-21-1994	24	by Mississippi, 3-19-2007	
Blocked Shots:	9	vs. Georgia State, 3-18-2014	5	by Oakland, 3-14-2017	
		vs. Illinois, 3-23-2014			
Steals:	14	vs. Mississippi, 3-19-2007	14	by Texas A&M, 3-16-2005	
<b>CLEMSON</b>		<b>INDIVIDUAL</b>		<b>OPPONENT</b>	
Points:	34	by Larry Nance vs. Temple, 3-12-1981	27	by Billy McCaffrey (Vanderbilt), 3-23-1994	
Field Goals:	12	by Horace Grant vs. Georgia, 3-17-1986	12	by Joe Hassett (Providence), 3-15-1975	
				by Gerald Wilkins (UT Chattanooga), 3-15-1985	
Field Goals Attempts:	20	by Devin Gray vs. Vanderbilt, 3-23-1994	22	by Craig Bradshaw (Belmont), 3-25-2014	
		by Terrell McIntyre vs. California, 3-25-1999			
Field Goal % (Min. 10 Att):	(.900, 9-10)	by Devin Gray vs. West Virginia, 3-21-1994	(.750, 12-16)	by Joe Hassett (Providence), 3-15-1975	
3-Point Goals:	6	by Bruce Martin at Virginia Tech, 3-17-1995	6	by many (3), last by Frank Young (West Virginia), 3-29-2007	
3-Point Attempts:	11	by K.C. Rivers vs. West Virginia, 3-29-2007	14	by Bernard Haslett (Southern Mississippi), 3-17-1994	
				by Craig Bradshaw (Belmont), 3-25-2014	
3 Point %:	(1.000, 5-5)	by Corey Wallace vs. West Virginia, 3-21-1994	(1.000, 4-4)	by Billy McCaffrey (Vanderbilt), 3-23-1994	
Free Throws:	12	by Larry Nance vs. Temple, 3-12-1981	10	by Ray Harrison (Georgia), 3-10-1999	
Free Throw Attempts:	15	by Larry Nance vs. Temple, 3-12-1981	14	by Ray Harrison (Georgia), 3-10-1999	
Free Throw % (Min. 10 Att):	(.917, 11-12)	by Horace Grant vs. Middle Tennessee, 3-13-1986	(1.000, 8-8)	by Lavon Williams (Kentucky), 3-7-1979	
Rebounds:	17	by Tom Wideman vs. Butler, 3-18-1999	16	by Ronnie McAdoo (Old Dominion), 3-12-1979	
				by Fennis Dembo (Wyoming), 3-20-1986	
Assists:	13	by Grayson Marshall vs. Middle Tennessee, 3-13-1986	9	by Sean Dent (Wyoming), 3-20-1986	
		by Lou Richie vs. Southern Mississippi, 3-17-1994		by Reece Chamberlain (Belmont), 3-25-2014	
Minutes:	45	by Larry Nance vs. Old Dominion, 3-12-1979	50	by Ronnie McAdoo (Old Dominion), 3-12-1979	
Blocked Shots:	5	by Sharone Wright vs. Auburn, 3-18-1993	4	by Isaiah Brock (Oakland), 3-14-2017	
		by K.J. McDaniels vs. Georgia State, 3-18-2014			
Steals:	5	by Vernon Hamilton vs. Mississippi, 3-19-2007	6	by Thomas Jackson (Butler), 3-18-1999	
		by Cliff Hammonds vs. West Virginia, 3-29-2007			

## CLEMSON'S NATIONAL INVITATION TOURNAMENT HISTORY — GAME BY GAME (19-17)

Date	Site	Opponent	W	L	Margin	Score	Clemson Top Scorer	Opponent Top Scorer
3-15-75	New York, N.Y.	Providence		L	-5	86-91	Stan Rome (20)	Joe Hassett (24)
3-7-79	Lexington, Ky.	Kentucky	W		+1	68-67 OT	Billy Williams (16)	Kyle Macy (21)
3-12-79	Clemson, S.C.	Old Dominion		L	-2	59-61 OT	Billy Williams (14)	Ronnie McAdoo (14)
3-12-81	Clemson, S.C.	Temple		L	-8	82-90	Larry Nance (34)	Keith Parham (25)
3-12-82	Clemson, S.C.	Mississippi		L	-4	49-53	Horace Wyatt (14)	Carlos Clark (25)
3-15-85	Chattanooga, Tenn.	UT Chattanooga		L	-2	65-67	Grant/Hamilton (16)	Gerald Wilkins (26)
3-13-86	Clemson, S.C.	Middle Tennessee	W		+18	99-81	Horace Grant (33)	Kim Cooksey (25)
3-17-86	Athens, Ga.	Georgia	W		+12	77-65	Grant, Corbit (24)	Donald Hartry (17)
3-20-86	Laramie, Wyo.	Wyoming		L	-5	57-62	Grayson Marshall (19)	Fennis Dembo (19)
3-18-88	Hattiesburg, Miss.	Southern Mississippi		L	-5	69-74	Elden Campbell (16)	David Hamilton (18)
3-18-93	Clemson, S.C.	Auburn	W		+12	84-72	Devin Gray (23)	Wesley Person (28)
3-22-93	Birmingham, Ala.	Alabama-Birmingham		L	-1	64-65	Sharone Wright (18)	Robert Shannon (19)
3-17-94	Clemson, S.C.	Southern Mississippi	W		+11	96-85	Andre Bovain (20)	Bernard Haslett (22)
3-21-94	Morgantown, W.Va.	West Virginia	W		+17	96-79	Devin Gray (22)	Perviree Green (22)
3-23-94	Nashville, Tenn.	Vanderbilt		L	-15	74-89	Sharone Wright (15)	Bill McCaffrey (27)
3-17-95	Blacksburg, Va.	Virginia Tech		L	-8	54-62	Bruce Martin (18)	D. Watlington (20)
3-10-99	Clemson, S.C.	Georgia	W		+20	77-57	Terrell McIntyre (19)	Jumaine Jones (20)
3-16-99	Piscataway, N.J.	Rutgers	W		+10	78-68	Terrell McIntyre (16)	Dahntay Jones (20)
3-18-99	Clemson, S.C.	Butler	W		+20	89-69	Harold Jamison (26)	Thomas Jackson (17)
3-23-99	New York, N.Y.	Xavier	W		+3	79-76	Terrell McIntyre (20)	Gary Lumpkin (16)
3-25-99	New York, N.Y.	California		L	-1	60-61	Terrell McIntyre (17)	Geno Carlisle (16)
3-16-05	College Station, Texas	Texas A&M		L	-8	74-82	Cliff Hammonds (26)	Joseph Jones (25)
3-15-06	Clemson, S.C.	Louisiana Tech	W		+16	69-53	Akin Akingbala (16)	Paul Millsap (19)
3-20-06	Louisville, Ky.	Louisville		L	-6	68-74	Akin Akingbala (19)	Taquan Dean (20)
3-14-07	Clemson, S.C.	East Tennessee St.	W		+7	64-57	K.C. Rivers (17)	Courtney Pigram (25)
3-19-07	Clemson, S.C.	Mississippi	W		+21	89-68	Trevor Booker (21)	Todd Abernethy (18)
3-21-07	Clemson, S.C.	Syracuse	W		+4	74-70	K.C. Rivers (29)	Eric Devendorf (23)
3-27-07	New York, N.Y.	Air Force	W		+1	68-67	K.C. Rivers (19)	Nick Welch (16)
3-29-07	New York, N.Y.	West Virginia		L	-5	73-78	K.C. Rivers (18)	Frank Young (24)
3-18-14	Clemson, S.C.	Georgia State	W		+12	78-66	K.J. McDaniels (30)	R.J. Hunter (15)
3-23-14	Clemson, S.C.	Illinois	W		+1	50-49	K.J. McDaniels (12)	Rayvonte Rice (15)
3-25-14	Clemson, S.C.	Belmont	W		+5	73-68	Harrison, McDaniels (16)	Craig Bradshaw (21)
4-1-14	New York, N.Y.	SMU		L	-6	59-65	Rod Hall (18)	Markus Kennedy (21)
3-14-17	Clemson, S.C.	Oakland		L	-5	69-74	Jaron Blossomgame (24)	Martez Walker (23)
3-19-19	Clemson, S.C.	Wright State	W		+6	75-69	Marcquise Reed (24)	Bill Wampler (17)
3-24-19	Clemson, S.C.	Wichita State		L	-8	55-63	Marcquise Reed (18)	Jaime Echenique (18)





# ACC BESTS & NCAA STAT RANKINGS

Opponent	Points
Boston College	128 (N), 12-28-1976
Duke	103 (H), 1-24-1987
Florida State	108 (H), 11-27-1976
Georgia Tech	106 (H), 2-22-1966
Louisville	75 (A), 12-18-1974
Miami (Fla.)	98 (N), 1-5-1956
North Carolina	99 (H), 1-28-1987
	99 (H), 1-14-1956
NC State	103 (H), 2-21-1976
Notre Dame	83 (H), 2-8-2016
Pittsburgh	78 (H), 3-8-2014
Syracuse	74 (A), 1-5-2016
Virginia	104 (H), 1-10-1970
Virginia Tech	87 (H), 1-22-1966
Wake Forest	104 (H), 2-28-1970

Opponent	Points
Boston College	25, Gabe DeVoe (N), 3-8-2018
Duke	38, Bill Yarborough (H), 1-11-1956
Florida State	36, Edward Scott (H), 2-23-2002
Georgia Tech	41, Will Solomon (H), 1-24-2001
Louisville	24, Marquise Reed (H), 1-6-2018
Miami (Fla.)	28, K.C. Rivers (A), 12-21-2008
North Carolina	35, Butch Zatezalo (N), 2-15-1969
NC State	43, Butch Zatezalo (N), 2-14-1970
Notre Dame	30, K.J. McDaniels (A), 2-11-2014
	30, Jaron Blossomgame (H), 2-8-2016
Pittsburgh	25, Gabe DeVoe (H), 2-8-2018
Syracuse	32, Tevin Mack (H), 1-28-20
Virginia	43, Will Solomon (H), 1-15-2000
Virginia Tech	33, Butch Zatezalo (A), 1-25-1969
Wake Forest	46, Butch Zatezalo (A), 2-18-1969

## TEAM BESTS

Field Goal Percentage	Victory Margin
.698 (31-45), (A), 2-22-20	+52 (128-76), (N), 12-28-1976
.655 (36-55), (H), 2-28-1990	+34 (100-66), (H), 2-15-1975
.579 (44-76), (H), 11-27-1976	+33 (78-45), (H), 2-15-1999
.692 (27-39), (H), 1-12-2011	+29 (98-69), (H), 1-8-1977
.447 (30-67), (A), 12-18-1974	+5 (74-69), (H), 1-6-2018
.509 (29-57), (H), 12-20-1994	+20 (75-55), (H), 12-20-1994
.592 (29-49), (A), 1-27-1982	+20 (93-73), (H), 1-29-1977
.620 (31-50), (H), 1-31-1998	+22 (92-70), (H), 2-22-1975
.525 (31-59), (H), 2-8-2016	+22 (95-73), (H), 1-29-1994
.474 (27-57), (H), 3-8-2014	+9 (67-58), (H), 1-20-2018
.538 (28-52), (A), 1-5-2016	+24 (72-48), (H), 2-8-2018
.675 (27-40), (A), 2-21-1984	+13 (66-53), (H), 1-17-2015
.524 (23-45), (A), 1-23-1971	+31 (82-51), (A), 2-7-2008
.596 (31-52), (H), 2-8-1978	+19 (75-54), (H), 2-14-2015
	+27 (87-61), (A), 1-4-1964
	+27 (91-64), (H), 1-6-1986

## INDIVIDUAL BESTS

Rebounds
13, Trevor Booker (A), 2-10-2009
20, Horace Grant (H), 2-26-1986
20, Harold Jamison (N), 3-4-1999
20, Tree Rollins (H), 1-8-1977
20, Dale Davis (A), 3-3-1990
12, Sidy Djitte (H), 1-10-2016
16, Trevor Booker (A), 12-21-2008
21, Earle Maxwell (N), 2-18-1961
21, Dale Davis (H), 2-1-1989
18, Richie Mahaffey (A), 2-3-1968
18, Dale Davis (H), 2-12-1990
13, K.J. McDaniels (A), 2-11-2014
11, Elijah Thomas (H), 2-8-2018
12, Jaron Blossomgame (H), 1-17-2015
21, David Angel (H), 1-27-1973
18, Ken Gardner (H), 1-22-1966
20, Horace Grant (H), 2-18-1987

TEVIN MACK  
SCORED A CAREER-  
HIGH 32 POINTS  
(THE MOST BY A  
TIGER) IN A 71-70  
WIN AGAINST  
SYRACUSE ON JAN.  
28, 2020.



## CLEMSON IN THE FINAL TOP 25 NCAA STATISTICAL RANKINGS

YEAR	PLAYER/TEAM	RANK	CATEGORY	STAT
1954-55	Bill Yarborough	4th	Scoring	28.3
1955-56	Clemson	9th	Scoring	86.0
1956-57	Clemson	9th	Free Throw Percentage	.732
1959-60	Choppy Patterson	16th	Free Throw Percentage	.812
1960-61	Choppy Patterson	8th	Free Throw Percentage	.844
1962-63	Jim Brennan	20th	Free Throw Percentage	.828
1965-66	Jim Sutherland	14th	Free Throw Percentage	.850
1966-67	Jim Sutherland	4th	Free Throw Percentage	.897
1968-69	Butch Zatezalo	14th	Scoring	25.8
1975-76	Clemson	10th	Field Goal Percentage	.551
1976-77	Tree Rollins	12th	Rebounds/Game	12.8
	Clemson	7th	Field Goal Percentage Defense	.423
	Clemson	2nd	Scoring Margin	17.7
	Clemson	14th	Scoring	86.6
1977-78	Clemson	13th	Field Goal Percentage	.521
1979-80	Clemson	16th	Scoring Margin	+9.8
1981-82	Clemson	20th	Free Throw Percentage	.734
1983-84	Clemson	1st	Assists/Game	20.5
1984-85	Clemson	22nd	Rebound Margin	4.9
	Grayson Marshall	20th	Assists/Game	6.6
1985-86	Horace Grant	10th	Rebounds/Game	10.5
	Grayson Marshall	13th	Assists/Game	7.7
1986-87	Horace Grant	3rd	Field Goal Percentage	.656
	Michael Tait	10th	3-Point Field Goal Percentage	.510
	Grayson Marshall	15th	Assists/Game	7.4
	Clemson	4th	Scoring	86.1
	Clemson	15th	3-Point Field Goal Percentage	.448
	Clemson	7th	3-Point Field Goals/Game	6.5
1987-88	Elden Campbell	10th	Field Goal Percentage	.629
	Elden Campbell	8th	Blocked Shots/Game	3.0
1988-89	Dale Davis	3rd	Field Goal Percentage	.670
	Elden Campbell	9th	Blocked Shots/Game	2.9
1989-90	Dale Davis	13th	Rebounds/Game	11.3
	Dale Davis	10th	Field Goal Percentage	.625
	Elden Campbell	16th	Blocked Shots/Game	2.8
	Clemson	24th	Scoring Margin	+9.4
1989-90	Clemson	10th	Field Goal Percentage Defense	.410
1990-91	Dale Davis	10th	Rebounds/Game	12.1
	Dale Davis	17th	Blocked Shots/Game	2.8
1992-93	Sharone Wright	2nd	Blocked Shots/Game	4.1
	Sharone Wright	20th	Rebounds/Game	10.5
	Chris Whitney	24th	Assists/Game	6.4
1993-94	Sharone Wright	19th	Rebounds/Game	10.6
	Sharone Wright	15th	Blocked Shots/Game	4.13
1994-95	Clemson	6th	Scoring Defense	62.5
1995-96	Clemson	12th	Scoring Defense	63.0
1996-97	Clemson	19th	Scoring Defense	61.5
1998-99	Harold Jamison	18th	Rebounds/Game	9.9
1999-00	Clemson	8th	Rebound Margin	+8.2
	Will Solomon	16th	Scoring	20.9
	Will Solomon	17th	3-Point Field Goals/Game	3.2
2000-01	Will Solomon	19th	3-Point Field Goals/Game	3.17
2001-02	Edward Scott	3rd	Assists/Game	7.9
2003-04	Sharrod Ford	21st	Blocked Shots/Game	2.3
2004-05	Clemson	7th	Steals/Game	10.3
	Clemson	20th	Blocked Shots/Game	5.2
2005-06	Clemson	2nd	Steals/Game	11.0
	Shawan Robinson	3rd	Free Throw Percentage	.913
	Vernon Hamilton	15th	Steals/Game	2.7
2006-07	Clemson	12th	Steals/Game	9.5
	Clemson	21st	Blocked Shots/Game	5.3
2007-08	Clemson	4th	Steals/Game	9.8
	Clemson	18th	Blocked Shots/Game	5.4
	Clemson	19th	Scoring	79.2
2008-09	Clemson	7th	Steals/Game	9.3
	Clemson	10th	Blocked Shots/Game	5.8
	Clemson	16th	Scoring Margin	+10.3
	Clemson	17th	Scoring	78.3
	Trevor Booker	22nd	Rebounds/Game	9.7
2009-10	Clemson	8th	Steals/Game	9.4
	Clemson	10th	3-Point Percentage Defense	.294
2010-11	Clemson	24th	Scoring Defense	61.4
	Andre Young	21st	Assist-to-Turnover Ratio	2.55
2013-14	Clemson	1st	3-Point Percentage Defense	.285
	Clemson	5th	Scoring Defense	58.4
	Clemson	8th	Total Blocks	221
	Clemson	8th	Blocked Shots/Game	6.1
	Clemson	17th	Field Goal Percentage Defense	.395
	K.J. McDaniels	24th	Blocked Shots/Game	2.8
2015-16	Clemson	14th	Fewest Turnovers/Game	10.2
	Clemson	19th	Blocked Shots/Game	5.2
	Clemson	23rd	Scoring Defense	64.5
	Jordan Roper	17th	Assist-to-Turnover Ratio	3.03
2016-17	Clemson	6th	Fewest Fouls	501
	Clemson	7th	Personal Fouls/Game	14.9
	Clemson	25th	Turnover Margin	+3.2
	Clemson	18th	Turnovers/Game	9.5
	Marquise Reed	12th	Free Throw Percentage	.906
	Sidy Djitte	12th	Offensive Rebounds/Game	3.80
2017-18	Clemson	20th	Field Goal Percentage Defense	.406
	Clemson	25th	Total Blocks	169
	Elijah Thomas	15th	Total Blocks	79
2018-19	Clemson	24th	Scoring Defense	63.9
	Marquise Reed	25th	Steals/Game	2.13
	Elijah Thomas	20th	Total Blocks	74
	Elijah Thomas	15th	Field Goal Percentage	.612

# RECORD BY DAY

Day	Home	Away	Neutral	Overall	Win %	Day	Home	Away	Neutral	Overall	Win %
Nov. 5	0-1	---	---	0-1	.000	Jan. 1	2-0	1-2		3-2	60.0
Nov. 7	1-0	---	---	1-0	100.0	Jan. 2	7-3	0-11	2-0	9-14	39.1
Nov. 6	1-0	---	---	1-0	100.0	Jan. 3	6-5	4-11	0-1	10-17	37.0
Nov. 8	1-0	---	---	1-0	100.0	Jan. 4	6-5	8-9	0-1	14-15	48.3
Nov. 9	1-0	---	---	1-0	100.0	Jan. 5	3-7	7-9	1-1	11-17	39.3
Nov. 10	2-0		1-0	3-0	100.0	Jan. 6	7-4	1-10	0-1	8-15	34.8
Nov. 11	2-0		1-0	3-0	100.0	Jan. 7	8-10	5-9		13-19	40.6
Nov. 12	3-0	2-0		5-0	100.0	Jan. 8	7-6	4-8		11-14	44.0
Nov. 13	4-0			4-0	100.0	Jan. 9	5-7	2-9		7-16	30.4
Nov. 14	3-0		1-0	4-0	100.0	Jan. 10	8-4	6-11		14-15	48.3
Nov. 15	3-0	1-0	2-0	6-0	100.0	Jan. 11	10-10	6-11		16-21	43.2
Nov. 16	1-0	2-0	2-0	5-0	100.0	Jan. 12	9-8	3-18		12-26	31.6
Nov. 17	4-0	1-0	3-0	8-0	100.0	Jan. 13	14-5	1-12		15-17	46.9
Nov. 18	2-0		0-1	2-1	66.7	Jan. 14	9-8	9-6	0-1	18-15	54.5
Nov. 19	5-1		3-1	8-2	80.0	Jan. 15	9-9	3-10		12-19	38.7
Nov. 20		1-0	1-2	2-2	50.0	Jan. 16	9-6	3-14		12-20	37.5
Nov. 21	5-1	0-1	2-3	7-5	58.3	Jan. 17	7-5	5-12		12-17	41.4
Nov. 22	0-1	1-0	4-1	5-2	71.4	Jan. 18	14-4	3-7		17-11	60.7
Nov. 23	4-0		1-3	5-3	62.5	Jan. 19	7-10	1-12		8-22	26.7
Nov. 24	8-0	1-0	3-1	12-1	92.3	Jan. 20	9-5	1-10		10-15	40.0
Nov. 25	7-0		4-0	11-0	100.0	Jan. 21	7-7	5-8		12-15	44.4
Nov. 26	6-2	1-1	2-3	9-6	60.0	Jan. 22	7-4	3-7		10-11	47.6
Nov. 27	5-0		2-2	7-2	77.7	Jan. 23	4-8	3-6		7-14	33.3
Nov. 28	11-0	2-0	0-2	13-2	86.7	Jan. 24	7-6	1-11		8-17	32.0
Nov. 29	9-1	4-0	2-1	15-2	88.2	Jan. 25	6-5	2-7		8-12	40.0
Nov. 30	11-2	1-1	1-0	13-3	81.3	Jan. 26	7-5	4-8		11-13	45.8
Dec. 1	10-2	2-5	0-1	12-8	60.0	Jan. 27	8-4	0-8		8-12	40.0
Dec. 2	11-1	4-4	1-1	16-6	72.7	Jan. 28	8-6	6-8		14-14	50.0
Dec. 3	13-2	1-8		14-10	58.3	Jan. 29	10-4	4-8		14-12	53.8
Dec. 4	10-5	0-3	1-2	11-10	52.4	Jan. 30	12-2	4-5	0-1	16-8	66.7
Dec. 5	11-3	3-4		14-7	66.7	Jan. 31	7-5	1-14	0-1	8-20	28.6
Dec. 6	8-4	2-2	1-0	11-6	64.7	Feb. 1	11-1-1	6-17	0-1	17-19-1	47.3
Dec. 7	8-1	2-3	0-1	10-5	66.7	Feb. 2	11-6	5-11		16-17	48.5
Dec. 8	3-3	2-4	1-2	6-9	40.0	Feb. 3	10-6	3-9		13-15	46.4
Dec. 9	7-2	0-3		7-5	58.3	Feb. 4	11-4	6-9	0-1	17-14	54.8
Dec. 10	5-0	0-4	1-0	6-4	60.0	Feb. 5	5-4	6-11		11-15	42.3
Dec. 11	7-2	1-2		8-4	66.7	Feb. 6	8-8	4-15		12-23	34.3
Dec. 12	4-1	0-5		4-6	40.0	Feb. 7	6-6	7-7	1-0	14-13	51.9
Dec. 13	5-6	0-1	1-1	6-8	42.8	Feb. 8	12-9	4-9		16-18	47.1
Dec. 14	13-1	3-2		16-3	84.2	Feb. 9	6-8	7-8	1-1	14-17	45.2
Dec. 15	11-4	0-5		11-9	55.0	Feb. 10	6-6	7-14	0-1	13-21	38.2
Dec. 16	12-2	7-5	3-1	22-8	73.3	Feb. 11	3-3	6-6	0-1	9-10	47.4
Dec. 17	11-2	8-7	1-1	20-10	66.7	Feb. 12	8-8	6-13	0-2	15-22	40.5
Dec. 18	8-4	5-6	1-1	14-11	60.8	Feb. 13	9-6	5-7	0-2	14-15	48.3
Dec. 19	9-1	4-5	7-3	20-9	68.9	Feb. 14	18-4	6-15	1-2	25-21	54.3
Dec. 20	5-1	1-4	7-2	13-7	65.0	Feb. 15	13-5	10-8	0-4	23-17	57.5
Dec. 21	2-0	3-2	5-5	10-7	58.8	Feb. 16	10-5	3-13	1-3	14-21	40.0
Dec. 22	8-2	3-3	1-3	12-8	60.0	Feb. 17	12-2	4-8	1-3	17-13	56.7
Dec. 23	2-0	1-0	1-2	4-2	66.7	Feb. 18	8-10	3-12	1-2	12-24	33.3
Dec. 25		0-1		0-1	0.0	Feb. 19	3-5	3-12	1-2	7-19	26.9
Dec. 26	1-0			1-0	100.0	Feb. 20	7-7	6-12	1-1	14-20	41.2
Dec. 27	1-0	0-2	3-3	4-5	44.4	Feb. 21	10-7	8-14		18-21	46.2
Dec. 28	5-0	2-6	12-5	19-11	63.3	Feb. 22	10-4	8-8		18-12	60.0
Dec. 29	5-1	2-1	16-8	23-10	69.7	Feb. 23	13-6	3-9	0-1	16-16	50.0
Dec. 30	8-0	7-4	7-5	22-9	70.9	Feb. 24	8-4	3-10	0-3	11-17	39.3
Dec. 31	2-1	2-0	2-0	6-1	85.7	Feb. 25	9-2	3-10		12-12	50.0
						Feb. 26	6-9	3-3		9-12	42.8
						Feb. 27	6-3	3-6	0-2	9-11	45.0
						Feb. 28	11-3	1-7	2-2	14-12	53.8
						Feb. 29	2-0	1-1	0-3	3-4	42.9
						March 1	9-2	4-3	1-3	14-8	63.6
						March 2	7-1	3-7	2-3	12-11	52.2
						March 3	3-2	0-4	3-3	6-9	40.0
						March 4	6-1	1-5	3-3	10-9	52.6
						March 5	4-2	3-4	1-7	8-13	38.1
						March 6	0-1	1-2	3-5	4-8	33.3
						March 7	0-1	1-2	1-8	2-11	15.4
						March 8	0-1	0-3	4-6	4-10	40.0
						March 9	3-0	0-1	1-9	4-10	28.6
						March 10	1-0		2-3	3-3	50.0
						March 11			2-8	2-8	20.0
						March 12	1-2		2-3	3-5	37.5
						March 13	1-0		1-5	2-5	28.6
						March 14	1-1		2-3	3-4	42.9
						March 15	1-0	0-1	3-2	4-3	57.1
						March 16		1-1	3-0	4-1	80.0
						March 17	1-0	1-1	1-1	3-2	60.0
						March 18	3-0	0-1	1-1	4-2	66.7
						March 19	2-0		0-2	2-2	50.0
						March 20		0-2	0-1	0-3	0.0
						March 21	1-0	1-0	0-1	2-1	66.7
						March 22		0-1	0-1	0-2	0.0

## VS. RANKED OPPONENTS

Year	Overall	Top 20	Top 10	Top 5	#1
1951-52	0-2	0-2	0-0	0-0	0-0
1952-53	0-0	0-0	0-0	0-0	0-0
1953-54	0-1	0-1	0-0	0-0	0-0
1954-55	0-5	0-5	0-3	0-2	0-0
1955-56	0-5	0-5	0-3	0-2	0-0
1956-57	1-5	1-5	1-3	0-2	0-1
1957-58	2-5	2-5	1-3	0-2	0-1
1958-59	0-4	0-4	0-4	0-3	0-0
1959-60	0-5	0-5	0-0	0-0	0-0
1960-61	0-4	0-4	0-4	0-2	0-0
1961-62	1-3	1-3	1-2	0-0	0-0
1962-63	0-2	0-2	0-2	0-1	0-0
1963-64	0-3	0-3	0-2	0-1	0-0
1964-65	0-4	0-4	0-2	0-0	0-0
1965-66	0-1	0-1	0-1	0-1	0-1
1966-67	2-0	2-0	1-0	1-0	0-0
1967-68	0-4	0-4	0-4	0-2	0-0
1968-69	0-3	0-3	0-3	0-3	0-0
1969-70	0-8	0-8	0-7	0-4	0-0
1970-71	1-6	1-6	0-2	0-1	0-0
1971-72	1-8	1-8	0-6	0-2	0-0
1972-73	0-8	0-8	0-7	0-3	0-0
1973-74	0-7	0-7	0-7	0-5	0-1
1974-75	3-6	3-6	3-3	2-2	0-0
1975-76	3-6	3-6	2-5	2-3	0-0
1976-77	3-3	3-3	2-3	2-0	0-0
1977-78	3-4	3-4	0-2	0-2	0-0
1978-79	3-4	3-4	2-2	1-1	0-0
1979-80	6-4	6-4	3-1	1-0	1-0
1980-81	2-8	2-8	0-4	0-2	0-1
1981-82	0-8	0-8	0-6	0-5	0-1
1982-83	0-6	0-6	0-4	0-3	0-1
1983-84	2-7	2-7	0-4	0-3	0-3
1984-85	3-5	3-5	2-2	0-1	0-0
1985-86	0-8	0-8	0-7	0-6	0-3
1986-87	1-4	1-4	0-2	0-2	0-1
1987-88	2-5	2-5	1-3	0-1	0-0
1988-89	4-6	2-5	2-3	0-2	0-1
1989-90	3-4	3-4	1-2	1-2	0-0
1990-91	1-7	0-6	0-5	0-0	0-0
1991-92	2-6	1-5	0-4	0-3	0-2
1992-93	3-8	2-6	1-5	0-4	0-1
1993-94	2-6	2-6	1-4	1-4	0-2
1994-95	1-9	1-8	1-5	0-3	0-0
1995-96	4-5	3-5	1-2	0-0	0-0
1996-97	5-5	4-5	3-3	1-2	0-0
1997-98	3-6	2-6	1-6	0-5	0-2
1998-99	1-5	1-5	0-5	0-4	0-1
1999-00	1-6	0-5	0-3	0-3	0-0
2000-01	1-12	1-11	1-8	1-3	1-0
2001-02	2-6	2-5	2-3	1-3	0-2
2002-03	0-6	0-6	0-2	0-1	0-0
2003-04	2-9	2-9	0-3	0-3	0-1
2004-05	1-5	0-5	0-5	0-3	0-1
2005-06	0-3	0-3	0-1	0-1	0-1
2006-07	1-4	0-3	0-1	0-1	0-0
2007-08	1-4	1-4	1-4	1-3	0-2
2008-09	1-4	1-3	1-3	1-2	0-0
2009-10	2-3	2-3	1-2	0-0	0-0
2010-11	1-4	0-3	0-2	0-1	0-0
2011-12	1-3	0-3	0-2	0-0	0-0
2012-13	0-6	0-6	0-4	0-2	0-0
2013-14	1-4	1-4	0-2	0-1	0-1
2014-15	1-6	1-6	0-4	0-3	0-0
2015-16	4-4	3-4	2-2	0-1	0-0
2016-17	1-8	1-7	0-0	0-0	0-0
2017-18	4-5	3-4	0-3	0-2	0-0
2018-19	1-7	1-5	0-3	0-3	0-1
2019-20	3-3	3-2	3-1	2-1	0-0
Totals	97-355	82-328	41-215	18-134	2-31
Pct.	(.215)	(.200)	(.160)	(.118)	(.060)

Day	Home	Away	Neutral
-----	------	------	---------



YEAR	COACH	NOV/DEC	JAN	FEB	MAR/APR	OVERALL
1911-12	Frank Dobson			3-0	1-0	4-0
1912-13	Frank Dobson		3-1	6-4		9-5
1913-14	John Erwin		1-2	0-1		1-3
1914-15	John Erwin			2-3	1-2	3-5
1915-16	A. H. Ward		1-2	1-4-1		2-6-1
1916-17	Country Morris		2-1	6-1		8-2
1917-18	Jiggs Donahue			3-0	0-2	3-2
1918-19	Jiggs Donahue		1-1	2-0		3-1
1919-20	Country Morris		1-6	6-0	1-0	8-6
1920-21	Larry Conover		3-1	6-4	1-0	10-5
1921-22	E. R. Stewart		3-9	5-4		8-13
1922-23	E. R. Stewart		3-4	7-2	1-0	11-6
1923-24	Bud Sanders		0-7	2-10		2-17
1924-25	Bud Sanders		2-9	2-5		4-14
1925-26	A. A. Gillian		2-9	2-8		4-17
1926-27	Josh Cody		0-6	2-7		2-13
1927-28	Josh Cody	0-4	3-7	6-3		9-14
1928-29	Josh Cody	0-1	6-7	8-3	1-1	15-12
1929-30	Josh Cody	2-0	7-5	7-4		16-9
1930-31	Josh Cody	2-0	3-4	1-3		6-7
1931-32	Joe Davis	1-0	2-6	4-7		7-13
1932-33	Joe Davis	1-0	2-6	7-3		10-9
1933-34	Joe Davis		3-7	4-5		7-12
1934-35	Joe Davis		8-0	7-3		15-3
1935-36	Joe Davis	2-0	6-2	7-4	0-1	15-7
1936-37	Joe Davis	0-2	2-6	4-7		6-15
1937-38	Joe Davis	1-0	4-2	9-4	2-1	16-7
1938-39	Joe Davis	1-3	4-4	7-1	4-0	16-8
1939-40	Joe Davis	0-2	5-4	4-6		9-12
1940-41	Rock Norman	1-4	3-6	4-4		8-14
1941-42	Rock Norman		0-8	3-6		3-14
1942-43	Rock Norman	1-0	2-3	0-10		3-13
1943-44	Rock Norman		0-5	1-5		1-10
1944-45	Rock Norman		3-3	5-5		8-8
1945-46	Rock Norman	0-2	5-3	4-6		9-11
1946-47	Banks McFadden	2-0	2-6	3-6	0-1	7-13
1947-48	Banks McFadden	0-5	1-6	5-6		6-17
1948-49	Banks McFadden	1-5	3-2	6-4		10-11
1949-50	Banks McFadden	3-2	2-3	5-5		10-10
1950-51	Banks McFadden	1-2	4-1	6-3	0-1	11-7
1951-52	Banks McFadden	6-2	4-2	7-2	0-1	17-7
1952-53	Banks McFadden	2-4	4-3	2-3		8-10
1953-54	Banks McFadden	1-7	3-4	1-6	0-1	5-18
1954-55	Banks McFadden	1-5	0-7	1-8	0-1	2-21
1955-56	Banks McFadden	5-4	3-6	1-6	0-1	9-17
1956-57	Press Maravich	2-7	1-3	4-5	0-2	7-17
1957-58	Press Maravich	4-5	2-4	1-6	1-1	8-16
1958-59	Press Maravich	3-6	2-7	3-2	0-1	8-16
1959-60	Press Maravich	4-5	3-5	3-5	0-1	10-16
1960-61	Press Maravich	3-7	3-5	4-3	0-1	10-16
1961-62	Press Maravich	4-4	3-4	3-6	2-1	12-15
1962-63	Bobby Roberts	2-6	5-2	5-5		12-13
1963-64	Bobby Roberts	3-6	3-2	6-3	1-1	13-12
1964-65	Bobby Roberts	3-4	3-2	2-8	0-1	8-15
1965-66	Bobby Roberts	4-2	4-4	7-3	0-1	15-10
1966-67	Bobby Roberts	4-2	6-4	7-1	0-1	17-8
1967-68	Bobby Roberts	1-2	2-8	1-9	0-1	4-20
1968-69	Bobby Roberts	2-4	2-6	2-8	0-1	6-19
1969-70	Bobby Roberts	1-4	5-6	1-8	0-1	7-19
1970-71	Tates Locke	3-1	3-8	3-6	0-2	9-17
1971-72	Tates Locke	4-2	5-4	0-8	1-2	10-16
1972-73	Tates Locke	4-4	3-5	5-4	0-1	12-14
1973-74	Tates Locke	7-2	3-5	3-4	1-1	14-12
1974-75	Tates Locke	5-5	5-2	5-2	2-2	17-11
1975-76	Bill Foster	8-2	6-3	3-4	1-1	18-10
1976-77	Bill Foster	9-1	6-2	6-2	1-1	22-6
1977-78	Bill Foster	9-1	2-7	4-3	0-1	15-12
1978-79	Bill Foster	9-0	4-5	5-3	1-2	19-10
1979-80	Bill Foster	8-1	6-4	6-3	3-1	23-9
1980-81	Bill Foster	10-1	5-5	5-3	0-2	20-11
1981-82	Bill Foster	7-1	3-6	4-5	0-2	14-14
1982-83	Bill Foster	5-6	2-7	2-6	2-1	11-20
1983-84	Bill Foster	7-2	4-4	2-7	1-1	14-14
1984-85	Cliff Ellis	7-2	4-5	4-4	1-2	16-13
1985-86	Cliff Ellis	12-1	2-5	3-6	2-3	19-15
1986-87	Cliff Ellis	9-0	10-2	6-2	0-2	25-6
1987-88	Cliff Ellis	7-2	4-4	1-7	2-2	14-15
1988-89	Cliff Ellis	7-2	5-3	4-4	3-2	19-11
1989-90	Cliff Ellis	7-2	8-3	8-0	1-3	24-8
1990-91	Cliff Ellis	8-2	1-9	1-5	1-1	11-17
1991-92	Cliff Ellis	6-1	4-5	4-5	0-3	14-14
1992-93	Cliff Ellis	8-0	2-6	4-4	3-3	17-13
1993-94	Cliff Ellis	6-3	5-5	3-5	4-3	18-16
1994-95	Rick Barnes	8-0	3-5	2-6	2-2	15-13
1995-96	Rick Barnes	9-0	4-4	4-4	1-3	18-11
1996-97	Rick Barnes	11-1	6-2	3-5	3-2	23-10
1997-98	Rick Barnes	10-3	2-6	4-3	2-2	18-14
1998-99	Larry Shyatt	11-2	1-7	4-4	4-2	20-15
1999-00	Larry Shyatt	6-6	1-7	3-4	0-3	10-20

## CLEMSON IN THE WEEKLY POLLS

1974-75			
Date	AP	UPI	
2-4-75	16	15	
2-11-75	18	NR	
2-18-75	16	NR	
2-25-75	11	15	
3-4-75	14	14	
3-11-75	14	19	
Final	NR	17	
1976-77			
Date	AP	UPI	
12-7-76	16	20	
12-14-76	13	14	
12-21-76	11	10	
12-28-76	10	11	
1-4-77	16	15	
1-11-77	17	NR	
1-25-77	19	NR	
2-1-77	16	18	
2-8-77	15	20	
2-15-77	18	20	
2-22-77	19	NR	
3-1-77	18	NR	
1979-80			
Date	AP	UPI	
1-8-80	18	16	
1-15-80	17	14	
1-22-80	12	13	
1-29-80	16	17	
2-25-80	16	NR	
2-12-80	10	16	
2-19-80	12	18	
2-26-80	17	19	
1980-81			
Date	AP	UPI	
1-5-81	20	20	
1-12-81	19	NR	
1-19-81	19	NR	
1986-87			
Date	AP	UPI	USA
1-5-87	20	NR	25
1-12-87	12	12	16
1-19-87	10	12	13
1-26-87	14	14	14
2-4-87	12	13	12
2-11-87	12	11	12
2-17-87	10	10	11
2-24-87	13	12	15
3-2-87	13	14	14
3-9-87	13	15	13
Final	13	15	13
1989-90			
Date	AP	UPI	USA
2-19-90	23	NR	NR
2-27-90	20	NR	24
3-6-90	17	15	17
3-13-90	17	17	18
Final	17	17	13
1994-95			
Date	AP	USA	
1-10-95	18	25	
1-17-95	NR	24	
1995-96			
Date	AP	USA	
12-25-95	24	NR	
1-2-96	22	24	
1-9-96	16	20	
1-16-96	19	20	
1-23-96	18	20	
1-30-96	24	21	
1996-97			
Date	AP	USA	
Pre. 96	20	17	
11-18-96	12	17	
11-25-96	10	9	
12-2-96	12	9	
12-9-96	10	6	
12-16-96	8	8	
12-23-96	6	9	
12-30-96	5	7	
1-6-97	5	5	
1-13-97	3	3	
1-20-97	2	3	
1-27-97	7	6	
2-3-97	10	8	
2-10-97	7	6	
2-17-97	8	7	
2-24-97	12	10	
3-3-97	13	13	
3-10-97	14	12	
Final	14	8	
1997-98			
Date	AP	USA	
Pre. 97	5	7	
Nov. 16	5	NP	
Nov. 23	13	12	
12-1-97	17	16	
12-8-97	17	18	
12-15-97	NR	25	
12-22-97	21	22	
12-29-97	21	21	
1-4-98	24	22	
1-11-98	NR	24	
1-18-98	25	23	
1998-99			
Date	AP	USA	
11-15-98	24	NR	
11-22-98	22	24	
11-29-98	24	24	
12-7-98	17	19	
12-14-98	16	16	
12-21-98	16	16	
12-28-98	14	16	
1-4-99	21	20	
1-11-99	25	25	
2006-07			
Date	AP	USA	
12-11-06	NR	25	
12-18-06	NR	22	
12-25-06	25	21	
1-1-07	23	18	
1-8-07	17	14	
1-15-07	19	16	
1-22-07	19	17	
1-29-07	25	21	
2007-08			
Date	AP	USA	
11-19-07	24	22	
11-26-07	18	18	
12-3-07	18	17	
12-10-07	15	15	
12-17-07	15	15	
12-24-07	21	20	
12-31-07	19	19	
1-7-08	18	19	
1-14-08	24	23	
1-21-08	NR	25	
3-3-08	24	NR	
3-17-08	22	22	
Final	22	NR	
2008-09			
Date	AP	USA	
12-15-08	25	25	
12-22-08	22	20	
12-29-08	20	16	
1-5-09	12	11	
1-12-09	10	9	
1-19-09	10	9	
1-26-09	12	11	
2-2-09	10	10	
2-9-09	12	11	
2-16-09	13	13	
2-23-09	12	13	
3-2-09	18	19	
3-9-09	17	18	
3-16-09	24	21	
Final	24	NR	
2009-10			
Date	AP	USA	
Pre. 09	24	24	
11-16-09	22	23	
11-23-09	19	19	
11-30-09	18	19	
12-7-09	NR	24	
12-14-09	NR	24	
12-21-09	24	23	
12-28-09	21	18	
1-4-10	NR	21	
1-11-10	24	19	
1-18-10	17	16	
1-25-10	NR	21	
2017-18			
Date	AP	USA	
1-1-18	25	25	
1-8-18	19	17	
1-15-18	20	18	
1-22-18	18	17	
1-29-18	20	20	
2-5-18	16	15	
2-12-18	11	12	
2-19-18	15	17	
2-26-18	18	18	
3-5-18	19	20	
3-12-18	20	18	
Final	20	15	
2018-19			
Date	AP	USA	
Pre. 19	22	23	
11-12-19	19	N/A	
11-19-19	16	11	

YEAR	COACH	NOV/DEC	JAN	FEB	MAR/APR	OVERALL
2000-01	Larry Shyatt	9-4	1-7	1-6	1-2	12-19
2001-02	Larry Shyatt	9-4	2-6	2-6	0-1	13-17
2002-03	Larry Shyatt	9-0	2-5	4-4	0-4	15-13
2003-04	Oliver Purnell	7-4	2-6	1-6	0-2	10-18
2004-05	Oliver Purnell	9-3	1-7	4-3	2-3	16-16
2005-06	Oliver Purnell	11-2	3-4	2-5	3-2	19-13
2006-07	Oliver Purnell	14-0	4-4	2-5	5-2	25-11
2007-08	Oliver Purnell	11-1	4-4	5-2	4-3	24-10
2008-09	Oliver Purnell	13-0	5-2	4-4	1-3	23-9
2009-10	Oliver Purnell	12-2	4-4	4-2	1-3	21-11
2010-11	Brad Brownell	10-4	5-2	4-3	3-2	22-12
2011-12	Brad Brownell	7-6	4-4	4-3	1-2	16-15
2012-13	Brad Brownell	7-4	5-4	1-6	0-4	13-18
2013-14	Brad Brownell	9-3	4-3	4-4	6-3	23-13
2014-15	Brad Brownell	8-4	5-4	3-4	0-3	16-15
2015-16	Brad Brownell	7-5	6-2	3-4	1-3	17-14
2016-17	Brad Brownell	11-2	1-6	2-6	3-2	17-16
2017-18	Brad Brownell	12-1	6-3	4-3	3-3	25-10
2018-19	Brad Brownell	10-3	2-5	5-3	3-3	20-14
Totals	21 coaches	486-226	345-475	403-455-1	95-136	1329-1307-1

# HONORS & AWARDS

## HELMS FOUNDATION ALL-AMERICAN

1939 Banks McFadden, C  
1977 Tree Rollins, C  
1980 Billy Williams, G  
1987 Horace Grant, C

## CLEMSON HALL OF FAME

Joe Blalock (1940-41) 1973  
Trevor Booker (2006-10) 2020  
Jim Brennan (1961-64) 1983  
Thomas Brown (1933-37) 1987  
Dude Buchanan (1938-41) 1991  
Greg Buckner (1994-98) 2005  
Elden Campbell (1986-90) 2000  
Jack Chandler (1920-25) 1984  
Bobby Conrad (1976-80) 1993  
Dale Davis (1987-91) 1996  
Mike Eppley (1980-84) 1990  
\*Bill Foster (1975-84) 2001  
Eddis Freeman (1943-46) 1998  
Frank Gillespie (1946-49) 1977  
Horace Grant (1983-87) 1999  
Vincent Hamilton (1980-85) 2003  
Cliff Hammonds (2004-08) 2018  
Doug Hoffman (1956-59) 1980  
Bob Jones (1927-30) 1974  
Randy Mahaffey (1964-67) 1975  
Grayson Marshall (1984-88) 2009  
Banks McFadden (1937-40) 1973  
Terrell McIntyre (1995-99) 2007  
Larry Nance (1977-81) 1995  
Carter Newman (1924-27) 1983  
\*Rock Norman (1941-46) 1974  
Choppy Patterson (1959-63) 1981  
Dewey Quinn (1943-46) 1994  
K.C. Rivers (2005-09) 2019  
Tree Rollins (1973-77) 1987  
Wallace Roy (1925-26) 1977  
Edward Scott (1999-03) 2014  
Johnny Snee (1948-52) 1976  
Jim Sutherland (1964-67) 1991  
Billy Williams (1977-80) 2015  
Sharone Wright (1991-94) 2011  
Bill Yarborough (1952-57) 1974  
Vince Yockel (1955-58) 1982  
Butch Zatezalo (1966-70) 1988  
\* - coach only

## SOUTH CAROLINA HALL OF FAME

Larry Nance (1977-81) 2001  
Tree Rollins (1973-77) 2002  
Randy Mahaffey (1964-67) 2003  
Horace Grant (1983-87) 2010  
Dale Davis (1987-91) 2012  
Greg Buckner (1994-98) 2016

## AP ALL-AMERICAN

1977 Tree Rollins, C (3rd)  
1980 Billy Williams, G (HM)  
1987 Horace Grant, C (2nd)  
1990 Elden Campbell, C (HM)  
1990 Dale Davis, F (HM)  
1994 Sharone Wright, C (HM)

## ADOLPH RUPP AWARD FINALIST

1987 Horace Grant, C

## 100TH ANNIVERSARY TEAM

Trevor Booker (2006-10)  
Greg Buckner (1994-98)  
Elden Campbell (1986-90)  
Bobby Conrad (1976-80)  
Dale Davis (1987-91)  
Horace Grant (1983-87)  
Vincent Hamilton (1980-85)  
Cliff Hammonds (2004-08)  
Harold Jamison (1995-99)  
Randy Mahaffey (1964-67)  
Grayson Marshall (1984-88)  
James Mays (2004-08)  
Banks McFadden (1936-40)  
Terrell McIntyre (1995-99)  
Larry Nance (1977-81)  
K.C. Rivers (2005-09)  
Tree Rollins (1973-77)  
Edward Scott (1999-03)  
Will Solomon (1998-01)  
Demontez Stitt (2007-11)  
Chris Whitney (1991-93)  
Billy Williams (1977-80)  
Skip Wise (1974-75)  
Sharone Wright (1991-94)  
Butch Zatezalo (1967-70)

## AP COACH OF THE YEAR FINALIST

1987 Cliff Ellis  
1990 Cliff Ellis  
1997 Rick Barnes

## U.S. OLYMPIC TRIALS

1976 Tree Rollins, C  
1980 Larry Nance, F  
1988 Elden Campbell, C  
1997 Greg Buckner, F

## NABC ALL-STAR GAME

1977 Tree Rollins, C  
1987 Horace Grant, F  
1990 Elden Campbell, C  
1991 Dale Davis, F  
1993 Chris Whitney, G  
1998 Greg Buckner, G  
2007 Vernon Hamilton, G  
2008 Cliff Hammonds, G  
2018 Gabe DeVoe, G

## PAN AMERICAN GAMES

1975 Tree Rollins, C

## WORLD UNIVERSITY GAMES

1989 Dale Davis, C  
1993 Sharone Wright, C  
1997 Greg Buckner, F  
2009 Trevor Booker, F

## RETIRED JERSEYS

#23 Banks McFadden, 1937-40  
#30 Tree Rollins, 1973-77  
#34 Dale Davis, 1987-91

## MCDONALD'S HS ALL-AMERICANS

1980 Clarke Bynum, F  
1984 Michael Brown, G  
1986 Ricky Jones, F  
1991 Sharone Wright, C  
2009 Milton Jennings, F

## PARADE HS ALL-AMERICANS

1974 Skip Wise, G  
1980 Clarke Bynum, F  
1991 Sharone Wright, C  
2009 Milton Jennings, F  
2014 Gabe DeVoe, G

## COLLEGE SLAM DUNK CONTEST

2012 Bryan Narcisse, F

## ALL-SOUTHERN CONFERENCE

1938 Banks McFadden (1st)  
1939 Banks McFadden (1st)  
1940 Banks McFadden (1st)  
1952 Johnny Snee (2nd)

## ALL-NCAA REGIONAL

1980 Larry Nance (West Region)  
2018 Gabe DeVoe (Midwest Region)

## ALL-NIT

1999 Terrell McIntyre  
2007 K.C. Rivers

## ALL-ACC

1955 Bill Yarborough, G (2nd)  
1956 Bill Yarborough, G (2nd)  
Vince Yockel, G (2nd AP)  
1958 Vince Yockel, G (1st AP)  
1960 Choppy Patterson, G (1st)  
1961 Choppy Patterson, G (2nd)  
1963 Jim Brennan, G (2nd)  
1964 Jim Brennan, G (2nd)  
1965 Randy Mahaffey, F (2nd)  
Jim Sutherland, G (2nd)  
1967 Randy Mahaffey, F (1st)  
Jim Sutherland, G (2nd)  
1968 Butch Zatezalo, G (2nd)  
1969 Butch Zatezalo, G (2nd)  
1970 Butch Zatezalo, G (2nd)  
1975 Skip Wise, G (1st)  
Tree Rollins, C (2nd)  
1976 Tree Rollins, C (2nd)  
1977 Tree Rollins, C (2nd)  
Stan Rome, F (2nd)  
1980 Billy Williams, G (1st)  
1981 Larry Nance, C (2nd)  
1982 Vincent Hamilton, G (2nd)  
1986 Horace Grant, C (3rd AP)  
1987 Horace Grant, C (1st)  
1988 Elden Campbell, C (3rd AP)  
1989 Elden Campbell, C (2nd)

Dale Davis, F (3rd AP)  
1990 Elden Campbell, C (1st)  
Dale Davis, F (1st)  
1991 Dale Davis, C (2nd)  
1993 Sharone Wright, C (3rd)  
Chris Whitney, G (3rd)  
1994 Sharone Wright, C (2nd)  
Devin Gray, F (3rd)  
1997 Greg Buckner, F (2nd)  
Terrell McIntyre, G (2nd)  
1998 Greg Buckner, F (2nd)  
Terrell McIntyre, G (3rd)  
1999 Terrell McIntyre, G (2nd)  
2000 Will Solomon, G (1st)  
2001 Will Solomon, G (2nd)  
2002 Edward Scott, G (3rd)  
2003 Edward Scott, G (1st)  
2005 Sharrod Ford, C (3rd)  
2008 K.C. Rivers, G/F (2nd)  
Cliff Hammonds, G (3rd)  
2009 Trevor Booker, F (2nd)  
2010 Trevor Booker, F (1st)  
2011 Demontez Stitt, G (3rd)  
2013 Devin Booker, F/C (3rd)  
2014 K.J. McDaniels, F (1st)  
2016 Jaron Blossomgame, F (1st)  
2017 Jaron Blossomgame, F (3rd)  
2018 Marquise Reed, G (2nd)  
2019 Marquise Reed, G (3rd)

## NABC ALL-DISTRICT

1964 Jim Brennan, G (3rd)  
1966 Randy Mahaffey, F (3rd)  
1967 Jim Sutherland, G (3rd)  
1975 Tree Rollins, C (2nd)  
1976 Tree Rollins, C (2nd)  
1977 Tree Rollins, C (1st)  
1979 Larry Nance, C (2nd)  
1980 Billy Williams, G (1st)  
Larry Nance, C (2nd)  
1981 Larry Nance, C (2nd)  
1982 Vincent Hamilton, G (2nd)  
1987 Horace Grant, F (1st)  
1989 Elden Campbell, C (2nd)  
1990 Elden Campbell, C (1st)  
Dale Davis, F (2nd)  
1991 Dale Davis, F (2nd)  
1993 Sharone Wright, C (2nd)  
1994 Sharone Wright, C (2nd)  
1997 Greg Buckner, F (1st)  
1998 Greg Buckner, F (2nd)  
1999 Terrell McIntyre, G (1st)  
2000 Will Solomon, G (1st)  
2001 Will Solomon, G (2nd)  
2003 Edward Scott, G (2nd)  
2007 James Mays, F (2nd)  
2008 Cliff Hammonds, G (1st)  
K.C. Rivers, G/F (2nd)  
2009 Trevor Booker, F (2nd)  
2010 Trevor Booker, F (2nd)  
2014 K.J. McDaniels, F (1st)  
2016 Jaron Blossomgame, F (2nd)  
2018 Marquise Reed, G (2nd)

## ALL-ACC DEFENSIVE


2006 Vernon Hamilton, G  
2009 Trevor Booker, F  
2010 Trevor Booker, F  
2011 Jerai Grant, F/C  
2012 Andre Young, G  
2014 K.J. McDaniels, F  
2016 Landry Nnoko, C  
2018 Elijah Thomas, C  
2019 Elijah Thomas, C

## ALL-ACC FRESHMAN

1995 Greg Buckner, F  
1996 Terrell McIntyre, G  
1997 Vincent Whitt, F  
2001 Tony Stockman, G  
Chris Hobbs, F  
2005 Cliff Hammonds, G

## ALL-SoCON TOURNAMENT

1935 Alex Swails (2nd)  
1936 Tom Brown (2nd)  
1938 Banks McFadden (1st)  
Ed Kitchens (1st)  
1939 Banks McFadden (1st)  
Jack Bryce (2nd)  
1940 Banks McFadden (1st)  
1952 Johnny Snee (2nd)



GABE DeVoe BECAME JUST THE SECOND TIGER IN HISTORY TO EARN NCAA ALL-REGION IN 2018.

## ALL-ACC TOURNAMENT

1955 Bill Yarborough, G (2nd)  
1961 Choppy Patterson, G (2nd)  
1962 Jim Brennan, G (1st)  
1964 Nick Milasnovich, G (2nd)  
1967 Randy Mahaffey, F (2nd)  
1975 Skip Wise, G (1st)  
1976 Stan Rome, F (2nd)  
1980 Billy Williams, G (2nd)  
1981 Larry Nance, C (2nd)  
1984 Murray Jarman, C (2nd)  
1990 Dale Davis, F (2nd)  
1993 Sharone Wright, C (2nd)  
Chris Whitney, G (2nd)  
1996 Greg Buckner, G (1st)  
1998 Terrell McIntyre, G (1st)  
2005 Shawan Robinson, G (2nd)  
2008 Trevor Booker, F/C (1st)  
K.C. Rivers, G/F (1st)  
Cliff Hammonds, G (2nd)  
James Mays, F (2nd)  
2011 Demontez Stitt, G (1st)  
2018 Shelton Mitchell, G (2nd)

## ACC PLAYER OF THE WEEK

1970 Butch Zatezalo, G  
1971 Dickie Foster, F  
1972 David Angel, C  
1975 Tree Rollins, C  
1977 Tree Rollins, C  
Stan Rome, F  
Derrick Johnson, G  
1978 Colon Abraham, F  
1979 Larry Nance, F  
1980 Billy Williams, G  
1981 Chris Dodds, G  
1983 Marc Campbell, G  
1985 Vincent Hamilton, G  
1987 Horace Grant, C (2)  
1988 Elden Campbell, C  
1989 Dale Davis, F (2)  
1990 Elden Campbell, C  
Dale Davis, F  
1993 Sharone Wright, C  
Chris Whitney, G  
1994 Andre Bovain, G  
1997 Greg Buckner (Co-Player), F  
1998 Greg Buckner, G  
1999 Terrell McIntyre, G (2)  
2000 Will Solomon, G (3)  
2002 Edward Scott, G  
2003 Edward Scott, G (2)

2006 Akin Akingbala (Co-Player), C  
2008 Trevor Booker, F/C  
K.C. Rivers (Co-Player), G/F  
2009 Trevor Booker, F  
K.C. Rivers, G/F (2)  
2010 Trevor Booker (Co-Player), F  
2011 Jerai Grant, F/C  
2015 Jordan Roper, G  
2016 Jaron Blossomgame, F  
2018 Marquise Reed, G  
Gabe DeVoe, G

## ACC ROOKIE OF THE WEEK

1971 David Angel, C  
1972 Dennis Odle, F (2)  
Mike Browning, F  
Jeff Reisinger, F  
1974 Tree Rollins, C (3)  
1975 Skip Wise, G (3)  
Stan Rome, F  
Greg Coles, G (2)  
1977 Chubby Wells, F  
1979 Bill Ross, F  
1980 Fred Gilliam, F  
1981 Vincent Hamilton, G  
Clarke Bynum, G  
1983 Anthony Jenkins, F  
1984 Horace Grant, F  
1985 Grayson Marshall, G (3)  
1986 Michael Best, G  
1987 Elden Campbell, C  
1988 Dale Davis, F  
1989 David Young, G  
1992 Sharone Wright, C  
Devin Gray, F  
1995 Greg Buckner, F (3)  
1996 Terrell McIntyre, G (2)  
Harold Jamison, C  
Tony Christie, F  
1997 Vincent Whitt, F (2)  
1999 Will Solomon, G  
2001 Tony Stockman, G  
2002 Chey Christie, G  
2005 Cliff Hammonds, G (4)  
Cheyenne Moore, F  
2006 Julius Powell, F  
2007 Trevor Booker, C  
2008 Terrence Oglesby, G (2)  
2014 Jaron Blossomgame, F

## ACC ACADEMIC HONOR ROLL

1962 Nick Milasnovich





# HONORS & AWARDS

1964 George Benedict  
Nick Milasnovich  
1965 Randy Mahaffey  
Jim Sutherland  
1966 Randy Mahaffey  
Jim Sutherland  
1967 Curt Eckard  
Ken Gardner  
Randy Mahaffey  
Richie Mahaffey  
Jim Sutherland  
1968 Mike Faer  
Stan Goldfarb  
Tripp Jones  
1969 Mike Faer  
1972 Terrell Suit  
1973 Bud Martin  
1974 Andy Butchko  
1975 Bruce Harman  
1976 Andy Butchko  
Bruce Harman  
1977 Bobby Conrad  
1978 Bobby Conrad  
Bob Fuzy  
1979 Bobby Conrad  
Marvin Key  
1980 Bobby Conrad  
Chris Dodds  
Marvin Key  
1981 Chris Dodds  
1982 Chris Dodds  
Marc Campbell  
Mike Eppley  
1983 Marc Campbell  
Mike Eppley  
1984 Ed Bleynt  
Clarke Bynum  
Mike Eppley  
1986 Chris Couch  
1988 Donnell Bruce  
1992 George Kelada  
Todd Logue  
1993 Lou Richie  
1994 Frank Tomera  
1995 Geoff Gardner  
Bruce Martin  
1996 Tom Wideman  
1997 Tom Wideman  
1998 Tom Wideman  
1999 Tom Wideman  
Adam Allenspach  
2000 Adam Allenspach  
Pasha Bains  
Walker Holt  
Jeremy Shyatt  
J.D. Powell  
2001 Pasha Bains  
Walker Holt  
Beau Shay  
2002 Jermel Douglas  
2003 Julian Betko  
Jermel Douglas  
Shawan Robinson  
Beau Shay  
2004 Akin Akingbala  
Shawan Robinson  
2005 Shawan Robinson  
2006 Cliff Hammonds  
Matt Morris  
Shawan Robinson  
Jesse Yanutola  
2007 Cliff Hammonds  
Matt Morris  
Sam Perry  
Chris Poole  
A.J. Tyler  
Jesse Yanutola  
2008 Jonah Baize  
Cliff Hammonds  
2009 Jonah Baize  
Tanner Smith  
Jesse Yanutola  
2010 Xavier Anderson  
Jonah Baize  
Tanner Smith  
Andre Young  
2011 Jonah Baize  
Tanner Smith  
Andre Young  
2012 Catalin Baci  
Carson Fields  
Tanner Smith  
Andre Young  
2013 Carson Fields  
Jordan Roper

2014 Ibrahim Djambo  
Carson Fields  
2015 Austin Ajukwa  
Gabe DeVoe  
Avry Holmes  
Riley McGillan  
Jordan Roper  
2016 Gabe DeVoe  
Riley McGillan  
Legend Robertin  
Jordan Roper  
2017 Sidy Djitte  
Isaac Fields  
Riley McGillan  
2018 Mark Donnal  
Isaac Fields  
Marquise Reed  
2019 Lyles Davis  
Parker Fox  
Trey Jemison  
John Newman III  
Aamir Simms  
Hunter Tyson  
2020 Al-Amir Dawes  
Paul Grinde  
Alex Hemenway  
Wells Hoag  
Nick Honor  
Trey Jemison  
O'Neil McBride  
John Newman III  
Curran Scott  
Aamir Simms  
Hunter Tyson

## CoSIDA ACADEMIC ALL-DISTRICT

1998 Tom Wideman, C  
1999 Tom Wideman, C  
2005 Shawan Robinson, G  
2008 Cliff Hammonds, G  
2010 Tanner Smith, G  
2011 Tanner Smith, G  
2012 Tanner Smith, G

## ACADEMIC ALL-AMERICAN

1967 Jim Sutherland (3rd)  
1968 Richie Mahaffey  
1980 Bobby Conrad (3rd)

## ALL-ACC ACADEMIC TEAM

1963 Jim Brennan, G  
1964 Jim Brennan, G  
1965 Randy Mahaffey, F  
1966 Randy Mahaffey, F  
Jim Sutherland, G  
1967 Randy Mahaffey, F  
Jim Sutherland, G (2nd)  
1969 Trip Jones, F

1973 Terrell Suit, G  
1976 Bruce Harman, G  
1978 Bobby Conrad, G  
1979 Bobby Conrad, G  
1980 Bobby Conrad, G  
1981 Chris Dodds, G  
1982 Mike Eppley, G  
Marc Campbell, G  
Chris Dodds, G  
1983 Mike Eppley, G  
Marc Campbell, G  
1984 Mike Eppley, G  
Marc Campbell, G  
Clarke Bynum, G  
Ed Bleynt, C  
1987 Chris Couch, G  
1988 Donnell Bruce, G  
1991 Colby Brown, F  
1993 Lou Richie, G  
1994 Frank Tomera, C  
1997 Tom Wideman, C  
1998 Tom Wideman, C  
1999 Tom Wideman, C  
Adam Allenspach, C  
2000 Adam Allenspach, C  
2001 Pasha Bains, G  
2003 Julian Betko, G  
Shawan Robinson, G  
2004 Akin Akingbala, C  
Shawan Robinson, G  
2005 Cliff Hammonds, G  
Shawan Robinson, G  
2006 Shawan Robinson, G  
2007 Cliff Hammonds, G  
Matt Morris, F  
A.J. Tyler, F  
2008 Cliff Hammonds, G  
2009 Tanner Smith, G  
2010 Tanner Smith, G  
Andre Young, G  
2011 Tanner Smith, G  
2012 Devin Coleman, G  
T.J. Sapp, G  
Tanner Smith, G  
Andre Young, G  
2013 Jordan Roper, G  
2015 Jordan Roper, G  
2016 Gabe DeVoe, G  
Jordan Roper, G  
2017 Gabe DeVoe, G  
Avry Holmes, G  
2018 Gabe DeVoe, G  
Elijah Thomas, F  
2019 Aamir Simms, F  
2020 John Newman III, G  
Aamir Simms, F  
Hunter Tyson, F

## JAMES WEAVER AWARD

(ACC Student Athlete of the Year)  
1967 Jim Sutherland, G  
1980 Bobby Conrad, G  
1999 Tom Wideman, C

## SKIP PROSSER AWARD

(ACC Scholar Athlete of the Year)  
2008 Cliff Hammonds, G

## WEAVER-JAMES-CORRIGAN AWARD

(ACC Postgraduate Scholarship)  
2012 Tanner Smith, G  
2016 Jordan Roper, G  
**NCAA POSTGRADUATE SCHOLARSHIP**  
1967 Jim Sutherland  
1980 Bobby Conrad  
1999 Tom Wideman

## NORRIS MEDAL

(Clemson's Outstanding Student)  
1932 Pat Calhoun  
1967 Jim Sutherland  
1980 Bobby Conrad

## DISTINGUISHED SERVICE AWARD

(Clemson Alumni Association)  
1962 Pat Calhoun  
1966 Banks McFadden  
2004 Jim Sutherland  
2015 Bobby Conrad

## FRANK HOWARD AWARD

(Bringing Honor to Clemson)  
1977 Tree Rollins, C  
1984 Mike Eppley, G  
1985 Vincent Hamilton, G  
1987 Horace Grant, C

## ITPAY ATHLETE OF THE YEAR

1991 Dale Davis, C  
2008 Cliff Hammonds, G  
2012 Tanner Smith, G  
2014 K.J. McDaniels, F  
2018 Gabe DeVoe, G

## ACC PLAYER OF THE YEAR

1987 Horace Grant, C

## ACC DEFENSIVE PLAYER OF THE YEAR

2014 K.J. McDaniels, F

## ACC ROOKIE OF THE YEAR

1995 Greg Buckner, F

## ACC MOST IMPROVED

2016 Jaron Blossomgame, F

## ACC COACH OF THE YEAR

1987 Cliff Ellis  
1990 Cliff Ellis

## PAUL BOWIE AWARD

(Presented by the family of the late Paul Bowie to the MVP)

1971 Dave Thomas, G  
1972 Bud Martin, G  
1974 Tree Rollins, C  
1975 Wayne Croft, F  
Tree Rollins, C  
1976 Tree Rollins, C  
1977 Tree Rollins, C  
1978 Derrick Johnson, G  
1979 Billy Williams, G  
1980 Billy Williams, G  
1981 Larry Nance, F  
1982 Vincent Hamilton, G  
1983 Raymond Jones, C  
1984 Murray Jarman, C  
1985 Vincent Hamilton, G  
1986 Horace Grant, F  
1987 Horace Grant, C  
1988 Grayson Marshall, G  
1989 Elden Campbell, C  
Derrick Forrest, F  
1990 Elden Campbell, C  
1991 Dale Davis, C  
1992 Chris Whitney, G  
1993 Chris Whitney, G  
1994 Andre Bovain, G  
1995 Merl Code, G  
1996 Greg Buckner, F  
Terrell McIntyre, G  
1997 Greg Buckner, F  
Terrell McIntyre, G  
1998 Greg Buckner, G  
Terrell McIntyre, G  
1999 Terrell McIntyre, G  
2000 Will Solomon, G  
2001 Will Solomon, G  
2002 Edward Scott, G  
2003 Edward Scott, G  
2004 Sharrod Ford, C  
2005 Sharrod Ford, C  
2006 Akin Akingbala, C  
2007 Cliff Hammonds, G  
K.C. Rivers, G/F  
2008 Cliff Hammonds, G  
2009 Trevor Booker, F  
2010 Trevor Booker, F  
2011 Demontez Stitt, G  
Jerai Grant, F/C  
2012 Tanner Smith, G  
Andre Young, G  
2013 Devin Booker, F/C  
2014 K.J. McDaniels, F  
2015 Rod Hall, G  
2016 Jaron Blossomgame, F  
2017 Jaron Blossomgame, F



GABE DeVOE AND ELIJAH THOMAS WERE NAMED TO THE ALL-ACC ACADEMIC TEAM IN 2018.

# HONORS & AWARDS

AAMIR SIMMS TAKING A SELFIE WITH PRESIDENT JIM CLEMENTS AT THE WORLD UNIVERSITY GAMES GOLD MEDAL BANQUET

- 2018 Gabe DeVoe, G
- 2019 Marquise Reed, G
- 2020 Aamir Simms, F

## COLUMBIA CLUB AWARD

*(Presented by the Greater Columbia Clemson Club to the player with best field goal %)*

- 1974 Tree Rollins (54.3)
- 1975 Stan Rome (52.8)
- 1976 Stan Rome (55.7)
- 1977 Tree Rollins (58.0)
- 1978 Chubby Wells (56.1)
- 1979 Billy Williams (52.7)
- 1980 John Campbell (58.0)
- 1981 Larry Nance (57.5)
- 1982 Horace Wyatt (60.1)
- 1983 Murray Jarman (52.34)
- 1984 Murray Jarman (56.9)
- 1985 Raymond Jones (58.8)
- 1986 Horace Grant (58.4)
- 1987 Horace Grant (65.6)
- 1988 Elden Campbell (62.9)
- 1989 Dale Davis (67.0)
- 1990 Dale Davis (62.5)
- 1991 Ricky Jones (54.7)
- 1992 Corey Wallace (53.8)
- 1993 Sharone Wright (56.7)
- 1994 Devin Gray (57.2)
- 1995 Greg Buckner (52.6)
- 1996 Harold Jamison (51.9)
- 1997 Harold Jamison (59.7)
- 1998 Harold Jamison (59.2)
- 1999 Harold Jamison (67.4)
- 2000 Ray Henderson (52.8)
- 2001 Chris Hobbs (56.6)
- 2002 Sharrod Ford (60.6)
- 2003 Sharrod Ford (56.4)
- 2004 Akin Akingbala (60.6)
- 2005 Akin Akingbala (59.4)
- 2006 Akin Akingbala (57.6)
- 2007 Trevor Booker (60.2)
- 2008 Trevor Booker (55.5)
- 2009 Trevor Booker (57.1)
- 2010 Jerai Grant (63.2)

## ANDERSON TIP-OFF AWARD

*(Presented by the Anderson Tip-Off club to the honorary captains)*

- 1972 Bo Hawkins
- 1973 Bud Martin
- 1974 Jeff Reisinger
- Terrell Suit

- 1975 Wayne Croft
- Van Gregg
- 1976 Bruce Harman
- Tree Rollins
- 1977 Dave Brown
- John Franken
- Tree Rollins
- 1978 Colon Abraham
- Jim Howell
- Stan Rome
- 1979 Derrick Johnson
- Marvin Dickerson
- Bob Fuzi
- 1980 Billy Williams
- Bobby Conrad
- John Campbell
- 1981 Larry Nance
- Keith Walker
- 1982 Horace Wyatt
- Chris Dadds
- Marvin Key
- Bill Ross
- 1983 Fred Gilliam
- 1984 Mike Eppley
- Marc Campbell
- Murray Jarman
- Clarke Bynum
- 1985 Vincent Hamilton
- Raymond Jones
- Ed Bynum
- 1986 Glen McCants
- Glenn Corbit
- Chris Michael
- 1987 Horace Grant
- Michael Tait
- Anthony Jenkins
- Larry Middleton
- Jeff Holstein
- Chris Couch
- 1988 Grayson Marshall
- 1989 Jerry Pryor
- 1990 Elden Campbell
- Marion Cash
- Derrick Forrest
- Kirkland Howling
- 1991 Colby Brown
- Donnell Bruce
- Dale Davis
- Ricky Jones
- Sean Tyson
- 1992 Chris Whitney
- Andre Bovain
- 1993 Chris Whitney
- Wayne Buckingham

- 1994 Corey Wallace
- 1995 Bruce Martin
- 1996 Merl Code
- Bill Harder
- 1997 Merl Code
- Bill Harder
- 1998 Greg Buckner
- 1999 Tony Christie
- Terrell McIntyre
- Harold Jamison
- Tom Wideman
- 2000 Andrius Jurkunas
- 2001 Will Solomon
- Adam Allenspach
- 2002 Edward Scott
- 2003 Ray Henderson
- Edward Scott
- 2004 Chris Hobbs
- 2005 Sharrod Ford
- Olu Babalola
- 2006 Akin Akingbala
- Steve Allen
- Shawan Robinson
- 2007 Vernon Hamilton
- Cliff Hammonds
- 2008 Cliff Hammonds
- 2009 K.C. Rivers
- 2010 Trevor Booker
- Demontez Stitt

## GREENVILLE TIP-OFF AWARD

*(Presented to leading rebounder)*

- 1971 David Angel (180)
- 1972 David Angel (253)
- 1974 Tree Rollins (316)
- 1975 Tree Rollins (328)
- 1976 Tree Rollins (308)
- 1977 Tree Rollins (359)
- 1978 John Campbell (195)
- 1979 Larry Nance (210)
- 1980 Larry Nance (259)
- 1981 Larry Nance (237)
- 1982 Horace Wyatt (187)
- 1983 Raymond Jones (219)
- 1984 Murray Jarman (149)
- 1985 Vincent Hamilton (200)
- 1986 Horace Grant (357)
- 1987 Horace Grant (299)
- 1988 Dale Davis (223)
- 1989 Dale Davis (258)
- 1990 Dale Davis (395)
- 1991 Dale Davis (340)
- 1992 Sharone Wright (227)
- 1993 Sharone Wright (314)

- 1994 Sharone Wright (362)
- 1995 Greg Buckner (165)
- 1996 Harold Jamison (172)
- 1997 Harold Jamison (187)
- 1998 Harold Jamison (232)
- 1999 Harold Jamison (346)
- 2000 Adam Allenspach (206)
- 2001 Chris Hobbs (190)
- 2002 Ray Henderson (265)
- 2003 Sharrod Ford (191)
- 2004 Sharrod Ford (202)
- 2005 Sharrod Ford (261)
- 2006 Akin Akingbala (243)
- 2007 Trevor Booker (232)
- James Mays (232)
- 2008 Trevor Booker (249)
- 2009 Trevor Booker (311)
- 2010 Trevor Booker (268)

## ACADEMIC EXCELLENCE AWARD

*(The Academic Award is given by the Fort Hill Clemson Club to the player who has the best cumulative grade-point average)*

- 1985 Ed Bynum
- 1986 Grayson Marshall
- 1987 Chris Couch
- 1988 Donnell Bruce
- Dale Davis
- 1989 Kirkland Howling
- 1990 Shawn Lastinger
- 1991 Ricky Jones
- 1992 George Kelada
- 1993 Bruce Martin
- 1994 Wayne Buckingham
- Byron Morris
- 1995 Ron Budde
- 1996 Tom Wideman
- 1997 Tom Wideman
- 1998 Tom Wideman
- 1999 Tom Wideman
- 2000 Adam Allenspach
- 2001 Adam Allenspach
- Pasha Bains
- 2002 Walker Holt
- 2003 Walker Holt
- 2004 Shawan Robinson
- 2005 Shawan Robinson
- 2006 Shawan Robinson
- 2007 Jesse Yanutola
- 2008 Jesse Yanutola
- 2009 Jonah Baize
- 2010 Tanner Smith
- 2011 Jonah Baize

- 2012 Tanner Smith
- 2013 Carson Fields
- 2014 Carson Fields
- 2015 Riley McGillan
- 2016 Riley McGillan
- 2017 Gabe DeVoe
- 2018 Lyles Davis
- 2019 Aamir Simms
- 2020 Hunter Tyson

## FLORENCE COUNTY AWARD

*(Presented by the Florence County Clemson Club to the player with the most assists)*

- 1974 Jeff Reisinger (45)
- 1975 Jo Jo Bethea (81)
- 1976 Derrick Johnson (98)
- 1977 Derrick Johnson (169)
- 1978 Derrick Johnson (132)
- 1979 Bobby Conrad (101)
- 1980 Bobby Conrad (157)
- 1981 Chris Dadds (187)
- 1982 Mike Eppley (89)
- 1983 Marc Campbell (124)
- 1984 Marc Campbell (104)
- 1985 Grayson Marshall (192)
- 1986 Grayson Marshall (262)
- 1987 Grayson Marshall (221)
- 1988 Grayson Marshall (182)
- 1989 Marion Cash (161)
- 1990 Marion Cash (174)
- 1991 David Young (100)
- 1992 Chris Whitney (161)
- 1993 Chris Whitney (193)
- 1994 Lou Richie (182)
- 1995 Merl Code (111)
- 1996 Terrell McIntyre (90)
- 1997 Terrell McIntyre (145)
- 1998 Terrell McIntyre (154)
- 1999 Terrell McIntyre (188)
- 2000 Will Solomon (95)
- 2001 Edward Scott (127)
- 2002 Edward Scott (238)
- 2003 Edward Scott (161)
- 2004 Vernon Hamilton (91)

## UNION COUNTY AWARD

*(Presented to the player with the most assists)*

- 2005 Shawan Robinson (94)
- 2006 Cliff Hammonds (105)
- 2007 Cliff Hammonds (147)
- 2008 Cliff Hammonds (133)





# HONORS & AWARDS

2009 Demontez Stitt (121)  
2010 Demontez Stitt (94)

## CLEMSON TIP-OFF CLUB

(Presented by Clemson Tip-Off Club  
to best defensive player)

1971 Dickie Foster  
1972 Bud Martin

## SPARTANBURG TIP-OFF CLUB

(Presented by Spartanburg Tip-Off  
Club to best defensive player)

1971 Dickie Foster  
1972 Bud Martin  
1974 Tree Rollins  
1975 Stan Rome  
1976 Stan Rome  
1977 Stan Rome  
1978 Marvin Dickerson  
1979 Marvin Dickerson  
1980 Horace Wyatt  
1981 Raymond Jones  
1982 Vincent Hamilton  
1983 Raymond Jones  
Mike Eppley  
1984 Raymond Jones  
1985 Vincent Hamilton  
1986 Glen McCants  
1987 Horace Grant  
1988 Grayson Marshall  
1989 Derrick Forrest  
1990 Derrick Forrest  
1991 Andre Bovain  
1992 Andre Bovain  
1993 Devin Gray  
1994 Andre Bovain  
1995 Iker Iturbe  
1996 Tom Wideman  
Harold Jamison  
1997 Tom Wideman  
1998 Greg Buckner  
1999 Tom Wideman  
2000 Andrius Jurkunas  
2001 Edward Scott  
2002 none chosen

2003 Olu Babalola  
2004 Sharrod Ford  
2005 Sharrod Ford  
2006 Vernon Hamilton  
2007 Cliff Hammonds  
2008 James Mays  
2009 Demontez Stitt  
2010 David Potter

## GREENWOOD COUNTY AWARD

(Presented by the Greenwood County  
Clemson Club to

the player with the best  
free throw percentage)

1972 Terrell Suit (75.3)  
1973 Bud Martin (84.2)  
1974 Jeff Reisinger (81.5)  
1975 Skip Wise (75.4)  
1976 Dave Potter (79.8)  
1977 Derrick Johnson (88.7)  
1978 Greg Coles (78.2)  
1979 Bobby Conrad (80.6)  
1980 Fred Gilliam (84.4)  
1981 Fred Gilliam (85.1)  
1982 Fred Gilliam (82.9)  
1983 Anthony Jenkins (88.2)  
1984 Anthony Jenkins (84.4)  
1985 Vincent Hamilton (80.3)  
1986 Larry Middleton (75.0)  
1987 Larry Middleton (77.6)  
1988 Tim Kincaid (85.6)  
1989 Tim Kincaid (77.3)  
1990 Kirkland Howling (70.8)  
1991 David Young (83.3)  
1992 Chris Whitney (76.7)  
1993 Chris Whitney (80.2)  
1994 Merl Code (80.9)  
1995 Bruce Martin (87.5)  
1996 Terrell McIntyre (79.2)  
1997 Merl Code (80.7)  
1998 Terrell McIntyre (77.9)  
1999 Terrell McIntyre (79.0)  
2000 Pasha Bains (77.8)  
2001 Tony Stockman (83.6)

2002 Jamar McKnight (75.0)  
2003 Tomas Nagys (73.9)  
Edward Scott (73.9)  
2004 Olu Babalola (75.3)  
Shawan Robinson (75.3)

## LANCASTER COUNTY AWARD

(Presented to the player with the best  
free throw percentage)

2005 Shawan Robinson (83.7)  
2006 Shawan Robinson (91.3)  
2007 K.C. Rivers (73.5)

## GREATER GREENWOOD AWARD

(Presented to the player with the best  
free throw percentage)

2008 Terrence Oglesby (85.1)  
2009 Terrence Oglesby (84.5)  
2010 Andre Young (80.0)

## JAMES R. MORROW AWARD

(Presented to the James Morrow  
family to the most improved player)

1971 Pete Weddell  
1972 Mike Browning  
1974 Wayne Croft  
1975 Jo Jo Bethea  
1976 Marvin Dickerson  
1977 Colon Abraham  
1978 John Campbell  
1979 Bobby Conrad  
1980 Fred Gilliam  
1981 Vincent Hamilton  
1982 Mike Eppley  
Dave Shaffer  
1983 Murray Jarman  
1984 Anthony Jenkins  
1985 Glen McCants  
1986 Glenn Corbit  
1987 Michael Tait  
1988 Elden Campbell  
1989 Dale Davis  
1990 Marion Cash  
1991 Colby Brown

1992 Ryan Amestoy  
1993 Bruce Martin  
1994 Jeff Brown  
1995 Andy Kelly  
1996 Tony Christie

## TOM LYNCH AWARD

(Presented to the most  
improved player)

1997 Mohamed Woni  
1998 Mohamed Woni  
Harold Jamison  
1999 Adam Allenspach  
2000 Chucky Gilmore  
2001 Tomas Nagys  
2002 Jamar McKnight  
2003 Chey Christie  
2004 Akin Akingbala  
2005 Vernon Hamilton  
2006 Steve Allen  
2007 K.C. Rivers  
2008 David Potter  
2009 Jerai Grant  
2010 Jerai Grant  
2011 Xavier Anderson  
2012 Catalin Baci  
2013 K.J. McDaniels  
2014 Landry Nnoko  
2015 Jaron Blossomgame  
2016 Sidy Djitte  
2017 Lyles Davis  
2018 Elijah Thomas  
2019 David Skara  
2020 John Newman III

## SUMTER COUNTY AWARD

(Presented to the player  
exhibiting the most hustle)

1971 Bud Martin  
1974 Van Gregg  
1975 Wayne Croft  
1976 Bruce Harman  
1977 John Franken  
1978 Stan Rome  
1979 Bobby Conrad

1980 Bobby Conrad  
1981 Vincent Hamilton  
Marc Campbell  
1982 Mike Eppley  
1983 Mike Eppley  
1984 Marc Campbell  
1985 Vincent Hamilton  
1986 Chris Michael  
1987 Jeff Holstein  
1988 Jerry Pryor  
1989 Jerry Pryor  
1990 Derrick Forrest  
Dale Davis  
1991 Donnell Bruce  
1992 Kevin Hines  
1993 Byron Morris  
1994 Andre Bovain  
1995 Bill Harder  
1996 Brian Chester  
1997 Brian Chester  
Bill Harder  
1998 Terrell McIntyre  
1999 Terrell McIntyre  
2000 Edward Scott  
2001 Tomas Nagys  
2002 Olu Babalola  
2003 Tomas Nagys  
2004 Chris Hobbs

## AIKEN COUNTY AWARD

(Presented to the player  
demonstrating the most effort)

2005 Cliff Hammonds  
2006 Cliff Hammonds  
2007 Cliff Hammonds  
2008 Matt Morris  
2009 Bryan Narcisse  
2010 Tanner Smith

## TIGER STRENGTH AWARD

2005 Cliff Hammonds  
2006 Akin Akingbala  
2007 Cliff Hammonds  
2008 Cliff Hammonds  
2009 Catalin Baci  
2010 Noel Johnson  
2011 Catalin Baci  
2012 Bernard Sullivan  
2013 Jordan Roper  
2014 Sidy Djitte  
2015 Jaron Blossomgame  
2016 Donte Grantham  
2017 David Skara  
2018 Gabe DeVoe  
2019 Lyles Davis  
2020 Trey Jemison

## AIR FORCE ROTC AWARD

(Presented to the player who best  
exhibits the core values of the Air  
Force, as demonstrated by his  
integrity, service before self and  
excellence in all he does)

2005 Cliff Hammonds  
2006 Matt Morris  
2007 Cliff Hammonds  
2008 Cliff Hammonds  
2009 Andre Young  
2010 Tanner Smith

## ROAD WARRIOR AWARD

(Presented by the Cherokee  
County Clemson Club to the  
best road game performer)

2007 Vernon Hamilton  
2008 K.C. Rivers  
2009 K.C. Rivers  
2010 Trevor Booker


## TIGER PRIDE AWARD

2011 Tanner Smith  
2012 Bryan Narcisse  
2013 Jaron Blossomgame  
2014 Rod Hall  
2015 Josh Smith  
2016 Landry Nnoko  
2017 Steven Flemming  
2018 Donte Grantham  
2019 Trey Jemison  
2020 Jonathan Baehre

WALK-ON ZAVIER ANDERSON WAS  
NAMED CLEMSON'S MOST IMPROVED  
PLAYER IN 2011 AFTER EARNING A  
SCHOLARSHIP AS A SENIOR.



# FORMER HEAD COACHES



## FRANK DOBSON (1911-13)

Frank Dobson was a professional baseball player before coming to Clemson, as he was the property of the Pittsburgh Nationals. Walter Riggs, President of the Clemson Athletic Association, thought it was unfair to keep shuffling coaches year after year. Riggs offered Dobson a three-year contract, the first contract offered and signed by a Clemson coach in any sport.

At Clemson, Dobson coached football, basketball and baseball. He was Clemson's first basketball coach, leading the Tigers to their only undefeated season in history in the inaugural season 1911-12, (4-0). In 1912-13, Clemson finished the basketball season with a 9-5 record. He was head baseball coach in 1911-1913.



## JOHN ERWIN (1913-15)

John Erwin is one of only two former players to serve as coach in Clemson basketball history. During his two years as coach, he led Clemson to a 4-8 record overall. In Clemson's first game ever on February 9, 1912, his brother James scored 58 points against Butler Guards, still an all-time single-game scoring record. He scored all 58 points on 29 field goals, no free throws. He played the center position for the Tigers. John and his brother were also tennis standouts at Clemson.

## A.H. WARD (1915-16)

Audley Ward was a professor in agronomy and farm machinery at Clemson. During the 1915-16 season he coached the team on a volunteer basis and the Tigers had a 2-6-1 record.

## COUNTRY MORRIS (1916-17, 1919-20)

In the fall of 1916, Morris was an assistant football coach and head coach of both the basketball and baseball teams. After the 1917 football season he enlisted in the Navy for World War I. Upon his discharge in 1919, he came back to Clemson to coach the baseball and basketball teams. After leaving Clemson he was an athletic director, coach, and manager of pro baseball teams. He also coached at the University of Maryland. Morris had a 16-8 record in his career, including a 10-3 record in games played at Clemson and 13-1 in February and March.

## JIGGS DONAHUE (1917-19)

Edward Donahue had to be one of the most organized men in the country. During the 1918-19 school year, Donahue was head coach of four Clemson sports: football, basketball, baseball, and track. During his four years at Clemson, he was basketball and baseball coach for two seasons, and head track coach for one season.

He was an outstanding athlete at Washington & Lee, as he played in the backfield on the football team and played catcher on the baseball team. Upon graduation, he was an assistant coach in football and head coach in baseball and basketball.

At Clemson, Donahue had a 6-3 record, including 5-0 in games played in February.

## LARRY CONOVER (1920-21)

Conover was a line coach for the Clemson football team in addition to serving as head basketball coach. He played center for Penn State's football team and lettered in football in 1916 and 1917. Conover had a fine 10-4 mark at Clemson, including a perfect 6-0 in games played at Clemson.

## E.J. STEWART (1921-23)

E. J. Stewart was head football coach for two years at Clemson, 1921-22. However, he coached more than one sport during his stay at Tigertown. In the spring of 1921, Stewart coached the baseball and track teams while conducting spring football practice. In the fall, Stewart's football team went 1-6-2, but he improved to a 5-4 slate in 1922. He went on to coach the track teams in 1922 and 1923.

He also coached at Nebraska and the University of Texas. At Nebraska, he led the Cornhuskers to a combined record of 11-4 in 1916-1917. They also won the Missouri Valley Conference title both seasons. After leaving the University of Nebraska, he entered the automobile business as President and Treasurer of the Stewart Motor Co. Because of the economic conditions at the time, he decided to go back into coaching.

At Clemson, he had a 19-19 record, including 12-6 in the month of February and 12-7 at home.

## BUD SAUNDERS (1923-25)

Bud Saunders graduated from Missouri in 1911, with a bachelors degree in Law. At Missouri, he played football and basketball. He wanted to play two other sports, but a conference rule at the time forbid an athlete from participating in more than two sports.

Saunders was football coach at Knox College before coming to Clemson. In football, Saunders coached for four seasons, 1923-1926. He also coached the basketball teams in 1924 and 1925. His best season in football came in 1923, as he led the Tigers to a 5-2-1 slate. He was 6-28 as a head basketball coach at Clemson.

## A.A. GILLIAM (1925-26)

Gilliam was an assistant football coach for the Tiger football team and coached the freshmen team in 1925. As Clemson's head coach the Tigers had a 4-17 record.

## JOSH CODY (1927-31)



Josh Cody, fondly known as "big man," will always be a favorite to Clemson fans. Cody, a big man in stature at 6-2, 220 pounds, led Clemson to victories over South Carolina for four straight years in football. He is the only coach in Clemson history who has been around more than two years who never lost a football game to South Carolina. He also defeated Furman three straight years. Cody had a 13-0-1 record in home games and had a 72 percent winning mark overall, fourth best in Clemson history.

Cody coached Clemson for five seasons, the longest tenure for a Clemson basketball coach in the first 25 years of the sport at Clemson. He had a 48-55 record, including 32-13 at home. Cody passed away on June 17, 1961.

## JOE DAVIS (1931-40)

Joe Davis was a graduate of Southwestern University of Memphis. For 36 consecutive years Davis and former Clemson Head Football Coach Jess Neely were one of the most acclaimed coaching tandems in college football, nine years at Clemson and 27 seasons at Rice. Davis became Neely's chief football aide in 1931 at Clemson.

He also coached the basketball team, compiling a 101-86 record in nine seasons. He left Clemson as the school's all-time winningest basketball coach and is still fourth in Clemson history in victories. Davis still has the best winning percentage in road games in Clemson history, as his 44-52 road mark was a 46 percent winning mark. His best basketball season was the 1934-35 team that finished with a 15-3 record overall for a .833 pct, an all-time Clemson record.

At Rice he coached basketball for six seasons and won or shared three consecutive SWC championships in 1943-

45, then added another tri-championship in 1949. The 1945 Rice team, led by two-time All-American Bill Henry, finished with a 20-1 record and is generally recognized as one of Rice's greatest teams ever.

## ROCK NORMAN (1940-46)



Rock Norman was one of the state of Virginia's great natural athletes during his day and one of the greatest produced by Roanoke College. Norman spent 51 years in the coaching profession, 34 of them coaching track, basketball, and football at Clemson, The Citadel, Furman and the University of South Carolina. His last college experience was an 18-year stay at Clemson where his track teams won 49 meets and lost 24.

At one time his teams won 17 consecutive meets. He spent six seasons as head basketball coach at Clemson, a position he also held at three other colleges. Norman won state track titles at Clemson in 1940, '41, '42, '43, '49, '51 and '57. He has been enshrined in the South Carolina Athletic Hall of Fame, the Roanoke College Hall of Fame and the Clemson Athletic Hall of Fame. On the hardcourt, Norman had a 32-70 record at Clemson.

## BANKS MCFADDEN (1946-56)



McFadden was a consensus All-American in both football and basketball in the same calendar year (1939). He is the only Clemson athlete to accomplish this feat and is one reason he was named the nation's most versatile athlete for 1939.

McFadden was elected to the National Football Hall of Fame in 1959 and received the Distinguished Alumni Award from Clemson in 1966. He was a charter member of the Clemson Athletic Hall of Fame and South Carolina Athletic Hall of Fame. He is the only Clemson player to have his jersey retired in two sports. He was the top scorer and All-American on Clemson's only conference postseason basketball championship team (1938-39).

McFadden coached the Tigers for 10 years, tied for the longest tenure in Clemson basketball history. He was Clemson's coach when the Tigers entered the ACC and he had an 85-131 overall record. His best season was in 1951-52 when the Tigers had a record of 17-7, a 71 percent winning percentage.

That team had an 11-4 conference record, still the most wins in school history in league play. McFadden's Tigers improved their league record five straight years between 1948-52, the first coach in NCAA history to do that. He passed away in June, 2005.

## PRESS MARAVICH (1956-62)



Press Maravich was the first coach in school history to guide the Tigers to the championship game of the ACC Tournament. Clemson made a dream run in 1962, Maravich's final year at Clemson. He defeated four top 20 teams in his career, the first Clemson coach to beat a ranked opponent. That first ranked win came in his first year, a 96-94 overtime win against eighth-ranked NC State.

Maravich had a record of 55-96 and his best year came in 61-62 when he took Clemson to the Finals of the ACC Tournament. Clemson beat a sixth ranked Duke team in the semifinals of that tournament, then the highest





# FORMER HEAD COACHES

ranked win in Clemson history. He still holds the Clemson record for winning percentage in overtime games, 3-0 in 1956-57, and he also had a 23-19 career mark in games decided by five points or less, also a Clemson record.

Maravich left Clemson and became an assistant coach at NC State before moving up to the head coaching position when Everett Case retired. Maravich later became head coach at Louisiana State where he coached his son, Pete, who went on to become the leading scorer in NCAA history. Maravich passed away on April 15, 1987.

## BOBBY ROBERTS (1963-70)



Bobby Roberts coached Clemson for eight seasons and was the head coach when Littlejohn Coliseum opened in 1968. He had an 82-116 record in those eight seasons, including a then record 41 wins over ACC teams.

His best season was a 17-8 campaign in 1966-67, a season that would have been an NCAA Tournament season by today's standards. During that season Clemson beat all four North Carolina ACC schools within eight days, including North Carolina and NC State in the North-South Doubleheader in Charlotte. Duke was ranked 14th and North Carolina third in the UPI poll at the time. Roberts passed away in June 2002.

## TATES LOCKE (1970-75)



Tates Locke had a 62-70 record in his five years at Clemson. He coached Clemson to its first ever top 20 season, a No. 19 final ranking in the UPI poll in 1974-75. That team featured Tree Rollins, Clemson's all-time leading rebounder. That 1974-75

team played in the NIT in New York, Clemson's first postseason tournament appearance in history.

Locke had an outstanding 43-15 record in games at Littlejohn Coliseum, and he posted a 6-2 career record in overtime games, best in Clemson history on a percentage basis. Locke defeated five ranked teams in his career, including wins over No. 3 Maryland, No. 10 North Carolina and No. 4 NC State in the same season.

Locke served as an NBA scout and executive with the Portland Trailblazers.

## BILL FOSTER (1975-84)



Bill Foster is the third-winningest coach in Clemson history on a percentage basis. He is third to Oliver Purnell and Rick Barnes on a percentage basis in ACC games (.373) and ACC road games (.233). Foster won 156 and lost 106 in his nine years as head coach. He is tied for the most top-20 wins (16) in Clemson history and also won 13 games in overtime, also a program record.

Foster's best year was 1979-80 when he guided the Tigers to a 23-9 record and the Final Eight of the NCAA Tournament, the farthest Clemson has advanced in the history of the NCAA Tournament. The Tigers defeated six Top 20 teams that year, still a single season record for ranked wins. That includes Clemson's only victory in history over the No. 1 ranked team (87-82 vs. Duke).

Foster left Clemson in 1984 to restart the Miami (Fla.) program and then was the head coach at Virginia Tech. In 1995-96 he took Virginia Tech to the Sweet 16 of the NCAA Tournament and has won at least 25 games in

1994-95 and 1995-96. His 1994-95 Virginia Tech team won the NIT. He retired after the 1996-97 season with 532 career wins and resides in Boone, NC. He was inducted into the Clemson Hall of Fame in 2001. In September of 2005 he received the Bobby Roberts Award from the Augusta Sports Council for lifetime contributions to college basketball.

A 1958 graduate of Carson-Newman, he was inducted into the Eagles' Hall of Fame in 2007. Foster passed away May 27, 2015 after a long bout with Parkinson's disease.

## CLIFF ELLIS (1984-94)



Cliff Ellis is Clemson's winningest coach in history on a total victories basis (177-128). Ellis coached Clemson for 10 years and the Tigers went to eight postseason tournaments, three NAAs and five NITs. He coached Clemson to the ACC regular season title in


1989-90, the only regular season ACC title in Clemson history. The Tigers had a 24-8 record that year. His 1986-87 Tiger team won a record 25 games.

Ellis set 33 Clemson coaching records, including ACC regular season victories, victories at home and home winning percentage. He coached Clemson to three NCAA Tournament appearances in a four-year period (1986-90). He left Clemson after the 1993-94 season to become the head coach at Auburn and he took the Tigers to the NCAA Tournament and a top-10 national ranking in 1998-99.

Ellis won 22 games over top-25 teams in his 10 years at Clemson, including an upset of 12th-ranked Florida State in the 1993 ACC Tournament, and a victory over a No. 2 North Carolina team in 1994.

Ellis was named ACC Coach-of-the-Year in 1986-87 and 1989-90, the only Clemson coach to win that award. After a short stint in broadcasting, he has been the head coach at Coastal Carolina University since 2007. He was inducted into Clemson's Athletic Hall of Fame in 2013 and in 2015, became the first coach in Division I history with 150 or more wins at four different schools.

## RICK BARNES (1994-98)



Rick Barnes was the first coach in Clemson history to take the Tigers to the NCAA tournament three consecutive years. He brought Clemson to the NIT in 1994-95 and to the NAAs in 1995-96, 1996-97 and 1997-98, meaning Clemson was in postseason play every year of his tenure.

His top season was his third year, 1996-97, when he coached Clemson to a 16-1 start and a number-two national ranking. The season opened with a 79-71 overtime victory against defending National Champion Kentucky. The team ended the season 23-10 and ranked eighth in the final USA Today poll.

Picked last in the ACC prior to his first season, he shocked the basketball world by winning his first 10 games, including a 75-70 victory over No. 9 Duke in Cameron Indoor Stadium. His second season featured an 18-11 record, including Clemson's first ever ACC Tournament victory over 20th ranked North Carolina.

The Tigers were ranked fifth in the nation in the preseason poll of 1997-98, an example of the level of respect Barnes had brought to the program. Clemson defeated three top 25 teams in 1997-98, including sixth-ranked South Carolina.

The school established attendance records on a per game and total basis in 1996-97 and 1997-98. He was the head coach at the University of Texas from 1998 through 2015, taking the Longhorns to the Final Four in 2004. He is now the head coach at the University of Tennessee and

took that program to the 2018 and 2019 NCAA Tournament.

## LARRY SHYATT (1998-2003)



Larry Shyatt won 70 games during his five years as the head coach at Clemson. He succeeded Rick Barnes, with whom he had served as associate head coach from 1994-95 through 1996-97. Shyatt was given much credit for Clemson's run to a Sweet 16 finish in 1996-97. After coaching Wyoming in 1997-98, he returned to

Clemson.

He immediately led Clemson to a 20-15 record and an NIT berth in his first season, 1998-99. The Tigers defeated Georgia, Rutgers, Butler and Xavier to advance to the championship game versus California. Clemson fell just short, losing by only one point on the last possession of the game. His 20 victories set a Clemson record for wins by a rookie coach and he became just the third ACC coach in history to win 20 games in his first year with a league program.

Shyatt defeated North Carolina three different times over his tenure. The biggest win of his tenure was a 75-65 upset in 2001, when the Tar Heels were ranked No. 1 in the nation. He also defeated the Tar Heels in 1999 and 2003. During his final season, Clemson started 9-0, which included a victory over basketball power Cincinnati.

Shyatt was an assistant coach at Florida when the Gators won consecutive NCAA titles in 2006 and 2007. He coached two stints at the University of Wyoming, before leaving the Cowboys in 2016 for an assistant coach position with the Dallas Mavericks.

## OLIVER PURNELL (2003-10)



Oliver Purnell coached for seven seasons at Clemson and guided the Tigers to six postseason appearances, including three NCAA Tournaments in his final three years with the program.

Purnell concluded his career with the Tigers as the winningest coach in Clemson history on a percentage basis. His teams compiled a 138-88 record, which equates to a .611 winning mark.

His 2006-07 team matched a school record by winning 25 games. The team set a Clemson standard with a 17-0 start to the season and advanced to the championship game of the NIT.

He coached the 2007-08 team to a berth in the ACC Championship game, just the second in history for the Tigers. The team won 24 games, including 10 in the regular season ACC race to match a school record.

His 2008-09 team went 23-9 overall, 9-7 in the ACC and handed a top-10 Duke team their worst loss in 19 years when Clemson won 74-47 over the Blue Devils at home. It was the signature victory during the Purnell era.

The 2009-10 team followed with another 9-7 mark in league play, making it the only time in Clemson history the Tigers posted three consecutive winning seasons against ACC competition.

Several players flourished under Purnell's watch. Trevor Booker was a first-team All-ACC forward in 2010 and went on to be a first-round draft pick (No. 23 overall) by the Washington Wizards. He also coached Cliff Hammonds, the ACC's "Skip" Prosser Award winner in 2008, and K.C. Rivers, a second-team All-ACC performer the same season.

Purnell left Clemson to coach five seasons at DePaul University through the 2014-15 season. He is now retired and living in Florida.

# COACHING RECORDS

## SEASON VICTORIES

**Overall:** 25, Cliff Ellis, 1986-87, Oliver Purnell, 2006-07, Brad Brownell, 2017-18  
**Consecutive:** 17, Cliff Ellis, 1986-87 & Oliver Purnell, 2006-07  
**Consecutive Start of a Career:** 10, Rick Barnes, 1994-95  
**First Year:** 22, Brad Brownell, 2010-11  
**In ACC Regular Season:** 11, Brad Brownell, 2017-18  
**Consecutive ACC:** 7, Bobby Roberts, 1966-67  
**Against AP Top 20:** 6, Bill Foster, 1979-80  
**5 points or less:** 8, Oliver Purnell, 2006-07; Brad Brownell, 2013-14  
**ACC 5 points or less:** 6, Cliff Ellis, 1986-87; Brad Brownell, 2017-18  
**In Overtime:** 3, 3 coaches in 3 seasons  
**Home:** 16, Oliver Purnell, 2006-07; Brad Brownell, 2013-14  
**ACC Home:** 8, Brad Brownell, 2017-18  
**Consecutive ACC Home:** 7, Bill Foster, 1979-80, Cliff Ellis, 1989-90 & Oliver Purnell, 2007-08  
**Road:** 10, 3 coaches in 3 seasons  
**Consecutive Road:** 10, Cliff Ellis, 1986-87  
**Consecutive ACC Road:** 5, Cliff Ellis, 1986-87

## WINNING PERCENTAGE

**Overall:** .833 (15-3), Joe Davis, 1934-35  
**Min. 20 Games:** .806 (25-6), Cliff Ellis, 1986-87  
**Road:** .833 (10-2), Cliff Ellis, 1986-87  
**Home:** 1.000 (15-0), Bill Foster, 1979-80, 1.000 (14-0) & Cliff Ellis, 1989-90  
**ACC Regular Season:** .714 (10-4), Cliff Ellis, 1986-87, 89-90  
**ACC Home:** 1.000 (7-0), Bill Foster, 1979-80 & 1.000 (7-0), Cliff Ellis, 1986-87  
**ACC Road:** .714 (5-2), Cliff Ellis, 1986-87  
**First Year:** .647 (22-12), Brad Brownell, 2010-11  
**Overtime (Min. 2 games):** 1.00 (3-0), Press Maravich, 1956-57  
**Games decided 5 points or less:** .875 (7-1), Cliff Ellis, 1986-87  
**ACC games decided 5 points or less:** .857 (6-1), Cliff Ellis, 1986-87

## ACC ERA (1953-PRESENT) BASKETBALL STAFF MEMBERS

**AHEARN, DAN** (Providence '93) Graduate Assistant 1994-96; Director of Basketball Operations 1996-98  
**BAIZE, JONAH** (Clemson '11) Graduate Manager 2012-13  
**BERNSTEIN, SPENCER** (Clemson '00) Graduate Manager 2000-02  
**BENDER, DICK** (Western Maryland '86) Director of Operations, 2010-14, Assistant Coach 2016-Present  
**BOWMAN, NICK** (Eastern Kentucky '10) Director of Recruiting, 2015-18  
**BRENNAN, JIM** (Clemson '65) Assistant Coach 1965-70  
**BRADLEY, RON** (Eastern Nazarene '74) Associate Head Coach 2003-10  
**BROWN, LARRY** (Stephen F. Austin '71) Assistant Coach 1991-93  
**BROWN, STEWART** (Clemson '15) Graduate Manager, 2015-16  
**BUCKLIN, MATT** (Georgia '12) Director of Operations 2018-Present  
**BUTTERS, TEE** (Clemson '11) Graduate Manager 2011-12  
**BRYANT, CLINT** (Bel. Abbey '77) Assistant Coach 1977-84

## CAREER VICTORIES

**Overall:** 185, Brad Brownell (185-142), 2010-20  
**ACC Regular Season:** 85, Brad Brownell (85-93), 2010-20  
**vs. ACC Teams:** 90, Brad Brownell (90-102), 2010-20  
**At Home:** 123, Cliff Ellis (123-36), 1985-94  
**Consecutive Home:** 29, Cliff Ellis (1988-90)  
**Away:** 45, Joe Davis (45-51), 1932-40  
**ACC Home:** 42, Cliff Ellis (42-31), 1985-94  
**ACC Away:** 16, Oliver Purnell (16-40), 2003-10  
**vs. AP Top 20:** 16, Bill Foster, 1976-84 & Cliff Ellis, 1985-94  
**vs. AP Top 25:** 22, Cliff Ellis, 1985-94  
**5 points or less:** 37, Cliff Ellis (37-39), 1985-94  
**ACC 5 points or less:** 23, Cliff Ellis (23-21), 1985-94  
**In Overtime:** 13, Bill Foster (13-10), 1976-84  
**Years as Coach:** 10, Banks McFadden, 1947-56 & Cliff Ellis, 1985-94

## WINNING PERCENTAGE

(Minimum three years experience)

**Overall:** .611, Oliver Purnell (138-88), 2003-10  
**vs. ACC Teams:** .468, Brad Brownell (80-91), 2010-19  
**At Home:** .808, Cliff Ellis (123-36), 1985-94  
**Away:** .458, Joe Davis (44-52), 1932-40  
**ACC Home:** .671, Brad Brownell (53-26), 2010-17  
**ACC Away:** .286, Oliver Purnell (16-40), 2003-10  
**5 points or less:** .510, Oliver Purnell (25-24), 2003-10  
**ACC 5 points or less:** .523, Cliff Ellis (23-21), 1985-94  
**In Overtime:** .750, Bates Locke (6-2), 1971-75

**CAMPBELL, DAVE** (Catawba '66) Assistant Coach 1983-84  
**CLAUNCH, AUSTIN** (Emory '12) Graduate Manager 2013-15  
**CLENDINEN, BILL** (Florida State '59) Assistant Coach 1970-75  
**COUSINS, BRIAN** (Providence '91) Assistant Coach 1997-98  
**D'ALESSANDRO, BEN** (Providence '95) Director of Basketball Operations 2003-05  
**DALLESSIO, JERRY** (Notre Dame '74) Assistant Coach 1988-89  
**DEAN, ANTONIO REYNOLDS** (Rhode Island, '99) Assistant Coach 2017-Present  
**DEN BOER, TOM** (Carroll College '84) Volunteer Assistant 1986-87; Director of Basketball Operations 1989-91  
**DRISCOLL, MATT** (Slippery Rock '92) Assistant Coach 1998-2003  
**DUNCAN, SCOTT** (Wooster '78) Assistant Coach 1998-2000  
**FAULKNER, JERRY** (Newberry '67) Assistant Coach 1980-84  
**FELTON, DENNIS** (Howard '85) Assistant Coach 1994-97; Associate Head Coach 1997-98  
**GAFFNEY, JIMMY** (Presbyterian College '82) Graduate Assistant 1983-84  
**GAITHER, TOMMY** (Clemson '69) Graduate Assistant 1974-75  
**GLEATON, CJ** (Anderson '16) Graduate Manager 2016-18  
**GOINS, ANTHONY** (St. John's '08) Assistant Coach 2019-Present  
**GORDON, ADAM** (Tampa '06) Graduate Assistant 2008-11  
**GORDY, LEN** (Arizona '77) Assistant Coach 1985-92  
**GRANT, EARL** (Georgia College '00) Assistant Coach 2010-14  
**HANKS, MAURY** (Cal State Northridge '84) Assistant Coach 1985-87  
**HARRIS, EUGENE** (Florida State '78) Assistant Coach 1984-94  
**HARRISON, CHARLIE** (Guilford '71) Assistant Coach 1974-75  
**HAMILTON, VERNON** (Clemson '07) Graduate Manager, 2014-16

**HESKETT, TIM** (Oklahoma '01) Graduate Assistant 2002-04  
**HILL, GEORGE** (Auburn '51) Assistant Coach 1970-72  
**HOGAN, DON** (South Alabama '82) Assistant Coach 1984-87  
**HUSSEY, BOBBY** (Appalachian State '62) Assistant Coach 1989-91; Assistant Coach 2000-03  
**KAISER, TOM** (Army '82) Graduate Assistant 1987-88  
**KINGERY, JOE** (Shorter '66) Assistant Coach 1975-80  
**KOHTALA, ED** (Maine '79) Graduate Assistant 1997-98  
**KRAJACK, GEORGE** (Clemson '60) Assistant Coach 1962-65  
**LAING, ROBBIE** (Troy '81) Assistant Coach 1993-94  
**LOUCKS, RAY** (Miami-Ohio '69) Assistant Coach 1972-73  
**LUTZ, BOBBY** (UNC Charlotte '80) Director of Basketball Operations 1984-85; Assistant Coach 1985-86  
**MALPASS, CLIFF** (Carson-Newman '61) Asst. Coach 1970-74  
**MARTIN, BRUCE** (Clemson '94) Graduate Assistant 1998-2000; Director of Basketball Operations 2000-03  
**MARSHALL, RICH** (Marquette '81) Assistant Coach 1989-90  
**McDONALD, KEN** (Providence '92) Assistant Coach 1994-98  
**McGILLAN, RILEY** (Clemson '17) Graduate Manager 2017-18  
**McKAY, LUCAS** (UNC Wilmington '06) Director of Operations, 2014-18; Director of Recruiting 2018-19  
**MORRELL, MICHAEL** (Milligan '05) Graduate Assistant 2007-08; Director of Basketball Operations 2008-10  
**MUSE, BILL** (Mississippi '79) Assistant Coach 1990-92  
**MUSSELMAN, ART** (The Citadel '60) Assistant Coach 1968-70  
**NASH, CARL** (Fort Lewis College '82) Assistant Coach 1993-94  
**NICKELBERRY, KEVIN** (Virginia Wesleyan '86) Assistant Coach 2003-06  
**NORMAN, A.W. "ROCK"** (Roanoke College '13) Assistant Coach 1956-57  
**PAYNE, EDDIE** (Wake Forest '75) Graduate Assistant 1975-77; Volunteer Assistant 1977-78  
**PEARSON, PHILIP** (Alabama '93) Director of Recruiting 2019-Present  
**POSTORINO, JOSH** (Dayton '99) Director of Basketball Operations 2007-08; Assistant Coach 2008-10  
**RAINEY, DWIGHT** (Shorter '67) Assistant Coach 1975-83  
**RAY, RICK** (Grand View '94) Associate Head Coach 2010-12  
**RILEY, RICHIE** (Eastern Kentucky '05) Assistant Coach 2014-16  
**ROBERSON, WILL** (Davidson '02) Graduate Assistant 2006-07  
**ROBERTS, BOBBY** (Furman '53) Assistant Coach 1958-62  
**SHYATT, LARRY** (Wooster '73) Assistant Head Coach 1994-97  
**SIMMONS, MARTY** (Evansville '88) Assistant to the Head Coach 2018-Present  
**SKELTON, BOBBY** (Clemson '80) Graduate Assistant 1986-88; Director of Basketball Operations 1991-96  
**SMART, SHAKA** (Kenyon '99) Assistant Coach 2006-08  
**SMITH, FRANK** (Old Dominion '88) Assistant Coach 2003-10  
**SMITH, STEVE** (Trinity College '02) Assistant Coach 2012-19  
**SOLOMON, ANTHONY** (Virginia '87) Director of Basketball Operations 1998-2000  
**STRUNK, BOB** (Belmont Abbey '75) Volunteer Assistant 1978-83  
**TAILOR, AMIT** (Illinois '08) Video Coordinator 2016-Present  
**TILLIS, DARREN** (Paul Quinn College '96) Assistant Coach 1999-2003  
**WADE, WILL** (Clemson '05) Graduate Assistant 2005-06; Director of Basketball Operations 2006-07  
**WASHINGTON, RUDY** (University of the Redlands '80) Assistant Coach 1984-85  
**WELP, ALEX** (Wittenberg '01) Director of Basketball Operations 2005-06  
**WILLIAMS, MIKE** (Greensboro College '76) Graduate Assistant 1983-84  
**WINIECKI, MIKE** (Richmond '89) Assistant Coach 2010-12; Associate Head Coach 2012-17

## CLEMSON HEAD COACHING SUMMARY

Name	Seasons	Years	Home	Away	Neut.	Non Conf	ACC Teams	Nov-Dec	Jan	Feb	Mar	Overall
Frank Dobson	2	1912-13	6-2	7-3	0-0				3-1	9-4	1-0	13-5
John Erwin	2	1914-15	2-1	2-7	0-0				1-2	2-4	1-2	4-8
A.H. Ward	1	1916	1-2-1	1-4	0-0				1-2	1-4-1	0-0	2-6-1
Country Morris	2	1917/1920	10-3	6-5	0-0				3-7	12-1	1-0	16-8
Jiggs Donahue	2	1918-19	5-0	1-3	0-0				1-1	5-0	0-2	6-3
Larry Conover	1	1921	6-0	4-4	0-1				3-1	6-4	1-0	10-5
E.R. Stewart	2	1922-23	12-7	7-11	0-1				6-13	12-6	1-0	19-19
Bud Sanders	2	1924-25	4-12	1-18	1-1				2-16	4-15	0-0	6-31
A.A. Gilliam	1	1926	2-6	2-11	0-0				2-9	2-8	0-0	4-17
Josh Cody	5	1927-31	30-13	18-38	0-4			4-5	19-29	24-20	1-1	48-55
Joe Davis	9	1932-40	51-29	45-51	5-5			5-7	36-37	54-40	6-2	101-86
Rock Norman	6	1941-46	19-31	12-37	1-2			2-6	13-28	17-36	0-0	32-70
Banks McFadden	10	1947-56	45-48	34-75	6-8			22-36	26-40	37-49	0-6	85-131
Press Maravich	6	1957-62	28-25	14-40	13-31	30-37	25-59	20-34	14-28	18-27	3-7	55-96
Bobby Roberts	8	1963-70	45-32	28-57	9-27	41-45	41-71	20-30	30-34	31-45	1-7	82-116
Tates Locke	5	1971-75	43-15	11-38	8-17	42-28	20-42	23-14	19-24	16-24	4-8	62-70
Bill Foster	9	1976-84	102-36	31-50	23-20	112-32	44-74	72-15	38-43	37-36	9-12	156-106
Cliff Ellis	10	1985-94	123-36	33-73	21-19	118-28	59-100	83-16	43-46	36-43	15-23	177-128
Rick Barnes	4	1994-98	48-13	16-25	10-10	44-8	30-40	37-4	16-18	13-17	8-9	74-48
Larry Shyatt	5	1998-03	51-31	9-40	10-13	49-21	21-62	44-16	7-32	14-24	5-12	70-84
Oliver Purnell	7	2003-10	88-26	32-46	18-15	84-19	54-69	77-12	23-31	22-27	16-18	138-88
Brad Brownell	10	2010-20	125-45	35-73	25-24	96-42	90-102	87-39	43-35	34-40	21-28	185-142





# NBA PLAYER STATISTICS

## RANDY MAHAFFEY (1967-71)

Year, Team	GP	FGM-FGA	Pct	FTM-FTA	Pct	Reb	Avg	Ast	Pts	Avg
1967-68, Kentucky	75	373-875	.426	281-411	.684	684	9.1	129	1027	13.7
1968-69, Kentucky-New York	79	351-828	.424	232-329	.705	571	7.2	99	934	11.8
1969-70, Carolina	84	367-821	.447	194-283	.686	681	8.1	164	928	11.0
1970-71, Carolina	83	385-791	.487	156-239	.653	618	7.4	115	926	11.2
<b>Totals</b>	<b>321</b>	<b>1476-3315</b>	<b>.445</b>	<b>863-1262</b>	<b>.684</b>	<b>2554</b>	<b>8.0</b>	<b>507</b>	<b>3815</b>	<b>11.9</b>

## SKIP WISE (1975-76)

Year, Team	GP	FGM-FGA	Pct	FTM-FTA	Pct	Reb	Avg	Ast	Pts	Avg
1975-76, San Antonio	2	2-4	.500	0-0	.000	3	1.5	1	4	2.0

## TREE ROLLINS (1977-95)

Year, Team	GP	FGM-FGA	Pct	FTM-FTA	Pct	Reb	Avg	Blks	Pts	Avg
1977-78, Atlanta	80	253-520	.487	104-148	.703	552	6.9	218	610	7.6
1978-79, Atlanta	81	297-555	.535	89-141	.631	588	7.3	254	683	8.4
1979-80, Atlanta	82	287-514	.558	157-220	.714	774	9.4	244	731	8.9
1980-81, Atlanta	40	116-210	.552	46-57	.807	286	7.2	117	276	7.0
1981-82, Atlanta	79	202-346	.584	79-129	.612	611	7.7	224	483	6.1
1982-83, Atlanta	80	261-512	.510	98-135	.726	743	9.3	343	620	7.8
1983-84, Atlanta	77	274-529	.518	118-190	.621	593	7.7	277	666	8.6
1984-85, Atlanta	70	186-339	.549	67-93	.720	442	6.3	167	439	6.3
1985-86, Atlanta	74	173-347	.499	69-90	.767	458	6.2	167	415	5.6
1986-87, Atlanta	75	171-313	.546	63-87	.724	488	6.5	140	405	5.4
1987-88, Atlanta	76	133-260	.512	70-80	.875	459	6.0	132	336	4.4
1988-89, Cleveland	60	62-138	.449	12-19	.632	139	2.3	38	136	2.3
1989-90, Cleveland	48	57-125	.456	11-16	.688	153	3.2	53	125	2.6
1990-91, Detroit	37	14-33	.424	8-14	.571	42	1.1	20	36	1.0
1991-92, Houston	59	46-86	.535	26-30	.857	171	2.9	62	118	2.0
1992-93, Houston	42	11-41	.268	9-12	.750	60	1.4	15	31	0.7
1993-94, Orlando	45	29-53	.547	18-30	.600	96	2.1	35	76	1.7
1994-95, Orlando	51	20-42	.476	21-31	.677	95	1.9	36	61	1.2
<b>Totals</b>	<b>1156</b>	<b>2592-4963</b>	<b>.522</b>	<b>1065-1522</b>	<b>.700</b>	<b>6750</b>	<b>5.8</b>	<b>2542</b>	<b>6247</b>	<b>5.4</b>

## LARRY NANCE (1981-94)

Year, Team	GP	FGM-FGA	Pct	FTM-FTA	Pct	Reb	Avg	Ast	Pts	Avg
1981-82, Phoenix	80	227-436	.521	75-117	.641	256	3.2	71	529	6.6
1982-83, Phoenix	82	588-1069	.550	193-287	.672	710	8.7	217	1370	16.7
1983-84, Phoenix	82	601-1044	.576	249-352	.707	678	8.3	173	1451	17.7
1984-85, Phoenix	51	515-877	.587	180-254	.709	536	8.8	104	1211	19.9
1985-86, Phoenix	73	582-1001	.581	310-444	.698	618	8.5	130	1474	20.2
1986-87, Phoenix	69	585-1062	.551	381-493	.773	599	8.7	148	1552	22.5
1987-88, Phoenix	40	327-616	.531	187-249	.751	394	9.9	96	843	21.1
1987-88, Cleveland	27	160-304	.527	117-141	.830	213	7.9	63	437	16.2
1988-89, Cleveland	73	496-920	.539	267-334	.799	581	8.0	206	1259	17.2
1989-90, Cleveland	62	412-807	.511	186-239	.778	516	8.3	122	1011	16.3
1990-91, Cleveland	80	635-1211	.524	265-330	.803	686	8.6	200	1537	19.2
1991-92, Cleveland	81	556-1032	.539	263-320	.822	670	8.3	243	1375	17.0
1992-93, Cleveland	77	533-971	.549	202-247	.818	668	8.7	198	1268	16.5
1993-94, Cleveland	33	153-314	.487	64-85	.753	227	6.9	55	370	11.2
<b>TOTALS</b>	<b>910</b>	<b>6370-11664</b>	<b>.546</b>	<b>2939-3892</b>	<b>.755</b>	<b>7352</b>	<b>8.1</b>	<b>2027</b>	<b>15687</b>	<b>17.2</b>

## HORACE GRANT (1987-2004)

Year, Team	GP	FGM-FGA	Pct	FTM-FTA	Pct	Reb	Avg	Blk	Pts	Avg
1987-88, Chicago	81	254-501	.501	114-182	.626	447	5.5	53	622	7.7
1988-89, Chicago	79	405-781	.519	140-199	.704	681	8.6	62	950	12.0
1989-90, Chicago	80	446-853	.523	179-256	.699	629	7.9	85	1071	13.4
1990-91, Chicago	78	401-733	.547	197-277	.711	659	8.4	69	1000	12.8
1991-92, Chicago	81	457-790	.578	235-317	.741	807	10.0	131	1149	14.2
1992-93, Chicago	77	421-829	.508	174-281	.619	729	9.5	96	1017	13.2
1993-94, Chicago	70	460-878	.524	137-230	.596	769	11.0	84	1057	15.1
1994-95, Orlando	74	401-707	.567	146-211	.692	715	9.7	88	948	12.8
1995-96, Orlando	63	347-677	.516	152-207	.734	580	9.2	74	847	13.4
1996-97, Orlando	67	358-695	.515	128-179	.715	600	8.5	65	845	12.6
1997-98, Orlando	76	393-857	.459	135-199	.678	618	8.1	79	921	12.1
1998-99, Orlando	50	198-456	.434	47-70	.671	351	7.0	60	443	8.9
1999-00, Seattle	76	266-599	.444	80-111	.721	591	7.8	60	612	8.1
2000-01, La. Lakers	77	263-569	.462	131-169	.775	545	7.1	61	657	8.5
2001-02, Orlando	76	264-515	.512	80-111	.720	481	6.3	49	608	8.0
2002-03, Orlando	5	13-25	.520	0-0	.000	8	1.6	0	26	5.2
2003-04, La. Lakers	55	92-224	.411	39-54	.722	233	4.2	21	223	4.1
<b>Totals</b>	<b>1165</b>	<b>5439-10695</b>	<b>.509</b>	<b>2114-3053</b>	<b>.692</b>	<b>9443</b>	<b>8.1</b>	<b>1136</b>	<b>12996</b>	<b>11.2</b>

## ELDEN CAMPBELL (1990-2005)

Year, Team	GP	FGM-FGA	Pct	FTM-FTA	Pct	Reb	Avg	Blk	Pts	Avg
1990-91, La. Lakers	52	56-123	.455	32-49	.653	96	1.8	38	144	2.8
1991-92, La. Lakers	81	220-491	.448	138-223	.619	423	5.2	159	578	7.1
1992-93, La. Lakers	79	238-520	.458	130-204	.637	332	4.2	100	606	7.7
1993-94, La. Lakers	76	373-808	.462	188-273	.689	519	6.8	146	934	12.3
1994-95, La. Lakers	73	360-785	.459	193-290	.665	445	6.1	132	913	12.5
1995-96, La. Lakers	82	447-888	.503	249-349	.713	623	7.6	212	1143	13.9
1996-97, La. Lakers	77	442-942	.469	263-370	.711	615	7.9	117	1148	14.9
1997-98, La. Lakers	81	289-624	.463	237-342	.693	455	5.6	102	816	10.1
1998-99, La./Charlotte	49	222-465	.477	172-269	.639	397	8.1	73	616	12.6
1999-00, Charlotte	78	370-829	.446	247-358	.690	590	7.6	150	987	12.7
2000-01, Charlotte	78	367-834	.440	288-406	.709	608	7.8	140	1022	13.1
2001-02, Charlotte	77	384-794	.483	306-384	.796	530	6.9	137	1074	13.9
2002-03, Seattle	56	117-295	.397	109-136	.801	181	3.2	39	343	6.1
2003-04, Detroit	65	138-314	.439	85-124	.685	209	3.2	50	361	5.6
2004-05, N.J./Detroit	40	39-123	.317	42-55	.764	93	2.3	7	120	3.0
<b>Totals</b>	<b>1044</b>	<b>4062-8835</b>	<b>.460</b>	<b>2679-3832</b>	<b>.699</b>	<b>6116</b>	<b>5.9</b>	<b>1602</b>	<b>10805</b>	<b>10.3</b>

## DALE DAVIS (1991-2007)

Year, Team	GP	FGM-FGA	Pct	FTM-FTA	Pct	Reb	Avg	Blk	Pts	Avg
1991-92, Indiana	64	154-279	.552	87-152	.572	410	6.4	74	395	6.2
1992-93, Indiana	78	304-535	.568	119-225	.529	723	9.3	148	727	8.9
1993-94, Indiana	66	308-582	.529	155-294	.527	718	11.0	106	771	11.7
1994-95, Indiana	74	324-576	.563	138-259	.533	696	9.4	116	786	10.6
1995-96, Indiana	78	334-599	.558	135-289	.467	709	9.1	112	803	10.3

1996-97, Indiana	80	370-688	.538	92-215	.428	772	9.6	77	832	10.4
1997-98, Indiana	78	273-498	.548	80-172	.465	611	7.8	87	626	8.0
1998-99, Indiana	50	161-302	.533	76-123	.618	416	8.3	57	398	8.0
1999-00, Indiana	74	302-602	.502	139-203	.685	729	9.9	94	743	10.0
2000-01, Portland	81	242-487	.497	96-152	.632	606	7.5	76	580	7.2
2001-02, Portland	78	296-508	.582	150-212	.707	688	8.8	83	742	9.5
2002-03, Portland	78	237-438	.541	105-166	.633	564	7.2	70	579	7.4
2003-04, Portland	76	133-281	.473	65-106	.613	398	5.2	62	331	7.4
2004-05, G. State/Ind.	61	112-234	.479	60-99	.606	375	6.1	65	284	4.7
2005-06, Detroit	28	9-24	.375	8-15	.533	53	1.9	9	26	0.9
2006-07, Detroit	46	33-74	.446	17-26	.654	137	3.0	34	83	1.8
<b>Totals</b>	<b>1,094</b>	<b>3592-6779</b>	<b>.530</b>	<b>1522-2708</b>	<b>.562</b>	<b>8605</b>	<b>7.9</b>	<b>1270</b>	<b>8706</b>	<b>8.0</b>

## CHRIS WHITNEY (1993-2004)

Year, Team	GP	FGM-FGA	Pct	3FG-FGA	Pct	FTM-FTA	Pct	Reb	Ast	Pts	Avg
1993-94, San Antonio	40	25-82	.305	10-30	.333	12-15	.800	29	53	72	1.8
1994-95, San Antonio	25	14-47	.298	3-19	.158	11-11	1.00	24	28	42	1.7
1995-96, Washington	21	45-99	.455	19-44	.432	41-44	.932	33	51	150	7.1
1996-97, Washington	82	139-330	.421	58-163	.356	94-113	.832	104	182	430	5.2
1997-98, Washington	82	126-355	.355	52-169	.308	118-129	.915	115	196	422	5.1
1998-99, Washington	39	64-156	.410	32-95	.337	27-31	.871	47	69	187	4.8
1999-00, Washington	82	217-521	.417	96-255	.376	112-132	.848	134	313	642	7.8
2000-01, Washington	59	182-470	.387	93-248	.375	101-113	.894	106	248	558	9.5
2001-02, Washington	82	274-656	.417	131-323	.405	154-175	.880	152	314	833	10.2
2002-03, Denver/Orl.	51	124-349	.355	50-164	.305	57-69	.826	67	145	355	7.0
2003-04, Washington	16	17-45	.378	8-18	.444	5-5	1.00	15	14	47	2.9
Totals	579	1227-3110	.395	552-1528	.361	732-837	.875	815	1613	3738	6.5

# ALL-TIME LETTERMEN

## A

Abee, Russ	1939-40
Abraham, Colon	1974-75, 75-76, 76-77, 77-78
Ajukwa, Austin	2013-14, 14-15
Akingbala, Akin	2002-03, 03-04, 04-05, 05-06
Allen, Steve	2001-02, 03-04, 04-05, 05-06
Allenspach, Adam	1997-98, 98-99, 99-00, 00-01
Amestoy, Ryan	1991-92
Anderson, Xavier	2007-08, 08-09, 09-10, 10-11
Angel, Dave	1970-71, 71-72, 72-73
Antonick, Rudy	1963-64, 65-66
Asbill, Henry	1927-28
Ayers, Walt	1964-65, 65-66, 66-67
Ayoob, Joe	1964-65, 65-66, 66-67

## B

Babalola, Olu	2001-02, 02-03, 03-04, 04-05
Baciu, Catalin	2008-09, 09-10, 10-11, 11-12
Bagnal, Thurston	1939-40
<b>Baehre, Jonathan</b>	<b>2019-20</b>
Baines, Pasha	1999-00, 00-01
Baize, Jonah	2007-08, 08-09, 09-10, 10-11
Belich, Milan	1981-82, 82-83
Bell, Dwight	1945-46, 46-47, 47-48, 48-49
Benedict, Buddy	1963-64, 64-65, 65-66
Benson, Bob	1959-60, 60-61, 61-62
Best, Michael	1985-86
Bethea, Jo Jo	1973-74, 74-75
Betko, Julian	2002-03
Blackman, Anthony	1984-85
Blalock, Joe	1940-41
Blossomgame, Jaron	2013-14, 14-15, 15-16, 16-17
Bohonak, Mike	1961-62, 62-63, 63-64
Bolick, R.A.	1943-44
Bonzulak, Bill	1960-61
Booker, Devin	2009-10, 10-11, 11-12, 12-13
Booker, Trevor	2006-07, 07-08, 08-09, 09-10
Bounellis, D.N.	1943-44
Bovain, Andre	1990-91, 91-92, 92-93, 93-94
Bowie, Paul	1934-35
Boyd, Bobby	1944-45
Braddick, Dustin	1998-99, 99-00, 00-01
Brennan, Jim	1961-62, 62-63, 63-64
Brinkley, Ed	1955-56, 56-57, 57-58
Brown, Colby	1987-88, 88-89, 89-90, 90-91
Brown, David	1974-75, 75-76, 76-77
Brown, Jeff	1992-93, 93-94
Brown, Jive	1971-72, 72-73
Brown, Michael	1986-87
Brown, T.I.	1933-34, 34-35, 35-36
Browning, Mike	1971-72, 72-73
Bruce, Donnell	1987-88, 88-89, 89-90, 90-91
Bryce, Jack	1936-37, 37-38, 38-39
Bryce, W.	1934-35, 35-36, 36-37
Buchanan, Dude	1938-39, 39-40, 40-41
Buckingham, Wayne	1989-90, 91-92, 92-93, 93-94
Buckner, Greg	1994-95, 95-96, 96-97, 97-98
Budde, Ron	1994-95
Burks, Eric	1990-91
Burnisky, Gary	1961-62, 62-63, 63-64
Butchko, Andy	1974-75, 75-76
Bynum, Clarke	1980-81, 81-82, 82-83, 83-84
Bynum, Ed	1984-85

## C

Calhoun, Pat	1931-32
Campbell, Elden	1986-87, 87-88, 88-89, 89-90
Campbell, John	1977-78, 78-79, 79-80
Campbell, Marc	1980-81, 81-82, 82-83, 83-84
Cameron, Tom	1955-56, 56-57, 57-58
Capehart, Tim	1973-74
Carter, R.A.	1936-37
Carver, Don	1957-58, 58-59, 59-60
Cash, Marion	1988-89, 89-90
Channell, Hank	1964-65, 65-66, 66-67
Chappell, H.W.	1943-44
Chester, Brian	1994-95, 95-96, 96-97
Cheves, Bobby	1935-36, 36-37, 37-38
Chipleay, Bill	1940-41
Christie, Chey	2001-02, 02-03, 03-04
Christie, Tony	1995-96, 96-97, 97-98, 98-99
Clark, Harold	1929-30, 30-31, 31-32
Clark, Chip	1942-43, 43-44
Clarke, Frank	1957-58
Clifton, Dwon	2000-01
Coakley, John	1968-69, 69-70, 70-71
Code, Merl	1993-94, 94-95, 95-96, 96-97
Cohn, Sam	1965-66
Coleman, Devin	2011-12, 12-13
Coles, Greg	1975-76, 76-77, 77-78, 78-79
Conant, Scott	1973-74
Conrad, Bobby	1976-77, 77-78, 78-79, 79-80
Cooley, Joe	1971-72
Cooper, Gary	1987-88

Corbit, Glenn	1984-85, 85-86
Couch, Chris	1985-86, 86-87
Cox, Ronnie	1963-64
Coyle, Barney	1938-39, 39-40
Craig, Hawk	1940-41, 42-43
Craig, Johnson	1930-31, 31-32, 32-33
Crain, W.C.	1928-29, 29-30, 30-31
Crawford, Popeye	1945-46
Crawford, W.W.	1928-29
Crocker, Michael	1999-00
Croft, Wayne	1972-73, 73-74, 74-75
Crosland, Ben	1953-54

## D

Danko, Denny	1967-68
Davis, Dale	1987-88, 88-89, 89-90, 90-91
Davis, J.H.	1930-31
Davis, J.W.	1931-32, 32-33
Davis, Lyles	2015-16, 16-17, 17-18, 18-19
Davis, Murray	1943-44
<b>Dawes, Al-Amir</b>	<b>2019-20</b>
DeLoache, Billy	1952-53
Demonsthenes, Harry	1945-46
Demsey, Dave	1966-67, 67-68
DeVoe, Gabe	2014-15, 15-16, 16-17, 17-18
Dickerson, Marvin	1975-76, 76-77, 77-78, 78-79
Dillard, Bill	1932-33, 33-34, 34-35
Djambo, Ibrahim	2013-14
Djitte, Sidi	2013-14, 14-15, 15-16, 16-17
Dodson, W.P.	1932-33, 33-34, 34-35
Dodds, Chris	1979-80, 80-81, 81-82
Donnal, Mark	2017-18
Douglas, Jermel	1998-99, 00-01, 01-02, 02-03
Doyle, George	1945-46

## E

Eckard, Curt	1966-67, 67-68, 68-69
Eppey, Mike	1981-82, 82-83, 83-84
Eskew, H.L.	1927-28

## F

Faer, Mike	1967-68, 68-69
Fields, Carson	2011-12, 12-13, 13-14
Fields, Isaac	2016-17, 17-18
Filer, Adonis	2012-13, 13-14
Flathman, Gene	1937-38, 38-39
Ford, Sharrod	2001-02, 02-03, 03-04, 04-05
Forrest, Derrick	1988-89, 89-90
Foster, Dickie	1968-69, 69-70, 70-71
<b>Fox, Parker</b>	<b>2018-19, 19-20</b>
Francisco, Mel	1971-72
Franken, John	1974-75, 75-76, 76-77
Freeman, Eddis	1943-44, 44-45, 45-46, 46-47
Freeman, Kyle	1993-94
Freeny, S.W.	1942-43
Fuzy, Bob	1979-80

## G

Gage, Charlie	1951-52, 52-53, 53-54
Gardner, Geoff	1994-95
Gardner, Ken	1964-65, 65-66, 66-67
Garner, Patrick	1995-96
Gibbons, Walt	1957-58, 58-59, 59-60
Gibson, J.D.	1928-29, 29-30, 30-31
Gillespie, Frank	1946-47, 47-48, 48-49
Gillespie, L.T.	1942-43
Gilliam, Fred	1979-80, 80-81, 81-82, 82-83
Gilmore, Chuck	1998-99, 99-00
Goldfarb, Alan	1967-68
Graham, G.D.	1944-45
Graham, Harlan	1984-85
Graham, Whitey	1939-40, 40-41, 41-42
Grant, Harvey	1984-85
Grant, Horace	1983-84, 84-85, 85-86, 86-87
Grant, Jerai	2007-08, 08-09, 09-10, 10-11
Grantham, Donte	2014-15, 15-16, 16-17, 17-18
Gray, Devin	1991-92, 92-93, 93-94, 94-95
Green, J.W.	1943-44
Gregg, Van	1972-73, 73-74, 74-75
Grinde, Paul	2019-20

## H

Hall, Richard	1961-62, 63-64
Hall, Rod	2011-12, 12-13, 13-14, 14-15
Hamilton, Vernon	2003-04, 04-05, 05-06, 06-07
Hamilton, Vincent	1980-81, 81-82, 83-84, 84-85
Hammonds, Cliff	2004-05, 05-06, 06-07, 07-08
Harder, Bill	1994-95, 95-96, 96-97
Harman, Bruce	1973-74, 74-75, 75-76
Harris, Steve	1990-91, 1991-92
Harrison, Damarcus	2012-13, 13-14, 14-15
Haugk, Doug	1948-49, 49-50, 50-51
Hawkins, Bo	1970-71, 71-72
Helms, Garry	1963-64, 64-65, 65-66

<b>Hemenway, Alex</b>	<b>2019-20</b>
Henderson, Ray	1999-00, 00-01, 01-02, 02-03
Hendrix, F.E.	1943-44
Hendrix, Jermere	2001-02
Hewitt, Batson	1927-28, 28-29, 29-30
Hicks, J.C.	1950-51, 51-52, 52-53
Hill, Donte	2009-10
Hill, Frank	1941-42, 42-43
Hines, Kevin	1991-92, 92-93
<b>Hoag, Wells</b>	<b>2019-20</b>
Hobbs, Chris	2000-01, 01-02, 02-03, 03-04
Hoffman, Doug	1956-57, 57-58, 58-59
Hoishouser, W.A.	1946-47, 47-48, 48-49, 49-50
Holstein, Jeff	1985-86, 86-87
Holt, Walker	1999-00, 00-01, 01-02, 02-03
Hotzchuh, Bruce	1953-54, 54-55, 55-56
Holzshu, Paul	1968-69, 69-70
Hoover, Al	1976-77
Howell, Jimmy	1974-75, 75-76, 76-77, 77-78
Howling, Kirkland	1988-89, 89-90
Hudson, Jimmy	2003-04, 04-05
Hudson, Ty	2015-16, 16-17
Hunt, Rick	1972-73
<b>Hunter, Chase</b>	<b>2019-20</b>

## I

Iturbe, Iker	1994-95, 96-97, 97-98
--------------	-----------------------

## J

Jackson, Wistar	1936-37, 38-39
Jamison, Harold	1995-96, 96-97, 97-98, 98-99
Jarman, Murray	1982-83, 83-84
Jemison, Trey	2018-19, 19-20
Jenkins, Anthony	1982-83, 83-84, 85-86, 86-87
Jennings, Milton	2009-10, 10-11, 11-12, 12-13
Jenrette, Jeff	1987-88
Johnson, Danny	1994-95, 95-96
Johnson, Derrick	1975-76, 76-77, 77-78, 78-79
Johnson, Noel	2009-10
Jones, Bob	1927-28, 28-29, 29-30
Jones, LeDarion	1995-96, 96-97
Jones, Raymond	1980-81, 82-83, 83-84, 84-85
Jones, Ricky	1987-88, 88-89, 89-90, 90-91
Jones, Tripp	1966-67, 67-68, 68-69
Jordan, Harold	1947-48
Jurkunas, Andrius	1995-96, 96-97, 98-99, 99-00

## K

Keelin, Wayne	1947-48
Kelada, George	1991-92
Kelly, Andy	1992-93, 94-95
Key, Marvin	1981-82
Kincaid, Tim	1986-87, 87-88, 88-89
Kitchens, Ed	1935-36, 36-37, 37-38
Krajack, Eddie	1958-59, 59-60, 60-61
Krajack, George	1957-58, 58-59, 59-60

## L

Lambrakos, Pete	1941-42, 42-43, 43-44
Lancaster, Stan	1938-39, 39-40, 40-41
Landers, Bill	1954-55
Lastinger, Shawn	1989-90, 90-91
Latin, Greg	1969-70
Leshock, Jim	1961-62
Lester, J.E.	1927-28, 28-29, 29-30
Lewis, Jim	1957-58, 58-59
Logue, Todd	1991-92
Long, Jack	1946-47

## M

Mack, Tevin	2019-20
Magee, Watson	1936-37, 37-38
Mahaffey, Donnie	1961-62, 62-63, 63-64
Mahaffey, Randy	1964-65, 65-66, 66-67
Mahaffey, Richie	1966-67, 67-68, 68-69, 69-70
Mahaffey, Tommy	1959-60, 60-61, 61-62
Marshall, Grayson	1984-85, 85-86, 86-87, 87-88
Martin, Bud	1970-71, 71-72, 72-73
Martin, Bruce	1991-92, 92-93, 93-94, 94-95
Mason, Jimmy	1990-91
Mathis, Troy	2005-06
Maxwell, Earle	1958-59, 60-61
Mays, James	2004-05, 05-06, 06-07, 07-08
<b>McBride, O'Neil</b>	<b>2019-20</b>
McCants, Glen	1982-83, 83-84, 84-85, 85-86
McCullough, Tom	1950-51, 51-52, 52-53
McDaniels, K.J.	2011-12, 12-13, 13-14
McFadden, Banks	1937-38, 38-39, 39-40
McGlone, Tom	1927-28
McGillan, Riley	2014-15, 15-16, 16-17
McGraw, John	1950-51, 51-52, 52-53
McIlwain, Tom	1942-43
McIntyre, Terrell	1995-96, 96-97, 97-98, 98-99





# ALL-TIME LETTERMEN

McKinstry, Rick	1979-80
McKnight, Jamar	2000-01, 01-02
Michael, Chris	1982-83, 83-84, 84-85, 85-86
Middleton, Larry	1985-86, 86-87
Milasnovich, Nick	1961-62, 62-63, 63-64
Milford, Lee	1941-42
Miller, Danny	1971-72
Miller, Johnny	1997-98, 98-99
Mitchell, Rod	1987-88, 88-89
Mitchell, Shelton	2016-17, 17-18, 18-19
Moise, Bob	1940-41, 41-42, 42-43
Moncrief, Eddie	1955-56, 56-57, 57-58
Mooneyhan, Jack	1943-44
Moore, Cheyenne	2004-05
Moore, Khavon	2019-20
Moore, O.C.	1943-44
Moorer, Sonny	1950-51, 51-52, 52-53
Mooreman, Bob	1937-38, 38-39, 39-40
Morgan, Doc	1953-54, 54-55, 55-56
Morgan, Woody	1961-62, 62-63, 63-64
Morris, Byron	1992-93, 93-94
Morris, Matt	2004-05, 05-06, 06-07, 07-08
Murray, Joe	1950-51, 51-52, 52-53

## N

Nagys, Tomas	1999-00, 00-01, 01-02, 02-03
Nance, Larry	1977-78, 78-79, 79-80, 80-81
Narcisse, Bryan	2008-09, 09-10, 10-11, 11-12
Narvin, Chuck	1961-62, 62-63
Neel, Jack	1947-48, 48-49, 49-50, 50-51
Newman, Aubrey	1920-21
Newman, Carter	1924-25, 25-26, 26-27
<b>Newman III, John</b>	<b>2018-19, 19-20</b>
Nnoko, Landry	2012-13, 13-14, 14-15, 15-16

## O

O'Dell, J.B.	1927-28, 28-29
Odle, Danny	1971-72
Oglesby, Terrence	2007-08, 08-09
Oliver II, Anthony	2017-18

## P

Parker, Boyd	1944-45
Patterson, Choppy	1959-60, 60-61, 62-63
Patterson, Marty	1973-74, 74-75
Paul, Tyrone	1990-91
Pennington, Clyde	1934-35, 35-36
Perry, Sam	2004-05, 05-06, 06-07, 07-08
Petrunkis, Karolis	2006-07, 07-08, 08-09, 09-10
Poole, Chris	2006-07
Poole, David	1978-79
Potter, David	2006-07, 07-08, 08-09, 09-10
Powell, J.D.	1998-99, 99-00
Powell, Julius	2005-06, 06-07
Privette, Manning	1961-62, 62-63, 63-64
Pruitt, June	1945-46, 46-47, 47-48, 48-49
Pryor, Jerry	1985-86, 86-87, 87-88, 88-89

## Q

Quinn, Dewey	1945-46, 46-47
--------------	----------------

## R

Ragland, Rayfield	1993-94, 94-95
Reed, Marcquise	2016-17, 17-18, 18-19
Reisinger, Jeff	1972-73, 73-74
Reynolds, Jim	1945-46, 48-49, 49-50
Rice, C.W.	1935-36
Rice, Lamar	2003-04
Richardson, Ron	1949-50, 50-51, 51-52
Richie, Lou	1992-93, 93-94
Riddle, Furman	1946-47
Riddle, Leonard	1943-44, 46-47, 47-48, 48-49
Riley, Stick	1941-42, 42-43
Riser, Billy	1953-54, 54-55, 55-56
Rivers, K.C.	2005-06, 06-07, 07-08, 08-09
Robertin, Legend	2015-16
Robinson, Marvin	1950-51, 51-52, 52-53
Robinson, Shawan	2002-03, 03-04, 04-05, 05-06
Rogers, Charlie	1973-74, 74-75, 75-76
Rollins, Tree	1973-74, 74-75, 75-76, 76-77
Rome, Stan	1974-75, 75-76, 76-77, 77-78
Rooks, Patrick	2014-15
Roper, Jordan	2012-13, 13-14, 14-15, 15-16
Ross, Bill	1978-79, 79-80, 80-81, 81-82
Ross, Jack	1969-70, 70-71
Ryan, Barry	1951-52, 52-53, 53-54, 54-55

## S

Sapp, Patrick	1994-95
Sapp, T.J.	2011-12
Scott, Curran	2019-20
Scott, Edward	1999-00, 00-01, 01-02, 02-03
Scott, Ihsan	1994-95
Sears, Walt	1941-42, 42-43
Seay, Gene	1955-56, 56-57
Seitz, Larry	1960-61, 61-62, 62-63
Shaffer, David	1981-82, 82-83, 83-84

Shample, Dutch	1957-58, 58-59, 59-60
Sharp, Frank	1943-44
Shay, Beau	2001-02, 02-03, 03-04
Shealy, Don	1954-55
Shook, Buddy	1953-54, 54-55
Shore, Harry	1933-34
Shuler, N.P.	1932-33, 33-34
Shyatt, Geoff	2002-03
Shyatt, Jeremy	1999-00
<b>Simms, Aamir</b>	<b>2017-18, 18-19, 19-20</b>
Simons, T.J.	1931-32, 32-33, 33-34
Skara, David	2017-18, 18-19
Smith, Anthony	1991-92
Smith, Josh	2012-13, 13-14, 14-15, 15-16
Smith, Romaine	1929-30, 30-31, 31-32
Smith, Tanner	2008-09, 09-10, 10-11, 11-12
Smith, Tommy	1953-54, 54-55, 55-56
Snee, Johnny	1948-49, 49-50, 50-51, 51-52
Solomon, Will	1998-99, 99-00, 00-01
Spearmen, M.W.	1933-34, 34-35, 35-36
Spencer, Scott	2016-17, 17-18
Spender, George	1949-50, 50-51
Stanton, Cory	2010-11
Stitt, Demontez	2007-08, 08-09, 09-10, 10-11
Stockman, Tony	2000-01, 01-02
Stone, Rock	1954-55
Suit, Terrell	1971-72, 72-73, 73-74
Sullivan, Bernard	2011-12, 2012-13
Sutherland, Jim	1964-65, 65-66, 66-67
Swails, Alex	1933-34, 34-35
Swails, Jack	1967-68
Sykes, Raymond	2005-06, 06-07, 07-08, 08-09

## T

Tabb, Michael	1994-95
Tait, Michael	1985-86, 86-87
Thomas, Dave	1968-69, 69-70, 70-71
Thomas, Dick	1967-68
Thomas, Doodle	1928-29, 29-30
Thomas, Elijah	2016-17, 17-18, 18-19
Tomera, Frank	1992-93, 93-94
Townsend, Bunny	1947-48, 48-49, 49-50, 50-51
<b>Trapp, Clyde</b>	<b>2017-18, 18-19, 19-20</b>
Tyler, A.J.	2006-07
Tyler, M.D.	1944-45
<b>Tyson, Hunter</b>	<b>2018-19, 19-20</b>

Tyson, Sean	1987-88, 89-90, 90-91
-------------	-----------------------

## W

Walker, Keith	1978-79, 80-81
Wall, H. M.	1934-35
Wallace, Corey	1991-92, 92-93, 93-94
Wallace, Dave	1960-61
Wallace, Warren	1982-83, 83-84
Ward, Joe	1981-82
Warren, Bill	1957-58, 58-59
Watts, Joey	1989-90, 1990-91
Weddell, Pete	1968-69, 69-70, 70-71
Wells, Ames	1951-52, 52-53, 53-54
Wells, Chubby	1976-77, 77-78, 78-79
Whitney, Chris	1991-92, 92-93
Whitt, Vincent	1996-97, 97-98, 98-99
Wideman, Tom	1995-96, 96-97, 97-98, 98-99
Wiggins, Mitchell	1979-80
White, James	1945-46
White, Javan	2018-19
William, Malik	2017-18
Williams, Billy	1977-78, 78-79, 79-80
Williams, John	1970-71, 71-72
Williams, W.C.	1939-40
Wise, Skip	1974-75
Woni, Mohamed	1996-97, 97-98
Woodruff, Foggy	1927-28, 28-29, 29-30
Woodward, Henry	1932-33, 33-34, 34-35
Wright, Sharone	1991-92, 92-93, 93-94
Wyatt, Horace	1978-79, 79-80, 80-81, 81-82
Wyse, J. A.	1944-45

## Y


Yanutola, Jesse	2005-06, 06-07, 07-08, 08-09
Yarborough, Bill	1952-53, 53-54, 54-55, 55-56, 56-57
Yates, Ronnie	1968-69, 69-70
Yeary, Dick	1955-56, 56-57
Yockel, Vince	1955-56, 56-57, 57-58
Young, Andre	2008-09, 09-10, 10-11, 11-12
Young, David	1988-89, 89-90, 90-91

## Z

Zane, Stewart	1978-79
Zatezalo, Butch	1967-68, 68-69, 69-70

Note: Current players in bold.

**BUTCH ZATEZALO  
WAS A THREE-YEAR  
LETTERMAN FOR THE  
TIGERS FROM 1968-70.**



# ALL-TIME STARTING LINEUPS

## 1911-12

(4-0 Overall)

G D.E. Hydrick, Fr., 4, 0.5 PPG  
G Johnny Kangeter, Jr., 4, 1.5 PPG  
C James Erwin, Jr., 4, 31.0 PPG  
F John Erwin, So., 4, 17.0 PPG  
F Andrew Evans, Jr., 3, 3.3 PPG

**Note:** James Erwin scored a school record 58 points vs. Butler Guards in the second game of a doubleheader with Furman on Feb. 9, 1912.

## 1912-13

(9-5 Overall)

G Johnny Kangeter, Sr., 13, 0.5 PPG  
G Caughman, 14, 4.6 PPG  
C James Erwin, Sr., 11, 17.6 PPG  
F John Erwin, Jr., 14, 12.2 PPG  
F Earle Provost, Sr., 11, 1.6 PPG

## 1913-14

(1-3 Overall)

G Walker, 2, 0.0 PPG  
G Caughman, , 5, 6.8 PPG  
C W.P. Logan, So., 4, 1.3 PPG  
F John Erwin, Sr., 4, 16.3 PPG  
F Robert Thornton, Jr., 3, 1.0 PPG

**Note:** John Erwin was a player/coach of the Tigers this season. He finished his career averaging double figures for three seasons.

## 1914-15

(3-5 Overall)

G N.M. Bull, So., 8, 6.4 PPG  
G Clough Gee, Sr., 7, 1.6 PPG  
C J.W. Stribling, Jr., 7, 2.4 PPG  
F Robert Thornton, Sr., 8, 10.4 PPG  
F John Glover, Sr., 7, 1.4 PPG

## 1915-16

(2-6-1 Overall)

G Carlos Harris, Jr.  
G N.M. Bull, Jr.  
C J.W. Stribling, Sr.  
F Clarence Vincent, Sr.  
F Edgar Young, Sr.

**Note:** J.W. Stribling scored 50 points vs. Erskine on Feb. 17.

## 1916-17

(8-2 Overall)

G Taliaferro Robertson, Sr., 8, 1.9 PPG  
G Walter Colbert, Fr., 10, 5.4 PPG  
C J.H. Garraux, Fr., 10, 9.0 PPG  
F John Watkins, So., 10, 12.0 PPG  
F Goode Bryan, Jr., 10, 9.6 PPG

## 1917-18

(3-2 Overall)

G Walter Colbert, So.  
G Julian Robertson, Jr.  
C Charles Ford, Jr.  
F Goode Bryan, Sr.  
F John Watkins, Jr.

## 1918-19

(3-1 Overall)

G Julian Robertson, Sr., 4, 13.5 PPG  
G Oliver Going, Jr., 3, 1.5 PPG  
C Charles Ford, Sr., 3, 2.7 PPG  
F J.R. Schenck, So., 4, 6.5 PPG  
F Joseph Black, Jr., 3, 5.0 PPG

## 1919-20

(8-6 Overall)

G A.P. Coles, So.  
G Oliver Going, Sr.  
C Walter Colbert, Jr.  
F J.R. Schenk, Jr.  
F Joseph Black, Sr.

## 1920-21

(10-5 Overall)

G W.E. Hines, Sr.  
G A.P. Coles, Jr.  
C James Spearman, Sr.  
F Walter Colbert, Sr.  
F Julian Schilleter, Jr.

## 1921-22

(8-13 Overall, 0-3 SoCon)

G Julian Schilleter, Sr.  
G Bill Dorn, Sr.  
C R.F. Thornton, So.  
F Elias Day, Jr.  
F George Bryan, Jr.

## 1922-23

(11-6 Overall, 3-3 SoCon)

G Folsom Colbert, So., 17, 4.1 PPG  
G Mills, 17, 1.5 PPG  
C Joe Wertz, Jr., 7, 1.8 PPG  
F Elias Day, Sr., 17, 12.3 PPG  
F George Bryan, Sr., 17, 5.1 PPG  
**Top Sub:** Charlton Garrison, Jr., 7, 0.2 PPG

## 1923-24

(2-17 Overall 0-6 SoCon)

G Folsom Colbert, Jr., 19, 1.4 PPG  
G Vaughn, 16, 2.9 PPG  
C Hagood, 13, 4.8 PPG  
F Charlton Garrison, Sr., 16, 1.3 PPG  
F Dotterer, 11, 1.7 PPG  
**Top Subs:** Joe Wertz, Sr., 8, 2.5 PPG  
Chandler, 7, 6.7 PPG

## 1924-25

(4-14 Overall, 3-2 SoCon)

G Folsom Colbert, Sr., 18, 3.5 PPG  
G E.D. Palmer, Jr., 11, 0.5 PPG  
C Wallace Roy, Jr., 18, 4.3 PPG  
F Charles Johnson, Sr., 18, 4.8 PPG  
F Carter Newman, So., 18, 7.2 PPG  
**Top Subs:** Robert Bunch, Sr., 6, 0.7 PPG

## 1925-26

(4-17 Overall, 1-7 SoCon)

G H.L. Eskew, So., 19, 1.9 PPG  
G E.D. Palmer, Sr., 14, 1.0 PPG  
C Wallace Roy, Sr., 20, 5.9 PPG  
F John Brock, Jr., 14, 4.2 PPG  
F Carter Newman, Jr., 19, 6.5 PPG  
**Top Subs:** Hendee, 6, 3.3 PPG

## 1926-27

(2-13 Overall, 1-7 SoCon)

G H.L. Eskew, Jr., 12, 4.3 PPG  
G James O'Dell, So., 10, 2.2 PPG  
C McGlone, 15, 1.7 PPG  
F John Brock, Sr., 15, 6.9 PPG  
F Carter Newman, Sr., 10, 3.7 PPG

## 1927-28

(9-14 Overall, 5-7 SoCon)

G Foggy Woodruff, 13, 1.2 PPG  
G J.E. Lester, 20, 2.9 PPG  
C McGlone, 22, 8.1 PPG  
F Hewitt 18, 7.9 PPG  
F H.L. Eskew, Sr., 15, 4.6 PPG  
**Top Subs:** Bob Jones, So., 10, 0.7 PPG  
Asbill, 6, 4.1 PPG

## 1928-29

(15-12 Overall, 6-4 SoCon)

G J.E. Lester, 27, 3.0 PPG  
G Foggy Woodruff, 16, 1.0 PPG  
C Ted Crane, 22, 6.3 PPG  
F Doodle Thomas, 25, 6.6 PPG  
F James O'Dell, Sr., 14, 5.3 PPG  
**Top Subs:** Hewett 6, 6.7 PPG  
Bob Jones, Jr., 9, 2.2 PPG  
Crawford, 10, 2.0 PPG

## 1929-30

(16-9 Overall, 8-4 SoCon)

G Foggy Woodruff  
G Harold Clark, So.  
C Ted Crane  
F Doodle Thomas  
F Bob Jones, Sr.

## 1930-31

(6-7 Overall, 3-5 SoCon)

G Romaine Smith, 13, 6.9 PPG  
G Harold Clark, Jr., 13, 4.5 PPG  
C Ted Crane, 13, 6.1 PPG  
F J.D. Gibson, Jr., 13, 6.1 PPG  
F J.H. Davis, Fr., 13, 4.5 PPG  
**Top Subs:** Pat Calhoun, Jr., 6, 3.2 PPG  
Johnson Craig, So., 7, 1.4 PPG

## 1931-32

(7-13 Overall, 2-9 SoCon)

G Harold Clark, Sr., 12, 3.9 PPG  
G Pat Calhoun, Sr., 18, 4.9 PPG  
C Ted Simons, So., 16, 6.6 PPG, SO  
F Joe Sherman, So., 18, 6.6 PPG  
F J.H. Davis, So., 10, 3.1 PPG  
**Top Subs:** Wood, 7, 2.5 PPG  
Johnson Craig, Jr., 9, 1.8 PPG

**Note:** Calhoun won the Clemson University Norris Medal.

## 1932-33

(10-9 Overall, 0-1 SoCon)

G Bill Dobson, So., 16, 5.3 PPG  
G Henry Woodard, 18, 5.1 PPG  
C Johnson Craig, Sr., 14, 5.3 PPG  
F Bill Dillard, So., 16, 6.3 PPG  
F Ted Simons, Jr., 13, 6.2 PPG  
**Top Subs:** N.P. Shuler, 11, 2.0 PPG  
J.H. Davis, 11, 1.6 PPG

## 1933-34

(7-12 Overall, 0-6 SoCon)

G N.P. Shuler, Sr., 13, 2.5 PPG  
G Thomas Brown, So., 10, 2.1 PPG  
C Ted Simons, Sr., 11, 4.5 PPG  
F Bill Dobson, Jr., 15, 4.7 PPG  
F Bill Dillard, Jr., 13, 5.5 PPG  
**Top Subs:** Armstrong Swails, 7, 3.2 PPG  
M.W. Spearman, 6, 2.8 PPG

## 1934-35

(15-3 Overall, 3-1 SoCon)

G Thomas Brown, Jr., 17, 2.1 PPG  
G Henry Woodard, 15, 2.9 PPG  
C Armstrong Swails, Sr., 18, 11.4 PPG  
F Bill Dobson, Sr., 14, 2.7 PPG  
F Bill Dillard, Sr., 17, 6.2 PPG  
**Top Subs:** Clyde Pennington, Jr., 4, 5.6 PPG  
M.W. Spearman, Jr., 4, 3.6 PPG

## 1935-36

(15-7 Overall, 5-5 SoCon)

G M.W. Spearman, Sr., 22, 6.5 PPG  
G Thomas Brown, Sr., 21, 2.8 PPG  
C William Bryce, Jr., 19, 6.1 PPG  
F Clyde Pennington, Sr., 22, 10.2 PPG  
F Ed Kitchens, So., 14, 4.3 PPG  
**Top Sub:** Bobby Cheves, So., 12, 4.5 PPG

## 1936-37

(6-15 Overall, 2-7 SoCon)

G Jack Bryce, So., 20, 5.0 PPG  
G Ed Kitchens, Jr., 19, 5.4 PPG  
C William Bryce, Sr., 20, 7.0 PPG  
F Bobby Cheves, Jr., 21, 7.4 PPG  
F Watson Magee, So., 11, 2.2 PPG  
**Top Subs:** Jackson, 2, 2.0 PPG  
Miller, 5, 3.3 PPG

## 1937-38

(16-7 Overall, 9-4 SoCon)

G Ed Kitchens, Sr., 23, 7.7 PPG  
G Jack Bryce, Jr., 23, 3.8 PPG  
C Banks McFadden, So., 23, 13.3 PPG  
F Watson Magee, Jr., 23, 4.1 PPG  
F Bobby Cheves Sr., 23, 7.6 PPG  
**Top Subs:** Gene Flatham, Jr., 23, 1.9 PPG  
Bob Moorman, So., 19, 0.8 PPG  
Doodle Thomas, Jr., 14, 0.7 PPG

## 1938-39

(16-8 Overall, 6-6 SoCon)

C Banks McFadden, Jr., 24, 11.8 PPG  
G Stan Lancaster, So., 24, 6.0 PPG  
G Bob Moorman, Jr., 24, 4.5 PPG  
F Dude Buchanan, So.  
F Jack Bryce, Sr., 24, 6.0 PPG  
**Top Subs:** Thurston Bagnall Jr., 9, 1.2 PPG  
Gene Flathman, Sr., 24, 2.9 PPG

**Note:** Won Southern Conference Tournament Championship.

## 1939-40

(9-12 Overall, 9-7 SoCon)

G Stan Lancaster, Jr., 21, 7.0 PPG  
G Bob Moorman, Sr., 21, 4.1 PPG  
C Banks McFadden, Sr., 16, 13.7 PPG  
F Dude Buchanan, Jr.  
F Barney Coyle, Jr., 20, 6.1 PPG  
**Top Subs:** Thurston Bagnall, Sr., 12, 2.9 PPG  
Whitey Graham, So., 9, 2.6 PPG

## 1940-41

(8-14 Overall, 7-8 SoCon)

G Stan Lancaster, Sr., 22, 7.0 PPG  
G Whitey Graham, Jr., 18, 3.2 PPG  
C Bill Chiple, So., 22, 5.9 PPG  
F Dude Buchanan, Sr., 22, 11.1 PPG  
F Marion Hawk Craig, So., 22, 12.7 PPG  
**Top Subs:** Joe Blalock, So., 13, 5.2 PPG  
Bob Moise, So., 20, 1.3 PPG  
Russ Abee, Sr., 15, 1.3 PPG

## 1941-42

(3-14 Overall, 2-10 SoCon)

G Lee Milford, Jr., 17, 2.8 PPG  
G Walt Sears, Jr., 16, 6.1 PPG  
C Bill Chiple, Jr., 9, 5.7 PPG





# ALL-TIME STARTING LINEUPS

F Whitey Graham, Sr., 16, 6.3 PPG  
F Frank Hill, So., 17, 3.4 PPG  
**Top Subs:** Marion Hawk Craig, Jr., 7.8 PPG  
Pete Lambrakos, So., 17, 3.5 PPG  
R.A. Riley, So., 15, 4.1 PPG

## 1942-43

(3-13 Overall, 0-10 SoCon)

G Walt Sears, Sr., 13, 5.2 PPG  
G Bob Moise, Sr., 16, 3.0 PPG  
C R.A. Riley, Jr., 16, 6.5 PPG  
F Marion Hawk Craig, Sr., 13.1 PPG  
F S.W. Freeny, Sr., 12, 2.8 PPG  
**Top Subs:** Chip Clark, So., 11, 2.6 PPG  
L.T. Gillespie, So., 11, 1.9 PPG  
Frank Hill, Jr., 14, 1.9 PPG  
Pete Lambrakos, Jr., 12, 3.3 PPG

## 1943-44

(1-10 Overall, 1-2 SoCon)

G Eddis Freeman, Fr., 11, 7.0 PPG  
G Leonard Riddle, Fr., 11, 11.4 PPG  
C Frank Sharp, Fr., 11, 7.2 PPG  
F Bolick, R.A., So., 9, 1.3 PPG  
F Murry Davis, So., 8, 2.0 PPG  
**Top Subs:** H.W. Chappell, So., 11, 0.7 PPG  
Kennedy, So., 5, 0.8 PPG  
Pete Lambrakos, Sr., 6, 2.3 PPG

## 1944-45

(8-8 Overall, 3-5 SoCon)

G Bobby Boyd, So., 14, 7.1 PPG  
G Eddis Freeman, So., 16, 11.1 PPG  
C G.D. Graham, So., 15, 4.8 PPG  
F M.D. Tyler, So., 16, 4.7 PPG  
F J.A. Wyse, So., 16, 5.1 PPG  
**Top Subs:** Boyd Parker, So., 14, 3.9 PPG  
Poulos, So., 6, 4.8 PPG

## 1945-46

(9-11 Overall, 5-7 SoCon)

G Chuck Sarraatt, So., 10, 2.5 PPG  
G Dewey Quinn, So., 20, 6.1 PPG  
C George Doyle, So., 19, 7.2 PPG  
F June Pruitt, Fr., 20, 12.3 PPG  
F Jim Reynolds, So., 19, 8.7 PPG  
**Top Subs:** Dwight Bell, Fr., 18, 2.4 PPG  
Chip Clark, Sr., 17, 3.8 PPG  
Eddis Freeman, Jr., 18, 3.9 PPG

## 1946-47

(7-13 Overall, 2-12 SoCon)

G Frank Gillespie, So., 20, 6.5 PPG  
G Dewey Quinn, Jr., 20, 7.9 PPG  
C W.A. Holshouser, Fr., 20, 8.6 PPG  
F June Pruitt, So., 20, 10.4 PPG  
F Furman Riddle, So., 19, 6.9 PPG  
**Top Subs:** Leonard Riddle, So., 18, 5.4 PPG  
Dwight Bell, So., 19, 1.2 PPG  
Eddis Freeman, Sr., 16, 1.3 PPG

## 1947-48

(6-17 Overall, 3-14 SoCon)

G Frank Gillespie, Jr., 6.2 PPG  
G Leonard Riddle, Jr., 11.5 PPG  
C W.A. Holshouser, So., 23, 9.6 PPG  
F Harold Jordan, Jr., 22, 7.0 PPG  
F June Pruitt, Jr., 12.7 PPG  
**Top Subs:** Wayne Keelin, So., 20, 5.1 PPG  
Dwight Bell, Jr., 22, 3.3 PPG  
Jack Neel, Fr., 20, 2.2 PPG

## 1948-49

(10-11 Overall, 6-9 SoCon)

G Leonard Riddle, Sr., 10, 6.6 PPG  
G Johnny Snee, Fr., 15, 7.2 PPG  
C Dwight Bell, Sr., 15, 5.6 PPG  
F Doug Haugk, So., 19, 10.9 PPG  
F Jim Reynolds, Jr., 12, 10.5 PPG  
**Top Subs:** Frank Gillespie Sr., 15, 5.3 PPG  
W.A. Holshouser, Jr., 19, 4.6 PPG  
June Pruitt, Sr., 16, 10.1 PPG

## 1949-50

(10-10 Overall, 8-8 SoCon)

G Johnny Snee, So., 20, 13.9 PPG  
G George Spender, So., 19, 7.6 PPG  
C Ron Richardson, So., 20, 6.8 PPG  
F Doug Haugk, Jr., 18, 12.6 PPG  
F Jim Reynolds, Sr., 20, 11.5 PPG  
**Top Subs:** Julius Townsend, Jr., 20, 4.9 PPG  
W.A. Holshouser, 19, 4.5 PPG

## 1950-51

(11-7 Overall, 9-4 SoCon)

G Sonny Moorer, So., 17, 6.9 PPG  
G Johnny Snee, Jr., 18, 16.8 PPG  
C John McGraw, So., 14, 8.7 PPG  
F Doug Haugk, Sr., 18, 15.7 PPG  
F Marvin Robinson, So., 18, 5.3 PPG  
**Top Sub:** Ron Richardson, Jr., 18, 6.1 PPG

## 1951-52

(17-7 Overall, 11-4 SoCon)

G Sonny Moorer, Jr., 21, 5.8 PPG  
G Johnny Snee, Sr., 24, 14.8 PPG  
C Ron Richardson, Sr., 24, 11.5 PPG  
F Tommy McCollough, Jr., 24, 9.5 PPG  
F Marvin Robinson, Jr., 24, 11.1 PPG  
**Top Subs:** Joe Murray, Jr., 21, 4.8 PPG  
John McGraw, Jr., 24, 6.9 PPG

## 1952-53

(8-10 Overall)

G Sunny Moorer, 5-10, Sr., 18, 4.8, 3.9, .274, .655  
G Joe Murray, 5-10, Sr., 17, 7.0, 4.9, .285, .673  
C John McGraw, 6-6, Sr., 18, 13.8, 11.1, .366, .683  
F Tom McCollough, 6-4, Sr., 18, 12.0, 10.9, .390, .470  
F Marvin Robinson, 6-3, Sr., 17, 12.1, 10.4, .324, .585  
**Top Subs:** Bill Yarborough, G, 6-1, Fr., 7.5 PPG, 1.5 RPG  
Ames Wells, G, 5-8, Jr., 4.6 PPG, 1.4 RPG

## ACC ERA STARTING LINEUPS

**Note:** Line on each player includes name, position, height, class, games started, points per game, rebounds per game, field goal percentage and free throw percentage. Number of games started is unavailable for some seasons.

## 1953-54

(5-18 Overall, 0-9 ACC)

G Ames Wells, 5-8, Sr., 17, 15.2, 3.0, .413, .664  
G Bruce Holzschuh, 6-2, Jr., 17, 8.2, 5.0, .354, .563  
C Charley Gage, 6-4, Sr., 17, 9.1, 11.3, .400, .614  
F Barry Ryan, 6-1, Jr., 17, 9.6, 5.8, .331, .686  
F Buddy Shook, 6-3, So., 13, 6.8, 6.7, .265, .558  
**Top Subs:** Bill Yarborough, 6-0, So., 15.7 PPG, 2.2 RPG  
Tommy Smith, 6-4, So., 4.5 PPG, 4.7 RPG  
**Note:** Yarborough redshirted the season due to injury.

## 1954-55

(2-21 Overall, 0-14 ACC)

G Bill Yarborough, 6-0, So., 28.3, 3.6, .396, .793  
G Bruce Holzschuh, 6-1, Sr., 9.8, 6.4, .334, .666  
C Bill Riser, 6-7, Sr., 4.4, 8.6, .352, .583  
F Rock Stone, 6-4, Jr., 5.5, 5.6, .339, .667  
F Tommy Smith, 6-4, Jr., 10.3, 9.6, .417, .737  
**Note:** Yarborough was fourth in the nation in scoring.

## 1955-56

(9-17 Overall, 1-13 ACC)

G Bill Yarborough, 6-0, Jr., 18.7, 4.0, .379, .728  
G Tom Cameron, 6-2, So., 13.8, 2.3, .380, .636  
C Gene Seay, 6-6, Jr., 12.6, 10.5, .418, .730  
F Tommy Smith, 6-4, Sr., 6.4, 3.7, .496, .590  
F Vince Yockel, 6-3, So., 20.9, 8.4, .441, .716  
**Top Subs:** Ed Brinkley, C, 6-6, So., 6.9 PPG, 7.8 RPG  
Dick Yearly, G, 6-0, So., 5.9 PPG, 1.8 RPG  
**Note:** Team was ninth in the nation in scoring.

## 1956-57

(7-17 Overall, 3-11 ACC)

G Tom Cameron, 6-2, Jr., 19, 12.0, 2.3, .234, .728  
G Bill Yarborough, 6-0, Sr., 13, 14.2, 2.5, .413, .797  
C Ed Brinkley, 6-6, Jr., 22, 13.5, 7.4, .468, .778  
F Vince Yockel, 6-3, Jr., 23, 19.8, 6.9, .418, .738  
F Gene Seay, 6-6, Sr., 20, 9.9, 7.5, .399, .748  
**Top Subs:** Doug Hoffman, G, 6-2, So., 5.5 PPG, 4.8 RPG  
**Notes:** Team was ninth in the nation in free throw percentage ... team defeated No. 8 NC State 96-94 in overtime for Clemson's first-ever win over a ranked team.

## 1957-58

(8-16 Overall, 4-10 ACC)

G Ed Brinkley, 6-6, Sr., 24, 9.5, 5.9, .371, .769  
G Doug Hoffman, 6-2, Jr., 24, 10.7, 6.0, .436, .568  
C Walt Gibbons, 6-7, So., 11, 10.1, 6.3, .417, .820  
F George Krajack, 6-3, So., 24, 11.2, 6.9, .457, .724  
F Vince Yockel, 6-3, Sr., 24, 13.8, 3.8, .417, .774  
**Top Subs:** Don Carver, F, 6-4, So., 5.7 PPG, 4.8 RPG  
Dutch Shamble, G, 6-0, So., 4.5 PPG, 1.2 RPG

## 1958-59

(8-16 Overall, 5-9 ACC)

G Dutch Shamble, 6-3, Jr., 14, 5.0, 2.4, .277, .692  
G George Krajack, 6-3, Jr., 23, 13.0, 6.4, .415, .704  
C Walt Gibbons, 6-7, Jr., 12, 6.6, 5.2, .335, .738  
F Don Carver, 6-4, Jr., 15, 9.1, 3.7, .397, .600  
F Doug Hoffman, 6-2, Sr., 23, 10.8, 5.9, .346, .693  
**Top Subs:** Ed Krajack, G, So., 6-3, 4.1 PPG, 2.2 RPG

Frank Clarke, C, Jr., 6-7, 1.7 PPG, 2.4 RPG

## 1959-60

(10-16 Overall, 4-10 ACC)

G Choppy Patterson, 6-0, So., 26, 16.4, 5.0, .376, .812  
G Ed Krajack, 6-4, Jr., 26, 8.8, 4.4, .429, .722  
C Tom Mahaffey, 6-7, So., 24, 7.5, 7.5, .465, .662  
F George Krajack, 6-3, Sr., 26, 13.0, 6.3, .368, .649  
F Walt Gibbons, 6-7, Sr., 23, 8.0, 6.3, .352, .691  
**Top Subs:** Don Carver, F, 6-4, Sr., 5.0 PPG  
Dutch Shamble, G, 6-0, Sr., 3.3 PPG  
**Note:** Patterson was 16th in the nation in free throw percentage.

## 1960-61

(10-16 Overall, 5-9 ACC)

G Choppy Patterson, 6-1, Jr., 26, 19.0, 3.5, .374, .844  
G Ed Krajack, 6-4, Sr., 26, 10.2, 4.6, .398, .791  
C Earle Maxwell, 6-7, Sr., 26, 13.8, 10.9, .430, .715  
F Tommy Mahaffey, 6-7, Jr., 26, 13.1, 11.3, .434, .581  
F Dave Wallace, 6-6, Jr., 15, 4.8, 7.5, .302, .632  
**Top Subs:** Bob Benson, G, 6-2, Jr., 4.0 PPG  
Larry Seitz, F, 6-4, So., 2.4 PPG, 1.9 RPG  
**Note:** Patterson was eighth in the nation in free throw percentage.

## 1961-62

(12-15 Overall, 4-10 ACC)

G Jim Brennan, 6-2, So., 27, 17.1, 2.5, .429, .779  
G Nick Milasnovich, 6-2, So., 23, 14.8, 3.1, .443, .774  
C Donnie Mahaffey, 6-8, So., 20, 5.3, 6.8, .421, .627  
F Woody Morgan, 6-7, So., 15, 6.1, 5.8, .409, .546  
F Mike Bohonak, 6-2, So., 25, 5.6, 5.0, .379, .682  
**Top Subs:** Tommy Mahaffey, F, 6-7, Sr., 8.0 PPG, 6.7 RPG  
Gary Burnisky, F, 6-5, So., 6.4 PPG, 3.6 RPG  
**Note:** Advanced to ACC Tournament Championship Game.

## 1962-63

(12-13 Overall, 5-9 ACC)

G Jim Brennan, 6-3, Jr., 22, 16.6, 3.8, .415, .828  
G Choppy Patterson, 6-0, Sr., 18, 8.8, 2.3, .382, .698  
C Donnie Mahaffey, 6-8, Jr., 25, 10.6, 10.7, .465, .615  
F Gary Burnisky, 6-6, Jr., 19, 8.6, 4.6, .447, .800  
F Woody Morgan, 6-7, Jr., 24, 5.5, 7.3, .367, .508  
**Top Subs:** Nick Milasnovich, G, 6-1, Jr., 8.0 PPG, 2.2 RPG  
Mike Bohonak, F, 6-2, Jr., 6.3 PPG, 3.9 RPG  
**Note:** Brennan was 20th nationally in free throw percentage.

## 1963-64

(13-12 Overall, 8-6 ACC)

G Jim Brennan, 6-3, Sr., 24, 18.3, 4.3, .429, .832  
G Nick Milasnovich, 6-2, Sr., 18, 7.6, 1.9, .404, .644  
C Donnie Mahaffey, 6-8, Sr., 24, 9.3, 8.9, .486, .496  
F Mike Bohonak, 6-2, Sr., 19, 7.3, 5.4, .395, .667  
F Gary Burnisky, 6-5, Sr., 25, 14.4, 7.8, .456, .898  
**Top Subs:** Woody Morgan, F, 6-7, Sr., 5.3 PPG, 5.2 RPG  
Garry Helms, F, 6-4, So., 3.5 PPG, 0.9 RPG

## 1964-65

(8-15 Overall, 4-10 ACC)

G Jim Sutherland, 6-5, So., 22, 16.3, .457, .783  
G Buddy Benedict, 5-8, Jr., 22, 8.4, 3.2, .418, .605  
C Randy Mahaffey, 6-7, So., 23, 17.3, 9.7, .498, .697  
F Garry Helms, 6-4, Jr., 20, 11.2, 4.4, .446, .700  
F Hank Channell, 6-5, So., 13, 8.2, 4.4, .493, .537  
**Top Subs:** Ken Gardner, F, 6-5, So., 4.5 PPG, 2.8 RPG  
Joe Ayooob, G, 6-0, So., 3.9 PPG, 2.0 RPG

## 1965-66

(15-10 Overall, 8-6 ACC)

G Buddy Benedict, 5-8, Sr., 21, 6.3, 2.0, .377, .650  
G Jim Sutherland, 6-5, Jr., 24, 16.7, 5.2, .428, .850  
C Randy Mahaffey, 6-7, Jr., 25, 14.2, 10.2, .438, .699  
F Garry Helms, 6-4, Sr., 25, 19.2, 4.2, .515, .765  
F Ken Gardner, 6-5, Jr., 18, 12.2, 8.7, .531, .720  
**Top Subs:** Hank Channell, F, 6-5, Jr., 4.3 PPG, 3.3 RPG  
Walt Ayers, F, 6-5, Jr., 3.4 PPG, 3.2 RPG  
**Note:** Sutherland ranked 14th in the nation in free throw percentage.

## 1966-67

(17-8 Overall, 9-5 ACC)

G Jim Sutherland, 6-5, Sr., 25, 18.8, 4.8, .435, .897  
G Joe Ayooob, 6-0, Sr., 25, 6.6, 4.4, .407, .742  
C Randy Mahaffey, 6-7, Sr., 25, 16.8, 9.0, .508, .641  
F Ken Gardner, 6-6, Sr., 24, 13.1, 7.2, .498, .780  
F Richie Mahaffey, 6-7, So., 23, 10.2, 7.8, .455, .628  
**Top Subs:** Walt Ayers, F, 6-5, Sr., 4.8 PPG  
Hank Channell, F, 6-5, Sr., 3.1 PPG  
**Notes:** Sutherland ranked fourth in the NCAA in free throw percentage ... beat all four ACC North Carolina schools in one week.

## 1967-68

(4-20 Overall, 3-11 ACC)

G Butch Zatezalo, 5-11, So., 24, 23.0, 2.6, .367, .821  
G Dick Thomas, 6-3, Jr., 21, 7.6, 3.0, .406, .622  
C Richie Mahaffey, 6-7, Jr., 24, 16.6, 11.5, .452, .660  
F Trip Jones, 6-5, Jr., 22, 9.9, 9.6, .467, .691



# ALL-TIME STARTING LINEUPS

F Dave Demsey, 6-4, Sr., 13, 3.9, 3.0, .324, .513  
**Top Subs:** Curt Eckard, 6-5, Jr., 5.7 PPG  
 Denny Danko, 6-3, Jr., 3.1 PPG

## 1968-69

(6-19 Overall, 2-12 ACC)  
 G Butch Zatezalo, 5-11, Jr., 25, 25.8, 3.6, .424, .825  
 G Dave Thomas, 6-1, So., 24, 10.3, 2.4, .439, .686  
 C Curt Eckard, 6-5, Sr., 16, 6.4, 4.1, .472, .552  
 F Ronnie Yates, 6-4, Jr., 20, 12.4, 6.2, .432, .608  
 F John Coakley, 6-2, So., 11, 4.9, 1.8, .311, .561  
**Top Subs:** Richie Mahaffey, C, 6-7, Sr., 12.8 PPG  
 Trip Jones, F, 6-5, Sr., 7.0 PPG

**Notes:** Zatezalo ranked 14th in the nation and first in the ACC in scoring ... Mahaffey was injured in 10th game and redshirted the season ... first year of Littlejohn Coliseum.

## 1969-70

(7-19 Overall, 2-12 ACC)  
 G Butch Zatezalo, 5-11, Sr., 26, 21.7, 2.2, .441, .817  
 G Dave Thomas, 6-1, Jr., 26, 11.6, 2.9, .416, .621  
 C Richie Mahaffey, 6-7, Sr., 15, 14.8, 9.1, .549, .571  
 F Greg Latin, 6-7, Sr., 24, 12.9, 8.6, .430, .643  
 F Dickie Foster, 6-6, Jr., 24, 8.0, 7.4, .518, .634  
**Top Subs:** Ronnie Yates, F, 6-4, Sr., 10.6 PPG  
 John Coakley, G, 6-2, Jr., 4.2 PPG

## 1970-71

(9-17 Overall, 3-11 ACC)  
 G Dave Thomas, 6-1, Sr., 26, 13.0, 3.3, .453, .733  
 G Bo Hawkins, 5-10, Jr., 16, 3.6, 1.5, .354, .600  
 C Dave Angel, 6-11, So., 24, 13.7, 6.9, .517, .661  
 F Dickie Foster, 6-6, Sr., 26, 9.2, 6.9, .397, .544  
 F Pete Weddell, 6-6, Sr., 10, 5.4, 3.1, .511, .651  
**Top Subs:** Bud Martin, G, 6-1, So., 6.4 PPG  
 John Coakley, G, 6-2, Sr., 4.8 PPG

## 1971-72

(10-16 Overall, 2-10 ACC)  
 G Terrell Suit, 6-0, So., 19, 11.2, 3.2, .407, .753  
 G Bo Hawkins, 5-10, Sr., 16, 3.1, 1.5, .386, .583  
 C Dave Angel, 6-11, Jr., 23, 13.9, 9.7, .450, .709  
 F Denny Odle, 6-5, So., 24, 13.2, 6.6, .436, .696  
 F Mike Browning, 6-7, Jr., 25, 11.9, 7.3, .446, .715  
**Top Subs:** Bud Martin, G, 6-1, Jr., 6.4 PPG  
 Jive Brown, G, 6-2, Jr., 3.9 PPG

## 1972-73

(12-14 Overall, 4-8 ACC)  
 G Van Gregg, 6-2, So., 21, 13.6, 3.3, .410, .773  
 G Terrell Suit, 6-0, Jr., 14, 7.1, 1.9, .419, .788  
 Bud Martin, 6-0, Sr., 14, 5.8, 2.0, .446, .842  
 C Dave Angel, 6-11, Sr., 19, 8.8, 6.7, .484, .709  
 F Mike Browning, 6-6, Sr., 13, 8.5, 4.9, .459, .594  
 F Jeff Reisinger, 6-6, Jr., 26, 11.7, 6.6, .528, .782  
**Top Subs:** Wayne Croft, C, 6-9, So., 4.8 PPG  
 Jive Brown, G, 6-1, Sr., 4.7 PPG

## 1973-74

(14-12 Overall, 3-9 ACC)  
 G Van Gregg, 6-2, Jr., 26, 13.8, 3.2, .385, .790  
 G Jo Jo Bethea, 6-1, Jr., 16, 3.3, 1.5, .321, .600  
 C Tree Rollins, 7-1, Jr., 26, 12.4, 12.2, .543, .629  
 F Wayne Croft, 6-9, Jr., 25, 11.2, 8.0, .480, .800  
 F Jeff Reisinger, 6-6, Sr., 20, 9.4, 4.9, .472, .815  
**Top Subs:** Terrell Suit, G, 6-0, Sr., 5.7 PPG  
 Bruce Harman, G, 6-0, So., 3.7 PPG

## 1974-75

(17-11 Overall, 8-4 ACC)  
 G Skip Wise, 6-4, Fr., 20, 18.5, 3.1, .489, .754  
 G Jo Jo Bethea, 6-1, Sr., 28, 6.4, 1.5, .533, .647  
 C Tree Rollins, 7-1, So., 28, 13.0, 11.7, .497, .597  
 F Wayne Croft, 6-9, Sr., 28, 7.7, 5.5, .428, .589  
 F Stan Rome, 6-5, Fr., 22, 10.4, 4.7, .428, .676  
**Top Subs:** Colon Abraham, F, 6-7, Fr., 7.1 PPG  
 Van Gregg, G, 6-2, Sr., 6.6 PPG  
**Notes:** Wise became the league's first first-team All-ACC choice as a freshman ... nine of the 11 losses were by five points or less ... beat three top-10 teams: Maryland (No. 3), North Carolina (No. 10), NC State (No. 4) ... advanced to NIT for first time ... ranked 19th in the nation in final UPI poll.

## 1975-76

(18-10 Overall, 5-7 ACC)  
 G Bruce Harman, 6-1, Sr., 25, 7.0, 1.1, .542, .515  
 G John Franken, 6-1, Jr., 15, 4.2, 1.4, .390, .600  
 C Tree Rollins, 7-1, Jr., 28, 13.7, 11.0, .543, .566  
 F Colon Abraham, 6-7, So., 26, 9.4, 3.9, .523, .720  
 F David Brown, 6-8, Jr., 20, 11.6, 6.0, .527, .798  
**Top Subs:** Stan Rome, F, 6-4, So., 11.7 PPG  
 Greg Coles, G, 6-0, Fr., 8.7 PPG  
**Notes:** Beat No. 5 Wake Forest and No. 2 Maryland in back-to-back road games ... team 10th in nation in field goal percentage.

## 1976-77

(22-6 Overall, 8-4 ACC)  
 G Derrick Johnson, 6-2, So., 23, 8.5, \*6.0, .513, .887  
 G John Franken, 6-1, Sr., 12, 4.6, 1.8, .413, .483  
 C Tree Rollins, 7-1, Sr., 28, 14.1, 12.8, .580, .632  
 F Stan Rome, 6-4, Jr., 27, 15.3, 3.3, .551, .617  
 F David Brown, 6-8, Sr., 18, 7.1, 5.2, .448, .766  
**Top Subs:** Colon Abraham, F, 6-7, Jr., 12.8 PPG  
 Greg Coles, G, 6-0, So., 8.6 PPG  
**Notes:** Beat No. 4 North Carolina and No. 4 Wake Forest ... Rollins ranked 12th in the nation and led the ACC in rebounding ... team was seventh in field goal percentage defense, second in scoring margin, and 14th in scoring ... reached No. 10 ranking at mid-season ... Rollins was a first-round pick of the Atlanta Hawks.

## 1977-78

(15-12 Overall, 3-9 ACC)  
 G Stan Rome, 6-5, Sr., 24, 12.7, 3.1, .448, .612  
 G Derrick Johnson, 6-2, Jr., 25, 10.3, \*5.1, .532, .838  
 C Chubby Wells, 6-5, Jr., 22, 7.9, 4.9, .561, .667  
 F Jimmy Howell, 6-7, Sr., 16, 8.7, 5.1, .541, .769  
 F Colon Abraham, 6-7, Sr., 25, 10.7, 3.3, .527, .719  
**Top Subs:** John Campbell, C, 6-10, So., 9.4 PPG, 7.2 RPG  
 Greg Coles, G, 6-2, Jr., 8.8 PPG  
**Notes:** Team ranked 13th nationally in field goal percentage; \* - assist average

## 1978-79

(19-10 Overall, 5-7 ACC)  
 G Billy Williams, 6-3, Jr., 28, 13.2, 2.2, .527, .739  
 G Bobby Conrad, 6-0, Jr., 17, 4.7, \*3.5, .439, .806  
 C John Campbell, 6-10, Jr., 11, 5.6, 4.6, .568, .593  
 F Marvin Dickerson, 6-6, Sr., 28, 7.9, 4.9, .522, .635  
 F Larry Nance, 6-10, So., 28, 11.1, 7.2, .519, .636  
**Top Subs:** Derrick Johnson, G, 6-2, Sr., 7.9 PPG  
 Horace Wyatt, F, 6-9, Fr., 5.9 PPG  
**Notes:** Won Sun Bowl Tourney ... beat Kentucky at Kentucky, 68-67 in OT, in what was then the largest crowd ever for NIT game; \* - assist average

## 1979-80

(23-9 Overall, 8-6 ACC)  
 G Billy Williams, 6-3, Sr., 32, 17.6, 3.3, .535, .748  
 G Bobby Conrad, 6-2, Sr., 32, 7.8, \*4.9, .500, .726  
 C John Campbell, 6-10, Sr., 27, 10.9, 6.4, .580, .556  
 F Larry Nance, 6-10, Jr., 32, 13.9, 8.1, .515, .598  
 F Horace Wyatt, 6-10, So., 31, 8.0, 4.8, .481, .667  
**Top Subs:** Fred Gilliam, F, 6-8, Fr., 6.6 PPG  
 Chris Dodds, G, 6-0, So., 5.9 PPG  
 Mitchell Wiggins, G, 6-4, So., 5.5 PPG  
**Notes:** Reached Final Eight of NCAA Tournament ... defeated six top-20 teams, a school record ... beat No. 1 Duke before record crowd of 13,853 ... Williams was first-team All-ACC selection ... reached No. 10 rank in AP in mid-February ... team ranked 16th in the nation in scoring margin; \* - assist average

## 1980-81

(20-11 Overall, 6-8 ACC)  
 G Chris Dodds, 6-0, Jr., 31, 11.5, \*6.0, .529, .731  
 G Vincent Hamilton, 6-4, Fr., 22, 8.8, 4.6, .536, .730  
 C Bill Ross, 6-10, Jr., 20, 5.8, 3.9, .473, .548  
 F Larry Nance, 6-10, Sr., 27, 15.9, 7.6, .575, .690  
 F Fred Gilliam, 6-8, So., 24, 9.3, 3.9, .473, .851  
**Top Subs:** Horace Wyatt, F, 6-10, Jr., 8.4 PPG  
 Clarke Bynum, F, 6-7, Fr., 6.8 PPG  
**Notes:** Lost in first round of the NIT ... Nance was a first-round pick of the Phoenix Suns ... Nance was a second-team All-ACC selection ... won Rainbow Classic, beat eventual NCAA champion Indiana ... beat No. 5 Wake Forest.

## 1981-82

(14-14 Overall, 4-10 ACC)  
 G Vincent Hamilton, 6-4, So., 28, 15.0, 4.8, .586, .806  
 G Mike Eppley, 6-2, So., 15, 4.3, \*4.2, .437, .750  
 C Horace Wyatt, 6-10, Sr., 28, 11.0, 6.7, .601, .630  
 F Fred Gilliam, 6-9, Jr., 26, 10.7, 5.3, .478, .829  
 F David Shaffer, 6-7, Fr., 16, 6.5, 3.3, .483, .754  
**Top Subs:** Bill Ross, C, 6-10, Sr., 5.6 PPG  
 Clarke Bynum, F, 6-7, So., 5.4 PPG  
**Notes:** Hamilton led the ACC in field goal percentage ... lost in first round of the NIT ... Raymond Jones received redshirt year ... team ranked 20th in the nation in free throw percentage ... Hamilton was a second-team All-ACC selection; \* - assist average

## 1982-83

(11-20 Overall, 2-12 ACC)  
 G Mike Eppley, 6-2, Jr., 18, 5.7, \*5.0, .463, .759  
 G Warren Wallace, 6-2, Fr., 20, 7.5, 2.2, .467, .522  
 C Raymond Jones, 6-8, So., 31, 11.5, 7.1, .482, .700  
 F David Shaffer, 6-7, So., 25, 9.1, 4.9, .480, .709  
 F Fred Gilliam, 6-8, Sr., 16, 8.8, 4.4, .456, .800  
**Top Subs:** Marc Campbell, G, 6-2, Jr., 9.1 PPG  
 Anthony Jenkins, F, 6-7, Fr., 8.4 PPG  
 Chris Michael, F, 6-5, 7.5 PPG  
**Notes:** Led the ACC in three-point field goal percentage ... Hamilton

received redshirt year due to injury.

## 1983-84

(14-14 Overall, 3-11 ACC)  
 G Mike Eppley, 6-2, Sr., 11, 3.2, \*3.3, .400, .818  
 G Vincent Hamilton, 6-4, Jr., 24, 14.2, 5.4, .505, .671  
 C Murray Jarman, 6-6, Sr., 27, 15.0, 5.5, .569, .738  
 F Chris Michael, 6-5, So., 20, 7.5, 3.2, .461, .613  
 F Raymond Jones, 6-8, Jr., 18, 7.0, 4.8, .483, .574  
**Top Subs:** Anthony Jenkins, F, 6-7, So., 10.1 PPG  
 Marc Campbell, G, 6-2, Sr., 7.1 PPG  
**Notes:** David Shaffer started first seven games at point guard, but was injured and lost for the year ... Jarman was named second-team All-ACC Tournament ... won at No. 15 Duke ... team led the nation with 20.5 assists per game; \* - assist average.

## 1984-85

(16-13 Overall, 5-9 ACC)  
 G Vincent Hamilton, 6-4, Sr., 28, 15.1, 6.9, .486, .803  
 G Chris Michael, 6-5, Jr., 24, 8.8, 3.1, .398, .649  
 C Glen McCants, 6-9, Jr., 20, 7.9, 6.0, .525, .640  
 F Horace Grant, 6-9, So., 26, 11.3, 6.8, .555, .637  
 F Glenn Corbit, 6-6, Jr., 25, 11.7, 3.2, .451, .685  
**Top Subs:** Grayson Marshall, G, 6-2, Fr., 7.3 PPG, 6.6 APG  
 Raymond Jones, C, 6-9, Sr., 6.8 PPG  
 Harvey Grant, F, 6-10, Fr., 5.1 PPG  
**Notes:** Advanced to NIT ... led the conference in rebounding ... McCants was injured in the 20th game and lost for the season ... beat three top-20 teams, No. 9 Georgia Tech, No. 11 North Carolina, and No. 20 Maryland ... team ranked 22nd nationally in rebound margin ... Marshall ranked 20th in the nation in assists.

## 1985-86

(19-15 Overall, 3-11 ACC)  
 G Grayson Marshall, 6-2, So., 31, 8.3, \*7.7, .463, .701  
 G Larry Middleton, 6-3, Jr., 22, 11.4, 3.7, .424, .750  
 C Glen McCants, 6-9, Sr., 34, 9.2, 5.6, .533, .727  
 F Glenn Corbit, 6-6, Sr., 17, 9.9, 3.0, .502, .620  
 F Horace Grant, 6-10, Jr., 31, 16.4, 10.5, .584, .725  
**Top Subs:** Jerry Pryor, F, 6-7, Fr., 6.5 PPG  
 Anthony Jenkins, F, 6-7, Jr., 5.6 PPG  
**Notes:** Grant ranked 10th in the nation, first in the ACC in rebounding ... Marshall tied for 13th in the nation in assists ... Grant ranked 27th nationally in field goal percentage ... team reached final eight of NIT ... handed Bradley its only regular season loss; \* - assist average

## 1986-87

(25-6 Overall, 10-4 ACC)  
 G Grayson Marshall, 6-2, Jr., 26, 6.1, \*7.4, .450, .740  
 G Michael Tait, 6-2, Sr., 31, 12.9, 3.4, .517, .711  
 C Horace Grant, 6-10, Sr., 28, 21.0, 9.6, .656, .708  
 F Jerry Pryor, 6-7, So., 31, 12.2, 4.7, .574, .720  
 F Anthony Jenkins, 6-7, Sr., 30, 9.1, 3.7, .459, .706  
**Top Subs:** Elden Campbell, C, 6-10, Fr., 8.8 PPG  
 Michael Brown, G, 6-4, Jr., 8.8 PPG  
 Larry Middleton, G, 6-3, Sr., 8.0 PPG  
**Notes:** Grant was named the ACC's MVP, Ellis was ACC Coach-of-the-Year, first-ever honors for the school ... team finished 13th in national AP poll, first Clemson team to be in final AP top 20 ... Grant second-team AP and third-team UPI All-American ... Ellis was named NABC District Coach-of-the-Year ... Grant was the first ACC player to win statistical triple crown (PPG, RPG, FG%) ... Grant ranked third in the nation in field goal percentage ... Tait ranked 10th in the nation in three-point percentage ... Campbell ranked 28th in blocked shots, Grant was 28th in rebounds ... Marshall tied for 15th in assists ... set school record for wins in a season and in ACC play ... team ranked fourth in the nation in scoring, 15th in three-point percentage ... seventh in three-point goals per game; \* - assist average

## 1987-88

(14-15 Overall, 4-10 ACC)  
 G Grayson Marshall, 6-2, Sr., 27, 7.9, \*6.3, .412, .768  
 G Tim Kincaid, 6-3, So., 22, 10.3, \*4.4, .497, .856  
 C Elden Campbell, 6-10, So., 27, 18.8, 7.4, .629, .619  
 F Dale Davis, 6-9, Fr., 21, 7.8, 7.7, .532, .506  
 F Jerry Pryor, 6-7, Jr., 25, 12.0, 4.6, .593, .614  
**Top Subs:** Donnell Bruce, G, 6-5, Fr., 6.7 PPG  
 Ricky Jones, F, 6-7, Fr., 5.4 PPG  
**Notes:** Campbell ranked first in the ACC and 10th in the nation in field goal percentage, first in the ACC and eighth in the nation in blocked shots ... Davis was the second freshman of the decade to finish among the top five rebounders in the ACC ... team led the ACC in field goal percentage defense ... team advanced to NIT ... Campbell ranked as the top field goal shooter and shot blocker among sophomores nationally; \* - assist average

## 1988-89

(19-11 Overall, 7-7 ACC)  
 G Marion Cash, 6-3, 180, Jr., 19, 6.7, \*5.6, .469, .611  
 G Derrick Forrest, 6-3, 175, Jr., 28, 12.5, 3.9, .457, .583  
 C Elden Campbell, 6-10, 215, Jr., 25, 17.5, 7.7, .550, .688  
 F Jerry Pryor, 6-7, 215, Sr., 22, 6.2, 5.1, .510, .571  
 F Ricky Jones, 6-7, 195, So., 16, 4.3, 1.5, .427, .760





# ALL-TIME STARTING LINEUPS

**Top Subs:** Dale Davis, 6-9, 225, So., 14, 13.3, 8.9, .670, .646  
Tim Kincaid, 6-3, 180, Jr., 15, 8.7, 2.1, .472, .773

**Notes:** Davis was third in the nation in field goal percentage and first in the ACC ... set the ACC's single-season field goal percentage mark (.670) ... Campbell was tied for ninth in the nation and first in the ACC in blocked shots ... Davis led the ACC in rebounding and field goal percentage ... team was ranked as high as 19th by Sporting News at midseason ... defeated No. 3 North Carolina and No. 9 Duke during the regular season ... Campbell was second-team All-ACC, Davis was third-team (AP) ... team advanced to final 32 of NCAA Tournament ... team led the ACC in blocked shots for second straight year; \* - assist average

## 1989-90

(24-8 Overall, 10-4 ACC)

G Marion Cash, 6-3, 180, Sr., 34, 8.4, 2.9, .429, .651  
G David Young, 6-5, 175, So., 27, 6.1, 1.7, .363, .658  
C Elden Campbell, 6-11, 215, Sr., 30, 16.4, 8.0, .522, .599  
F Dale Davis, 6-11, 230, Jr., 34, 15.3, 11.3, .625, .596  
F Derrick Forrest, 6-3, 175, Sr., 8.2, 3.1, .482, .466

**Top Subs:** Sean Tyson, 6-7, 215, Jr., 8.5, 4.1, .550, .583  
Ricky Jones, 6-7, 195, Jr., 3.8, 1.5, .505, .611  
Kirkland Howling, 6-4, 180, Sr., 7.4, 2.0, .463, .708

**Notes:** Clemson won its first ever ACC regular season championship ... Davis led the conference in field goal percentage and rebounds for the second consecutive year, a first in conference history ... the team came back from a halftime deficit to gain victory on six different occasions ... first Clemson team to have two first-team All-ACC players (Davis and Campbell) ... Ellis named ACC Coach-of-the-Year ... ranked 17th in final AP and UPI polls ... 13th in USA Today ... set record for homecourt winning streak, advanced mark to 24 in a row ... led ACC in field goal percentage defense and blocked shots.

## 1990-91

(11-17 Overall, 2-12 ACC)

G Eric Burks, Fr., 6-3, 20, 9.0, 2.4, .428, .650  
G David Young, Jr., 6-5, 14, 10.9, 3.1, .440, .833  
C Dale Davis, Sr., 6-11, 28, 17.9, 12.1, .522, .580  
F Ricky Jones, Sr., 6-7, 24, 10.7, 4.4, .547, .620  
F Steve Harris, Fr., 6-4, 20, 4.5, 3.4, .370, .442

**Top Subs:** Colby Brown, Sr., 6-8, 200, 5.1, 3.1, .496, .708  
Andre Bovain, Fr., 6-1, 170, 5.0, 2.7, .413, .500  
Donnell Bruce, Sr., 6-5, 175, 4.3, 1.3, .409, .769

**Notes:** Davis finished the season ranked 10th in the nation in rebounding and 17th in blocked shots.

## 1991-92

(14-14 Overall, 4-12 ACC)

G Chris Whitney, Jr., 6-1, 27, 13.4, \*5.8, .410, .767  
G Andre Bovain, So., 6-1, 18, 9.4, 3.3, .455, .406  
C Sharone Wright, Fr., 6-10, 23, 12.0, 8.1, .498, .563  
F Steve Harris, So., 6-4, 19, 6.8, 3.6, .417, .571  
F Corey Wallace, Jr., 6-7, 13, 7.6, 4.2, .538, .712

**Top Subs:** Devin Gray, Fr., 6-6, 12, 10.9, 5.1, .520, .430  
Eric Burks, So., 6-1, 13, 7.1, 2.2, .504, .600  
Kevin Hines, Jr., 6-7, 12, 6.2, 4.2, .483, .622

**Notes:** Wright finished the season ranked 31st in the nation in blocked shots ... Whitney was 30th in three-point goals per game ... team defeated No. 16 Florida State and No. 24 Georgia Tech ... team set an ACC record with 24 overtime points in win over Georgia Tech ... Wright led the ACC in blocked shots and offensive rebounds; \* - assist average

## 1992-93

(17-13 Overall, 5-11 ACC)

G Chris Whitney, Sr., 6-0, 171, 29, 15.7, \*6.4, .441, .802  
G Andre Bovain, Jr., 6-1, 175, 16, 9.6, 4.9, .438, .592  
C Sharone Wright, So., 6-10, 260, 29, 15.0, 10.5, .567, .669  
F Jeff Brown, Jr., 6-3, 195, 16, 7.9, 2.6, .376, .704  
F Devin Gray, So., 6-6, 230, 25, 16.7, 5.5, .530, .637

**Top Subs:** Kevin Hines, Fr., 6-7, 240, 10, 6.4, 3.3, .519, .690  
Bruce Martin, G, So., 6-2, 175, 11, 4.7, 1.4, .354, .810  
Wayne Buckingham, F/C, Jr., 6-8, 275, 6, 4.3, 2.9, .505, .459  
Lou Richie, G, Jr., 5-9, 160, 3, 1.6, \*2.4, .458, .500

**Notes:** Wright ranked second nationally in blocks per game and 20th in rebounds per game ... Whitney was 26th in three-point goals per game and 24th in assists per game ... Wright led the ACC in blocks and rebounds ... beat No. 12 Florida State, 87-75 in ACC Tourney, first win as lower seed in 31 years ... also beat No. 12 Wake Forest 76-74 and No. 22 Georgia Tech in Atlanta, 89-84 ... Cliff Ellis became Clemson's winningest coach with 92-82 win over NC State on 3-3-93 ... beat Auburn 84-72 in first round of the NIT ... led the ACC in steals per game ... Corey Wallace redshirted season due to shoulder injury; \* - assist average

## 1993-94

(18-16 Overall, 6-10 ACC)

G Lou Richie, Sr., 5-9, 160, 29, 4.8, \*5.3, .349, .667  
G Andre Bovain, Sr., 6-1, 180, 29, 11.5, 4.1, .435, .628  
C Sharone Wright, Jr., 6-11, 260, 33, 15.4, 10.6, .525, .644  
F Jeff Brown, Sr., 6-3, 200, 19, 9.5, 3.2, .432, .787  
F Wayne Buckingham, Sr., 6-8, 275, 15, 3.4, 3.3, .394, .636  
Rayfield Ragland, Jr., 6-6, 215, 15, 5.8, 3.5, .462, .633

**Top Subs:** Devin Gray, Fr., 6-6, 230, 14, 14.4, 6.0, .572, .544  
Corey Wallace, Fr., 6-6, 225, 6, 6.2, 2.9, .422, .727  
Merl Code, G, Fr., 6-2, 170, 5, 4.1, \*2.7, .333, .809

CHRIS WHITNEY  
WAS A TWO-  
YEAR STARTER  
FROM 1991-93  
AT GUARD.



**Notes:** Sharone Wright was second-team All-ACC and Devin Gray was third-team All-ACC ... Bovain, Brown, and Richie were all honorable mention All-ACC ... Gray led the ACC in field goal percentage ... Wright was 19th in the nation in rebounding and 15th in blocks ... Wright led the ACC in offensive rebounds ... Wright was also chosen All-District by USBWA ... Cliff Ellis announced his resignation effective at end of the year on January 7 ... Clemson defeated No. 20 Oklahoma State at the Rainbow Classic, and No. 2 North Carolina on February 17 in Littlejohn Coliseum ... team advance to Final 8 of the NIT with wins over Southern Miss and West Virginia ... Rick Barnes named Clemson head coach on March 22 ... Devin Gray suffered a heart attack on April 4, 1994; \* - assist average

## 1994-95

(15-13 Overall, 5-11 ACC)

G Merl Code, So., 6-2, 170, 28, 11.8, 3.8, .406, .814  
G Bruce Martin, Gr., 6-2, 180, 28, 8.6, 1.4, .452, .875  
C Iker Iturbe, Fr., 6-7, 230, 20, 6.5, 3.8, .466, .596  
F Greg Buckner, Fr., 6-4, 190, 28, 12.0, 5.9, .526, .513  
F Andy Kelly, Sr., 6-5, 195, 28, 5.1, 2.6, .380, .828

**Top Subs:** Bill Harder, G, So., 6-0, 175, 0, 8.0, 2.1, .464, .805  
Rayfield Ragland, F, Sr., 6-5, 215, 1, 8.5, 5.4, .497, .600

**Notes:** Greg Buckner was Clemson's first-ever ACC Rookie-of-the-Year ... team led the ACC in fewest turnovers per game with 11.57, second-lowest figure in ACC history ... led the ACC and ranked ninth in the nation in scoring defense, allowing 62.5 points per game ... Merl Code became the fifth Tiger in history to accumulate at least 100 rebounds, 100 assists, and 50 steals in a season ... Buckner made school record 16 consecutive field goals in December ... team was ranked 18th in AP poll after 10-0 start, first ranking in five years ... sixth place ACC finish was program's best in five years ... Rick Barnes won his first 10 games, best start of any coach in Clemson history ... team won two of three games in North Carolina triangle, just the third time in school history ... swept Duke for first time in 18 years, including just the fourth win in history at Duke ... advanced to the NIT where the Tigers lost to eventual champion Virginia Tech.

## 1995-96

(18-11 Overall, 7-9 ACC)

G Terrell McIntyre, Fr., 5-8, 175, 21, 12.7, 2.8, .401, .792  
G Greg Buckner, So., 6-4, 200, 29, 13.1, 5.1, .472, .672  
C Tom Wideman, Fr., 6-10, 240, 29, 5.8, 5.2, .485, .562  
F Tony Christie, Fr., 6-6, 215, 14, 8.0, 2.7, .435, .556  
F Andrius Jurkunas, Fr., 6-9, 215, 26, 8.1, 4.7, .420, .615

**Top Subs:** Harold Jamison, Fr., 6-9, 238, 6, 7.6, 5.9, .519, .615  
Merl Code, G, Jr., 6-2, 190, 11, 12.5, 3.6, .442, .897  
Bill Harder, G, Jr., 6-2, 185, 9, 4.3, 2.1, .333, .720

**Notes:** Team advanced to the NCAA Tournament for the first time in six years ... ranked in AP top 25 six weeks in a row ... beat four top-25 teams, including No. 6 Wake Forest, 55-41 ... that is second-highest number of top-25 wins in a season ... beat North Carolina in the ACC Tournament 75-73 on a dunk by Greg Buckner with 0.6 seconds left ... first win over North Carolina in the ACC Tournament and the first time Clemson beat North Carolina in the state of North Carolina after 37 straight losses ... Buckner was named first-team All-ACC Tournament ... McIntyre was a first-team ACC All-Rookie selection ... only

team in the nation that started four freshmen and advanced to NCAAAs ... set single-season home attendance record with over 150,000 fans attending home games ... team ranked 12th in the nation in scoring defense ... Iker Iturbe received an injury redshirt.

## 1996-97

(23-10 Overall, 9-7 ACC)

G Terrell McIntyre, So., 5-9, 175, 33, 13.4, \*4.4, .391, .797  
G Merl Code, Sr., 6-2, 190, 33, 10.9, 2.5, .400, .807  
C Harold Jamison, So., 6-8, 245, 22, 7.6, 5.7, .597, .567  
F Greg Buckner, Jr., 6-4, 210, 33, 15.6, 4.5, .483, .708  
F Tom Wideman, So., 6-10, 250, 21, 4.3, 5.2, .560, .606

**Top Subs:** Iker Iturbe, So., 6-7, 235, 20, 5.9, 4.0, .456, .439  
Vincent Whitt, F, Fr., 6-6, 185, 0, 4.5, 3.0, .409, 3.0  
Andrius Jurkunas, F, So., 6-9, 230, 3, 2.5, 1.7, .276, .630

**Notes:** Ranked as high as No. 2 in the AP poll on Jan. 20, Clemson's highest ranking ever ... finished the season ranked No. 8 in final USA Today poll, also the highest in Tiger history, while Clemson played the ninth-toughest schedule in the nation ... advanced to the Sweet 16, the first time Clemson had done so since 1990 and only the third time in history ... had five wins over ranked teams ... started season by upsetting No. 3 Kentucky (defending national champions); highest ranked non-conference victory in school history ... ranked in the top 20 in every poll, a first in Clemson history ... had a 12-game winning streak ... won its first five ACC games ... team won more games away from home than any other Tiger team in history ... set a single-season attendance record and recorded six sellouts ... also sold a record number of season tickets (7,433) ... took No. 1 seed Minnesota into double overtime in the Sweet 16 in San Antonio before falling 84-90 ... Sports Illustrated did a feature story on the Tiger basketball program for the first time in its 43 years ... Buckner and McIntyre were both named second-team All-ACC ... opened the season with 4,500 fans at the first-ever Midnight Madness in Littlejohn Coliseum; \* - assist average

## 1997-98

(18-14 Overall, 7-9 ACC)

G Terrell McIntyre, Jr., 5-9, 175, 23, 13.9, \*5.3, .427, .779  
G Greg Buckner, Sr., 6-4, 210, 32, 16.3, 4.1, .537, .696  
C Tom Wideman, Jr., 6-10, 250, 24, 4.4, 4.8, .533, .433  
F Tony Christie, Jr., 6-6, 210, 25, 8.0, 1.8, .444, .454  
F Iker Iturbe, Jr., 6-7, 235, 20, 5.8, 2.6, .471, .653

**Top Subs:** Harold Jamison, F, Jr., 6-8, 250, 12, 9.8, 7.3, .592, .481  
Vincent Whitt, G, So., 6-6, 185, 6, 5.5, 2.8, .400, .652  
Johnny Miller, G, Jr., 6-0, 180, 7, 4.3, \*1.7, .298, .667  
Mohamed Woni, F, So., 6-9, 235, 1, 3.7, 2.8, .523, .658  
Adam Allenspach, C, Fr., 7-1, 235, 10, 2.1, 1.2, .436, .692

**Notes:** Began season ranked No. 5 in AP preseason poll, highest preseason ranking in school history ... defeated three top-25 teams, including No. 6 South Carolina ... fourth straight win over South Carolina ... set school record for total attendance and average ... chosen for NCAA Tournament, third straight year, a Clemson first ... Buckner was second-team All-ACC ... Buckner started record 122 consecutive games ... team defeated Florida State in Tallahassee, 78-49, largest ACC road victory margin in school history ... McIntyre was first-team All-ACC Tournament ... Wideman was named first-team Academic All-District ... Jamison led the ACC in offensive rebounding ... team



# ALL-TIME STARTING LINEUPS

faced fourth toughest schedule in nation; \* - assist average

## 1998-99

(20-15 Overall, 5-11 ACC)

G Terrell McIntyre, Sr., 5-9, 182, 35, 17.9, \*5.4, .436, .793  
G Johnny Miller, Sr., 6-0, 173, 18, 5.9, 4.1, .300, .545  
G Tom Wideman, Sr., 6-10, 250, 35, 7.4, 7.1, .519, .581  
C Harold Jamison, Sr., 6-8, 250, 35, 12.7, 9.9, .674, .521  
F Andrius Jurkunas, Jr., 6-9, 235, 24, 7.6, 3.8, .444, .695

**Top Subs:** Tony Christie, F, Sr., 6-6, 210, 11, 5.9, 2.2, .414, .500  
Adam Allenspach, C, So., 7-1, 257, 0, 4.8, 3.5, .536, .681  
Will Solomon, G, Fr., 6-2, 170, 6, 6.3, 1.5, .360, .621

**Notes:** Clemson finished the season ranked eighth in the nation in rebound margin, highest final ranking in that category in school history ... Jamison ranked 18th in the nation in rebounding, he would have led the nation in field goal percentage had he made one more field goal over the course of the entire season ... team advanced to championship of the NIT, losing to California by one point ... Clemson had the leading rebounder (Jamison) and leading scorer (McIntyre) in the ACC, first time since 1972-73 that the same team had different players as top scorer and rebounder ... McIntyre ended his career second in Clemson history in scoring and assists ... Jamison and McIntyre made NIT All-Tournament Team ... Wideman won ACC's Weaver-James-Corrigan award ... senior class finished with 79 wins, tied for second-most in school history ... Shyatt set school record for wins by a rookie head coach with 20; \* - assist average

## 1999-00

(10-20 Overall, 4-12 ACC)

G Edward Scott, Fr., 6-0, 160, 21, 6.5, \*3.3, .311, .750  
G Will Solomon, So., 6-1, 170, 30, 20.9, 4.1, .401, .684  
C Adam Allenspach, Jr., 7-1, 265, Jr., 29, 11.4, 7.1, .457, .740  
F Andrius Jurkunas, Sr., 6-9, 235, 25, 8.5, 5.1, .367, .641  
F Chuckie Gilmore, So., 6-8, 265, 23, 3.7, 6.1, .387, .481

**Top Subs:** Pasha Bains, Fr., 6-3, 200, 4, 5.7, 1.7, .370, .778  
Dustin Braddick, So., 6-5, 210, 4.9, 4.3, .425, .667  
Ray Henderson, Fr., 6-8, 255, 3.9, 3.8, .528, .538

**Notes:** Solomon led the ACC in scoring and ranked 16th in the nation with a 20.9 average ... Solomon made first-team All-ACC, first Tiger to make first team since 1990, first Clemson sophomore to do it in 30 years ... Solomon also made NABC All-District team ... Solomon improved his scoring average by 14.6 points, biggest one-season jump in ACC history ... Jurkunas finished career as Clemson's career leader in three-point goals by a forward ... season included victory over a No. 21 NC State team, and a win on the road at NC State ... defeated rival South Carolina for the sixth straight year ... victory total also included win over a Winthrop team that went to the NAAs; \* - assist average

## 2000-01

(12-19 Overall, 2-14 ACC)

G Edward Scott, So., 6-0, 180, 30, 7.3, \*4.2, .391, .821  
G Will Solomon, Jr., 6-1, 185, 28, 19.7, 2.9, .397, .788  
C Ray Henderson, So., 6-8, 250, 21, 5.4, 4.8, .535, .567  
F Chris Hobbs, Fr., 6-7, 250, 16, 7.3, 6.3, .566, .688  
F Dwon Clifton, Fr., 6-5, 190, 17, 3.9, 2.6, .375, .464

**Top Subs:** Tony Stockman, Fr, 6-1, 165, 6, 12.0, 1.9, .374, .836  
Adam Allenspach, Sr., 7-1, 265, 15, 7.7, 5.5, .453, .676  
Pasha Bains, So., 6-3, 205, 12, 4.9, 1.1, .447, .524

**Notes:** Team defeated No. 1 North Carolina 75-65 in February, Clemson's second win in history over nation's top ranked team ... North Carolina had 18-game winning streak entering the game ... Solomon second-team All-ACC ... Solomon set school record for consecutive double figure scoring games with 52 ... Solomon turned pro a year early and was a second-round pick of the Grizzlies ... Solomon also broke the school record for three-point goals per game in a season ... Stockman and Hobbs made ACC All-Rookie team ... Stockman led all ACC rookies in scoring, Hobbs led all ACC rookies in rebounding ... team set school record for three-point goals in a season with 248 ... team played 13 games against top-25 teams; \* - assist average

## 2001-02

(13-17 Overall, 4-12 ACC)

G Edward Scott, 6-0, Jr., 30, 11.9, \*7.9, .405, .674  
G Tony Stockman, 6-1, So., 27, 12.2, 2.5, .351, .686  
C Ray Henderson, 6-8, Jr., 30, 8.1, 8.8, .546, .629  
F Jamar McKnight, 6-5, Sr., 24, 12.5, 4.2, .461, .750  
F Chris Hobbs, 6-7, So., 30, 11.6, 6.1, .541, .623

**Top Subs:** Chey Christie, 6-4, Fr., 5.3 PPG  
Tomas Nagys, 6-10, Jr., 4.9 PPP, 4.5 RPG  
Sharrod Ford, 6-9, Fr., 4.5 PPG, 3.6 RPG, .606

**Notes:** Scott earned third-team All-ACC honors and was third in the nation in assists per game with 7.93, a school single season record ... Scott had 30 points and 16 assists in double overtime win over Wake Forest, just the second player in ACC history to have 30 points and at least 15 assists in the same game (Kenny Anderson, Georgia Tech) ... team led the ACC in rebounding for first time since 1984-85 ... defeated two top-20 teams, a No. 5 Virginia team, by 16 points, and a No. 17 Wake Forest team in double overtime, 118-115, the highest scoring game in Clemson history for two teams combined; \* - assist average

## 2002-03

(15-13 Overall, 5-11 ACC)

G Edward Scott, 6-0, Sr., 175, 28, 17.7, 3.7, .386, .739  
G Chey Christie, 6-4, So., 178, 27, 11.5, 2.9, .401, .692  
C Sharrod Ford, 6-9, So., 220, 27, 7.5, 6.8, .564, .458  
F Olu Babalola, 6-6, So., 255, 26, 7.6, 3.7, .423, .662  
F Chris Hobbs, 6-7, Jr., 260, 18, 6.3, 5.5, .508, .581

**Top Subs:** Ray Henderson, 6-8, Sr., 275, 10, 5.4, 4.8, .551, .660

Tomas Nagys, 6-10, Sr., 250, 1, 6.6, 3.8, .500, .739  
Shawan Robinson, 6-2, Fr., 170, 0, 4.9, 1.2, .450, .733

**Notes:** Scott was named first-team All-ACC, first Clemson point guard in 43 years to be a first-team selection ... he finished the season third in the ACC in scoring and fifth in assists ... the senior also became the ninth player in ACC history to reach 1000 points, 500 assists and 400 rebounds ... team led ACC in fewest turnovers per game (13.46) ... Robinson made .475 of his three-point shots, third-best in Clemson history ... team won three straight ACC games from Feb. 15-22, longest streak in league play since 1996-97 ... opened the season with nine straight wins ... defeated Cincinnati in December, 58-51, Bearcats went on to NCAA Tournament.

## 2003-04

(10-18 Overall, 3-13 ACC)

G Vernon Hamilton, Fr., 6-0, 192, 17, 7.3, 3.7, .385, .524  
G Chey Christie, Jr., 6-4, 183, 26, 9.1, 2.7, .406, .679  
C Sharrod Ford, Jr., 6-9, 223, 28, 11.9, 7.2, .537, .629  
F Olu Babalola, Jr., 6-6, 242, 28, 9.0, 4.6, .355, .753  
F Chris Hobbs, Sr., 6-7, 260, 24, 7.7, 5.4, .497, .548

**Top Subs:** Shawan Robinson, So., 6-2, 183, 12, 10.8, 3.1, .426, .753  
Akin Akingbala, So., 6-9, 230, 4, 4.8, 4.6, .606, .500  
Lamar Rice, Jr., 6-7, 210, 0, 4.0, 2.6, .338, .471

**Notes:** Ford ranked second in the ACC and 21st in the nation in blocks per game ... team had two wins over top-15 teams, defeating No. 12 North Carolina and No. 15 NC State ... made 11-13 three-point goals in win over North Carolina for an .846 accuracy, best in Clemson history and sixth best single-game percentage in the history of college basketball ... defeated Boston College and East Tennessee State, giving the team four wins over teams that advanced to the NCAA Tournament ... played the fourth most difficult schedule in the nation (Sagarin) and the sixth most difficult (RPI) ... Akingbala and Robinson both made first-team Academic All-ACC.


## 2004-05

(16-16 Overall, 5-11 ACC)

G Cliff Hammonds, Fr., 6-3, 175, 31, 10.6, 3.6, .432, .646  
G Vernon Hamilton, So., 6-0, 190, 19, 6.8, 2.6, .425, .602  
G Shawan Robinson, Jr., 6-2, 170, 17, 10.8, 2.9, .408, .837  
C Sharrod Ford, Sr., 6-9, 230, 32, 14.9, 8.2, .512, .585  
F Cheyenne Moore, Fr., 6-6, 190, 17, 6.6, 2.5, .363, .828

**Top Subs:** Olu Babalola, Sr., 6-6, 245, 11, 6.8, 3.7, .366, .705  
James Mays, Fr., 6-9, 215, 8, 4.3, 3.4, .459, .438  
Akin Akingbala, Jr., 6-9, 220, 13, 5.8, 4.1, .593, .520  
Sam Perry, Fr., 6-5, 190, 12, 4.0, 2.7, .476, .475

**Notes:** Clemson advanced to postseason play for the first time since 1999 ... Ford earned third-team All-ACC honors and helped Clemson to a three-game sweep of Maryland ... also had game-winning dunk at the buzzer on senior night to lift Clemson to victory over Virginia Tech ... Tigers defeated South



TONY CHRISTIE PLAYED 115 GAMES OVER HIS CAREER FROM 1995-99, HELPING THE TIGERS TO THREE NCAA BIDS.





# ALL-TIME STARTING LINEUPS

Carolina, 63-62, in overtime in Columbia ... Robinson and Hammonds were academic All-ACC ... Hammonds made the ACC All-Freshman team and was a four-time Rookie-of-the-Year honoree ... Clemson was the only school in the nation to rank in top 20 in both steals and blocks per game.

## 2005-06

(19-13 Overall, 7-9 ACC)

G Cliff Hammonds, So., 6-3, 197, 32, 10.1, 3.4, .402, .565  
G Vernon Hamilton, Jr., 6-0, 195, 23, 12.0, 3.2, .447, .551  
C Akin Akingbala, Sr., 6-9, 240, 32, 12.1, 8.2, .576, .556  
F K.C. Rivers, Fr., 6-5, 210, 12, 7.1, 4.8, .377, .840  
F Sam Perry, So., 6-5, 208, 22, 6.3, 3.0, .485, .645

**Top Subs:** Shawan Robinson, Sr., 6-2, 190, 11, 12.3, 2.2, .354, .913  
James Mays, So., 6-9, 222, 11, 9.2, 7.6, .541, .525  
Julius Powell, Fr., 6-7, 208, 11, 5.5, 2.7, .376, .615

**Notes:** Clemson advanced to postseason play for the second consecutive year, a first since 1997-99 ... Clemson led the ACC and was second nationally in steals per game ... the Tigers won their first eight-team tournament since 1980 by capturing the 2005 San Juan Shootout crown ... the team won seven ACC games, most since the 1997-98 season ... earned a sweep of Georgia Tech, a first since the 1996-97 season ... Hamilton earned ACC All-Defensive Team honors after becoming the first Tiger ever to lead the league in steals per game ... Hamilton set the school's career and single-season records for steals ... Robinson ranked third nationally in free throw shooting at 91.3 percent, which also led the ACC ... Robinson was named academic All-ACC for the fourth time.

## 2006-07

(25-11 Overall, 7-9 ACC)

G Cliff Hammonds, Jr., 6-3, 197, 36, 11.6, \*4.1, .465, .490  
G Vernon Hamilton, Sr., 6-0, 195, 36, 12.3, 3.1, .468, .490  
C Trevor Booker, Fr., 6-7, 215, 36, 10.4, 6.4, .602, .615  
F Sam Perry, Jr., 6-5, 208, 28, 3.6, 2.7, .432, .481  
F James Mays, Jr., 6-9, 225, 34, 12.2, 6.4, .478, .550

**Top Subs:** K.C. Rivers, So., 6-5, 210, 14.0, 4.5, .462, .735  
Julius Powell, So., 6-7, 208, 0, 2.6, 1.4, .286, .571

**Notes:** Clemson advanced to the championship game of the NIT for the second time in school history, falling to West Virginia 78-73 in the final ... team tied the school record for overall wins (25) and consecutive wins (17) ... Clemson was the nation's last remaining unbeaten ... the Tigers were ranked in the coaches' poll for eight weeks, with a high of No. 14 on Jan. 8 ... team went 18-1 against non-conference competition, which included six wins over schools from the Big East, Big Ten, and SEC ... Mays was second-team All-District and honorable mention All-ACC ... Rivers was named to NIT All-Tournament Team ... Hamilton concluded his career sixth in ACC history with 271 total steals ... three players, including Hammonds, were named Academic All-ACC; \* - assist average.

## 2007-08

(24-10 Overall, 10-6 ACC)

G Cliff Hammonds, Sr., 6-3, 200, 34, 11.4, 4.1, .467, .459  
G Demontez Stitt, Fr., 6-2, 170, 20, 8.8, \*2.9, .408, .761  
C Trevor Booker, So., 6-7, 240, 34, 11.0, 7.3, .555, .573  
F K.C. Rivers, Jr., 6-5, 215, 33, 14.7, 6.3, .438, .677  
F James Mays, Sr., 6-9, 230, 28, 10.7, 6.8, .483, .549

**Top Subs:** Terrence Oglesby, Fr., 6-2, 185, 0, 10.5, 1.8, .381, .851  
Sam Perry, Sr., 6-5, 215, 14, 3.1, 2.3, .433, .667  
David Potter, So., 6-6, 205, 0, 4.8, 2.1, .412, .733  
Raymond Sykes, Jr., 6-9, 220, 6, 4.4, 2.4, .573, .500

**Notes:** Clemson advanced to NCAA Tournament for first time in 10 years ... also advanced to championship game of the ACC Tournament for only the second time in school history ... equaled highest number of ACC wins (10) in Clemson history ... finished the year with a No. 22 ranking in the AP poll, Clemson's first final ranking since the 1996-97 season ... defeated a top-10 Duke team in the semifinals of the ACC Tournament ... Rivers and Hammonds were named second and third-team All-ACC, respectively ... both were All-District as well ... Hammonds became first Clemson player named All-ACC on the court and in the classroom for the first time since 1967 ... Hammonds first-ever recipient of the Skip Prosser Award ... a record four players were named to the All-ACC Tournament teams, including first-team selections Booker and Rivers ... Clemson ranked in the top 20 nationally in both blocks and steals per game; \* - assist average.

## 2008-09

(23-9 Overall, 9-7 ACC)

G Demontez Stitt, So., 6-2, 175, 32, 8.7, \*3.8, .413, .673  
G Terrence Oglesby, So., 6-2, 190, 31, 13.2, 1.7, .375, .845  
C Raymond Sykes, Sr., 6-9, 220, 31, 7.9, 5.1, .578, .557  
F K.C. Rivers, Sr., 6-5, 215, 32, 14.2, 6.0, .449, .667  
F Trevor Booker, Jr., 6-7, 240, 32, 15.3, 9.7, .571, .707

**Top Subs:** David Potter, Jr., 6-6, 205, 0, 4.9, 2.2, .380, .756  
Jerai Grant, So., 6-8, 215, 1, 4.7, 3.2, .644, .647  
Andre Young, Fr., 5-9, 160, 0, 4.4, \*2.1, .377, .632  
Tanner Smith, Fr., 6-5, 205, 0, 3.6, 1.8, .448, .667

**Notes:** Clemson posted 20 or more wins for the third straight season, a school record ... Tigers finished as No. 7 seed in the South Regional of the NCAA Tournament ... finished the season ranked No. 24 in AP poll ... improved winning percentage for



AKIN AKINGBALA  
AVERAGED 12.1 POINTS  
AND 8.2 REBOUNDS  
PER GAME AS A SENIOR  
IN 2005-06.

the fifth straight season ... defeated No. 3 Duke by 27-point margin, largest ever for Clemson against a ranked opponent ... defeated seven ACC foes by double digits, a school record; Booker named second-team All-ACC, also named to All-ACC Defensive Team ... Booker led the ACC in field goal percentage and rebounding, first player to do that since Tim Duncan for Wake Forest in 1996-97 ... Rivers became school's all-time leader with 281 three-point goals ... Clemson was nation's only team to rank in top 10 in both blocked shots and steals per game; \* - assist average.

## 2009-10

(21-11 Overall, 9-7 ACC)

G Demontez Stitt, Jr., 6-2, 175, 29, 11.4, \*3.1, .454, .783  
G Tanner Smith, So., 6-5, 220, 32, 8.7, 4.2, .401, .740  
C Jerai Grant, Jr., 6-8, 220, 29, 7.2, 4.7, .632, .593  
F David Potter, Sr., 6-6, 215, 30, 7.0, 2.7, .364, .686  
F Trevor Booker, Sr., 6-7, 240, 32, 15.2, 8.4, .521, .591

**Top Subs:** Andre Young, So., 5-9, 170, 3, 9.2, \*2.4, .401, .800  
Noel Johnson, Fr., 6-6, 190, 2, 4.8, 1.9, .372, .727  
Devin Booker, Fr., 6-8, 235, 1, 4.5, 2.9, .561, .533  
Milton Jennings, Fr., 6-9, 225, 0, 3.3, 2.7, .374, .643

**Notes:** Clemson posted 20 or more wins for fourth straight season, a school record ... Tigers finished as No. 7 seed in the East Regional of NCAA Tournament ... ranked in national polls for 12 weeks during regular season ... compiled a 7-1 record at home versus ACC foes ... eighth in NCAA in steals per game and 10th in three-point percentage defense ... Trevor Booker named first-team All-ACC, a first for the Tigers since 2003 ... he went on to be a first-round draft choice at No. 23 overall ... named to the ACC's All-Defensive Team ... he and Potter combined to lead Clemson to 93 victories in their four years with the program, an all-time high for a senior class ... Smith and Young named All-ACC Academic ... Clemson played host to ESPN College GameDay on Jan. 23, 2010 against Duke; \* - assist average.

## 2010-11

(22-12 Overall, 9-7 ACC)

G Demontez Stitt, Sr., 6-2, 180, 30, 14.5, 4.3, .433, .732  
G Andre Young, Jr., 5-9, 175, 33, 11.1, \*3.0, .406, .705  
C Jerai Grant, Sr., 6-8, 230, 31, 12.4, 6.7, .571, .711  
F Tanner Smith, Jr., 6-5, 210, 30, 7.8, 3.5, .411, .728  
F Devin Booker, So., 6-8, 245, 33, 8.1, 5.5, .447, .734

**Top Subs:** Milton Jennings, So., 6-9, 225, 4, 8.3, 5.2, .410, .772  
Bryan Narcisse, Jr., 6-6, 220, 4, 2.9, 1.6, .500, .531  
Cory Stanton, Fr., 5-10, 175, 0, 2.4, 0.6, .345, .667  
Zavier Anderson, Sr., 5-9, 170, 4, 1.3, 1.3, .467, .421

**Notes:** Clemson posted 20 or more wins for the fifth straight season, a school record ... Tigers earned invitation to the NCAA Tournament for fourth straight year, also a record ... won first NCAA Tournament game in 14 years vs. UAB ... advanced to semifinals of ACC Tournament for second time in last four years ... Brownell sets first-year Clemson coaching records for wins (22) and winning percentage (.647) ... led the ACC in scoring defense, allowing just 61.4 points per game,

a figure that ranked 24th nationally ... Stitt named third-team All-ACC and was also first-team All-ACC Tournament ... Grant named to All-ACC Defensive Team ... Stitt first player at Clemson to start on four NCAA Tournament teams ... Young led the ACC with 2.55 assist-to-turnover ratio ... Smith named to third straight All-ACC Academic Team; \* - assist average.

## 2011-12

(16-15 Overall, 8-8 ACC)

G Andre Young, Sr., 5-9, 170, 31, 13.3, 2.7, .416, .828  
G Tanner Smith, Sr., 6-5, 210, 31, 11.2, 5.1, .457, .721  
G Devin Booker, Jr., 6-8, 245, 29, 10.5, 7.0, .459, .698  
F Bryan Narcisse, Sr., 6-6, 225, 17, 2.6, 2.1, .377, .696  
C Milton Jennings, Jr., 6-9, 225, 23, 9.7, 5.6, .439, .592

**Top Subs:** Catalin Baciu, Sr., 7-2, 255, 5, 4.1, 2.1, .581, .581  
K.J. McDaniels, Fr., 6-6, 190, 1, 3.9, 1.8, .454, .579  
Rod Hall, Fr., 6-1, 210, 9, 3.8, 1.3, .441, .596  
T.J. Sapp, Fr., 6-2, 190, 9, 3.6, 1.6, .311, .438  
Devin Coleman, Fr., 6-2, 200, 0, 2.6, 1.3, .359, .727

**Notes:** Clemson posted a break even record in the ACC for a school-record fifth consecutive season ... defeated three teams that advanced to the NCAA Tournament, all at home, including eventual Sweet 16 participant NC State and ACC Tournament champion Florida State ... upset No. 22 Virginia ... ranked second in the ACC in scoring defense (60.6) ... Young named to the All-ACC Defensive Team, the fourth straight year Clemson has had at least one player selected ... Smith named to All-ACC Academic Team for fourth straight season, one of only two players in Clemson history to accomplish the feat ... all four scholarship seniors earned degrees during the academic year; \* - assist average

## 2012-13

(13-18 Overall, 5-13 ACC)

G Rod Hall, So., 6-1, 210, 30, 5.7, \*3.5, .437, .597  
G Damarcus Harrison, So., 6-4, 200, 14, 5.2, 2.8, .363, .739  
G Devin Booker, Sr., 6-8, 250, 31, 13.1, 7.5, .545, .623  
F K.J. McDaniels, So., 6-6, 200, 25, 10.9, 5.0, .433, .684  
C Milton Jennings, Sr., 6-9, 225, 29, 10.2, 6.4, .409, .681

**Top Subs:** Jordan Roper, Fr., 5-11, 165, 13, 7.9, 1.3, .384, .630  
Adonis Filer, Fr., 6-2, 190, 4, 6.3, 2.3, .370, .675  
Bernard Sullivan, So., 6-7, 230, 0, 1.8, 1.3, .450, .700

**Notes:** Clemson was second in the ACC and in the top 40 in the NCAA in scoring defense (60.1), the best figure by a Tiger team since 1950 ... committed fewest turnovers per game (11.45) in school history ... Booker named third-team All-ACC, joining his older brother Trevor as only the third combination in ACC history to make one of the all-conference teams ... Jennings named to All-Tournament Team at Old Spice Classic ... Roper first freshman to lead Tigers in steals since Vernon Hamilton in 2003-04 ... Roper named to All-ACC Academic Team; \* - assist average

## 2013-14

(23-13 Overall, 10-8 ACC)

G Rod Hall, Jr., 6-1, 210, 36, 9.7, \*4.0, .433, .757  
G Damarcus Harrison, Jr., 6-4, 205, 22, 7.8, 2.7, .389, .836

# ALL-TIME STARTING LINEUPS

C Landry Nnoko, So., 6-10, 250, 34, 6.5, 6.2, .548, .583  
 F K.J. McDaniels, Jr., 6-6, 200, 35, 17.1, 7.1, .459, .842  
 F Jaron Blossomgame, Fr., 6-7, 215, 30, 4.9, 5.0, .395, .596  
**Top Subs:** Jordan Roper, So., 5-11, 165, 13, 7.4, 1.7, .406, .817  
 Adonis Filer, So., 6-2, 190, 4, 3.9, 1.3, .333, .794  
 Austin Ajukwa, Fr., 6-5, 190, 0, 2.3, 1.0, .400, .600  
 Sidy Djitte, Fr., 6-10, 240, 1, 1.1, 2.7, .419, .167

**Notes:** Clemson improved by 10 wins over the previous season, tied for the best single-season jump in school history ... the Tigers won 10 ACC games for only the fourth time in school history and returned to postseason play for the first time since 2011 ... advanced to the NIT semifinals for the third time ... led the NCAA in three-point percentage defense (.285) and ranked in the top 10 in scoring defense (58.4) and total blocks (221) ... McDaniels was first-team All-ACC and the ACC Defensive Player of the Year, Clemson's first such honoree ... McDaniels became the third player in school history with 100 blocked shots in a season, and led the ACC for a second straight season ... McDaniels was only NCAA player to lead his team in scoring, rebounding, blocks, steals and three-point goals ... Nnoko was third in ACC with 2.0 blocks per game, while Hall was in top 10 in both assists per game and assist-to-turnover ratio; \* - assist average

## 2014-15

(16-15 Overall, 8-10 ACC)

G Rod Hall, Sr., 6-1, 205, 31, 9.2, \*3.4, .405, .757  
 G Damarcus Harrison, Sr., 6-4, 205, 21, 7.9, 2.9, .374, .690  
 C Landry Nnoko, Jr., 6-10, 255, 30, 7.6, 5.4, .508, .657  
 F Donte Grantham, Fr., 6-8, 205, 31, 8.8, 4.6, .372, .547  
 F Jaron Blossomgame, So., 6-7, 215, 31, 13.1, 8.2, .486, .708  
**Top Subs:** Jordan Roper, Jr., 5-11, 165, 10, 6.5, 1.5, .340, .818  
 Austin Ajukwa, So., 6-6, 205, 0, 3.1, 1.8, .357, .650  
 Josh Smith, Jr., 6-8, 245, 0, 2.4, 2.7, .520, .622  
 Sidy Djitte, So., 6-10, 240, 1, 2.1, 3.2, .458, .559

**Notes:** Clemson won eight ACC games for the fourth time in five seasons under Brad Brownell ... the Tigers defeated six teams rated in the top 100 of the final RPI ... beat No. 18 Arkansas in overtime, 68-65, on Dec. 7 ... won ACC road games at Pittsburgh, NC State and Florida State ... defeated three SEC teams, most since the 2007-08 season ... Hall finished his career ninth in Clemson history for assists, games and starts ... Roper named to All-ACC Academic Team ... Blossomgame first Clemson freshman or sophomore since Greg Buckner in 1995 to lead the team in both scoring and rebounding ... Nnoko finished third in the ACC in blocks per game (2.0); \* - assist average

## 2015-16

(17-14 Overall, 10-8 ACC)

G Jordan Roper, Sr., 6-0, 165, 31, 8.8, \*3.8, .371, .737  
 G Avry Holmes, Jr., 6-2, 195, 31, 10.0, 2.8, .374, .725  
 C Landry Nnoko, Sr., 6-10, 255, 26, 8.1, 5.7, .552, .636  
 F Donte Grantham, Fr., 6-8, 210, 31, 10.2, 4.1, .384, .846  
 F Jaron Blossomgame, Jr., 6-7, 220, 31, 18.7, 6.7, .513, .782  
**Top Subs:** Gabe DeVoe, So., 6-3, 205, 0, 5.3, 2.8, .341, .720

Sidy Djitte, Jr., 6-10, 240, 5, 5.3, 5.2, .620, .635  
 Ty Hudson, Fr., 6-1, 205, 0, 2.4, 0.4, .352, .455

**Notes:** Clemson won 10 ACC games for only the fifth time in school history ... the Tigers defeated four top-25 teams, most since the 1996-97 season ... defeated three top-25 teams in same week, including top-10 foes Duke and Miami ... won in overtime at Syracuse, first road ACC win in overtime in nearly 20 years ... had more ACC wins than non-conference, a first since 1966-67 ... averaged just 10.2 turnovers per game, fewest in program history ... led ACC in blocks per game for second time in three seasons ... Blossomgame named first-team All-ACC and Most Improved Player ... Blossomgame scored 580 points, eighth-most in Clemson season history ... Blossomgame first player in Clemson history to shoot 50 percent overall, 40 percent from three and 75 percent at the free throw line in same season ... Blossomgame ACC Player of the Week and Naismith Trophy Player of the Week after wins over Duke and Miami ... DeVoe and Roper named to All-ACC Academic Team ... Roper named ACC postgraduate scholarship recipient ... Roper broke season record with 3.03 assist-turnover ratio ... Nnoko named to All-ACC Defensive Team; led ACC in blocks per game (2.3); \* - assist average

## 2016-17

(17-16 Overall, 6-12 ACC)

G Shelton Mitchell, RSo., 6-3, 195, 27, 10.8, 3.5\*, .459, .798  
 G Avry Holmes, Sr., 6-2, 195, 33, 10.3, 2.4, .415, .815  
 C Sidy Djitte, Sr., 6-10, 240, 24, 6.5, 7.7, .529, .681  
 F Donte Grantham, Jr., 6-8, 215, 32, 7.3, 4.3, .383, .742  
 F Jaron Blossomgame, Sr., 6-7, 220, 33, 17.7, 6.3, .499, .714  
**Top Subs:** Gabe DeVoe, Jr., 6-3, 210, 7, 7.1, 2.8, .379, .600  
 Marquise Reed, So., 6-3, 185, 0, 10.0, 2.3, .402, .906  
 Elijah Thomas, RFr., 6-9, 235, 7.5, 4.2, .578, .479

**Notes:** Won 11 games outside of ACC play, including a 62-60 thrilling victory at South Carolina ... it marked the program's first road win against a top-25 non-conference opponent ... Clemson scored its most points against an ACC opponent (95) since 2006 in a win over Wake Forest ... Clemson extended its home winning streak over Georgia Tech to 12 games with a victory on Feb. 1 ... the Tigers also pushed its home winning streak to six in a row - its longest streak ever against Wake (1985-90) ... in the Tigers' ACC tournament opening round win over NC State, head coach Brad Brownell tied Cliff Ellis for the Clemson record with his 59th win over an ACC team ... Blossomgame earned All-ACC honors for the second consecutive season, while finishing with 584 points - eighth most in Clemson history ... was a finalist for Julius Erving and Senior CLASS awards ... finished career with 1,733 points - fifth in history ... selected 59th overall in the 2017 NBA Draft by the San Antonio Spurs - 27th player in Clemson history to be drafted ... Sidy Djitte, Isaac Fields and Riley McGillan named to ACC Academic Honor Roll ... Gabe DeVoe and Avry Holmes earned All-ACC Academic Honors ... Marquise Reed finished 12th in the country and second in the ACC in free throw percentage (.906) - second-highest in program history and highest for a sophomore player; \* - assist average

## 2017-18

(25-10 Overall, 11-7 ACC)

G Shelton Mitchell, R Jr., 6-3, 194, 33, 12.2, 3.6\*, .399, .857  
 G Marquise Reed, R Jr., 6-3, 189, 35, 15.8, 4.7, .430, .845  
 G Gabe DeVoe, Sr., 6-3, 207, 35, 14.2, 4.7, .449, .780  
 F Donte Grantham, Sr., 6-8, 215, 19, 14.2, 6.9, .560, .780  
 F Elijah Thomas, Jr., 6-9, 237, 35, 10.7, 8.1, .560, .619  
**Top Subs:** Aamir Simms, Fr., 6-7, 237, 34, 4.0, 3.2, .473, .577  
 Mark Donnal, Gr., 6-9, 232, 34, 3.7, 1.6, .523, .737  
 David Skara, R Jr., 6-8, 208, 26, 3.3, 2.8, .423, .588  
 Clyde Trapp, Fr., 6-4, 192, 29, 1.8, 0.7, .390, .737

**Notes:** Tied a program record with 25 wins and set a program record with 11 wins in ACC play - also tying the program record for the most conference wins in its history ... finished 15-1 in home games (second-most wins all-time at home in a single season - the most home wins ever during a regular season) ... finished 11-1 in non-conference play, including wins at Ohio State and against No. 22 Florida ... Clemson extended its home winning streak over Georgia Tech to 13 games with a victory on Feb. 24 ... won 11 games outside of ACC play, including a 62-60 thrilling victory at South Carolina ... it marked the program's first road win against a top-25 non-conference opponent ... Clemson scored its most points against an ACC opponent (95) since 2006 in a win over Wake Forest ... Clemson extended its home winning streak over Georgia Tech to 12 games with a victory on Feb. 1 ... the Tigers also pushed their home winning streak to six in a row - its longest streak ever against Wake (1985-90) ... in the Tigers' ACC tournament opening round win over NC State, head coach Brad Brownell tied Cliff Ellis for the Clemson record with his 59th win over an ACC team ... Blossomgame earned All-ACC honors for the second consecutive season, while finishing with 584 points - eighth most in Clemson history ... was a finalist for Julius Erving and Senior CLASS awards ... finished career with 1,733 points - fifth in history ... selected 59th overall in the 2017 NBA Draft by the San Antonio Spurs - 27th player in Clemson history to be drafted ... Sidy Djitte, Isaac Fields and Riley McGillan named to ACC Academic Honor Roll ... Gabe DeVoe and Avry Holmes earned All-ACC Academic Honors ... Marquise Reed finished 12th in the country and second in the ACC in free throw percentage (.906) - second-highest in program history and highest for a sophomore player; \* - assist average

## 2018-19

(20-14 Overall, 9-9 ACC)

G Shelton Mitchell, Sr., 6-4, 200, 32, 11.5, 3.0\*, .379, .833  
 G Marquise Reed, Sr., 6-3, 189, 31, 19.4, 5.5, .440, .843  
 F David Skara, Sr., 6-3, 207, 33, 7.6, 4.2, .468, .722  
 F Aamir Simms, So., 6-8, 248, 34, 8.1, 4.6, .441, .750  
 F Elijah Thomas, Sr., 6-9, 245, 13.0, 7.8, .612, .638  
**Top Subs:** Clyde Trapp, So., 6-4, 194, 34, 6.0, 3.4, .399, .645  
 John Newman III, Fr., 6-5, 197, 34, 2.1, 1.8, .384, .545  
 Javan White, Jr., 6-10, 227, 33, 2.0, 2.0, .560, .458  
 Hunter Tyson, Fr., 6-8, 204, 31, 1.6, 1.0, .254, .667


**Notes:** Completed back-to-back 20+ win seasons with a 20-14 overall record ... earned a trip to the 2019 NIT - its third-straight postseason appearance ... 45 wins in back-to-back seasons is the third most in program history ... finished 14-5 at home and have gone 29-6 at home over the past two seasons ... Marquise Reed earned All-ACC Third Team honors ... Reed's 19.4 scoring average was the most for a Tiger since Will Solomon (2000-01) ... Elijah Thomas earned his second consecutive All-ACC Defensive Team honor ... head coach Brad Brownell moved into sole possession of second all-time in wins at Clemson (169); \* - assist average

## 2019-20

(16-15 Overall, 9-11 ACC)

G Al-Amir Dawes, Fr., 6-2, 180, 31, 9.5, 2.5\*, .381, .789  
 G Clyde Trapp, Jr., 6-4, 200, 21, 6.0, 3.9, .367, .500  
 G John Newman, So., 6-5, 197, 31, 9.5, 3.9, .440, .726  
 F Tevin Mack, Gr., 6-7, 225, 31, 12.2, 5.2, .449, .613  
 F Aamir Simms, Jr., 6-8, 248, 30, 13.0, 7.2, .474, .705  
**Top Subs:** Curran Scott, Gr., 6-5, 208, 31, 5.7, 1.7, .369, .787  
 Hunter Tyson, So., 6-8, 211, 31, 5.5, 3.0, .445, 707  
 Alex Hemenway, Fr., 6-3, 180, 15, 4.8, 0.9, .500, .476

**Notes:** Won a nation-leading three Top-6 ranked games (Duke, Louisville, Florida State) ... ended 59-game losing streak in Chapel Hill with a 79-76 overtime win at North Carolina ... Aamir Simms led Clemson in that game with 20 points, eight rebounds, six assists, four steals and three blocks - earning ACC Player of the Week honors ... Simms also was named Third-Team All-ACC ... Simms led Clemson in points, rebounds, assists and blocks in 2019-20 ... Brad Brownell became the all-time wins leader at Clemson and currently stands with 185 victories; \* - assist average



ROD HALL WAS A FIXTURE IN CLEMSON'S STARTING LINEUP FROM 2011-15, AVERAGING 9.2 POINTS PER GAME AS A SENIOR.





# ACC ERA PLAYERS

Name	Years	Hometown	GP	FGM	FGA	Pct	3PT	3PA	Pct	FTM	FTA	Pct	Reb	Avg	Ast	TO	ST	BS	Pts	Avg
Colon Abraham	1974-78	Darlington, S.C.	106	446	832	53.6	-	-	-	169	227	74.4	309	2.9	100	108	52	6	1061	10.0
Austin Ajuikwa	2013-15	Columbia, S.C.	55	53	143	37.1	20	61	32.8	25	40	62.5	80	1.5	18	29	28	8	151	2.7
Akin Akingbala	2002-06	Lagos, Nigeria	105	284	483	58.8	1	2	50.0	152	284	53.5	539	5.1	58	155	72	92	721	6.9
Adam Allenspach	1997-01	Parkland, Fla.	117	272	580	41.9	0	9	0.0	190	270	70.4	488	4.2	44	119	31	60	734	6.3
Steve Allen	2001-06	Fort Lauderdale, Fla.	76	57	110	51.8	0	0	0.0	29	67	43.3	137	1.8	9	52	13	35	143	1.9
Ryan Amestoy	1991-92	Snellville, Ga.	21	27	61	44.3	14	30	46.7	13	17	76.5	23	1.1	9	14	7	0	81	3.9
Lee Anderson	1975-78	Mayesville, S.C.	16	6	11	54.5	-	-	-	4	8	50.0	3	0.2	1	10	0	0	16	1.0
Zavier Anderson	2007-11	Greenville, S.C.	56	17	40	42.5	3	6	50.0	10	25	40.0	49	0.9	44	46	26	9	47	0.8
David Angel	1970-73	Rock Hill, S.C.	78	317	657	48.2	-	-	-	311	450	69.1	607	7.8	27	-	-	-	945	12.1
Rudy Antonic	1963-66	McKeesport, Pa.	31	21	63	33.3	-	-	-	24	40	60.0	34	1.1	-	-	-	-	66	2.1
Walt Ayers	1964-67	Turtle Creek, Pa.	66	89	225	39.5	-	-	-	78	150	52.0	146	2.2	-	-	-	-	256	3.9
Joe Ayooob	1964-67	Pittsburgh, Pa.	69	102	258	39.5	-	-	-	102	137	74.5	186	2.7	-	-	-	-	306	4.4
Olu Babalola	2001-05	London, England	108	225	604	37.3	64	226	28.3	180	258	69.8	363	3.4	120	187	104	27	694	6.4
Catalin Baci	2008-12	Cluj-Napoca, Romania	75	79	145	54.5	-	-	-	26	52	50.0	127	1.7	7	36	14	23	184	2.5
Jonathan Baehre	2019-20	Weisbaden, Germany	2	0	2	0.0	0	2	0.0	0	0	0.0	7	3.5	0	6	0	0	0	0.0
Pasha Bains	1999-01	Richmond, British Columbia	51	95	233	40.8	44	129	34.1	32	48	66.7	69	1.4	34	34	8	1	266	5.2
Jonah Baize	2007-11	Evansville, Ind.	24	2	5	40.0	2	2	1.000	0	0	0.0	6	0.3	2	6	0	0	6	0.3
Dave Bauman	1954-55	Asheville, N.C.	2	1	1	100.0	-	-	-	1	1	100.0	5	2.5	-	-	-	-	3	1.5
Milan Belich	1981-83	Solon, Ohio	33	44	103	42.7	4	10	40.0	20	28	71.4	27	0.8	31	15	12	0	112	3.4
Buddy Benedict	1963-66	Duquesne, Pa.	62	125	324	38.6	-	-	-	113	180	62.8	135	2.2	-	-	-	-	363	5.9
Bob Benson	1959-62	Greensburg, Pa.	63	68	171	39.8	-	-	-	33	53	62.3	93	1.5	-	-	-	-	169	2.7
Connie Berry	1958-59	Spartanburg, S.C.	13	5	29	17.2	-	-	-	12	25	48.0	25	1.9	-	-	-	-	22	1.7
Michael Best	1985-87	Washington, DC	21	51	128	39.8	-	-	-	15	22	68.2	38	1.8	35	26	19	6	117	5.6
Jo Jo Bethea	1973-75	Newport News, Va.	53	108	246	43.9	-	-	-	45	71	63.4	78	1.5	114	-	-	-	261	4.9
Julian Betko	2002-04	Ruzomberok, Slovakia	29	19	51	37.3	11	36	30.6	5	9	55.6	23	0.8	15	20	11	-	54	1.8
Speight Bird	1960-61	Rock Hill, S.C.	7	4	8	50.0	-	-	-	1	2	50.0	8	1.1	-	-	-	-	9	1.3
Anthony Blackman	1984-85	Buffalo, N.Y.	8	8	16	50.0	-	-	-	9	13	69.2	3	0.4	6	3	3	0	25	3.1
Ed Bleynat	1983-84	Valdese, N.C.	5	1	1	100.0	-	-	-	1	5	20.0	2	0.4	1	1	0	0	3	0.6
Jaron Blossomgame	2013-17	Alpharetta, Ga.	128	626	1286	48.7	96	305	31.5	383	529	72.4	831	6.5	143	190	83	95	1733	13.5
Mike Bohonak	1961-64	Pittsburgh, Pa.	76	217	550	39.5	-	-	-	50	77	64.9	365	4.8	-	-	-	-	484	6.4
Bill Bonzulak	1959-61	DuMont, N.J.	11	9	21	42.9	-	-	-	0	0	0.0	7	0.6	-	-	-	-	18	1.6
Devin Booker	2009-13	Whitmire, S.C.	128	445	897	49.6	22	80	27.5	242	368	65.8	728	5.7	99	199	80	83	1154	9.0
Trevor Booker	2006-10	Whitmire, S.C.	134	687	1228	55.9	23	71	32.4	328	526	62.4	1060	7.9	224	260	144	249	1725	12.9
Chris Boozer	1987-88	Brevard, N.C.	5	1	8	12.5	0	3	0.0	1	2	50.0	5	1.0	3	1	0	0	3	0.6
Andre Bovain	1990-94	Columbia, S.C.	108	389	888	43.8	107	326	32.8	102	179	57.0	410	3.8	247	203	151	13	987	9.1
Dustin Braddick	1998-01	Charleston, S.C.	77	116	252	46.0	9	26	36.0	69	110	62.7	266	3.5	90	86	37	4	310	4.0
Jim Brennan	1961-64	McKeesport, Pa.	76	486	1145	42.4	-	-	-	345	423	81.6	267	3.5	-	-	-	-	1317	17.3
Ed Brinkley	1955-58	Asheville, N.C.	74	273	657	41.6	-	-	-	187	245	76.3	520	7.0	-	-	-	-	733	9.9
Colby Brown	1987-91	Baconton, Ga.	85	95	220	43.2	17	51	33.3	35	49	71.4	159	1.9	31	70	23	31	242	2.8
David Brown	1973-77	York, Pa.	84	238	491	48.5	-	-	-	125	161	77.6	373	4.4	103	81	53	28	601	7.2
Jeff Brown	1992-94	Thibodaux, La.	55	163	402	40.5	82	218	37.6	75	101	74.3	161	2.9	107	104	45	4	483	8.8
Jive Brown	1971-73	Eastover, S.C.	46	80	208	38.5	-	-	-	38	51	74.5	99	2.2	14	-	-	-	198	4.3
Michael Brown	1986-87	Baltimore, Md.	27	83	191	43.5	34	76	44.7	37	50	74.0	79	2.9	16	31	5	3	237	8.8
Mike Browning	1971-73	Gahanna, Ohio	51	197	436	45.2	-	-	-	129	192	67.2	311	6.1	28	-	-	-	523	10.3
Donnell Bruce	1987-91	Branchville, S.C.	66	117	285	41.1	34	109	31.2	32	50	64.0	109	1.7	53	56	25	4	300	4.5
Ron Budde	1994-95	Knoxville, Tenn.	3	0	0	0.0	0	0	0.0	0	0	0.0	0	0.0	0	0	0	0	0	0.0
Wayne Buckingham	1989-94	Atlanta, Ga.	90	117	261	44.8	0	1	0.0	68	126	54.0	245	2.7	36	101	48	23	302	3.3
Greg Buckner	1994-98	Hopkinsville, Ky.	122	679	1346	50.4	50	181	27.6	346	520	66.5	542	4.4	252	182	179	40	1754	14.4
Eric Burks	1990-92	Atlanta, Ga.	50	153	337	45.4	52	168	31.0	50	80	62.5	116	2.3	143	123	44	6	408	8.2
Gary Burnisky	1961-64	Bridgeville, Pa.	75	295	666	44.3	-	-	-	145	171	84.8	399	5.3	-	-	-	-	735	9.8
Andy Butchko	1973-76	Sharon, Pa.	19	10	30	33.3	-	-	-	12	18	66.7	22	1.2	11	8	1	1	32	1.7
Clarke Bynum	1980-84	Sumter, S.C.	92	184	411	44.8	2	10	20.0	94	129	72.9	196	2.1	179	101	48	7	464	5.0
Edward Bynum	1984-85	Sumter, S.C.	9	3	7	42.9	-	-	-	4	12	33.3	9	1.0	4	3	2	0	10	1.1
Tom Cameron	1955-58	Jersey City, N.J.	68	269	762	35.3	-	-	-	158	241	65.6	135	2.0	-	-	-	-	696	10.2
Elden Campbell	1986-90	Inglewood, Calif.	123	754	1342	56.2	3	10	30.0	369	576	64.1	836	6.8	113	269	135	334	1880	15.3
John Campbell	1977-80	Blenheim, S.C.	84	283	501	56.5	-	-	-	178	312	57.1	511	6.1	64	159	47	126	744	8.9
Marc Campbell	1980-84	Elizabethton, Tenn.	106	242	502	48.2	37	73	50.7	126	166	75.9	171	1.6	364	162	81	11	647	6.1
Tim Capehart	1972-74	Columbus, Ohio	25	36	89	40.4	-	-	-	15	27	55.6	30	1.2	31	-	-	-	87	3.5
Doug Cardoni	1990-91	Wilkes-Barre, Pa.	3	0	2	0.0	0	1	0.0	2	2	100.0	0	0.0	0	1	0	0	2	0.7
Don Carver	1957-60	Elkins, W.Va.	69	200	550	36.4	-	-	-	53	91	58.2	311	4.5	-	-	-	-	453	6.6
Marion Cash	1988-90	Bronx, N.Y.	64	172	387	44.4	9	38	23.7	137	216	63.4	184	2.9	335	211	102	8	490	7.7
Hank Channell	1964-67	Warner Robins, Ga.	69	147	306	48.0	-	-	-	65	125	52.0	219	3.2	-	-	-	-	359	5.2
Brian Chester	1994-97	Heightstown, N.J.	17	3	11	27.3	1	5	20.0	8	12	66.7	11	0.6	5	7	3	0	15	0.9
Chey Christie	2001-04	Hartford, Conn.	86	256	650	39.4	67	231	29.0	156	234	66.7	192	2.2	155	158	89	13	735	8.5
Tony Christie	1995-99	Hartford, Conn.	115	257	596	43.1	106	315	33.7	113	213	53.1	223	1.9	129	122	60	38	733	6.4
Frank Clarke	1957-60	Wadesboro, N.C.	30	13	33	39.4	-	-	-	15	21	71.4	54	1.8	-	-	-	-	41	1.4
Dwon Clifton	2000-02	Louisburg, N.C.	61	72	225	32.0	30	109	27.5	33	73	45.2	135	2.2	54	45	43	3	217	3.6
John Coakley	1969-71	Clemson, S.C.	73	122	331	36.9	-	-	-	94	155	60.6	139	1.9	-	-	-	-	338	4.6




WALT AYERS  
APPEARED IN 66  
GAMES FROM  
1964-67.




MARION CASH WAS A STARTER  
ON CLEMSON'S 1990 ACC  
CHAMPIONSHIP TEAM.

# ACC ERA PLAYERS



**BOBBY CONRAD**  
APPEARED IN 116  
GAMES FOR THE  
TIGERS, WITH 402  
CAREER ASSISTS.




**DONTE GRANTHAM**  
SCORED 1,100 POINTS  
AS A TIGER (2014-18).

Name	Years	Hometown	GP	FGM	FGA	Pct	3PT	3PA	Pct	FTM	FTA	Pct	Reb	Avg	St	BS	Pts	Avg
Merl Code	1993-97	Greenville, S.C.	97	286	714	40.1	125	371	33.7	235	287	81.9	279	2.9	267	186	119	932 9.6
Sam Cohn	1963-66	Beckley, W.Va.	17	6	23	26.1	-	-	-	5	10	50.0	14	0.8	-	-	17	1.0
Devin Coleman	2011-13	Philadelphia, Pa.	32	42	105	40.0	12	42	28.6	15	19	78.9	40	1.3	12	16	111	3.5
Greg Coles	1975-79	East Elmhurst, N.Y.	100	316	646	48.9	-	-	-	175	263	66.5	209	2.1	152	138	104	807 8.1
Scott Conant	1972-74	Subury, Ohio	19	21	53	39.6	-	-	-	7	14	50.0	39	2.1	11	-	-	49 2.6
Bobby Conrad	1976-80	Glen Ellyn, Ill.	116	169	376	44.9	-	-	-	204	285	71.6	172	1.5	402	227	141	542 4.7
Joe Cooley	1970-72	Prestonsburg, Ky.	24	12	25	48.0	-	-	-	12	20	60.0	22	0.9	-	-	-	36 1.5
Gary Cooper	1987-88	Ambridge, Pa.	1	0	0	0.0	0	0	0.0	0	0	0.0	0	0.0	0	0	0	0.0
Glenn Corbit	1983-86	Orangeburg, S.C.	66	280	590	47.5	-	-	-	106	163	65.0	193	2.9	109	125	53	666 10.1
Tom Corcoran	1964-66	North Charleston, S.C.	10	5	13	38.5	-	-	-	1	3	33.3	9	0.9	-	-	-	11 1.1
Chris Couch	1985-87	Greenville, S.C.	15	4	15	26.7	1	5	20.0	0	3	0.0	12	0.8	6	6	1	9 0.6
Ronnie Cox	1963-65	Syracuse, N.Y.	22	13	38	34.2	-	-	-	7	12	58.3	16	0.7	-	-	-	33 1.5
Michael Crocker	1999-00	Newberry, S.C.	5	0	2	0.00	0	0	0.00	0	0	0.00	1	2	0	0	2	0 0.0
Wayne Croft	1972-75	Bamberg, S.C.	78	245	535	45.8	-	-	-	125	180	69.4	514	6.6	101	-	-	615 7.9
Ben Crosland	1953-55	Greenville, S.C.	30	9	30	30.0	-	-	-	7	17	41.2	21	0.7	-	-	-	25 0.8
Denny Danko	1966-68	Pittsburgh, Pa.	22	17	48	35.4	-	-	-	13	27	48.1	37	1.7	-	-	-	47 2.1
Dale Davis	1987-91	Toccoa, Ga.	121	633	1076	58.8	0	3	0.0	384	651	59.0	1216	10.0	84	189	106	1650 13.6
Kenny Davis	1973-74	Columbia, S.C.	3	1	1	100.0	-	-	-	0	0	0.0	1	0.3	-	-	-	2 0.7
Lyles Davis	2015-19	Charleston, S.C.	22	2	8	25.0	1	4	25.0	0	4	0.0	6	0.3	6	2	3	5 0.2
Fred De Berry	1956-57	Raleigh, N.C.	1	1	6	16.7	-	-	-	0	1	0.0	2	2.0	-	-	-	2 2.0
Dave Demsey	1966-68	West Homestead, Pa.	35	37	112	33.0	-	-	-	23	43	53.5	72	2.1	-	-	-	97 2.8
Gabe DeVoe	2014-18	Shelby, N.C.	118	328	829	39.6	169	489	34.6	111	153	72.5	362	3.1	188	154	96	936 7.9
Ron DiPasquale	1972-73	North Bergen, N.J.	19	16	38	42.1	-	-	-	15	26	57.7	24	1.3	42	-	-	47 2.5
Marvin Dickerson	1975-79	Charleston, S.C.	105	197	406	48.5	-	-	-	114	183	62.3	371	3.5	90	165	53	508 4.8
Ibrahim Djambo	2013-14	Bamako, Mali	32	21	66	31.8	10	42	23.8	8	12	66.7	44	1.4	4	14	6	60 1.9
Sidy Djitte	2013-17	Dakar, Senegal	127	174	325	53.5	1	2	50.0	125	203	61.6	593	4.7	36	105	60	72 4.7
Chris Dodds	1979-82	State College, Pa.	83	235	452	52.0	-	-	-	147	189	77.8	72	0.9	325	172	72	5 617 7.4
Mark Donnal	2017-18	Monclova, Ohio	34	46	88	52.3	20	42	47.6	14	19	73.7	55	1.6	10	14	7	10 126 3.7
Jermel Douglas	1998-03	Rock Hill, S.C.	41	10	30	33.3	3	9	33.3	7	12	58.3	15	0.4	6	11	3	- 30 0.7
Chris Duncan	1987-88	Jonesboro, Ga.	12	24	70	34.3	15	44	34.1	8	15	53.3	34	2.8	28	19	12	2 71 5.9
Curt Eckard	1967-69	Hildebran, N.C.	58	112	254	44.1	-	-	-	75	141	53.2	206	3.6	-	-	-	299 5.2
Mike Eppley	1980-84	Charlotte, N.C.	69	102	234	43.6	10	28	35.7	65	84	77.4	83	1.2	268	160	50	0 279 4.0
Scott Everett	1992-93	Britton's Neck, S.C.	1	0	0	0.0	0	0	0.0	4	5	80.0	0	0.0	0	0	0	4 4.0
Mike Faer	1967-69	West Mifflin, Pa.	33	20	62	32.3	-	-	-	9	15	60.0	22	0.7	-	-	-	49 1.5
Ron Fenwick	1970-71	Rensselaer, Ind.	6	7	20	35.0	-	-	-	2	4	50.0	11	1.8	-	-	-	16 2.7
Carson Fields	2011-14	Pewee Valley, Ky.	30	5	19	26.3	0	10	0.0	1	4	25.0	8	0.3	4	3	0	2 11 0.4
Isaac Fields	2016-18	Pewee Valley, Ky.	7	1	3	33.3	0	2	0.0	0	0	0.0	1	0.1	0	0	0	2 0.3
Adonis Filer	2012-14	Chicago, Ill.	66	106	300	35.3	39	128	30.5	81	114	71.1	119	1.8	89	83	2	46 332 5.0
Bob Fisher	1956-57	Fairmont, N.C.	3	4	14	28.6	-	-	-	1	3	33.3	7	2.3	-	-	-	9 3.0
Sharrod Ford	2001-05	Suitland, Md.	118	449	832	54.0	0	5	0.0	256	449	57.0	762	6.5	71	222	61	177 1154 9.8
Derrick Forrest	1988-90	Malone, Fla.	65	257	549	46.8	64	203	31.5	83	157	52.9	227	3.5	160	127	105	55 661 10.2
Dickie Foster	1968-71	Enka, N.C.	76	188	419	44.9	-	-	-	169	290	58.3	471	6.2	-	-	-	545 7.2
Parker Fox	2018-19	Reno, Nev.	13	3	5	60.0	2	4	50.0	0	1	0.0	2	0.2	1	2	0	0 8 0.6
Mel Francisco	1971-72	Brentwood, Md.	17	10	20	50.0	-	-	-	1	2	50.0	28	1.6	-	-	-	21 1.2
John Franken	1973-77	Colonia, N.J.	83	139	302	46.0	-	-	-	41	74	55.4	100	1.2	188	111	47	9 319 3.8
Bob Fuzy	1977-80	Warrenville, Ill.	15	3	11	27.3	-	-	-	2	4	50.0	5	0.3	7	4	1	0 8 0.5
Charley Gage	1953-54	Clemson, S.C.	23	74	185	40.0	-	-	-	62	101	61.4	261	11.3	-	-	-	210 9.1
Geoff Gardner	1994-95	Lexington, N.C.	5	0	2	0.0	0	0	0.0	0	0	0.0	1	0.2	1	1	1	0 0 0.0
Ken Gardner	1964-67	Collingswood, N.J.	68	220	426	51.6	-	-	-	257	342	75.1	436	6.4	-	-	-	697 10.3
Patrick Garner	1995-96	Taylors, S.C.	8	3	5	60.0	0	0	0.0	1	2	50.0	3	0.4	1	5	0	1 7 0.9
Walt Gibbons	1957-60	McKeesport, Pa.	73	246	663	37.1	-	-	-	110	147	74.8	443	6.1	-	-	-	602 8.2
Fred Gilliam	1979-83	Pelzer, S.C.	115	426	885	48.1	10	23	43.5	148	177	83.6	481	4.2	162	130	67	14 1010 8.8
Chucky Gilmore	1998-00	Fayetteville, N.C.	54	50	144	34.7	0	0	0.00	28	54	51.9	210	3.9	25	53	14	28 128 2.4
Alan Goldfarb	1966-68	Miami Beach, Fla.	25	2	17	11.8	-	-	-	5	8	62.5	7	0.3	-	-	-	9 0.4
Harlan Graham	1984-85	Decatur, Ga.	14	20	48	41.7	-	-	-	12	19	63.2	28	2.0	6	12	5	3 52 3.7
Harvey Grant	1984-85	Sparta, Ga.	28	60	121	49.6	-	-	-	24	41	58.5	126	4.5	11	14	13	10 144 5.1
Horace Grant	1983-87	Sparta, Ga.	122	660	1104	59.8	1	2	50.0	375	533	70.4	981	8.0	206	220	104	82 1696 13.9
Jeral Grant	2007-11	Bowie, Md.	127	326	555	58.7	0	0	0.0	204	321	63.6	541	4.3	72	129	82	197 856 6.7
Donte Grantham	2014-18	Martinsburg, W.Va.	114	402	972	41.4	161	484	33.3	135	186	72.6	542	4.8	220	169	98	84 1100 9.6
Devin Gray	1991-95	Baltimore, Md.	94	542	993	54.6	15	50	30.6	223	397	56.2	525	5.6	108	183	142	48 1322 14.1
Randy Gray	1976-77	Indianapolis, Ind.	9	6	15	40.0	-	-	-	0	0	0.0	7	0.8	2	5	1	1 12 1.3
Van Gregg	1972-75	Columbus, Ohio	80	376	913	41.2	-	-	-	144	184	78.3	210	2.6	78	-	-	- 896 11.2
Paul Grinde	2019-20	Virginia Beach, Va.	9	5	8	62.5	0	0	0.0	3	4	75.0	3	0.3	0	2	0	0 13 1.4
John Hall	1985-86	Mobile, Ala.	6	2	10	20.0	-	-	-	5	7	71.4	8	1.3	0	4	1	0 9 1.5
Richard Hall	1961-65	Savannah, Ga.	33	23	73	31.5	-	-	-	19	27	70.4	38	1.2	-	-	-	65 2.0
Rod Hall	2011-15	Augusta, Ga.	129	311	731	42.5	47	141	31.7	81	107	75.7	281	2.2	393	224	86	13 924 7.2
Vernon Hamilton	2003-07	Richmond, Va.	127	467	1062	44.0	91	289	31.5	213	394	54.1	397	3.1	399	349	271	8 1238 9.7
Vincent Hamilton	1980-85	Rutherfordton, N.C.	116	652	1244	52.4	1	2	50.0	225	299	75.3	628	5.4	337	240	138	8 1530 13.2
Cliff Hammonds	2004-08	Cairo, Ga.	134	539	1217	44.3	244	697	35.0	143	247	57.9	483	3.6	473	240	225	27 1465 10.9
Bill Harder	1994-97	Clemson, S.C.	63	101	251	40.2	33	97	34.0	72	96	75.0	120	1.9	146	101	37	2 307 4.9




# ACC ERA PLAYERS

Name	Years	Hometown	GP	FGM	FGA	Pct	3PT	3PA	Pct	FTM	FTA	Pct	Reb	Avg	Ast	TO	ST	BS	Pts	Avg
Bruce Harman	1972-76	Pittsburgh, Pa.	81	141	296	47.6	-	-	-	55	97	56.7	78	0.9	127	40	27	3	337	4.2
Steve Harris	1990-92	Simpsonville, S.C.	55	124	313	39.6	4	19	21.1	59	113	52.2	192	3.5	128	100	58	15	311	5.7
Damarcus Harrison	2012-15	Greenwood, S.C.	98	239	635	37.6	91	285	31.9	118	154	76.6	275	2.8	119	105	67	20	687	7.0
Bo Hawkins	1970-72	Louisville, Ky.	48	51	139	36.7	-	-	-	61	96	63.5	71	1.5	-	-	-	-	163	3.4
Garry Helms	1963-66	Pelzer, S.C.	66	351	739	47.5	-	-	-	99	139	71.2	222	3.4	-	-	-	-	801	12.1
Alex Hemenway	2019-20	Newburgh, Ind.	15	25	50	50.0	20	42	47.6	2	2	100.0	13	0.9	6	6	0	0	72	4.8
Ray Henderson	1999-03	Charlotte, N.C.	112	258	476	54.2	-	-	-	132	219	60.3	633	5.7	35	122	29	83	648	5.8
Jemere Hendrix	2001-02	Covington, Ga.	8	5	7	71.4	-	-	-	9	14	64.3	12	1.5	0	2	2	2	19	2.4
Donte Hill	2009-10	Virginia Beach, Va.	23	12	32	37.5	2	10	20.0	6	14	42.9	13	0.6	8	7	8	1	32	1.4
Kevin Hines	1991-93	Lucama, N.C.	43	99	199	49.7	0	1	0.0	71	111	64.0	165	3.8	28	62	19	9	269	6.3
Wells Hoag	2019-20	Greenville, S.C.	7	2	6	33.3	1	3	33.3	0	0	0.0	2	0.3	0	0	0	0	5	0.7
Chris Hobbs	2000-04	Chapel Hill, N.C.	116	355	672	52.8	1	1	100.0	250	405	61.7	679	5.9	70	205	67	39	961	8.3
Doug Hoffman	1956-59	Gastonia, N.C.	67	238	616	38.6	-	-	-	153	245	62.4	375	5.6	-	-	-	-	629	9.4
Avry Holmes	2015-17	Salem, Ore.	64	194	491	39.5	119	306	38.9	145	190	76.3	165	2.6	124	68	69	1	652	10.2
Jeff Holstein	1985-87	Orangeburg, S.C.	34	13	32	40.6	0	0	0.0	7	16	43.8	32	0.9	11	14	4	2	33	1.0
Walker Holt	1999-03	Greensboro, N.C.	48	14	39	35.9	5	18	27.8	9	12	75.0	38	0.8	24	13	3	1	42	0.9
Bruce Holzschuh	1953-56	Teaneck, N.J.	61	156	457	34.1	-	-	-	122	199	61.1	288	4.7	-	-	-	-	434	7.1
Paul Holzshu	1968-70	Pitcairn, Pa.	40	26	70	37.1	-	-	-	17	27	63.0	39	1.0	-	-	-	-	69	1.7
Alan Hoover	1975-77	Matthews, N.C.	12	16	26	61.5	-	-	-	2	5	40.0	8	0.7	5	6	10	0	34	2.8
Dennis Hopf	1988-89	Stone Mountain, Ga.	1	0	1	0.0	0	0	0.0	0	0	0.0	0	0.0	0	2	0	0	0	0.0
DeAndre Hopkins	2010-11	Central, S.C.	7	0	2	0.0	0	0	0.0	0	0	0.0	1	0.1	1	2	1	1	0	0.0
Jim Howell	1974-78	Williston, N.C.	83	231	430	53.7	-	-	-	103	144	71.5	333	4.0	54	103	39	54	565	6.8
Kirkland Howling	1988-90	Los Angeles, Calif.	62	138	315	43.8	55	159	34.6	67	96	69.8	112	1.8	58	60	15	2	398	6.4
Jimmy Hudson	2003-05	Eustis, Fla.	44	11	48	22.9	4	22	18.2	5	8	62.5	15	0.3	14	22	9	2	31	0.7
Jim Hudson	1957-58	Jersey City, N.J.	4	2	7	28.6	-	-	-	0	1	0.0	6	1.5	-	-	-	-	4	1.0
Ty Hudson	2015-17	Mableton, Ga.	41	23	75	30.7	14	48	29.2	5	11	45.5	13	0.3	17	11	7	0	65	1.6
Ricky Hunt	1972-73	Hyattsville, Md.	23	27	57	47.4	-	-	-	21	34	61.8	56	2.4	3	-	-	-	75	3.3
Chase Hunter	2019-20	Atlanta, Ga.	9	17	45	37.8	7	23	30.4	7	11	63.6	9	1.0	14	12	7	0	48	5.3
Iker Iturbe	1994-98	Vitoria, Basque	91	211	454	46.5	28	92	30.4	103	181	56.9	315	3.5	176	144	92	11	553	6.1
Harold Jamison	1995-99	Vance, S.C.	129	454	746	60.9	0	0	0.0	323	597	54.1	937	7.3	125	213	101	66	1231	9.5
Murray Jarman	1980-84	Delray Beach, Fla.	69	242	440	55.0	0	0	0.0	154	215	71.6	268	3.9	82	87	18	10	638	9.2
Arturas Javtokas	1999-00	Siauliai, Lithuania	16	25	47	53.2	0	2	0.0	10	20	50.0	57	3.6	4	15	3	3	60	3.8
Trey Jenkins	2018-20	Birmingham, Ala.	50	26	55	47.3	0	2	0.0	7	16	43.8	75	1.5	5	22	12	8	59	1.2
Anthony Jenkins	1982-87	Spartanburg, S.C.	110	354	726	48.8	91	199	45.7	113	143	79.0	360	3.3	164	126	44	39	912	8.3
Milton Jennings	2009-13	Summerville, S.C.	123	348	842	41.3	86	290	29.7	170	250	68.0	605	4.9	121	214	88	77	952	7.7
Jeff Jenrette	1987-88	Blacksburg, Va.	1	0	0	0.0	0	0	0.0	1	2	50.0	2	2.0	0	0	0	0	1	1.0
Danny Johnson	1994-96	Morganton, N.C.	43	28	75	37.3	6	27	22.2	14	18	77.8	51	1.2	14	12	4	4	76	1.8
Derrick Johnson	1975-79	Indianapolis, Ind.	111	431	846	50.9	-	-	-	152	182	83.5	198	1.8	476	296	188	16	1014	9.1
Noel Johnson	2009-10	Fayetteville, Ga.	39	64	178	35.9	32	93	34.4	13	19	68.4	71	1.8	27	43	15	7	173	4.4
LeDaron Jones	1995-97	Bartow, Fla.	27	29	55	52.7	0	5	0.0	2	7	28.6	38	1.4	7	15	5	7	60	2.2
Raymond Jones	1980-85	Union, S.C.	117	344	682	50.4	0	0	0.0	178	285	62.5	578	4.9	107	159	65	88	866	7.4
Ricky Jones	1986-91	Pendleton, S.C.	113	267	551	48.5	24	87	27.6	118	193	61.1	251	2.2	97	131	46	63	676	6.0
Trip Jones	1966-69	Great Falls, S.C.	54	160	343	46.6	-	-	-	99	153	64.7	390	7.2	-	-	-	-	419	7.8
Zlatko Josic	1989-90	San Pedro, Calif.	5	0	5	0.0	0	1	0.0	1	2	50.0	4	0.8	2	2	1	0	1	0.2
Andrius Jurkunas	1995-99	Kaunas, Lithuania	115	261	660	39.5	146	414	35.3	123	189	65.1	443	3.9	165	157	81	77	791	6.9
George Kelada	1991-92	Greer, S.C.	4	0	1	0.0	0	0	0.0	0	0	0.0	6	1.5	0	2	0	0	0	0.0
Andy Kelly	1992-95	Carthage, N.C.	45	64	174	36.8	28	95	29.5	34	43	79.1	92	2.0	42	27	22	14	190	4.2
Marvin Key	1978-82	Dunwoody, Ga.	24	11	30	36.7	-	-	-	9	16	56.3	14	0.6	2	6	3	1	31	1.3
Tim Kincaid	1986-90	Spindale, N.C.	78	209	444	47.1	24	81	29.6	169	211	80.1	154	2.0	257	185	115	54	611	7.8
Ed Krajack	1958-61	McKeesport, Pa.	72	228	555	41.1	-	-	-	121	166	72.9	279	3.9	-	-	-	-	577	8.0
George Krajack	1957-60	McKeesport, Pa.	74	362	895	40.4	-	-	-	195	280	69.6	482	6.5	-	-	-	-	919	12.4
Bill Landers	1954-57	Asheville, N.C.	17	10	41	24.1	-	-	-	6	9	66.7	17	1.0	-	-	-	-	26	1.5
Sean Lastinger	1989-91	Atlanta, Ga.	35	15	53	28.3	10	39	25.6	22	32	68.8	19	0.5	25	31	10	0	62	1.8
Greg Latin	1969-70	Glassport, Pa.	25	116	270	43.0	-	-	-	92	143	64.3	215	8.6	-	-	-	-	324	13.0
Jim Leshock	1959-62	Greensburg, Pa.	23	5	14	39.7	-	-	-	8	14	57.1	13	0.6	-	-	-	-	18	0.8
Jim Lewis	1957-59	Aliquippa, Pa.	22	15	48	31.3	-	-	-	10	12	83.3	19	0.9	-	-	-	-	40	1.8
Reed Long	2003-04	Piedmont, S.C.	5	0	1	0.0	-	-	-	-	-	-	-	-	-	-	-	10	0	0.0
Todd Logue	1991-92	Snellville, Ga.	5	1	3	33.3	-	-	-	3	4	75.0	3	0.6	0	1	0	1	5	1.0
Tevin Mack	2019-20	Columbia, S.C.	31	146	325	44.9	47	166	28.3	38	62	61.3	160	5.2	29	36	20	34	377	12.2
Wes Long	2000-01	Charlotte, N.C.	1	0	0	0.0	0	0	0.0	0	0	0	0	0.0	0	0	0	0	0	0.0
Donnie Mahaffey	1961-64	LaGrange, Ga.	76	238	515	46.2	-	-	-	161	283	56.9	666	8.8	-	-	-	-	637	8.4
Randy Mahaffey	1964-67	LaGrange, Ga.	73	426	884	48.2	-	-	-	319	471	67.7	706	9.7	-	-	-	-	1171	16.0
Richie Mahaffey	1966-70	LaGrange, Ga.	75	325	687	47.3	-	-	-	369	601	61.4	707	9.4	-	-	-	-	1019	13.6
Tom Mahaffey	1959-62	LaGrange, Ga.	76	276	620	44.5	-	-	-	176	286	61.5	649	8.5	-	-	-	-	728	9.6
Grayson Marshall	1984-88	Washington, DC	122	334	771	43.3	41	120	34.2	197	270	73.0	308	2.5	857	347	189	9	906	7.4
Bruce Martin	1991-95	Shady Springs, W.Va.	88	161	404	39.9	129	336	38.4	55	66	83.3	104	1.2	65	68	24	3	506	5.8
Bud Martin	1970-73	Wayland, Ky.	72	116	250	46.4	-	-	-	194	261	74.3	134	1.9	36	-	-	-	426	5.9
Jimmy Mason	1990-91	Southern Pines, N.C.	23	10	34	29.4	5	19	26.3	2	2	100.0	14	0.6	16	23	8	0	27	1.2
Troy Mathis	2005-06	Raleigh, N.C.	20	19	49	38.8	19	45	42.2	1	2	50.0	10	0.5	5	9	3	0	58	2.9
Earle Maxwell	1958-61	Greenville, S.C.	43	143	329	43.5	-	-	-	138	200	69.0	339	7.9	-	-	-	-	424	9.9
Daniel Mayfield	1978-79	Toccoa, Ga.	6	2	6	33.3	-	-	-	3	3	100.0	2	0.3	3	5	0	1	7	1.2
James Mays	2004-08	Garner, N.C.	108	388	804	48.3	11	51	21.6	200	382	52.4	622	5.8	181	232	166	94	987	9.1



IKER ITURBE POSTED 553 POINTS AND 176 ASSISTS AS A FORWARD FROM 1994-98.




TIM KINCAID WAS A MEMBER OF CLEMSON'S 1990 ACC CHAMPIONSHIP TEAM.

# ACC ERA PLAYERS



K.J. McDANIELS  
SCORED OVER  
1,000 POINTS IN  
THREE SEASONS.



CHARLIE ROGERS  
PLAYED 51 GAMES AS A  
TIGER FROM 1972-76.

Name	Years	Hometown	GP	FGM	FGA	Pct	3PT	3PA	Pct	FTM	FTA	Pct	Reb	Avg	Ast	TO	ST	BS	Pts	Avg
O'Neil McBride	2019-20	Myrtle Beach, S.C.	8	1	2	50.0	0	0	0.0	0	2	0.0	6	0.8	2	1	0	0	2	0.3
Glen McCants	1982-86	Columbia, S.C.	108	233	447	52.1	0	1	0.0	112	168	66.7	387	3.6	50	126	34	113	578	5.4
K.J. McDaniels	2011-14	Birmingham, Ala.	94	362	804	45.0	81	259	31.3	230	300	76.7	450	4.8	85	140	83	178	1035	11.0
Riley McGillan	2014-17	Fort Mill, S.C.	20	4	14	28.6	2	12	16.7	1	2	50.0	2	0.1	2	2	2	0	11	0.6
Mike McGrady	1977-78	Greenville, S.C.	1	0	1	0.0	-	-	-	0	0	0.0	0	0.0	0	0	0	0	0	0.0
Kimble McHone	1985-86	Cleveland, Ohio	3	1	2	50.0	-	-	-	0	0	0.0	1	0.3	0	0	0	0	2	0.7
Terrell McIntyre	1995-99	Raeftord, N.C.	126	592	1416	41.5	259	696	37.2	396	501	79.0	341	2.7	577	316	194	5	1839	14.6
Rick McKinstry	1979-80	Indianapolis, Ind.	25	21	52	40.4	-	-	-	3	8	37.5	16	0.6	12	7	3	2	45	1.8
Jamar McKnight	2000-02	Zachery, La.	48	162	356	45.5	54	143	37.8	41	55	74.5	142	3.0	37	47	9	22	419	8.7
Chris Michael	1982-86	Rutherfordton, N.C.	109	354	824	43.0	13	28	46.4	79	133	59.4	303	2.8	159	142	65	25	800	7.3
Larry Middleton	1985-87	Los Angeles, Calif.	56	216	495	43.6	16	45	35.6	109	143	76.2	188	3.4	82	94	33	7	557	9.9
John Mikell	1953-54	Greenville, S.C.	6	0	3	0.0	-	-	-	0	0	0.0	7	1.2	-	-	-	-	0	0.0
Nick Milasovich	1961-64	Youngstown, Ohio	77	306	725	42.2	-	-	-	177	246	72.0	188	2.4	-	-	-	-	789	10.2
Danny Miller	1971-72	Spring Lake, N.J.	15	6	20	30.0	-	-	-	0	1	0.0	7	0.5	-	-	-	-	12	0.8
Johnny Miller	1997-99	Christiana, Pa.	50	81	271	29.9	46	174	26.4	38	63	60.3	49	1.0	127	75	42	7	246	4.9
Rod Mitchell	1987-89	Cheraw, S.C.	23	17	30	56.7	-	-	-	1	6	16.7	40	1.7	0	6	0	7	35	1.5
Shelton Mitchell	2016-19	Waxhaw, N.C.	94	348	854	40.7	127	348	36.5	263	316	83.2	255	2.7	317	198	76	3	1086	11.6
Craig Mobley	1970-71	Chester, S.C.	11	0	13	0.0	-	-	-	5	7	71.4	8	0.7	-	-	-	-	5	0.5
Eddie Moncrief	1955-58	Moultrie, Ga.	33	14	46	30.4	-	-	-	36	54	66.7	70	2.1	-	-	-	-	64	1.9
Cheyenne Moore	2004-05	Baltimore, Md.	32	74	204	36.3	39	134	29.1	24	29	82.8	81	2.5	51	59	29	10	211	6.6
Khavon Moore	2019-20	Macon, Ga.	28	22	59	37.3	3	11	27.3	4	7	57.1	48	1.7	15	17	3	16	51	1.8
Doc Morgan	1953-56	Greenville, S.C.	26	13	46	28.3	-	-	-	7	10	70.0	17	0.7	-	-	-	-	33	1.3
Woody Morgan	1961-64	Hartsville, S.C.	77	151	392	38.5	-	-	-	133	238	55.9	467	6.1	-	-	-	-	435	5.6
Byron Morris	1992-94	Columbia, S.C.	15	3	10	30.0	0	0	0.0	1	3	33.3	8	0.5	1	1	3	1	7	0.5
Matt Morris	2004-08	Georgetown, S.C.	54	23	52	44.2	13	32	40.6	10	14	71.4	24	0.4	17	9	8	0	69	1.3
Tomas Nagys	1999-03	Mazeikiai, Lithuania	103	130	290	44.8	10	44	22.7	177	256	69.1	386	3.7	45	107	45	44	447	4.3
Larry Nance	1977-81	Anderson, S.C.	117	553	1037	53.3	-	-	-	235	374	62.8	784	6.7	177	225	106	108	1341	11.5
Bryan Narcisse	2008-12	North Augusta, S.C.	102	90	194	46.4	17	60	28.3	45	75	60.0	151	1.5	39	55	37	35	242	2.4
Chuck Narvin	1960-63	Pittsburgh, Pa.	22	5	21	23.8	-	-	-	8	11	72.7	7	0.3	-	-	-	-	1	0.5
John Newman III	2018-20	Greensboro, N.C.	65	131	307	42.7	36	117	30.8	67	95	70.5	182	2.8	83	60	43	20	365	5.6
Landry Nnoko	2012-16	Yaounde, Cameroon	128	300	573	52.3	-	-	-	144	229	62.9	606	4.7	65	146	26	212	744	5.8
Billy Noland	1974-75	Waynesville, N.C.	2	0	1	0.0	-	-	-	1	2	50.0	3	1.5	1	0	0	0	1	0.5
Denny Odle	1971-72	Newark, Ohio	25	113	259	43.6	-	-	-	103	148	69.6	165	6.6	-	-	-	-	329	13.2
Terrence Oglesby	2007-09	Cleveland, Tenn.	66	236	625	37.8	177	448	39.5	128	151	84.8	114	1.7	99	101	48	1	777	11.8
Anthony Oliver II	2017-18	Birmingham, Ala.	19	11	35	31.4	9	26	34.6	9	11	81.8	26	1.4	5	5	6	0	40	2.1
Choppy Patterson	1959-63	Piedmont, S.C.	76	408	1084	37.6	-	-	-	315	390	80.8	278	3.7	-	-	-	-	1131	14.9
Marty Patterson	1972-75	Hendersonville, N.C.	34	37	80	46.3	-	-	-	36	44	81.8	62	1.8	6	-	-	5	110	3.2
Tyrone Paul	1990-91	Inglewood, Calif.	15	9	28	32.1	2	10	20.0	7	10	70.0	16	1.1	11	9	6	0	27	1.8
Sam Perry	2004-08	Greenville, S.C.	128	192	417	46.0	4	17	23.5	157	271	57.9	342	2.7	117	144	114	58	545	4.3
Karolis Petrunkonis	2006-09	Trakai, Lithuania	33	10	26	38.5	0	0	0.0	1	8	12.5	30	0.9	7	17	3	4	21	0.6
Chris Poole	2006-07	Raleigh, N.C.	8	4	5	80.0	2	3	66.7	-	-	-	0	0.0	0	2	1	0	10	1.3
David Poole	1977-79	Columbia, S.C.	19	6	14	42.9	-	-	-	9	10	90.0	9	0.5	7	3	6	1	21	1.1
David Potter	2006-10	Severn, Md.	134	224	601	37.3	98	290	33.8	91	129	70.5	273	2.0	148	157	99	32	637	4.8
J.D. Powell	1998-00	Westminster, S.C.	23	1	4	25.0	1	3	33.0	1	2	50.0	1	0.1	1	3	1	0	4	0.3
Julius Powell	2005-07	Newton, N.C.	58	86	249	34.5	44	162	27.2	24	40	60.0	120	2.1	30	54	29	14	240	4.1
Travis Price	2004-07	Sumter, S.C.	7	1	3	33.3	-	-	-	-	-	-	1	0.3	0	0	0	0	2	0.3
Manning Privette	1961-64	Hartsville, S.C.	57	101	291	34.7	-	-	-	63	121	52.1	289	5.1	-	-	-	-	265	4.6
Jerry Pryor	1985-89	Brooklet, Ga.	123	452	825	54.8	6	20	30.0	214	328	65.2	585	4.8	129	224	61	44	1124	9.1
Rayfield Ragland	1993-95	Florence, Ala.	61	175	364	48.1	38	125	30.4	43	70	61.4	268	4.4	52	52	31	16	431	7.1
Marquise Reed	2016-19	Landover, Md.	99	485	1122	43.2	148	406	36.5	366	426	85.9	413	4.2	275	203	170	2	1484	15.0
Jeff Reisinger	1972-74	Kingston, Ohio	52	230	458	50.2	-	-	-	87	109	79.8	300	5.8	68	-	-	-	547	10.5
Lamar Rice	2003-04	Flint, Mich.	28	45	133	33.8	14	63	22.2	8	17	47.1	73	2.6	15	24	8	4	112	4.0
Lou Richie	1992-94	Oakland, Calif.	57	55	150	36.7	25	81	30.9	62	100	62.0	80	1.4	239	122	74	1	197	3.5
Bill Riser	1953-56	Bowman, S.C.	65	61	185	33.0	-	-	-	74	129	57.4	380	5.8	-	-	-	-	196	3.0
K.C. Rivers	2005-09	Charlotte, N.C.	134	625	1425	43.9	281	729	38.5	153	215	71.2	721	5.4	235	174	210	41	1684	12.6
Legend Robertin	2015-17	London, England	25	10	18	55.6	-	-	-	2	13	15.4	20	0.8	-	5	2	17	22	0.9
Shawan Robinson	2002-06	Raleigh, N.C.	120	390	980	39.8	203	538	37.7	194	233	83.3	284	2.4	283	271	124	4	1177	9.8
Charlie Rogers	1972-76	Lindenhurst, N.J.	51	79	180	43.9	-	-	-	54	77	70.1	117	2.3	3	8	4	13	212	4.2
Tree Rollins	1973-77	Cordele, Ga.	110	643	1192	53.9	-	-	-	177	292	60.6	1311	11.9	93	129	50	450	1463	13.3
Stan Rome	1974-78	Valdosta, Ga.	109	553	1044	53.0	-	-	-	259	397	65.2	420	3.9	175	158	117	26	1365	12.5
Patrick Rooks	2014-15	Charlotte, N.C.	13	6	22	27.3	6	19	31.6	2	5	40.0	3	0.2	6	0	3	0	20	1.5
Jordan Roper	2012-16	Columbia, S.C.	127	337	897	37.6	141	409	34.2	156	207	75.4	225	1.8	238	143	111	9	971	7.6
Bill Ross	1978-82	Lake Placid, Fla.	106	212	436	48.6	-	-	-	89	152	58.6	303	2.9	67	81	19	18	513	4.8
Jack Ross	1969-71	Anderson, S.C.	31	20	54	37.0	-	-	-	18	27	66.7	51	1.6						



# ACC ERA PLAYERS

Name	Years	Hometown	GP	FGM	FGA	Pct	3PT	3PA	Pct	FTM	FTA	Pct	Reb	Avg	Ast	TO	ST	BS	Pts	Avg
Dutch Shamble	1957-60	McKeesport, Pa.	53	86	229	28.8	-	-	-	55	73	75.3	81	1.5	-	-	-	-	227	4.3
Beau Shay	2000-04	Galesburg, Ill.	21	4	7	57.1	1	3	33.3	3	4	75.0	7	0.3	2	2	0	0	12	0.6
Don Shealy	1954-55	Newberry, S.C.	11	3	10	30.0	-	-	-	9	13	69.2	7	0.6	-	-	-	-	15	1.4
Buddy Shook	1953-55	Liberty, S.C.	44	78	320	24.4	-	-	-	84	147	57.1	250	5.7	-	-	-	-	240	5.5
Geoff Shyatt	2002-03	Clemson, S.C.	6	0	2	0.0	-	-	-	1	4	25.0	-	-	1	-	-	-	1	0.2
Jeremy Shyatt	1999-00	Clemson, S.C.	5	0	0	0.0	0	0	0.0	1	2	50.0	1	0.1	1	2	0	0	1	0.1
<b>Aamir Simms</b>	<b>2017-20</b>	<b>Palmyra, Va.</b>	<b>98</b>	<b>297</b>	<b>643</b>	<b>46.2</b>	<b>88</b>	<b>249</b>	<b>35.3</b>	<b>118</b>	<b>170</b>	<b>69.4</b>	<b>482</b>	<b>4.9</b>	<b>133</b>	<b>131</b>	<b>60</b>	<b>77</b>	<b>800</b>	<b>8.2</b>
David Skara	2017-18	Zadar, Croatia	59	119	261	45.6	38	113	33.6	59	88	67.0	214	3.6	60	63	39	29	335	5.7
Anthony Smith	1991-92	Monroe, Ga.	8	3	5	60.0	-	-	-	2	3	66.7	1	0.1	5	3	0	0	8	1.0
Josh Smith	2012-16	Charlotte, N.C.	104	65	154	42.2	3	11	27.3	39	63	61.9	215	2.1	11	48	15	14	172	1.6
Junius Smith	1957-58	Greenville, S.C.	4	0	3	0.0	-	-	-	0	0	0.0	0	0.0	-	-	-	-	0	0.0
Mack Smith	1988-89	Seneca, S.C.	1	0	0	0.0	0	0	0.0	0	0	0.0	0	0.0	0	0	0	0	0	0.0
Tanner Smith	2008-12	Alpharetta, Ga.	127	333	777	42.9	111	340	32.6	209	288	72.6	459	3.6	320	227	159	34	986	7.8
Tommy Smith	1953-56	Hendersonville, N.C.	71	161	384	41.9	-	-	-	170	265	64.2	421	5.9	-	-	-	-	492	6.9
Will Solomon	1998-01	East Hartford, Conn.	94	469	1195	39.2	214	585	36.6	279	389	71.7	259	2.8	246	323	112	40	1431	15.2
Scott Spencer	2016-18	Suffolk, Va.	25	14	52	26.9	3	25	12.0	1	2	50.0	15	0.6	5	3	2	1	32	1.3
Cory Stanton	2010-11	Springfield, Tenn.	33	29	84	34.5	8	38	21.1	14	21	66.7	21	0.6	25	21	20	2	80	2.4
Fred Steiner	1964-65	Pittsburgh, Pa.	6	3	6	50.0	-	-	-	5	7	71.4	1	0.2	-	-	-	-	11	1.8
Demontez Stitt	2007-11	Matthews, N.C.	126	455	1061	42.9	111	335	33.1	344	468	73.5	346	2.7	419	318	164	46	1365	10.8
Tony Stockman	2000-02	Medina, Ohio	59	240	662	36.2	155	416	37.3	81	106	75.4	129	2.2	143	131	84	4	716	12.1
Rock Stone	1954-56	Piedmont, S.C.	21	35	105	33.3	-	-	-	36	54	66.7	110	5.2	-	-	-	-	106	5.1
Robert Stone	1985-86	Augusta, Ga.	8	4	9	44.4	-	-	-	0	1	0.0	7	0.9	0	5	1	2	8	1.0
Terrell Suit	1971-74	Anderson, S.C.	75	238	589	40.4	-	-	-	123	164	75.0	142	1.9	77	-	-	-	599	8.0
Bernard Sullivan	2011-13	Gastonia, N.C.	56	34	83	41.0	1	5	20.0	20	33	60.6	66	1.2	6	23	7	7	89	1.6
Jim Sutherland	1964-67	Clemson, S.C.	71	485	1105	43.9	-	-	-	260	306	85.0	383	5.4	-	-	-	-	1230	17.3
Jack Swails	1966-68	Kingstree, S.C.	16	11	28	39.3	-	-	-	7	13	53.8	27	1.7	-	-	-	-	29	1.8
Raymond Sykes	2005-09	Jacksonville, Fla.	124	216	373	57.9	0	0	0.0	71	134	53.0	338	2.7	50	128	54	102	503	4.1
Michael Tabb	1994-95	Philadelphia, Pa.	4	2	4	50.0	0	0	0.0	2	2	100.0	2	0.5	0	3	0	0	6	1.5
Michael Tait	1985-87	Compton, Calif.	58	165	344	48.0	70	136	51.5	68	93	73.1	127	2.2	124	89	67	2	468	8.1
Elijah Thomas	2016-19	Dallas, Texas	93	395	675	58.5	0	2	0.0	203	334	60.8	649	7.0	90	186	67	181	993	10.7
Dave Thomas	1968-71	Warren, Ohio	76	381	875	43.5	-	-	-	126	182	69.2	221	2.9	-	-	-	-	888	11.7
Dick Thomas	1966-68	Warren, Ohio	26	81	200	40.5	-	-	-	26	41	63.4	72	2.8	-	-	-	-	188	7.2
Frank Tomera	1992-94	Johnstown, Pa.	30	11	33	33.3	0	2	0.0	8	13	61.5	29	1.0	4	12	2	8	30	1.0
<b>Clyde Trapp</b>	<b>2017-20</b>	<b>Eastover, S.C.</b>	<b>84</b>	<b>129</b>	<b>334</b>	<b>38.6</b>	<b>50</b>	<b>171</b>	<b>29.2</b>	<b>75</b>	<b>123</b>	<b>61.0</b>	<b>215</b>	<b>2.6</b>	<b>124</b>	<b>108</b>	<b>44</b>	<b>12</b>	<b>383</b>	<b>4.6</b>
A.J. Tyler	2006-07	Palm Harbor, Fla.	30	11	35	31.4	6	15	40.0	8	11	72.7	42	1.4	7	12	2	0	36	1.2
<b>Hunter Tyson</b>	<b>2018-20</b>	<b>Monroe, N.C.</b>	<b>62</b>	<b>73</b>	<b>191</b>	<b>38.2</b>	<b>38</b>	<b>131</b>	<b>29.0</b>	<b>35</b>	<b>50</b>	<b>70.0</b>	<b>124</b>	<b>2.0</b>	<b>23</b>	<b>21</b>	<b>19</b>	<b>11</b>	<b>219</b>	<b>3.5</b>
Sean Tyson	1987-91	Baltimore, Md.	72	259	504	51.4	0	8	0.0	46	79	58.2	278	3.9	69	97	104	9	564	7.8
Sheldon Waiters	2004-05	Columbia, S.C.	6	1	3	33.3	1	2	50.0	3	4	75.0	1	0.2	1	2	-	-	6	1.0
Keith Walker	1978-81	Statesville, N.C.	29	30	62	48.4	-	-	-	20	31	64.5	38	1.3	3	19	10	1	80	2.8
Corey Wallace	1991-94	Severn, Md.	65	164	337	48.7	49	147	35.8	73	104	70.2	225	3.5	51	66	31	7	450	6.9
Dave Wallace	1959-61	Spartanburg, S.C.	20	32	108	29.6	-	-	-	15	23	65.2	122	6.1	-	-	-	-	79	4.0
Warren Wallace	1982-85	Charlotte, N.C.	55	138	295	46.8	12	26	46.2	20	48	41.7	104	1.9	125	67	28	3	308	5.6
Joe Ward	1981-82	Griffin, Ga.	19	46	100	46.0	-	-	-	22	33	66.7	32	1.7	17	19	4	2	114	6.0
Bill Warren	1957-61	Horning, Pa.	39	91	277	32.9	-	-	-	66	87	75.9	109	2.8	-	-	-	-	248	6.4
Joey Watts	1989-91	Aiken, S.C.	9	4	10	40.0	0	4	0.0	2	5	40.0	4	0.4	0	2	1	0	10	1.1
Pete Weddell	1968-71	Goshen, Ind.	62	67	142	47.2	-	-	-	72	116	62.1	142	2.3	-	-	-	-	206	3.3
Ames Wells	1953-54	Columbia, S.C.	23	133	322	41.3	-	-	-	89	134	66.4	69	3.0	-	-	-	-	355	15.4
Chubby Wells	1976-79	Philadelphia, Pa.	65	159	334	47.6	-	-	-	95	139	68.3	275	4.2	98	77	43	8	413	6.4
Javan White	2018-19	Ames, Iowa	33	28	50	56.0	0	0	0.0	11	24	45.8	66	2.0	8	13	8	12	67	2.0
Jeff White	1980-81	Gastonia, N.C.	4	0	3	0.0	-	-	-	4	5	80.0	1	0.3	3	3	1	0	4	1.0
Chris Whitney	1991-93	Hopkinsville, Ky.	58	268	628	42.7	167	404	41.3	141	179	78.8	214	3.7	354	204	114	2	844	14.6
Keith Whitt	1978-79	Hanover, Mass.	1	1	1	100.0	-	-	-	0	1	0.0	0	0.0	0	0	0	0	2	2.0
Vincent Whitt	1996-99	Greensboro, N.C.	83	172	413	41.6	17	74	23.0	94	158	59.5	250	3.0	82	106	63	25	455	5.5
Tom Wideman	1995-99	Marietta, Ga.	129	266	571	52.1	0	1	0.0	175	316	55.4	723	5.6	125	170	82	45	707	5.5
Mitchell Wiggins	1979-80	Grifton, N.C.	32	76	162	46.9	-	-	-	25	45	55.6	96	3.0	40	30	28	3	177	5.5
Scott Wilkes	1979-80	DeLand, Fla.	4	1	4	25.0	-	-	-	3	4	75.0	0	0.0	3	3	0	0	5	1.3
Malik William	2017-18	Orlando, Fla.	17	10	27	37.0	1	3	33.3	4	6	66.7	26	1.5	3	2	1	3	25	1.5
Billy Williams	1977-80	Raleigh, N.C.	85	438	818	53.5	-	-	-	202	267	75.7	197	2.3	216	172	110	8	1078	12.7
John Williams	1970-72	Dover, Del.	35	22	52	42.3	-	-	-	19	36	52.8	46	1.3	-	-	-	-	63	1.8
Ovarus Williams	2003-04	Snow Hill, N.C.	6	0	1	0.0	-	-	-	1	2	50.0	0	0.0	-	-	-	-	1	0.2
Skip Wise	1974-75	Baltimore, Md.	25	188	384	48.9	-	-	-	86	114	75.4	78	3.1	44	-	-	-	462	18.5
Don Witherspoon	1979-82	Lexington, Ky.	11	4	5	80.0	-	-	-	2	4	50.0	3	0.3	0	1	1	1	10	0.9
Mohamed Woni	1996-99	Ivory Coast, Africa	62	59	124	47.6	0	2	0.0	51	67	76.1	151	2.4	7	44	6	20	169	2.7
Sharone Wright	1991-94	Macon, Ga.	92	501	943	53.1	0	6	0.0	306	484	63.2	903	9.8	78	228	69	286	1308	14.2
Horace Wyatt	1978-82	Hartsville, S.C.	119	420	827	50.8	-	-	-	146	221	66.1	604	5.1	190	183	74	59	986	8.3
Jesse Yanutola	2005-09	Tega Cay, S.C.	32	5	18	27.8	2	9	22.2	2	4	50.0	16	0.5	3	4	2	1	14	0.4
Bill Yarborough	1953-57	Walhalla, S.C.	62	498	1270	39.2	-	-	-	327	426	76.8	221	3.6	-	-	-	-	1323	21.3
Ronnie Yates	1968-70	Anderson, S.C.	50	230	525	43.8	-	-	-	116	178	65.2	269	5.4	-	-	-	-	576	11.5
Dick Yeary	1955-57	Nicholasville, Ky.	41	45	129	34.9	-	-	-	82	112	73.2	63	1.5	-	-	-	-	172	4.2
Vince Yockel	1955-58	Jersey City, N.J.	74	513	1202	42.7	-	-	-	324	439	73.8	483	6.5	-	-	-	-	1350	18.2
Andre Young	2008-12	Albany, Ga.	129	406	1004	40.4	236	629	37.5	175	227	77.1	268	2.1	342	163	184	4	1223	9.5
David Young	1988-92	Greenville, S.C.	97	261	634	41.2	138	402	34.3	91	125	72.8	208	2.1	330	192	116	42	751	7.7
Stewart Zane	1977-79	Chattanooga, Tenn.	12	6	12	50.0	-	-	-	1	2	50.0	16	1.3	1	2	0	1	13	

# ALL-ACC PLAYERS

## BILL YARBOROUGH (SECOND TEAM, 1955 & 1956)

Guard • Walhalla, S.C.

Year	GP	FGM-FGA	Pct.	FTM-FTA	Pct.	Reb-Avg.	PTS	Avg.
1952-53	16	51-179	.285	18-30	.600	22-1.5	120	7.5
1953-54*	7	39-108	.361	32-48	.667	16-2.2	110	15.7
1954-55	23	247-623	.396	157-198	.793	84-3.7	651	28.3
1955-56	26	182-480	.379	123-169	.728	104-4.0	487	18.7
1956-57	13	69-167	.413	47-59	.797	33-2.5	185	14.2
<b>TOTALS</b>	<b>85</b>	<b>588-1557</b>	<b>.378</b>	<b>377-504</b>	<b>.748</b>	<b>259-3.0</b>	<b>1553</b>	<b>18.3</b>

\* - red-shirted due to injury

## VINCE YOCKEL (SECOND TEAM, 1956 • FIRST TEAM, 1958)

Forward • Jersey City, N.J.

Year	GP	FGM-FGA	Pct.	FTM-FTA	Pct.	Reb-Avg.	PTS	Avg.
1955-56	26	210-476	.441	124-173	.716	219-8.4	544	20.9
1956-57	24	178-426	.418	118-160	.738	165-6.9	474	19.8
1957-58	24	125-300	.417	82-106	.774	90-3.8	332	13.8
<b>TOTALS</b>	<b>74</b>	<b>513-1202</b>	<b>.427</b>	<b>324-439</b>	<b>.738</b>	<b>474-6.4</b>	<b>1350</b>	<b>18.2</b>

## CHOPPY PATTERSON (FIRST TEAM, 1960 • SECOND TEAM, 1961)

Guard • Piedmont, S.C.

Year	GP	FGM-FGA	Pct.	FTM-FTA	Pct.	Reb-Avg.	PTS	Avg.
1959-60	26	151-402	.376	125-154	.812	130-5.0	427	16.4
1960-61	26	174-465	.374	146-173	.844	92-3.5	494	19.0
1962-63	24	83-217	.382	44-63	.698	56-2.3	210	8.8
<b>TOTALS</b>	<b>76</b>	<b>408-1084</b>	<b>.376</b>	<b>315-390</b>	<b>.808</b>	<b>278-3.7</b>	<b>1131</b>	<b>14.9</b>

## JIM BRENNAN (SECOND TEAM, 1963 & 1964)

Guard • McKeesport, Pa.

Year	GP	FGM-FGA	Pct.	FTM-FTA	Pct.	Reb-Avg.	PTS	Avg.
1961-62	27	183-427	.429	95-122	.779	68-2.5	461	17.1
1962-63	24	144-347	.415	111-134	.828	92-3.8	399	16.6
1963-64	25	159-371	.429	139-167	.832	107-4.3	457	18.3
<b>TOTALS</b>	<b>76</b>	<b>486-1145</b>	<b>.424</b>	<b>345-423</b>	<b>.816</b>	<b>267-3.5</b>	<b>1317</b>	<b>17.3</b>

## JIM SUTHERLAND (SECOND TEAM, 1965 & 1967)

Guard • Clemson, S.C.

Year	GP-GS	FGM-FGA	Pct.	FTM-FTA	Pct.	Reb-Avg.	PTS	Avg.
1964-65	25-22	147-322	.457	65-83	.783	139-6.3	359	16.3
1965-66	29-24	155-362	.428	91-107	.850	124-5.2	401	16.7
1966-67	25-22	183-421	.435	104-116	.897	120-4.8	470	18.8
<b>TOTALS</b>	<b>79-68</b>	<b>485-1105</b>	<b>.439</b>	<b>260-306</b>	<b>.849</b>	<b>383-5.4</b>	<b>1230</b>	<b>17.3</b>

## RANDY MAHAFFEY (SECOND TEAM, 1965 • FIRST TEAM, 1967)

Center • LaGrange, Ga.

Year	GP	FGM-FGA	Pct.	FTM-FTA	Pct.	Reb-Avg.	PTS	Avg.
1964-65	23	145-291	.498	108-155	.697	224-9.7	398	17.3
1965-66	24	126-288	.438	102-146	.699	256-10.2	354	14.2
1966-67	25	155-305	.508	109-170	.641	225-9.0	419	16.8
<b>TOTALS</b>	<b>72</b>	<b>426-884</b>	<b>.482</b>	<b>319-471</b>	<b>.677</b>	<b>705-9.7</b>	<b>1171</b>	<b>16.0</b>

## BUTCH ZATEZALO (SECOND TEAM, 1968-70)

Guard • Aliquippa, Pa.

Year	GP-GS	FGM-FGA	Pct.	FTM-FTA	Pct.	Reb-Avg.	AST	PTS	Avg.
1967-68	24-24	189-515	.367	174-212	.821	63-2.6		552	23.0
1968-69	25-25	228-538	.424	189-229	.825	90-3.6		645	25.8
1969-70	26-26	213-483	.441	138-169	.817	57-2.2	80	564	21.7
<b>TOTALS</b>	<b>75-75</b>	<b>630-1536</b>	<b>.410</b>	<b>501-610</b>	<b>.821</b>	<b>210-2.8</b>		<b>1761</b>	<b>23.5</b>

## SKIP WISE (FIRST TEAM, 1975)

Guard • Baltimore, Md.

Year	GP-GS	FGM-FGA	Pct.	FTM-FTA	Pct.	Reb-Avg.	AST	BS	PTS	Avg.
1974-75	25-17	188-384	.489	86-114	.754	78-3.1	44	6	462	18.5

## WAYNE "TREE" ROLLINS (SECOND TEAM, 1975-77)


Center • Cordele, Ga.

Year	GP-GS	Min/G	FGM-FGA	Pct.	FTM-FTA	Pct.	Reb/Avg.	A-T	B-S	PTS	Avg.
1973-74	26-26		144-265	.543	34-54	.629	316-12.2	8-	106-	322	12.4
1974-75	28-28		162-326	.497	40-67	.597	328-11.7	17-	119-	364	13.0
1975-76	28-28	861/30	170-313	.543	43-76	.566	308-11.0	36-75	117-22	383	13.7
1976-77	28-28	777/28	167-288	.580	60-95	.632	359-12.8	32-54	108-28	394	14.1
<b>TOTALS</b>	<b>110-110</b>		<b>643-1192</b>	<b>.539</b>	<b>177-292</b>	<b>.606</b>	<b>1311-11.9</b>	<b>93-</b>	<b>450-</b>	<b>1463</b>	<b>13.3</b>


## STAN ROME (SECOND TEAM, 1977)

Forward • Valdosta, Ga.


Year	GP-GS	Min/G	FGM-FGA	Pct.	FTM-FTA	Pct.	Reb/Avg.	A-T	B-S	PTS	Avg.
1974-75	28-28		121-229	.528	50-74	.676	132-4.7	34-	12-	292	10.4
1975-76	26-7	507/20	117-210	.557	70-97	.722	110-4.2	25-64	4-28	304	11.7
1976-77	28-27	680/24	174-316	.551	79-128	.617	93-3.3	52-45	6-52	427	15.3
1977-78	27-24	669/25	141-289	.488	60-98	.612	85-3.1	64-49	4-37	342	12.7
<b>TOTALS</b>	<b>109-86</b>		<b>553-1044</b>	<b>.530</b>	<b>259-397</b>	<b>.652</b>	<b>420-3.9</b>	<b>175-</b>	<b>26-117</b>	<b>1365</b>	<b>12.5</b>



JIM BRENNAN



SKIP WISE



STAN ROME





# ALL-ACC PLAYERS

## BILLY WILLIAMS (FIRST TEAM, 1980)

Guard • Raleigh, N.C.

Year	GP-GS	Min/G	FGM-FGA	Pct.	FTM-FTA	Pct.	Reb/Avg.	A-T	B-S	PTS	Avg.
1977-78	24-1	253/11	52-92	.565	30-36	.833	28-1.2	16-18	0-12	134	5.6
1978-79	29-28	836/29	157-298	.527	68-92	.739	19-65-2.2	71-25	4-40	382	13.2
1979-80	32-32	1088/34	229-428	.535	104-139	.748	29-104-3.3	129-80	4-58	562	17.6
TOTALS	85-61	2177/26	438-818	.535	202-267	.757	197-2.3	216-123	8-110	1078	12.7

## LARRY NANCE (SECOND TEAM, 1981)

Forward • Anderson, S.C.

Year	GP-GS	Min/G	FGM-FGA	Pct.	FTM-FTA	Pct.	Reb/Avg.	A-T	B-S	PTS	Avg.
1977-78	25-5	273/11	35-75	.467	8-17	.471	78/3.1	21-22	8-10	78	3.1
1978-79	29-28	837/29	137-264	.519	49-77	.636	78-210/7.2	45-45	24-35	323	11.1
1979-80	32-32	961/30	174-338	.515	98-164	.598	94-259/8.1	63-60	38-26	446	13.9
1980-81	31-27	887/28	207-360	.575	80-116	.690	76-237/7.6	48-68	28-35	494	15.9
TOTALS	117-92	2958/25	553-1037	.533	235-374	.628	784/6.7	177-195	98-106	1341	11.5

## VINCENT HAMILTON (SECOND TEAM, 1982)

Guard • Rutherfordton, N.C.

Year	GP-GS	Min/G	FGM-FGA	Pct.	FTM-FTA	Pct.	Reb/Avg.	A-T	B-S	PTS	Avg.
1980-81	31-22	884/29	113-211	.536	46-63	.730	70/143/4.6	80-36	2-37	272	8.8
1981-82	28-28	992/35	181-309	.586	58-72	.806	64/135/4.8	84-52	0-32	420	15.0
1982-83	3-3	114/38	18-36	.500	9-12	.750	4/14/4.7	6-3	0-2	46	15.3
1983-84	25-24	854/34	152-301	.505	51-76	.671	60/136/5.4	76-68	2-29	355	14.2
1984-85	29-28	1062/36	188-387	.486	61-76	.803	84/200/6.9	91-75	2-33	437	15.1
TOTALS	116-105	3906/34	652-1244	.524	225-299	.753	282/628/5.4	337/234	6-133	1530	13.2


Note: 1-1 on three-point goals in 1982-83.

## HORACE GRANT (SECOND TEAM, 1986 • FIRST TEAM, 1987)


Forward/Center • Sparta, Ga.

Year	GP-GS	Min/G	FGM-FGA	Pct.	FTM-FTA	Pct.	Reb/Avg.	A-T	B-S	PTS	Avg.
1983-84	28-9	551/20	64-120	.533	32-43	.744	129/4.6	49-34	12-21	160	5.7
1984-85	29-26	703/24	132-238	.555	65-102	.637	196/6.8	32-52	21-19	329	11.3
1985-86	34-31	1099/32	208-356	.584	140-193	.725	357/10.5	62-67	24-28	556	16.4
1986-87	31-28	1010/33	256-390	.656	138-195	.708	299/9.6	63-67	25-36	651	21.0
TOTALS	122-94	3363/27	660-1104	.598	375-533	.704	981/8.0	206-220	82-104	1696	13.9


Note: 1-2 on three-point attempts in 1986-87.




HORACE GRANT



BILLY WILLIAMS



LARRY NANCE



VINCENT HAMILTON

# ALL-ACC PLAYERS

## ELDEN CAMPBELL (THIRD TEAM, 1988 • SECOND TEAM, 1989 • FIRST TEAM, 1990)

Center • Inglewood, Calif.

Year	GP-GS	Min/G	FGM-FGA	Pct.	3FG-FGA	Pct.	FTM-FTA	Pct.	Of/Reb/Avg.	A-T	B-S	PTS	Avg.
1986-87	31-3	534/17	107-193	.554	0-0	.000	59-84	.702	50/126/4.1	20-55	62-12	273	8.8
1987-88	28-27	808/29	217-345	.629	0-4	.000	91-147	.619	65/207/7.4	15-53	88-32	525	18.8
1988-89	29-25	814/28	205-373	.550	2-5	.400	95-138	.688	70/222/7.7	34-68	87-38	507	17.5
1989-90	35-30	1038/30	225-431	.522	1-1	1.000	124-207	.599	85/281/8.0	44-93	97-54	575	16.4
<b>TOTALS</b>	<b>123-85</b>	<b>3194/26</b>	<b>754-1342</b>	<b>.562</b>	<b>3-10</b>	<b>.300</b>	<b>369-576</b>	<b>.640</b>	<b>270/836/6.8</b>	<b>113-269</b>	<b>334-136</b>	<b>1880</b>	<b>15.3</b>

## DALE DAVIS (THIRD TEAM, 1989 • FIRST TEAM, 1990 • SECOND TEAM, 1991)

Forward/Center • Toccoa, Ga.

Year	GP-GS	Min./Avg	FG-FGA	Pct.	3FG-FGA	Pct.	FTM-FTA	Pct.	Of/Reb/Avg	A-T	B-S	PTS	Avg.
1987-88	29-21	714/24	91-171	.532	0-0	.000	45-89	.506	97/223/7.7	10-34	38-16	227	7.8
1988-89	29-14	736/25	146-218	.670	0-0	.000	93-144	.646	100/258/8.9	16-34	40-17	385	13.3
1989-90	35-34	1077/25	205-328	.625	0-1	.000	127-213	.596	166/395/11.3	21-55	58-36	537	15.3
1990-91	28-28	971/34	191-359	.532	0-2	.000	119-205	.580	122/340/12.1	37-66	74-37	501	17.9
<b>TOTALS</b>	<b>121-97</b>	<b>3498/28</b>	<b>633-1076</b>	<b>.588</b>	<b>0-3</b>	<b>.000</b>	<b>384-651</b>	<b>.589</b>	<b>485/1216/10.0</b>	<b>84-189</b>	<b>210-106</b>	<b>1650</b>	<b>13.6</b>

## SHARONE WRIGHT (THIRD TEAM, 1993 • SECOND TEAM, 1994)

Center • Macon, Ga.

Year	GP-GS	Min./Avg	FG-FGA	Pct.	3FG-FGA	Pct.	FTM-FTA	Pct.	Of/Reb/Avg	A-T	B-S	PTS	Avg.
1991-92	28-23	747/26.7	137-275	.498	0-2	.000	63-112	.563	120/227/8.1	11-50	63-23	337	12.0
1992-93	30-29	913/30.4	178-314	.567	0-2	.000	93-139	.669	128/314/10.5	26-76	124-22	449	15.0
1993-94	34-33	1027/30.2	186-354	.525	0-2	.000	150-233	.644	124/362/10.6	41-102	99-24	522	15.4
<b>TOTALS</b>	<b>92-85</b>	<b>2687/29.2</b>	<b>501-943</b>	<b>.531</b>	<b>0-6</b>	<b>.000</b>	<b>306-484</b>	<b>.632</b>	<b>352/903/9.8</b>	<b>78-228</b>	<b>286-69</b>	<b>1308</b>	<b>14.2</b>

## CHRIS WHITNEY (THIRD TEAM, 1993)

Guard • Hopkinsville, Ky.

Year	GP-GS	Min./Avg	FG-FGA	Pct.	3FG-FGA	Pct.	FTM-FTA	Pct.	Of/Reb/Avg	A-T	B-S	PTS	Avg.
1991-92	28-27	982/35.1	119-290	.410	80-191	.419	56-73	.767	16/92/3.3	161-94	0-41	374	13.4
1992-93	30-30	1126/37.5	149-338	.441	87-213	.408	85-106	.802	20/122/4.1	193-110	2-73	470	15.7
<b>TOTALS</b>	<b>58-57</b>	<b>2108/36.3</b>	<b>268-628</b>	<b>.427</b>	<b>167-404</b>	<b>.413</b>	<b>141-179</b>	<b>.788</b>	<b>36/214/3.7</b>	<b>354-204</b>	<b>2-114</b>	<b>844</b>	<b>14.6</b>

## DEVIN GRAY (THIRD TEAM, 1994)

Forward • Baltimore, Md.

Year	GP-GS	Min./Avg	FG-FGA	Pct.	3FG-FGA	Pct.	FTM-FTA	Pct.	Of/Reb/Avg	A-T	B-S	PTS	Avg.
1991-92	27-12	647/24.0	129-248	.520	1-3	.333	34-79	.430	60/138/5.1	20-48	6-40	293	10.9
1992-93	30-25	950/31.7	197-372	.530	13-36	.361	93-146	.637	78/164/5.5	51-66	22-60	500	16.7
1993-94	30-14	802/26.7	178-311	.572	1-10	.100	74-136	.544	74/180/6.0	30-51	15-37	431	14.4
1994-95	7-7	162/23.1	38-62	.613	0-1	.000	22-36	.611	43/6.1	7-18	5-5	98	14.0
<b>TOTALS</b>	<b>94-58</b>	<b>2561/27.2</b>	<b>542-993</b>	<b>.545</b>	<b>15-50</b>	<b>.300</b>	<b>223-397</b>	<b>.562</b>	<b>171/525/5.6</b>	<b>108-183</b>	<b>48-142</b>	<b>1322</b>	<b>14.1</b>

## GREG BUCKNER (SECOND TEAM, 1997 & 1998)

Guard/Forward • Hopkinsville, Ky.

Year	GP-GS	Min./Avg	FG-FGA	Pct.	3FG-FGA	Pct.	FTM-FTA	Pct.	Of/Reb/Avg	A-T	B-S	PTS	Avg.
1994-95	28-28	911/32.5	141-268	.526	13-44	.295	41-80	.513	46/165/5.9	58-38	12-63	336	12.0
1995-96	29-29	950/32.8	144-305	.472	1-25	.040	92-137	.672	59/147/5.1	48-38	8-38	381	13.1
1996-97	33-33	1071/32.5	190-393	.483	17-54	.315	119-168	.708	51/150/4.5	63-63	10-35	516	15.6
1997-98	32-32	1022/31.9	204-380	.537	19-58	.328	94-135	.690	26/130/4.1	83-47	10-51	521	16.3
<b>TOTALS</b>	<b>122-122</b>	<b>3954/32.4</b>	<b>679-1346</b>	<b>.504</b>	<b>50-181</b>	<b>.276</b>	<b>346-520</b>	<b>.665</b>	<b>182/592/4.9</b>	<b>252-186</b>	<b>40-179</b>	<b>1754</b>	<b>14.4</b>

## TERRELL McINTYRE (SECOND TEAM, 1997 & 1999 • FIRST TEAM, 1998)

Guard • Raeford, N.C.

Year	GP-GS	Min./Avg	FG-FGA	Pct.	3FG-FGA	Pct.	FTM-FTA	Pct.	Of/Reb/Avg	A-T	B-S	PTS	Avg.
1995-96	29-21	905/31.2	123-307	.401	43-123	.350	80-101	.792	27/80/2.8	90-71	0-37	369	12.7
1996-97	33-33	1105/33.5	141-361	.391	61-172	.355	98-123	.797	16/83/2.5	145-66	4-42	441	13.4
1997-98	29-23	940/32.4	129-302	.427	56-155	.361	88-113	.779	22/99/3.4	154-68	0-58	402	13.9
1998-99	35-35	1250/35.7	199-456	.436	99-246	.402	130-164	.793	16/79/2.3	188-113	1-57	627	17.9
<b>TOTALS</b>	<b>126-112</b>	<b>4200/33.3</b>	<b>592-1426</b>	<b>.415</b>	<b>289-696</b>	<b>.372</b>	<b>396-501</b>	<b>.790</b>	<b>81/341/2.7</b>	<b>577-318</b>	<b>5-194</b>	<b>1839</b>	<b>14.6</b>

## WILL SOLOMON (FIRST TEAM, 2000 • SECOND TEAM, 2001)

Guard • East Hartford, Conn.

Year	GP-GS	Min./Avg	FG-FGA	Pct.	3FG-FGA	Pct.	FTM-FTA	Pct.	Of/Reb/Avg	A-T	B-S	PTS	Avg.
1998-99	34-6	622/19.5	73-203	.360	26-85	.306	41-66	.621	2/50/1.5	49-75	17-32	213	6.3
1999-00	30-30	1079/36.0	213-531	.401	93-248	.375	108-158	.684	24/123/4.1	95-125	14-38	627	20.9
2000-01	30-28	998/33.3	183-461	.397	95-252	.377	130-165	.788	17/86/2.9	102-123	9-42	591	19.7
<b>TOTALS</b>	<b>94-64</b>	<b>2699/28.7</b>	<b>469-1195</b>	<b>.392</b>	<b>214-585</b>	<b>.366</b>	<b>279-389</b>	<b>.717</b>	<b>43/259/2.8</b>	<b>246-323</b>	<b>40-112</b>	<b>1431</b>	<b>15.2</b>

## EDWARD SCOTT (THIRD TEAM, 2002 • FIRST TEAM, 2003)

Guard • Eastover, S.C.

Year	GP-GS	Min./Avg	FG-FGA	Pct.	3FG-FGA	Pct.	FTM-FTA	Pct.	Of/Reb/Avg	A-T	B-S	PTS	Avg.
1999-00	24-21	789/32.9	51-164	.311	32-98	.327	21-28	.750	9/79/3.3	69-53	2-28	155	6.5
2000-01	30-29	1000/33.3	79-202	.391	15-71	.211	46-56	.821	13/103/3.4	127-74	0-21	219	7.3
2001-02	30-30	1105/36.8	134-331	.405	30-98	.306	58-88	.674	37/110/4.9	238-109	2-44	356	11.9
2002-03	28-28	1077/38.5	165-428	.386	44-120	.367	122-165	.739	22/104/3.7	161-79	3-38	496	17.7
<b>TOTALS</b>	<b>112-109</b>	<b>3971/35.5</b>	<b>429-1125</b>	<b>.381</b>	<b>121-387</b>	<b>.313</b>	<b>247-335</b>	<b>.737</b>	<b>81/433/3.9</b>	<b>595-315</b>	<b>9-131</b>	<b>1226</b>	<b>10.9</b>

## SHARROD FORD (THIRD TEAM, 2005)

Forward/Center • Suitland, Md.

Year	GP-GS	Min./Avg	FG-FGA	Pct.	3FG-FGA	Pct.	FTM-FTA	Pct.	Of/Reb/Avg	A-T	B-S	PTS	Avg.
2001-02	30-0	423/14.1	60-99	.606	0-0	.000	16-35	.457	48/108/3.6	2-33	26-7	136	4.5
2002-03	28-27	675/24.1	88-156	.564	0-0	.000	33-77	.458	71/191/6.8	17-35	19-14	209	7.5
2003-04	28-28	803/28.7	116-216	.537	0-2	.000	100-159	.629	80/202/7.2	16-70	64-14	332	11.9
2004-05	32-32	922/28.8	185-361	.512	0-3	.000	107-183	.585	110/261/8.2	36-84	68-26	477	14.9
<b>TOTALS</b>	<b>118-87</b>	<b>2823/23.9</b>	<b>449-832</b>	<b>.540</b>	<b>0-5</b>	<b>.000</b>	<b>256-449</b>	<b>.570</b>	<b>309/762/6.5</b>	<b>71-222</b>	<b>177-61</b>	<b>1154</b>	<b>9.8</b>





# ALL-ACC PLAYERS

## CLIFF HAMMONDS (THIRD TEAM, 2008)

Guard • Cairo, Ga.

Year	GP-GS	Min./Avg	FG-FGA	Pct.	3FG-FGA	Pct.	FTM-FTA	Pct.	Of/Reb/Avg	A-T	B-S	PTS	Avg.
2004-05	32-31	968/30.3	118-273	.432	60-166	.361	42-65	.646	27/116/3.6	88-64	6-43	338	10.6
2005-06	32-32	951/29.7	119-296	.402	49-173	.283	35-62	.565	35/109/3.4	105-57	8-56	322	10.1
2006-07	36-36	1204/33.4	152-327	.465	75-198	.379	38-59	.644	19/117/3.3	147-59	6-60	417	11.6
2007-08	34-34	1162/34.2	150-321	.467	60-160	.375	28-61	.459	43/141/4.1	133-60	7-66	388	11.4
<b>Totals</b>	<b>134-133</b>	<b>4285/32.0</b>	<b>539-1217</b>	<b>.443</b>	<b>244-697</b>	<b>.350</b>	<b>143-247</b>	<b>.579</b>	<b>124/483/3.6</b>	<b>473-240</b>	<b>27-225</b>	<b>1465</b>	<b>10.9</b>

## K.C. RIVERS (SECOND TEAM, 2008)

Guard/Forward • Charlotte, N.C.

Year	GP-GS	Min./Avg	FG-FGA	Pct.	3FG-FGA	Pct.	FTM-FTA	Pct.	Of/Reb/Avg	A-T	B-S	PTS	Avg.
2005-06	32-12	810/25.0	81-215	.377	44-131	.336	21-25	.840	65/152/4.8	57-48	6-47	227	7.1
2006-07	36-10	1045/29.0	183-396	.462	88-223	.395	50-68	.735	56/162/4.5	65-44	5-44	504	14.0
2007-08	34-33	1036/30.5	188-429	.438	80-199	.402	44-65	.677	83/214/6.3	61-38	16-64	500	14.7
2008-09	32-32	991/31.0	173-385	.449	69-176	.392	38-57	.667	64/193/6.0	52-44	14-55	453	14.2
<b>Totals</b>	<b>134-87</b>	<b>3873/28.9</b>	<b>625-1425</b>	<b>.439</b>	<b>281-729</b>	<b>.385</b>	<b>153-215</b>	<b>.712</b>	<b>268/721/5.4</b>	<b>235-174</b>	<b>41-210</b>	<b>1684</b>	<b>12.6</b>

## TREVOR BOOKER (SECOND TEAM, 2009 • FIRST TEAM, 2010)

Forward • Whitmire, S.C.

Year	GP-GS	Min./Avg	FG-FGA	Pct.	3FG-FGA	Pct.	FTM-FTA	Pct.	Of/Reb/Avg	A-T	B-S	PTS	Avg.
2006-07	36-36	936/26.0	159-264	.602	0-0	.000	56-91	.615	112/232/6.4	38-71	78-32	374	10.4
2007-08	34-34	906/26.6	151-272	.555	5-15	.333	67-117	.573	92/249/7.3	51-68	63-22	374	11.0
2008-09	32-32	982/30.7	189-331	.571	9-22	.409	104-147	.707	107/311/9.7	54-59	63-47	491	15.3
2009-10	32-32	984/30.8	188-361	.521	9-34	.265	101-171	.591	89/268/8.4	81-62	45-43	486	15.2
<b>Totals</b>	<b>134-134</b>	<b>3808/28.4</b>	<b>687-1228</b>	<b>.559</b>	<b>23-71</b>	<b>.324</b>	<b>328-526</b>	<b>.624</b>	<b>400/1060/7.9</b>	<b>224-260</b>	<b>249-144</b>	<b>1725</b>	<b>12.9</b>

## DEMONTEZ STITT (THIRD TEAM, 2011)

Guard • Matthews, N.C.

Year	GP-GS	Min./Avg	FG-FGA	Pct.	3FG-FGA	Pct.	FTM-FTA	Pct.	Of/Reb/Avg	A-T	B-S	PTS	Avg.
2007-08	32-20	728/22.8	91-223	.408	16-58	.276	83-109	.761	14/50/1.6	97-89	10-28	281	8.8
2008-09	32-32	829/25.9	93-225	.413	18-66	.273	74-110	.673	17/77/2.4	121-81	14-48	278	8.7
2009-10	30-29	863/28.8	119-262	.454	33-84	.393	72-92	.783	22/80/2.7	94-80	8-44	343	11.4
2010-11	32-30	1093/34.2	152-351	.433	44-127	.346	115-157	.732	37/139/4.3	107-68	14-44	463	14.5
<b>Totals</b>	<b>126-111</b>	<b>3513/27.9</b>	<b>455-1061</b>	<b>.429</b>	<b>111-335</b>	<b>.331</b>	<b>344-468</b>	<b>.735</b>	<b>90/346/2.7</b>	<b>419-318</b>	<b>46-164</b>	<b>1365</b>	<b>10.8</b>

## DEVIN BOOKER (THIRD TEAM, 2013)

Forward/Center • Whitmire, S.C.

Year	GP-GS	Min./Avg	FG-FGA	Pct.	3FG-FGA	Pct.	FTM-FTA	Pct.	Of/Reb/Avg	A-T	B-S	PTS	Avg.
2009-10	32-1	370/11.6	60-107	.561	0-1	.000	24-45	.533	36/94/2.9	10-30	4-12	144	4.5
2010-11	34-33	827/24.3	102-228	.447	15-45	.333	58-79	.734	56/186/5.5	24-53	15-22	277	8.1
2011-12	31-29	904/29.2	124-270	.459	5-23	.217	74-106	.698	82/217/7.0	39-57	29-27	327	10.5
2012-13	31-31	988/31.9	159-292	.545	2-11	.182	86-138	.623	93/231/7.5	26-59	35-19	406	13.1
<b>Totals</b>	<b>128-94</b>	<b>3089/24.1</b>	<b>445-897</b>	<b>.496</b>	<b>22-80</b>	<b>.275</b>	<b>242-368</b>	<b>.658</b>	<b>267/728/5.7</b>	<b>99-199</b>	<b>83-80</b>	<b>1154</b>	<b>9.0</b>

## K.J. McDANIELS (FIRST TEAM, 2014)

Forward • Birmingham, Ala.

Year	GP-GS	Min./Avg	FG-FGA	Pct.	3FG-FGA	Pct.	FTM-FTA	Pct.	Of/Reb/Avg	A-T	B-S	PTS	Avg.
2011-12	30-1	304/10.1	44-97	.454	7-25	.280	22-38	.579	34/55/1.8	7-13	20-10	117	3.9
2012-13	28-25	771/27.5	109-252	.433	32-96	.333	54-79	.684	50/140/5.0	21-44	58-32	304	10.9
2013-14	36-35	1212/33.7	209-455	.459	42-138	.304	154-183	.842	86/255/7.1	57-83	100-41	614	17.1
<b>Totals</b>	<b>94-61</b>	<b>2287/24.3</b>	<b>362-804</b>	<b>.450</b>	<b>81-259</b>	<b>.313</b>	<b>230-300</b>	<b>.767</b>	<b>170/450/4.8</b>	<b>85-140</b>	<b>178-83</b>	<b>1035</b>	<b>11.0</b>

## JARON BLOSSOMGAME (FIRST TEAM, 2016 • THIRD TEAM, 2017)

Forward • Alpharetta, Ga.

Year	GP-GS	Min./Avg	FG-FGA	Pct.	3FG-FGA	Pct.	FTM-FTA	Pct.	Of/Reb/Avg	A-T	B-S	PTS	Avg.
2013-14	33-30	773/23.4	62-157	.395	10-50	.200	28-47	.596	52/164/5.0	13-25	13-9	162	4.9
2014-15	31-31	958/30.9	144-296	.486	17-59	.288	102-144	.708	76/253/8.2	30-54	11-24	407	13.1
2015-16	31-31	1060/34.2	201-392	.513	45-101	.446	133-170	.782	55/207/6.7	47-55	41-23	580	18.7
2016-17	33-33	1133/34.3	220-441	.499	24-94	.255	120-168	.714	59/207/6.3	51-56	30-27	584	17.7
<b>Totals</b>	<b>128-125</b>	<b>3924/30.7</b>	<b>627-1286</b>	<b>.488</b>	<b>96-305</b>	<b>.315</b>	<b>383-529</b>	<b>.526</b>	<b>242/831/6.5</b>	<b>141-190</b>	<b>95-83</b>	<b>1733</b>	<b>13.5</b>

## MARCQUISE REED (SECOND TEAM, 2018 • THIRD TEAM, 2019)

Guard • Landover, Md.

Year	GP-GS	Min./Avg	FG-FGA	Pct.	3FG-FGA	Pct.	FTM-FTA	Pct.	Of/Reb/Avg	A-T	B-S	PTS	Avg.
2016-17	33-0	711/21.5	100-237	.422	33-82	.402	96-106	.906	16/76/2.3	64-40	1-46	329	10.0
2017-18	35-35	1221/34.9	183-426	.430	67-189	.354	120-142	.845	26/165/4.7	116-80	0-58	553	15.8
2018-19	31-30	1098/35.4	202-459	.440	48-135	.356	150-178	.843	23/172/5.5	95-83	1-66	602	19.4
<b>Totals</b>	<b>99-65</b>	<b>3030/30.6</b>	<b>485-1122</b>	<b>.432</b>	<b>148-406</b>	<b>.365</b>	<b>366-426</b>	<b>.859</b>	<b>65/413/4.2</b>	<b>275-203</b>	<b>2-170</b>	<b>1484</b>	<b>15.0</b>

## AAMIR SIMMS (THIRD TEAM, 2020)

Forward • Palmyra, Va.

Year	GP-GS	Min./Avg	FG-FGA	Pct.	3FG-FGA	Pct.	FTM-FTA	Pct.	Of/Reb/Avg	A-T	B-S	PTS	Avg.
2017-18	34-12	524/15.4	53-112	.473	14-43	.326	15-26	.577	26/108/3.2	21-20	29-8	135	4.0
2018-19	34-34	906/26.7	105-238	.441	40-121	.331	24-32	.750	50/157/4.6	34-45	25-21	274	8.1
2019-20	30-30	949/31.6	139-293	.474	34-85	.400	79-112	.705	68/217/7.2	78-66	23-31	391	13.0
<b>Totals</b>	<b>98-76</b>	<b>2380/24.3</b>	<b>297-643</b>	<b>.462</b>	<b>88-249</b>	<b>.353</b>	<b>118-170</b>	<b>.694</b>	<b>144/482/4.9</b>	<b>133-131</b>	<b>77-60</b>	<b>800</b>	<b>8.2</b>

CLIFF HAMMONDS

JARON BLOSSOMGAME

# YEAR-BY-YEAR RECORD

Year	Conf. W-L	Home W-L	Away W-L	Neu. W-L	All W-L	Pct	CU PPG	OPP PPG	Head Coach
1911-12		1-0	3-0	0-0	4-0	1.000	53.5	13.5	Dobson
1912-13		4-2	5-3	0-0	9-5	.643	32.2	24.2	Dobson
1913-14		1-0	0-3	0-0	1-3	.250	21.2	28.0	Erwin
1914-15		1-1	2-4	0-0	3-5	.375	23.8	26.8	Erwin
1915-16		1-2-1	1-4	0-0	2-6-1	.250	32.1	35.7	Ward
1916-17		5-0	3-2	0-0	8-2	.800	39.8	26.5	Morris
1917-18		3-0	0-2	0-0	3-2	.600	46.6	27.4	Donahue
1918-19		2-0	1-1	0-0	3-1	.750	44.7	26.5	Donahue
1919-20		5-3	3-3	0-0	8-6	.571	32.5	28.3	Morris
1920-21		6-0	4-4	0-1	10-5	.667	34.5	22.5	Conover
1921-22	0-3	4-4	4-9	0-0	8-13	.381	21.5	27.3	Stewart
1922-23	3-3	8-3	3-2	0-1	11-6	.647	25.0	17.9	Stewart
1923-24	0-7	1-6	1-10	0-1	2-17	.105	14.3	26.7	Sanders
1924-25	3-2	3-6	1-8	0-0	4-14	.286	21.6	29.6	Sanders
1925-26	1-7	2-6	2-11	0-0	4-17	.190	23.9	33.9	Gilliam
1926-27	1-7	1-6	1-7	0-0	2-13	.133	22.2	33.6	Cody
1927-28	5-7	6-2	3-11	0-1	9-14	.391	27.7	32.2	Cody
1928-29	6-4	10-1	5-10	0-1	15-12	.556	31.5	27.5	Cody
1929-30	9-6	10-3	6-5	0-1	16-9	.640	35.4	26.7	Cody
1930-31	3-5	3-1	3-5	0-0	6-7	.462	29.6	29.8	Cody
1931-32	2-9	5-5	2-8	0-1	7-13	.350	25.4	26.8	Davis

Year	Conf. W-L	Home W-L	Away W-L	Neu. W-L	All W-L	Pct	CU PPG	OPP PPG	Head Coach
1932-33	0-2	5-5	5-4	0-0	10-9	.526	31.4	30.4	Davis
1933-34	0-6	4-3	3-9	0-0	7-12	.368	26.5	30.4	Davis
1934-35	3-1	8-1	7-1	0-1	15-3	.833	38.2	25.7	Davis
1935-36	5-5	6-2	9-4	0-1	15-7	.682	34.0	29.0	Davis
1936-37	3-7	2-7	4-8	0-0	6-15	.286	30.6	36.4	Davis
1937-38	8-4	9-1	5-5	2-1	16-7	.696	39.8	33.5	Davis
1938-39	6-6	6-1	6-7	4-0	16-8	.667	39.7	34.3	Davis
1939-40	9-7	6-4	3-6	0-2	9-12	.429	52.4	51.0	Davis
1940-41	7-8	5-4	2-10	1-0	8-14	.571	46.6	51.0	Norman
1941-42	2-10	2-7	1-6	0-1	3-14	.176	35.1	48.7	Norman
1942-43	0-10	2-7	1-6	0-0	3-13	.185	38.0	46.7	Norman
1943-44	0-3	1-4	0-6	0-0	1-10	.100	34.0	49.7	Norman
1944-45	4-5	4-4	4-3	0-1	8-8	.500	39.0	41.5	Norman
1945-46	5-7	5-5	4-6	0-0	9-11	.450	46.1	43.9	Norman
1946-47	2-12	5-3	2-10	0-0	7-13	.350	48.2	57.3	McFadden
1947-48	3-14	4-8	2-9	0-0	6-17	.261	54.6	60.7	McFadden
1948-49	6-9	6-3	4-8	0-0	10-11	.476	57.7	54.2	McFadden
1949-50	8-8	4-4	6-6	0-0	10-10	.500	62.0	59.4	McFadden
1950-51	9-4	7-1	4-5	0-1	11-7	.611	67.8	62.4	McFadden
1951-52	11-4	8-0	8-5	1-2	17-7	.708	71.1	66.3	McFadden
1952-53	6-8	4-6	4-4	0-0	8-10	.444	68.7	69.2	McFadden

Year	ACC Games W-L	ACC Trn. W-L	Non-Con. W-L	Home W-L	Away W-L	Neutral W-L	Overall W-L	Pct	CU PPG	OPP PPG	Head Coach
1953-54	0-9	0-1	5-8	3-6	2-11	0-1	5-18	.217	62.3	78.3	McFadden
1954-55	0-14	0-1	2-6	1-9	1-11	0-1	2-21	.087	73.7	93.3	McFadden
1955-56	1-13	0-1	8-3	2-7	2-7	5-3	9-17	.346	86.0	90.8	McFadden
1956-57	3-11	0-1	4-5	5-3	1-7	1-7	7-17	.297	72.5	82.3	Maravich
1957-58	4-10	0-1	4-5	4-5	1-7	3-4	8-16	.333	68.8	71.8	Maravich
1958-59	5-9	0-1	3-6	4-3	2-7	2-6	8-16	.333	56.9	64.2	Maravich
1959-60	4-10	0-1	6-5	4-6	3-6	3-4	10-16	.385	64.2	70.7	Maravich
1960-61	5-9	0-1	5-6	6-4	2-7	2-5	10-16	.385	67.0	70.5	Maravich
1961-62	4-10	2-1	6-4	5-4	5-6	2-5	12-15	.444	72.1	74.6	Maravich
1962-63	5-9	0-1	7-3	7-2	4-7	1-4	12-13	.480	67.4	66.9	Roberts
1963-64	8-6	1-1	4-5	6-4	5-4	2-4	13-12	.520	70.2	69.0	Roberts
1964-65	4-10	0-1	4-4	6-3	1-8	1-4	8-15	.348	74.2	75.7	Roberts
1965-66	8-6	0-1	7-3	7-2	6-6	2-2	15-10	.600	76.9	83.4	Roberts
1966-67	9-5	0-1	8-2	7-2	7-5	3-1	17-8	.680	74.0	70.3	Roberts
1967-68	3-11	0-1	1-8	2-7	2-10	0-3	4-20	.167	71.5	82.2	Roberts
1968-69	2-12	0-1	4-6	4-7	2-8	0-4	6-19	.240	78.8	85.8	Roberts
1969-70	2-12	0-1	5-6	6-5	1-9	0-5	7-19	.269	80.3	90.3	Roberts
1970-71	3-11	0-1	6-5	8-4	0-10	1-3	9-17	.346	58.9	65.9	Locke
1971-72	2-10	0-1	8-5	6-4	2-8	2-4	10-16	.385	63.4	66.1	Locke
1972-73	4-8	0-1	8-5	9-2	2-7	1-5	12-14	.462	69.8	69.4	Locke
1973-74	3-9	0-1	11-2	9-4	3-6	2-2	14-12	.538	68.3	69.3	Locke
1974-75	8-4	1-1	8-6	11-1	4-7	2-3	17-11	.607	80.3	72.1	Locke
1975-76	5-7	1-1	12-2	8-5	7-4	3-1	18-10	.643	83.4	75.1	Foster
1976-77	8-4	1-1	13-1	13-2	6-2	3-2	22-6	.786	86.6	68.9	Foster
1977-78	3-9	0-1	12-2	10-5	2-5	3-2	15-12	.556	82.6	73.7	Foster
1978-79	5-7	0-1	14-2	13-3	3-5	3-2	19-10	.655	72.0	65.6	Foster
1979-80	8-6	1-1	14-2	15-0	2-6	6-3	23-9	.719	80.0	70.2	Foster
1980-81	6-8	0-1	14-2	12-4	5-6	3-1	20-11	.645	75.5	66.8	Foster
1981-82	4-10	0-1	10-3	11-5	2-7	1-2	14-14	.500	69.9	65.2	Foster
1982-83	2-12	0-1	9-7	9-7	1-9	1-4	11-20	.355	75.6	78.0	Foster
1983-84	3-11	0-1	11-2	11-5	3-6	0-3	14-14	.500	74.5	68.1	Foster
1984-85	5-9	0-1	11-3	12-4	3-8	1-1	16-13	.552	75.0	71.0	Ellis
1985-86	3-11	0-1	16-3	14-5	3-8	2-2	19-15	.556	74.9	67.5	Ellis
1986-87	10-4	0-1	15-1	15-2	8-2	2-2	25-6	.806	86.1	71.5	Ellis
1987-88	4-10	0-1	10-4	12-4	0-9	2-2	14-15	.483	74.3	72.0	Ellis
1988-89	7-7	0-1	12-3	13-1	4-8	2-2	19-11	.633	79.8	75.6	Ellis
1989-90	10-4	1-1	13-3	14-0	6-5	4-3	24-8	.750	79.3	69.9	Ellis
1990-91	2-12	0-1	9-4	9-7	0-8	2-2	11-17	.393	73.7	76.7	Ellis
1991-92	4-12	0-1	10-1	12-4	1-8	1-2	14-14	.500	76.6	75.5	Ellis
1992-93	5-11	1-1	11-1	11-5	4-7	2-1	17-13	.567	79.2	76.7	Ellis
1993-94	6-10	1-1	11-5	11-4	4-10	3-2	18-16	.529	75.2	72.9	Ellis
1994-95	5-11	0-1	10-1	11-5	3-7	1-1	15-13	.536	64.1	62.5	Barnes
1995-96	7-9	1-1	10-1	14-2	3-7	1-2	18-11	.621	68.0	63.0	Barnes
1996-97	9-7	0-1	14-2	12-3	6-4	5-3	23-10	.697	68.2	61.5	Barnes
1997-98	7-9	1-1	10-4	11-3	4-7	3-4	18-14	.563	72.2	65.3	Barnes
1998-99	5-11	0-1	15-3	14-3	2-8	4-4	20-15	.571	71.4	64.4	Shyatt
1999-00	4-12	0-1	6-7	7-9	1-7	2-3	10-20	.333	70.0	64.4	Shyatt
2000-01	2-14	1-1	9-4	9-7	1-9	2-3	12-19	.387	74.1	79.7	Shyatt
2001-02	4-12	0-1	9-4	8-8	3-7	2-2	13-17	.433	76.8	75.2	Shyatt
2002-03	5-11	0-1	10-1	13-4	2-8	0-1	15-13	.536	68.4	68.1	Shyatt
2003-04	3-13	0-1	7-4	10-6	0-10	0-1	10-18	.357	65.7	70.9	Purnell
2004-05	5-11	1-1	9-3	10-5	3-8	3-3	16-16	.500	71.7	69.3	Purnell
2005-06	7-9	0-1	12-3	12-4	4-8	3-1	19-13	.594	74.3	67.9	Purnell
2006-07	7-9	0-1	18-1	16-4	6-5	3-2	25-11	.694	73.2	65.7	Purnell
2007-08	10-6	2-1	12-3	14-2	6-5	4-3	24-10	.706	79.2	69.8	Purnell
2008-09	9-7	0-1	14-1	13-3	7-4	3-2	23-9	.719	78.3	68.0	Purnell
2009-10	9-7	0-1	12-3	14-2	5-6	2-3	21-11	.656	73.4	64.5	Purnell
2010-11	9-7	1-1	12-4	15-2	3-7	4-3	22-12	.647	68.5	61.4	Brownell
2011-12	8-8	0-1	8-6	11-5	4-8	1-2	16-15	.516	64.5	60.6	Brownell
2012-13	5-13	0-1	8-4	8-7	3-9	2-2	13-18	.419	61.5	60.1	Brownell
2013-14	10-8	1-1	13-5	16-3	4-7	3-3	23-13	.639	63.5	58.4	Brownell
2014-15	8-10	0-1	8-4	11-6	3-7	2-2	16-15	.516	62.7	62.2	Brownell
2015-16	10-8	0-1	7-5	13-4	3-8	1-2	17-14	.548	69.6	64.5	Brownell
2016-17	6-12	1-1	11-4	11-6	4-7	2-3	17-16	.515	74.8	71.5	Brownell
2017-18	11-7	1-1	11-1	15-1	4-6	6-3	25-10	.714	73.8	65.9	Brownell
2018-19	9-9	0-1	10-3	14-5	4-6	2-3	20-14	.588	68.8	63.9	Brownell
2019-20	9-11	1-0	7-4	11-6	3-8	2-1	16-15	.516	66.5	64.1	Brownell
Total	500-823	21-66	621-250	846-411-1	348-708	150-199	1345-1322-1	.504			22 coaches





# YEARLY ACC RECORD

Year	Home	Away	Neut	Overall	Pct.	Decided by 5 or less
1953-54	0-4	0-4	0-1	0-9	.000	0-1
1954-55	0-7	0-7	0-0	0-14	.000	0-2
1955-56	0-7	1-6	0-0	1-13	.071	1-2
1956-57	3-3	0-6	0-2	3-11	.214	2-1
1957-58	3-3	1-6	0-1	4-10	.285	1-3
1958-59	4-2	1-5	0-2	5-9	.357	2-2
1959-60	2-4	1-5	1-1	4-10	.285	3-2
1960-61	3-3	2-4	0-2	5-9	.357	0-2
1961-62	2-4	2-4	0-2	4-10	.285	2-3
1962-63	4-2	1-5	0-2	5-9	.357	3-3
1963-64	4-2	3-3	1-1	8-6	.571	2-2
1964-65	3-3	1-5	0-2	4-10	.285	1-5
1965-66	5-1	2-4	1-1	8-6	.571	5-3
1966-67	5-1	2-4	2-0	9-5	.643	4-1
1967-68	2-4	1-5	0-2	3-11	.214	2-2
1968-69	2-4	0-6	0-2	2-12	.143	2-2
1969-70	2-4	0-6	0-2	2-12	.143	1-2
1970-71	3-3	0-6	0-2	3-11	.214	3-2
1971-72	2-3	0-5	0-2	2-10	.143	1-4
1972-73	3-2	1-4	0-2	4-8	.333	2-4
1973-74	3-3	0-6	0-0	3-9	.250	1-3
1974-75	6-0	2-4	0-0	8-4	.667	3-3
1975-76	3-3	2-4	0-0	5-7	.417	3-0
1976-77	4-2	4-2	0-0	8-4	.667	4-1
1977-78	2-4	1-5	0-0	3-9	.250	0-4
1978-79	4-2	1-5	0-0	5-7	.417	2-1
1979-80	7-0	1-6	0-0	8-6	.571	1-5
1980-81	4-3	2-5	0-0	6-8	.429	1-2
1981-82	3-4	1-6	0-0	4-10	.285	1-4
1982-83	2-5	0-7	0-0	2-12	.143	1-5
1983-84	4-5	1-6	0-0	3-11	.214	2-4
1984-85	2-3	1-6	0-0	5-9	.357	1-3
1985-86	2-5	1-6	0-0	3-11	.214	1-3
1986-87	5-2	5-2	0-0	10-4	.714	6-1
1987-88	4-3	0-7	0-0	4-10	.285	3-2
1988-89	6-1	1-6	0-0	7-7	.500	4-2
1989-90	7-0	3-4	0-0	10-4	.714	4-3
1990-91	2-5	0-7	0-0	2-12	.142	1-3
1991-92	4-4	0-8	0-0	4-12	.250	2-3
1992-93	3-5	2-6	0-0	5-11	.313	2-2
1993-94	5-3	1-7	0-0	6-10	.375	0-2
1994-95	3-5	2-6	0-0	5-11	.313	3-3
1995-96	6-2	1-7	0-0	7-9	.438	3-3
1996-97	5-3	4-4	0-0	9-7	.563	3-3
1997-98	5-3	2-6	0-0	7-9	.438	2-7
1998-99	5-3	0-8	0-0	5-11	.313	0-3
1999-00	3-5	1-7	0-0	4-12	.250	1-1
2000-01	2-6	0-8	0-0	2-14	.125	1-1
2001-02	3-5	1-7	0-0	4-12	.250	1-2
2002-03	4-4	1-7	0-0	5-11	.313	3-4

MARQUISE REED  
AND THE TIGERS  
OVERCAME A  
12-POINT DEFICIT  
TO BEAT A TOP-25  
FLORIDA TEAM IN  
2017.

## OVERCOMING 10-POINT DEFICITS

Date	Site	Opponent	Down	Time (Half)	Score	Final
2-24-1969	Clemson, S.C.	Virginia	13	9:48 (2)	65-78	92-90
1-19-1970	Clemson, S.C.	Georgia Tech	15	6:00 (1)	24-39	88-78
2-28-1970	Clemson, S.C.	Wake Forest	16	3:57 (1)	35-51	105-95
1-18-1975	Clemson, S.C.	Wake Forest	13	4:23 (1)	28-41	80-77
2-1-1977	Clemson, S.C.	NC State	12	Half	18-30	60-59
1-21-1978	Clemson, S.C.	Virginia	10	9:16 (1)	2-12	^79-70
12-9-1978	Clemson, S.C.	The Citadel	20	9:50 (1)	6-26	71-58
12-29-1978	El Paso, Texas	Texas Tech	14	0:36 (1)	26-40	58-57
1-5-1980	Atlanta, Ga.	Georgia Tech	10	8:10 (1)	6-16	56-48
2-7-1990	College Park, Md.	Maryland	13	4:27 (1)	22-35	75-73
3-8-1980	Ogden, Utah	Brigham Young	13	12:37 (1)	11-24	71-66
12-30-1980	Clemson, S.C.	South Carolina	10	15:24 (1)	4-14	67-65
2-11-1984	Columbia, S.C.	South Carolina	10	5:24 (1)	19-29	61-59
12-1-1984	Clemson, S.C.	South Alabama	14	:15 (1)	2-16	79-69
12-28-1985	Honolulu, Hawaii	Bradley	12	10:12 (1)	6-18	81-76
2-4-1987	College Park, Md.	Maryland	12	8:26 (1)	13-25	80-79
2-14-1987	Charlottesville, Va.	Virginia	10	13:06 (1)	7-17	^94-90
2-18-1987	Clemson, S.C.	Wake Forest	11	7:39 (1)	18-29	87-71
3-16-1989	Boise, Idaho	Saint Mary's	12	3:53 (1)	25-37	83-70
12-6-1989	Greensboro, N.C.	Providence	10	13:07 (1)	9-19	72-71
1-6-1990	Charlottesville, Va.	Virginia	11	4:35 (1)	21-32	76-70
2-12-1990	Clemson, S.C.	NC State	15	6:03 (1)	15-30	89-81
3-17-1990	Hartford, Conn.	La Salle	19	2:21 (1)	22-41	79-75
12-8-1990	Clemson, S.C.	Wisconsin-Green Bay	12	16:52 (2)	31-43	75-68
12-20-1990	Miami, Fla.	Coppin State	11	9:08 (2)	46-57	71-70
2-6-1991	Clemson, S.C.	Maryland	11	9:17 (1)	12-23	73-69
3-2-1991	Clemson, S.C.	Georgia Tech	12	8:56 (1)	14-26	69-62
12-29-1991	El Paso, Texas	Northern Iowa	11	9:52 (1)	34-45	63-60
2-1-1992	Clemson, S.C.	South Carolina	11	5:30 (1)	7-18	55-52
2-4-1993	Atlanta, Ga.	Georgia Tech	10	11:06 (1)	11-21	83-80
12-19-1995	Clemson, S.C.	Minnesota	11	10:10 (1)	11-22	79-66
1-3-1996	Clemson, S.C.	Duke	15	11:32 (2)	26-41	51-48
3-8-1996	Greensboro, N.C.	North Carolina	11	:56 (1)	35-46	75-73
11-15-1996	Indianapolis, Ind.	Kentucky	10	17:32 (2)	34-44	^79-71
12-7-1996	Charlottesville, Va.	Virginia	10	19:28 (2)	19-29	62-52
11-22-1997	Fairbanks, Alaska	Southwest Missouri State	15	5:58 (1)	16-31	71-67
3-6-1998	Greensboro, N.C.	Wake Forest	10	16:33 (2)	39-49	75-56
2-27-2000	Raleigh, N.C.	NC State	10	7:09 (2)	49-59	66-63
12-28-2000	Clemson, S.C.	Charleston Southern	15	13:05 (1)	9-24	88-77
12-30-2000	Myrtle Beach, S.C.	Coastal Carolina	18	6:56 (1)	19-37	81-68
11-24-2001	Clemson, S.C.	Wofford	14	3:02 (1)	27-41	85-82
11-29-2001	State College, Pa.	Penn State	14	10:46 (1)	12-26	79-66
2-23-2002	Clemson, S.C.	Florida State	10	11:15 (1)	8-18	87-78
11-29-2003	Clemson, S.C.	Wofford	10	11:24 (2)	49-59	84-77
12-15-2003	Clemson, S.C.	ETSU	10	10:11 (1)	16-26	^100-84
12-1-2004	Clemson, S.C.	Ohio State	10	2:34 (1)	26-36	80-73
11-11-2006	Norfolk, Va.	Monmouth	12	12:33 (1)	7-19	77-65
3-2-2008	College Park, Md.	Maryland	20	11:21 (2)	39-59	73-70
12-7-2008	Clemson, S.C.	Liberty	12	10:02 (2)	54-66	80-75
12-21-2008	Coral Gables, Fla.	Miami	12	11:23 (1)	9-21	91-72
12-30-2008	Columbia, S.C.	South Carolina	11	15:51 (1)	3-14	98-87
1-29-2009	Blacksburg, Va.	Virginia Tech	15	17:17 (2)	48-63	86-82
2-22-2009	Atlanta, Ga.	Georgia Tech	15	9:28 (1)	10-25	81-73
11-29-2009	Anaheim, Calif.	Butler	11	19:15 (2)	26-37	70-69
2-28-2010	Tallahassee, Fla.	Florida State	13	4:32 (1)	6-19	53-50
12-22-2010	Charleston, S.C.	Coll. of Charleston	11	15:35 (1)	0-11	66-59
1-25-2011	Clemson, S.C.	NC State	19	6:08 (1)	12-31	60-50
2-5-2011	Atlanta, Ga.	Georgia Tech	11	9:18 (1)	8-19	65-56
1-29-2013	Clemson, S.C.	Georgia Tech	10	12:38 (1)	10-20	63-60
11-21-2013	Charleston, S.C.	Temple	12	3:38 (1)	20-32	72-58
12-3-2013	Clemson, S.C.	SC State	10	10:44 (1)	8-18	65-49
1-11-2014	Clemson, S.C.	Duke	10	1:16 (1)	26-36	72-59
1-24-2015	Clemson, S.C.	Wake Forest	12	16:35 (2)	28-40	59-57
1-13-2016	Greenville, S.C.	Duke	12	8:18 (1)	16-28	68-63
12-31-2016	Winston-Salem, N.C.	Wake Forest	13	7:01 (2)	51-64	73-68
11-29-2017	Columbus, Ohio	Ohio State	13	11:43 (1)	11-24	79-65
12-16-2017	Florida	Sunrise, Fla.	12	17:24 (2)	35-47	71-69
1-28-2018	Atlanta, Ga.	Georgia Tech	12	11:17 (1)	12-24	72-70
2-24-2018	Clemson, S.C.	Georgia Tech	11	18:09 (2)	33-44	75-67
11-24-2019	Las Vegas, Nev.	TCU	15	7:39 (2)	37-52	^62-60
1-11-2020	Chapel Hill, N.C.	North Carolina	10	2:08 (2)	58-68	^79-76
1-21-2020	Clemson, S.C.	Wake Forest	10	7:38 (1)	17-27	71-68
1-28-2020	Clemson, S.C.	Syracuse	10	16:26 (2)	35-45	71-70
2-29-2020	Clemson, S.C.	Florida State	10	19:40 (2)	32-42	70-69

^ - one overtime; Note: List only dates to 1968-69 season.

Year	Home	Away	Neut	Overall	Pct.	Decided by 5 or less
2003-04	3-5	0-8	0-0	3-13	.188	2-1
2004-05	3-5	2-6	0-0	5-11	.313	2-3
2005-06	5-3	2-6	0-0	7-9	.438	2-1
2006-07	4-4	3-5	0-0	7-9	.438	4-6
2007-08	7-1	3-5	0-0	10-6	.625	3-3
2008-09	5-3	4-4	0-0	9-7	.563	1-3
2009-10	7-1	2-6	0-0	9-7	.563	2-1
2010-11	7-1	2-6	0-0	9-7	.563	1-3
2011-12	6-2	2-6	0-0	8-8	.500	3-5
2012-13	4-5	1-8	0-0	5-13	.355	2-5
2013-14	6-3	4-5	0-0	10-8	.555	5-4
2014-15	5-4	3-6	0-0	8-10	.444	1-3
2015-16	7-2	3-6	0-0	10-8	.555	3-5
2016-17	4-5	2-7	0-0	6-12	.333	2-8
2017-18	8-1	3-6	0-0	11-7	.611	4-3
2018-19	6-3	3-6	0-0	9-9	.500	1-4
2019-20	6-4	3-7	0-0	9-11	.450	4-3
<b>Totals</b>	<b>268-219</b>	<b>102-378</b>	<b>5-29</b>	<b>375-626</b>	<b>.375</b>	<b>136-187</b>

Note: Regular season games only.

# COMEBACK VICTORIES

Date	Site	Half	Opponent	Margin	Final	Date	Site	Half	Opponent	Margin	Final
2-21-1938	A	16-21	Davidson	-5	35-34	12-8-1990	H	27-34	Wisconsin-Green Bay	-7	75-68
12-17-1938	A	14-19	Catholic	-5	33-30	12-20-1990	N	30-33	Coppin State	-3	71-70
1-7-1939	A	18-23	Georgia	-5	37-30	2-6-1991	H	27-33	Maryland	-6	73-69
1-18-1939	A	24-25	Presbyterian	-1	51-43	3-2-1991	H	31-35	Georgia Tech	-4	69-62
3-1-1939	N	19-21	North Carolina	-2	44-43	2-1-1992	H	20-25	South Carolina	-5	55-52
3-2-1939	N	14-18	Wake Forest	-4	30-28	12-28-1992	N	39-40	Appalachian State	-1	91-73
1-22-1941	H	21-25	Georgia Tech	-4	52-49	1-26-1993	H	32-34	Maryland	-2	82-72
2-18-1941	H	21-29	Wake Forest	-8	54-53	3-3-1993	H	35-41	NC State	-6	92-82
2-20-1945	A	10-19	Furman	-9	34-31	2-17-1994	H	34-35	North Carolina	-1	77-69
12-14-1948	H	20-24	Wofford	-4	49-44	3-17-1994	H	37-41	Southern Mississippi (NIT)	-4	96-85
2-21-1949	H	27-30	Maryland	-3	68-49	1-3-1996	H	22-25	Duke	-3	51-48
12-10-1949	H	21-23	Presbyterian	-2	55-53	1-10-1996	H	32-34	Virginia	-2	89-79
1-14-1950	H	33-40	Davidson	-7	**88-82	2-17-1996	H	23-28	Florida State	-5	67-59
2-21-1950	A	33-35	Virginia Military	-2	83-73	3-8-1996	N	37-46	North Carolina	-9	75-73
2-25-1950	H	32-36	Maryland	-4	70-68	11-15-1996	N	31-37	Kentucky	-6	*79-71
12-18-1950	H	35-38	Georgia	-3	70-69	12-7-1996	A	19-27	Virginia	-8	62-52
2-21-1951	A	34-36	George Washington	-2	82-76	3-16-1997	N	27-30	Tulsa (NCAA)	-3	65-59
2-19-1952	H	35-38	North Carolina	-3	*85-84	11-22-1997	N	30-37	S.W. Missouri State	-7	71-67
1-2-1953	H	31-38	William & Mary	-7	81-71	12-17-1997	H	29-30	South Carolina	-1	62-57
1-4-1954	A	32-36	William & Mary	-4	75-72	2-7-1998	H	28-29	Wake Forest	-1	#71-46
12-29-1955	N	42-44	South Carolina	-2	94-87	3-6-1998	N	32-40	Wake Forest	-8	75-56
1-21-1956	A	51-56	Furman	-5	112-99	12-16-1999	H	26-27	South Carolina	-1	61-58
2-21-1957	A	42-44	Furman	-2	91-79	2-27-2000	A	26-32	NC State	-6	66-63
12-10-1957	H	30-34	NC State	-4	63-59	12-28-2000	H	42-45	Charleston Southern	-3	87-77
1-4-1958	H	32-36	Maryland	-4	73-66	12-30-2000	A	28-41	Coastal Carolina	-13	81-68
1-7-1960	H	32-33	Davidson	-1	74-63	2-18-2001	H	30-35	North Carolina	-5	75-65
12-2-1961	H	45-46	Virginia Military	-1	87-84	3-8-2001	N	27-30	Florida State	-3	66-64
3-2-1962	N	30-38	Duke	-8	77-72	11-24-2001	H	34-45	Wofford	-11	85-82
1-26-1963	H	43-47	Furman	-4	74-73	11-28-2001	A	34-44	Penn State	-10	79-66
2-2-1963	H	34-36	Wake Forest	-2	71-70	12-14-2002	H1	27-29	Gardner-Webb	-2	71-61
2-8-1964	A	22-28	NC State	-6	66-52	1-18-2003	H	42-43	Virginia	-1	78-77
2-1-1966	A	36-40	Wake Forest	-4	72-71	2-15-2003	H	32-37	North Carolina	-5	80-77
2-19-1966	N	35-39	NC State	-4	*76-74	11-29-2003	H	37-41	Wofford	-4	84-77
2-24-1969	H	41-49	Virginia	-8	92-90	12-1-2004	H	35-36	Ohio State	-1	80-73
1-19-1970	H	45-50	Georgia Tech	-5	88-78	12-21-2005	N	27-31	Akron	-4	66-59
2-28-1970	H	43-56	Wake Forest	-13	105-95	1-21-2006	A	38-43	Georgia Tech	-5	73-63
12-19-1970	N	28-29	Southern Methodist	-1	67-51	3-4-2006	H	34-37	Georgia Tech	-3	95-82
2-23-1971	H	22-23	Maryland	-1	*51-45	11-11-2006	N	36-37	Monmouth	-1	77-65
1-8-1972	H	31-34	Maryland	-3	63-61	1-6-2007	H	29-34	Georgia Tech	-5	75-74
3-1-1972	H	20-22	Duke	-2	59-40	11-27-2007	H	23-26	Purdue	-3	61-58
11-28-1972	H	37-39	Georgia Tech	-2	86-77	12-21-2007	N	40-41	DePaul	-1	90-74
12-8-1973	N	33-39	Duquesne	-6	71-66	1-22-2008	H	31-32	Wake Forest	-1	*80-75
12-29-1973	A	31-44	Furman	-13	73-67	3-2-2008	A	25-37	Maryland	-12	73-70
12-4-1974	H	31-32	Furman	-1	82-69	3-15-2008	N	30-31	Duke	-1	78-74
1-18-1975	H	36-45	Wake Forest	-9	80-77	12-2-2008	A	32-40	Illinois	-8	76-74
1-22-1975	H	48-50	Maryland	-2	83-82	12-7-2008	H	35-42	Liberty	-7	80-75
1-25-1975	A	34-36	Virginia	-2	74-64	1-29-2009	A	44-53	Virginia Tech	-9	86-82
3-6-1975	N	39-41	Duke	-2	78-76	2-10-2009	A	35-39	Boston College	-4	87-77
12-3-1975	A	32-39	Furman	-7	*92-86	11-29-2009	N	26-33	Butler	-7	70-69
1-17-1976	A	45-46	Wake Forest	-1	86-81	2-28-2010	A	19-21	Florida State	-2	53-50
3-4-1976	N	29-33	Wake Forest	-4	76-63	12-22-2010	A	26-29	College of Charleston	-3	66-59
1-12-1977	A	35-37	Duke	-2	*80-73	1-25-2011	H	29-34	NC State	-5	60-50
2-1-1977	H	18-30	NC State	-12	60-59	12-23-2011	N	24-31	Southern Illinois	-7	*83-75
2-3-1977	H	32-33	Cleveland State	-1	77-55	1-1-2012	H	28-32	East Tennessee State	-4	65-58
3-3-1977	N	35-36	Duke	-1	82-74	11-21-2013	N	31-34	Temple	-3	72-58
11-30-1977	N	46-47	Furman	-1	101-83	1-11-2014	H	31-37	Duke	-6	72-59
1-21-1978	H	29-32	Virginia	-3	*79-70	2-1-2014	A	17-20	Florida State	-3	53-49
12-6-1978	A	34-35	South Carolina	-1	70-65	2-18-2014	H	32-33	NC State	-1	73-56
12-9-1978	H	32-34	The Citadel	-2	71-58	2-22-2014	A	23-29	Georgia Tech	-6	63-55
12-16-1978	H	30-31	Western Carolina	-1	71-56	3-13-2014	N	27-29	Georgia Tech	-2	*69-65
12-29-1978	N	28-40	Texas Tech	-12	58-57	11-24-2014	N	30-31	LSU	-1	64-61
1-13-1979	H	29-34	Wake Forest	-5	**71-66	1-24-2015	H	27-33	Wake Forest	-6	59-57
1-9-1980	H	41-43	Duke	-2	**87-82	11-19-2015	H	31-33	Texas Southern	-2	76-56
2-6-1980	H	35-38	Wake Forest	-3	86-69	1-13-2016	H	33-35	Duke	-2	68-63
3-8-1980	N	38-42	Brigham Young (NCAA)	-4	71-66	1-16-2016	H	32-34	Miami	-2	76-65
3-13-1980	N	33-36	Lamar (NCAA)	-3	74-66	2-2-2016	A	20-28	Wake Forest	-8	76-62
12-19-1980	N	26-30	Illinois State	-4	67-56	2-17-2016	H	31-34	Boston College	-3	65-54
2-5-1983	H	32-35	Baptist	-3	81-60	11-30-2016	H	27-31	Nebraska	-4	60-58
12-3-1983	H	36-37	South Carolina	-1	72-71	12-31-2016	A	31-36	Wake Forest	-5	73-68
1-9-1984	H	37-39	NC State	-2	63-61	1-28-2017	A	31-36	Pittsburgh	-5	67-60
12-15-1984	H	36-40	Middle Tennessee State	-4	81-75	3-1-2017	H	37-38	NC State	-1	78-74
12-7-1985	H	30-34	South Carolina	-4	*73-66	11-29-2017	A	30-37	Ohio State	-7	79-65
12-28-1985	N	27-31	Bradley	-4	81-76	12-16-17	N	33-40	Florida	-7	71-69
1-25-1985	A	18-23	Wake Forest	-5	46-43	1-28-18	A	36-38	Georgia Tech	-2	72-70
2-15-1986	H	23-24	Maryland	-1	70-60	2-24-18	H	33-37	Georgia Tech	-4	75-67
2-17-1986	H	32-34	Furman	-2	75-57	3-9-19	H	24-31	Syracuse	-7	67-55
1-20-1987	A	32-33	Georgia Tech	-1	67-66	11-24-19	N	23-25	TCU	-2	*62-60
2-14-1987	A	39-41	Virginia	-2	*94-90	1-11-20	A	29-39	North Carolina	-10	*79-76
3-2-1988	H	40-42	Duke	-2	79-77	1-21-20	H	31-37	Wake Forest	-6	71-68
3-1-1989	H	35-42	Duke	-7	79-74	1-28-20	H	33-35	Syracuse	-2	71-70
3-4-1989	H	28-31	Georgia Tech	-3	*81-79	2-29-20	H	32-39	Florida State	-7	70-69
3-16-1989	N	33-39	Saint Mary's (NCAA)	-6	83-70	3-11-20	N	21-23	Miami (Fla.)	-2	69-64
11-25-1989	N	33-35	Stetson	-2	74-61	<b>Note:</b> List of games over the years when Clemson trailed at halftime and came back to win the game;					
1-9-1990	A	32-39	Virginia	-7	76-70	* - overtime; \$ - largest halftime deficit Clemson overcame to gain a victory; # - largest margin of victory					
2-7-1990	H	32-37	Maryland	-5	75-73	after trailing at halftime; H1 - Anderson, S.C.					
2-12-1990	H	34-35	NC State	-1	89-81						
2-28-1990	H	51-53	Duke	-2	97-93						
3-17-1990	N	\$27-43	La Salle (NCAA)	-16	79-75						





# TOP-25 WINS

## CLEMSON'S ALL-TIME VICTORIES OVER NATIONALLY-RANKED TEAMS

Date	Opponent	Score	Margin	AP-Coaches	Site	Date	Opponent	Score	Margin	AP-Coaches	Site
12-11-1956	NC State	*96-94	+2	8-12	Clemson	2-4-1993	Georgia Tech	83-80	+3	22-22	Atlanta, Ga.
12-10-1957	NC State	63-59	+4	12-NR	Clemson	2-24-1993	Wake Forest	76-74	+2	12-12	Clemson
1-4-1958	Maryland	73-66	+7	7-7	Clemson	3-12-1993	Florida State	87-75	+12	10-11	Charlotte, N.C.
3-2-1962	Duke	77-72	+5	8-6	Raleigh, N.C.	12-30-1993	Oklahoma St.	68-65	+3	20-19	Honolulu, Hawaii
2-14-1967	Duke	73-68	+5	NR-14	Clemson	2-17-1994	North Carolina	77-69	+8	2-4	Clemson
2-18-1967	North Carolina	92-88	+4	4-3	Charlotte, N.C.	1-4-1995	Duke	75-70	+5	11-9	Durham, N.C.
1-28-1971	Virginia	45-44	+1	15-NR	Clemson	1-3-1996	Duke	51-48	+3	19-20	Clemson
1-8-1972	Maryland	63-61	+2	12-10	Clemson	1-21-1996	Wake Forest	55-41	+14	6-6	Clemson
1-22-1975	Maryland	83-82	+1	3-4	Clemson	1-30-1996	Georgia Tech	73-70	+3	25-NR	Clemson
2-1-1975	North Carolina	80-72	+8	10-11	Clemson	3-8-1996	North Carolina	75-73	+2	20-20	Greensboro, N.C.
2-22-1975	NC State	92-70	+22	4-4	Clemson	11-15-1996	Kentucky	*79-71	+8	3-4	Indianapolis, Ind.
1-17-1976	Wake Forest	86-81	+5	5-5	Winston-Salem, N.C.	12-7-1996	Virginia	62-52	+10	25-NR	Charlottesville, Va.
1-21-1976	Maryland	82-77	+5	2-3	College Park, Md.	1-7-1997	Duke	*86-82	+4	10-9	Clemson
2-21-1976	NC State	103-90	+13	12-15	Clemson	1-15-1997	Maryland	67-63	+4	11-12	College Park, Md.
1-19-1977	Maryland	93-71	+22	13-18	Clemson	2-8-1997	Maryland	80-68	+12	7-9	Clemson
1-29-1977	North Carolina	93-73	+20	19-NR	Clemson	12-4-1997	Maryland	*78-65	+13	23-NR	Clemson
2-8-1977	Wake Forest	70-66	+4	4-6	Winston-Salem, N.C.	12-17-1997	South Carolina	62-57	+5	6-6	Clemson
1-21-1978	Virginia	*79-70	+9	13-14	Clemson	1-13-1998	Florida State	86-65	+21	17-16	Clemson
2-8-1978	Wake Forest	91-81	+10	14-16	Clemson	2-4-1999	North Carolina	78-63	+15	9-9	Clemson
2-15-1978	Virginia	63-55	+8	17-16	Charlottesville, Va.	1-26-2000	NC State	59-42	+17	21-25	Clemson
1-27-1979	North Carolina	66-61	+5	2-2	Clemson	2-18-2001	North Carolina	75-65	+10	1-1	Clemson
1-30-1979	NC State	85-72	+13	20-19	Clemson	1-8-2002	Virginia	68-52	+16	7-5	Clemson
2-21-1979	Duke	70-49	+21	6-7	Clemson	2-13-2002	Wake Forest	**118-115	+3	19-17	Clemson
1-2-1980	North Carolina	93-76	+17	6-4	Clemson	1-31-2004	North Carolina	81-72	+9	12-15	Clemson
1-9-1980	Duke	*87-82	+5	1-1	Clemson	2-18-2004	NC State	60-55	+5	13-18	Clemson
1-19-1980	Virginia	88-68	+20	12-15	Clemson	2-1-2005	Maryland	88-73	+15	22-24	Clemson
2-9-1980	Maryland	90-81	+9	7-5	Clemson	3-4-2007	Virginia Tech	75-74	+1	21-21	Blacksburg, Va.
2-16-1980	NC State	78-70	+8	NR-20	Clemson	3-15-2008	Duke	78-74	+4	7-7	Charlotte, N.C.
3-8-1980	Brigham Young	71-66	+5	12-12	Ogden, Utah	2-4-2009	Duke	74-47	+27	4-3	Clemson
12-29-1980	Indiana	58-57	+1	15-16	Honolulu, Hawaii	11-29-2009	Butler	70-69	+1	12-10	Anaheim, Calif.
2-18-1981	Wake Forest	81-71	+10	5-5	Clemson	1-13-2010	North Carolina	83-64	+19	12-13	Clemson
1-9-1984	NC State	63-61	+2	12-12	Clemson	1-29-2011	Florida State	62-44	+18	22-NR	Clemson
2-29-1984	Duke	77-76	+1	15-18	Durham, N.C.	2-14-2012	Virginia	60-48	+12	22-22	Clemson
1-8-1985	Georgia Tech	90-87	+9	8-7	Atlanta, Ga.	1-11-2014	Duke	72-59	+13	16-13	Clemson
1-30-1985	North Carolina	52-50	+2	11-14	Clemson	12-7-2014	Arkansas	*68-65	+3	18-21	Clemson
2-17-1985	Maryland	71-64	+7	20-19	Clemson	1-10-2016	Louisville	66-62	+4	16-16	Greenville, S.C.
1-7-1987	NC State	73-69	+4	18-20	Clemson	1-13-2016	Duke	68-63	+5	9-6	Greenville, S.C.
3-2-1988	Duke	79-77	+2	9-9	Clemson	1-16-2016	Miami	76-65	+11	8-9	Greenville, S.C.
3-5-1988	Georgia Tech	*97-94	+3	13-15	Clemson	1-27-2016	Pittsburgh	73-60	+13	NR-23	Greenville, S.C.
2-1-1989	North Carolina	85-82	+3	3-2	Clemson	12-21-2016	South Carolina	62-60	+2	22-20	Columbia, S.C.
3-1-1989	Duke	79-74	+5	9-8	Clemson	12-16-2017	Florida	71-69	+2	22-22	Sunrise, Fla.
3-4-1989	Georgia Tech	81-79	+2	25-NR	Clemson	1-13-2018	Miami	72-63	+9	18-19	Clemson, S.C.
3-16-1989	St. Mary's	83-70	+13	22-NR	Boise, Idaho	1-30-2018	North Carolina	82-78	+4	19-17	Clemson, S.C.
1-25-1990	Georgia Tech	91-90	+1	13-11	Clemson	3-18-2018	Auburn	84-53	+31	19-21	San Diego, Calif.
2-28-1990	Duke	97-93	+4	5-4	Clemson	2-9-2019	Virginia Tech	59-51	+8	11-10	Clemson, S.C.
3-17-1990	La Salle	79-75	+4	12-13	Hartford, Conn.	1-14-2020	Duke	79-72	+7	3-3	Clemson, S.C.
3-2-1991	Georgia Tech	69-62	+7	NR-21	Clemson	2-15-2020	Louisville	77-62	+15	5-5	Clemson, S.C.
2-5-1992	Georgia Tech	*95-78	+17	24-20	Clemson	2-29-2020	Florida State	70-69	+1	6-6	Clemson, S.C.
2-18-1992	Florida State	68-67	+1	16-16	Clemson						

\* - overtime; 2015-16 games in Greenville are considered home games.

GABE DeVOE WAS  
BRILLIANT IN THE 2018  
NCAA TOURNAMENT WIN  
OVER AUBURN WITH 22  
POINTS, FIVE REBOUNDS  
AND FIVE ASSISTS. HE  
FINISHED 8-FOR-13 FROM  
THE FLOOR AND 6-FOR-9  
FROM THREE.

# OVERTIME GAMES

Year	Opponent	Site	OTs	Score	WL	Year	Opponent	Site	OTs	Score	WL
1923-24	Presbyterian	A	1	17-20	L	1966-67	^Miami (Fla.)	N	1	73-64	W
1924-25	Newberry	H	1	20-21	L		Virginia	A	1	102-88	W
1925-26	New Orleans Y	A	1	23-24	L		*Wake Forest	N	1	61-63	L
1927-28	South Carolina	A	2	48-46	W	1967-68	Maryland	H	1	94-93	W
1928-29	Erskine	A	1	37-41	L		Furman	A	1	64-66	L
	South Carolina	A	1	24-27	L	1968-69	Wake Forest	H	2	104-112	L
	The Citadel	H	1	35-33	W	1970-71	Indiana State	H	1	91-87	W
1929-30	Vanderbilt	A	2	48-42	W		+NC State	N	1	57-64	L
	The Citadel	H	1	38-35	W		Maryland	H	1	51-45	W
1931-32	South Carolina	A	1	24-22	W	1971-72	Purdue	H	1	72-66	W
1934-35	Georgia	H	1	43-44	L		Indiana State	A	1	82-77	W
1935-36	North Carolina	H	1	34-35	L	1973-74	Purdue	A	1	81-80	W
	NC State	A	1	31-32	L		The Citadel	H	1	62-58	W
1936-37	Florida	A	1	31-30	W	1974-75	*North Carolina	N	1	71-76	L
	Georgia	H	1	35-36	L	1975-76	%Austin Peay	H	1	81-87	L
	Furman	A	1	40-34	W		Furman	A	1	92-86	W
	South Carolina	A	1	30-32	L		Duke	H	1	102-93	W
	NC State	H	1	40-41	L	1976-77	Duke	A	1	80-73	W
1937-38	NC State	H	1	31-33	L	1977-78	North Carolina	H	1	77-79	L
1939-40	North Carolina	H	1	31-39	L		Wake Forest	N	1	90-91	L
	Duke	H	1	37-39	L		Virginia	H	1	79-70	W
1940-41	Georgia Tech	A	1	52-49	W	1978-79	Wake Forest	H	2	71-66	W
1944-45	The Citadel	H	1	39-41	L		++Kentucky	A	1	68-67	W
1945-46	NC State	A	1	46-51	L		++Old Dominion	H	2	59-61	L
1949-50	Furman	A	1	55-56	L	1979-80	Duke	H	1	87-82	W
	Davidson	H	2	88-82	W		Duke	A	1	82-87	L
1950-51	Wake Forest	A	1	72-73	L	1980-81	**Louisiana Tech	N	1	50-49	W
	Maryland	A	1	50-54	L		**Hawaii	A	1	75-71	W
1951-52	Presbyterian	A	1	78-76	W		Maryland	H	1	62-68	L
	Wake Forest	H	1	85-84	W		Duke	H	1	54-52	W
1955-56	North Carolina	H	2	99-103	L	1981-82	Duke	A	3	72-73	L
1956-57	NC State	H	1	96-94	W	1982-83	\$Texas A&M	N	2	82-79	W
	Furman	H	1	80-77	W		Virginia	H	1	83-85	L
	Virginia	H	1	84-81	W	1983-84	%Marquette	H	1	66-61	W
1957-58	Virginia	H	2	85-88	L		Wake Forest	H	1	72-76	L
	Furman	A	1	95-102	L		South Carolina	A	1	61-59	W
1958-59	South Carolina	A	1	58-56	W		Maryland	H	3	65-66	L
1959-60	Davidson	A	1	66-60	W	1984-85	Tennessee Tech	H	1	67-68	L
	Furman	A	2	85-83	W		Furman	A	1	55-53	W
1960-61	Maryland	A	1	80-82	L	1985-86	South Carolina	H	1	73-66	W
1961-62	Virginia	H	1	70-68	W	1985-86	NC State	H	1	69-73	L
	Florida State	A	1	82-77	W	1986-87	Wake Forest	A	1	91-88	W
1963-64	North Carolina	H	2	66-64	W		Duke	H	1	103-105	L
	Georgia	A	1	83-81	W		Virginia	A	1	94-90	W
1963-64	+North Carolina	N	2	97-90	W	1987-88	Georgia Tech	H	2	97-94	W
	+NC State	N	1	43-45	L	1988-89	Georgia Tech	H	1	81-79	W
1964-65	Maryland	H	2	65-67	L	1990-91	Wake Forest	H	1	88-93	L
1965-66	+NC State	N	1	76-74	W	1991-92	Georgia Tech	H	1	95-78	W
						1992-93	South Carolina	A	1	89-84	W
1995-96	Miami (Fla.)	A	1	66-52	W						
1996-97	&Kentucky	N	1	79-71	W						
	Duke	H	1	86-82	W						
	!Minnesota	N	2	84-90	L						
1997-98	Maryland	H	1	78-65	W						
	NC State	H	1	80-82	L						
	Virginia	A	1	74-78	L						
1998-99	Maryland	H	1	79-81	L						
	*Florida State	N	1	85-87	L						
2000-01	Washington	N	1	76-77	L						
	Florida State	A	1	84-88	L						
2001-02	Wake Forest	H	2	118-115	W						
	*Florida State	N	1	84-91	L						
2003-04	ETSU	H	1	100-86	W						
	*Virginia	N	1	79-83	L						
2004-05	South Carolina	A	1	63-62	W						
2005-06	Wake Forest	H	1	74-73	W						
	NC State	H	2	85-94	L						
	Virginia Tech	H	1	74-75	L						
	Wake Forest	A	1	68-74	L						
2006-07	Miami (Fla.)	H	1	74-70	W						
2007-08	North Carolina	H	1	88-90	L						
	Florida State	H	2	97-85	W						
	Wake Forest	H	1	80-75	W						
	North Carolina	A	2	93-103	L						
2008-09	Virginia	A	1	81-85	L						
2010-11	#Seton Hall	N	1	64-58	W						
	*North Carolina	N	1	87-92	L						
2011-12	&So. Illinois	N	1	83-75	W						
	NC State	H	1	72-69	W						
2013-14	Notre Dame	A	2	64-68	L						
	Maryland	H	2	77-73	W						
	Pittsburgh	H	1	68-73	L						
	*Georgia Tech	N	1	69-65	W						
2014-15	Arkansas	H	1	68-65	W						
	Georgia Tech	H	1	70-63	W						
2015-16	Syracuse	A	1	74-73	W						
	*Georgia Tech	N	1	85-88	L						
2016-17	North Carolina	H	1	86-89	L						
2017-18	Louisville	H	1	74-69	W						
	Florida State	A	1	79-81	L						
2019-20	@TCU	N	1	62-60	W						
	Miami	H	1	68-73	L						
	North Carolina	A	1	79-76	W						

**Note:** Clemson is 73-64 overall, 36-31 at home, 25-18 at Littlejohn;  
+ - North-South Doubleheader; ^ - Volunteer Classic; \* - ACC  
Tournament; % - IPTAY Tournament; ++ - NIT; \*\* - Rainbow Classic;  
\$ - Alaska Shootout; & - BCA Classic; ! - NCAA Midwest Regional; # -  
Paradise Jam; & - Diamond Head Classic; @ - Las Vegas Main Event

K.J. McDANIELS POSTED 26  
POINTS, 14 REBOUNDS AND SIX  
BLOCKS IN A DOUBLE OVERTIME  
WIN OVER MARYLAND IN 2014.



# LARGEST VICTORY MARGINS

## OVERALL

Date	Opponent	Site	Score	Mar
12-17-1986	Armstrong State	H	112-39	+73
2-9-1912	Butler Guards	N1	78-6	+72
12-13-1980	Illinois Tech	H	108-41	+67
2-26-1977	Roanoke	H	120-56	+64
11-27-1977	Texas Christian	H	125-62	+63
2-19-1916	Erskine	H	72-13	+59
12-16-1986	Prairie View A&M	H	103-45	+58
1-15-1990	Georgia State	H	117-59	+58
12-4-1976	Georgia Southern	H	110-55	+55
12-11-1976	Tennessee Tech	H	133-78	+55
11-26-76	Yale	H	104-50	+54
12-16-1980	West Virginia Tech	H	124-70	+54
1-12-1987	Fla. International	H	108-55	+53
12-29-1987	Delaware State	N4	95-42	+53
11-19-2008	Wofford	H	93-40	+53
2-23-1946	The Citadel	H	76-24	+52
12-16-1977	Biscayne	N2	94-42	+52
12-28-1977	Boston College	N3	128-76	+52
12-29-1987	Fla. International	N5	98-47	+51
1-18-1913	Furman	H	69-19	+50
1-18-1930	Newberry	H	59-9	+50
2-9-1949	Presbyterian	H	79-29	+50
12-19-1984	Baylor	H	102-52	+50
11-26-1985	Wagner	H	105-55	+50

N1 - Greenville, S.C.; N2 - Miami, Fla.; N3 - Milwaukee, Wis.; N4 - Little Rock, Ark.; N5 - Tampa, Fla.

## HOME

Date	Opponent	Site	Score	Mar
12-17-1986	Armstrong State	H	112-39	+73
12-13-1980	Illinois Tech	H	108-41	+67
2-26-1977	Roanoke	H	120-56	+64
11-27-1977	Texas Christian	H	125-62	+63
1-18-1930	Newberry	H	69-9	+60
2-19-1916	Erskine	H	72-13	+59
12-16-1986	Prairie View A&M	H	103-45	+58
1-15-1990	Georgia State	H	117-59	+58
12-4-1976	Georgia Southern	H	110-55	+55
12-11-1976	Tennessee Tech	H	133-78	+55
11-26-1976	Yale	H	104-50	+54
12-16-1980	West Virginia Tech	H	124-70	+54
1-12-1987	Fla. International	H	108-55	+53
11-19-2008	Wofford	H	93-40	+53
2-23-1946	The Citadel	H	76-24	+52
1-18-1913	Furman	H	69-19	+50
2-9-1949	Presbyterian	H	79-29	+50
12-19-1984	Baylor	H	102-52	+50
11-26-1985	Wagner	H	105-55	+50

## IN LITTLEJOHN COLISEUM

Date	Opponent	Site	Score	Mar
12-17-1986	Armstrong State	H	112-39	+73
12-13-1980	Illinois Tech	H	108-41	+67
2-26-1977	Roanoke	H	120-56	+64
11-27-1977	Texas Christian	H	125-62	+63
12-16-1986	Prairie View A&M	H	103-45	+58
1-15-1990	Georgia State	H	117-59	+58
12-4-1976	Georgia Southern	H	110-55	+55
12-11-1976	Tennessee Tech	H	133-78	+55
11-26-1976	Yale	H	104-50	+54
12-16-1980	West Virginia Tech	H	124-70	+54
1-12-1987	Fla. International	H	108-55	+53
11-19-2008	Wofford	H	93-40	+53
12-19-1984	Baylor	H	102-52	+50
11-26-1985	Wagner	H	105-55	+50

## AWAY

Date	Opponent	Site	Score	Mar
2-1-1919	Atlanta Athletic Club	A	60-11	+49
2-18-1933	Presbyterian	A	55-6	+49
2-6-1956	The Citadel	A	114-69	+45
11-17-2009	Liberty	A	79-39	+40
2-18-1921	College of Charleston	A	49-12	+37
2-23-1946	Presbyterian	A	56-18	+36
2-9-1912	Furman	A	46-12	+34
1-30-1982	The Citadel	A	88-56	+32
12-30-1987	Arkansas-LR	A	76-44	+32
12-17-1931	Newberry	A	40-9	+31
2-7-2008	Virginia	A	82-51	+31
12-28-2002	Hartford	A	78-48	+30
2-15-1998	Florida State	A	78-49	+29

## NEUTRAL SITE

Date	Opponent	Site	Score	Mar
2-9-1912	Butler Guards	N1	78-6	+72
12-29-1987	Delaware State	N5	95-42	+53
12-16-1977	Biscayne	N2	94-42	+52
12-28-1977	Boston College	N3	128-76	+52
12-29-1987	Fla. International	N6	98-47	+51



THE TIGERS EARNED THEIR LARGEST MARGIN OF VICTORY IN THE NCAA TOURNAMENT BY DEFEATING AUBURN 84-53 IN 2018.

Date	Opponent	Site	Score	Mar
12-30-1978	Boston Univ.	N4	100-55	+45
12-19-2005	PR-Mayaguez	N7	101-60	+41
11-10-2006	Arkansas State	N8	83-44	+39
12-19-1975	Middle Tennessee	N2	82-46	+36

N1 - Greenville, S.C.; N2 - Knoxville, Tenn.; N3 - Milwaukee, Wis.; N4 - Jacksonville, Fla.; N5 - Little Rock, Ark.; N6 - Tampa, Fla.; N7 - San Juan, Puerto Rico; N8 - Norfolk, Va.

## ACC

Date	Opponent	Site	Score	Mar
2-15-1975	Duke	H	100-66	+34
3-14-2008	Boston College	N	82-48	+34
2-14-1999	Florida State	H	78-45	+33
2-7-2008	Virginia	A	82-51	+31
2-15-1998	Florida State	A	78-49	+29
2-17-2009	Maryland	H	93-64	+29
2-28-1999	Georgia Tech	H	92-64	+28
1-9-1965	Virginia	H	99-72	+27
1-6-1986	Wake Forest	H	91-64	+27
2-4-2009	Duke	H	74-47	+27
1-4-1964	Wake Forest	A	87-61	+26
2-12-2000	Florida State	H	84-58	+26
2-25-2006	Virginia	H	90-64	+26
2-14-1973	Wake Forest	H	86-61	+25
2-28-1973	Duke	H	75-50	+25
2-7-1998	Wake Forest	H	71-46	+25
1-12-2011	Georgia Tech	H	87-62	+25

## ACC HOME

Date	Opponent	Site	Score	Mar
2-15-1975	Duke	H	100-66	+34
2-14-1999	Florida State	H	78-45	+33
2-17-2009	Maryland	H	93-64	+29
2-28-1999	Georgia Tech	H	92-64	+28
1-9-1965	Virginia	H	99-72	+27
1-6-1986	Wake Forest	H	91-64	+27
2-4-2009	Duke	H	74-47	+27
2-12-2000	Florida State	H	84-58	+26
2-25-2006	Virginia	H	90-64	+26
2-14-1973	Wake Forest	H	86-61	+25
2-28-1973	Duke	H	75-50	+25
2-7-1998	Wake Forest	H	71-46	+25
1-12-2011	Georgia Tech	H	87-62	+25

## ACC ROAD

Date	Opponent	Site	Score	Mar
2-7-2008	Virginia	A	82-51	+31
2-15-1998	Florida State	A	78-49	+29
1-4-1964	Wake Forest	A	87-61	+26
1-21-1981	Georgia Tech	A	72-48	+24
2-6-2019	Georgia Tech	A	65-42	+23
2-24-1961	Virginia	A	85-63	+22
2-11-2012	Wake Forest	A	78-58	+20
3-2-1994	NC State	A	82-63	+19
12-21-2008	Miami (Fla.)	A	91-72	+19
2-21-2012	Georgia Tech	A	56-37	+19
2-12-1975	Wake Forest	A	71-54	+17
2-28-1964	NC State	A	66-52	+14
1-14-1967	Virginia	A	*102-88	+14
2-21-1990	Wake Forest	A	89-75	+14

\*Overtime

## ACC TOURNAMENT

Date	Opponent	Site	Score	Mar
3-14-2008	Boston College	N4	82-48	+34
3-11-2011	Boston College	N2	70-47	+23
3-1-1962	NC State	N1	67-46	+21
3-6-1998	Wake Forest	N2	75-56	+19
3-5-1964	Maryland	N1	81-67	+14
3-4-1976	Wake Forest	N3	76-63	+13
3-10-1994	NC State	N4	76-63	+13
3-12-1993	Florida State	N4	87-75	+12
3-3-1990	Wake Forest	N4	79-70	+9

N1 - Raleigh, N.C.; N2 - Greensboro, N.C.; N3 - Landover, Md.; N4 - Charlotte, N.C.

## POST SEASON

Date	Opponent	Trn	Site	Score	Mar
3-18-2018	Auburn	NCAA	N4	84-53	+31
3-19-2007	Ole Miss	NIT	H	89-68	+21
3-10-1999	Georgia	NIT	H	77-57	+20
3-18-1999	Butler	NIT	H	89-69	+20
3-13-1986	Middle Tennessee	NIT	H	99-81	+18
3-15-2011	UAB	NCAA	N3	70-52	+18
3-21-1994	West Virginia	NIT	A	96-79	+17
3-15-2006	Louisiana Tech	NIT	H	69-53	+16
3-16-1989	St. Mary's	NCAA	N1	83-70	+13
3-17-1986	Georgia	NIT	A	77-65	+12
3-18-1993	Auburn	NIT	H	84-72	+12
3-14-1997	Miami (Ohio)	NCAA	N2	68-56	+12

N1 - Boise, Idaho; N2 - Kansas City, Mo.; N3 - Dayton, Ohio; N4 - San Diego, Calif.

# AGAINST ALL COMPETITION

Opponent	First Meeting	Last Meeting	Home	Away	Neutral	Overall
Air Force	2006-07	2006-07			1-0	1-0
Akron	2005-06	2005-06			1-0	1-0
<b>Alabama</b>	<b>1929-30</b>	<b>2016-17</b>	<b>2-2</b>	<b>3-0</b>	<b>2-2</b>	<b>7-4</b>
Alabama A&M	2019-20	2019-20	1-0			1-0
Alabama-Birmingham (UAB)	1992-93	2010-11		0-1	1-1	1-2
Alabama State	2011-12	2011-12	1-0			1-0
American	1977-78	1977-78	1-0			1-0
American-Puerto Rico	1989-90	1989-90		1-0		1-0
Appalachian State	1974-75	2006-07	7-1		2-0	9-1
Arizona	1988-89	2012-13	0-1	0-1	0-1	0-3
Arkansas	1961-62	2014-15	1-0	0-1	0-1	1-2
Arkansas-Little Rock	1981-82	1986-87	1-0	1-0		2-0
Arkansas-Pine Bluff	1998-99	1998-99	1-0			1-0
Arkansas State	2006-07	2006-07			1-0	1-0
Armstrong State	1986-87	1986-87	1-0			1-0
Army	1962-63	1993-94			2-0	2-0
Asheville	1946-47	1946-47	1-0			1-0
Atlanta Athletic	1918-19	1928-29	1-1			1-1
Atlantic Agriculture	1912-13	1913-14		0-2	0-2	0-2
Auburn	1919-20	2017-18	5-4	4-7	4-4	13-15
Augusta State	1984-85	1987-88	2-0			2-0
Austin Peay State	1975-76	1981-82	1-1		0-1	1-2
Baltimore	1939-40	1980-81	1-0	0-1		1-1
Baylor	1963-64	1983-84	1-0		0-2	1-2
Belmont	2013-14	2013-14	1-0			1-0
Bethune-Cookman	1985-86	2005-06	2-0			2-0
Biscayne	1974-75	1977-78	3-0	1-0		4-0
<b>Boston College</b>	<b>1975-76</b>	<b>2019-20</b>	<b>9-1</b>	<b>5-6</b>	<b>5-0</b>	<b>19-7</b>
Boston University	1977-78	1986-87	1-0		1-0	2-0
Bowling Green	1981-82	1981-82	1-0			1-0
Bradley	1985-86	1985-86			1-0	1-0
Brigham Young	1979-80	1989-90			2-0	2-0
Brown	1978-79	1978-79	1-0			1-0
Bucknell	1957-58	1982-83	1-0		1-0	2-0
Buffalo	1976-77	1976-77	1-0			1-0
Buffalo State	1978-79	1978-79	1-0			1-0
Butler	1998-99	2009-10	1-0		1-0	2-0
Butler Guards	1911-12	1911-12		1-0		1-0

Opponent	First Meeting	Last Meeting	Home	Away	Neutral	Overall
California	1998-99	1998-99			0-1	0-1
Campbell	1982-83	1995-96	4-0			4-0
Camp Benning	1921-22	1924-25	0-1	0-1		0-2
Canisius	1977-78	1977-78			1-0	1-0
Catawba	1943-44	1943-44	0-1	0-1		0-2
Catholic	1938-39	1978-79	1-0	1-0	1-0	3-0
Central Florida	1999-00	1999-00			1-0	1-0
Centre	1921-22	1922-23		0-2	0-1	0-3
Chaminade	1998-99	1998-99			1-0	1-0
Charleston, College of	1912-13	2011-12	6-1	3-1	0-1	9-2
Charleston Southern (Baptist)	1975-76	2006-07	16-0	2-0		18-0
Charleston "Y"	1912-13	1912-13	1-0			1-0
Cincinnati	1971-72	2003-04	1-0	0-2		1-3
Citadel, The	1920-21	2018-19	42-8	20-14		62-22
Cleveland State	1976-77	1976-77	1-0			1-0
Coastal Carolina	1987-88	2013-14	5-1	1-1		6-2
Colgate	1978-79	2019-20	2-0			2-0
Connecticut	1989-90	1989-90			0-1	0-1
Cornell	1959-60	1980-81	1-0		1-0	2-0
Coppin State	1990-91	2016-17	2-0		1-0	3-0
Creighton	1962-63	1962-63		0-1		0-1
Davidson	1917-18	2016-17	12-6	5-10	6-2	23-18
Dayton	1974-75	1974-75			0-1	0-1
Delaware	1973-74	1996-97			2-0	2-0
Delaware State	1984-85	2013-14	3-0		1-0	4-0
DePaul	2007-08	2007-08			1-0	1-0
Detroit Mercy	2019-20	2019-20	1-0			1-0
<b>Duke</b>	<b>1925-26</b>	<b>2019-20</b>	<b>24-39</b>	<b>4-61</b>	<b>4-9</b>	<b>32-109</b>
Duquesne	1958-59	1973-74	1-1			1-1
East Carolina	2004-05	2010-11	4-0	1-0		5-0
East Tennessee State	1973-74	2011-12	8-0			8-0
Elon	2001-02	2005-06	1-1			1-1
Ersine	1914-15	1963-64	7-1	3-1		10-2
Evansville	1993-94	1993-94			0-1	0-1
Fairfield	1980-81	1980-81	1-0			1-0
Florida	1923-24	2017-18	6-3	3-5	2-1	11-9
Florida A&M	1985-86	2014-15	3-0			3-0
Florida Atlantic	1990-91	2000-01			2-0	2-0
Florida International	1986-87	1987-88	1-0		1-0	2-0
Florida Southern	1974-75	1975-76	1-0	1-0		2-0
<b>Florida State</b>	<b>1951-52</b>	<b>2019-20</b>	<b>21-13</b>	<b>8-24</b>	<b>4-7</b>	<b>33-44</b>
Fordham	1986-87	1986-87			1-0	1-0
Furman	1911-12	2013-14	56-21	41-30	2-0	99-51
Gardner-Webb	2002-03	2014-15	4-0		0-1	4-1
Georgetown (DC)	2004-05	2004-05			0-1	0-1
Georgetown (KY)	1921-22	1923-24	1-0	2-1		3-1
George Washington	1938-39	1999-00	1-5	1-5	0-2	2-12
Georgia	1912-13	2016-17	15-24	8-29	2-4	25-57
Georgia Southern	1976-77	2006-07	3-0			3-0
Georgia State	1985-86	2013-14	5-0			5-0
<b>Georgia Tech</b>	<b>1912-13</b>	<b>2019-20</b>	<b>46-17</b>	<b>26-44</b>	<b>1-4</b>	<b>73-65</b>
Georgia Naval	1943-44	1943-44		0-1		0-1
Gonzaga	1997-98	2012-13			0-2	0-2
Greenville "Y"	1916-17	1921-22	1-1	2-0		3-1
Hampton	2004-05	2004-05	1-0			1-0
Hardin-Simmons	1967-68	1967-68			0-1	0-1
Hartford	2000-01	2001-02	1-0	1-0		2-0
Harvard	1975-76	1975-76	1-0			1-0
Hawaii	1980-81	1980-81		1-0		1-0
Hawaii-Pacific	1986-87	1986-87		1-0		1-0
High Point	2002-03	2016-17	3-0		1-0	4-0
Hofstra	1988-89	2017-18	1-0	1-0	2-0	4-0
Holy Cross	1971-72	2005-06			2-0	2-0
Howard	1992-93	1992-93	1-0			1-0
Illinois	1997-98	2013-14	1-1	1-1	0-1	2-3
Illinois-Chicago	1982-83	1982-83	1-0			1-0
Illinois State	1980-81	1980-81			1-0	1-0
Illinois Tech	1980-81	1980-81	1-0			1-0
Indiana	1980-81	1980-81			1-0	1-0
Indiana State	1970-71	2004-05	1-0	1-0	1-0	3-0
Iona	1997-98	1997-98			1-0	1-0
Iowa	1962-63	2011-12		1-1	0-1	1-2
Jacksonville	1975-76	2019-20	1-0	1-0		2-0
Jewish Athletic	1931-32	1931-32	0-1			0-1
Kansas	2017-18	2017-18			0-1	0-1
Kansas State	1982-83	1998-99			1-1	1-1
Kentucky	1921-22	1997-98	1-4	2-6	1-2	4-12
Kent State	1960-61	1978-79	2-0	0-1		2-1
Lafayette	1957-58	1957-58			1-0	1-0
Lamar	1979-80	1979-80			1-0	1-0
La Salle	1974-75	2001-02			2-1	2-1
Liberty	1988-89	2009-10	4-0	1-0		5-0
Long Beach State	2009-10	2010-11			2-0	2-0
Louisiana Lafayette	2017-18	2017-18	1-0			1-0
Louisiana State	1955-56	2014-15	0-1	0-1	3-1	3-3
Louisiana Tech	1980-81	2005-06	1-0		1-0	2-0
<b>Louisville</b>	<b>1973-74</b>	<b>2019-20</b>	<b>3-1</b>	<b>0-5</b>		<b>3-6</b>
Maine	2002-03	2002-03	1-0			1-0
Manhattan	1965-66	1965-66			1-0	1-0
Marist	2012-13	2012-13			1-0	1-0
Marquette	1976-77	1983-84	1-0	0-2		1-2



THE TIGERS HAVE  
WON FOUR STRAIGHT  
IN THE SERIES WITH  
BOSTON COLLEGE.



# AGAINST ALL COMPETITION

Opponent	First Meeting	Last Meeting	Home	Away	Neutral	Overall
Marshall	1960-61	1996-97	1-0	0-2	0-1	1-3
Maryville	1923-24	1923-24		0-1		0-1
<b>Maryland</b>	<b>1938-39</b>	<b>2013-14</b>	<b>36-27</b>	<b>10-53</b>	<b>4-10</b>	<b>50-90</b>
Maryland-Baltimore County	1990-91	1990-91	1-0			1-0
Maryland-Eastern Shore	1981-82	1985-86	2-0			2-0
Massachusetts	1984-85	2015-16			1-2	1-2
Mercer	1921-22	2016-17	6-2	1-2		7-4
<b>Miami (Fla.)</b>	<b>1955-56</b>	<b>2019-20</b>	<b>8-3</b>	<b>3-8</b>	<b>4-2</b>	<b>15-13</b>
Miami (Ohio)	1996-97	1996-97			1-0	1-0
Michigan	1987-88	2010-11	0-1		0-3	0-4
Middle Tennessee	1975-76	1988-89	5-0		1-0	6-0
Minnesota	1974-75	2019-20	1-0	1-4	0-2	2-6
Mississippi	1965-66	2007-08	2-1		1-1	3-2
<b>Mississippi State</b>	<b>1981-82</b>	<b>2018-19</b>	<b>1-0</b>	<b>1-0</b>	<b>1-1</b>	<b>3-1</b>
Missouri	1985-86	2009-10			1-2	1-2
Monaghan	1924-25	1924-25		0-1		0-1
Monmouth	2006-07	2006-07			1-0	1-0
<b>Morehead State</b>	<b>1991-92</b>	<b>1991-92</b>	<b>1-0</b>			<b>1-0</b>
Morgan State	1985-86	1994-95	2-0			2-0
Morris Brown	2001-02	2003-04	1-0		1-0	2-0
Muhlenburg	1956-57	1956-57			0-1	0-1
Nebraska	2016-17	2018-19	1-1			1-1
Nevada	2014-15	2014-15			1-0	1-0
Nevada-Las Vegas	1983-84	1983-84		0-1		0-1
Newberry	1912-13	1930-31	8-4	4-7		12-11
New Holland	1924-25	1924-25		0-1		0-1
New Mexico State	2017-18	2017-18			1-0	1-0
New Orleans "Y"	1925-26	1925-26		0-1		0-1
Niagara	1972-73	1989-90	1-0		1-0	2-0
Norfolk State	2004-05	2004-05	1-0			1-0
<b>North Carolina</b>	<b>1925-26</b>	<b>2019-20</b>	<b>17-40</b>	<b>1-59</b>	<b>4-34</b>	<b>22-133</b>
North Carolina A&T	2017-18	2017-18	1-0			1-0
North Carolina Central	2015-16	2018-19	2-0			2-0
UNC Asheville	1979-80	2017-18	8-0			8-0
UNC Charlotte	1979-80	2008-09	1-2	2-0	1-0	4-2
UNC Greensboro	1992-93	2010-11	2-0	1-0		3-0
<b>NC State</b>	<b>1923-24</b>	<b>2019-20</b>	<b>34-33</b>	<b>14-51</b>	<b>6-21</b>	<b>54-105</b>
Nebraska	2016-17	2016-17	1-0			1-0
UNC Wilmington	1997-98	2016-17	2-0			2-0
Northern Iowa	1991-92	1991-92			1-0	1-0
Northwestern	2000-01	2000-01	1-0			1-0
<b>Notre Dame</b>	<b>2013-14</b>	<b>2019-20</b>	<b>1-3</b>	<b>1-3</b>		<b>2-6</b>
Old Dominion	1978-79	2010-11	1-1	1-0	0-1	2-2
Ohio	2017-18	2017-18			1-0	1-0
Ohio State	2004-05	2017-18	1-0	1-0		2-0
Oral Roberts	1991-92	1991-92	1-0			1-0
Oregon	1988-89	1988-89		1-0		1-0
Oregon State	1979-80	1999-00		0-2	1-1	1-3
Oklahoma	2016-17	2016-17			0-1	0-1
Oklahoma City	1959-60	1959-60			0-1	0-1
Oklahoma State	1993-94	1993-94			1-0	1-0
Pennsylvania	1974-75	1974-75	0-1			0-1
Penn State	1999-00	2005-06	1-0	2-1		3-1
Pepperdine	1972-73	1972-73			1-0	1-0
Piedmont	1918-19	1921-22	2-0			2-0
<b>Pittsburgh</b>	<b>1958-59</b>	<b>2019-20</b>	<b>3-1</b>	<b>4-1</b>	<b>0-1</b>	<b>7-3</b>
Prairie View A&M	1986-87	1986-87	1-0			1-0
Presbyterian College	1914-15	2019-20	36-8-1	22-10	58-18-1	
Providence	1974-75	1989-90			1-1	1-1
Puerto Rico-Mayaguez	2005-06	2007-08			2-0	2-0
Purdue	1971-72	2012-13	2-1	1-1		3-2
Radford	1989-90	2018-19	4-0			4-0
Rhode Island	1977-78	1977-78	1-0			1-0
Rice	1960-61	1960-61			0-1	0-1
Rider	1979-80	1987-88	3-0			3-0
Richmond	1937-38	1952-53	0-1	1-2	1-0	2-3
Roanoke	1976-77	1976-77	1-0			1-0
Rollins	1924-25	1970-71	2-0			2-0
Royal Athletic	1931-32	1932-33	2-0			2-0
Rutgers	1998-99	2015-16	0-1	1-0	1-0	2-1
Saint Mary's	1988-89	1988-89			1-0	1-0
St. Francis (N.Y.)	1983-84	1983-84	1-0			1-0
St. John's	1972-73	1973-74	1-0	0-1		1-1
St. Stanislaus	1925-26	1925-26		0-1		0-1
Samford	1980-81	2017-18	4-0			4-0
Savannah	1913-14	1913-14		0-1		0-1
Savannah State	2008-09	2010-11	2-0			2-0
Seton Hall	1985-86	2010-11	0-1	1-0	2-1	3-2
Sewanee	1928-29	1934-35	1-0	2-1		3-1
Siena	1979-80	1979-80	1-0			1-0
Southern Methodist (SMU)	1970-71	2013-14			1-1	1-1
South Alabama	1984-85	1984-85	1-0			1-0
<b>South Carolina</b>	<b>1912-13</b>	<b>2019-20</b>	<b>47-33</b>	<b>29-55</b>	<b>3-3</b>	<b>79-91</b>
<b>SC State</b>	<b>1988-89</b>	<b>2016-17</b>	<b>13-1</b>			<b>13-1</b>
South Florida	1985-86	1985-86	1-0			1-0
Southern Illinois	2011-12	2011-12		1-0		1-0
Southern Mississippi	1982-83	1993-94	1-2	0-1		1-3
Southwest Missouri State	1986-87	1997-98			1-1	1-1
Spartanburg "Y"	1921-22	1921-22		0-2		0-2
Spring Hill	1955-56	1955-56			0-1	0-1
Stetson	1978-79	2013-14	4-0		1-0	5-0
<b>Syracuse</b>	<b>1960-61</b>	<b>2019-20</b>	<b>4-1</b>	<b>1-3</b>	<b>1-0</b>	<b>6-4</b>
Temple	1980-81	2013-14	0-2		2-1	2-3
Tennessee	1923-24	1975-76	2-0	1-14	1-1	4-15

CLEMSON HAS WINS OVER PITTSBURGH IN THE LAST FOUR MEETINGS BETWEEN THE TWO SCHOOLS.



Opponent	First Meeting	Last Meeting	Home	Away	Neutral	Overall
Tennessee-Chattanooga	1928-29	1984-85		0-2		0-2
Tennessee State	1991-92	1991-92	1-0			1-0
Tennessee Tech	1933-34	1984-85	1-1	2-2		3-3
Texas	1960-61	1991-92			1-1	1-1
Texas A&M	1969-70	2009-10	1-0	1-1	2-1	4-2
Texas-Arlington	1993-94	1993-94	1-0			1-0
Texas-El Paso (UTEP)	1963-64	2012-13		1-3	1-1	2-4
Texas Christian (TCU)	1977-78	2019-20	1-0		2-0	3-0
Texas Southern	2015-16	2017-18	2-0			2-0
Texas Tech	1978-79	1986-87	1-0	1-0	2-0	4-0
Towson State	1987-88	1987-88	1-0			1-0
Tulane	1921-22	1927-28		1-4		1-4
Tulsa	1959-60	1996-97			1-1	1-1
22nd Infantry	1924-25	1924-25		0-1		0-1
UCLA	1979-80	1979-80			0-1	0-1
UTSA	2015-16	2015-16	1-0			1-0
Utah State	1979-80	1979-80			1-0	1-0
Vanderbilt	1923-24	1993-94	1-1	4-4	0-3	5-8
Villanova	1959-60	2007-08		0-1	0-3	0-4
<b>Virginia</b>	<b>1935-36</b>	<b>2019-20</b>	<b>35-25</b>	<b>17-45</b>	<b>1-7</b>	<b>53-77</b>
<b>Virginia Tech</b>	<b>1924-25</b>	<b>2019-20</b>	<b>10-7</b>	<b>6-13</b>	<b>0-1</b>	<b>16-21</b>
VMI	1935-36	2013-14	3-0	4-1		7-1
Wagner	1983-84	1988-89	2-0			2-0
<b>Wake Forest</b>	<b>1925-26</b>	<b>2019-20</b>	<b>43-36</b>	<b>16-54</b>	<b>5-10</b>	<b>64-100</b>
Washington	1982-83	2000-01			0-2	0-2
Washington & Lee	1934-35	1949-50	1-1	1-3	1-1	3-5
West Chester State	1981-82	1981-82	1-0			1-0
West Virginia	1951-52	2010-11		1-2	0-2	1-4
West Virginia Tech	1980-81	1980-81	1-0			1-0
Western Carolina	1978-79	2017-18	11-0	1-0		12-0
Western Kentucky	1996-96	1997-98	1-0	1-0		2-0
Western Michigan	1997-98	1997-98			0-1	0-1
William & Mary	1940-41	1953-54	1-1	1-1		2-2
Winthrop	1984-85	2014-15	8-2	1-0		9-2
Wisconsin-Green Bay	1990-91	1999-00	1-0		0-1	1-1
Wofford	1911-12	2015-16	35-8	17-8		52-16
Wyoming	1985-86	1985-86		0-1		0-1
Xavier	1998-99	2016-17			1-1	1-1
<b>Yale</b>	<b>1976-77</b>	<b>2019-20</b>	<b>1-2</b>			<b>1-2</b>
Youngstown State	1988-89	1988-89	1-0			1-0

Note: 2020-21 opponents in bold.

# AGAINST ALL CONFERENCES

## AMERICA EAST

School	Home	Away	Neutral	Total
Hartford	1-0	1-0		2-0
Maine	1-0			1-0
Maryland-Baltimore County	1-0			1-0
<b>Total</b>	<b>3-0</b>	<b>1-0</b>		<b>4-0</b>

## AMERICAN ATHLETIC

School	Home	Away	Neutral	Total
Cincinnati	1-0	0-2	0-1	1-3
Connecticut			0-1	0-1
East Carolina	2-0	2-0		4-0
SMU			1-1	1-1
Temple	0-2		2-0	2-2
Tulane		1-4		1-4
Tulsa			1-1	1-1
UCF			1-0	1-0
Wichita State	0-1			0-1
<b>Total</b>	<b>3-3</b>	<b>3-6</b>	<b>5-4</b>	<b>11-13</b>

## ATLANTIC COAST

School	Home	Away	Neutral	Total
Boston College	9-1	5-6	5-0	19-7
Duke	24-39	4-61	4-9	32-109
Florida State	21-13	8-24	4-7	33-44
Georgia Tech	46-17	26-44	1-4	73-65
Louisville	3-1	0-5		3-6
Miami (Fla.)	8-3	3-7	4-2	15-12
North Carolina	17-40	1-59	4-34	22-133
Notre Dame	1-3	1-3		2-6
NC State	34-33	14-51	6-21	54-105
Pittsburgh	3-1	4-1	0-1	7-3
Syracuse	4-1	1-3	1-0	6-4
Virginia	35-25	17-45	1-7	53-77
Virginia Tech	10-7	6-13	0-1	16-21
Wake Forest	43-36	16-54	5-10	64-100
<b>Total</b>	<b>258-220</b>	<b>106-379</b>	<b>35-96</b>	<b>400-695</b>

## ATLANTIC SUN

School	Home	Away	Neutral	Total
Jacksonville		1-0		1-0
Lipscomb	1-0			1-0
North Florida	1-0			1-0
Stetson	4-0		1-0	5-0
USC Upstate	1-0			1-0
<b>Total</b>	<b>7-0</b>	<b>1-0</b>	<b>1-0</b>	<b>9-0</b>

## ATLANTIC 10

School	Home	Away	Neutral	Total
Davidson	12-6	5-10	7-2	24-18
Dayton			0-1	0-1
Duquesne	1-1			1-1
Fordham			1-0	1-0
George Washington	1-5	1-5	0-2	2-12
La Salle			1-1	1-1
Massachusetts			1-2	1-2
Rhode Island	1-0			1-0
Richmond	0-1	1-2	1-0	2-3
<b>Total</b>	<b>15-13</b>	<b>7-17</b>	<b>11-8</b>	<b>33-38</b>

## BIG EAST

School	Home	Away	Neutral	Total
Butler	1-0		1-0	2-0
Creighton		0-1	0-1	0-2
DePaul			1-0	1-0
Georgetown			0-1	0-1
Marquette	1-0	0-2		1-2
Providence			1-1	1-1
St. John's (N.Y.)	1-0	0-1		1-1
Seton Hall	0-1	1-0	2-1	3-2
Villanova	4-0	0-1	0-3	0-4
Xavier			1-0	1-0
<b>Total</b>	<b>3-1</b>	<b>1-5</b>	<b>6-7</b>	<b>10-13</b>

## BIG SOUTH

School	Home	Away	Neutral	Total
Campbell	4-0			4-0
Chas. Southern	17-0	2-0		19-0
Gardner-Webb	4-0		0-1	4-1
High Point	3-0		1-0	4-0
Liberty	4-0	1-0		5-0
UNC Asheville	8-0			8-0
Presbyterian	36-8-1	22-10		58-18-1
Radford	4-0			4-0
Winthrop	8-2	1-0		9-2
<b>Total</b>	<b>93-10-1</b>	<b>26-10</b>	<b>1-1</b>	<b>120-21-1</b>

## BIG TEN

School	Home	Away	Neutral	Total
Illinois	1-1	1-1	0-1	2-3
Indiana			1-0	1-0
Iowa		1-1	0-1	1-2
Maryland	36-27	10-53	4-10	50-90
Michigan	0-1		0-3	0-4
Minnesota	1-0	1-4	0-2	2-6
Nebraska	1-1			1-1
Northwestern	1-0			1-0
Ohio State	1-0	1-0		2-0

Penn State	1-0	2-1		3-1
Purdue	2-1	1-1		3-2
Rutgers	0-1	1-0	1-0	2-1
<b>Total</b>	<b>44-31</b>	<b>18-61</b>	<b>6-17</b>	<b>68-110</b>

## BIG WEST

School	Home	Away	Neutral	Total
Hawaii		1-1		1-1
Long Beach State			2-0	2-0
<b>Total</b>		<b>1-1</b>	<b>2-0</b>	<b>3-1</b>

## BIG 12

School	Home	Away	Neutral	Total
Baylor	1-0		0-2	1-2
Kansas			0-1	0-1
Kansas State			1-1	1-1
Oklahoma			0-1	0-1
Oklahoma State			1-0	1-0
Texas			1-1	1-1
TCU	1-0		2-0	3-0
Texas Tech	1-0	1-0	2-0	4-0
West Virginia		1-2	0-2	1-4
<b>Total</b>	<b>3-0</b>	<b>2-2</b>	<b>7-8</b>	<b>12-10</b>

## COLONIAL ATHLETIC

School	Home	Away	Neutral	Total
College of Charleston	6-1	3-1		9-2
Delaware			2-0	2-0
Elon	1-1			1-1
Hofstra	1-0	1-0	2-0	4-0
UNC Wilmington	1-0			1-0
Towson	1-0			1-0
William & Mary	1-1	1-1		2-2
<b>Total</b>	<b>11-3</b>	<b>5-2</b>	<b>4-0</b>	<b>20-5</b>

## CONFERENCE USA

School	Home	Away	Neutral	Total
Charlotte	1-2	2-0	1-0	4-2
Florida Atlantic			2-0	2-0
Florida International	1-0		1-0	2-0
Louisiana Tech	1-0		1-0	2-0
Marshall	1-0	0-2	0-1	1-3
Middle Tennessee	5-0		1-0	6-0
Old Dominion	1-1	1-0	0-1	2-2
Rice			0-1	0-1
Southern Miss	1-2	0-1		1-3
UAB		0-1	1-1	1-2
UTEP		1-3	1-1	2-4
UTSA	1-0			1-0
Western Kentucky	1-0	1-0		2-0
<b>Total</b>	<b>13-5</b>	<b>5-7</b>	<b>8-5</b>	<b>26-17</b>

## HORIZON

School	Home	Away	Neutral	Total
Cleveland State	1-0			1-0
Detroit Merc y	1-0			1-0
Illinois-Chicago	1-0			1-0
Wisconsin-Green Bay	1-0		0-1	1-1
Youngstown State	1-0			1-0
Oakland	1-0			1-0
Wright State	1-0			1-0
<b>Total</b>	<b>7-0</b>		<b>0-1</b>	<b>7-1</b>

## IVY

School	Home	Away	Neutral	Total
Brown	1-0			1-0
Cornell	1-0		1-0	2-0
Harvard	1-0			1-0
Pennsylvania	0-1			0-1
Yale	1-2			1-2
<b>Total</b>	<b>4-3</b>		<b>1-0</b>	<b>5-3</b>

## METRO ATLANTIC

School	Home	Away	Neutral	Total
Canisius			1-0	1-0
Fairfield	1-0			1-0
Iona			1-0	1-0
Manhattan			1-0	1-0
Marist			1-0	1-0
Monmouth			1-0	1-0
Niagara	1-0		1-0	2-0
Rider	3-0			3-0
Siena	1-0			1-0
Saint Peter's	1-0			1-0
<b>Total</b>	<b>7-0</b>		<b>6-0</b>	<b>13-0</b>

## MID-AMERICAN

School	Home	Away	Neutral	Total
Akron			2-0	2-0
Bowling Green	1-0			1-0
Buffalo	1-0			1-0
Kent State	2-0	0-1		2-1
Miami (Ohio)			1-0	1-0
Ohio			0-1	0-1
Western Michigan			0-1	0-1
<b>Total</b>	<b>4-0</b>	<b>0-1</b>	<b>3-2</b>	<b>7-3</b>

## MID-EASTERN ATHLETIC

School	Home	Away	Neutral	Total
Alabama A&M	1-0			1-0
Bethune-Cookman	2-0			2-0
Coppin State	2-0			2-0
Delaware State	3-0		1-0	4-0
Florida A&M	3-0			3-0
Hampton	1-0			1-0
Howard	1-0			1-0
Maryland-Eastern Shore	2-0			2-0
Morgan State	2-0			2-0
Norfolk State	1-0			1-0
North Carolina A&T	1-0			1-0
North Carolina Central	2-0			2-0
Savannah State	2-0			2-0
SC State	13-1			13-1
<b>Total</b>	<b>36-1</b>		<b>1-0</b>	<b>37-1</b>

## MISSOURI VALLEY

School	Home	Away	Neutral	Total
Bradley			1-0	1-0
Evansville			0-1	0-1
Illinois State			1-0	1-0
Indiana State	1-0	1-0		3-0
Missouri State			1-1	1-1
Northern Iowa			1-0	1-0
Southern Illinois			1-0	1-0
<b>Total</b>	<b>1-0</b>	<b>1-0</b>	<b>6-2</b>	<b>8-3</b>



BRAD BROWNELL  
IS THE WINNINGEST  
COACH IN CLEMSON  
HISTORY AGAINST ACC  
COMPETITION.





# AGAINST ALL CONFERENCES

CLEMSON OWNS 77 WINS OVER SOUTH CAROLINA, SECOND-MOST OVER ANOTHER TEAM (FURMAN) IN ITS HISTORY.

MOUNTAIN WEST				
School	Home	Away	Neutral	Total
Air Force			1-0	1-0
UNLV		0-1		0-1
Utah State			1-0	1-0
Wyoming		0-1		0-1
Nevada			1-0	1-0
<b>Total</b>		0-2	3-0	3-2

NORTHEAST				
School	Home	Away	Neutral	Total
Fairleigh Dickinson	1-0			1-0
St. Francis (N.Y.)	1-0			1-0
Wagner	2-0			2-0
Robert Morris	1-0			1-0
<b>Total</b>	5-0			5-0

OHIO VALLEY				
School	Home	Away	Neutral	Total
Austin Peay	1-1			1-1
Belmont	1-0			1-0
Morehead State	1-0			1-0
Tennessee State	1-0			1-0
Tennessee Tech	1-1	2-2		3-3
<b>Total</b>	5-2	2-2		7-4

PAC-12				
School	Home	Away	Neutral	Total
Arizona	0-1		0-1	0-2
California			0-1	0-1
Colorado			0-1	0-1
Oregon			0-1	0-1
Oregon State		0-2	1-1	1-3
UCLA			0-1	0-1
Washington			0-2	0-2
<b>Total</b>	0-1	0-2	1-8	1-11

PATRIOT				
School	Home	Away	Neutral	Total
American	1-0			1-0
Army			2-0	2-0
Boston University	1-0		1-0	2-0
Bucknell	1-0		1-0	2-0
Colgate	2-0			2-0
Holy Cross			2-0	2-0
Lafayette			1-0	1-0
<b>Total</b>	5-0		7-0	12-0

SOUTHEASTERN				
Eastern Division				
School	Home	Away	Neutral	Total
Florida	6-3	3-5	2-1	11-9
Georgia	15-24	8-28	3-4	26-56
Kentucky	1-4	2-6	1-2	4-12
Missouri			1-2	1-2
South Carolina	48-33	28-55	3-3	79-91
Tennessee	2-0	1-14	1-1	4-15
Vanderbilt	1-1	4-4	0-3	5-8
<b>Total</b>	73-65	46-112	11-16	130-193

Western Division				
School	Home	Away	Neutral	Total
Alabama	2-1	3-0	1-3	6-4
Arkansas	1-0	0-1	0-1	1-2
Auburn	5-4	4-7	4-4	13-15
Louisiana State	0-1	0-1	3-1	3-3
Mississippi	2-1		1-1	3-2
Mississippi State	1-0	1-0	1-1	3-1
Texas A&M	1-0	1-1	1-2	3-3
<b>Total</b>	12-7	9-10	11-13	32-30

SOUTHERN				
School	Home	Away	Neutral	Total
Chattanooga		0-2		0-2
Citadel	42-8	19-14		61-22
East Tennessee St.	8-0			8-0
Furman	57-21	40-30	2-0	99-51
Mercer	6-2	1-2		7-4
UNC Greensboro	2-0	1-0		3-0
Samford	4-0			4-0
VMI	3-0	4-1		7-1
Western Carolina	10-0	1-0		11-0
Wofford	36-8	16-8		52-16
<b>Total</b>	168-39	82-57	2-0	252-96

SOUTHLAND				
School	Home	Away	Neutral	Total
Lamar			1-0	1-0
Sam Houston State	1-0			1-0
<b>Total</b>	1-0		2-0	3-0

SOUTHWESTERN ATHLETIC				
School	Home	Away	Neutral	Total
Alabama State	1-0			1-0
Arkansas-Pine Bluff	1-0			1-0
Prairie View	1-0			1-0
Texas Southern	2-0			2-0
<b>Total</b>	5-0			5-0

SUMMIT				
School	Home	Away	Neutral	Total
Oral Roberts	1-0			1-0
<b>Total</b>	1-0			1-0


SUN BELT				
School	Home	Away	Neutral	Total
Appalachian State	7-1		2-0	9-1
Arkansas-Little Rock	1-0	1-0		2-0
Arkansas State			1-0	1-0
Coastal Carolina	5-1	1-1		6-2
Georgia Southern	3-0			3-0
Georgia State	5-0			5-0
Louisiana Lafayette	1-0			1-0
South Alabama	1-0			1-0
Texas-Arlington	1-0			1-0
<b>Total</b>	24-2	2-1	3-0	29-3

WEST COAST				
School	Home	Away	Neutral	Total
BYU			2-0	2-0
Gonzaga			0-2	0-2
Pepperdine			1-0	1-0
Saint Mary's			1-0	1-0
<b>Total</b>			4-2	4-2

# LAST SECOND VICTORIES

Date	Score	Site	Opponent
1-8-63	66-64	Greenville, S.C.	Furman
<i>Mike Bohonak inbounded to Gary Burnisky, who scored with one second left.</i>			
12-3-63	66-64	Clemson, S.C.	North Carolina
<i>Mike Bohonak made a 10-foot shot with two seconds left.</i>			
12-17-63	53-52	Charlottesville, Va.	Virginia
<i>Mike Bohonak made a short jumper with three seconds left.</i>			
2-19-66	76-74	Charlotte, N.C.	NC State
<i>Joe Ayoob hit a 45-foot shot with one second left in overtime.</i>			
2-11-67	70-68	Clemson, S.C.	Wake Forest
<i>Ken Gardner made a shot with one second left.</i>			
2-15-69	78-77	Clemson, S.C.	NC State
<i>Trip Jones made a shot with five seconds left.</i>			
1-19-72	74-72	Clemson, S.C.	Furman
<i>Bud Martin hit two free throws with four seconds left.</i>			
12-5-73	81-80	West Lafayette, Ind.	Purdue
<i>Tim Capehart made two free throws with seven seconds left.</i>			
2-19-73	56-54	Charlottesville, Va.	Virginia
<i>Clemson turned the ball over with five seconds left, Virginia called timeout. Mike Browning stole the inbound pass and scored on a layup with one second left.</i>			
12-28-1978	58-57	El Paso, Texas	Texas Tech
<i>Derrick Johnson made a 20-foot shot with four seconds left.</i>			
12-30-1980	58-57	Honolulu, Hawaii	Indiana
<i>Chris Dodds made a 9-foot shot from the right baseline with 10 seconds left.</i>			
1-24-1983	58-56	Clemson, S.C.	Georgia Tech
<i>Chris Michael made a 15-foot jumper from the left baseline with two seconds left.</i>			
2-11-1984	61-59	Columbia, S.C.	South Carolina
<i>Anthony Jenkins made a 19-foot shot from the top of the key with two seconds left.</i>			
1-30-1985	52-50	Clemson, S.C.	North Carolina
<i>Chris Michael made a 22-foot jumper from the right wing with three seconds left.</i>			
12-21-1985	65-64	Lubbock, Texas	Texas Tech
<i>Larry Middleton made a 20-foot jumper from the left wing with four seconds left.</i>			
1-20-87	67-66	Atlanta, Ga.	Georgia Tech
<i>Michael Tait hit a right corner jumper with three seconds left.</i>			
2-4-1987	80-79	College Park, Md.	Maryland
<i>Michael Brown made a three-point shot from the right wing with eight seconds left.</i>			
2-14-1987	94-90	Charlottesville, Va.	Virginia
<i>Horace Grant made a three-point shot with two seconds left to give Clemson 93-90 lead. Michael Brown added a free throw for the four-point margin off a UVA technical foul.</i>			
2-21-1988	65-62	Clemson, S.C.	Virginia
<i>Elden Campbell scored on a contested layup from the right side and was fouled with one second left, he made the free throw.</i>			
12-6-1989	72-71	Greensboro, N.C.	Providence
<i>Dale Davis made a pair of free throws with 14 seconds left.</i>			
12-20-1990	71-70	Miami, Fla.	Coppin State
<i>Colby Brown tipped in the game-winning basket with 1 second left.</i>			
3-8-1996	75-73	Greensboro, N.C.	North Carolina
<i>Greg Buckner dunked off a pass from Harold Jamison with 0.6 seconds left.</i>			
12-30-1996	47-45	San Juan, PR	Missouri
<i>Terrell McIntyre made a three-point shot with 12 seconds left.</i>			
1-18-2003	78-77	Clemson, S.C.	Virginia
<i>Olu Babalola made two free throws with 5.7 seconds left.</i>			
12-4-2004	63-62	Columbia, S.C.	South Carolina
<i>Cheyenne Moore hit a three-point goal with 3.4 seconds left.</i>			
3-1-2005	66-64	Clemson, S.C.	Virginia Tech
<i>Olu Babalola hit a three-point shot with 9.8 seconds left to tie the game at 64 and Sharrod Ford dunked at the buzzer off a Shawan Robinson steal and assist.</i>			
1-3-2007	68-66	Tallahassee, Fla.	Florida State
<i>James Mays inbounded to Vernon Hamilton, who found a streaking Cliff Hammonds, who hit a high-arching layup from the left side with 2.8 seconds left.</i>			
1-7-2007	75-74	Clemson, S.C.	Georgia Tech
<i>James Mays made a driving left-handed layup with 2.2 seconds left.</i>			
3-4-2007	75-74	Blacksburg, Va.	Virginia Tech
<i>K.C. Rivers hit a driving bank shot with 18 seconds remaining.</i>			

Date	Score	Site	Opponent
3-2-2008	73-70	College Park, Md.	Maryland
<i>Terrence Oglesby hit a three-pointer from the wing with 2.3 seconds left to cap a comeback win from a school-record 20-point second half deficit.</i>			
3-9-2008	70-69	Clemson, S.C.	Virginia Tech
<i>Demontez Stitt sank a pair of free throws with 3.8 seconds remaining.</i>			
11-29-2009	70-69	Anaheim, Calif.	Butler
<i>Demontez Stitt hit go-ahead free throws with 3.3 seconds left, and Trevor Booker blocked the ensuing three-point attempt.</i>			
2-25-2012	72-69	Clemson, S.C.	NC State
<i>Andre Young hit go-ahead three-pointer with 11.8 seconds left in overtime, and NC State's C.J. Leslie missed on the other end to tie at the buzzer.</i>			
3-23-2014	50-49	Clemson, S.C.	Illinois
<i>Rod Hall scored the game-winning layup with 9.3 seconds left, and Illinois missed a long three-pointer on the other end.</i>			
1-24-2015	59-57	Clemson, S.C.	Wake Forest
<i>Josh Smith put back Rod Hall's miss with 0.5 seconds left.</i>			
1-28-2018	72-70	Atlanta, Ga.	Georgia Tech
<i>Marcquise Reed driving layup with 24 seconds left.</i>			
1-28-2020	71-70	Clemson, S.C.	Syracuse
<i>Clyde Trapp baseline layup with 2.0 seconds left on an assist from Khavon Moore.</i>			
2-29-2020	70-69	Clemson, S.C.	Florida State
<i>Al-Amir Dawes coast-to-coast layup 1.0 second left.</i>			



**AL-AMIR DAWES' COAST-TO-COAST LAYUP WITH 1.0 SECOND LEFT LIFTED THE TIGERS OVER NO. 6 FLORIDA STATE, 70-69, IN 2020.**






# LITTLEJOHN COLISEUM RECORDS

## CLEMSON - TEAM


Most Points:	133 vs. Tennessee Tech, Dec. 11, 1976
Most Points, First Half:	65 vs. Roanoke, Feb. 26, 1977
Most Points, Second Half:	72 vs. Morehead St., Nov. 30, 1991
Most Points, Both Teams:	233 (Clemson 118, Wake Forest 115 (2OT)), Feb. 13, 2002
Fewest Points:	38 vs. UNC Asheville, Feb. 23, 1980
Most Field Goal Attempts:	86 vs. many (3), last vs. Catholic, Nov. 24, 1977
Most Field Goals Made:	52 vs. Tennessee Tech, Dec. 11, 1976
	52 vs. Bowling Green State, Nov. 27, 1982
Best Field Goal Percentage:	70.1 (48-68) vs. Florida Southern, Feb. 28, 1976
Lowest Field Goal Percentage:	26.0 (19-73) vs. Duke, Jan. 23, 1982
Most Three-Point Goals:	15 vs. North Carolina, Jan. 30, 2018
Most Three-Point Attempts:	38 vs. North Carolina, Jan. 14, 1995
Best Three-Point Goal Percentage:	.846 (11-13) vs. North Carolina, Jan. 31, 2004
Most Free Throw Attempts:	52 vs. Georgia Tech, Jan. 29, 1972
Most Free Throws Made:	39 vs. Georgia Tech, Jan. 29, 1972
Best Free Throw Percentage:	.95.7 (22-23) vs. Duke, Jan. 7, 1997
Most Rebounds:	71 vs. West Virginia Tech, Dec. 16, 1980
	71 vs. Georgia State, Jan. 15, 1990
Most Assists:	36 vs. West Virginia Tech, Dec. 16, 1980
	36 vs. Bowling Green State, Nov. 27, 1982
Most Turnovers:	36 vs. Austin Peay State, Nov. 29, 1975
Most Players in Double Figures:	7 vs. many (3), last vs. Morehead State, Nov. 30, 1991
Largest Crowd in Littlejohn Coliseum:	13,863 vs. Duke, Jan. 9, 1980

## OPPONENTS - TEAM

Most Points:	115 by Wake Forest, Feb. 13, 2002
Most Points, First Half:	59 by Georgia Tech, Jan. 24, 2001
Most Points, Second Half:	70 by North Carolina, Jan. 28, 1987
Fewest Points:	27 by North Carolina-Asheville, Feb. 23, 1980
Most Field Goal Attempts:	94 by Austin Peay, Nov. 29, 1975
Most Field Goals Made:	41 by Illinois-Chicago, March 5, 1983
Best Field Goal Percentage:	67.6 (23-34) by Wake Forest, Feb. 26, 1971
Lowest Field Goal Percentage:	18.0 (9-50) by Wofford, Feb. 6, 1996
Most Three-Point Goals:	19 by Wake Forest, Feb. 13, 2002
Most Three-Point Attempts:	42 by Wake Forest, Feb. 13, 2002
Best Three-Point Goal Percentage:	.600 (9-15) by North Carolina, Jan. 28, 1987
Most Free Throw Attempts:	51 by North Carolina, Jan. 14, 1994
Most Free Throws Made:	36 by Wake Forest, Feb. 27, 1969
	36 by North Carolina, Jan. 9, 1974
Most Rebounds:	70 by South Carolina, Jan. 26, 1970
Most Assists:	27 by South Carolina, Feb. 9, 1985
Most Turnovers:	47 by Appalachian State, Dec. 7, 1974
Most Players in Double Figures:	6 by NC State, Feb. 21, 1976
	6 by NC State, Feb. 12, 1990



LARRY MIDDLETON  
SHARES THE BEST  
SHOOTING PERCENTAGE  
MARK BY A TIGER IN  
LITTLEJOHN HISTORY  
AT 92.3 PERCENT (12-13  
FIELD GOALS).



WILL SOLOMON  
STILL HOLDS  
THE LITTLEJOHN  
SCORING RECORD  
WITH 43 POINTS  
AGAINST VIRGINIA  
IN 2000.

## CLEMSON - INDIVIDUAL

Most Points Scored:	43 by Will Solomon vs. Virginia, Jan. 15, 2000
Most Field Goal Attempts:	31 (made 17) by Skip Wise vs. Pennsylvania, Nov. 30, 1974
Most Field Goals Made:	17 (att. 31) by Skip Wise vs. Pennsylvania, Nov. 30, 1974
Best Field Goal Percentage:	92.3 (12-13) by Larry Middleton vs. Rider, Dec. 1, 1985
	92.3 (12-13) Horace Grant vs. Georgia State, Nov. 28, 1986
	92.3 (12-13) Dale Davis vs. Georgia Tech, March 4, 1989
Most Free Throw Attempts:	19 (made 11) by Dale Davis vs. SC State, Dec. 17, 1990
Most Free Throws Made:	16 by Butch Zatezalo vs. Wake Forest, Feb. 27, 1969
Most Rebounds:	23 by Tree Rollins vs. Tennessee Tech, Dec. 11, 1976
	23 by Tree Rollins vs. Maryland, Jan. 19, 1977
Most Assists:	20 by Grayson Marshall vs. Maryland- Eastern Shore, Nov. 25, 1985
Most Blocked Shots:	10 by Tree Rollins vs. Duke, Feb. 23, 1977
	10 by Tree Rollins vs. Presbyterian, Dec. 13, 1975
	10 by Tree Rollins vs. Jacksonville, Dec. 16, 1976
	10 by Sharone Wright vs. UNC Greensboro, Dec. 12, 1992
	10 by Sharone Wright vs. Maryland, Jan. 26, 1993
Most Steals:	7 by Stan Rome vs. Maryland, Jan. 19, 1977
	7 by Devin Gray vs. The Citadel, Dec. 19, 1992
	7 by Terrell McIntyre vs. Georgia Tech, March 1, 1998
	7 by K.C. Rivers vs. Duke, Feb. 4, 2009
	7 by Andre Young vs. Maryland, Jan. 31, 2010
Three-Point Goals:	8 by David Young vs. Wake Forest, Jan. 12, 1991
	8 by Will Solomon vs. Virginia, Jan. 15, 2000
Three-Point Goal Percentage:	1.00 (7-7) by Marc Campbell vs. Virginia, Feb. 23, 1983
	vs. Maryland, Feb. 19, 1983

## OPPONENTS - INDIVIDUAL

Most Points Scored:	43 by Hawkeye Whitney (NC State), Jan. 30, 1979
Most Field Goal Attempts:	32 (made 10) by Pete Maravich (Louisiana State), Dec. 7, 1968
Most Field Goals Made:	18 by Hawkeye Whitney (NC State), Jan. 30, 1979
Best Field Goal Percentage:	93.3 (14-15) by Keith Gatlin (Maryland), Feb. 17, 1985
Most Free Throw Attempts:	22 (made 18) by Pete Maravich (Louisiana State), Dec. 7, 1968
Most Free Throws Made:	18 (att. 22) by Pete Maravich (Louisiana State), Dec. 7, 1968
Most Rebounds:	21 by Will Hetzel (Maryland), Feb. 22, 1969
Most Assists:	13 by Neal Murray (Middle Tennessee), Dec. 15, 1985
Most Blocked Shots:	7 by Sam Harris (Old Dominion), Nov. 18, 2007
Most Steals:	10 by Zakee Wadood (East Tennessee State), Dec. 15, 2003
Three-Point Goals:	11 by Craig Dawson (Wake Forest), Feb. 13, 2002
Three-Point Percentage:	1.00 (6-6) by Sam Cassell (Florida State), Jan. 20, 1993

# LITTLEJOHN COLISEUM RECORDS

## QUICK FACTS

<b>Name:</b> .....	Littlejohn Coliseum
The arena was named for J.C. Littlejohn, a long-time Clemson University employee, for many years the school's business manager.	
<b>Capacity:</b> .....	9,000
<b>First Game:</b> .....	Nov. 30, 1968 (Clemson 76, Georgia Tech 72)
<b>Largest Crowd:</b> .....	13,863 (Jan. 9, 1980 vs. Duke)
Clemson upset the No. 1 Blue Devils, 87-82 in overtime.	
<b>Largest Season Attendance:</b> .....	156,103 (1997-98)
The 1997-98 team also set the record for per game basis (11,151).	
<b>First Point:</b> .....	Dave Thomas
The Clemson player hit a jump shot at the 18:37 mark of the first half versus Georgia Tech on Nov. 30, 1968.	
<b>Longest Clemson Win Streak:</b> .....	29
The streak started on Jan. 7, 1989 with a 75-58 victory over Maryland and ended with a 100-108 loss to UNC Charlotte on Dec. 15, 1991. (Note: Included in the 29 consecutive wins in Littlejohn Coliseum were 13 victories over ACC teams. Of the 13 wins in ACC competition, five came against teams ranked in the AP top 25, including three top-10 teams.	
<b>Record in Littlejohn Coliseum</b>	
<b>ACC Home:</b> .....	212-160 (.570)
<b>Non-Conference Home:</b> .....	345-44 (.887)
<b>Totals:</b> .....	557-204 (.732)

## RECORDS VS. ALL COMPETITION

Alabama .....	2-0	Florida A&M .....	3-0
Alabama A&M .....	1-0	Florida International .....	1-0
Alabama State .....	1-0	Florida Southern .....	1-0
American .....	1-0	Florida State .....	18-12
Appalachian State .....	7-1	Furman .....	29-1
Arkansas-Little Rock .....	1-0	Gardner-Webb .....	4-0
Arkansas-Pine Bluff .....	1-0	George Washington .....	0-1
Armstrong State .....	1-0	Georgia .....	3-0
Auburn .....	3-1	Georgia Southern .....	3-0
Augusta State .....	2-0	Georgia State .....	5-0
Austin Peay State .....	1-1	Georgia Tech .....	38-9
Baltimore .....	1-0	Hartford .....	1-0
Baylor .....	1-0	Harvard .....	1-0
Belmont .....	1-0	High Point .....	3-0
Bethune-Cookman .....	2-0	Hofstra .....	1-0
Biscayne .....	3-0	Howard .....	1-0
Boston College .....	8-1	Illinois .....	1-1
Boston University .....	1-0	Illinois-Chicago .....	1-0
Bowling Green State .....	1-0	Illinois Tech .....	1-0
Brown .....	1-0	Indiana State .....	1-0
Buffalo .....	1-0	Jacksonville .....	1-0
Buffalo State .....	1-0	Kent State .....	2-0
Butler .....	1-0	Liberty .....	4-0
Campbell .....	4-0	Lipscomb .....	1-0
Catholic .....	1-0	Louisiana-Lafayette .....	1-0
Charleston Southern .....	17-0	Louisiana State .....	0-1
Charlotte .....	1-2	Louisiana Tech .....	1-0
Citadel, The .....	17-1	Louisville .....	2-1
Cleveland State .....	1-0	Marquette .....	1-0
Coastal Carolina .....	5-1	Marshall .....	1-0
Colgate .....	2-0	Maryland .....	23-20
College of Charleston .....	1-1	Maryland-Baltimore County .....	1-0
Coppin State .....	1-0	Maryland-Eastern Shore .....	2-0
Cornell .....	1-0	Mercer .....	5-0
Davidson .....	1-0	Miami (Fla.) .....	6-3
Delaware State .....	3-0	Michigan .....	0-1
Detroit Mercy .....	1-0	Middle Tennessee .....	5-0
Duke .....	19-25	Minnesota .....	1-0
East Carolina .....	3-0	Mississippi .....	2-1
East Tennessee State .....	8-0	Mississippi State .....	1-0
Elon .....	1-1	Morehead State .....	1-0
Fairfield .....	1-0	Morgan State .....	2-0
		Morris Brown .....	1-0
		Niagara .....	1-0
		Nebraska .....	1-1
		Notre Dame .....	1-2
		North Carolina .....	14-31
		North Carolina A&T .....	1-0
		North Carolina Central .....	1-0
		UNC Asheville .....	7-0
		UNC Greensboro .....	2-0
		NC State .....	27-19
		UNC Wilmington .....	2-0
		North Florida .....	1-0
		Northwestern .....	1-0
		Oakland .....	0-1
		Ohio .....	1-0
		Old Dominion .....	1-1
		Oral Roberts .....	1-0
		Pennsylvania .....	0-1
		Pittsburgh .....	2-1
		Prairie View .....	1-0
		Presbyterian .....	8-0
		Purdue .....	2-1
		Radford .....	4-0
		Rhode Island .....	1-0
		Robert Morris .....	1-0
		Rider .....	3-0
		Roanoke .....	1-0

## ATTENDANCE RECORDS

Season	Games	Attendance	Avg.	Results	Pct.
1968-69	11	55,150	5,014	4-7	.364
1969-70	11	50,877	4,625	6-5	.546
1970-71	12	63,488	5,291	8-4	.667
1971-72	10	81,278	8,128	6-4	.600
1972-73	11	85,750	7,795	9-2	.818
1973-74	13	103,519	7,963	9-4	.692
1974-75	12	113,515	9,460	11-1	.917
1975-76	13	107,220	8,248	8-5	.615
1976-77	15	134,841	8,883	13-2	.867
1977-78	15	138,115	9,208	10-5	.667
1978-79	16	144,535	9,033	13-3	.813
1979-80	15	130,900	8,727	15-0	1.000
1980-81	16	145,792	9,112	12-4	.750
1981-82	16	139,731	8,733	11-5	.688
1982-83	16	131,063	8,191	9-7	.563
1983-84	16	129,600	8,100	11-5	.688
1984-85	16	130,136	8,134	12-4	.750
1985-86	19	144,699	7,616	14-5	.737
1986-87	17	142,274	8,369	15-2	.882
1987-88	16	117,250	7,328	12-4	.750
1988-89	14	114,123	8,151	13-1	.929
1989-90	14	122,540	8,753	14-0	1.000
1990-91	16	121,314	7,582	9-7	.563
1991-92	16	114,691	7,168	12-4	.750
1992-93	16	113,803	7,113	11-5	.688
1993-94	15	108,074	7,205	11-4	.733
1994-95	16	116,754	7,297	11-5	.688
1995-96	16	150,037	9,377	14-2	.875
1996-97	15	147,019	9,801	12-3	.800
1997-98	14	156,103	11,151	11-3	.786
1998-99	15	141,728	9,449	12-3	.800
1999-00	16	142,679	8,918	7-9	.438
2000-01	16	137,909	8,619	9-7	.563
2001-02	16	139,954	8,747	8-8	.500
2002-03	9	80,600	8,956	5-4	.555
2003-04	16	122,900	7,681	10-6	.625
2004-05	15	111,886	7,459	10-5	.667
2005-06	16	106,251	6,641	12-4	.750
2006-07	20	147,122	7,356	16-4	.800
2007-08	16	137,739	8,609	14-2	.875
2008-09	16	135,619	8,476	13-3	.813
2009-10	16	151,442	9,465	14-2	.875
2010-11	17	140,920	8,289	15-2	.882
2011-12	16	125,249	7,828	11-5	.688
2012-13	15	118,305	7,887	8-7	.533
2013-14	19	142,231	7,486	16-3	.842
2014-15	17	129,800	7,635	11-6	.611
2015-16	Home games held in Greenville, S.C. due to renovation				
2016-17	17	123,442	7,262	11-6	.611
2017-18	16	123,895	7,743	15-1	.938
2018-19	19	133,290	7,015	14-5	.737
2019-20	17	116,139	6,832	11-6	.647
<b>Totals</b>	<b>789</b>	<b>6,263,291</b>	<b>8,040</b>	<b>557-204</b>	<b>.732</b>

### Largest Crowds

Attendance	Date	W/L	Results
13,863	1-9-1980	W	Clemson 87, Duke 82 (OT)
13,136	2-28-1990	W	Clemson 97, Duke 93
12,632	1-29-1977	W	Clemson 93, North Carolina 73
12,611	1-7-1987	W	Clemson 73, NC State 69
12,267	1-19-1981	L	Virginia 74, Clemson 59
12,258	1-17-1981	L	Maryland 68, Clemson 62 (OT)
12,013	2-24-1990	W	Clemson 69, North Carolina 61
11,909	1-11-1978	L	Duke 107, Clemson 85
11,800	1-22-1975	W	Clemson 83, Maryland 82
11,800	2-22-1975	W	Clemson 92, NC State 70
11,800	1-24-1976	L	Virginia 69, Clemson 62
11,742	1-23-1988	W	Clemson 69, South Carolina 65

Rollins .....	1-0	Texas Southern .....	1-0
Rutgers .....	0-1	Texas Tech .....	1-0
St. John's .....	1-0	Towson State .....	1-0
Saint Francis (N.Y.) .....	1-0	Vanderbilt .....	0-1
Saint Peter's .....	1-0	Virginia .....	24-21
Sam Houston State .....	1-0	VMI .....	1-0
Samford .....	4-0	Virginia Tech .....	10-4
Savannah State .....	2-0	Wagner .....	2-0
Seton Hall .....	0-1	Wake Forest .....	29-19
Siena .....	1-0	West Chester State .....	1-0
South Alabama .....	1-0	West Virginia Tech .....	1-0
South Carolina .....	22-9	Western Carolina .....	11-0
SC State .....	13-1	Western Kentucky .....	1-0
South Florida .....	1-0	Wichita State .....	0-1
Southern Mississippi .....	1-2	Winthrop .....	8-1
Stetson .....	4-0	Wisconsin-Green Bay .....	1-0
Syracuse .....	4-1	Wofford .....	9-1
Temple .....	0-2	Wright State .....	1-0
Tennessee State .....	1-0	Yale .....	1-2
Tennessee Tech .....	0-1	Youngstown State .....	1-0
Texas Arlington .....	1-0		
Texas A&M .....	1-0		
Texas Christian .....	1-0		



CLEMSON IS 38-9  
ALL-TIME AGAINST  
GEORGIA TECH  
IN LITTLEJOHN  
COLISEUM.





# 2020-21 SERIES SCORES

## ALABAMA (6-4)

at Clemson (2-1)

at Alabama (3-0)

at Neutral Site (1-3)

Year	Rank	Site	W/L	CU	Opp
1929-30		N	L	22	33
1957-58		N	L	75	78
1965-66		N	W	76	62
1968-69		A	W	96	74
1969-70		H	W	104	95
1989-90		N	L	48	57
2007-08	19/NR	A	W	87	61
2008-09	12/NR	H	W	66	59
2015-16		H	L	50	51
2016-17		A	W	67	54

## BOSTON COLLEGE (19-7)

at Clemson (9-1)

at Boston College (5-6)

at Neutral Site (5-0)

Year	Rank	Site	W/L	CU	Opp
1975-76		N	W	80	60
1976-77	11/NR	N	W	128	76
2003-04		H	W	72	62
2004-05		A	L	70	79
2005-06	NR/18	A	L	61	67
2006-07	16/NR	H	W	74	54
2006-07		A	L	59	54
2007-08		H	W	78	56
2007-08		N	W	82	48
2008-09	11/NR	A	W	87	77
2009-10	21/NR	H	W	72	56
2009-10	21/NR	A	L	69	75
2010-11		H	W	77	69
2010-11		N	W	70	47
2011-12		A	L	57	59
2012-13		A	L	68	75
2012-13		H	L	61	68
2013-14		A	W	62	60
2014-15		H	W	64	49
2015-16		H	W	65	54
2015-16		A	W	66	50
2016-17		H	W	82	68
2017-18	25/NR	A	W	74	70
2017-18	19/NR	N	W	90	82
2018-19		H	W	76	66
2019-20		A	W	82	64

## DUKE (32-109)

at Clemson (24-39)

at Duke (4-61)

at Neutral Site (4-9)

Year	Rank	Site	W/L	CU	Opp
1925-26		A	L	12	46
1930-31		N	L	27	31
1933-34		A	L	23	36
1936-37		H	L	25	33
1937-38		N	L	30	40
1938-39		A	L	33	39
1938-39		H	W	38	36
1939-40		A	L	49	54
1939-40		H	L	37	39
1940-41		A	L	42	45
1945-46		H	L	29	42
1945-46		A	L	33	61
1947-48		A	L	47	80
1947-48		H	W	63	57
1954-55		A	L	54	115
1954-55		H	L	66	75
1955-56		A	L	63	97
1955-56	NR/6	H	L	80	109
1956-57		H	L	78	84
1956-57	NR/15	A	L	70	80
1957-58		A	L	66	79
1957-58	NR/13	N	L	57	73
1958-59		H	W	56	55
1958-59		A	L	41	45
1959-60		A	L	59	68
1959-60		H	L	41	50
1960-61	NR/8	H	L	58	75
1960-61	NR/5	A	L	59	79
1961-62	NR/6	A	L	66	89
1961-62	NR/10	H	L	96	104
1961-62	NR/8	N	W	77	72
1962-63	NR/2	H	L	67	92
1962-63	NR/6	A	L	67	78
1963-64	NR/3	A	L	52	75
1963-64	NR/9	H	L	75	81
1964-65	NR/6	H	L	79	80
1964-65	NR/10	A	L	81	106
1965-66		A	L	66	83
1965-66	NR/1	H	L	85	87
1966-67		A	L	61	85
1966-67	NR/14	H	W	73	68
1967-68		A	L	79	101
1967-68	NR/8	H	L	70	82
1967-68	NR/6	N	L	40	43
1968-69		A	L	70	96
1968-69		H	L	76	85
1969-70		H	L	88	92
1969-70		A	L	75	91
1970-71		H	L	56	82

1970-71		A	L	60	70
1971-72		A	L	69	71
1971-72		H	W	59	40
1972-73		A	L	73	75
1972-73		H	W	75	50
1973-74		A	L	50	63
1973-74		H	W	74	68
1974-75		A	L	72	75
1974-75	18/NR	H	W	100	66
1974-75	14/NR	N	W	78	76
1975-76		H	W	^102	96
1975-76		A	W	90	89
1976-77	17/NR	A	W	^80	73
1976-77	18/NR	H	W	67	63
1976-77	18/NR	N	W	82	74
1977-78		H	L	85	107
1977-78	NR/13	A	L	62	78
1977-78	NR/15	N	L	72	83
1978-79	NR/7	A	L	54	73
1978-79	NR/6	H	W	70	49
1979-80	18/1	H	W	^87	82
1979-80	12/17	A	L	^82	87
1980-81	19/NR	A	L	57	75
1980-81		H	W	^54	52
1981-82		H	L	44	50
1981-82		A	L	^72	73
1982-83		A	L	96	99
1982-83		H	W	93	86
1983-84		H	L	65	67
1983-84	NR/15	A	W	77	76
1984-85	NR/5	H	L	83	100
1984-85	NR/6	A	L	73	90
1985-86	NR/5	A	L	78	89
1985-86	NR/1	H	L	69	77
1986-87	10/12	H	L	^103	105
1986-87	13/17	A	L	59	65
1987-88	NR/5	A	L	63	101
1987-88	NR/9	H	W	79	77
1988-89	NR/8	A	L	62	92
1988-89	NR/9	H	W	79	74
1989-90	NR/5	A	L	80	94
1989-90	20/5	H	W	97	93
1990-91	NR/7	H	L	70	99
1990-91	NR/8	A	L	62	79
1991-92	NR/1	A	L	73	112
1991-92	NR/1	H	L	97	98
1992-93	NR/1	A	L	67	110
1992-93	NR/3	H	L	84	93
1993-94	NR/3	H	L	65	71
1993-94	NR/1	A	L	74	78
1993-94	NR/5	N	L	64	77
1994-95	NR/9	A	W	75	70
1994-95		H	W	51	44
1995-96	22/19	H	W	51	48
1995-96	24/NR	A	L	53	83
1996-97	5/10	H	W	^86	82
1996-97	8/6	A	L	77	84
1997-98	24/2	A	L	80	81
1997-98	NR/2	H	L	66	70
1997-98	NR/1	N	L	64	66
1998-99	NR/2	H	L	60	82
1998-99	NR/1	A	L	65	92
1999-00	NR/3	A	L	59	93
1999-00	NR/4	H	L	78	92
1999-00	NR/2	N	L	63	94
2000-01	NR/3	A	L	74	115
2000-01	NR/3	H	L	64	81
2001-02	NR/1	A	L	80	96
2001-02	NR/1	H	L	88	98
2002-03	NR/3	H	L	71	89
2002-03	NR/9	A	L	55	65
2003-04	NR/2	H	L	54	73
2003-04	NR/1	A	L	55	81
2004-05	NR/6	A	L	54	62
2005-06	NR/1	H	L	77	87
2006-07	17/10	A	L	66	68
2006-07	NR/17	H	L	66	71
2007-08	23/5	A	L	80	93
2007-08	NR/7	N	W	78	74
2008-09	10/3	H	W	74	47
2009-10	18/7	A	L	53	74
2009-10	16/6	H	L	47	60
2010-11	NR/4	A	L	59	70
2011-12	NR/6	H	L	66	73
2012-13	NR/1	A	L	40	68
2013-14	NR/13	H	W	72	59
2013-14	NR/6	N	L	62	63
2014-15	NR/4	A	L	56	78
2015-16	NR/6	H	W	68	63
2016-17	NR/18	A	L	62	64
2017-18	11/12	H	L	57	66
2018-19	NR/1	A	L	68	87
2019-20	NR/3	H	W	79	72

## FLORIDA STATE (33-44)

at Clemson (21-13)

at Florida State (8-24)

at Neutral Site (4-7)

Year	Rank	Site	W/L	CU	Opp
1951-52		N	W	62	56
1955-56		N	W	94	76
1959-60		H	W	68	64

1960-61		A	L	57	74
1960-61		H	L	64	65
1961-62		A	W	82	77
1961-62		H	W	75	69
1968-69		H	L	67	70
1969-70		A	L	80	122
1973-74		N	L	58	65
1976-77		H	W	108	92
1991-92	NR/23	A	L	90	102
1991-92	NR/16	H	W	68	67
1992-93	NR/22	H	L	71	89
1992-93	NR/9	A	L	92	102
1992-93	NR/10	N	W	87	75
1993-94		A	L	57	60
1993-94		H	L	71	79
1994-95		H	L	66	67
1994-95		A	L	57	62
1995-96	19/NR	A	L	62	75
1995-96		H	W	67	59
1996-97	5/NR	A	W	76	70
1996-97	8/NR	H	L	65	67
1997-98	24/17	H	W	86	65
1997-98		A	W	78	49
1998-99	25/NR	A	L	64	70
1998-99		H	W	78	45
1998-99		N	L	85	87
1999-00		A	L	57	60
1999-00		H	W	84	58
2000-01		A	L	84	88
2000-01		H	L	63	75
2000-01		N	W	66	64
2001-02		A	L	63	68
2001-02		H	W	87	78
2001-02		N	L	84	91
2002-03		A	L	59	60
2002-03		H	W	74	60
2002-03		N	L	61	72
2003-04		H	W	53	48
2003-04		A	L	52	65
2004-05		A	W	56	54
2004-05		H	W	83	74
2005-06		H	W	61	55
2005-06		A	L	59	69
2006-07	18/NR	A	W	68	66
2006-07		H	W	71	58
2006-07		N	L	66	67
2007-08	18/NR	H	W	97	85
2007-08		A	L	55	64
2008-09	10/NR	H	L	61	65
2008-09	12/NR	A	L	66	73
2009-10		H	W	77	67
2009-10		A	W	53	50
2010-11		A	L	69	75
2010-11	NR/22	H	W	62	44
2011-12		H	W	79	59
2011-12	NR/22	A	L	72	80
2012-13		H	L	66	71
2012-13		A	L	57	60
2012-13		N	L	69	73
2013-14		H	L	41	56
2013-14		A	W	53	49
2014-15		H	L	55	59
2014-15		A	W	62	56
2014-15		N	L	73	76
2015-16		H	W	84	75
2015-16		A	L	65	76
2016-17	NR/15	A	L	61	109
2016-17	NR/19	H	L	74	76
2017-18	11/NR	A	L	79	81
2017-18	18/NR	H	W	76	63
2018-19		A	L	68	77
2018-19		H	L	64	77
2019-20	NR/17	A	L	53	72
2019-20	NR/6	H	W	70	68

# 2020-21 SERIES SCORES

2013-14	N	W	^69	65
2014-15	A	L	52	63
2014-15	H	W	70	63
2015-16	H	W	66	52
2015-16	A	L	73	75
2015-16	N	L	^85	88
2016-17	A	L	63	75
2016-17	H	W	74	62
2017-18	18/NR	A	W	72
2017-18	15/NR	H	W	75
2018-19	H	W	72	60
2018-19	A	L	65	42
2019-20	A	L	59	68
2019-20	H	L	62	65

## LOUISVILLE (3-7)

at Clemson (3-1)

at Louisville (0-6)

at Neutral Site (0-0)

Year	Rank	Site	W/L	CU	Opp
1973-74		H	L	70	74
1974-75		A	L	75	90
2005-06		A	L	68	74
2014-15	NR/5	A	L	52	58
2015-16	NR/16	H	W	66	62
2016-17	NR/11	A	L	60	92
2017-18	25/NR	H	W	^74	69
2018-19		A	L	55	56
2019-20	NR/6	A	L	62	80
2019-20	NR/5	H	W	77	62

## MARYLAND (50-90)

at Clemson (35-27)

at Maryland (10-53)

at Littlejohn Coliseum (22-20)

at Neutral Site (4-10)

Year	Rank	Site	W/L	CU	Opp
1938-39		A	L	34	45
1938-39		N	W	39	27
1939-40		A	L	26	53
1939-40		H	W	48	30
1940-41		N	W	48	34
1947-48		A	L	42	49
1947-48		H	L	61	63
1948-49		A	L	50	74
1948-49		H	W	68	49
1949-50		A	W	60	55
1949-50		H	W	70	68
1950-51		H	W	50	44
1950-51		A	L	^50	54
1950-51		N	L	48	50
1953-54		H	L	41	81
1953-54		A	L	54	79
1953-54	NR/17	N	L	59	75
1954-55	NR/11	H	L	63	71
1954-55	NR/11	A	L	66	68
1955-56		H	L	63	71
1955-56		A	L	69	81
1956-57		H	L	52	59
1956-57		A	L	65	74
1957-58	NR/7	H	W	73	66
1957-58	NR/9	A	L	54	72
1958-59		H	W	55	46
1958-59		A	L	58	77
1959-60		A	L	55	70
1959-60		H	L	59	66
1960-61		H	W	76	59
1960-61		A	L	^80	82
1960-61		N	L	75	91
1961-62		H	W	73	61
1961-62		A	W	75	68
1962-63		H	W	62	60
1962-63		A	L	67	69
1963-64		A	L	48	56
1963-64		H	W	83	68
1963-64		N	W	81	67
1964-65		H	L	^65	67
1964-65		A	L	71	88
1964-65		N	L	50	61
1965-66		H	W	71	66
1965-66		A	W	81	69
1966-67		A	L	48	68
1966-67		H	W	65	61
1967-68		H	W	^94	93
1967-68		A	L	68	81
1968-69		A	L	78	83
1968-69		H	L	83	84
1969-70		H	L	68	75
1969-70		A	L	85	103
1970-71		A	L	52	56
1970-71		H	W	^51	45
1971-72	NR/12	H	W	63	61
1971-72	NR/19	A	L	57	67
1971-72	NR/13	N	L	52	54
1972-73	NR/2	H	L	75	79
1972-73	NR/10	A	L	66	69
1972-73	NR/10	N	L	61	77
1973-74	NR/3	A	L	60	89
1973-74	NR/6	H	L	54	56
1974-75	NR/3	H	W	83	82
1974-75	11/2	A	L	64	70
1975-76	NR/2	A	W	82	77

1975-76	NR/4	H	L	89	98
1976-77	NR/13	H	W	93	71
1976-77	15/NR	A	L	78	84
1977-78		A	L	75	90
1977-78		H	L	75	80
1978-79	NR/19	H	L	63	77
1978-79	NR/19	A	L	69	77
1978-79		N	L	67	75
1979-80	17/NR	A	L	83	84
1979-80	16/7	H	W	90	81
1979-80	17/7	N	L	85	91
1980-81	19/10	H	L	^62	68
1980-81	NR/19	A	L	70	72
1981-82		A	L	57	62
1981-82		H	W	75	66
1982-83		H	L	61	80
1982-83		A	L	88	92
1983-84	NR/7	A	L	72	85
1983-84	NR/17	H	L	^65	66
1984-85		A	L	84	94
1984-85	NR/10	H	W	71	64
1985-86		A	L	69	78
1985-86		H	W	70	60
1986-87	12/NR	H	W	72	64
1986-87	12/NR	A	W	80	79
1987-88		A	L	53	68
1987-88		H	L	66	70
1988-89		H	W	75	58
1988-89		A	L	87	98
1989-90		H	W	82	77
1989-90		A	W	75	73
1990-91		A	L	65	81
1990-91		H	W	73	69
1991-92		A	L	71	84
1991-92		H	W	82	70
1991-92		N	L	75	81
1992-93		H	W	82	72
1992-93		A	W	81	73
1993-94		A	L	53	73
1993-94	NR/18	H	W	73	67
1994-95	NR/8	H	L	51	56
1994-95	NR/7	A	L	68	84
1995-96	18/NR	A	L	60	65
1995-96		H	W	68	61
1996-97	3/11	A	W	67	63
1996-97	10/7	H	W	80	68
1996-97	13/22	N	L	61	76
1997-98		H	W	^78	65
1997-98		A	L	69	74
1998-99	NR/4	H	L	^79	81
1998-99	NR/5	A	L	60	77
1999-00	NR/24	A	L	62	74
1999-00	NR/19	H	L	63	76
2000-01		H	L	92	104
2000-01	NR/9	A	L	54	69
2001-02	NR/3	A	L	90	99
2001-02		H	L	68	84
2002-03	NR/12	H	L	47	52
2002-03	NR/14	A	L	52	91
2003-04		H	L	52	65
2003-04		A	L	49	70
2004-05	NR/22	H	W	88	73
2004-05		A	W	97	93
2004-05		N	W	84	72
2005-06		H	W	89	77
2006-07	14/25	A	L	87	92
2006-07		H	L	66	82
2007-08		A	W	73	70
2008-09	13/NR	H	W	93	64
2009-10	21/NR	H	W	62	53
2009-10		A	L	79	88
2010-11		A	L	77	79
2011-12		H	L	62	64
2012-13		A	L	59	72
2013-14		H	W	^77	73

## MIAMI (FLA.) (15-13)

at Clemson (8-3)

at Miami (3-8)

at Neutral Site (4-2)

Year	Rank	Site	W/L	CU	Opp
1955-56		N	W	98	96
1958-59		N	W	66	61
1966-67		N	W	^73	64
1994-95		H	W	75	55
1995-96		A	W	^66	52
2001-02		N	L	65	67
2004-05		A	L	65	69
2004-05		H	L	77	83
2005-06		A	L	38	62
2005-06		N	L	63	66
2006-07		H	W	74	70
2007-08	25/NR	A	L	72	75
2007-08		H	W	79	69
2008-09	25/NR	A	W	91	72
2009-10		H	W	74	66
2010-11		H	W	79	72
2010-11		A	W	63	59
2011-12		A	L	73	76
2012-13	NR/3	H	L	43	45
2012-13	NR/6	A	L	49	62
2013-14		H	W	58	54

2014-15		A	L	45	56
2015-16	NR/8	H	W	76	65
2016-17		A	L	65	71
2017-18	19/NR	H	W	72	63
2018-19		A	L	64	65
2019-20		H	L	^68	73
2019-20		N	W	69	64

## MISSISSIPPI STATE (3-1)

at Clemson (1-0)

at Mississippi State (1-0)

at Neutral Site (1-1)

Year	Rank	Site	W/L	CU	Opp
1981-82		N	W	59	32
2006-07		H	W	69	66
2007-08		A	W	84	82
2018-19	NR/22	N	L	71	82

## MOREHEAD STATE (1-0)

at Clemson (1-0)

at Morehead State (0-0)

at Neutral Site (0-0)

Year	Rank	Site	W/L	CU	Opp
1991-92		H	W	114	69

## NORTH CAROLINA (22-133)

at Clemson (17-40)

at North Carolina (1-59)

at Neutral Site (4-34)

Year	Rank	Site	W/L	CU	Opp
1925-26		A	L	24	48
1933-34		A	L	26	38
1935-36		A	L	23	24
1935-36		H	L	^34	35
1937-38		A	L	34	44
1938-39		N	W	44	43
1939-40		H	L	^31	39
1939-40		A	L	30	47
1939-40		N	L	41	50
1940-41		A	L	53	76
1941-42		H	L	34	54
1942-43		A	L	32	55
1951-52		A	L	59	65
1951-52		H	W	77	69
1952-53		A	L	56	82
1952-53		H	L	80	91
1953-54		A	L	48	85
1953-54		H	L	56	72
1954-55		A	L	66	99
1954-55		H	L	87	95
1955-56		A	L	58	73
1955-56	NR/9	H	L	^99	103
1956-57		N	L	75	94
1956-57	NR/2	A	L	54	86
1956-57	NR/13	N	L	61	81
1957-58		A	L	55	79
1957-58	NR/6	H	L	81	90
1957-58	NR/13	N	L	51	62
1958-59		A	L	67	83
1958-59	NR/2	N	L	46	60
1958-59	NR/5	N	L	69	93
1959-60	NR/11	H	L	54	73
1959-60	NR/19	N	L	80	85
1960-61	NR/5	A	L	46	77
1960-61	NR/7	N	L	55	61
1961-62		H	L	52	54
1961-62		N	L	59	69
1962-63		A	L	48	64
1962-63		N	L	63	79
1963-64		H	W	^66	64
1963-64		N	W	^69	90
1964-65		A	L	59	77
1964-65		N	L	84	86
1965-66		H	W	84	74
1965-66		N	L	66	70
1966-67		A	L	65	76
1966-67	NR/4	N	W	92	88
1967-68	NR/3	H	L	83	115
1967-68	NR/3	N	L	74	96
1968-69	NR/2	A	L	69	90
1968-69	NR/2	N	L	81	107
1968-69	NR/4	N	L	70	94
1969-70	NR/7	H	L	91	96
1969-70	NR/10	N	L	66	110
1970-71	NR/15	A	L	72	92
1970-71	NR/11	N	L	48	86
1970-71	NR/13	N	L	41	76
1971-72	NR/3	H	L	61	81
1971-72	NR/3	N	L	50	73
1972-73	NR/7	A	L	58	92
1972-73	NR/6	N	L	69	84
1973-74	NR/5	H	L	90	102
1973-74	NR/4	A	L	60	61
1974-75	NR/15	A	L	72	74
1974-75	NR/10	H	W	80	72
1974-75	14/12	N	L	^71	76
1975-76	NR/6	H	L	64	83
1975-76	NR/4	A	L	64	79
1975-76	NR/4	N	L	74	82
1976-77	16/6	N	L	63	91
1976-77	19/4	H	W	93	77



# 2020-21 SERIES SCORES

1938-39	A	L	37	54	1995-96	18/NR	H	L	61	64	1931-32	A	L	23	31	1983-84	H	W	72	71		
1939-40	H	W	66	31	1995-96		A	W	80	76	1931-32	H	W	31	22	1983-84	A	W	61	59		
1939-40	A	W	48	38	1996-97	3/NR	H	W	51	42	1931-32	H	L	22	24	1984-85	A	L	66	71		
1940-41	H	W	48	39	1996-97	7/NR	A	L	54	58	1932-33	A	L	26	47	1984-85	H	W	98	81		
1940-41	A	L	43	44	1997-98		H	L	^80	82	1932-33	H	L	20	28	1985-86	H	W	^73	66		
1941-42	A	L	36	52	1997-98		A	W	77	72	1933-34	H	L	15	41	1985-86	A	L	64	65		
1942-43	H	L	40	48	1998-99	21/NR	H	W	80	72	1933-34	A	L	17	42	1986-87	12/NR	A	W	71	65	
1942-43	A	L	34	69	1998-99		A	L	71	84	1933-34	A	L	18	41	1986-87	H	W	74	52		
1945-46	H	L	43	48	1999-00	NR/21	H	W	59	42	1934-35	A	L	30	38	1987-88	H	W	69	65		
1945-46	A	L	^46	51	1999-00		A	W	66	63	1934-35	H	W	22	16	1987-88	A	L	63	75		
1946-47	H	L	54	86	2000-01		H	W	72	69	1935-36	H	W	31	30	1988-89	A	L	70	90		
1946-47	A	L	21	69	2000-01		A	L	51	85	1935-36	A	W	43	30	1988-89	H	W	78	65		
1953-54	A	L	59	113	2001-02		H	L	79	80	1936-37	A	L	^30	32	1989-90	17/NR	H	W	83	65	
1954-55	NR/4	H	L	72	112	2001-02	NR/24	A	L	54	83	1936-37	H	W	31	29	1989-90	A	L	53	54	
1954-55	NR/6	A	L	85	119	2002-03		A	L	56	78	1937-38	A	W	54	38	1990-91	A	L	53	58	
1954-55	NR/5	A	L	76	101	2002-03		H	L	60	63	1937-38	H	W	58	39	1991-92	H	W	55	52	
1955-56	NR/2	H	L	83	100	2003-04		A	L	69	86	1938-39	A	W	38	16	1992-93	A	W	^89	84	
1955-56	NR/4	A	L	88	105	2003-04	NR/13	H	W	60	55	1938-39	H	W	43	16	1993-94	H	L	88	91	
1955-56	NR/5	A	L	84	88	2004-05		H	L	70	80	1939-40	A	W	37	32	1994-95	A	W	83	59	
1956-57	NR/8	H	W	^96	94	2005-06	NR/14	H	L	^85	94	1939-40	H	W	56	25	1995-96	H	W	72	58	
1956-57	A	L	71	75	2006-07	14/NR	A	W	87	76	1940-41	A	L	31	50	1996-97	8/NR	A	W	58	39	
1957-58	NR/12	H	W	63	59	2007-08	25/NR	H	W	70	54	1940-41	H	L	39	40	1997-98	25/6	H	W	62	57
1957-58	NR/10	A	L	54	56	2007-08		A	W	71	64	1941-42	A	L	35	62	1997-98		A	W	70	66
1958-59	NR/5	H	L	54	56	2008-09	11/NR	H	W	63	51	1941-42	H	L	24	38	1999-00		H	W	61	58
1958-59	NR/6	N	L	54	69	2009-10	19/NR	A	W	73	70	1942-43	A	L	30	48	2000-01		A	L	64	76
1959-60	A	L	69	90	2009-10		N	L	57	59	1942-43	H	L	40	42	2001-02		H	L	59	81	
1959-60	N	W	65	62	2010-11		H	W	60	50	1943-44	H	L	37	66	2002-03		A	L	59	76	
1960-61	H	L	67	70	2010-11		A	L	61	69	1943-44	A	L	31	57	2003-04		H	L	61	76	
1960-61	N	L	52	63	2011-12		H	W	^72	69	1944-45	H	L	34	58	2004-05		A	W	^63	62	
1961-62	A	L	64	80	2012-13	NR/14	A	L	62	66	1944-45	A	L	38	76	2005-06		H	W	82	63	
1961-62	N	L	71	73	2012-13		H	L	57	58	1944-45	N	L	24	55	2006-07		A	W	74	53	
1961-62	N	W	67	46	2013-14		H	W	73	56	1945-46	H	W	47	42	2007-08	18/NR	H	W	85	74	
1962-63	H	L	55	56	2014-15		A	W	68	57	1945-46	A	L	41	51	2008-09	16/NR	A	W	98	87	
1962-63	N	L	50	66	2014-15		H	L	61	66	1946-47	A	L	39	73	2009-10	18/NR	H	W	72	61	
1962-63	N	L	78	79	2015-16		A	L	74	77	1946-47	H	L	55	73	2010-11		A	L	60	64	
1963-64	A	W	66	52	2016-17		H	W	78	74	1947-48	H	L	54	73	2011-12		H	L	55	58	
1963-64	N	L	^43	45	2016-17		N	W	75	61	1947-48	A	L	57	59	2012-13		A	W	64	55	
1964-65	NR/18	H	L	74	78	2017-18		H	W	78	62	1948-49	H	L	48	51	2013-14		H	W	71	57
1964-65	NR/18	N	L	61	62	2017-18	19/NR	A	L	77	78	1948-49	A	L	49	82	2014-15		A	L	45	68
1965-66	A	L	58	76	2018-19		A	L	67	69	1949-50	H	L	56	66	2015-16	NR/25	H	L	59	65	
1965-66	N	W	^76	74	2018-19		N	L	58	59	1949-50	A	L	40	43	2016-17	NR/20	A	W	62	60	
1966-67	H	W	80	60	2019-20		H	W	81	70	1950-51	H	L	61	76	2017-18		H	W	64	48	
1966-67	N	W	62	50	2019-20		A	L	54	60	1950-51	A	W	78	72	2018-19		A	W	78	68	
1967-68	A	L	66	78							1951-52	A	L	65	71	2019-20		H	L	54	67	
1967-68	N	L	67	69							1951-52	H	W	78	64							
1968-69	H	W	78	77							1952-53	A	W	74	63							
1968-69	N	L	74	84							1952-53	H	L	67	71							
1969-70	A	L	87	119							1953-54	A	L	57	65							
1969-70	NR/5	N	L	84	102						1953-54	H	L	61	64							
1970-71	H	W	59	50							1954-55	H	L	87	90							
1970-71	N	L	^57	64							1954-55	A	L	68	85							
1971-72	A	L	46	58							1955-56	N	W	94	87							
1971-72	N	L	59	74							1955-56	A	L	79	94							
1972-73	NR/2	H	L	76	86						1955-56	H	L	83	89							
1972-73	NR/2	N	L	61	68						1956-57	H	W	79	71							
1973-74	NR/4	A	L	68	96						1956-57	N	L	85	113							
1973-74	NR/1	H	L	75	80						1957-58	N	W	85	65							
1974-75	15/6	A	L	89	92						1957-58	A	L	67	74							
1974-75	16/4	H	W	92	70						1957-58	H	L	60	61							
1975-76	NR/10	A	L	89	92						1958-59	N	W	55	49							
1975-76	NR/12	H	W	103	90						1958-59	H	L	69	83							
1976-77	16/NR	H	W	60	59						1958-59	A	W	^58	56							
1976-77	18/NR	A	W	68	66						1959-60	H	W	74	69							
1977-78	A	L	69	73							1959-60	A	L	65	66							
1977-78	H	L	65	72							1960-61	A	W	71	63							
1978-79	NR/20	H	W	85	72						1960-61	H	W	93	72							
1978-79	A	L	58	83							1961-62	A	L	74	86							
1979-80	16/NR	A	L	67	80						1961-62	H	L	81	87							
1979-80	10/20	H	W	78	70						1962-63	H	W	80	61							
1980-81	H	W	76	68							1962-63	A	L	45	51							
1980-81	A	W	82	76							1963-64	A	L	56	67							
1981-82	A	L	59	75							1963-64	H	W	63	50							
1981-82	H	W	65	54							1964-65	H	W	94	87							
1982-83	H	L	70	76							1964-65	A	W	72	67							
1982-83	A	L	83	90							1965-66	A	L	48	57							
1983-84	NR/12	H	W	63	61						1965-66	H	W	86	82							
1983-84	A	L	59	69							1965-66	N	L	52	60							
1984-85	H	L	68	71							1966-67	A	W	80	68							
1984-85	NR/15	A	L	57	69						1966-67	H	W	73	57							
1984-85	N	L	63	70							1967-68	H	L	71	93							
1985-86	NR/19	A	L	57	60						1967-68	A	L	74	89							
1985-86	H	L	^69	73							1968-69	A	L	62	77							
1986-87	20/18	H	W	73	69						1968-69	H	L	79	106							
1986-87	12/NR	A	W	78	75						1969-70	NR/3	H	L	76	97						
1987-88	A	L	61	70							1969-70	NR/2										

# 2020-21 SERIES SCORES

1961-62	A	W	72	71	2011-12	NR/16	A	L	61	65
1962-63	H	W	86	64	2011-12	NR/22	H	W	60	48
1962-63	A	W	52	50	2012-13		H	W	59	44
1963-64	A	W	53	52	2012-13		A	L	41	78
1963-64	H	W	90	73	2013-14	NR/16	H	L	58	63
1964-65	H	W	99	72	2014-15	NR/2	A	L	42	65
1964-65	A	L	67	69	2015-16	NR/13	A	L	62	69
1965-66	H	W	70	69	2015-16	NR/4	H	L	57	64
1965-66	A	L	61	63	2016-17	NR/18	H	L	73	77
1966-67	A	W	^102	88	2017-18	18/2	A	L	36	61
1966-67	H	L	71	73	2017-18	19/1	N	L	58	64
1967-68	H	L	92	95	2018-19	NR/4	H	L	43	63
1967-68	A	L	73	81	2019-20		A	L	44	51
1968-69	A	L	75	82						
1968-69	H	W	92	90						
1969-70	H	W	104	87						
1969-70	A	L	79	94						
1970-71	A	L	56	66						
1970-71	NR/15	H	W	45	44					
1971-72	NR/8	H	L	58	62					
1971-72	NR/6	A	L	60	62					
1972-73	H	W	64	63						
1972-73	A	W	^56	54						
1973-74	H	W	61	51						
1973-74	A	L	68	81						
1973-74	N	L	63	68						
1974-75	H	W	86	68						
1974-75	A	W	74	64						
1975-76	H	L	62	69						
1975-76	A	L	77	90						
1976-77	A	W	63	54						
1976-77	18/NR	H	L	65	71					
1976-77	18/NR	N	L	60	72					
1977-78	NR/13	H	W	^79	70					
1977-78	NR/17	A	W	63	55					
1978-79		A	L	54	61					
1978-79		H	L	68	72					
1979-80	17/12	H	W	88	68					
1979-80	10/NR	A	L	87	89					
1979-80	17/NR	N	W	57	49					
1980-81	19/2	H	L	59	74					
1980-81	NR/1	A	L	58	73					
1981-82	NR/3	A	L	68	89					
1981-82	NR/1	H	L	54	56					
1981-82	NR/3	N	L	54	56					
1982-83	NR/7	A	L	87	105					
1982-83	NR/3	H	L	^83	85					
1983-84		A	W	70	62					
1983-84		H	L	73	74					
1983-84		A	L	70	77					
1984-85		H	W	82	62					
1984-85		A	L	66	69					
1985-86		H	L	81	83					
1985-86		A	L	69	82					
1986-87	14/NR	H	W	89	83					
1986-87	12/NR	A	W	^94	90					
1987-88		A	L	75	77					
1987-88		H	W	65	62					
1988-89		H	W	88	70					
1988-89		A	L	93	85					
1988-89		N	L	73	90					
1989-90		A	W	76	70					
1989-90		H	W	74	63					
1989-90	17/NR	N	L	66	69					
1990-91	NR/13	H	L	78	82					
1990-91		A	L	47	57					
1991-92		H	W	51	48					
1991-92		A	L	49	69					
1992-93	NR/14	A	L	82	100					
1992-93	NR/24	H	L	78	83					
1993-94		H	L	57	64					
1993-94		A	L	44	52					
1994-95	18/NR	A	L	37	61					
1994-95	NR/17	H	L	44	62					
1995-96	16/NR	H	W	89	79					
1995-96		A	L	51	62					
1996-97	12/25	A	W	62	52					
1996-97	7/NR	H	W	71	65					
1997-98	25/NR	H	W	69	52					
1997-98		A	L	^74	78					
1998-99	25/NR	A	L	58	65					
1998-99		H	W	88	65					
1999-00		H	L	91	98					
1999-00		A	L	62	76					
2000-01	NR/13	H	L	76	104					
2000-01	NR/7	A	L	65	84					
2001-02	NR/10	H	W	68	52					
2001-02		A	L	71	85					
2002-03		H	W	78	77					
2002-03		A	W	73	64					
2003-04		A	L	50	61					
2003-04		H	L	55	58					
2003-04		N	L	^79	83					
2004-05		A	L	79	81					
2005-06		A	L	58	64					
2005-06		H	W	90	64					
2006-07	17/NR	H	L	63	64					
2007-08		A	W	82	51					
2008-09	11/NR	A	L	^81	85					
2008-09	18/NR	H	W	75	57					
2009-10		H	W	72	49					
2010-11		A	L	47	49					

## VIRGINIA TECH (16-21)

at Clemson (10-7)

at Virginia Tech (6-13)

at Neutral Site (0-1)

Year	Rank	Site	W/L	CU	Opp
1924-25		H	L	13	27
1935-36		A	W	46	32
1965-66		A	L	62	72
1965-66		H	L	87	90
1966-67		A	W	70	68
1967-68		H	L	78	101
1968-69		A	L	75	86
1969-70		H	W	87	79
1970-71		A	L	66	76
1970-71		H	W	56	53
1971-72		H	W	85	73
1971-72		A	L	44	48
1994-95		A	L	54	62
2004-05		A	L	57	59
2004-05		H	W	66	64
2005-06		H	L	^74	75
2005-06		A	W	86	81
2006-07	NR/21	A	W	75	74
2007-08		H	W	70	69
2008-09	11/NR	A	W	86	82
2008-09	12/NR	H	L	77	80
2009-10		A	L	59	70
2010-11		H	W	69	60
2011-12		A	L	65	67
2011-12		H	W	58	56
2011-12		N	L	63	68
2012-13		H	W	77	70
2012-13		A	L	61	69
2013-14		A	W	56	49
2014-15		H	W	75	54
2015-16		A	L	57	60
2016-17		H	L	81	82
2016-17		A	L	70	71
2017-18	15/NR	A	L	58	65
2018-19	NR/11	H	W	59	51
2019-20		H	L	60	67
2019-20		A	L	58	70

## WAKE FOREST (64-100)


at Clemson (43-36)

at Wake Forest (16-54)

at Neutral Site (5-10)

Year	Rank	Site	W/L	CU	Opp
1925-26		A	L	34	40
1936-37		H	L	36	53
1936-37		H	L	27	29
1937-38		A	W	42	33
1937-38		H	W	46	40
1938-39		H	L	38	39
1938-39		A	L	38	44
1938-39		N	W	30	28
1939-40		H	W	30	28
1939-40		A	L	39	53
1940-41		A	L	35	42
1940-41		H	W	54	53
1941-42		A	L	40	58
1941-42		H	L	37	52
1942-43		H	L	56	71
1946-47		H	L	43	58
1946-47		A	L	51	67
1947-48		A	L	48	68
1947-48		H	L	59	66
1948-49		A	L	50	58
1948-49		H	W	59	57
1949-50		H	L	58	66
1949-50		A	L	52	65
1950-51		A	L	^72	73
1950-51		H	W	57	47
1951-52		A	W	68	63
1951-52		H	W	^85	84
1952-53		H	L	66	93
1952-53		A	L	56	87
1953-54		H	L	69	101
1953-54		A	L	57	98
1954-55		A	L	65	120
1954-55		N	L	79	100
1955-56		H	L	79	98
1955-56		H	L	103	104
1955-56		A	L	87	108
1956-57	NR/13	A	L	70	81
1956-57	NR/10	H	L	72	93
1957-58		A	W	81	72
1957-58		H	W	86	76

CLEMSON IS 4-3 ALL-TIME AGAINST SYRACUSE, INCLUDING A 74-70 THRILLER IN THE 2007 NIT.




1958-59		A	L	47	57	1979-80	16/NR	H	W	86	69
1958-59		H	W	58	51	1980-81	20/6	A	L	71	73
1959-60	NR/12	A	L	62	77	1980-81	NR/11	H	W	81	71
1959-60		H	L	64	83	1980-81	NR/11	N	L	71	80
1959-60	NR/18	N	L	59	74	1981-82		H	L	54	68
1960-61		A	L	59	81	1981-82	NR/16	A	L	76	94
1960-61		H	L	65	86	1982-83		A	L	76	89
1961-62		A	L	54	81	1982-83		H	L	82	86
1961-62		H	L	82	83	1983-84	NR/15	H	L	^72	76
1961-62	NR/16	N	L	66	77	1983-84	NR/13	A	L	57	68
1962-63		A	L	62	80	1984-85		A	L	61	83
1962-63		H	W	71	70	1984-85		H	W	80	65
1963-64		A	W	87	61	1985-86		H	W	91	64
1963-64		H	L	73	75	1985-86		W	W	46	43
1963-64		N	L	64	86	1986-87	20/NR	A	W	^91	88
1964-65		A	L	75	82	1986-87	10/NR	H	W	87	71
1964-65		H	W	84	65	1986-87	13/NR	N	L	62	69
1965-66		A	W	72	71	1987-88		H	W	75	62
1965-66		H	W	104	89	1987-88		A	L	73	79
1966-67		A	L	80	90	1988-89		A	W	75	71
1966-67		H	W	70	68	1988-89		H	W	94	83
1966-67		N	L	^61	63	1989-90		H	W	76	57
1967-68		H	W	70	67	1989-90		A	W	89	75
1967-68		A	W	78	66	1989-90	17/NR	N	W	79	70
1968-69		A	L	84	100	1990-91		H	L	^88	93
1968-69		H	L	^104	112	1990-91		A	L	55	81
1969-70		A	L	71	97	1991-92	NR/20	H	L	58	73
1969-70		H	W	105	95	1991-92		A	L	48	60
1970-71		A	L	57	74	1992-93		A	L	56	74
1970-71		H	L	54	64	1992-93		H	W	76	74
1971-72		A	L	51	59	1993-94		H	W	75	68
1971-72		H	L	63	70	1993-94		A	L	69	80
1972-73		H	W	86	61	1994-95	NR/16	A	L	60	69
1972-73		A	L	55	58	1994-95	NR/12	H	L	52	64
1973-74		A	L	65	74	1995-96	19/6	H	W	55	41
1973-74		H	W	74	73	1995-96	NR/10	A	L	48	68
1974-75		H	W	80	77	1995-96	NR/12	N	L	60	68
1974-75	18/NR	A	W	71	54	1996-97	2/4	H	L	62	65
1975-76	NR/5	A	W	86	81	1996-97	7/2	A	L	49	55
1975-76		H	L	77	84	1997-98	24/NR	A	L	66	70
1975-76		N	W	76	63	1997-98		H	W	71	46
1976-77	17/7	H	L	82	84	1997-98		N	W	75	56
1976-77	15/4	A	W	70	66	1998-99	21/NR	H	L	61	64
1977-78		N	L	^90	91	1998-99		A	L	69	79
1977-78	NR/14	H	W	91	81	1999-00		H	L	53	67
1978-79		H	W	^71	66	1999-00		A	L	63	79
1978-79		N	W	85	74	2000-01	NR/10	A	L	63	71
1979-80	18/NR	A	L	83	86	2000-01	NR/24	H	L	60	92



# 2020-21 SERIES SCORES

2001-02	NR/19	A	L	55	96
2001-02		H	W	^^118	115
2002-03	NR/17	H	L	60	81
2002-03	NR/12	A	L	68	80
2003-04	NR/5	A	L	63	78
2003-04	NR/20	H	L	67	82
2004-05	NR/3	H	L	68	103
2005-06		H	W	^74	73
2005-06		A	L	^68	74
2006-07		A	L	65	67
2007-08	25/NR	H	W	^80	75
2008-09	9/2	H	L	68	78
2008-09	18/10	A	L	88	96
2009-10		A	L	65	70
2010-11		H	W	63	49
2011-12		H	W	71	60
2011-12		A	W	78	58
2012-13		H	W	60	44
2013-14		H	W	61	53
2013-14		A	L	57	62
2014-15		H	W	59	57
2015-16		A	W	76	62
2016-17		A	W	73	68
2016-17		H	W	95	83
2017-18	20/NR	A	W	75	67
2018-19		H	W	64	37
2019-20		H	W	71	68
2019-20		A	L	44	56

**Note:** Rank signifies Clemson/opponent poll position heading into the game; ^ - Denotes one overtime period.



BUTCH ZATEZALO'S 46 POINTS AGAINST WAKE FOREST IN 1969 TIED FOR THE THIRD-BEST SCORING EFFORT IN A GAME BY A CLEMSON PLAYER.

THE TIGERS WON FOUR STRAIGHT AT HOME OVER VIRGINIA TECH, STARTING IN 2011.





# LAST TIME IT HAPPENED

## BY A TEAM

### THREE 20-POINT SCORERS, SAME GAME

**By Clemson** - Vernon Hamilton (24), Akin Akingbala (22) and Shawan Robinson (22) vs. Georgia Tech at Littlejohn Coliseum on March 4, 2006 (Clemson 95, Georgia Tech 82).

**By Opponent** - Jayson Tatum (20), Luke Kennard (20) and Frank Jackson (20) for Duke at Barclays Center on March 8, 2017 (Duke 79, Clemson 72).

### SIX DOUBLE-FIGURE SCORERS, SAME GAME

**By Clemson** - Marquise Reed (20), Shelton Mitchell (16), Aamir Simms (16), Elijah Thomas (15), Clyde Trapp (13) and David Skara (11) vs. The Citadel in Littlejohn Coliseum in Clemson, S.C., on Nov. 6, 2018 (Clemson 100, The Citadel 80).

**By Opponent** - Dahntay Jones (10), Mike Dunleavy (15), Carlos Boozer (23), Chris Duhon (13), Jason Williams (19) and Daniel Ewing (14) for Duke on Dec. 2, 2001 (Duke 96, Clemson 80).

### SEVEN DOUBLE-FIGURE SCORERS, SAME GAME

**By Clemson** - Devin Gray (17), Steve Harris (15), Corey Wallace (15), David Young (15), Sharone Wright (14), Andre Bovain (12) and Chris Whitney (11) vs. Morehead State at Littlejohn Coliseum on Nov. 30, 1991 (Clemson 114, Morehead State 69).

**By Opponent** - Cornel Parker (20), Junior Burroughs (15), Ted Jeffries (14), Corey Alexander (13), Jason Williford (12), Doug Smith (11) and Yuri Barnes (11) of Virginia at Charlottesville on Jan. 13, 1993 (Virginia 100, Clemson 82).

### SCORED 100 POINTS

**By Clemson** - Scored 100 points vs. The Citadel on Nov. 6, 2018 to open the season. The Tigers had six double-figure scorers. (Clemson 100, The Citadel 80).

**By Opponent** - 109 by Florida State on Feb. 5, 2017 (Florida State 109, Clemson 61).

### SCORED 100 POINTS AWAY FROM HOME

**By Clemson** - Scored 100 points vs. The Citadel in season opener of 2018-19 season. The win was Head Coach Brad Brownell's 150th as coach at Clemson (Clemson 100, The Citadel 80).

**By Opponent** - 115 by Wake Forest at Clemson on Feb. 13, 2002 (Clemson 118, Wake Forest 115 2OT).

### SCORED 100 POINTS, YET LOST GAME

**By Clemson** - Scored 108 points in 111-108 loss to Georgia Tech at Clemson on Jan. 24, 2001.

**By Opponent** - Wake Forest scored 115 in a 118-115 Clemson win at Clemson on Feb. 13, 2002 (2OT).

### SCORED 110 POINTS

**By Clemson** - Scored 118 vs. Wake Forest at Littlejohn Coliseum on Feb. 13, 2002 (2OT).

**By Opponent** - 115 by Wake Forest at Clemson on Feb. 13, 2002 (Clemson 118, Wake Forest 115 2OT).

### SCORED 120 POINTS

**By Clemson** - Scored 120 vs. Charleston Southern at North Charleston Coliseum on Dec. 1, 1993 (Clemson 120, Charleston Southern 103).

**By Opponent** - Scored 122 by Florida State at Tallahassee, Fla., on Jan. 22, 1970 (Florida State 122, Clemson 80).

### 50-POINT VICTORY

**By Clemson** - +53 in a 93-40 win over Wofford at Littlejohn Coliseum on Nov. 19, 2008.

**By Opponent** - +55 by Wake Forest in a 120-65 contest in Winston-Salem, N.C., on Feb. 10, 1955.

### MADE 50 FIELD GOALS

**By Clemson** - 50 (79 attempts) vs. Bowling Green at

Littlejohn Coliseum on Nov. 27, 1981 (Clemson 109, Bowling Green 91).

**By Opponent** - 50 (105 attempts) by Florida State at Tallahassee, Fla., on Jan. 22, 1970 (Florida State 122, Clemson 80).

### SHOT 65 PERCENT FROM THE FIELD

**By Clemson** - Clemson made 68.9 percent of its field goal attempts (31-45) at Boston College on Feb. 22, 2020 at Conte Forum (Clemson 82, Boston College 64).

**By Opponent** - 66.1 percent (41-62) by Florida State on Feb. 5, 2017 at the Tucker Center in Tallahassee, Fla. (Florida State 109, Clemson 61).

### SHOT 90 PERCENT FROM THE FOUL LINE

(Min. 15 Attempts)

**By Clemson** - 94.7 percent (18-19) against Miami (Fla.) at Greensboro Coliseum in Greensboro, N.C. on March 11, 2020 (Clemson 69, Miami (Fla.) 64)

**By Opponent** - 94.1 percent (14-17) by Virginia Tech at Littlejohn Coliseum in Clemson, S.C. on Jan. 22, 2017 (Virginia Tech 82, Clemson 81).

### A +30 REBOUND MARGIN

**By Clemson** - +30 (52-22) vs. Wagner at Littlejohn Coliseum on Dec. 10, 1988 (Clemson, 79, Wagner 36).

**By Opponent** - +34 (74-40) by Florida State in Tallahassee, Fla., on Jan. 22, 1970 (Florida State 122, Clemson 80).

### A TEAM HANDED OUT 30 ASSISTS

**By Clemson** - 30 vs. Coppin State at Littlejohn Coliseum on Nov. 21, 2005 (Clemson 102, Coppin State 71).

**By Opponent** - 35 by Georgia Tech at Alexander Memorial Coliseum on Feb. 1, 1968 (Georgia Tech 99, Clemson 64).

### TEAM ATTEMPTED 50 FREE THROWS

**By Clemson** - 52 (made 32) vs. Georgia State at Littlejohn Coliseum on Jan. 15, 1990 (Clemson 117, Georgia State 59).

**By Opponent** - 59 (made 41) by North Carolina vs. Clemson in Chapel Hill, N.C., on Jan. 28, 1998. FT attempt total was a record including two ACC teams. Clemson ended the game with four players on the court

(North Carolina 88, Clemson 79).

### TEAM MADE 35 FREE THROWS

**By Clemson** - 38 (attempted 45) vs. Mercer at Littlejohn Coliseum on Dec. 30, 1993 (Clemson 87, Mercer 69).

**By Opponent** - 38 (attempted 46) by Virginia Tech in Blacksburg, Va. on Feb. 6, 2010 (Virginia Tech 70, Clemson 59).

## BY INDIVIDUAL PLAYERS

### SCORED 30 POINTS

**By Clemson** - 31 by Marquise Reed against Boston College (11-21 field goals, 5-7 3pt FGs, 4-4 free throws) at Littlejohn Coliseum in Clemson, S.C., on Feb. 23, 2019 (Clemson 76, Boston College 66).

**By Opponents** - 36 by Ty-Shon Alexander of Creighton on 9-16 field goals, 7-12 3pt FGs, and 11-11 free throws on Nov. 21, 2018 at John Gray Gym in Grand Cayman, Cayman Islands (Creighton 87, Clemson 82)

### SCORED 35 POINTS

**By Clemson** - 36 by Edward Scott vs. Florida State at Clemson on Feb. 23, 2002. Scott made 12-24 FGs, 5-6 on 3pt FGs, and 7-8 free throws (Clemson 87, Florida State 78).

**By Opponent** - 36 by Ty-Shon Alexander of Creighton on 9-16 field goals, 7-12 3pt FGs, and 11-11 free throws on Nov. 21, 2018 at John Gray Gym in Grand Cayman, Cayman Islands (Creighton 87, Clemson 82)

### SCORED 40 POINTS

**By Clemson** - 41 by Will Solomon vs. Georgia Tech at Clemson on Jan. 24, 2001. Solomon made 13-22 FGs, 7-12 on 3pt FGs and 8-9 free throws (Georgia Tech 111, Clemson 108).

**By Opponent** - 40 by Harrison Barnes of North Carolina on 12-17 field goals (6-8 on three-pointers, 10-11 on free throws) against Clemson in the semifinals of the ACC Tournament at Greensboro Coliseum on March 12, 2011 (North Carolina 92, Clemson 87 in OT).



VERNON HAMILTON AND AKIN AKINGBALA WERE TWO OF CLEMSON'S THREE 20-POINT SCORERS THE LAST TIME IT HAPPENED IN THE SAME GAME, VERSUS GEORGIA TECH IN 2006.



# LAST TIME IT HAPPENED

GABE DeVoe POSTED 18 POINTS IN JUST SIX MINUTES AS A FRESHMAN AGAINST NC STATE IN 2015.

## TWO PLAYERS, 30 POINTS

**By Clemson** - Tony Stockman and Edward Scott each scored 30 points versus Wake Forest at Littlejohn Coliseum on Feb. 13, 2002 (Clemson 118, Wake Forest 115 in 2 OT).

**By Opponent** - Gene Banks (31) and Mike Gminski (30) for Duke in Clemson's overtime win over the No. 1 Blue Devils at Littlejohn Coliseum on Jan. 9, 1980 (Clemson 87, Duke 82 OT).

## MORE POINTS THAN MINUTES PLAYED (Min. 15 Points Scored)

**By Clemson** - Gabe DeVoe scored 18 points in six minutes versus NC State on March 3, 2015 (NC State 66, Clemson 61).

**By Opponent** - Zion Williamson of Duke scored 25 points in 22 minutes at Cameron Indoor Stadium on Jan. 5, 2019 (Duke 87, Clemson 68).

## SCORED 15 FIELD GOALS

**By Clemson** - 15 by Horace Grant vs. Furman at Littlejohn Coliseum on Jan. 14, 1987 (Clemson 94, Furman 77).

**By Opponent** - 16 by Vince Taylor of Duke at Cameron Indoor Stadium on Feb. 24, 1982 (Duke 73, Clemson 72 in 3 OT).

## ATTEMPTED 25 FIELD GOALS

**By Clemson** - 29 by Edward Scott (made 10) vs. Wake Forest at Winston-Salem on March 1, 2003 (Wake Forest 80, Clemson 68).

**By Opponent** - 26 by Courtney Pigram (made 12) for East Tennessee State at Clemson on March 14, 2007 (Clemson 64, East Tennessee State, 57).

## SCORED 15 FREE THROWS

**By Clemson** - 16 by Milton Jennings vs. Virginia Tech at Littlejohn Coliseum on Jan. 27, 2013 (Clemson 77, Virginia Tech 70).

**By Opponent** - 15 by Marcus Georges-Hunt of Georgia Tech in the ACC Tournament in Washington, D.C., on Mar. 9, 2016 (Georgia Tech 88, Clemson 85).

## COLLECTED 20 REBOUNDS

**By Clemson** - 20 by Harold Jamison versus Florida State in the first round of the ACC Tournament in Charlotte, N.C., on March 4, 1999 (Florida State 87, Clemson 85 in OT).

**By Opponent** - 20 by John Mooney of Notre Dame at Purcell Pavilion on March 6, 2019 (Clemson 64, Notre Dame 62).

## HANDED OUT 15 ASSISTS

**By Clemson** - 16 by Edward Scott vs. Wake Forest at Littlejohn Coliseum on Feb. 13, 2002 (Clemson 118, Wake Forest 115 2 OT).

**By Opponent** - 17 by Tyrone Bogues of Wake Forest at Greensboro Coliseum on Jan. 10, 1987 (Clemson 91, Wake Forest 88 OT).

## COLLECTED 6 STEALS

**By Clemson** - 6 by Avry Holmes against Georgia Tech at Bon Secours Wellness Arena in Greenville, S.C., on Feb. 13, 2016 (Clemson 66, Georgia Tech 52).

**By Opponent** - 7 by Javaris Crittenton of Georgia Tech in Atlanta, Ga., on Feb. 3, 2007 (Georgia Tech 80, Clemson 62).

## BLOCKED 8 SHOTS

**By Clemson** - 8 by Landry Nnoko against Virginia Tech at Cassell Coliseum on Feb. 6, 2016 (Virginia Tech 60, Clemson 57).

**By Opponent** - 10 by Cherokee Parks of Duke at Charlotte Coliseum in ACC Tournament on March 11, 1994 (Duke 77, Clemson 64).

## 20 POINTS, 20 REBOUNDS IN A GAME

**By Clemson** - 22 points and 21 rebounds by Dale Davis vs. South Carolina State at Littlejohn Coliseum on Dec. 17, 1990 (Clemson 103, South Carolina State 83).

**By Opponent** - 22 points and 20 rebounds by Eric Williams of Wake Forest at Littlejohn Coliseum on Jan. 11, 2006 (Clemson 74, Wake Forest 73 OT).

## THREE DOUBLE-DOUBLES IN A GAME

**By Clemson** - K.J. McDaniels (24 points, 10 rebounds), Jaron Blossomgame (14 points, 14 rebounds) and Landry Nnoko (10 points, 13 rebounds) at Littlejohn Coliseum on Jan. 11, 2014 (Clemson 72, Duke 59).

**By Opponent** - Phil Henderson (22 points, 10 rebounds), Bobby Hurley (10 points, 10 assists) and Christian Laettner (25 points, 12 rebounds) of Duke at Littlejohn Coliseum on Feb. 28, 1990 (Clemson 97, Duke 93).

## A TRIPLE-DOUBLE

**By Clemson** - Sharone Wright had 12 points, 14 rebounds, and 10 blocked shots vs. Maryland at Littlejohn Coliseum on Jan. 26, 1993 (Clemson 82, Maryland 72).

**By Opponent** - never accomplished.

## A FOUR-POINT PLAY

**By Clemson** - Shelton Mitchell at the 6:45 mark of the first half against Florida State in Littlejohn Coliseum in Clemson, S.C., on Feb. 19, 2019 (Florida State 77, Clemson 64).

**By Opponent** - Tahj Shamsid-Deen at the 19:06 mark of the second half in Littlejohn Coliseum on Dec. 14, 2014 (Clemson 72, Auburn 61).

# ALL-TIME RESULTS

## 1911-12 (4-0 OVERALL)

F. 9	A	W	46-12	Furman
F. 9	N1	W	78-6	Butler Guards
F. 10	A	W	34-23	Wofford
M. 9	H	W	56-13	Wofford

N1 — Greenville, S.C.

## 1912-13 (9-5 OVERALL)

J. 18	H	W	69-19	Furman
J. 24	H	W	29-21	Newberry
J. 25	H	W	40-10	Wofford
J. 31	A	L	15-75	Georgia
F. 1	A	L	10-60	Atlanta Agriculture
F. 5	A	W	38-21	Charleston
F. 5	A	W	29-22	Charleston "Y"
F. 6	A	L	18-39	South Carolina
F. 7	A	W	26-22	Georgia Tech
F. 8	H	L	11-29	Georgia Tech
F. 14	H	W	72-23	Wofford
F. 20	A	W	33-11	Newberry
F. 21	A	L	21-22	Wofford
F. 22	A	W	38-26	Furman

## 1913-14 (1-3 OVERALL)

J. 10	H	W	27-10	Furman
J. 23	A	L	18-28	Savannah
J. 31	A	L	30-45	Atlanta Agriculture
F. 28	A	L	16-29	South Carolina

## 1914-15 (3-5 OVERALL)

F. 5	H	W	27-25	Furman
F. 12	H	L	17-19	Wofford
F. 18	A	L	20-34	Spartanburg "Y"
F. 19	A	L	23-25	Wofford
F. 20	A	W	27-26	Furman
M. 4	A	L	20-27	Columbia "Y"
M. 5	A	W	37-29	South Carolina
M. 6	A	L	20-28	The Citadel

## 1915-16 (2-6-1 OVERALL)

J. 20	A	L	32-58	Newberry
J. 21	A	L	20-41	South Carolina
J. 22	A	W	22-20	Erskine
F. 1	H	T	39-39	Presbyterian
F. 4	A	L	28-34	Presbyterian
F. 5	A	L	28-37	Wofford
F. 17	H	W	72-13	Erskine
F. 21	H	L	23-46	Wofford
F. 26	H	L	24-34	Newberry

## 1916-17 (8-2 OVERALL)

J. 18	H	W	65-16	Coll. of Charleston
J. 23	A	W	32-22	Presbyterian
J. 24	A	L	19-34	South Carolina
F. 2	A	W	36-30	Greenville "Y"
F. 9	A	W	36-31	Wofford
F. 10	A	L	26-30	Newberry
F. 17	H	W	37-29	Newberry
F. 22	H	W	51-27	South Carolina
F. 23	H	W	59-23	Presbyterian
F. 26	H	W	37-24	Wofford

## 1917-18 (3-2 OVERALL)

F. 1	H	W	63-22	Presbyterian
F. 15	H	W	50-22	Wofford
F. 22	H	W	64-23	Newberry
M. 1	A	L	32-34	Presbyterian
M. 2	A	L	24-36	Davidson

## 1918-19 (3-1 OVERALL)

J. 22	H	W	34-31	Wofford
J. 31	A	L	12-31	Georgia
F. 1	A	W	60-11	Atlanta Ath. Club
F. 15	H	W	73-34	Piedmont

Note: Quarantine ended season early.

## 1919-20 (8-6 OVERALL)

J. 15	H	L	39-40	Wofford
J. 17	A	W	38-23	Furman
J. 19	A	L	15-22	South Carolina
J. 23	A	L	17-32	Georgia
J. 24	A	L	22-36	Georgia Tech
J. 26	H	L	12-60	Auburn
J. 30	H	L	24-34	Georgia
NA	H	W	36-18	Furman
F. 7	A	W	28-25	Davidson
F. 14	A	W	32-23	Presbyterian
F. 19	H	W	53-15	Newberry
F. 21	H	W	41-17	Georgia Tech
F. 23	H	W	38-15	South Carolina
M. 2	H	W	51-37	Presbyterian

## 1920-21 (10-5 OVERALL)

J. 12	H	W	37-29	Wofford
J. 14	H	W	50-15	Furman
J. 26	H	W	51-32	Greenville "Y"

J. 29	A	L	22-45	Georgia
F. 3	H	W	65-24	Coll. of Charleston
F. 5	A	L	22-28	Georgia Tech
F. 8	H	W	35-21	Presbyterian
F. 11	A	W	21-8	Presbyterian
F. 12	A	L	14-15	Newberry
F. 14	H	W	44-16	South Carolina
F. 17	A	W	24-10	South Carolina
F. 18	A	W	49-12	Col. of Charleston
F. 19	A	L	26-28	The Citadel
F. 25	N1	L	25-45	Auburn
M. 5	A	W	25-15	Wofford

N1 — Southern Conference Tournament, Atlanta, Ga.

## 1921-22 (8-13 OVERALL, 0-3 SOCON, 12TH)

J. 7	H	L	31-35	Greenville "Y"
J. 11	A	L	11-34	Spartanburg "Y"
J. 13	H	L	16-24	Georgia
J. 16	A	W	24-18	Greenville "Y"
J. 19	A	L	9-32	Mercer
J. 20	A	L	24-38	Camp Benning
J. 21	A	L	19-32	Auburn
J. 24	H	L	17-27	Furman
J. 26	A	W	29-17	Presbyterian
J. 28	A	W	30-16	Coll. of Charleston
J. 28	A	L	8-29	The Citadel
J. 30	A	L	26-45	Furman
F. 4	H	W	21-12	Piedmont College
F. 13	H	W	35-8	Coll. of Charleston
F. 14	H	W	20-19	The Citadel
F. 16	A	L	14-38	Kentucky
F. 17	A	W	34-28	Georgetown (Ky.)
F. 18	A	L	24-44	Centre
F. 21	H	L	16-32	Davidson
F. 24	N1	L	20-31	Tulane
M. 4	H	W	25-15	Presbyterian

N1 — Southern Conference Tournament, Atlanta, Ga.

## 1922-23 (11-6 OVERALL, 3-3 SOCON, T-8TH)

J. 11	H	L	23-29	Georgia
J. 13	H	L	17-26	Georgia Tech
J. 20	H	W	27-19	South Carolina
J. 22	H	L	12-17	Mercer
J. 27	A	L	22-35	Georgia Tech
J. 29	H	W	24-19	Auburn
J. 30	H	W	23-14	Furman
F. 2	H	W	39-7	Georgetown (Ky.)
F. 5	A	W	25-18	Furman
F. 12	H	W	28-7	Coll. of Charleston
F. 15	A	W	30-13	Kentucky
F. 16	A	W	19-12	Georgetown (Ky.)
F. 17	A	L	24-26	Centre
F. 21	H	W	25-18	Davidson
F. 22	H	W	32-5	Presbyterian
F. 27	N1	L	23-27	Centre
M. 5	H	W	35-13	Presbyterian

N1 — Southern Conference Tournament in Atlanta, Ga.

## 1923-24 (2-14 OVERALL, 0-6 SOCON, T-19TH)

J. 5	H	L	13-48	Georgia Tech
J. 11	H	L	6-24	Georgia
J. 12	A	L	9-23	Spartanburg "Y"
J. 16	A	L	13-38	Georgia
J. 17	H	L	16-30	South Carolina
J. 22	H	L	11-19	Furman
J. 31	H	L	15-22	NC State
F. 1	A	L	11-34	Newberry
F. 2	A	L	22-39	Presbyterian
F. 8	A	L	22-39	Georgia Tech
F. 9	H	L	17-20	Presbyterian
F. 13	A	L	13-39	Kentucky
F. 14	A	L	13-33	Georgetown (Ky.)
F. 15	A	L	9-13	Maryville
F. 16	A	L	12-18	Tennessee
F. 20	A	L	13-24	Furman
F. 23	H	W	29-7	Coll. of Charleston
F. 28	N1	W	17-15	Florida
F. 29	N1	L	13-42	Vanderbilt

N1 — Southern Conference Tournament, Atlanta, Ga.

## 1924-25 (4-14 OVERALL, 3-2 SOCON, T-8TH)

J. 1	A	L	29-42	Monaghan "Y"
J. 2	A	L	26-28	New Holland
J. 3	A	L	35-39	22nd Infantry
J. 10	A	W	20-18	Georgia Tech
J. 15	H	W	19-17	Georgia
J. 23	H	L	20-21	Newberry
J. 26	H	L	22-24	Presbyterian
J. 28	A	L	24-35	Newberry
J. 29	A	L	18-35	South Carolina

J. 30	A	L	10-30	Coll. of Charleston
J. 31	A	L	18-34	The Citadel
F. 6	H	L	23-35	Camp Benning
F. 7	H	W	32-13	Rollins
F. 13	H	L	21-25	The Citadel
F. 14	H	W	32-30	Georgia Tech
F. 19	H	L	18-34	Furman
F. 21	A	L	11-41	Furman
F. 26	H	L	13-27	Virginia Tech

^ — denotes overtime

## 1925-26 (4-17 OVERALL, 1-7 SOCON, T-19TH)

J. 6	A	L	15-32	Saint Stanislaus
J. 7	A	L	23-24	New Orleans "Y"
J. 8	A	L	22-40	Tulane
J. 9	A	L	15-36	Tulane
J. 13	A	L	34-40	Wake Forest
J. 14	A	L	12-46	Duke
J. 15	A	L	24-48	North Carolina
J. 16	A	L	23-41	NC State
J. 21	H	L	16-32	NC State
J. 23	H	W	34-29	Presbyterian
J. 30	H	W	31-28	Newberry
F. 3	H	L	20-36	Furman
F. 6	H	L	21-25	Wofford
F. 8	H	L	18-21	Presbyterian
F. 9	A	W	38-35	South Carolina
F. 10	A	L	22-26	Newberry
F. 12	H	L	23-26	The Citadel
F. 15	A	W	32-30	Davidson
F. 17	A	L	28-44	Georgia
F. 20	H	L	20-36	South Carolina
F. 22	A	L	31-37	Furman

^ — denotes overtime

## 1926-27 (2-13 OVERALL, 1-7 SOCON, 19TH)

J. 7	A	L	26-33	South Carolina
J. 8	A	L	11-37	South Carolina
J. 12	H	L	17-37	Wofford
J. 13	H	L	4-17	Tennessee
J. 21	H	L	23-48	South Carolina
J. 29	H	L	23-24	Newberry
F. 2	A	L	26-42	Auburn
F. 3	A	L	23-45	Auburn
F. 9	H	L	16-24	Presbyterian
F. 11	A	W	20-18	Newberry
F. 12	A	L	38-39	Presbyterian
F. 14	A	L	23-34	Georgia
F. 16	H	W	33-16	Florida
F. 18	H	L	22-41	Furman
F. 21	A	L	28-50	Furman

## 1927-28 (9-14 OVERALL, 5-7 SOCON, 11TH)

D. 15	A	L	23-27	Kent. Wesleyan
D. 16	A	L	17-33	Kentucky
D. 17	A	L	16-42	Cincinnati
D. 19	A	L	16-33	Georgetown (Ky.)
J. 7	A	L	26-33	Furman
J. 11	H	W	44-21	Wofford
J. 16	A	L	31-37	Mercer
J. 17	A	L	24-42	Georgia Tech
J. 18	A	L	26-56	Auburn
J. 19	A	L	23-30	Auburn
J. 20	A	L	23-30	Tulane
J. 21	A	W	34-15	Tulane
J. 28	H	W	16-15	Newberry
J. 31	H	L	32-36	Georgia
F. 3	H	L	18-35	Furman
F. 6	A	L	25-38	Georgia
F. 8	H	W	32-29	Florida
F. 9	H	W	26-25	Florida
F. 10	H	W	38-33	South Carolina
F. 15	H	W	35-24	Davidson
F. 21	A	W	38-37	Newberry
F. 22	A	W	44-46	South Carolina
F. 24	N1	L	26-27	Auburn

N1 — Southern Conference Tournament, Atlanta, Ga.; ^ — denotes overtime

## 1928-29 (15-12 OVERALL, 6-4 SOCON, 9TH)

D. 18	A	L	37-41	Erskine
J. 2	A	L	30-56	Atlanta Ath. Club
J. 3	A	L	21-36	Tennessee
J. 4	A	L	25-31	Chattanooga
J. 5	A	L	23-29	Georgia Tech
J. 10	A	L	24-40	Mercer
J. 11	A	W	36-23	Florida
J. 12	A	W	31-21	Florida
J. 14	A	L	37-40	The Citadel
J. 15	A	L	24-27	South Carolina
J. 18	H	W	24-17	Newberry
J. 19	H	W	50-14	Wofford
J. 29	A	W	32-26	Presbyterian
J. 30	A	W	25-22	Newberry

F. 1	H	W	46-20	Auburn
F. 2	A	L	33-42	Furman
F. 7	H	W	30-16	Erskine
F. 8	H	W	49-14	Sewanee
F. 9	H	L	28-29	Furman
F. 12	A	W	34-17	Wofford
F. 14	H	W	30-23	Georgia
F. 15	A	W	17-12	South Carolina
F. 16	H	W	^35-33	The Citadel
F. 19	A	L	25-41	Georgia
F. 26	H	W	38-17	Presbyterian
M. 1	A1	W	30-26	Georgia Tech
M. 2	N1	L	28-31	NC State

A1,N1 — Southern Conference Tournament,  
Atlanta, Ga.; ^ denotes overtime



# ALL-TIME RESULTS

J. 16	A	L	18-67	Kentucky
J. 20	A	L	26-47	South Carolina
F. 2	H	L	32-42	Kentucky
F. 3	H	W	31-16	Furman
F. 4	A	W	38-25	Presbyterian
F. 10	A	L	26-27	Furman
F. 14	A	W	35-25	Georgia
F. 16	H	W	36-29	Georgia
F. 17	A	W	30-28	Wofford
F. 18	A	W	55-6	Presbyterian
F. 20	H	W	26-23	Wofford
F. 21	H	L	20-28	South Carolina

## 1933-34 (7-12 OVERALL, 0-6 SOCON, 10TH)

J. 3	A	L	26-38	North Carolina
J. 4	A	L	23-36	Duke
J. 5	A	L	27-36	NC State
J. 9	A	L	27-30	Tennessee
J. 10	A	L	25-27	Vanderbilt
J. 11	A	W	31-20	Tennessee Tech
J. 16	H	L	25-34	Wofford
J. 19	H	L	15-41	South Carolina
J. 30	H	W	28-23	Furman
J. 31	H	W	43-21	Presbyterian
F. 2	A	W	32-29	Wofford
F. 6	A	L	23-29	Georgia
F. 7	A	L	25-31	Georgia Tech
F. 9	H	L	31-36	Florida
F. 10	H	W	31-26	Florida
F. 13	A	W	29-15	Furman
F. 16	A	L	17-42	South Carolina
F. 17	A	L	18-41	South Carolina
F. 20	H	W	29-23	Georgia

## 1934-35 (15-3 OVERALL 3-1 SOCON, 2ND)

J. 3	A	W	32-22	Vanderbilt
J. 4	A	W	28-19	Tennessee Tech
J. 5	A	W	40-16	Sewanee
J. 7	A	W	40-33	Tennessee
J. 12	H	W	43-29	Georgia Tech
J. 15	A	W	51-40	Wofford
J. 18	H	W	44-21	NC State
J. 26	A	W	31-20	Georgia
F. 2	H	W	20-17	Furman
F. 5	A	L	30-38	South Carolina
F. 7	A	W	43-26	Furman
F. 9	H	L	43-44	Georgia
F. 12	H	W	32-18	Wofford
F. 14	H	W	22-16	South Carolina
F. 16	H	W	50-20	Mercer
F. 20	H	W	39-23	Presbyterian
F. 22	H	W	48-33	Washington & Lee
F. 28	N1	L	25-29	Washington & Lee

N1 — Southern Conference Tournament, Raleigh, N.C.; ^ — denotes overtime

## 1935-36 (15-7 OVERALL, 5-5 SOCON, 5TH)

D. 19	A	W	33-23	Auburn
D. 20	A	W	31-18	Auburn
J. 3	A	L	23-24	North Carolina
J. 4	A	W	45-34	Virginia
J. 6	A	L	33-47	NC State
J. 11	A	W	35-32	Georgia Tech
J. 14	H	W	37-13	Wofford
J. 17	H	W	31-30	South Carolina
J. 18	H	W	46-27	Presbyterian
J. 25	H	W	39-31	Georgia Tech
F. 1	A	W	41-33	Furman
F. 5	A	W	46-32	Virginia Tech
F. 6	A	L	26-34	Washington & Lee
F. 7	A	W	43-36	Virginia Military
F. 12	A	L	13-33	Georgia
F. 14	H	W	50-23	Furman
F. 15	A	W	43-30	South Carolina
F. 18	H	L	21-27	NC State
F. 20	H	W	27-24	Georgia
F. 24	H	L	43-35	North Carolina
F. 26	A	W	20-19	Wofford
M. 5	A1	L	43-32	NC State

A1 — Southern Conference Tournament, Raleigh, N.C.; ^ — denotes overtime

## 1936-37 (6-15 OVERALL, 2-7 SOCON, 14TH)

D. 16	H	L	25-33	Duke
D. 17	A	L	22-33	Tennessee
J. 4	A	L	36-52	Florida
J. 5	A	W	43-30	Florida
J. 11	A	L	29-54	NC State
J. 12	H	L	36-53	Wake Forest
J. 14	A	W	38-31	Wofford
J. 20	A	L	13-51	Georgia Tech
J. 23	H	L	43-36	Georgia
J. 30	A	L	27-30	Presbyterian
F. 3	A	W	40-34	Furman
F. 5	A	L	43-32	South Carolina
F. 9	H	L	40-41	NC State

F. 12	H	W	44-38	The Citadel
F. 13	A	L	20-29	Georgia
F. 15	H	L	33-41	Auburn
F. 16	H	L	26-33	Auburn
F. 18	H	L	27-29	Wake Forest
F. 20	H	L	25-29	Furman
F. 23	H	W	31-29	South Carolina
F. 25	A	W	33-32	Wofford

^ denotes overtime

## 1937-38 (16-7 OVERALL, 9-4 SOCON, 4TH)

D. 17	H	W	28-15	Tennessee
J. 8	A	W	41-26	Davidson
J. 11	A	L	22-26	Georgia
J. 13	H	W	39-29	Presbyterian
J. 15	H	L	43-33	NC State
J. 18	H	W	60-36	Wofford
J. 22	H	W	46-15	Furman
F. 1	A	L	34-44	North Carolina
F. 2	A	W	42-33	Wake Forest
F. 3	A	L	35-55	NC State
F. 8	H	W	40-28	Georgia
F. 11	A	W	54-38	South Carolina
F. 12	A	L	26-28	The Citadel
F. 15	A	W	43-35	Furman
F. 16	H	W	46-40	Wake Forest
F. 19	H	W	58-39	South Carolina
F. 21	A	W	35-34	Davidson
F. 23	A	L	33-53	Georgia Tech
F. 25	H	W	47-35	The Citadel
F. 28	A	W	52-24	Wofford
M. 3	N1	W	35-32	Richmond
M. 4	N1	W	38-33	Washington & Lee
M. 5	N1	L	30-40	Duke

N1 — Southern Conference Tournament, Raleigh, N.C.; ^ — denotes overtime

## 1938-39 (16-8 OVERALL, 6-6 SOCON, T-9TH)

D. 10	A	L	24-29	Tennessee
D. 15	A	L	35-45	Maryland
D. 16	A	L	44-47	George Washington
D. 17	A	W	33-30	Catholic
J. 4	H	L	38-39	Wake Forest
J. 7	A	W	37-30	Georgia
J. 10	A	L	33-39	Duke
J. 11	A	L	37-54	NC State
J. 12	A	L	38-44	Wake Forest
J. 18	A	W	51-43	Presbyterian
J. 21	H	W	43-31	Furman
J. 28	H	W	62-37	Wofford
F. 6	H	W	38-29	Georgia
F. 10	A	W	38-16	South Carolina
F. 11	A	L	38-42	The Citadel
F. 13	H	W	38-36	Duke
F. 18	H	W	43-16	South Carolina
F. 20	H	W	51-36	The Citadel
F. 22	A	W	41-28	Furman
F. 23	A	W	29-22	Wofford
M. 1	N1	W	44-43	North Carolina
M. 2	N1	W	30-28	Wake Forest
M. 3	N1	W	49-33	Davidson
M. 4	N1	W	39-27	Maryland

N1 — Southern Conference Tournament, Raleigh, N.C.

## 1939-40 (9-12 OVERALL 9-7 SOCON, 6TH)

D. 21	N1	L	30-55	Kentucky
-------	----	---	-------	----------

D. 30	A	L	41-54	Baltimore
J. 1	A	L	26-53	Maryland
J. 2	A	L	32-49	George Washington
J. 6	H	L	29-32	Georgia
J. 10	H	W	30-28	Wake Forest
J. 12	H	W	68-36	Furman
J. 13	H	W	66-31	NC State
J. 18	A	W	48-38	NC State
J. 19	A	L	49-54	Duke
J. 27	H	W	48-30	Maryland
F. 3	H	L	41-39	North Carolina
F. 9	A	W	37-32	South Carolina
F. 10	A	W	38-27	The Citadel
F. 12	H	L	47-39	Duke
F. 14	A	L	37-38	Furman
F. 17	H	W	56-25	South Carolina
F. 19	A	L	30-47	North Carolina
F. 20	A	L	39-53	Wake Forest
F. 23	H	W	46-30	The Citadel
F. 29	N2	L	41-50	North Carolina

N1 — Asheville, N.C.; N2 — Southern Conference Tournament, Raleigh, N.C.; ^ — denotes overtime

## 1940-41 (8-14 OVERALL, 7-8 SOCON, 7TH)

D. 13	H	L	51-65	Georgia
D. 17	A	L	40-60	William & Mary
D. 18	A	L	45-52	Richmond
D. 19	N1	W	48-34	Maryland
D. 20	A	L	40-64	George Washington
J. 2	A	L	43-58	Georgia
J. 6	H	W	43-32	Furman
J. 8	A	L	51-63	Georgia Tech
J. 10	H	W	48-39	NC State
J. 14	H	L	49-69	George Washington
J. 16	A	L	43-44	NC State
J. 17	A	L	35-42	Wake Forest
J. 18	A	L	42-45	Duke
J. 22	H	W	42-49	Georgia Tech
F. 7	A	L	31-50	South Carolina
F. 8	A	W	62-48	The Citadel
F. 10	A	L	53-76	North Carolina
F. 13	A	W	56-36	Furman
F. 15	H	L	39-40	South Carolina
F. 18	H	W	54-53	Wake Forest
F. 21	H	W	62-43	The Citadel
F. 24	H	L	48-59	Presbyterian

N1 — Baltimore, Md.; ^ — denotes overtime

## 1941-42 (3-14 OVERALL, 2-10 SOCON, 15TH)

J. 6	N1	L	31-38	Georgia
J. 7	H	L	34-67	George Washington
J. 10	H	L	39-40	Furman
J. 13	A	L	36-52	NC State
J. 14	A	L	40-58	Wake Forest
J. 16	H	L	34-54	North Carolina
J. 24	H	L	52-63	Georgia
J. 31	A	L	27-57	Wofford
F. 5	H	L	28-54	William & Mary
F. 6	A	L	35-62	South Carolina
F. 7	A	W	39-38	The Citadel
F. 10	A	L	42-56	Furman
F. 14	H	L	24-38	South Carolina
F. 20	A	L	29-53	Presbyterian
F. 23	H	L	37-52	Wake Forest
F. 24	H	W	37-25	The Citadel
F. 27	H	W	31-22	Wofford

N1 — Augusta, Ga.

## 1942-43 (3-13 OVERALL, 0-10 SOCON, 15TH)

D. 16	H	W	42-22	Erskine
J. 8	H	L	40-48	NC State
J. 12	H	L	56-71	Wake Forest
J. 14	A	W	48-44	Presbyterian
J. 20	H	W	54-45	Wofford
J. 23	H	L	44-49	Presbyterian
F. 1	A	L	34-69	NC State
F. 2	A	L	32-52	North Carolina
F. 5	A	L	30-48	South Carolina
F. 6	A	L	35-49	The Citadel
F. 10	A	L	32-43	Georgia Tech
F. 13	H	L	40-42	South Carolina
F. 16	A	L	31-53	Davidson
F. 20	A	L	36-46	Wofford
F. 24	H	L	38-63	The Citadel
F. 27	H	L	32-49	Davidson

## 1943-44 (1-10 OVERALL, 1-2 SOCON, T-7TH)

J. 10	H	L	40-44	Georgia
J. 12	A	L	33-55	Presbyterian
J. 19	A	L	31-54	Georgia
J. 22	H	L	34-50	Georgia Tech
J. 29	A	L	24-58	Georgia Tech
F. 1	H	W	43-41	Presbyterian
F. 2	H	L	29-38	Catawba
F. 12	H	L	37-66	South Carolina
F. 15	A	L	33-42	Catawba
F. 16	A	L	40-42	Davidson
F. 19	A	L	31-57	South Carolina

## 1944-45 (8-8 OVERALL, 3-5 SOCON, 8TH)

J. 8	A	L	30-37	Georgia
J. 13	A	W	32-21	Wofford
J. 17	A	W	44-36	Presbyterian
J. 19	H	L	34-58	South Carolina
J. 23	H	L	40-51	Georgia
J. 27	H	W	29-22	Furman
F. 2	H	W	58-34	Presbyterian
F. 6	H	W	68-36	Wofford
F. 8	A	L	38-76	South Carolina
F. 9	A	W	52-43	The Citadel
F. 10	A	L	29-52	The Citadel
F. 15	H	L	43-41	The Citadel
F. 16	H	W	43-38	The Citadel
F. 17	H	L	31-34	Davidson
F. 20	A	W	34-31	Furman
F. 23	N1	L	24-55	South Carolina

N1 — Southern Conference Tournament, Raleigh, N.C.; ^ — denotes overtime

## 1945-46 (9-11 OVERALL, 5-7 SOCON, T-9TH)

D. 12	H	L	34-41	Georgia
D. 20	A	L	38-52	Georgia Tech
J. 5	H	L	46-61	Georgia Tech
J. 7	H	L	43-48	NC State
J. 8	A	W	34-21	Wofford
J. 15	H	W	44-36	Furman
J. 17	H	W	60-25	Wofford
J. 19	H	L	29-42	Duke
J. 23	A	W	56-18	Presbyterian
J. 26	H	W	47-42	South Carolina
F. 2	H	W	56-46	Presbyterian
F. 6	H	L	33-44	Davidson
F. 8	A	L	41-51	South Carolina
F. 9	A	W	63-46	The Citadel
F. 13	A	L	46-51	NC State
F. 14	A	L	33-61	Duke
F. 15	A	W	53-49	Davidson
F. 19	A	L	39-49	Furman
F. 21	A	L	51-72	Georgia
F. 23	H	W	76-24	The Citadel

# ALL-TIME RESULTS

F.24 H L 45-50 Furman  
F.25 A W 63-47 Erskine  
M.1 A L 53-58 The Citadel

## 1947-48 (6-17 OVERALL, 3-14 SOCON, 15TH)

D.9 H L 43-60 Davidson  
D.11 H L 52-61 Georgia  
D.13 H L 58-65 Washington & Lee  
D.16 A L 46-52 Wofford  
D.20 H L 35-60 George Washington  
J.9 A L 67-79 George Washington  
J.10 A L 42-49 Maryland  
J.13 H W 59-44 Wofford  
J.16 A L 47-80 Duke  
J.17 A L 48-68 Wake Forest  
J.21 H L 54-73 South Carolina  
J.23 H L 50-52 The Citadel  
F.2 H W 82-40 Presbyterian  
F.4 H W 77-52 Furman  
F.6 A L 57-59 South Carolina  
F.7 A L 43-47 The Citadel  
F.12 A L 52-85 Davidson  
F.14 A W 64-43 Presbyterian  
F.17 H W 63-57 Duke  
F.19 H L 59-66 Wake Forest  
F.20 A W 63-61 Furman  
F.23 H L 61-63 Maryland  
F.28 A L 35-81 Georgia

## 1948-49 (10-11 OVERALL, 6-9 SOCON, 11TH)

D.3 A L 48-70 Georgia  
D.8 H L 58-60 Georgia  
D.11 A L 50-58 Wake Forest  
D.14 H W 49-44 Wofford  
D.17 A L 45-47 Richmond  
D.18 A L 50-74 Maryland  
J.8 H W 65-39 The Citadel  
J.11 A W 61-59 Wofford  
J.13 A L 45-48 Furman  
J.15 H W 59-57 Wake Forest  
J.21 H L 48-51 South Carolina  
F.1 A L 55-65 Davidson  
F.4 A L 49-82 South Carolina  
F.5 A W 63-44 The Citadel  
F.9 H W 79-29 Presbyterian  
F.11 A L 70-73 Washington & Lee  
F.12 A W 64-43 Virginia Military  
F.15 A W 65-41 Presbyterian  
F.19 H L 52-54 Davidson  
F.21 H W 68-49 Maryland  
F.26 H W 70-53 Furman

## 1949-50 (10-10 OVERALL, 8-8 SOCON, 9TH)

D.3 A L 40-59 Georgia  
D.6 H L 57-65 Georgia  
D.10 H W 55-53 Presbyterian  
D.16 A W 60-55 Maryland  
D.17 A W 75-53 Richmond  
J.7 A L ^55-56 Furman  
J.10 H L 58-66 Wake Forest  
J.14 H W ^88-82 Davidson  
J.18 H W 63-38 The Citadel  
J.21 H L 56-66 South Carolina  
F.3 A L 40-43 South Carolina  
F.4 A W 59-34 The Citadel  
F.7 H L 61-66 George Washington  
F.10 A W 74-51 Presbyterian  
F.14 A L 65-77 Davidson  
F.15 A L 52-65 Wake Forest  
F.18 H L 52-56 Furman  
F.20 A W 78-63 Washington & Lee  
F.21 A W 83-73 Virginia Military  
F.25 H W 70-68 Maryland

^ denotes overtime

## 1950-51 (11-7 OVERALL, 9-4 SOCON, 3RD)

D.9 A L 76-78 Presbyterian  
D.14 A L 45-58 Georgia  
D.18 H W 70-69 Georgia  
J.6 H W 87-78 Presbyterian  
J.9 H L 61-76 South Carolina  
J.16 H W 85-59 Furman  
J.20 H W 69-43 The Citadel  
J.27 H W 74-62 Davidson  
F.1 A W 89-72 Furman  
F.3 H W 50-44 Maryland  
F.9 A L 55-56 Davidson  
F.10 A L ^72-73 Wake Forest  
F.15 H W 57-47 Wake Forest  
F.20 A L ^50-54 Maryland  
F.21 A W 82-76 George Washington  
F.23 A W 78-72 South Carolina  
F.24 A W 73-57 The Citadel  
M.6 N1 L 48-50 Maryland

N1 — Southern Conference Tournament, Raleigh, N.C.; ^ denotes overtime

## 1951-52 (17-7 OVERALL, 11-4 SOCON, 4TH)

D.1 H W 57-47 Georgia  
D.5 A W 77-54 Georgia  
D.11 H W 85-72 Presbyterian  
D.14 A W ^78-76 Presbyterian  
D.17 A L 52-61 Tennessee  
D.27 A1 L 62-73 Florida  
D.28 N1 W 62-56 Florida State  
D.29 N1 W 85-60 Georgia  
J.5 A L 59-65 North Carolina  
J.8 H W 70-65 Furman  
J.12 H W 89-59 The Citadel  
J.15 A L 65-71 South Carolina  
J.26 A W 66-63 The Citadel  
J.30 A W 67-66 Furman  
F.2 H W 67-49 Davidson  
F.4 H W 80-65 George Washington  
F.8 A W 71-69 Davidson  
F.9 A W 68-63 Wake Forest  
F.16 H W 77-69 North Carolina  
F.19 H W ^85-84 Wake Forest  
F.22 A L 73-88 West Virginia (NR,12)  
F.23 A L 69-80 West Virginia (NR,12)  
F.28 H W 78-64 South Carolina  
M.6 N2 L 65-78 George Washington

A1, N1 — Gator Bowl Tournament; N2 — Southern Conference Tournament; ^ denotes overtime

## 1952-53 (8-10 OVERALL, 6-8 SOCON, 10TH)

D.2 A L 60-66 Georgia  
D.4 H W 77-64 Presbyterian  
D.6 H L 55-57 Georgia  
D.10 A L 56-82 North Carolina  
D.13 H L 60-74 Richmond  
D.16 A W 82-64 Presbyterian  
J.2 H W 81-71 William & Mary  
J.9 H L 64-66 Furman  
J.14 H L 66-93 Wake Forest  
J.16 A W 74-63 South Carolina  
J.17 A W 64-58 The Citadel  
J.19 H W 79-50 The Citadel  
J.21 H L 80-91 North Carolina  
F.2 H L 67-71 South Carolina  
F.13 A W 64-59 Davidson  
F.14 A L 56-87 Wake Forest  
F.23 H W 72-58 Davidson  
F.27 A L 70-95 Furman

## 1953-54 (5-18 OVERALL, 0-9 ACC, 8TH)

D.1 A L 61-92 Presbyterian  
D.3 H L 41-81 Maryland  
D.5 H L 63-71 Georgia  
D.8 A L 56-82 Tennessee  
D.9 A L 80-97 Tennessee Tech  
D.12 A L 51-77 Georgia  
D.15 H W 72-56 Presbyterian  
D.19 A L 48-85 North Carolina  
J.4 A W 75-72 William & Mary  
J.5 A L 55-95 George Washington  
J.6 A L 54-79 Maryland  
J.12 A L 69-87 Furman  
J.15 A L 57-65 South Carolina  
J.16 A W 76-52 The Citadel  
J.29 H W 78-55 The Citadel  
F.1 H L 55-70 Furman  
F.6 H L 69-101 Wake Forest  
F.9 A L 57-98 Wake Forest  
F.13 H L 56-72 North Carolina  
F.16 H L 61-64 South Carolina  
F.20 A L 59-113 NC State  
F.27 H W 81-69 Davidson  
M.5 N1 L 59-75 Maryland (NR,17)  
N1 — ACC Tournament, Raleigh, N.C.

## 1954-55 (2-21 OVERALL, 0-14 ACC, 8TH)

D.1 H L 75-81 Presbyterian  
D.3 A L 54-115 Duke  
D.4 A L 66-99 North Carolina  
D.7 A W 74-72 Georgia  
D.14 H L 72-112 NC State(NR,4)  
D.17 H L 94-100 Virginia  
J.3 A L 55-94 Tennessee  
J.4 A L 71-84 Tennessee Tech  
J.8 H L 63-71 Maryland (NR,11)  
J.11 H L 66-75 Duke  
J.15 H L 87-95 North Carolina  
J.18 H L 87-90 South Carolina  
J.29 H L 73-89 Furman  
F.1 A L 56-92 Presbyterian  
F.4 A L 65-120 Wake Forest

F.5 A L 85-119 NC State (NR,6)  
F.14 A L 68-106 Virginia  
F.15 A L 66-68 Maryland (NR,11)  
F.18 A L 68-85 South Carolina  
F.21 H W 105-94 Georgia  
F.24 A L 87-124 Furman  
F.26 H L 79-100 Wake Forest  
M.3 A1 L 76-101 NC State (NR,5)  
A1 — ACC Tournament, Raleigh, N.C.

## 1955-56 (9-17 OVERALL, 1-13 ACC, 8TH)

D.2 A L 63-97 Duke  
D.3 A L 58-73 North Carolina  
D.13 H L 83-100 NC State (NR,2)  
D.16 H W 75-73 Virginia  
D.19 N1 W 94-76 Florida State  
D.20 N1 W 89-86 Tennessee  
D.21 N1 L 79-98 Wake Forest  
D.28 N2 W 100-95 Louisiana State  
D.29 N2 W 94-87 South Carolina  
J.4 N3 L 91-102 Spring Hill  
J.5 N3 W 98-96 Miami (Fla.)  
J.7 H L 63-71 Maryland  
J.11 H L 80-109 Duke (NR,6)  
J.14 H L ^99-93 North Carolina (NR,9)  
J.18 A L 79-94 South Carolina  
J.21 A W 112-99 Furman  
J.28 H L 103-104 Wake Forest  
J.30 A W 86-70 The Citadel  
F.3 A L 87-108 Wake Forest  
F.4 A L 88-105 NC State (NR,4)  
F.6 A W 114-69 The Citadel  
F.13 A L 85-96 Virginia  
F.14 A L 69-81 Maryland  
F.21 H L 83-89 South Carolina  
F.23 H L 80-91 Furman  
M.1 A4 L 84-88 NC State (NR,5)

N1 — Carrousel Classic, Charlotte, N.C.; N2 — Gator Bowl Tournament, Jacksonville, Fla.; N3 — Senior Bowl Tournament, Mo. bile, Ala.; A4 — ACC Tournament, Raleigh, N.C.; ^ denotes overtime

## 1956-57 (7-17 OVERALL, 3-11 ACC, 7TH)

D.4 H L 78-84 Duke  
D.8 N1 L 75-94 North Carolina  
D.11 H W ^96-94 NC State (NR,8)  
D.15 A L 66-71 The Citadel  
D.17 N2 L 64-89 Auburn  
D.18 N2 W 75-67 Davidson  
D.19 N2 L 65-88 Muhlenburg  
D.27 N3 L 76-84 Georgia  
D.28 N3 L 71-105 Florida  
J.4 H L 52-59 Maryland  
J.11 A L 54-86 North Carolina (NR,2)  
J.12 A L 70-80 Duke (NR,15)  
J.16 H W ^80-77 Furman  
F.1 A L 70-81 Wake Forest (NR,13)  
F.2 A L 71-75 NC State  
F.8 H L 72-93 Wake Forest (NR,10)  
F.12 H W 79-71 South Carolina  
F.15 H W 68-66 The Citadel  
F.16 H W ^84-81 Virginia  
F.21 A W 91-79 Furman  
F.23 A L 71-85 Virginia  
F.25 A L 65-74 Maryland  
M.2 N1 L 85-113 South Carolina  
M.7 N4 L 61-81 North Carolina (NR,1)  
N1 — Charlotte, N.C.; N2 — Carrousel Classic, Charlotte, N.C.; N3 — Gator Bowl Tournament, Jacksonville, Fla.; N4 — ACC Tournament, Raleigh, N.C.; ^ denotes overtime

## 1957-58 (8-16 OVERALL, 4-10 ACC, 6TH)

D.4 H L 60-72 Georgia  
D.6 A L 66-79 Duke  
D.7 A L 55-79 North Carolina  
D.10 H W 63-59 NC State (NR,12)  
D.19 N1 L 75-78 Alabama  
D.20 N1 W 78-65 Lafayette  
D.21 N1 W 71-66 Bucknell  
D.30 N2 L 64-76 Florida  
D.31 N2 W 85-65 South Carolina  
J.3 H L ^85-88 Virginia  
J.4 H W 73-66 Maryland (NR,7)  
J.11 A L 67-74 South Carolina  
J.14 A W 81-72 Wake Forest  
J.18 H L 81-90 North Carolina (NR,6)  
J.25 H L 57-60 The Citadel  
F.1 A L 54-56 NC State (NR,10)  
F.4 N3 L 57-73 Duke (NR,13)  
F.13 A L 54-72 Maryland (NR,9)  
F.14 A L 59-74 Virginia  
F.20 H L 60-61 South Carolina  
F.22 A L ^95-102 Furman  
F.24 H W 86-76 Wake Forest

M.1 H W 73-58 Furman  
M.6 N4 L 51-62 North Carolina (NR,13)  
N1 — Carrousel Classic, Charlotte, N.C.; N2 — Gator Bowl Tournament, Jacksonville, Fla.; N3 — Charlotte, N.C.; N4 — ACC Tournament, Raleigh, N.C.; ^ denotes overtime

## 1958-59 (8-16 OVERALL, 5-9 ACC, 6TH)

D.1 A L 59-76 Georgia  
D.3 A L 67-83 North Carolina  
D.5 H W 56-55 Duke  
D.9 H L 54-56 NC State (NR,5)  
D.12 A1 L 54-71 Duquesne  
D.13 N1 W 66-61 Miami (Fla.)  
D.29 N2 L 53-72 George Washington  
D.30 N2 L 50-60 Pittsburgh  
D.31 N2 W 55-49 South Carolina  
J.3 A L 47-57 Wake Forest  
J.5 H L 69-83 South Carolina  
J.9 H W 70-63 Virginia  
J.10 H W 55-46 Maryland  
J.13 A L 41-45 Duke  
J.16 H L 48-69 Furman  
J.19 A L 44-55 The Citadel  
J.30 N3 L 46-60 North Carolina (NR,2)  
J.31 N3 L 54-69 NC State (NR,6)  
F.12 A W 73-64 Furman  
F.14 A L 61-69 Virginia  
F.16 A L 58-77 Maryland  
F.21 A W ^58-56 South Carolina  
F.23 H W 58-51 Wake Forest  
M.5 N4 L 69-93 North Carolina (NR,5)

A1, N1 — Steel Bowl, Pittsburgh, Pa.; N2 — Carrousel Classic, Charlotte, N.C.; N3 — North-South Doubleheader, Charlotte, N.C.; N4 — ACC Tournament, Raleigh, N.C.; ^ denotes overtime

## 1959-60 (10-16 OVERALL, 4-10 ACC, 7TH)

D.1 H W 71-63 Erskine  
D.5 A L 59-68 Duke  
D.7 A L 62-80 Tennessee  
D.12 A L 64-77 Villanova (NR-18u)  
D.14 H W 74-70 Davidson  
D.18 H W 68-64 Florida State  
D.28 A1 L 57-84 Oklahoma City  
D.29 N1 L 52-70 Tulsa  
D.30 N1 W 59-58 Cornell  
J.2 N2 W ^66-60 Davidson  
J.4 A L 62-77 Wake Forest (NR,12)  
J.7 H L 69-80 Furman  
J.12 H L 41-50 Duke  
J.14 A W ^87-85 Furman  
J.16 H W 74-69 South Carolina  
J.19 H L 64-83 Wake Forest  
J.30 A L 69-90 NC State  
F.6 H W 74-56 Virginia  
F.8 H L 54-73 North Carolina (NR,11)  
F.13 A W 59-58 Virginia  
F.15 A L 55-70 Maryland  
F.19 N3 L 80-85 North Carolina (NR,19)  
F.20 N3 W 65-62 NC State  
F.24 A L 65-66 South Carolina  
F.26 H L 59-66 Maryland  
M.3 N4 L 59-74 Wake Forest (NR,18)

N1 — All-College Tournament, Okla.ahoma City, Okla.; N2 — Charlotte, N.C.; N3 — North-South Doubleheader, Charlotte, N.C.; N4 — ACC Tournament, Raleigh, N.C.; ^ denotes overtime

## 1960-61 (10-16 OVERALL, 5-9 ACC, 6TH)

D.2 N1 W 78-67 Syracuse  
D.3 A1 L 65-79 Kent State  
D.6 H L 67-70 NC State  
D.8 A L 65-82 Marshall  
D.12 A L 57-74 Florida State  
D.15 H L 58-75 Duke (NR,8)  
D.17 H W 78-68 The Citadel  
D.19 H L 64-65 Florida State  
D.29 N2 W 48-44 Texas  
D.30 A2 L 65-66 Rice  
J.4 A L 59-81 Wake Forest  
J.5 H W 57-53 Furman  
J.7 H W 74-63 Davidson  
J.12 A L 61-70 Furman  
J.14 A W 71-63 South Carolina  
J.16 H L 65-86 Wake Forest  
J.28 A L 59-79 Duke (NR,5)  
J.31 A L 46-77 North Carolina (NR,5)  
F.3 H W 89-81 Virginia  
F.10 H W 76-59 Maryland  
F.17 N3 L 52-63 NC State  
F.18 N3 L 55-61 North Carolina (NR,7)  
F.21 H W 93-72 South Carolina  
F.24 A W 85-63 Virginia  
F.25 A L ^80-82 Maryland  
M.2 N4 L 75-91 Maryland





# ALL-TIME RESULTS

A1, N1 — Midwest Invite, Kent, Ohio; N2 — Rice-Texas Classic, Houston, Texas; N3 — North-South Doubleheader, Charlotte, N.C.; N4 — ACC Tournament, Raleigh, N.C.; ^ denotes overtime

## 1961-62 (12-15 OVERALL, 4-10 ACC, 6TH)

D. 2	H	W	87-84	Virginia Military
D. 5	H	L	52-54	North Carolina
D. 9	H	W	^70-68	Virginia
D. 11	A	L	66-89	Duke (NR,6)
D. 14	A	W	^82-77	Florida State
D. 16	A	W	68-62	The Citadel
D. 29	N1	L	60-62	Arkansas
D. 30	A1	L	63-89	Furman
J. 6	A	L	54-81	Wake Forest
J. 8	H	W	75-69	Florida State
J. 11	H	L	96-104	Duke (NR,10)
J. 13	A	L	75-90	Marshall
J. 15	H	W	86-63	Furman
J. 27	A	L	64-80	NC State
J. 29	A	W	97-88	Furman
F. 3	H	L	82-83	Wake Forest
F. 6	A	L	74-86	South Carolina
F. 10	H	W	73-61	Maryland
F. 12	A	L	55-61	Davidson
F. 16	N2	L	59-69	North Carolina
F. 17	N2	L	71-73	NC State
F. 20	H	L	81-87	South Carolina
F. 23	A	W	72-71	Virginia
F. 24	A	W	75-68	Maryland
M. 1	N3	W	67-46	NC State
M. 2	N3	W	77-72	Duke (NR,8)
M. 3	N3	L	66-77	Wake Forest (NR,16u)

N1 — Poinsettia Classic, Greenville, S.C.; N2 — North-South Doubleheader, Charlotte, N.C.; N3 — ACC Tournament, Raleigh, N.C.; ^ denotes overtime

## 1962-63 (12-13 OVERALL, 5-9 ACC, T-4TH)

D. 3	H	L	55-56	NC State
D. 5	A	L	48-64	North Carolina
D. 8	A	W	93-73	Georgia
D. 13	H	L	67-92	Duke (NR,2)
D. 15	A	L	67-87	Creighton
D. 17	A	L	64-74	Iowa
D. 28	N1	L	58-60	Vanderbilt
D. 29	N1	W	72-49	Army
J. 3	H	W	77-60	Georgia
J. 5	A	L	62-80	Wake Forest
J. 8	A	W	66-64	Furman
J. 12	A	L	67-78	Duke (NR,6)
J. 14	H	W	93-56	The Citadel
J. 26	H	W	74-73	Furman
J. 28	A	W	68-58	Virginia Military
F. 2	H	W	71-70	Wake Forest
F. 5	H	W	80-61	South Carolina
F. 8	H	W	86-64	Virginia
F. 9	H	W	62-60	Maryland
F. 15	N2	L	50-66	NC State
F. 16	N2	L	63-79	North Carolina
F. 19	A	L	45-51	South Carolina
F. 22	A	W	52-50	Virginia
F. 23	A	L	67-69	Maryland
F. 28	N3	L	78-79	NC State

N1 — Poinsettia Classic, Greenville, S.C.; N2 — North-South Doubleheader, Charlotte, N.C.; N3 — ACC Tournament, Raleigh, N.C.

## 1963-64 (13-12 OVERALL, 8-6 ACC, 3RD)

D. 3	H	W	^66-64	North Carolina
D. 5	H	L	86-87	Georgia
D. 8	A	L	57-68	The Citadel
D. 14	A	L	52-75	Duke (NR,3)
D. 16	A	L	48-56	Maryland
D. 17	A	W	53-52	Virginia
D. 20	H	W	100-80	Virginia Military
D. 28	A1	L	55-76	Texas Western (NR,14u)
D. 30	N1	L	71-73	Baylor
J. 4	A	W	87-61	Wake Forest
J. 8	H	L	75-81	Duke (NR,9)
J. 11	H	W	74-64	Erskine
J. 14	A	W	74-68	Furman
J. 25	A	L	56-67	South Carolina
F. 4	H	L	58-66	Furman
F. 6	A	W	^83-81	Georgia
F. 8	A	W	66-52	NC State
F. 14	N2	W	^97-90	North Carolina
F. 15	N2	L	^43-45	NC State
F. 21	H	L	73-75	Wake Forest
F. 25	H	W	63-50	South Carolina
F. 28	H	W	83-68	Maryland
F. 29	H	W	90-73	Virginia
M. 5	N3	W	81-67	Maryland
M. 6	N3	L	64-86	Wake Forest
N1	—	Sun Bowl	Carnival, El Paso, Texas;	

THE 1961-62  
TIGERS



N2 — North-South Doubleheader, Charlotte, N.C.; N3 — ACC Tournament, Raleigh, N.C.; ^ denotes overtime

## 1964-65 (8-15 OVERALL, 4-10 ACC, 6TH)

D. 1	A	L	59-77	North Carolina
D. 5	H	W	72-60	Georgia
D. 7	H	W	90-75	The Citadel
D. 16	H	L	79-80	Duke (NR,6)
D. 22	A	L	75-93	Georgia
D. 28	N1	W	77-65	Auburn
D. 29	N1	L	59-68	Baylor
J. 5	H	W	80-66	Furman
J. 7	H	L	^65-67	Maryland
J. 9	H	W	99-72	Virginia
J. 12	A	L	81-106	Duke (NR,10)
J. 30	H	W	94-87	South Carolina
F. 1	A	L	75-82	Wake Forest
F. 3	A	L	78-93	Georgia Tech
F. 6	H	L	74-78	N.C.State (NR,18u)
F. 9	A	L	61-74	Furman
F. 13	A	W	72-67	South Carolina
F. 16	H	W	84-65	Wake Forest
F. 19	N2	L	61-62	NC State (NR,18u)
F. 20	N2	L	84-86	North Carolina
F. 26	A	L	71-88	Maryland
F. 27	A	L	67-69	Virginia
M. 4	N3	L	50-61	Maryland

N1 — Poinsettia Classic, Greenville, S.C.; N2 — North-South Doubleheader, Charlotte, N.C.; N3 — ACC Tournament, Raleigh, N.C.; ^ denotes overtime

## 1965-66 (15-10 OVERALL, 8-6 ACC, T-3RD)

D. 1	H	W	84-74	North Carolina
D. 4	A	L	68-83	Duke
D. 17	N1	W	76-62	Alabama
D. 18	A1	L	62-72	Virginia Tech
D. 29	N2	W	85-57	Mississippi
D. 30	N2	W	77-67	Manhattan
J. 3	A	L	48-57	South Carolina
J. 6	A	L	72-87	Georgia Tech
J. 11	H	L	85-87	Duke (NR,1)
J. 15	H	W	86-82	South Carolina
J. 18	A	W	70-61	The Citadel
J. 22	H	L	87-90	Virginia Tech
J. 28	H	W	70-69	Virginia
J. 29	H	W	71-66	Maryland
F. 1	A	W	72-71	Wake Forest
F. 3	H	W	107-72	Furman
F. 5	A	L	58-76	NC State
F. 10	A	W	98-86	Furman
F. 14	H	W	104-89	Wake Forest
F. 18	N3	L	66-70	North Carolina
F. 19	N3	W	^76-74	NC State
F. 22	H	W	106-90	Georgia Tech
F. 25	A	L	61-63	Virginia
F. 26	A	W	81-69	Maryland
M. 3	N4	L	52-60	South Carolina
N1	—	VPI Invitational, Blacksburg, Va.;		
N2	—	Poinsettia Classic, Greenville, S.C.;		
N3	—	North-		

South Doubleheader, Charlotte, N.C.; N4 — ACC Tournament, Raleigh, N.C.; ^ denotes overtime

## 1966-67 (17-8 OVERALL, 9-5 ACC, 4TH)

D. 1	A	L	65-76	North Carolina
D. 3	H	W	102-85	The Citadel
D. 16	N1	W	^73-64	Miami (Fla.)
D. 17	A1	L	44-52	Tennessee
D. 29	N2	W	92-82	Louisiana State
D. 30	A2	W	83-66	Furman
J. 5	A	W	76-55	Georgia Tech
J. 7	A	W	80-68	South Carolina
J. 10	A	L	61-85	Duke
J. 12	A	W	69-68	Furman
J. 14	A	W	^102-88	Virginia
J. 16	A	L	48-68	Maryland
J. 19	A	W	82-67	Furman
J. 21	A	W	70-68	Virginia Tech
J. 24	H	L	77-88	Georgia Tech
J. 31	A	L	80-90	Wake Forest
F. 4	H	W	80-60	NC State
F. 7	H	W	73-57	South Carolina
F. 11	H	W	70-68	Wake Forest
F. 14	H	W	73-68	Duke (NR,14)
F. 17	N3	W	62-50	NC State
F. 18	N3	W	92-88	North Carolina (NR,4)
F. 25	H	W	65-61	Maryland
F. 27	H	L	71-73	Virginia
M. 9	N4	L	^61-63	Wake Forest

N1 — Volunteer Classic, Knoxville, Tenn.; N2 — Poinsettia Classic, Greenville, S.C.; N3 — North-South Doubleheader, Charlotte, N.C.; N4 — ACC Tournament, Greensboro, N.C.; ^ denotes overtime

## 1967-68 (4-20 OVERALL, 3-11 ACC, T-7TH)

D. 4	A	L	70-74	The Citadel
D. 29	N1	L	63-77	Hardin-Simmons
D. 30	A1	W	78-53	Furman
J. 4	H	L	68-70	Furman
J. 6	H	L	71-93	South Carolina
J. 9	A	L	79-101	Duke
J. 11	H	L	92-95	Virginia
J. 13	H	L	83-115	North Carolina (NR,3)
J. 15	H	W	^94-93	Maryland
J. 20	A	L	73-81	Virginia
J. 24	A	L	81-104	Louisiana State
J. 27	H	L	78-101	Virginia Tech
J. 30	H	W	70-67	Wake Forest
F. 1	A	L	64-99	Georgia Tech
F. 3	A	L	66-78	NC State
F. 7	A	L	74-89	South Carolina
F. 10	A	W	78-66	Wake Forest
F. 16	N2	L	74-96	North Carolina (NR,3)
F. 17	N2	L	67-69	NC State
F. 20	H	L	70-82	Duke (NR,8)
F. 22	A	L	64-66	Furman
F. 24	A	L	68-81	Maryland
F. 28	H	L	51-80	Georgia Tech
M. 7	N3	L	40-43	Duke (NR,6)
N1	—	Poinsettia Classic, Greenville, S.C.;		
N2	—	North-		

— North-South Doubleheader, Charlotte, N.C.; N3 — ACC Tournament, Greensboro, N.C.; ^ denotes overtime

## 1968-69 (6-19 OVERALL, 2-12 ACC, T-7TH)

N. 30*	H	W	76-72	Georgia Tech
D. 7	H	L	85-86	Louisiana State
D. 16	A	L	69-90	North Carolina (NR,2)
D. 19	A	W	96-74	Alabama
D. 21	N1	L	72-92	Auburn
D. 28	A	L	70-96	Duke
J. 2	H	L	72-73	The Citadel
J. 4	A	L	62-77	South Carolina
J. 8	A	L	66-72	Georgia Tech
J. 11	A	L	75-82	Virginia
J. 13	A	L	78-83	Maryland
J. 16	H	W	91-70	Furman
J. 23	A	W	95-82	Furman
J. 25	A	L	75-86	Virginia Tech
F. 1	H	W	78-77	NC State
F. 5	H	L	76-85	Duke
F. 7	H	L	67-70	Florida State
F. 10	H	L	79-106	South Carolina
F. 14	N2	L	74-84	NC State
F. 15	N2	L	81-107	North Carolina (NR,2)
F. 18	A	L	84-100	Wake Forest
F. 22	H	L	83-84	Maryland
F. 24	H	W	92-90	Virginia
F. 27	H	L	^104-112	Wake Forest
M. 6	N3	L	70-94	North Carolina (NR,4)

N1 — Birmingham, Ala.; N2 — North-South Doubleheader, Charlotte, N.C.; N3 — ACC Tournament, Charlotte, N.C.; ^ denotes overtime; \* — first game in Littlejohn Coliseum

## 1969-70 (7-19 OVERALL, 2-12 ACC, 8TH)

D. 4	H	L	60-61	Auburn
D. 17	H	W	104-95	Alabama
D. 20	N1	L	103-111	Louisiana State (NR,15)
D. 22	A2	L	82-90	Texas-El Paso
D. 23	N2	L	63-78	Texas A&M
J. 7	A	L	84-96	Georgia Tech
J. 10	H	W	104-87	Virginia
J. 12	H	L	68-75	Maryland
J. 15	H	L	91-96	North Carolina (NR,7)
J. 17	A	W	81-80	Furman
J. 19	H	W	88-78	Georgia Tech
J. 22	A	L	80-122	Florida State
J. 24	H	W	87-79	Virginia Tech
J. 26	H	L	76-97	South Carolina (NR,3)
J. 28	H	W	93-67	Furman
J. 31	A	L	87-119	NC State (NR,8)
F. 4	H	L	88-92	Duke
F. 7	A	L	52-99	South Carolina (NR,2)
F. 9	A	L	75-91	Duke
F. 13	N3	L	66-110	North Carolina (NR,10)
F. 14	N3	L	84-102	NC State (NR,5)
F. 18	A	L	71-97	Wake Forest
F. 21	A	L	79-94	Virginia
F. 23	A	L	85-103	Maryland
F. 28	H	W	105-95	Wake Forest

# ALL-TIME RESULTS

M.5 N4 L 33-34 South Carolina (NR,3)  
N1 — Charlotte, N.C.; A2,N2 — Sun Bowl  
Carnival, El Paso, Texas; N3 — North-South  
Doubleheader, Charlotte, N.C.; N4 — ACC  
Tournament, Charlotte, N.C.

## 1970-71 (9-17 OVERALL, 3-11 ACC, 8TH)

D.3	H	W	67-54	Furman
D.5	H	W	61-46	Mercer
D.18	A1	L	61-75	Vanderbilt
D.19	N1	W	67-51	Southern Methodist
J.2	A	L	53-81	South Carolina (NR,2)
J.6	A	L	55-72	Georgia Tech
J.9	A	L	56-66	Virginia
J.11	A	L	52-56	Maryland
J.14	A	L	72-92	North Carolina (NR,15)
J.16	H	L	56-82	Duke
J.18	H	W	59-50	NC State
J.20	H	L	64-74	Georgia Tech
J.23	A	L	66-76	Virginia Tech
J.28	H	W	45-44	Virginia (NR,15)
J.30	H	W	91-87	Indiana State
F.1	A	L	61-77	Furman
F.6	H	L	44-47	South Carolina (NR,7)
F.8	H	W	77-52	Rollins
F.12	N2	L	57-64	NC State
F.13	N2	L	48-86	North Carolina (NR,11)
F.16	A	L	57-74	Wake Forest
F.20	H	W	56-53	Virginia Tech
F.23	H	W	51-45	Maryland
F.26	H	L	54-64	Wake Forest
M.2	A	L	60-70	Duke
M.11	N3	L	41-76	North Carolina (NR,13)

A1,N1 — Music City Classic, Nashville, Tenn.;  
N2 — North-South Doubleheader, Charlotte,  
N.C.; N3 — ACC Tournament, Greensboro, N.C.;  
^ denotes overtime

## 1971-72 (10-16 OVERALL, 2-12 ACC, 7TH)

D.4	N1	L	65-76	Davidson
D.11	H	W	72-66	Purdue
D.18	A	W	82-77	Indiana State
D.21	A	L	64-93	Cincinnati
D.29	N2	W	67-49	Holy Cross
D.30	N2	W	77-67	Auburn
J.5	A	W	66-57	Georgia Tech
J.8	H	W	63-61	Maryland (NR,12)
J.12	H	L	61-81	North Carolina (NR,3)
J.15	A	L	69-71	Duke
J.17	A	L	46-58	NC State
J.19	H	W	74-72	Furman
J.22	H	W	85-73	Virginia Tech
J.29	H	W	83-70	Georgia Tech
J.31	H	L	58-62	Virginia (NR,8)
F.2	A	L	44-48	Virginia Tech
F.5	H	L	58-62	South Carolina (NR,8)
F.11	N3	L	50-73	North Carolina (NR,3)
F.12	N3	L	59-74	NC State
F.16	A	L	51-59	Wake Forest
F.19	A	L	57-67	Maryland (NR,19)
F.21	A	L	60-62	Virginia (NR,6)
F.26	H	L	63-70	Wake Forest
M.1	H	W	59-40	Duke
M.4	A	L	64-77	South Carolina (NR,8)
M.9	N4	L	52-54	Maryland (NR,13)

N1 — Charlotte, N.C.; N2 — Poinsettia  
Classic, Greenville, S.C.; N3 — North-South  
Doubleheader, Charlotte, N.C.; N4 — ACC  
Tournament, Greensboro, N.C.; ^ denotes  
overtime

## 1972-73 (12-14 OVERALL, 4-8 ACC, T-4TH)

N.28	H	W	86-77	Georgia Tech
D.2	N1	L	59-65	Davidson
D.6	A	L	69-83	Furman
D.9	H	W	89-68	Presbyterian
D.16	N2	L	60-63	Villanova
D.22	H	W	70-63	Kent State
D.28	N3	W	80-65	Pepperdine
D.29	A3	L	59-70	Furman
J.3	H	W	75-68	Niagara
J.6	H	L	75-79	Maryland (NR,2)
J.10	A	L	58-92	North Carolina (NR,7)
J.13	A	L	73-75	Duke
J.17	A	L	59-87	St. John's (NR,17)
J.20	H	L	76-86	NC State (NR,2)
J.24	H	W	72-54	The Citadel
J.27	H	W	64-63	Virginia
F.3	A	W	74-57	Georgia Tech
F.6	H	W	89-68	Stetson
F.9	N4	L	61-68	NC State (NR,2)
F.10	N4	L	69-84	North Carolina (NR,6)
F.14	H	W	86-61	Wake Forest
F.17	A	L	66-69	Maryland (NR,10)
F.19	A	W	56-54	Virginia
F.24	A	L	55-58	Wake Forest

F.28 H W 75-50 Duke  
M.8 N5 L 61-77 Maryland (NR,10)  
N1 — Charlotte, N.C.; N2 — Philadelphia, Pa.;  
A3,N3 — Poinsettia Classic, Greenville, S.C.;  
N4 — North-South Doubleheader, Charlotte,  
N.C.; N5 — ACC Tournament, Greensboro, N.C.;  
^ denotes overtime

## 1973-74 (14-12 OVERALL, 3-9 ACC, T-5TH)

N.30	H1	W	87-72	Auburn
D.1	H1	W	68-58	Saint John's
D.5	A	W	81-80	Purdue
D.7	N2	L	58-65	Florida State
D.8	N2	W	71-66	Duquesne
D.15	H	W	63-61	Georgia Tech
D.18	H	L	70-74	Louisville (NR,8)
D.28	N3	W	78-63	Delaware
D.29	A3	W	75-67	Furman
J.5	A	L	60-89	Maryland (NR,3)
J.9	H	L	90-102	North Carolina (NR,5)
J.12	A	L	68-96	NC State (NR,4)
J.16	A	L	50-63	Duke
J.19	A	L	65-74	Wake Forest
J.23	H	W	58-54	Furman
J.26	H	W	61-51	Virginia
J.30	H	W	62-58	The Citadel
F.2	A	L	60-61	North Carolina (NR,4)
F.6	H	W	73-65	East Tennessee St.
F.13	H	W	74-73	Wake Forest
F.16	H	L	54-56	Maryland (NR,6)
F.20	A	L	68-81	Virginia
F.23	H	L	75-80	NC State (NR,1)
F.27	H	W	74-68	Duke
M.2	A	W	71-58	Georgia Tech
M.7	N4	L	63-68	Virginia

H1 — IPTAY Tournament; N2 — Steel Bowl  
Tournament, Pittsburgh, Pa.; N3 — Poinsettia  
Classic, Greenville, S.C.; N4 — ACC Tournament,  
Greensboro, N.C.; ^ denotes overtime

## 1974-75 (17-11 OVERALL, 8-4 ACC, T-2ND)

Ranked 19th in final UPI Poll				
N.29	H1	W	93-80	Mississippi
N.30	H1	L	75-76	Pennsylvania (NR,14)
D.4	H	W	82-69	Furman
D.7	H	W	103-57	Appalachian State
D.18	A	L	75-90	Louisville (NR,4)
D.20	N2	L	63-67	La Salle
D.21	A2	L	69-71	Dayton
D.27	N3	W	63-59	Auburn
D.28	A3	L	52-66	Minnesota
D.31	A	W	92-73	Florida Southern
J.4	H	W	86-68	Virginia
J.9	A	L	72-74	North Carolina (NR,15)
J.15	A	L	72-75	Duke
J.18	H	W	80-77	Wake Forest
J.22	H	W	83-82	Maryland (NR,3)
J.25	A	W	74-64	Virginia
J.29	H	W	106-75	The Citadel
F.1	H	W	80-72	North Carolina (NR,10)
F.4	A	L	89-92	NC State (15,6)
F.12	A	W	71-54	W. Forest (18,NR)
F.15	H	W	100-66	Duke (18,NR)
F.19	A	W	85-69	Georgia Tech (16,NR)
F.22	H	W	92-70	NC State (16,4)
F.26	A	L	64-70	Maryland (11,2)
M.1	H	W	93-59	Biscayne (11,NR)
M.6	N4	W	78-76	Duke (14,NR)
M.7	N4	L	71-76	North Carolina (14,12)
M.15	N5	L	86-91	Providence (14,NR)

H1 — IPTAY Tournament; A2,N2 — Dayton  
Invitational, Dayton, Ohio; A3,N3 — Pillsbury  
Classic, Minneapolis, Minn.; N4 — ACC  
Tournament, Greensboro, N.C.; N5 — NIT, New  
York, N.Y.; ^ denotes overtime

## 1975-76 (18-10 OVERALL, 5-7 ACC, T-4TH)

N.28	H1	W	78-64	Harvard
N.29	N1	L	81-87	Austin Peay
D.3	A	W	92-86	Furman
D.6	H	W	93-49	Baptist
D.13	H	W	103-64	Presbyterian
D.16	A	W	59-54	Jacksonville
D.19	N2	W	82-46	Middle Tennessee
D.20	A2	L	66-77	Tennessee (NR,11)
D.23	N3	W	80-60	Boston College
D.30	N3	W	72-54	Davidson
J.2	H	W	103-71	Biscayne
J.7	H	L	64-83	North Carolina (NR,6)
J.10	A	W	81-68	The Citadel
J.14	H	W	102-96	Duke
J.17	A	W	86-81	Wake Forest (NR,5)
J.21	A	W	82-77	Maryland (NR,2)
J.24	H	L	62-69	Virginia
J.28	H	W	89-65	Furman
J.31	A	L	64-79	North Carolina (NR,4)
F.3	A	L	89-92	NC State (NR,10)
F.11	H	L	77-84	Wake Forest
F.14	H	L	89-98	Maryland (NR,4)
F.18	A	L	77-90	Virginia
F.21	H	W	103-90	NC State (NR,12)
F.25	A	W	90-89	Duke
F.28	H	W	122-79	Florida Southern
M.4	N4	W	76-63	Wake Forest
M.5	N4	L	74-82	North Carolina (NR,4)

H1 — IPTAY Tournament; A2,N2 — Volunteer  
Classic, Knoxville, Tenn.; N3 — Charlotte  
Invitational, Charlotte, N.C.; N4 — ACC  
Tournament, Landover, Md.; ^ denotes overtime

## 1976-77 (22-6 OVERALL, 8-4 ACC, T-2ND)

N.26	H	W	104-50	Yale
N.27	H1	W	108-92	Florida State
D.1	H	W	110-72	Furman
D.4	H	W	110-55	Georgia Southern
D.11	H	W	133-78	Tennessee Tech (16,NR)
D.14	H	W	98-67	Buffalo (13,NR)
D.16	N2	W	94-42	Biscayne (13,NR)
D.18	A	W	78-64	Stetson (13,NR)
D.27	A3	L	49-67	Marquette (11,6)
D.28	N3	W	128-76	Boston College (11,NR)
J.5	N4	L	63-91	North Carolina (16,6)
J.8	H	W	98-69	Georgia Tech (16,NR)
J.12	A	W	80-73	Duke (17,NR)
J.15	H	L	82-84	Wake Forest (17,7)
J.19	H	W	93-71	Maryland (NR,13)
J.22	A	W	63-54	Virginia
J.26	A	W	94-86	Furman (19,NR)
J.29	H	W	93-73	North Carolina (19,4)
F.1	H	W	60-59	NC State (16,NR)
F.3	H	W	77-55	Cleveland State (16,NR)
F.8	A	W	70-66	Wake Forest (15,4)
F.12	A	L	78-84	Maryland (15,NR)
F.16	H	L	65-71	Virginia (18,NR)
F.19	A	W	68-66	NC State (18,NR)
F.23	H	W	67-63	Duke (18,NR)
F.26	H	W	120-56	Roanoke (19,NR)
M.3	N5	W	82-74	Duke (18,NR)
M.4	N5	L	60-72	Virginia (18,NR)

H1 — IPTAY Tournament; N2 — Miami, Fla.;

N3 — Dairyland Classic, Milwaukee, Wis.; N4  
— Greensboro, N.C.; N5 — ACC Tournament,  
Greensboro, N.C.; ^ denotes overtime

## 1977-78 (15-12 OVERALL, 3-9 ACC, T-6TH)

N.25	H1	W	125-62	Texas Christian
N.26	H1	W	82-75	Rhode Island
N.30	A	W	101-83	Furman
D.3	H	W	99-65	The Citadel
D.7	H	W	98-58	American
D.10	A	L	66-72	South Carolina
D.17	H	W	93-88	Appalachian State
D.20	N2	W	82-58	Catholic
D.21	N2	W	94-61	Canisius
D.30	N3	W	100-55	Boston University
J.4	H	L	77-79	North Carolina (NR,2)
J.7	H	W	79-58	South Carolina
J.11	H	L	85-107	Duke
J.14	N4	L	90-91	Wake Forest
J.16	A	L	75-90	Maryland
J.21	H	W	79-70	Virginia (NR,13)
J.25	H	L	68-87	Furman
J.28	A	L	64-98	North Carolina (NR,3)
J.31	A	L	69-73	NC State
F.4	H	W	85-65	Stetson
F.8	H	W	91-81	Wake Forest (NR,14)
F.11	H	L	75-80	Maryland
F.15	A	W	63-55	Virginia (NR,17)
F.18	H	L	65-72	NC State
F.22	A	L	62-78	Duke (NR,13)
F.25	H	W	91-47	Biscayne
M.1	N5	L	72-83	Duke (NR,15)

N1 — IPTAY Tournament; N2 — Charleston,  
S.C.; N3 — Jacksonville, S.C.; N4 — Greensboro,  
N.C.; N5 — ACC Tournament, Greensboro, N.C.;  
^ denotes overtime

## 1978-79 (19-10 OVERALL, 5-7 ACC, 5TH)

N.24	H	W	108-67	Catholic
N.27	H	W	106-74	Furman
D.1	H1	W	73-57	Brown
D.2	H1	W	72-52	Kent State
D.6	A	W	70-65	South Carolina
D.9	H	W	71-58	The Citadel
D.16	H	W	71-56	Western Carolina
D.28	A2	W	68-57	Texas-El Paso
D.29	N2	W	58-57	Texas Tech
J.3	N3	L	68-90	North Carolina (NR,3)
J.6	A	L	56-58	The Citadel
J.10	A	L	54-73	Duke (NR,7)
J.13	H	W	71-66	Wake Forest
J.17	H	L	63-77	Maryland (NR,19)
J.20	A	L	54-61	Virginia
J.24	A	W	64-58	Furman
J.27	H	W	66-61	North Carolina (NR,2)
J.30	H	W	85-72	NC State (NR,20)
F.1	H	W	110-73	Colgate
F.3	H	W	74-64	South Carolina
F.7	N3	W	85-74	Wake Forest
F.10	A	L	69-77	Maryland (NR,19)
F.14	H	L	68-72	Virginia
F.17	A	L	58-83	NC State
F.21	H	W	70-49	Duke (NR,6)
F.24	H	W	81-47	Buffalo State
M.1	N4	L	67-75	Maryland
M.7	A5	W	68-67	Kentucky
M.12	H6	L	59-61	Old Dominion

H1 — IPTAY Tournament; A2,N2 — Sun Bowl  
Carnival, El Paso, Texas; N3 — Greensboro,  
N.C.; N4 — ACC Tournament, Greensboro, N.C.;

THE 1974-75 TIGERS





# ALL-TIME RESULTS

A5 — NIT, Lexington, Ky.; H6 — NIT; ^ denotes overtime

## 1979-80 (23-9 OVERALL, 8-6 ACC, 4TH)

N. 30	H1	W	90-72	Siena
D. 1	H1	W	94-61	Middle Tennessee
D. 5	H	W	93-73	South Carolina
D. 8	H	W	93-59	Baptist
D. 15	H	W	98-73	Rider
D. 17	H	W	113-74	Georgia Southern
D. 27	N2	W	79-68	Texas Tech
D. 28	N2	W	85-65	UNC-Charlotte
D. 29	N2	L	67-72	Oregon State (NR,18)
J. 2	H	W	93-76	North Carolina (NR,6)
J. 5	A	W	56-48	Georgia Tech
J. 9	H	W	^87-82	Duke (18,1)
J. 12	A	L	83-86	Wake Forest (18,NR)
J. 16	A	L	83-84	Maryland (17,NR)
J. 19	H	W	88-68	Virginia (17, 12)
J. 23	H	W	85-67	Furman (12,NR)
J. 26	A	L	70-73	North Carolina (12,13)
J. 29	A	L	67-80	NC State (16,NR)
J. 31	H	W	76-52	Georgia Tech (16,NR)
F. 2	A	W	61-60	South Carolina (16,NR)
F. 6	H	W	86-69	Wake Forest (16,NR)
F. 9	H	W	90-81	Maryland (16,7)
F. 13	A	L	87-89	Virginia (10,NR)
F. 16	H	W	78-70	NC State (10,20u)
F. 20	A	L	^82-87	Duke (12,17)
F. 22	H	W	38-27	UNC-Asheville (12,NR)
F. 28	N3	W	57-49	Virginia (17,NR)
F. 29	N3	L	85-91	Maryland (17,7)
M. 6	N4	W	76-73	Utah State
M. 8	N4	W	71-66	Brigham Young (NR,12)
M. 12	N5	W	74-66	Lamar
M. 15	N5	L	74-85	UCLA

H1 — IPTAY Tournament; N2 — Far West Classic, Portland, Ore.; N3 — ACC Tournament, Greensboro, N.C.; N4 — NCAA West Regional, Ogden, Utah; N5 — NCAA West Regional, Tucson, Ariz.; ^ denotes overtime

## 1980-81 (20-11 OVERALL, 6-8 ACC, T-5TH)

N. 28	N1	W	82-64	Cornell
N. 29	H1	W	99-71	Fairfield
D. 3	H	W	102-59	Samford
D. 6	A	W	82-69	South Carolina
D. 13	H	W	108-41	Illinois Tech
D. 16	H	W	124-70	West Virginia Tech
D. 19	N2	W	67-56	Illinois State
D. 20	A2	L	67-68	Marquette
D. 28	N3	W	^50-49	Louisiana Tech
D. 29	N3	W	58-57	Indiana (NR,15)
D. 30	A3	W	^75-71	Hawaii
J. 3	H	W	76-68	NC State
J. 7	A1	W	65-54	Georgia Tech (20,NR)
J. 10	A	L	71-73	Wake Forest (20,6)
J. 14	H	W	82-58	The Citadel (19,NR)
J. 17	H	L	^62-68	Maryland (19,10)
J. 19	H	L	59-74	Virginia (19,2)
J. 21	H	W	72-48	Georgia Tech (19,NR)
J. 24	A	L	57-75	Duke (19,NR)
J. 28	H	L	47-61	North Carolina (NR,12)
J. 31	A	W	69-67	Furman
F. 4	A	W	82-76	NC State
F. 8	H	W	115-91	South Carolina
F. 12	A	L	70-72	Maryland (NR,19)
F. 14	A	L	58-73	Virginia (NR,1)
F. 18	H	W	81-71	Wake Forest (NR,11)
F. 21	A	L	61-75	North Carolina (NR,13)
F. 25	H	W	^54-52	Duke
F. 28	H	W	91-69	Baltimore
M. 5	N4	L	71-80	Wake Forest (NR,11)
M. 12	H5	L	82-90	Temple

H1 — IPTAY Tournament; A1 — Omni; N2 — Milwaukee Classic, Milwaukee, Wis.; N3 — Rainbow Classic, Honolulu, Hawaii; N4 — ACC Tournament, Landover, Md.; H5 — NIT; ^ denotes overtime

## 1981-82 (14-14 OVERALL, 4-10 ACC, T-6TH)

N. 27	H1	W	109-91	Bowling Green
N. 28	H1	W	79-72	Stetson
D. 2	H	W	102-53	Austin Peay State
D. 5	H	W	61-60	Arkansas-Little Rock
D. 12	H	W	67-65	South Carolina
D. 14	H	W	96-56	West Chester State
D. 18	N2	L	68-80	Iowa (NR,6)
D. 19	N2	W	59-32	Mississippi State
J. 2	A	L	59-75	NC State (NR,20)
J. 6	A	W	62-57	Georgia Tech
J. 9	H	L	54-68	Wake Forest
J. 16	A	L	57-62	Maryland
J. 17	A	L	68-89	Virginia (NR,3)
J. 20	H	W	55-49	Georgia Tech

J. 23	H	L	44-50	Duke
J. 27	A	L	72-77	North Carolina (NR,2)
J. 30	A	W	88-56	The Citadel
F. 3	H	W	65-54	NC State
F. 6	A	L	86-94	South Carolina
F. 10	A	L	76-94	Wake Forest (NR,16)
F. 13	H	L	54-56	Virginia (NR,1)
F. 15	H	W	79-62	Furman
F. 17	H	W	75-66	Maryland
F. 20	H	L	49-55	North Carolina (NR,2)
F. 24	A	L	^72-73	Duke
F. 27	H	W	91-70	Maryland-Eastern Shore
M. 5	N3	L	54-56	Virginia (NR,3)
M. 12	H4	L	49-53	Mississippi

H1 — IPTAY Tournament; N2 — Kettle Classic, Houston, Texas; N3 — ACC Tournament, Greensboro, N.C.; H4 — NIT; ^ denotes overtime

## 1982-83 (11-20 OVERALL, 2-12 ACC, 8TH)

N. 26	N1	W	^82-79	Texas A&M
N. 27	N1	L	63-72	Vanderbilt
N. 28	N1	L	66-76	Washington
D. 3	H2	W	85-73	Bucknell
D. 4	H2	L	58-60	Southern Miss
D. 6	H	W	63-56	The Citadel
D. 11	H	W	95-69	Presbyterian
D. 15	H	W	76-59	Campbell
D. 18	H	L	72-75	Vanderbilt
D. 28	N3	L	54-60	Kansas State
D. 29	N3	L	59-69	Texas-El Paso
J. 4	A	W	51-50	Furman
J. 7	H	L	70-76	NC State (NR,16)
J. 11	A	L	66-71	Georgia Tech
J. 15	A	L	76-89	Wake Forest
J. 19	H	L	61-80	Maryland
J. 22	A	L	87-105	Virginia (NR,7)
J. 24	H	W	58-56	Georgia Tech
J. 27	A	L	77-94	South Carolina
J. 29	A	L	96-99	Duke
F. 2	H	L	81-84	North Carolina (NR,1)
F. 5	H	W	81-60	Baptist
F. 9	A	L	83-90	NC State
F. 12	H	W	86-81	South Carolina
F. 16	H	L	82-86	Wake Forest
F. 19	A	L	88-92	Maryland
F. 23	H	L	^83-85	Virginia (NR,3)
F. 27	A	L	80-93	North Carolina (NR,11)
M. 2	H	W	93-86	Duke
M. 5	H	W	92-88	Illinois-Chicago
M. 11	N4	L	79-105	North Carolina (NR,5)

N1 — Great Alaskan Shootout, Anchorage; H2 — IPTAY Tournament; N3 — Sun Bowl Tournament, El Paso, Texas; N4 — ACC Tournament, Atlanta, Ga.; ^ denotes overtime


## 1983-84 (14-14 OVERALL, 3-11 ACC, 8TH)

N. 26	H	W	105-55	Wagner
N. 26	H1	W	^66-61	Marquette
N. 30	H1	W	71-67	Furman
D. 3	H	W	72-71	South Carolina
D. 10	H	W	92-70	The Citadel
D. 17	A	W	70-62	Vanderbilt
D. 19	H	W	102-52	Baylor
D. 28	A	L	55-69	Nevada-Las Vegas
D. 30	N1	L	61-63	Marshall
J. 4	H	W	97-63	Saint Francis
J. 9	H	W	63-61	NC State (NR,12)
J. 11	H	W	79-69	Georgia Tech
J. 14	H	W	71-59	Baptist
J. 17	A	L	72-85	Maryland (NR,7)
J. 21	H	L	73-74	Virginia
J. 26	A	L	52-59	Georgia Tech
J. 28	H	L	65-67	Duke
F. 1	A2	L	75-97	North Carolina (NR,1)
F. 4	H	L	^72-76	Wake Forest (NR,15)
F. 8	A	L	59-69	NC State
F. 11	A	W	61-59	South Carolina
F. 15	A2	L	57-68	Wake Forest (NR,13)
F. 18	H	L	^65-66	Maryland (NR,17u)
F. 21	A	L	70-77	Virginia
F. 26	H	L	71-82	North Carolina (NR,1)
F. 29	A	W	77-76	Duke (NR,15)
M. 3	H	W	62-52	Campbell
M. 9	N2	L	66-78	North Carolina (NR,1)

H1 — IPTAY Tournament; N1 — Las Vegas, Nev.; A2, N2 — Greenboro; ^ denotes overtime

## 1984-85 (16-13 OVERALL, 5-9 ACC, T-6TH)

N. 26	H	L	^67-68	Tennessee Tech
N. 30	H1	W	90-55	Campbell
D. 1	H1	W	79-69	South Alabama
D. 5	A	L	66-71	South Carolina
D. 8	H	W	89-62	Augusta
D. 15	H	W	81-75	Middle Tennessee
D. 19	A	W	^55-53	Furman



JOHN "MOOSE" CAMPBELL  
AVERAGED 10.9 POINTS PER  
GAME ON CLEMSON'S 1980  
NCAA ELITE EIGHT TEAM.

D. 28	N2	W	86-72	Massachusetts
D. 29	A2	W	81-74	Vanderbilt
J. 2	H	W	84-77	Appalachian State
J. 8	A	W	90-81	Georgia Tech (NR,8)
J. 10	H	L	68-71	NC State
J. 12	A	L	61-83	Wake Forest
J. 16	A	L	84-94	Maryland
J. 19	H	W	82-62	Virginia
J. 23	H	L	59-64	Georgia Tech (NR,16)
J. 26	H	L	83-100	Duke (NR,5)
J. 30	H	W	52-50	North Carolina (NR,11)
F. 2	H	W	96-65	Delaware State
F. 6	A	L	57-69	NC State
F. 9	H	W	98-81	South Carolina
F. 13	H	W	80-65	Wake Forest
F. 17	H	W	71-64	Maryland (NR,10)
F. 20	A	L	66-69	Virginia
F. 23	A	L	50-84	North Carolina (NR,13)
F. 27	A	L	73-90	Duke (NR,6)
M. 2	H	W	100-55	Winthrop
M. 8	N3	L	63-70	NC State (NR,18)
M. 15	%A	L	65-67	UT-Chattanooga

H1 — IPTAY Tournament; N2 — Music City Tournament, Nashville, Tenn.; N3 — ACC Tournament, Atlanta, Ga.; % — NIT; ^ denotes overtime

## 1985-86 (19-15 OVERALL, 3-11 ACC, 7TH)

N. 25	H	W	83-57	Maryland-Eastern Shore
N. 29	H1	W	92-67	East Tennessee St.
N. 30	H1	W	70-60	South Florida
D. 2	H	W	101-63	Rider
D. 4	H	W	79-36	Morgan State
D. 7	H	W	^73-66	South Carolina
D. 14	H	W	87-60	Bethune-Cookman
D. 16	H	W	89-63	Baptist
D. 18	H	W	100-60	Georgia State
D. 21	A	W	65-64	Texas Tech
D. 28	N1	W	81-76	Bradley
D. 29	N1	L	64-69	Missouri
D. 30	N1	W	69-62	Seton Hall
J. 6	H	W	91-64	Wake Forest
J. 11	H	L	81-83	Virginia
J. 13	A	L	57-60	NC State
J. 15	H	L	71-83	Georgia Tech (NR,5)
J. 23	A	L	64-65	South Carolina
J. 25	A	W	46-43	Wake Forest
J. 29	A	L	78-89	Duke (NR,5)
F. 1	A	L	67-85	North Carolina (NR,1)
F. 5	H	L	^69-73	NC State (NR,19u)
F. 8	A	L	69-78	Maryland
F. 12	H	L	64-79	North Carolina (NR,1)
F. 13	H	W	96-52	Florida A&M
F. 15	H	W	70-60	Maryland
F. 17	H	W	75-57	Furman
F. 22	A	L	69-82	Virginia
F. 26	H	L	69-77	Duke (NR,1)

M. 2	A	L	63-74	Georgia Tech (NR,4)
M. 7	N2	L	61-79	Georgia Tech (NR,6)
M. 13	%H	W	99-81	Middle Tennessee
M. 17	%A	W	77-65	Georgia
M. 20	%A	L	57-62	Wyoming

H1 — IPTAY Tournament; N1 — Rainbow Classic; N2 — ACC Tournament, Greensboro, N.C.; % — NIT; ^ denotes overtime

## 1986-87 (25-6 OVERALL, 10-4 ACC, 2ND)

Ranked 13th by AP, 15th by UPI				
N. 28	H1	W	108-91	Georgia State
N. 29	H1	W	92-77	Boston University
D. 3	H	W	89-58	UNC-Asheville
D. 6	H	W	86-72	Texas Tech
D. 14	A	W	71-65	South Carolina
D. 16	H	W	103-45	Prairie View A&M
D. 17	H	W	112-39	Armstrong State
D. 29	N1	W	95-42	Delaware State
D. 30	A1	W	76-44	Arkansas-Little Rock
J. 2	N2	W	90-86	Fordham
J. 3	A2	W	93-74	Hawaii Pacific
J. 7	H	W	73-69	NC State (20,18)
J. 10	A	W	^91-88	Wake Forest (20,NR)
J. 12	H	W	108-55	Fla. International (12,NR)
J. 14	H	W	94-77	Furman (12,NR)
J. 17	H	W	72-64	Maryland (12,NR)
J. 20	A	W	67-66	Georgia Tech (10,NR)
J. 24	H	L	^103-105	Duke (10,12)
J. 26	H	W	96-69	Winthrop (14,NR)
J. 28	H	L	99-108	North Carolina (14,1)
J. 31	H	W	89-83	Virginia (14,NR)
F. 4	A	W	80-79	Maryland (12,NR)
F. 7	H	W	74-52	South Carolina (12,NR)
F. 11	A	W	78-75	NC State (12,NR)
F. 14	A	W	^94-90	Virginia (12,NR)
F. 18	H	W	87-71	Wake Forest (10,NR)
F. 21	A	L	80-96	North Carolina (10,3)
F. 25	H	W	88-77	Georgia Tech (13,NR)
F. 28	A	L	59-65	Duke (13,17)
M. 6	N3	L	62-69	Wake Forest (13,NR)
M. 13	N4	L	60-65	SW Missouri St. (13,NR)

H1 — IPTAY Tournament; N1 — TCBY Arkansas-Little Rock Classic; N2 — Hawaii Pacific Tournament; N3 — ACC Tournament, Landover, Md.; N4 — NCAA Southeast Regional, Atlanta, Ga.; ^ denotes overtime



# ALL-TIME RESULTS

D. 28	N2	L	88-93	Michigan (NR,11)
D. 29	N2	W	98-47	Fla. International
J. 6	A	L	61-70	NC State
J. 9	A	L	53-68	Maryland
J. 10	A	L	75-77	Virginia
J. 13	H	W	83-48	Rider
J. 16	H	W	75-62	Wake Forest
J. 20	H	W	76-65	Furman
J. 23	H	W	69-65	South Carolina
J. 26	A	L	76-85	Georgia Tech
F. 1	A	L	63-101	Duke (NR, 5)
F. 4	H	L	64-88	North Carolina (NR,8)
F. 6	A	L	63-75	South Carolina
F. 10	H	L	66-70	Maryland
F. 18	H	L	63-88	NC State
F. 21	H	W	65-62	Virginia
F. 24	A3	L	73-79	Wake Forest
F. 28	A	L	52-88	North Carolina (NR,9)
M. 2	H	W	79-77	Duke (NR,9)
M. 5	H	W	^97-94	Georgia Tech (NR,13)
M. 11	N3	L	72-79	NC State (NR,11)
M. 18	A4	L	69-74	Southern Miss

N1 — Taiwan; N2 — South Florida Invitational;  
N3 — ACC Tournament, Greensboro, N.C.; A4 —  
NIT; ^ denotes overtime

## 1988-89 (19-11 OVERALL, 7-7 ACC, 6TH)

N. 28	H	W	96-82	The Citadel
D. 1	A	W	79-64	Furman
D. 3	A	L	70-90	South Carolina
D. 10	H	W	79-36	Wagner
D. 13	H	W	93-70	S.C. State
D. 17	A	W	77-63	Hofstra
D. 27	N1	W	81-77	Middle Tennessee
D. 29	A1	W	74-61	Oregon
D. 30	A1	L	58-72	Oregon State
J. 5	H	L	65-73	NC State (NR,16)
J. 7	H	W	75-58	Maryland
J. 11	H	W	88-70	Virginia
J. 14	A	W	75-71	Wake Forest
J. 18	H	W	104-74	Youngstown State
J. 21	H	W	77-60	Western Carolina
J. 25	A	L	74-75	Georgia Tech (NR,22)
J. 29	A	L	62-92	Duke (NR,8)
F. 1	H	W	85-82	North Carolina (NR,8)
F. 4	H	W	78-65	South Carolina
F. 7	A	L	87-98	Maryland
F. 11	H	W	96-71	Liberty
F. 15	A	L	75-90	NC State (NR,19)
F. 18	A	L	83-85	Virginia
F. 22	H	W	94-83	Wake Forest
F. 25	A	L	86-100	North Carolina (NR,5)
M. 1	H	W	79-74	Duke (NR,9)
M. 4	H	W	^81-79	Georgia Tech (NR,25)
M. 10	N2	L	73-90	Virginia
M. 16	N3	W	83-70	Saint Mary's (NR,22)
M. 18	N3	L	68-94	Arizona (NR,1)

## 1989-90 (24-8 OVERALL, 10-4 ACC, 1ST)

Ranked 17th by AP and UPI, 13th by USA Today				
N. 24	A1	W	87-73	American-PR
N. 25	N1	W	74-61	Stetson
N. 26	N1	L	48-57	Alabama
N. 28	A	W	71-54	The Citadel
D. 6	N2	W	72-71	Providence
D. 9	H	W	114-76	Radford
D. 18	A#	W	104-79	UNC-Charlotte
D. 27	N3	L	71-73	Villanova
D. 28	N3	W	85-65	Niagara
J. 2	A	L	77-79	NC State (NR,18)
J. 6	H	W	82-77	Maryland
J. 9	A	W	76-70	Virginia
J. 11	H	W	78-54	UNC-Asheville
J. 13	H	W	76-57	Wake Forest
J. 15	H	W	117-59	Georgia State
J. 17	H	W	97-61	Western Carolina
J. 20	H	W	91-58	Hofstra
J. 25	H	W	91-90	Georgia Tech (NR,13)
J. 27	A	L	60-83	North Carolina
J. 31	A	L	80-94	Duke (NR,5)
F. 3	H	W	83-65	South Carolina
F. 7	A	W	75-73	Maryland
F. 10	H	W	74-63	Virginia
F. 12	H	W	89-81	NC State
F. 14	H	W	85-74	Furman
F. 21	A	W	89-75	Wake Forest
F. 24	H	W	69-61	North Carolina (23,NR)
F. 28	H	W	97-93	Duke (20,5)
M. 3	A	L	69-85	Georgia Tech (20,11)
M. 5	A	L	53-54	South Carolina (17,NR)
M. 9	N4	W	79-70	Wake Forest (17,NR)
M. 10	N4	L	66-69	Virginia (17,NR)

M. 15	N5	W	*49-47	Brigham Young (17,NR)
M. 17	N5	W	*79-75	La Salle (17,12)
M. 22	N6	L	*70-71	Connecticut (17,3)

## 1990-91 (11-17 OVERALL, 2-12 ACC, 8TH)

N. 24	H	W	90-73	Maryland-BC
N. 26	H	W	96-56	Samford
N. 28	H	W	91-77	The Citadel
D. 2	H	W	68-66	Furman
D. 4	N1	L	62-78	Seton Hall
D. 8	H	W	75-68	Wisconsin-Green Bay
D. 15	H	L	100-108	UNC-Charlotte
D. 17	H	W	103-83	S.C. State
D. 20	N2	W	71-70	Coppin State
D. 21	N2	W	99-89	Florida Atlantic
J. 2	A	L	70-74	NC State
J. 5	A	L	65-81	Maryland
J. 8	H	L	78-82	Virginia (NR,13)
J. 12	H	L	^88-93	Wake Forest
J. 16	H	W	103-82	Western Carolina
J. 19	H	L	52-71	Temple
J. 24	A	L	68-89	Georgia Tech (NR,25)
J. 26	H	L	70-99	Duke (NR,7)
J. 31	H	L	77-90	North Carolina (NR,9)
F. 2	A	L	53-58	South Carolina
F. 6	H	W	73-69	Maryland
F. 10	H	L	62-72	NC State
F. 16	A	L	47-57	Virginia
F. 23	A	L	57-73	North Carolina (NR,6)
F. 24	A	L	55-81	Wake Forest
F. 27	A	L	62-79	Duke (NR,8)
M. 2	H	W	69-62	Georgia Tech (NR,24)
M. 8	N3	L	59-67	North Carolina (NR,7)

## 1991-92 (14-14 OVERALL, 4-12 ACC, 9TH)

N. 30	H	W	114-69	Morehead State
D. 2	H	W	96-76	Oral Roberts
D. 7	H	W	87-67	Charleston Southern
D. 14	H	W	85-60	Tennessee State
D. 16	H	W	87-83	Furman
D. 28	N1	L	87-95	Texas
D. 29	N1	W	63-60	Northern Iowa
J. 4	H	L	58-73	Wake Forest (NR,20)
J. 9	A	L	69-103	North Carolina (NR,8)
J. 11	H	W	94-54	UNC-Asheville
J. 13	H	W	79-59	Wofford
J. 18	H	L	75-78	NC State
J. 22	H	W	51-48	Virginia
J. 25	A	L	71-84	Maryland
J. 27	A	L	73-112	Duke (NR,1)
J. 29	A	W	81-71	Western Carolina
F. 1	H	W	55-52	South Carolina
F. 5	H	W	^95-78	Georgia Tech (NR,24)
F. 8	A	L	90-102	Florida State (NR,23)
F. 12	A	L	48-60	Wake Forest
F. 15	H	L	72-80	North Carolina (NR,4)
F. 18	H	W	68-67	Florida State (NR,16)
F. 22	H	W	82-70	Maryland
F. 26	A	L	61-63	NC State
F. 29	A	L	49-69	Virginia
M. 4	H	L	97-98	Duke (NR,1)
M. 8	A	L	82-101	Georgia Tech
M. 12	N2	L	75-81	Maryland

## 1992-93 (17-13 OVERALL, 5-11 ACC, 7TH)

D. 2	H	W	93-68	Liberty
D. 5	H	W	89-70	Howard
D. 12	H	W	88-62	UNC-Greensboro
D. 17	A	W	82-59	Furman
D. 19	H	W	76-54	The Citadel
D. 21	H	W	93-77	Davidson
D. 28	N1	W	91-73	Appalachian State
D. 30	H	W	87-69	Mercer
J. 3	H	W	80-72	Furman
J. 6	A	L	67-110	Duke (NR,1)
J. 13	A	L	82-100	Virginia (NR,14)
J. 16	H	L	72-82	North Carolina (NR,5)
J. 20	H	L	71-89	Florida State (NR,22)
J. 24	A	L	56-74	Wake Forest
J. 26	H	W	82-72	Maryland
J. 31	A	L	70-72	NC State
F. 4	A	W	83-80	Georgia Tech (NR,22)

F. 6	A	W	^89-84	South Carolina
F. 8	H	L	84-93	Duke (NR,3)
F. 13	H	L	78-83	Virginia (NR,24)
F. 17	A	L	67-80	North Carolina (NR,3)
F. 20	A	L	92-102	Florida State (NR,9)
F. 24	H	W	76-74	Wake Forest (NR,12)
F. 27	A	W	81-73	Maryland
M. 3	H	W	92-82	NC State
M. 7	H	L	59-66	Georgia Tech
M. 12	N1	W	87-75	Florida State (NR,10)
M. 13	N1	L	61-69	Georgia Tech
M. 18	H	W	84-72	Auburn
M. 22	A	L	64-65	UAB

## 1993-94 (18-16 OVERALL, 6-10 ACC, 7-7TH)

N. 29	H	W	86-55	Texas-Arlington
D. 1	A	W	120-103	Charleston Southern
D. 4	H	W	85-70	Furman
D. 15	A	L	54-73	Minnesota (NR,15)
D. 18	H	W	76-64	The Citadel
D. 19	A2	L	79-82	Davidson
D. 27	N1	L	80-81	Evansville
D. 29	N1	W	72-48	Army
D. 30	N1	W	68-65	Oklahoma St. (NR,20)
J. 5	H	L	65-71	Duke (NR,3)
J. 8	H	W	67-63	UNC-Charlotte
J. 10	A	W	88-71	Mercer
J. 12	H	L	57-64	Virginia
J. 15	A	L	62-106	North Carolina (NR,1)
J. 19	A	L	57-60	Florida State
J. 22	H	W	75-68	Wake Forest
J. 24	H	W	66-56	Appalachian State
J. 26	A	L	53-73	Maryland (NR,18)
J. 29	H	W	95-73	NC State
F. 2	H	W	88-69	Georgia Tech
F. 5	A	L	74-78	Duke (NR,1)
F. 9	H	L	88-91	South Carolina
F. 12	A	L	44-52	Virginia
F. 17	H	W	77-69	North Carolina (NR,2)
F. 19	H	L	71-79	Florida State
F. 22	A	L	69-80	Wake Forest
F. 26	H	W	73-67	Maryland
M. 2	A	W	82-63	NC State
M. 5	A	L	79-90	Georgia Tech
M. 10	N2	W	76-63	NC State
M. 11	N2	L	64-77	Duke (NR,5)
M. 17	H1	W	*96-85	Southern Miss
M. 21	A1	W	*96-79	West Virginia
M. 23	A2	L	*74-89	Vanderbilt

## 1994-95 (15-13 OVERALL, 5-11 ACC, 6-6TH)

N. 29	H	W	96-66	Charleston Southern
D. 3	H	W	98-71	Winthrop


D. 5	H	W	70-51	Mercer
D. 8	A	W	83-59	South Carolina
D. 10	N1	W	81-66	Appalachian State
D. 18	H	W	77-66	The Citadel
D. 20	H	W	75-55	Miami (Fla.)
D. 29	H	W	60-40	Morgan State
J. 4	A	W	75-70	Duke (NR,9)
J. 7	H	W	66-41	Texas A&M
J. 11	A	L	37-61	Virginia (18,NR)
J. 14	H	L	66-83	North Carolina (18,2)
J. 18	H	L	66-67	Florida State
J. 21	A	L	60-69	Wake Forest (NR,16)
J. 25	H	L	51-56	Maryland (NR,8)
J. 28	A	W	60-55	NC State
F. 1	A	L	50-80	Georgia Tech (NR,21)
F. 4	H	W	51-44	Duke
F. 8	H	W	69-63	Furman
F. 11	H	L	44-62	Virginia (NR,17)
F. 16	A	L	39-66	North Carolina (NR,2)
F. 18	A	L	57-62	Florida State
F. 22	H	L	52-64	Wake Forest (NR,12)
F. 25	A	L	68-84	Maryland (NR,7)
M. 1	H	W	62-45	NC State
M. 4	H	W	65-63	Georgia Tech
M. 10	N1	L	62-78	North Carolina (NR,3)
M. 17	A2	L	54-62	Virginia Tech

## 1995-96 (18-11 OVERALL, 7-9 ACC, 6TH)

N. 26	H	W	83-41	UNC-Asheville
N. 29	H	W	91-55	Appalachian State
D. 2	A	W	79-63	Winthrop
D. 6	H	W	79-60	Charleston Southern
D. 9	H	W	72-58	South Carolina
D. 16	H	W	79-61	Furman
D. 19	H	W	79-66	Minnesota
D. 23	A	W	^66-52	Miami (Fla.)
D. 30	H	W	67-43	Campbell (24,NR)
J. 3	H	W	51-48	Duke (22,19)
J. 10	H	W	89-79	Virginia (16,NR)
J. 14	A	L	53-86	North Carolina (16,10)
J. 17	A	L	62-75	Florida State (19,NR)
J. 21	H	W	55-41	Wake Forest (19,6)
J. 24	A	L	60-65	Maryland (18,NR)
J. 27	H	L	61-64	NC State (18,NR)
J. 30	H	W	73-70	Georgia Tech (24,25)
F. 3	A	L	53-83	Duke (24,NR)
F. 6	H	W	77-28	Wofford
F. 10	A	L	51-62	Virginia
F. 14	H	L	48-53	North Carolina (NR,17)
F. 17	H	W	67-59	Florida State
F. 21	A	L	48-68	Wake Forest (NR,10)
F. 24	H	W	68-61	Maryland
F. 28	A	W	80-76	NC State
M. 3	A	L	74-87	Georgia Tech (NR,18)
M. 8	N1	W	75-73	North Carolina (NR,20)
M. 9	N1	L	60-68	Wake Forest (NR,12)
M. 14	N2	L	74-81	Georgia



# ALL-TIME RESULTS



THE 1996-97 TIGERS

N1 — ACC Tournament, Greensboro, N.C.; N2 — NCAA Tournament, Albuquerque, N.M.; ^ denotes overtime

## 1996-97 (23-10 OVERALL, 9-7 ACC, T-4TH)

Ranked 8th by USA Today, 14th by AP

N. 15	N1	W	^79-71	Kentucky (20,3)
N. 23	H	W	70-47	Coastal Carolina (12,NR)
N. 29	N2	W	78-71	Delaware (10,NR)
N. 30	N2	W	47-45	Missouri (10,NR)
D. 1	N2	L	65-75	Minnesota (10,24)
D. 4	H	W	82-55	Furman (12,NR)
D. 7	A	W	62-52	Virginia (12,25)
D. 14	H	W	80-57	Char. Southern (10,NR)
D. 17	A	W	58-39	South Carolina (8,NR)
D. 20	H	W	89-49	Wofford (8,NR)
D. 22	A	W	76-64	Texas A&M (8,NR)
D. 30	H	W	73-57	Marshall (5,NR)
J. 4	H	W	63-44	S.C. State (5,NR)
J. 7	H	W	^86-82	Duke (5,10)
J. 11	A	W	76-70	Florida State (5,NR)
J. 15	A	W	67-63	Maryland (3,11)
J. 18	H	W	51-42	NC State (3,NR)
J. 23	H	L	62-65	Wake Forest (2,4)
J. 26	A	L	48-61	North Carolina (2,19)
J. 30	H	W	70-57	Georgia Tech (7,NR)
F. 1	A	L	54-58	NC State (7,NR)
F. 4	H	W	69-55	W. Kentucky (10,NR)
F. 8	H	W	80-68	Maryland (10,7)
F. 12	A	L	49-55	Wake Forest (7,2)
F. 15	H	W	71-65	Virginia (7,NR)
F. 18	A	L	77-84	Duke (8,6)
F. 23	H	L	65-67	Florida State (8,NR)
F. 26	H	L	69-76	North Carolina (12,8)
M. 1	A	W	55-53	Georgia Tech (12,NR)
M. 7	N3	L	61-76	Maryland (13,22)
M. 14	N4	W	68-56	Miami (Ohio) (14,NR)
M. 16	N4	W	65-59	Tulsa (14,NR)
M. 20	N5	L	^84-90	Minnesota (14,3)

N1 — Indianapolis, Ind.; N2 — San Juan, Puerto Rico; N3 — ACC Tournament, Greensboro, N.C.; N4 — NCAA Midwest Regional, Kansas City, Mo.; N5 — NCAA Midwest Regional, San Antonio, Texas; ^ denotes overtime

## 1997-98 (18-14 OVERALL, 7-9 ACC, T-4TH)

N. 14	H	W	67-50	UNC-Wilmington (5,NR)
N. 21	N1	W	79-49	Iona (5,NR)
N. 22	N1	W	71-67	SW Missouri St. (5,NR)
N. 23	N1	L	71-84	Gonzaga (5,NR)
N. 29	N2	L	61-76	Kentucky (12,7)
D. 4	H	W	^78-65	Maryland (17,23)
D. 6	H	W	71-62	Furman (17,NR)
D. 13	A3	L	61-71	Illinois (17,NR)
D. 17	H	W	62-57	South Carolina (25,6)
D. 19	A	W	62-59	Seton Hall (25,NR)
D. 22	H	W	65-42	Char. Southern (21,NR)
D. 28	A	W	84-60	S.C. State (21,NR)
D. 30	A	W	71-52	W. Kentucky (21,NR)
J. 3	H	L	70-73	North Carolina (21,1)

J. 8	A	L	66-70	Wake Forest (24,NR)
J. 13	H	W	86-65	Florida State (24,17)
J. 17	A	L	80-81	Duke (24*,2)
J. 20	H	W	69-52	Virginia (25,NR)
J. 24	A	L	69-74	Maryland (25,NR)
J. 28	A	L	79-88	North Carolina (NR,2)
J. 31	H	L	^80-82	NC State
F. 4	A	L	52-70	Georgia Tech
F. 7	H	W	71-46	Wake Forest
F. 11	H	W	102-67	Western Carolina
F. 15	A	W	78-49	Florida State
F. 18	H	L	66-70	Duke (NR,2)
F. 21	A	L	^74-78	Virginia
F. 26	A	W	77-72	NC State
M. 1	H	W	76-62	Georgia Tech
M. 6	N4	W	75-56	Wake Forest
M. 7	N4	L	64-66	Duke (NR,1)
M. 13	N5	L	72-75	Western Michigan

N1 — Top of the World Classic, Fairbanks, AK; N2 — Premier Classic, Phoenix, Ariz.; A3 — Chicago, Ill.; N4 — ACC Tournament, Greensboro, N.C.; N5 — NCAA Tournament, Chicago, Ill.; ^ denotes overtime

## 1998-99 (20-15 OVERALL, 5-11 ACC, T-7TH)

N. 13	H	W	83-59	Arkansas-Pine Bluff
N. 16	H	W	66-39	Stetson (24,NR)
N. 19	H	W	82-56	W. Carolina (24,NR)
N. 23	N1	L	56-59	Michigan (22,NR)
N. 24	N1	W	72-60	Chaminade (22,NR)
N. 25	N1	W	79-45	Kansas State (22,NR)
N. 30	H	W	70-37	Radford (24,NR)
D. 3	H	W	82-54	East Tenn. St. (24,NR)
D. 12	H	W	73-64	UNC-Asheville (17,NR)
D. 16	A	W	70-66	South Carolina (25,NR)
D. 21	H	W	72-47	S.C. State (16,NR)
D. 26	N2	W	67-54	Furman (16,NR)
D. 29	N2	L	50-67	Illinois (14,NR)
J. 2	A	L	53-69	North Carolina (14,9)
J. 5	H	W	80-72	NC State (21,NR)
J. 9	H	L	61-64	Wake Forest (21,NR)
J. 12	A	L	64-70	Florida State (25,NR)
J. 17	A	L	58-65	Virginia (25,NR)
J. 20	H	L	60-82	Duke (NR,2)
J. 24	H	L	^79-81	Maryland (NR,4)
J. 28	A	L	62-66	Georgia Tech
F. 4	H	W	78-63	North Carolina (NR,9)
F. 6	A	L	71-84	NC State
F. 10	A	L	69-79	Wake Forest
F. 14	H	W	78-45	Florida State
F. 17	H	W	88-65	Virginia
F. 20	A	L	65-92	Duke (NR,1)
F. 24	A	L	60-77	Maryland (NR,5)
F. 28	H	W	92-64	Georgia Tech
M. 4	N3	L	^85-87	Florida State
M. 10	H3	W	77-57	Georgia
M. 16	A3	W	78-68	at Rutgers
M. 18	H3	W	89-69	Butler
M. 23	N4	W	79-76	Xavier
M. 25	N4	L	60-61	California

N1 — Maui Classic; N2 — Greenville, S.C.; N3 — Charlotte, N.C.; H3, N3 — NIT; N4 — NIT, New York City, N.Y.; ^ denotes overtime

## 1999-2000 (10-20 OVERALL, 4-12 ACC, 9TH)

N. 19	H	W	77-47	East Tennessee St.
N. 21	H	L	74-79	Wofford
N. 26	N1	W	54-48	Central Florida
N. 27	N1	L	47-64	Wisconsin-Green Bay
N. 28	N1	L	35-53	Oregon State
D. 1	A	L	75-85	Penn State
D. 4	H	W	69-51	Charleston Southern
D. 11	H	L	68-71	S.C. State
D. 16	H	W	61-58	South Carolina
D. 18	H	W	64-59	Winthrop
D. 22	H	L	71-90	George Washington
D. 29	N1	W	74-70	Furman
J. 6	A	L	45-65	North Carolina (NR,14)
J. 9	H	L	53-67	Wake Forest
J. 12	A	L	57-60	Florida State
J. 15	H	L	91-98	Virginia
J. 19	H	L	60-72	Appalachian State
J. 22	A	L	62-74	Maryland (NR,24)
J. 27	H	W	59-42	NC State (NR,21)
J. 29	A	L	59-93	Duke (NR,3)
F. 2	H	W	70-58	Georgia Tech
F. 6	H	L	60-73	North Carolina
F. 8	A	L	63-79	Wake Forest
F. 12	H	W	84-58	Florida State
F. 15	A	L	62-76	Virginia
F. 22	H	L	63-76	Maryland (NR,19)
F. 27	A	W	66-63	NC State
M. 1	H	L	78-92	Duke (NR,4)
M. 4	A	L	69-85	Georgia Tech
M. 9	N2	L	63-94	Duke (NR,2)

N1 — SoCon Holiday Hoops, Greenville, S.C.; N2 — ACC Tournament, Charlotte, N.C.

## 2000-01 (12-19 OVERALL, 2-14 ACC, 9TH)

N. 17	H	W	86-67	Hartford
N. 21	H	W	78-79	Seton Hall (NR,10)
N. 25	H	W	84-76	The Citadel
N. 28	H	W	57-44	Northwestern
D. 2	H	W	87-52	Western Carolina
D. 5	H	W	69-59	Winthrop
D. 9	A	L	64-76	South Carolina
D. 16	H	W	78-74	Wofford
D. 20	N1	W	94-81	Florida Atlantic
D. 21	N1	L	80-88	Cincinnati (NR,20)
D. 22	N1	L	^76-77	Washington
D. 28	H	W	87-77	Charleston Southern
D. 30	A	W	81-68	Coastal Carolina
J. 2	H	L	92-104	Maryland (NR,17)
J. 7	A	L	74-115	Duke (NR,3)
J. 13	H	W	72-69	NC State
J. 17	A	L	65-92	North Carolina (NR,6)
J. 21	A	L	63-71	Wake Forest (NR,10)
J. 24	H	L	108-111	Georgia Tech
J. 27	H	L	76-104	Virginia (NR,13)
J. 31	A	L	^84-88	Florida State

F. 4	A	L	54-69	Maryland (NR,9)
F. 7	H	L	64-81	Duke (NR,3)
F. 14	A	L	51-85	NC State
F. 18	H	W	75-65	North Carolina (NR,1)
F. 21	H	L	60-92	Wake Forest (NR,24)
F. 25	A	L	64-85	Georgia Tech
F. 28	A	L	65-84	Virginia (NR,7)
M. 3	H	L	63-75	Florida State
M. 8	N2	W	66-64	Florida State
M. 9	N2	L	81-99	North Carolina (NR,6)

N1 — San Juan, Puerto Rico; N2 — ACC Tournament, Atlanta, Ga.

## 2001-02 (13-17 OVERALL, 4-12 ACC, 9TH)

N. 17	N1	W	70-57	Morris Brown
N. 19	N1	W	81-69	La Salle
N. 20	N1	L	65-67	Miami (Fla.)
N. 24	H	W	58-82	Wofford
N. 28	A	W	79-66	Penn State
N. 30	H	W	83-54	Coastal Carolina
D. 2	A	L	80-96	Duke (NR,1)
D. 5	H	W	76-66	Appalachian State
D. 8	H	L	59-81	South Carolina
D. 15	H	W	88-78	Elon
D. 18	H	L	61-66	Winthrop
D. 22	H	W	82-45	Charleston Southern
D. 28	A1	W	78-48	Hartford
J. 2	H	L	65-68	Yale
J. 5	A	W	83-76	Georgia Tech
J. 8	H	W	68-52	Virginia (NR,7)
J. 12	A	L	58-96	Wake Forest (NR,19)
J. 15	H	L	79-80	NC State
J. 20	A	L	90-99	Maryland (NR,3)
J. 24	A	L	63-68	Florida State
J. 27	H	L	69-87	North Carolina
F. 2	H	L	88-98	Duke (NR,1)
F. 6	H	L	50-74	Georgia Tech
F. 10	A	L	71-85	Virginia (NR,10)
F. 13	H	W	^118-115	Wake Forest (NR,19)
F. 16	A	L	54-83	NC State (NR,24)
F. 20	H	L	68-84	Maryland
F. 23	H	W	87-78	Florida State
F. 27	A	L	78-96	North Carolina
M. 3	N2	L	^84-91	Florida State

N1 — Virgin Islands; N2 — Charlotte, N.C.; A1 — Uncasville, Conn.

## 2002-03 (15-13 OVERALL, 5-11 ACC, 8TH)

N. 24	*H	W	79-72	Wofford
N. 27	N1	W	91-65	High Point
D. 3	*H	W	79-70	Penn State
D. 7	*H	W	73-61	Maine
D. 14	*H	W	71-61	Gardner-Webb
D. 19	*H	W	78-61	Winthrop
D. 22	*H	W	58-51	Cincinnati
D. 28	*H	W	78-65	Liberty
D. 31	*H	W	90-63	Coastal Carolina
J. 5	H	L	71-89	Duke (NR, 3)
J. 11	H	W	75-52	Morris Brown
J. 14	A	L	66-68	North Carolina



# ALL-TIME RESULTS

J. 18	H	W	78-77	Virginia
J. 21	A	L	59-60	Florida State
J. 25	H	L	47-52	Maryland (NR, 12)
J. 28	H	L	60-81	Wake Forest (NR, 17)
F. 2	A	L	56-78	NC State
F. 5	H	W	69-67	Georgia Tech
F. 9	A	L	55-65	Duke (NR, 9)
F. 12	A	L	59-76	South Carolina
F. 15	H	W	80-77	North Carolina
F. 18	A	W	73-64	Virginia
F. 22	H	W	74-60	Florida State
F. 25	A	L	52-91	Maryland (NR, 14)
M. 1	A	L	68-80	Wake Forest (NR, 12)
M. 5	H	L	60-63	NC State
M. 8	A	L	56-66	Georgia Tech
M. 13	N1	L	61-72	Florida State

N1 — ACC Tournament, Greensboro, N.C.; \* — games played at Anderson Civic Center

## 2003-04 (10-18 OVERALL, 3-13 ACC, 9TH)

N. 21	H	W	86-55	Gardner-Webb
N. 24	H	W	88-81	High Point
N. 29	H	W	84-77	Wofford
D. 3	A	L	64-76	Purdue (NR, 20)
D. 6	H	L	61-76	South Carolina
D. 13	N1	L	56-61	Georgia
D. 15	H	W	^100-86	East Tennessee St.
D. 17	A	L	56-79	Cincinnati (NR, 16)
D. 20	H	W	77-74	S.C. State
D. 22	H	W	74-58	Radford
D. 30	H	W	72-62	Boston College
J. 3	H	L	54-73	Duke (NR, 2)
J. 10	A	L	63-78	Wake Forest (NR, 5)
J. 13	H	W	53-48	Florida State
J. 17	A	L	69-86	NC State
J. 20	A	L	50-61	Virginia
J. 25	H	L	52-65	Maryland
J. 27	A	L	69-76	Georgia Tech (NR, 14)
J. 31	H	W	81-72	North Carolina (NR, 12)
F. 8	A	L	55-81	Duke (NR, 1)
F. 12	H	L	67-82	Wake Forest (NR, 20)
F. 14	A	L	52-65	Florida State
F. 18	H	W	60-55	NC State (NR, 15)
F. 21	H	L	55-58	Virginia
F. 24	A	L	49-70	Maryland
F. 28	H	L	60-79	Georgia Tech (NR, 18)
M. 2	A	L	53-69	North Carolina (NR, 14)
M. 11	N2	L	^79-83	Virginia

N1 — Atlanta, Ga.; N2 — ACC Tournament, Greensboro, N.C.; ^ denotes overtime

## 2004-05 (16-16 OVERALL, 5-11 ACC, 9TH)

N. 19	H	W	98-54	Hampton
N. 23	H	W	78-59	UNC Asheville
N. 26	A	L	70-79	Boston College
D. 1	H	W	80-73	Ohio State
D. 4	A	W	^63-62	South Carolina
D. 11	H	W	73-55	Charleston So.
D. 14	H	W	83-56	Norfolk State
D. 17	H	W	76-52	The Citadel
D. 21	N1	L	66-78	AL-Birmingham
D. 22	N1	W	83-57	Indiana State

D. 23	N1	L	60-75	Georgetown
D. 29	H	W	74-40	East Carolina
J. 2	A	L	54-62	Duke (NR, 6)
J. 8	H	L	68-103	Wake Forest (NR, 4)
J. 12	A	W	56-54	Florida State
J. 15	A	L	57-59	Virginia Tech
J. 19	H	L	58-77	North Carolina (NR, 6)
J. 22	A	L	79-81	Virginia
J. 26	A	L	65-69	Miami (Fla.)
J. 29	H	L	70-80	NC State
F. 1	H	W	88-73	Maryland (NR, 22)
F. 8	H	L	62-70	Georgia Tech
F. 12	H	L	77-83	Miami (Fla.)
F. 16	N2	W	59-42	Georgia
F. 19	A	L	56-88	North Carolina (NR, 4)
F. 22	A	W	97-93	Maryland
F. 27	H	W	83-74	Florida State
M. 1	H	W	66-64	Virginia Tech
M. 5	A	L	56-64	Georgia Tech
M. 10	N3	W	84-72	Maryland
M. 11	N3	L	81-88	North Carolina (NR, 2)
M. 16	A1	L	74-82	Texas A&M

N1 — Honolulu, Hawaii; N2 — Greenville, S.C.;

N3 — ACC Tournament, Washington, DC; A1 — NIT; ^ denotes overtime

## 2005-06 (19-13 OVERALL, 7-9 ACC, T-7TH)

N. 18	H	W	84-55	Bethune-Cookman
N. 21	H	W	102-71	Coppin State
N. 23	H	W	79-38	S.C. State
N. 26	A	W	68-56	Charleston Southern
N. 29	A	W	96-88	Penn State
D. 3	H	W	82-63	South Carolina
D. 6	H	W	62-60	Wofford
D. 9	H	W	80-72	East Tennessee St.
D. 19	N1	W	101-60	PR-Mayaguez
D. 20	N1	W	71-48	Holy Cross
D. 21	N1	W	66-59	Akron
D. 28	A	L	69-72	Georgia
D. 30	H	L	69-74	Elon
J. 4	H	W	61-55	Florida State
J. 7	A	L	58-64	Virginia
J. 11	H	W	^74-73	Wake Forest
J. 14	H	L	77-87	Duke (NR, 1)
J. 18	A	L	38-62	Miami (Fla.)
J. 21	A	W	73-63	Georgia Tech
J. 29	H	L	^85-94	NC State (NR, 14)
F. 1	A	L	59-69	Florida State
F. 4	A	L	61-76	North Carolina
F. 8	H	L	^74-75	Virginia Tech
F. 11	A	L	61-67	Boston College (NR, 18)
F. 14	H	W	89-77	Maryland
F. 22	A	L	^68-74	Wake Forest
F. 25	H	W	90-64	Virginia
M. 1	A	W	86-81	Virginia Tech
M. 4	H	W	95-82	Georgia Tech
M. 9	N2	L	63-66	Miami (Fla.)
M. 15	H	W	69-53	Louisiana Tech
M. 20	A1	L	68-74	Louisville

N1 — San Juan, Puerto Rico; N2 — ACC Tournament, Greensboro, N.C.; A1 — NIT; ^ denotes overtime

## 2006-07 (25-11 OVERALL, 7-9 ACC, T-8TH)

N. 10	N1	W	83-44	Arkansas St.
N. 11	N1	W	77-65	Monmouth
N. 12	A	W	74-70	Old Dominion
N. 15	H	W	67-58	Furman
N. 17	H	W	79-49	Appalachian St.
N. 21	H	W	69-66	Mississippi St.
N. 24	H	W	74-50	Charleston Southern
N. 29	A	W	90-68	Minnesota
D. 2	A	W	74-53	South Carolina
D. 5	H	W	90-66	Wofford
D. 19	H	W	72-60	Georgia Southern
D. 23	H	W	103-60	Western Carolina (25/NR)
D. 28	H	W	75-60	Georgia (25/NR)
D. 31	H	W	67-57	Georgia State (25/NR)
J. 3	A	W	68-66	Florida State (23/NR)
J. 6	H	W	75-74	Georgia Tech (23/NR)
J. 9	A	W	87-76	NC State (17/NR)
J. 13	A	L	87-92	Maryland (17/25)
J. 17	H	L	55-77	North Carolina (19, 4)
J. 20	H	W	74-54	Boston College (19/NR)
J. 25	A	L	66-68	Duke (19, 10)
J. 28	H	L	63-64	Virginia (19/NR)
F. 3	A	L	62-80	Georgia Tech (25/NR)
F. 7	H	W	71-58	Florida State
F. 14	A	L	65-67	Wake Forest
F. 18	H	L	66-82	Maryland
F. 22	H	L	66-71	Duke (NR, 17)
F. 24	A	L	54-59	Boston College
F. 28	H	W	^74-70	Miami (Fla.)
M. 4	A	W	75-74	Virginia Tech (NR, 21)
M. 8	N2	L	66-67	Florida State
M. 14	H3	W	64-57	East Tennessee St.
M. 19	H3	W	89-68	Mississippi
M. 21	H3	W	74-70	Syracuse
M. 27	N3	W	68-67	Air Force
M. 29	N3	L	73-78	West Virginia

N1 — Norfolk, Va.; N2 — ACC Tournament, Tampa, Fla.; H3 — NIT; N3 — NIT, New York, N.Y.; ^ denotes overtime

## 2007-08 (24-10 OVERALL, 10-6 ACC, 3RD)

Ranked 22nd by AP				
N. 12	H	W	91-46	Furman
N. 15	A	W	84-82	Mississippi St.
N. 18	H	W	66-53	Old Dominion
N. 21	H	W	74-57	Presbyterian (24/NR)
N. 24	H	W	96-67	Gardner-Webb (24/NR)
N. 27	H	W	61-58	Purdue (18/NR)
D. 1	H	W	85-74	South Carolina (18/NR)
D. 5	A	W	82-67	East Carolina (18/NR)
D. 20	N1	W	90-73	PR-Mayaguez (15/NR)
D. 21	N1	W	90-74	DePaul (15/NR)
D. 22	N1	L	82-85	Mississippi (15/NR)
D. 29	H	W	78-45	Samford (21/NR)
J. 1	A	W	87-61	Alabama (19/NR)
J. 6	H	L	^88-90	North Carolina (19/1)
J. 9	H	L	72-82	Charlotte (18/NR)
J. 12	H	W	^97-85	Florida State (18/NR)
J. 15	H	W	70-54	NC State (24/NR)
J. 19	A	L	80-93	Duke (NR/7)
J. 22	H	W	^80-75	Wake Forest

J. 27	A	L	72-75	Miami (Fla.)
F. 2	H	W	78-56	Boston College
F. 7	A	W	82-51	Virginia
F. 10	A	L	^93-103	North Carolina (NR/3)
F. 14	H	W	82-67	Georgia Tech
F. 16	A	W	71-64	NC State
F. 19	A	L	55-64	Florida State
F. 27	H	W	79-69	Miami (Fla.)
M. 2	A	W	73-70	Maryland
M. 6	A	L	75-80	Georgia Tech (24/NR)
M. 9	H	W	70-69	Virginia Tech (24/NR)
M. 14	N2	W	82-48	Boston College
M. 15	N2	W	78-74	Duke (NR/7)
M. 16	N2	L	81-86	North Carolina (NR/1)
M. 21	N3	L	69-75	Villanova (22/NR)

N1 — Guaynabo, Puerto Rico; N2 — ACC Tournament, Charlotte, N.C.; N3 — NCAA Tournament, Tampa, Fla.; ^ denotes overtime

## 2008-09 (23-9 OVERALL, 9-7 ACC, 5TH)

Ranked 24th by AP				
N. 14	N1	W	98-69	Hofstra
N. 15	N1	W	70-58	Texas Christian
N. 16	N1	W	76-72	Temple
N. 19	H	W	93-40	Wofford
N. 22	A	W	71-70	Charlotte
N. 25	H	W	81-49	Savannah St.
N. 28	H	W	79-58	Presbyterian
D. 2	A	W	76-74	Illinois
D. 7	H	W	80-75	Liberty
D. 13	H	W	90-63	SC State
D. 16	H	W	76-36	N. Florida (25/NR)
D. 21	A	W	91-72	Miami (Fla.) (25/NR)
D. 30	A	W	98-87	South Carolina (10/5)
J. 3	H	W	79-66	East Carolina (20/NR)
J. 6	H	W	66-59	Alabama (12/NR)
J. 10	H	W	63-51	NC State (12/NR)
J. 17	H	L	68-78	Wake Forest (9/2)
J. 21	A	L	70-94	North Carolina (10/5)
J. 25	H	W	73-59	Georgia Tech (10/NR)
J. 29	A	W	86-82	Georgia Tech (12/NR)
F. 4	H	W	74-47	Duke (10/4)
F. 7	H	L	61-65	Florida St. (10/NR)
F. 10	A	W	87-77	Boston College (12/NR)
F. 15	A	L	^81-85	Virginia (10/NR)
F. 17	H	W	93-64	Maryland (13/NR)
F. 22	A	W	81-73	Georgia Tech (13/NR)
F. 25	H	L	77-80	Virginia Tech (12/NR)
F. 28	A	L	66-73	Florida St. (12/23)
M. 3	H	W	75-57	Virginia (18/NR)
M. 8	A	L	88-96	Wake Forest (18/10)
M. 12	N2	L	81-86	Georgia Tech (17/NR)
M. 19	N3	L	59-62	Michigan (24/NR)

N1 — Charleston, S.C.; N2 — ACC Tournament in Atlanta, Ga.; N3 — NCAA Tournament in Kansas City, Mo.; ^ denotes overtime

## 2009-10 (21-11 OVERALL, 9-7 ACC, T-5TH)

N. 13	H	W	84-41	Presbyterian (24/NR)
N. 17	A	W	79-39	Liberty (22/NR)
N. 20	A	W	89-67	UNC Greensboro (22/NR)
N. 23	H	W	102-66	Winthrop (19/NR)
N. 26	N1	L	60-69	Texas A&M (19/NR)

## LITTLEJOHN COLISEUM

THE 2005-06 TEAM  
WON 19 GAMES  
AND ADVANCED  
TO THE SECOND  
ROUND OF THE  
NIT.






# ALL-TIME RESULTS

N. 27	N1	W	87-79	Long Beach St. (19/NR)
N. 29	N1	W	70-69	Butler (19/12)
D. 2	H	L	74-76	Illinois (18/NR)
D. 6	H	W	72-61	South Carolina (18/NR)
D. 13	H	W	82-53	Furman
D. 16	A	W	80-63	East Carolina
D. 19	H	W	94-55	Coll. of Charleston
D. 22	H	W	79-57	W. Carolina (24/NR)
D. 29	H	W	70-67	SC State (21/NR)
J. 3	A	L	53-74	Duke (21/7)
J. 9	H	W	72-56	Boston College
J. 13	H	W	83-64	N. Carolina (24/12)
J. 16	A	W	73-70	NC State (24/NR)
J. 19	A	L	64-66	Georgia Tech (17/19)
J. 23	H	L	47-60	Duke (17/7)
J. 26	A	L	69-75	Boston College
J. 31	H	W	62-53	Maryland
F. 6	A	L	59-70	Virginia Tech
F. 10	H	W	77-67	Florida State
F. 13	H	W	74-66	Miami (Fla.)
F. 20	H	W	72-49	Virginia
F. 24	A	L	79-88	Maryland
F. 28	A	W	53-50	Florida State
M. 2	H	W	91-80	Georgia Tech
M. 7	A	L	65-70	Wake Forest
M. 11	N2	L	57-59	NC State
M. 19	N3	L	78-86	Missouri

N1 — 76 Classic in Anaheim, Calif.; N2 — ACC Tournament in Greensboro, N.C.; N3 — NCAA Tournament in Buffalo, N.Y.



THE 2007-08 TEAM ADVANCED TO THE ACC CHAMPIONSHIP GAME AND WON 24 GAMES.

## 2010-11 (22-12 OVERALL, 9-7 ACC, T-4TH)

N. 13	H	W	87-64	W. Carolina
N. 15	H	W	78-70	Wofford
N. 19	N1	W	69-55	Long Beach St.
N. 21	N1	L	60-61	Old Dominion
N. 22	N1	W	^64-58	Seton Hall
N. 26	H	W	69-54	SC State
N. 30	H	L	61-69	Michigan
D. 5	A	L	60-64	South Carolina
D. 12	A	L	69-75	Florida State
D. 17	H	W	61-40	Savannah State
D. 19	H	W	71-61	UNC Greensboro
D. 22	A	W	66-59	Coll. of Charleston
D. 27	H	W	76-41	Delaware State
D. 29	H	W	71-59	East Carolina
J. 2	H	W	69-54	The Citadel
J. 8	H	W	79-72	Miami (Fla.)
J. 12	H	W	87-62	Georgia Tech
J. 18	A	L	65-75	North Carolina
J. 22	A	L	77-79	Maryland
J. 25	H	W	60-50	NC State
J. 29	H	W	62-44	Florida St. (NR/22)
F. 2	A	L	47-49	Virginia
F. 5	A	W	65-56	Georgia Tech
F. 8	H	W	77-69	Boston College
F. 12	H	L	62-64	N. Carolina (NR/20)
F. 17	A	L	61-69	NC State
F. 20	A	W	63-59	Miami (Fla.)
F. 26	H	W	63-49	Wake Forest
M. 2	A	L	59-70	Duke (NR/4)
M. 5	H	W	69-60	Virginia Tech
M. 11	N2	W	70-47	Boston College
M. 12	N2	L	^87-92	N. Carolina (NR/6)
M. 15	N3	W	70-52	UAB
M. 17	N4	L	76-84	West Virginia (NR/22)

N1 — Paradise Jam in St. Thomas, Virgin Islands; N2 — ACC Tournament in Greensboro, N.C.; N3 — NCAA First Four in Dayton, Ohio; N4 — NCAA Tournament Second Round in Tampa, Fla.; ^ denotes overtime

## 2011-12 (16-15 OVERALL, 8-8 ACC, 7TH)

N. 11	H	W	65-44	Gardner-Webb
N. 16	A	W	73-50	The Citadel
N. 19	H	L	69-72	Coll. of Charleston
N. 22	H	L	59-60	Coastal Carolina
N. 25	H	W	59-49	Furman
N. 29	A	W	71-55	Iowa
D. 4	H	L	55-58	South Carolina
D. 10	A	L	47-63	Arizona
D. 17	H	W	60-40	Winthrop
D. 19	H	W	70-45	Alabama State
D. 22	N1	L	48-61	UTEP
D. 23	N1	W	^83-75	Southern Illinois
D. 25	A1	L	68-75	Hawaii
J. 1	H	W	65-58	East Tenn. State
J. 7	H	W	79-59	Florida State
J. 12	A	L	57-59	Boston College
J. 15	H	L	66-73	Duke (NR/6)
J. 18	A	L	73-76	Miami (Fla.)
J. 21	H	W	64-62	Georgia Tech
J. 28	H	W	71-60	Wake Forest
J. 31	A	L	61-65	Virginia (NR/16)
F. 4	A	L	65-67	Virginia Tech
F. 7	H	L	62-64	Maryland

F. 11	A	W	78-58	Wake Forest
F. 14	H	W	60-48	Virginia (NR/22)
F. 18	A	L	52-74	N. Carolina (NR/8)
F. 21	A	W	56-37	Georgia Tech
F. 25	H	W	^72-69	NC State
M. 1	H	W	58-56	Virginia Tech
M. 4	A	L	72-80	Florida State (NR/22)
M. 8	N2	L	63-68	Virginia Tech

N1 — Diamond Head Classic in Honolulu, Hawaii; N2 — ACC Tournament in Atlanta, Ga.; ^ denotes overtime

## 2012-13 (13-18 OVERALL, 5-13 ACC, T-10TH)

N. 12	H	W	77-44	Presbyterian
N. 16	A	W	72-55	Furman
N. 22	N1	L	49-57	Gonzaga (NR/17)
N. 23	N1	W	69-48	UTEP
N. 25	N1	W	59-44	Marist
N. 28	H	L	61-73	Purdue
D. 2	A	W	64-55	South Carolina
D. 8	H	L	54-66	Arizona (NR/8)
D. 15	H	W	80-57	Florida A&M
D. 19	A	L	46-69	Coastal Carolina
D. 23	H	W	77-41	SC State
J. 1	H	W	92-51	The Citadel
J. 5	H	L	66-71	Florida State
J. 8	A	L	40-68	Duke (NR/1)
J. 12	H	W	59-44	Virginia
J. 15	H	W	60-44	Wake Forest
J. 20	A	L	62-66	NC State (NR/14)
J. 24	A	L	57-60	Florida State
J. 27	H	W	77-70	Virginia Tech
J. 29	H	W	63-60	Georgia Tech
F. 2	A	L	68-75	Boston College
F. 7	A	L	41-78	Virginia
F. 10	H	L	57-58	NC State
F. 14	A	W	56-53	Georgia Tech
F. 17	H	L	43-45	Miami (Fla.) (NR/3)
F. 23	A	L	59-72	Maryland
F. 28	H	L	59-68	North Carolina
M. 2	A	L	61-69	Virginia Tech
M. 5	H	L	61-68	Boston College
M. 9	A	L	49-62	Miami (Fla.) (NR/6)
M. 14	N2	L	69-73	Florida State

N1 — Old Spice Classic (Orlando, Fla.); N2 — ACC Tournament (Greensboro, N.C.)

## 2013-14 (23-13 OVERALL, 10-8 ACC, 6TH)

N. 8	H	W	71-56	Stetson
N. 13	H	W	58-37	Delaware State
N. 17	H	W	71-57	South Carolina
N. 21	N1	W	72-58	Temple
N. 22	N1	W	85-54	Davidson
N. 24	N1	L	56-62	Massachusetts
N. 29	H	W	69-40	Coastal Carolina
D. 3	H	W	65-49	SC State
D. 7	A	L	68-74	Arkansas
D. 14	H	W	71-35	Furman
D. 19	A	L	64-66	Auburn
D. 30	H	W	80-50	VMI
J. 4	A	W	62-60	Boston College
J. 9	H	L	41-56	Florida State
J. 11	H	W	72-59	Duke (NR/16)

J. 15	A	W	56-49	Virginia Tech
J. 18	H	W	61-53	Wake Forest
J. 21	A	L	43-76	Pittsburgh (NR/20)
J. 26	A	L	61-80	North Carolina
F. 1	A	W	53-49	Florida State
F. 4	H	W	45-41	Georgia Tech
F. 9	A	L	44-57	Syracuse (NR/1)
F. 11	A	L	^64-68	Notre Dame
F. 15	H	L	58-63	Virginia (NR/17)
F. 18	H	W	73-56	NC State
F. 22	A	W	63-55	Georgia Tech
F. 25	A	L	57-62	Wake Forest
M. 2	H	W	^77-73	Maryland
M. 4	H	W	58-54	Miami
M. 8	H	L	^78-83	Pittsburgh
M. 13	N2	W	^69-65	Georgia Tech
M. 14	N2	L	62-63	Duke (NR/7)
M. 18	H3	W	78-66	Georgia State
M. 23	H3	W	50-49	Illinois
M. 25	H3	W	73-68	Belmont
A. 1	N3	L	59-65	SMU

N1 — Charleston Classic (Charleston, S.C.); N2 — ACC Tournament (Greensboro, N.C.); H3 — Postseason NIT; N3 — NIT Semifinal (New York, N.Y.)

## 2014-15 (16-15 OVERALL, 8-10 ACC, T-9TH)

N. 14	H	W	86-41	Florida A&M
N. 17	H	L	74-77	Winthrop
N. 21	N1	L	70-72	Gardner-Webb
N. 22	N1	W	59-50	Nevada
N. 24	N1	W	64-61	LSU
N. 28	H	W	62-59	High Point
D. 1	H	L	64-69	Rutgers
D. 7	H	W	^68-65	Arkansas (NR/18)
D. 14	H	W	72-61	Auburn
D. 19	A	L	45-68	South Carolina
D. 22	H	W	70-60	Oakland
D. 30	H	W	64-57	Robert Morris
J. 3	H	L	50-74	North Carolina (NR/19)
J. 7	A	L	52-58	Louisville (NR/5)
J. 10	A	W	71-62	Pittsburgh
J. 13	A	L	42-65	Virginia (NR/2)
J. 17	H	W	66-53	Syracuse
J. 19	H	L	55-59	Florida State
J. 24	H	W	59-57	Wake Forest
J. 28	A	W	68-57	NC State
J. 31	H	W	64-49	Boston College
F. 4	A	W	62-56	Florida State
F. 8	A	L	45-56	Miami
F. 10	H	L	58-60	Notre Dame (NR/10)
F. 14	H	W	75-54	Virginia Tech
F. 16	A	L	52-63	Georgia Tech
F. 21	A	L	56-78	Duke (NR/4)
F. 28	H	W	^70-63	Georgia Tech
M. 3	H	L	61-66	NC State
M. 7	A	L	67-81	Notre Dame (NR/12)
M. 11	N2	L	73-76	Florida State

N1 — Paradise Jam (St. Thomas, Virgin Islands); N2 — ACC Tournament (Greensboro, N.C.); ^ - denotes overtime

## 2015-16 (17-14 OVERALL, 10-8 ACC, T-7TH)

N. 13	H	W	74-40	NC Central
-------	---	---	-------	------------

N. 15	H	W	78-45	UTSA
N. 19	H	W	76-56	Texas Southern
N. 23	N1	L	65-82	Umass
N. 25	N1	W	76-58	Rutgers
N. 30	A	L	83-89	Minnesota
D. 2	H	W	76-56	USC Upstate
D. 6	H	W	66-51	Wofford
D. 13	H	L	50-51	Alabama
D. 15	H	W	69-41	Presbyterian
D. 18	H	L	59-65	S. Carolina (NR/25)
D. 22	A	L	48-71	Georgia
D. 30	A	L	69-80	N. Carolina (NR/7)
J. 2	H	W	84-75	Florida State
J. 5	A	W	^74-73	Syracuse
J. 10	H	W	66-62	Louisville (NR/16)
J. 13	H	W	68-63	Duke (NR/9)
J. 16	H	W	76-65	Miami (NR/8)
J. 19	A	L	62-69	Virginia (NR/13)
J. 27	H	W	73-60	Pittsburgh
J. 30	A	L	65-76	Florida State
F. 2	A	W	76-62	Wake Forest
F. 6	A	L	57-60	Virginia Tech
F. 8	H	L	83-89	Notre Dame
F. 13	H	W	66-52	Georgia Tech
F. 17	H	W	65-54	Boston College
F. 20	A	L	74-77	NC State
F. 23	A	L	73-75	Georgia Tech
M. 1	H	L	57-64	Virginia (NR/4)
M. 5	A	W	66-50	Boston College
M. 9	N2	L	^85-88	Georgia Tech

N1 — MGM Grand Main Event (Las Vegas, Nev.); N2 — ACC Tournament (Washington, D.C.); ^ - denotes overtime

## 2016-17 (17-16 OVERALL, 6-12 ACC, 12TH)

N. 11	H	W	74-64	Georgia
N. 17	N1	W	95-78	Davidson
N. 18	N1	L	77-83	Xavier
N. 20	N1	L	64-70	Oklahoma
N. 25	H	W	83-74	High Point
N. 30	H	W	60-58	Nebraska
D. 4	H	W	85-43	Coppin State
D. 10	H	W	90-47	Mercer
D. 13	H	W	93-65	SC State
D. 18	A	W	67-54	Alabama
D. 21	A	W	62-60	S. Carolina (NR/20)
D. 28	H	W	87-73	UNC Wilmington
D. 31	A	W	73-68	Wake Forest
J. 3	H	L	^86-89	N. Carolina (NR/14)
J. 7	A	L	70-75	Notre Dame (NR/21)
J. 12	A	L	63-75	Georgia Tech
J. 14	H	L	73-77	Virginia (NR/18)
J. 19	A	L	60-92	Louisville (NR/11)
J. 22	H	L	81-82	Virginia Tech
J. 28	A	W	67-60	Pittsburgh
F. 1	H	W	74-62	Georgia Tech
F. 5	A	L	61-109	Florida State (NR/15)
F. 7	H	L	81-82	Syracuse
F. 11	A	L	62-64	Duke (NR/18)
F. 14	H	W	95-83	Wake Forest
F. 18	A	L	65-71	Miami
F. 21	A	L	70-71	Virginia Tech
F. 25	H	L	74-76	Florida State (NR/19)
M. 1	H	W	78-74	NC State



# ALL-TIME RESULTS

M. 4 H W 82-68 Boston College  
M. 7 N2 W 75-61 NC State  
M. 8 N2 L 72-79 Duke (NR/14)  
M. 14 H3 L 69-74 Oakland  
N1 — Tire Pros Invitational (Orlando, Fla.);  
N2 — ACC Tournament (Brooklyn, N.Y.)  
H3 — Postseason NIT; ^ - denotes overtime

## 2017-18 (25-10 OVERALL, 11-7 ACC, T-3RD)

N. 10 H W 85-57 Western Carolina  
N. 12 H W 87-63 North Carolina A&T  
N. 16 N1 W 81-76 Ohio  
N. 17 N1 W 78-59 Hofstra  
N. 19 N1 L 60-67 Temple  
N. 24 H W 84-77 Texas Southern  
N. 29 A W 79-65 Ohio State  
D. 3 H W 83-52 UNC Asheville  
D. 9 H W 81-59 Samford  
D. 16 N2 W 71-69 Florida (NR/22)  
D. 19 H W 64-48 South Carolina  
D. 22 H W 89-60 Louisiana-Lafayette  
D. 30 H W 78-62 NC State  
J. 3 A W 74-70 Boston College (25/NR)  
J. 6 H W ^74-69 Louisville (25/NR)  
J. 11 A L 77-78 NC State (19/NR)  
J. 13 H W 72-63 Miami (19/18)  
J. 16 A L 79-87 N. Carolina (20/15)  
J. 20 H W 67-58 Notre Dame (20/NR)  
J. 23 A L 36-61 Virginia (18/2)  
J. 28 A W 72-70 Georgia Tech (18/NR)  
J. 30 H W 82-78 N. Carolina (20/19)  
F. 3 A W 75-67 Wake Forest (20/NR)  
F. 8 H W 72-48 Pittsburgh (16/NR)  
F. 14 A L ^79-81 Florida State (11/NR)  
F. 18 H L 57-66 Duke (11/12)  
F. 21 A L 58-65 Virginia Tech (15/NR)  
F. 24 H W 75-67 Georgia Tech (15/NR)  
F. 28 H W 76-63 Florida State (18/NR)  
M. 3 A L 52-55 Syracuse (18/NR)  
M. 8 N3 W 90-82 Boston College (19/NR)  
M. 9 N3 L 58-64 Virginia (19/1)  
M. 16 N4 W 79-68 New Mexico St. (20/NR)  
M. 18 N4 W 84-53 Auburn (20/16)  
M. 23 N5 L 76-80 Kansas (20/9)

N1 — Charleston Classic (Charleston, S.C.);  
N2 — MetroPCS Orange Bowl Classic (Sunrise, Fla.); N3 — ACC Tournament (Brooklyn, N.Y.);  
N4 — NCAA Tournament (San Diego, Calif.); N5 — NCAA Tournament (Omaha, Neb.)

## 2018-19 (20-14 OVERALL, 9-9 ACC, 9TH)

N. 6 H W 100-80 The Citadel (22/NR)  
N. 9 H W 71-51 NC Central (22/NR)

N. 14 H W 75-59 Sam Houston State (19/NR)  
N. 19 N1 W 72-69 vs. Akron (16/NR)  
N. 20 N1 W 64-49 vs. Georgia (16/NR)  
N. 21 N1 L 82-87 vs. Creighton (16/NR)  
N. 26 H L 66-68 Nebraska  
D. 4 H W 65-60 Saint Peter's  
D. 8 N2 L 71-82 Mississippi State (NR/22)  
D. 15 H W 74-66 Radford  
D. 18 H W 78-51 Charleston Southern  
D. 22 A W 78-68 South Carolina  
D. 30 H W 84-67 Lipscomb  
J. 5 A L 68-87 Duke (NR/1)  
J. 9 A L 53-61 Syracuse  
J. 12 H L 43-63 Virginia (NR/4)  
J. 16 H W 72-60 Georgia Tech  
J. 22 A L 68-77 Florida State  
J. 26 A W 67-69 NC State  
J. 29 H W 82-69 Pittsburgh  
F. 3 H W 64-37 Wake Forest  
F. 6 A W 65-42 Georgia Tech  
F. 9 H W 59-51 Virginia Tech (NR/11)  
F. 13 A L 64-65 Miami  
F. 16 A L 55-56 Louisville  
F. 19 H L 64-77 Florida State  
F. 23 H W 76-66 Boston College  
F. 27 A W 62-48 Pittsburgh  
M. 2 H L 79-81 North Carolina (NR/5)  
M. 6 A W 64-62 Notre Dame  
M. 9 H W 67-55 Syracuse  
M. 13 N3 L 58-59 NC State  
M. 19 H1 W 75-69 Wright State  
M. 24 H2 L 55-63 Wichita State

N1 — Cayman Islands Classic (Grand Cayma, Cayman Islands); N2 — Never Forget Tribute Classic (Newark, N.J.); N3 — ACC Tournament (Charlotte, N.C.); H1 — NIT First Round (Clemson, S.C.); H2 — NIT Second Round (Clemson, S.C.)

**Note:** Numbers in parenthesis are Clemson's AP rank/opponent AP rank prior to the game. Not all rankings are known prior to each game. "u" represents the ranking according to UPI.

## 2019-20 (16-15 OVERALL, 9-11 ACC, 8TH)

N. 5 H L 60-67 Virginia Tech  
N. 7 H W 79-45 Presbyterian  
N. 10 H W 81-68 Colgate  
N. 17 H W 87-65 Detroit Mercy  
N. 21 H W 87-51 Alabama A&M  
N. 24 N1 W ^62-60 TCU  
N. 26 N1 L 67-71 Colorado (NR/21)  
D. 2 A L 60-78 Minnesota  
D. 8 A L 53-72 Florida State (NR/17)  
D. 15 H L 54-67 South Carolina

## YEAR BY YEAR RPI & STRENGTH OF SCHEDULE

Year	RPI		Schedule	
1993-94	86	.5394	61	.5472
1994-95	79	.5503	52	.5486
1995-96	40	.5770	46	.5551
1996-97	11	.6159	8	.5879
1997-98	28	.5963	3	.6015
1998-99	98	.5336	70	.5391
1999-00	168	.4907	70	.5432
2000-01	168	.4903	94	.5247
2001-02	154	.4998	97	.5219
2002-03	87	.5398	81	.5346
2003-04	91	.5650	6	.6005
2004-05	93	.5350	36	.5621
2005-06	78	.5520	65	.5466
2006-07	34	.5927	37	.5688
2007-08	32	.6003	25	.5697
2008-09	36	.5936	52	.5563
2009-10	41	.5931	25	.5744
2010-11	55	.5707	63	.5680
2011-12	150	.5056	131	.5112
2012-13	187	.4881	123	.5208
2013-14	65	.5640	75	.5471
2014-15	106	.5306	61	.5517
2015-16	127	.5247	95	.5290
2016-17	75	.5508	32	.5819
2017-18	10	.6169	14	.5868
2018-19	60	.5630	41	.5647
2019-20	110	.5340	59	.5540

Note: RPI figures are for the entire season.

D. 20 H W 68-39 Jacksonville  
D. 22 H L 45-54 Yale  
D. 31 H L ^68-73 Miami (Fla.)  
J. 4 H W 81-70 NC State  
J. 11 A W ^79-76 North Carolina  
J. 14 H W 79-72 Duke (NR/3)  
J. 18 A L 54-60 NC State  
J. 21 H W 71-68 Wake Forest  
J. 25 A L 62-80 Louisville (NR/6)  
J. 28 H W 71-70 Syracuse  
F. 1 A L 44-56 Wake Forest  
F. 5 A L 44-51 Virginia  
F. 9 H L 57-61 Notre Dame  
F. 12 A W 72-52 Pittsburgh  
F. 15 H W 77-62 Louisville (NR/5)  
F. 22 A W 82-64 Boston College  
F. 25 A L 59-68 Georgia Tech  
F. 29 H W 70-69 Florida State (NR/6)  
M. 4 A L 58-70 Virginia Tech  
M. 6 H L 62-65 Georgia Tech  
M. 11 N2 W 69-64 Miami (Fla.)  
M. 12 N3 N/A N/A Florida State  
N1 — Las Vegas Main Event (Las Vegas, Nev.);

N2 — ACC Tournament (Greensboro, N.C.);  
Game against Florida State in ACC Tournament was cancelled due to COVID-19.



THE 2017-18 TEAM EARNED THE PROGRAM'S FOURTH TRIP TO THE NCAA SWEET SIXTEEN.







**CRAIG MOBLEY**




## AFRICAN-AMERICAN HISTORY

- **Craig Mobley** was the first African-American player in Clemson basketball history and first graduate.
- First First-Team All-ACC  
**Skip Wise**
- First to start a game  
**Tree Rollins**
- First to make an All-American Team  
**Tree Rollins**
- First to be a Top 10 NBA Pick  
**Horace Grant**
- First to be inducted into South Carolina Athletic Hall of Fame  
**Larry Nance**
- First to make Academic All-ACC  
**Donnell Bruce**
- First to win ACC Skip Prosser Award  
**Cliff Hammonds**
- First to win Weaver-James-Corrigan ACC Scholarship  
**Jordan Roper**
- First IPTAY Athlete of the Year  
**Dale Davis**



HUNTER TYSON




JOHN NEWMAN III



PARKER FOX



WELLS HOAG



**#CLEMSONGRIT**

   @ClemsonMBB

[ClemsonTigers.com](http://ClemsonTigers.com)

