

CLEMSON MEN'S SOCCER 2020 SEASON

2 NATIONAL CHAMPIONSHIPS • 8 NCAA COLLEGE CUPS • 42 ALL-AMERICANS • 14 ACC CHAMPIONSHIPS • 2019 ACC REG. SEASON CHAMPIONS

MATCH #10

CLEMSONTIGERS.COM | @CLEMSONMSOCCER | #CLEMSONUNITED

MATCH INFORMATION

DATE

Nov. 18, 2020

LOCATION

Chapel Hill, N.C.

STADIUM

Dorrance Field

KICKOFF TIME

6:05 p.m.

WATCH LIVE

ACCN

(Broadcast starts @ 6 p.m.)

[NR] VIRGINIA Cavaliers (3-3-1, 2-3-1 ACC) vs. [2] CLEMSON Tigers (6-2-1, 3-2-1 ACC)

Head Coach

George Gelnovatch

Years at UVA

25

Season Record

3-3-1

Rankings

USC - NR // TDS - 10

Last Match

@ No. 2 Wake, W, 2-0

Captains



SERIES HISTORY

Overall // UVA, 24-29-6

Matches @ Clemson // UVA, 12-13-2

Matches @ UVA // --, 11-11-3

Neutral Site // UVA, 1-5-1

Noonan vs. UVA // 3-6-1 (3-4-1 @ CU)

Gelnovatch vs. Clemson // 13-10-3

Current Streak // UVA, W2

Last Meeting

Nov. 17, 2019 // Neutral, L, 3-1



Head Coach

Mike Noonan

Years at Clemson

11

Season Record

6-2-1

Rankings

USC - 2 // TDS 3

Last Match

vs. No. 5 VT, W, 4-1

Captains

#1 // #25

2020 SCHEDULE & RESULTS

Overall Record:	6-2-1	W1
Home Record:	3-0-1	T1
Away Record:	2-2-0	L1
Neutral Record:	1-0-0	W1
ACC Record:	3-2-1	L1
Non-Conf. Record:	3-0-0	W3

2020 SCHEDULE & RESULTS

OCTOBER

Date	CU Rk.	(Rk.) Opponent	Network	Time (ET)/Score
O. 1	No. 3	at South Carolina	Gamecock All-Access	W, 3-0
O. 5	No. 3	UAB	ACCN	W, 2-0
O. 9	No. 3	at North Carolina*	ESPNU	L, 1-0
O. 13	NR	(1) Wake Forest*	ACCN	W, 2-1
O. 16	NR	Duke*	ACCN	W, 2-1 (2OT)
O. 23	No. 3	at NC State*	ACCN	W, 1-0
O. 27	No. 3	(5) North Carolina*	ACCN	T, 3-3
O. 30	No. 3	at (2) Wake Forest*	RSN/ACCNX	L, 2-0

NOVEMBER

Date	Rk.	Opponent	Network	Time (ET)/Score
N. 15	No. 4	vs. (5) Virginia Tech ¹	ACCN	W, 4-1
N. 18	No. 2	vs. Virginia	ACCN	6 p.m.
N. 22	--	ACC Championship	---	TBA

1 - Durham, N.C.

* - ACC Match; Home matches in **bold**; Rankings shown according to United Soccer Coaches National Poll at the time of the match; Networks subject to change.

If you are viewing this document on your computer or mobile device, click on any game's score to be taken to that match's box score, home to the recap, box score, play-by-play and photo gallery from that match!

2020 STAT LEADERS

Single Game Leaders

GOALS	3 - Kimarni Smith	11/15 - Virginia Tech
ASSISTS	1 - Six tied	---
POINTS	7 - Kimarni Smith	11/15 - Virginia Tech
SHOTS	5 - Two tied	---
SAVES	4 - George Marks	Two times
MINUTES	110 - Six tied	---

Season Stat Leaders

GOALS	7	Kimarni Smith
ASSISTS	5	Grayson Barber
POINTS	17	Kimarni Smith
GW GOALS	1	Six tied
PK's	1	Callum Johnson
SHOTS	26	Grayson Barber
SAVES	21	George Marks
MINUTES	807	Oskar Agren

PLAYERS TO WATCH



George Marks

Goalkeeper -- No. 1
Jr. -- Raleigh, N.C.

Player Note

Named ACC's Def. P.O.T.W. on Oct. 19, 2020

2020 Season Stats

21 saves -- 9/8 (gp/gs)



Kimarni Smith

Forward -- No. 9
Sr. -- Nottingham, England

Player Note

Scored hat-trick against Virginia Tech in ACC Quaretfinals

2020 Season Stats

7g / 3a -- 9/8 (gp/gs)



Grayson Barber

Forward -- No. 11
Jr. -- Elgin, S.C.

Player Note

Contributed two assists in 4-1 victory against Virginia Tech

2020 Season Stats

2g / 5a -- 9/9 (gp/gs)

HISTORICAL SIGNIFICANCE

- Wednesday's match will be the 60th in series history.
- The last time the two sides met on Nov. 18 was in 2001, when Clemson defeated Virginia, 1-0.
- The most common scoreline in the series is 2-0, as it has happened 14 times.
- Clemson is 6-3-1 when entering a match in the series after losing the previous two meetings against Virginia. Virginia hasn't won three consecutive matches since Oct. 20, 1996.
- This is just the second time the two sides will meet in the ACC Semifinals.
- Clemson is 1-2-1 in ACC Tournament matches played in Chapel Hill, N.C.
- Clemson is 0-0-1 in ACC Semifinal matches played in Chapel Hill, N.C., with Clemson advancing over NC State in the PK's in 1992.

RECORD/STAT WATCH

Individual Notes/Stats

- ACC Tournament record for most goals/tournament (4) is threatened by **Kimarni Smith** who has three thus far.
- ACC Tournament record for most assists/tournament (3) is threatened by **Grayson Barber** who has two thus far.
- ACC Tournament record for most points/tournament (11) is threatened by **Kimarni Smith** who has seven thus far.

Individual Single-Game Records

GOALS/GM	Nnamdi Nwokocho	7	H - Belmont Abbey (9/9/79)
ASSISTS/GM	Rasim Tugber	4	A - Maryland (10/3/69)
POINTS/GM	Nnamdi Nwokocho	16	H - Belmont Abbey (9/9/79)
SAVES/GM	Gary Pace	25	A - Warren Wilson (11/2/68)
Shots/GM	Andy Demori	19	A - Emory (10/10/70)

Program Notes/Stats

- With 3 more goals in 2020, Clemson will reach **2,800** goals in program history.

PROGRAM FACTS

Clemson University

Nickname	Tigers
Location	Clemson, S.C.
Colors	Clemson Orange & Regalia
Founded	1889
Enrollment	25,822
President	Dr. James P. Clements (Maryland-Baltimore County '85)
Director of Athletics	Dan Radakovich (Indiana (Pa.) '80)
Facility/Year (Capacity)	Historic Riggs Field/1915 (6,500)

All-Time Stats

Record	692-277-93	61 seasons
ACC Record	174-132-38	54 seasons
Non-Conf. Record	510-139-51	
Home Record	490-109-44	
Away Record	170-131-43	
Neutral Record	32-37-6	
Goals	2,797	45.82/year avg.
Assists	2,406	39.44/year avg.
Points	8,000	131.14/year avg.



QUICK FACTS

MEDIA SERVICES

CLEMSON ATHLETIC COMMUNICATIONS

Men's Soccer Contact	Matthew Kamph (Memphis '19)
Email	mkamph@g.clemson.edu
Cell Phone	(609) 477-9689
Media Resources	Click here
Men's Soccer Secondary	Chandler Simpson (Clemson '10)
Email	mcsimp2@g.clemson.edu
Assoc. AD - Communications	Jeff Kallin (Clemson '07)
Email	kallin@clemson.edu

CLEMSON ATHLETICS

Website	ClemsonTigers.com
Ticket Office Phone	1-800-CLEMSON
Social Media	@ClemsonMSoccer
	#ClemsonUnited
	@ClemsonTigers

ACC MEDIA RELATIONS

Andy Fledderjohann is the men's soccer athletic communications contact at the ACC office. He can be reached at 336-369-1002 (office) or via email at afledder@theacc.org.

CREDENTIALS

Members of the working press can request media credentials on a match-by-match basis. All requests must be sent to **Matthew Kamph** via email. Season credentials will not be issued during the 2020 season. Those interested in a single-match credential must communicate the request at least one day prior to the match.

INTERVIEW POLICY

Interviews are available at any point throughout the week with select players and **Head Coach Mike Noonan**. Contact **Matthew Kamph** via phone or email to coordinate all interview requests. Postgame interviews will be conducted exclusively by Clemson Athletic Communications following all home matches. Players are available upon request at the discretion of the men's soccer staff.

THE LAST TIME THE TIGERS...

EVENT	DATE	OPP. (Results, Score)
Scored 0 goals	10/30/20	@ Wake Forest (L, 2-0)
Scored 1 goal	10/23/20	@ NC State (W, 1-0)
Scored 2 goals	10/16/20	vs. Duke (W [2OT], 2-1)
Scored 3 goals	10/27/20	vs. North Carolina (T, 3-3)
Scored 4 goals	11/15/20	vs. Virginia Tech (W, 4-1)
Scored 5 goals	10/22/19	vs. Radford (W, 5-0)
Scored 6 goals	09/17/14	vs. Gardner-Webb (W, 6-0)
Scored 7 goals	10/19/19	@ Syracuse (W, 7-4)
Scored 8 goals	09/02/19	vs. Detroit Mercy (8-0)
Scored 9 goals	10/13/1999	vs. Winthrop (W, 9-0)
Scored 10+ goals	09/17/1997	vs. Erskine (W, 11-0)
Allowed 0 goals	10/23/20	@ NC State (W, 1-0)
Allowed 1 goal	11/15/20	vs. Virginia Tech (W, 4-1)
Allowed 2 goals	10/30/20	@ Wake Forest (L, 2-0)
Allowed 3 goals	10/27/20	vs. North Carolina (T, 3-3)
Allowed 4 goals	10/19/19	@ Syracuse (W, 7-4)
Allowed 5 goals	09/16/11	vs. Duke (L, 2-5)
Scored a goal 10:00 or earlier	12/01/19	vs. Providence (W, 2-1 [2OT])
Scored a goal 80:00 or later	10/16/20	vs. Duke (W [2OT], 2-1)
Margin is 1 goal	10/23/20	@ NC State (W, 1-0)
Margin is 2 goals	10/30/20	@ Wake Forest (L, 2-0)
Margin is 3+ goals	11/15/20	vs. Virginia Tech (W, 4-1)
3 or more Clemson players scored	11/10/19	vs. Notre Dame (W, 3-0)
Attempted 0-9 shots	11/15/20	vs. Virginia Tech (W, 4-1)
Attempted 10-19 shots	10/30/20	@ Wake Forest (L, 2-0)
Attempted 20-29 shots	10/6/20	vs. UAB (W, 2-0)
Attempted 30+ shots	11/10/19	vs. Notre Dame (W, 3-0)
Allowed 0-9 shots	10/23/20	@ NC State (W, 1-0)
Allowed 10-19 shots	11/15/20	vs. Virginia Tech (W, 4-1)
Allowed 20-29 shots	09/05/14	@ San Diego State (L, 1-2)
Allowed 30+ shots	09/15/85	@ North Carolina (W, 5-0)
Won in OT/2OT	10/16/20	vs. Duke (W [2OT], 2-1)
Lost in OT/2OT	09/28/19	@ Wake Forest (L, 2-3 [OT])
Tied after 2OT	10/27/20	vs. North Carolina (T, 3-3)
Completed in a PK Shootout	12/06/19	vs. Stanford (T, 1-1 (Stan. wins PK's, 5-4))
Won a PK shootout	11/01/17	vs. Syracuse (T, 2-2 (CU wins PK's, 4-3))
Played 13+ players	10/23/20	@ NC State (W, 1-0)
Played 16+ players	11/15/20	vs. Virginia Tech (W, 4-1)
Played 18+ players	10/16/20	vs. Duke (W [2OT], 2-1)
Beat a United Soccer Coach No. 1 team	10/13/20	vs. No. 1 Wake Forest (W, 2-1)
Beat a United Soccer Coach Top 5 team	11/15/20	vs. Virginia Tech (W, 4-1)
Beat a United Soccer Coach Top 10 team	09/13/19	@ No. 10 Notre Dame (W, 4-2)
Beat a United Soccer Coach Top 25 team	12/01/19	vs. No. 21 Providence (W, 2-1 [2OT])

ACC STANDINGS

TEAM	ACC RECORD	OVR. RECORD
Wake Forest (S)	5-1-0	7-2-0
Pittsburgh (N)	4-0-0	6-0-0
North Carolina (S)	3-1-2	3-2-2
Virginia Tech (N)	3-1-2	3-2-2
Clemson (S)	3-2-1	6-2-1
Notre Dame (N)	3-2-0	5-3-0
Virginia (N)	2-3-1	3-3-1
Duke (S)	2-4-0	2-6-0
Louisville (N)	1-4-1	1-6-1
Syracuse (N)	0-3-2	0-3-2
NC State (S)	0-5-1	0-6-1

N = North Region // S = South Region

Clemson won 2019 ACC Regular Season title. Virginia won 2019 ACC Tournament.

TIGERS IN THE POLLS

Week	USC	TDS	RPI
Sept. 22	2	---	---
Sept. 29	3	3	---
Oct. 6	3	2	---
Oct. 13	NR	2	---
Oct. 20	3	2	---
Oct. 27	3	2	---
Nov. 3	5	3	---
Nov. 10	4	3	---
Nov. 10	2	---	---

CLEMSON'S RECORD WHEN...

EVENT	2020 RECORD	NOONAN AT CLEMSON
Home	3-0-1	79-27-14
Away	2-2-0	34-31-15
Neutral	1-0-0	3-8-2
Scoring 1 goal	1-0-0	20-24-14
Scoring 2 goals	3-0-0	47-8-3
Scoring 3-4 goals	2-0-1	38-0-2
Scoring 5+ goals	0-0-0	11-0-0
Allowing 3-4 goals	0-0-0	1-17-1
Allowing 5+ goals	0-0-0	0-1-0
Tigers shutout opponent	3-0-0	63-0-12
Tigers are shutout	0-2-0	0-34-12
Match ends in overtime	0-0-0	11-5-0
Match ends in double-overtime	1-0-1	6-8-21
Match ends in a shootout	0-0-0	0-0-10 (Has adv. from 7 shootouts)
Tigers score first	5-0-1	102-8-7
Opponent scores first	1-2-0	14-58-12
Leading at halftime	3-0-0	72-5-4
Trailing at halftime	0-1-0	7-36-5
Tied at halftime	3-1-1	37-25-22
Scores a goal in 10th minute or earlier	0-0-0	19-2-1
Scores a goal in 80th minute or later	1-0-0	49-4-3
Allows a goal in 10th minute or earlier	0-0-0	5-10-3
Allows a goal in 80th minute or later	0-1-1	9-25-4
When ranked higher than opp.	4-1-1	71-20-14
When ranked lower than opp.	1-1-0	12-25-8
When ranked No. 1	0-0-0	1-1-0
Against No. 1 ranked opp.	1-0-0	2-2-1
Against top-5 opp. (Rk. 1-5)	2-1-1	3-16-3
Against top-10 opp. (Rk. 6-10)	0-0-0	4-9-5
Against top-25 opp. (Rk. 11-25)	0-0-0	25-12-10



2020 ROSTER

NUMERICAL

#	Name	Cl.	Pos.	Hgt.	Wgt.	Hometown (Previous School)
0	Max Fisher	*Sr.	Gk.	6-2	190	Salisbury, N.C. (Salisbury HS/Furman Univ.)
1	George Marks	Jr.	Gk.	6-1	177	Raleigh, N.C. (Crossroads Flex)
2	Ben Erkens	Fr.	Def.	6-2	180	Greenville, S.C. (Wade Hampton HS)
3	Oskar Agren	So.	Def.	6-3	180	Malmo, Sweden (ProCivitas Malmo)
4	Justin Malou	Sr.	Def.	5-11	175	Kedougou, Senegal (Montverde Academy)
6	Dylan Sullivan	So.	Mid.	5-9	165	Wappingers Falls, N.Y. (Roy C. Ketcham HS)
8	Callum Johnson	*Sr.	Mid.	5-9	165	New York, New York (Collegiate School/Boston College)
9	Kimarni Smith	Sr.	Fwd.	6-1	160	Nottingham, England (Blue Coat Academy)
10	Luis Felipe Fernandez-Salvador	Jr.	Mid.	5-10	165	Guayaquil, Ecuador (Shattuck-St. Mary's School)
11	Grayson Barber	Jr.	Fwd.	5-9	165	Elgin, S.C. (Cardinal Newman School)
12	Enrique Montana III	*Fr.	Def.	5-10	160	Duval, Wash. (Cedarcrest HS)
13	John Martin	Jr.	Mid./Def.	5-9	155	Clemson, S.C. (Daniel HS)
14	Mohamed Seye	So.	Fwd.	6-3	180	Valencia, Spain (Vicenta Ferrer)
15	Charlie Asensio	Jr.	Def.	5-9	155	Roswell, Ga. (Pope HS)
17	Quinn McNeill	*Jr.	Mid.	5-11	160	Greenville, S.C. (JL Mann HS)
18	Alvaro Gomez	So.	Mid.	5-9	155	Toledo, Spain (Castilla La Mancha University)
19	Chris Matlashewski	*So.	Fwd.	6-0	155	Myrtle Beach, S.C. (Socastee HS)
20	Philip Mayaka	So.	Mid.	5-7	135	Nairobi, Kenya (Montverde Academy)
22	Trevor Manion	Fr.	Gk.	6-3	190	Phoenixville, Pa. (Episcopal Academy)
23	Josh Hallenberger	Fr.	Fwd.	5-10	155	San Antonio, Texas (University of Texas HS)
24	Stirling Russell	*Jr.	Mid./Def.	5-11	165	Bellevue, Wash. (Interlake HS/Washington)
25	James Brighton	*So.	Fwd.	6-1	190	Hilton Head Island, S.C. (Rivers Academy)
26	Jake Barron	*So.	Def.	6-2	175	Orlando, Fla. (Trinity Prep)
27	Isaiah Reid	So.	Def./Fwd.	5-10	155	Rock Hill, S.C. (South Pointe HS)
28	Matthew Boberg	*Fr.	Fwd.	5-5	140	Brownsburg, Ind. (Cardinal Ritter HS)
29	Brandon Parrish	Fr.	Mid.	5-10	165	Nashville, Tenn. (Fairview HS)
30	Titus Sandy Jr.	Fr.	Def.	5-11	165	Charlotte, N.C. (Butler HS)
32	Tyler Hutchinson	Fr.	Def.	5-9	160	Cliffside Park, N.J. (Arizona State Univ. Preparatory Acad.)

Pronunciation Guide

#3 Agren - AH-gren

#4 Malou - Ma-LEW

#9 Kimarni - kim-R-knee

#14 Seye - say-EE

#20 Mayaka - My-AH-ka

BY POSITION

GOALKEEPERS (3)

#	Name	Cl.
0	Max Fisher	*Sr.
1	George Marks	Jr.
22	Trevor Manion	Fr.

DEFENDERS (11)

#	Name	Cl.
2	Ben Erkens	Fr.
3	Oskar Agren	So.
4	Justin Malou	Sr.
12	Enrique Montana III	*Fr.
13	John Martin	Jr.
15	Charlie Asensio	Jr.
24	Stirling Russell	*Jr.
26	Jake Barron	*So.
27	Isaiah Reid	So.
30	Titus Sandy Jr.	Fr.
32	Tyler Hutchinson	Fr.

MIDFIELDERS (7)

#	Name	Cl.
6	Dylan Sullivan	So.
8	Callum Johnson	*Sr.
10	Luis Felipe Fernandez-Salvador	Jr.
17	Quinn McNeill	*Jr.
18	Alvaro Gomez	So.
20	Philip Mayaka	So.
29	Brandon Parrish	Fr.

FORWARDS (8)

#	Name	Cl.
9	Kimarni Smith	Sr.
11	Grayson Barber	Jr.
14	Mohamed Seye	So.
19	Chris Matlashewski	*So.
23	Josh Hallenberger	Fr.
25	James Brighton	*So.
27	Isaiah Reid	So.
28	Matthew Boberg	*Fr.

BY CLASS

SENIOR (4)

#	Name	Cl.	Pos.
0	Max Fisher	*Sr.	Gk.
8	Callum Johnson	*Sr.	Mid.
4	Justin Malou	Sr.	Def.
9	Kimarni Smith	Sr.	Fwd.

JUNIOR (7)

#	Name	Cl.	Pos.
17	Quinn McNeill	*Jr.	Mid.
24	Stirling Russell	*Jr.	Mid./Def.
1	George Marks	Jr.	Gk.
10	Luis Felipe Fernandez-Salvador	Jr.	Mid.
11	Grayson Barber	Jr.	Fwd.
13	John Martin	Jr.	Mid./Def.
15	Charlie Asensio	Jr.	Def.

SOPHOMORE (9)

#	Name	Cl.	Pos.
19	Chris Matlashewski	*So.	Fwd.
25	James Brighton	*So.	Fwd.
26	Jake Barron	*So.	Def.
3	Oskar Agren	So.	Def.
6	Dylan Sullivan	So.	Mid.
14	Mohamed Seye	So.	Fwd.
18	Alvaro Gomez	So.	Mid.
20	Philip Mayaka	So.	Mid.
27	Isaiah Reid	So.	Def./Fwd.

FRESHMAN (8)

#	Name	Cl.	Pos.
12	Enrique Montana III	*Fr.	Def.
28	Matthew Boberg	*Fr.	Fwd.
2	Ben Erkens	Fr.	Def.
22	Trevor Manion	Fr.	Gk.
23	Josh Hallenberger	Fr.	Fwd.
29	Brandon Parrish	Fr.	Mid.
30	Titus Sandy Jr.	Fr.	Def.
32	Tyler Hutchinson	Fr.	Def.

CAREER SINGLE-MATCH HIGHS

#	Name	G	A	Pts.	Sh.	Sog.
0	Fisher	0	0	0	0	0
1	Marks	0	1 (2x)	1 (2x)	0	0
2	Erkens	0	0	0	0	0
3	Agren	1	1 (4x)	2	2	1 (6x)
4	Malou	1 (2x)	1 (6x)	2	2 (2x)	1 (4x)
6	Sullivan	0	0	0	1	1
8	Johnson	1 (9x)	1 (12x)	3 (3x)	5	3
9	Smith	3 (2x)	2 (2x)	7	4 (9x)	4 (2x)
10	Fernandez-Salvador	1 (2x)	2	3	5	3
11	Barber	2 (2x)	2 (2x)	3	6 (2x)	3 (5x)
12	Montana III	0	0	0	0	0
13	Martin	0	0	0	1	0
14	Seye	2 (2x)	2	4	5	3
15	Asensio	0	1 (3x)	1 (2x)	1 (3x)	1
17	McNeill	1 (3x)	1	2 (3x)	3 (4x)	2
18	Gomez	1 (2x)	1 (3x)	3 (2x)	2 (5x)	1 (3x)
19	Matlashewski	0	1	1	4	2
20	Mayaka	1 (2x)	2 (2x)	2 (4x)	5	2
22	Manion	--	--	--	--	--
23	Hallenberger	0	0	0	0	0
24	Russell	0	1	1	1 (2x)	0
25	Brighton	2	1 (2x)	3	4	3 (3x)
26	Barron	0	0	0	0	0
27	Reid	0	0	0	2 (1x)	1
28	Boberg	--	--	--	--	--
29	Parrish	0	0	0	1 (2x)	1
30	Sandy Jr.	--	--	--	--	--
32	Hutchinson	--	--	--	--	--

Goalkeeper Statistics

#	Name	Saves	GA	Save %
0	Fisher	7	4 (2x)	1.000 (8x)
21	Marks	8	4	1.000 (10x)
22	Manion	--	--	--

ROSTER NOTES

STATE/COUNTRY REPRESENTATION

STATE	No. of Players
Georgia	1
Florida	1
Indiana	1
New Jersey	1
New York	2
North Carolina	3
Pennsylvania	1
Tennessee	1
Texas	1
South Carolina	7
Washington	2

COUNTRY	No. of Players
USA	21
Ecuador	1
England	1
Kenya	1
Senegal	1
Spain	2
Sweden	1



2020 TV ROSTER



#0, Max Fisher
Gk. -- Salisbury, N.C.



#1, George Marks
Gk. -- Raleigh, N.C.



#2, Ben Erkens
Def. -- Greenville, S.C.



#3, Oskar Agren
Def. -- Malmo, Sweden



#4, Justin Malou
Def. -- Kedougou, Senegal



#6, Dylan Sullivan
Def. -- Wappingers Falls, N.Y.



#8, Callum Johnson
Mid. -- New York, N.Y.



#9, Kimarni Smith
Fwd. -- Nottingham, Eng.



**#10, Luis Felipe
Fernandez-Salvador**
Mid. -- Guayaquil, Ecuador



#11, Grayson Barber
Fwd. -- Elgin, S.C.



#12, Enrique Montana III
Def. -- Duvall, Wash.



#13, John Martin
Mid./Def. -- Clemson, S.C.



#14, Mohamed Seye
Fwd. -- Valencia, Spain



#15, Charlie Asensio
Def. -- Roswell, Ga.



#17, Quinn McNeill
Mid. -- Greenville, S.C.



#18, Alvaro Gomez
Mid. -- Toldeo, Spain



**#19, Chris
Matlashewski**
Fwd. -- Myrtle Beach, S.C.



#20, Philip Mayaka
Mid. -- Nairobi, Kenya



#22, Trevor Manion
Gk. -- Phoenixville, Pa.




#23, Josh Hallenberger
Fwd. -- San Antonio, Texas



#24, Stirling Russell
Def. -- Bellevue, Wash.



#25, James Brighton
Fwd. -- Hilton Head Island, S.C.



#26, Jake Barron
Def. -- Orlando, Fla.



#27, Isaiah Reid
Def./Fwd. -- Rock Hill, S.C.



#28, Matthew Boberg
Fwd. -- Brownsburg, Ind.



#29, Brandon Parrish
Mid. -- Nashville, Tenn.



#30, Titus Sandy Jr.
Def. -- Charlotte, N.C.



#32, Tyler Hutchinson
Def. -- Cliffside Park, N.J.



Mike Noonan
Head Coach || 11th Season

2020 COACHING STAFF

(Clicking on a coach's headshot will take you to their online bio)



Mike Noonan • Head Coach (11th season)

Collegiate Coaching Career (340-182-72 overall)

- Clemson University - Head Coach // 11th season (2010-present)
- Brown University - Head Coach // 15 seasons (1995-2009) [160-77-31 rec.]
- University of New Hampshire - Head Coach // Four seasons (1991-1994) [48-23-9 rec.]
- Wheaton College - Head Coach // Two seasons (1989-1990) [16-16-1 rec.]
- University of Vermont - Assistant Coach // Four seasons (1986-1989)
- Bates College - Assistant Coach // One season (1983)

2019 Season Accolades

- Was named the 2019 ACC Coach of the Year.
- Earned his 100th career victory at Clemson on Sept. 24 with a 2-0 victory at Furman.
- Coached the team to its first No. 1 ranking since 2006.
- Three players drafted in the 2020 MLS SuperDraft.

Collegiate Career

- Was a four-year starter and two-time first-team All-American at Middlebury College.
- Graduated from Middlebury in 1983.

Professional Career

- Played professionally in Sweden and played in the MISL and AISA. Was a member of the AISA All-Star team in 1985.

NOONAN AT CLEMSON

YEAR	OVERALL	ACC
2010	5-9-4	2-4-2
2011	8-8-2	4-4-0
2012	6-9-5	3-2-3
2013	11-7-3	5-4-2
2014	12-7-3	5-2-1
2015	17-3-4	6-1-1
2016	14-4-5	4-1-3
2017	12-6-1	4-4-0
2018	7-9-1	2-6-0
2019	18-2-2	6-1-1
2020	6-2-1	3-2-1
Overall	116-66-31	44-31-14

Milestone Achievements at Clemson

- 1 MAC Hermann Trophy (Robbie Robinson, 2019)
- 9 All-Americans
- 15 All-South Region honorees
- 28 All-ACC honorees
- 2019 ACC Coach of the Year



Phil Jones • Associate Head Coach (11th season)

Collegiate Coaching Career

- Clemson University - Associate Head Coach // Nine seasons (2012-present)
- Clemson University - Assistant Coach // Two seasons (2010-2011)
- Brown University - Assistant Coach // One season (2009)
- Embry Riddle Aeronautical University - Assistant Coach // Two seasons (2006-2007) (Graduate Assistant // Two seasons (2004-2005))

Responsibilities at Clemson

- Serves as the lead recruiter for the Clemson men's soccer team, coordinating all recruiting efforts for the Tigers.
- Assists in developing the squad's daily training sessions, analyzing video footage and statistical data. Serves as lead scout for the opposition.
- Assists with the administrative duties of the squad.

Collegiate Career

- Graduated with a B.S. in Communication and minor in Aviation Business Administration in 2002 from Embry Riddle Aeronautical University.
- Earned a Master's in Human Factors and Systems Engineering from Embry Riddle Aeronautical University.



Camilo Rodriguez • Assistant/Goalkeeping Coach (Fifth season)

Collegiate Coaching Career

- Clemson University - Goalkeeping/Assistant Coach // Fifth season (2016-present)
- Southern Wesleyan University - Head Men's Soccer Coach // Eight seasons (2008-2015)
- Upward Stars (NPSL) - Assistant Coach // Two seasons (2014-2015)
- Charlotte Eagles (USL Second Div.) - Goalkeeper Coach // One season (2006)

Responsibilities at Clemson

- Oversees the development and training for Clemson's goalkeeping group.
- Involved in recruiting and day-to-day operations for Head Coach Mike Noonan.

Collegiate Career

- Graduated with Bachelor's degree in Internet Computing Science in 2004 from Southern Wesleyan University. Played at SWU from 2001-04.
- Earned a Master's degree in Management from Southern Wesleyan University in 2007.



Rob Thompson • Director of Operations (Fourth season)

Collegiate Coaching Career

- Clemson University - Director of Operations // Fourth season (2017-present)
- University of New Hampshire - Head Men's Soccer Coach // 20 seasons (1995-2014)
- University of New Hampshire - Assistant Men's Soccer Coach // Two seasons (1993-1995)

Responsibilities at Clemson

- Coordinates team's travel, scheduling and time management.
- Coordinates scouting of opposition and review of practice and game film
- Involved in recruiting and day-to-day operations for Head Coach Mike Noonan.

Collegiate Career

- Graduated with a B.A. in Zoology/Animal Biology from the University of Maine in 1989.

CLEMSON MEN'S SOCCER SUPPORT STAFF

- **Pearse Tormey** - Volunteer Assistant Coach
- **Rick Franzblau** - Strength & Conditioning (Director of Olympic Sports Strength & Conditioning)
- **Raz Razayeski** - Athletic Training (Assistant Athletic Trainer)
- **Christina Weston** - Nutrition (Director of Olympic Sports Nutrition)
- **Lindsey Ricketts** - Academic Advisor (Associate Director of Athletic Academic Advising)
- **Roberta Balliet** - Administrative Coordinator
- **Andrew Mohr** - Student Manager
- **Nate Hugh** - Student Manager
- **Jackson Morris** - Student Manager

PREVIEWING THE MATCH

- Clemson and Virginia were slated to play in each team's first scrimmage of the season before COVID-19 protocols prevented the match from happening.

SERIES HISTORY

- Virginia holds the advantage in the overall series record, 29-24-6.
- The two sides first met on Oct. 22, 1968, playing to a 2-2 draw.
>> Virginia is the 13th-oldest Clemson opponent.
- With the exception of 2015 and 2017, the series has been played annually since 1968.
- Clemson is 1-5-1 in neutral site matches against UVA.
- Clemson is 2-5-2 against Virginia in the ACC Tournament.
- This is only the second time the two sides will meet in the semifinals of the ACC Tournament.
- This is the third time the two sides will face one another in Chapel Hill, N.C., during tournament play.
- This is the second time that Clemson and Virginia have played on Nov. 18.
>> The first time the two sides met on this date was when Clemson defeated UVA, 1-0, in the ACC Championship match.

LEGENDARY COACHES

Head Coach Mike Noonan -- Clemson

- Noonan will enter the match with a career record of 340-182-72 over 32 seasons.
- Noonan is tied for 12th amongst active D-I head coaches for most career wins.
- Noonan is 29th amongst active D-I head coaches for best career win percentage after minimums are applied.
- Noonan is 2-4-1 in ACC Semifinal matches at Clemson.

Head Coach George Gelnovatch -- Virginia

- Gelnovatch holds a career record of 341-134-59 in 25 seasons as a head coach.

COMPARING THE TWO SIDES

CATEGORY	CLEMSON	UVA
Ovr. Record	6-2-1	3-3-1
Conf. Record	3-2-1	2-3-1
Conf. Standing	3rd (S-ACC)	4th (N-ACC)
Goals Scored	17	9
Goals Allowed	9	8
GAAvg.	0.96	1.05
Shots	128	77
Shots on Goal	56	32

- Ranks 11th amongst active D-I head coaches for most career wins.
- Ranks 11th in win percentage amongst active D-I head coaches when minimums are applied.
- Gelnovatch is 4-3-1 against Noonan while Noonan has been at Clemson.

SERIES STREAKS

- Clemson holds the longest win-streak in the series.
- Clemson won 12-consecutive games from Oct. 10, 1971 to Nov. 5, 1982.
>> Clemson allowed two goals during these 12 matches.

COMMON OPPONENTS

- Both teams share one opponent in 2020 -- Virginia Tech.
- UVA was 0-1-1 against the Hokies this season.
>> 10/14/20 -- @ VT -- T (2OT), 1-1
>> 11/6/20 -- @ UVA -- L, 0-1
- Clemson was 1-0 against the Hokies this season.
>> 11/15/20 -- Neutral -- W, 4-1.

SCORING MATTERS

- Clemson has out-scored UVA in the series, 92-82.
- Clemson has been shutout 16 times, while having shut-out UVA on 17 occasions.
- The most common scoreline in the series is 2-0, which has been the final result on 14 occasions.
- The most goals scored by a Clemson team in a match is five, which has happen twice.
>> Most recent occurrence happened on Nov. 9, 1973.

- The most goals allowed by a Clemson team in a match against Virginia is six, which has happened once.
- When a team scores three or more goals in a match, they are 17-1-1 in the series.
>> The only time a team has scored three or more goals and lost came on Oct. 9, 1994, when Clemson scored four goals and lost to UVA, 6-4.
- Both teams have scored three or more goals in the same match on two occasions.

ADDED TIME

- Clemson is 2-5-7 against Virginia in overtime.
- The two sides are 0-0-1 in overtime matches played at a neutral site.

LOSE SOME, WIN SOME

- Clemson is 6-3-1 against Virginia after losing two consecutive matches to the Cavaliers.
- Virginia has not won three consecutive matches since Oct. 20, 1996.

WHAT THE MATCH MEANS FOR CLEMSON...

WITH A WIN...

- UVA will become the eighth school that Clemson has amassed 25 or more victories against.
- Clemson will have an all-time ACC Tournament record of 22-26-10.
- Will become 7-7-3 in ACC Semifinal matches.
- Clemson will improve to 2-2-1 in ACC Tournament matches played in Chapel Hill, N.C.
- Head Coach Mike Noonan will improve to 3-4-1 in the semifinals of the ACC Tournament.

CHANCE FOR A TITLE...

- Clemson will advance to its ninth ACC Championship match.
- This will be the first time Clemson plays either Notre Dame or Pittsburgh for a chance at the ACC Title.

GAME-BY-GAME STARTING XI

#	NAME	@UofSC	UAB	@UNC	WF	DUKE	@NC St.	UNC	@ WF	v. VT	v. UVA
0	Fisher	--sub--	Gk.								
1	Marks	Gk.	--sub--	Gk.	Gk.	Gk.	Gk.	Gk.	Gk.	Gk.	
2	Erkens	--sub--				--sub--					
3	Agren	Def.	Def.	Def.	Def.	Def.	Def.	Def.	Def.	Def.	
4	Malou	Def.	Def.	Def.	Def.	Def.	Def.	Def.	Def.	Def.	
6	Sullivan	--sub--	--sub--	--sub--	--sub--	--sub--	--sub--	--sub--	Mid.		
8	Johnson	Mid.	Fwd.	Fwd.	Mid.	Mid.	Mid.	--sub--	Mid.	Mid.	
9	Smith	Fwd.	Fwd.	Fwd.	Fwd.	Fwd.	Fwd.	--sub--	Fwd.	Fwd.	
10	Fernandez-Salvador	Mid.	Mid.	--sub--	Mid.	Mid.	Mid.	Mid.	Mid.	Mid.	
11	Barber	Fwd.	Fwd.	Fwd.	Fwd.	Fwd.	Fwd.	Fwd.	Fwd.	Fwd.	
12	Montana III	--sub--	Def.			--sub--		Def.	--sub--	--sub--	
13	Martin	Def.	--sub--	Def.	--sub--	Def.	Def.	--sub--	--sub--	Def.	
14	Seye	Fwd.					--sub--	--sub--		Fwd.	
15	Asensio	Def.	Def.	Def.	Def.	Def.	Def.	Def.	Def.	Def.	
17	McNeill	--sub--	Mid.	Mid.		--sub--	--sub--	Mid.	--sub--		
18	Gomez	Mid.	--sub--	Mid.	Def.						
19	Matlashewski	--sub--	--sub--	--sub--		--sub--	--sub--	--sub--			
20	Mayaka		Mid.	Mid.	Mid.	Mid.	Mid.	Mid.	--sub--	Mid.	
22	Manion										
23	Hallenberger							--sub--			
24	Russell	--sub--	--sub--	--sub--		--sub--				--sub--	
25	Brighton	--sub--		--sub--	Fwd.	Fwd.	Fwd.	Fwd.	Fwd.	--sub--	
26	Barron	--sub--								--sub--	
27	Reid	--sub--	--sub--			--sub--	--sub--	--sub--	Fwd.	--sub--	
28	Boberg										
29	Parrish	--sub--	--sub--		--sub--	--sub--				--sub--	
30	Sandy Jr.										
32	Hutchinson										

Gk./Def./Mid./Fwd. = STARTER

--sub-- = SUBSTITUTE



LAST TIME THE TWO SIDES MET

UVA v. CLEMSON (Nov. 17, 2019)

- Virginia defeated Clemson in the 2019 ACC Championship match, 3-1.
- **James Brighton** scored the Tigers' first goal of the game in the 19th minute.
- **George Marks** played 90 minutes in net, making two saves.
- Clemson out-shot Virginia, 13-11.
- Each team put five shots on goal.

CLEMSON'S LAST MATCH

CLEMSON V. VIRGINIA TECH (Nov. 15)

- Clemson was clinical in front of net as the Tigers defeated the Hokies, 4-1.
- This was the most goals scored by Clemson in a match against Virginia Tech in series history.
- **Kimarni Smith** scored his second-career hat-trick, with the three goals coming at 16', 31', 34'.
- **James Brighton** scored the Tigers' final goal in the 56th minute off of a **Grayson Barber** and **Smith** assist.
- **Smith's** seven (7) points are the most in a match in ACC Tournament history.
- **Smith** is just the second player to record a hat-trick in an ACC Tournament match.
>> *Ihor Dotsenko, 1997, Wake Forest.*
- **Barber's** two assists in the match equaled Clemson's team record for most assists in an ACC Tournament game.
>> *Rivers Guthrie -- v. Maryland -- 11/10/94*
>> *Oliver Shannon -- v. Syracuse -- 11/1/17*
- Head Coach **Mike Noonan** secured his 340th career victory as a collegiate head coach.
- **James Brighton** and **Mohamed Seye** each recorded their 20th career point in the match.

TIGERS IN THE RANKINGS

NO. 2 IN THE NATION

- Clemson was ranked No. 2 by USC on Nov. 17, 2020.
- This is eighth time being ranked this season and the first time ranked fourth by United Soccer Coaches in 2020.
- This is the 180th week ranked within the Top 5 for the program.

TEAM TOP 5 RANKINGS - CLEMSON

Category	Value	Nat.	Conf.
Assists Per Game	1.67	4	3
Penalty Kicks	1.000	1	1
Points Per Game	5.44	4	3
Shots Per Game	14.22	3	2
S.O.G. Per Game	6.22	5	3
Assists	15	4	3
Goals	17	4	3

Points	49	4	3
G.A.Avg	0.964	5	3

INDIVIDUAL TOP 5 RANKINGS - CLEMSON

Player	Category	Value	Nat.	Conf.
George Marks	Goalie Minutes	770	2	1
Grayson Barber	Assists Per Game	0.56	5	3
	Total Assists	5	1	1
Kimarni Smith	Goals Per Game	0.78	5	3
	Points Per Game	1.89	4	2
	Total Goals	7	1	1
	Total Points	17	1	1
Callum Johnson	Penalty Kicks	1.000	1	1
James Brighton	Shot Accuracy	0.647	4	2

ACC TOURNAMENT

TOURNAMENT HISTORY

- Clemson's first match in the ACC Tournament was on Nov. 5, 1987, when Clemson was defeated by North Carolina, 2-1, as the fifth seed in the tournament. Bruce Murray scored the Tigers' lone goal in the match.

CLEMSON ACC TOURNAMENT RECORD BY ROUND

Round	Wins	Losses	Ties
First Round	1	1	1
Quarterfinals	11	13	6
Semifinal	6	7	3
Finals	3	5	0
TOTALS	21	26	10

- North Carolina is Clemson's most common opponent in the ACC Tournament, as the two sides have played 10 times.
- Virginia has played Clemson nine previous times in the ACC Tournament.

ACC TOURNAMENT HISTORY VIRGINIA VS. CLEMSON

Date	Rd.	Score	Location
11/8/92	Final	UVA, 4-2	Chapel Hill, N.C.
11/7/93	Final	UVA, 2-1	Chapel Hill, N.C.
11/11/94	Semifinal	T, 2-2 (UVA adv.)	Clemson, S.C.
11/12/95	Final	UVA, 1-0	Durham, N.C.
11/18/01	Final	CU, 1-0	Clemson, S.C.
11/12/03	Quarter.	T, 0-0 (UVA adv.)	Cary, N.C.
11/9/05	Quarter.	CU, 4-1	Cary, N.C.
11/1/06	Quarter.	UVA, 2-0	College Park, Md.
11/17/19	Final	UVA, 3-1	Cary, N.C.

- In the three games of the 2019 ACC Tournament, Clemson set a team record for most shots, 61, in the tournament.
>> Clemson recorded 32 shots in the quarterfinal round against Notre Dame.

RECORD WATCH -- ACC TOURNAMENT

CU/ACC	Record	Value	Athlete, Year
CU	Goals/Tourn.	4	Wolde Harris, 1994
ACC	Goals/Tourn.	4	*Five Times
CU	Assists/Tourn.	3	Givers Guthrie, 1994
ACC	Assists/Tourn.	4	*Three Times

CLEMSON MEN'S SOCCER -- OFF THE FIELD

- On Sept. 22, 2020, Clemson's men's and women's soccer teams moved into its new Soccer Operations Complex. The new facility cost nearly \$8 million and became the nation's finest soccer-only facility in the nation.
- The men's soccer team joined the Clemson community on June 13 by partaking in a peaceful demonstration organized by Clemson student-athletes and members of the surrounding community. Justin Malou, George Marks and Quinn McNeill were some of the team members present at the event.
- George Marks currently serves as Clemson's SAAC President and is joined by Enrique Montana III and John Martin as members of SAAC. Marks has been instrumental in helping to guide Clemson's student-athletes through the recent discussions surrounding social injustice and has been instrumental in helping student-athletes have their voice heard on social media and on the field of play.
- On Oct. 28, Clemson learned of the passing of former head coach, Trevor Adair. Adair was the program's third head coach and amassed a record of 174-91-26 across 14 seasons leading the team (1995-2008). Adair led the program to the 2005 College Cup, two ACC Championships, nine NCAA Tournament appearances, six NCAA Tournament Quarterfinal appearances, 14 All-America honors and 47 All-ACC selections.

2020 AWARD RECIPIENTS

College Soccer News Preseason All-Americans

Kimarni Smith	First Team	Sr. // Forward
Philip Mayaka	First Team	So. // Midfield

ACC Preseason Player Watch List

Kimarni Smith	Sr. // Forward
---------------	----------------

ACC Player of the Week

Mohamed Seye	So. // Forward	Oct. 5
Kimarni Smith	Sr. // Forward	Oct. 19
George Marks	Jr. // Goalkeeper	Oct. 19
Oskar Agren	So. // Defender	Oct. 26
Grayson Barber	Jr. // Forward	Oct. 26

United Soccer Coaches Player of the Week

Grayson Barber	Jr. // Forward	Oct. 27
Kimarni Smith	Sr. // Forward	Nov. 3

TDS Player of the Week

Kimarni Smith	Sr. // Forward	Oct. 20
Kimarni Smith	Sr. // Forward	Nov. 17

TDS Team of the Week

Grayson Barber	Jr. // Forward	Oct. 6
Mohamed Seye	So. // Forward	Oct. 6
Oskar Agren	So. // Defender	Oct. 20
Kimarni Smith	Sr. // Forward	Oct. 20
Grayson Barber	Jr. // Forward	Oct. 27
Justin Malou	Sr. // Defender	Oct. 27
Kimarni Smith	Sr. // Forward	Nov. 3
Kimarni Smith	Sr. // Forward	Nov. 17
Grayson Barber	Jr. // Forward	Nov. 17

College Soccer News -- National Player of the Week

Kimarni Smith	Sr. // Forward	Oct. 20
Kimarni Smith	Sr. // Forward	Nov. 17

College Soccer News -- Team of the Week

Mohamed Seye	Jr. // Forward	Oct. 4
Justin Malou	Sr. // Defender	Oct. 4
James Brighton	*So. // Forward	Oct. 20
Kimarni Smith	Sr. // Forward	Oct. 20
Grayson Barber	Jr. // Forward	Oct. 27
John Martin	Jr. // Defender	Oct. 27
Kimarni Smith	Sr. // Forward	Nov. 3
Kimarni Smith	Sr. // Forward	Nov. 17
Grayson Barber	Jr. // Forward	Nov. 17

CU	Points/Tourn.	8	Wolde Harris, 1994
ACC	Points/Tourn.	11	Ben Olsen, 1997

- **Kimarni Smith** currently has three (3) goals.
- **Smith** currently has seven (7) points.
- **Grayson Barber** currently has two (2) assists.

TOURNAMENT CHAMPIONS

- Clemson has won the ACC Tournament in 1998, 2001 and 2014.
- Clemson has appeared in the finals in 1992, 1993, 1995, 1998, 2001, 2014, 2016 and 2019.

2020 ACC TOURNAMENT FORMAT

- The ACC Tournament will be played at the four North Carolina schools (Duke, UNC, NC State, Wake Forest)



NOONAN VERSUS 2020 OPPONENTS AT CLEMSON

Opponent	Record	Score Margin (CU - Opp.)
Wake Forest	2-7-4	16-23
North Carolina	2-6-0	6-14
South Carolina	8-3-0	22-10
UAB	0-2	3-4
Duke	5-3-1	14-12
NC State	9-1-0	22-5

RECORD & SCORE MARGIN REFLECT MARKS ENTERING THE SEASON.

#CLEMSONUNITED VERSUS 2020 OPPONENTS

Opponent	Record	Score Margin (CU - Opp.)
Wake Forest	18-23-7	68-75
North Carolina	29-26-6	128-94
South Carolina	30-17-1	87-55
UAB	1-2-0	4-6
Duke	27-26-5	100-89
NC State	39-15-7	165-75

RECORD & SCORE MARGIN REFLECT MARKS ENTERING THE SEASON.

BEST QUOTES FROM THE SEASON

"... The bottom line is that the overall talent level at Clemson looks to be just as good, if not better, in 2020 than it was in 2019 when the Tigers were 18-2-2 overall and advanced to the Elite Eight in the NCAA Tournament."

- College Soccer News

"MLS teams don't have the facilities these kids have right now."

- Charlie Davies on Clemson's new facility (10/9)

"He's a disruptive and ball-winning midfielder."

- Charlie Davies on Mayaka (10/13)

for the quarterfinals on Nov. 15 and semifinals on Nov. 18.

- The only match that will be played at WakeMed Soccer Park in Cary, N.C. is the championship game on Nov. 22.
- The tournament will feature just eight teams this year, with the top four teams in each region qualifying.
- The tournament will not serve as an automatic qualifier for the NCAA Championships set to occur in the spring.

THINGS TO KNOW

MARVELOUS MARKS

- George Marks** is currently tied for 13th all-time at Clemson in career solo shutouts, with nine to his name.
- With one more solo shutout, Marks would move into a three-way tie for 11th on the all-time list.
- Marks currently ranks 14th all-time at Clemson for most career goalkeeper saves (85).

NO PLACE LIKE HOME

- Clemson finished the 2020 fall season with a 3-0-1 at Historic Riggs Field.
- Clemson currently holds a 21-game unbeaten streak at home, dating back to Oct. 23, 2018.
- Clemson touted an undefeated record at Historic Riggs Field during the 2019 season, going 13-0-2.
- Clemson last lost at home on Oct. 16, 2018. The Tigers fell to Coastal Carolina that night, 1-0.

NATIONAL RECOGNITION

NATIONAL P.O.T.W.

- Clemson has had two players receive National Player of the Week honors so far this season.
- Kimarni Smith** earned the honor from College Soccer News and TopDrawerSoccer.com on Oct. 20 and Nov.

17.

- Grayson Barber** was named National Player of the Week by United Soccer Coaches on Oct. 27.
- Smith** was named USC's Player of the Week on Nov. 3.

ACC DOMINANCE

- Clemson has had five players receive Player of the Week honors this season.
- The five ACC P.O.T.W. honors in a single season is the most in program history. The previous best was four set back in 1993.

FIRST TIME FOR EVERYTHING

- John Martin** earned his first career player of the week honor from College Soccer News of Oct. 27.

2020-21 SIGNING CLASS

THE RICH GET RICHER

- Head coach Mike Noonan** announced the signing of three student-athletes on Wednesday, Nov. 11 during National Signing Day.
- Adam Lundegard, Tristan DeLoach, and Zack Farnsworth** are the three members of this year's class.
- Lundegard and Farnsworth will contribute to the team's defensive quality.
- DeLoach will add to the team's fantastic depth in the midfield.

2020 PRESEASON ACCOLADES

PRESEASON ALL-AMERICANS

- Philip Mayaka** and **Kimarni Smith** were both named first-team All-Americans in College Soccer News' pre-season awards.

ACC PRESEASON WATCH LIST

- Kimarni Smith** was named to the ACC's Player Watch List.

2020 SEASON PREVIEW

CLEMSON'S SPRING SEASON

- The team went 2-0-1 through its three matches in the spring season.
- Callum Johnson** netted the first two goals of his Clemson career in the opening two matches of the spring season.
- Clemson had four different athletes combine to score five goals throughout the season. The goal scorers were **Callum Johnson** (2), **Alvaro Gomez** (1), **James Brighton** (1), and **Chris Matlashewski** (1).
- George Marks** was in net for three full matches during the spring slate.
- Clemson secured a 1-0 victory over Wake Forest, a team that finished the 2019 campaign No. 3 in the USC polls, in its third preseason match.

CAPTAINS OF THE SQUAD

- James Brighton** and **George Marks** are the squad's two captains for the 2020 season.
- Brighton** is a redshirt-sophomore forward from Hilton Head Island, S.C.
- Marks** is a junior goalkeeper from Raleigh, N.C.
- The 2019 captains were **Tanner Dieterich**, **Malick Mbaye** and **Nolan Lennon**.

RETURNING FIREPOWER

- Clemson will be returning 41 of their 70 goals from the 2019 season. The Tigers' 70 goals led the nation in 2019.
- Clemson will be returning 50 of their 74 assists from the

2019 season, another category in which the Tigers led the nation in last season.

- Grayson Barber**, **Kimarni Smith** and **James Brighton** will lead the offensive charge for the Tigers this season amongst the forwards.
- Barber** and **Philip Mayaka** will be the Tigers' top returning assist contributors, as the two combined for 17 last season, with **Barber** serving nine and **Mayaka** providing eight.

RETURNERS WITH MOST CAREER POINTS

Rk.	Name	Yr.	G	A	Pts.
1.	Kimarni Smith	Sr.	25	12	61
2.	Grayson Barber	Jr.	13	15	42
3.	Mohamed Seye	So.	7	6	20
4.	James Brighton	*So.	9	2	20
5.	Philip Mayaka	So.	2	8	12

2019 AWARD WINNERS

- Philip Mayaka** returns to the field after being the lone freshman or sophomore named a semifinalist for the MAC Hermann Trophy in 2019.
- Mayaka** and **Kimarni Smith** are returning to the field after earning second-team All-American honors during the 2019 season.
- Clemson returns three of its five players who earned All-South Region honors last season.
- The five All-South Region honorees in a single season are the most by a **Noonan**-led squad during his ten-year tenure.
- The Tigers return four of their seven All-ACC honorees, a total which was the most during **Noonan**'s career at Clemson.
- Oskar Agren** and **Mayaka** are returning to the field after being named to the ACC All-Freshman team.
- James Brighton** and **Mayaka** are returning to the team after being named to the All-ACC Tournament team.

CLEMSON NEWCOMERS

MEET THE FRESHMAN

- Clemson is set to welcome **six** freshmen to the squad in 2020.
- Ben Erkens**, **Josh Hallenberger**, **Tyler Hutchinson**, **Trevor Manion**, **Brandon Parrish** and **Titus Sandy** will join the team as true freshmen.

SAME TALENT, NEW TEAM.

- Clemson will welcome two transfers, **Callum Johnson** and **Max Fisher**, to the team in 2020.
- Johnson** joins the team after playing with Boston College for three years. Johnson did not play in 2019 due to a hip injury which required surgery.
- Look for **Johnson** to add to Clemson's talented midfield unit.
- Fisher** comes to Clemson after three seasons and four years at Furman. Fisher will add to Clemson's deep stable of goalkeeping talent in 2020. Fisher joined the team during the 2020 spring season.

GATORADE PLAYERS OF THE YEAR

- Two freshmen, **Ben Erkens** and **Brandon Parrish**, earned the 2019-20 Gatorade Boys Soccer Player of the Year awards for their respective home state.
- South Carolina** -- **Erkens** scored 12 goals during the 2020 season and brought his prep career total to 47 goals and 61 assists. Erkens is a graduate of Wade Hampton HS.
- Tennessee** -- **Parrish** has scored 68 goals and contributed 40 assists during his prep career. Parrish is a graduate from Fairview HS.
- Parrish** is the second Tiger from Tennessee to win the award in recent years, joining Johnny Heckman who won the award during 2014-15 season.



- This is the second-consecutive year in which the two have won the award for their home states.

2019 SEASON RECAP

BY NUMBERS

- Clemson recorded 18 wins throughout the season, the most by a Clemson team in a season since 2001.
- Clemson's two losses were the fewest in a single season since 1998.
- The Tigers' six wins during the ACC portion of the regular season is tied for the most during a season with Noonan at the helm. The first occurrence was in 2015.
- Clemson ranked sixth-best in the nation in win percentage.
- A total of 26 players saw playing time for the Tigers, while 21 players participated in five or more games.
- Three goalies saw action in multiple games during the season.
- Six different players saw action in every game this season. **Oskar Agren** led the team in minutes, with 1,950 across all 22 games.

OFFENSIVE PRODUCTION

- Clemson scored 70 goals, the most since 1993, and contributed 74 assists, the most 1998.
- Clemson's 70 goals last season were the eighth-most by a D-I team in a season since 1998.
- Clemson's dominance resulted in the team tallying 214 points, the most since 1998.
- 14 different players scored for the Tigers, while 16 players contributed an assist.

ACC DOMINANCE

- For the first time during **Mike Noonan's** tenure, Clemson won the ACC Regular Season title in 2019.
- Clemson was the ACC Atlantic Division champion after being picked to finish fifth in the division by the ACC in the preseason head coaches poll.
- Clemson ranked atop the conference in nine different categories, with all nine coming on the offensive side.
- There were 17 categories in which Clemson ranked within the top-5 of the conference for.

TIGERS IN THE NATIONAL RANKINGS

- Clemson ranked atop the national rankings in seven different team categories.
- There were 10 categories in which Clemson ranked within the top-5 of on a national level.
- Robbie Robinson was the individual leader in four individual categories by the end of the season.
- Those categories were -- goals, points, points per game, penalty kick conversion rate.

TIGERS IN THE POLLS

- Clemson reclaimed the top spot in the national polls on Nov. 12, 2019, for the first time since Sept. 18, 2006.
- The Tigers earned an average ranking of 6.46 throughout the season in the United Soccer Coaches weekly poll.
- Clemson spent nine weeks within the top 10 of the national poll.
- Clemson was ranked within the top five of the national poll across six weeks.

AFTER THE FINAL WHISTLE

- **Robbie Robinson** became Clemson's third winner of the MAC Hermann Trophy for his achievements in 2019.
- **Robinson** became the first men's soccer player to be named the ACC Male Athlete of the Year.
- Clemson had four All-Americans, five All-South Region honorees, seven All-ACC honorees, two ACC All-Freshman recipients, and two ACC Offensive Players of the Week.

- Clemson had seven seniors finish their Clemson men's soccer career.
- **Robinson, Tanner Dieterich** and **Malick Mbaye** were drafted on the first day of the 2020 MLS SuperDraft.
- **Robinson** became the first Clemson men's soccer player to be selected No. 1 overall in a professional draft.
- Robinson was just the second Clemson athlete to ever be selected No. 1 overall in a professional draft, joining Kris Benson who was the first selection by the Pittsburgh Pirates in the 1996 MLB Draft.
- **Charlie Asensio, Oskar Agren,** and **George Marks** were named members of the All-ACC Academic Team for men's soccer.
- Clemson had 21 members of its 2019 squad named to the 2019-2020 ACC Academic Honor Roll.

MILESTONES ACHIEVED

- Head Coach **Mike Noonan** earned his 100th victory at Clemson against Furman on Sept. 24, 2019. Noonan is joined in all of his victories at Clemson by Associate Head Coach **Phil Jones**.
- **George Marks** earned CoSIDA Academic All-Region honors.
- Three members of Clemson's 2019 squad were drafted in the 2020 MLS SuperDraft.
- **Robinson** was drafted No. 1 overall by Inter Miami CF, becoming the first men's soccer player at Clemson to receive the honor.

HEAD COACH MIKE NOONAN

SIGNING UP FOR MORE

- Clemson's Board of Trustees approved a new six-year contract for Head Coach **Mike Noonan** on Feb. 6, 2020. The deal will start in 2020 and will run through the 2025 season.
- **Noonan's** 116 wins at Clemson brings his career total to 340 throughout his 32-year career.
- Noonan ranks tied for 12th amongst active NCAA Div. I men's soccer coaches in career victories.

MORE GOALS, MORE SUCCESS

- In **Noonan's** 11 years at Clemson, his side scored three or more goals in 51 matches.
- In the 51 matches, **Noonan** is undefeated.
- When **Noonan's** side scores three or four goals in a match, they are 38-0-2.
- When **Noonan's** side scores five or more goals in a match, Clemson is 11-0-0.
- When Clemson scores first, they are 102-8-7 overall under **Noonan**.

DEFENSE MATTERS

- **Noonan** has won 63 matches without allowing a goal during his 11 years at the helm of Clemson's program.
- The 2019 season saw the team combine for 10 shutouts across 22 matches.
- Clemson's shutout percentage (0.455) during the 2019 season ranked second in the ACC and 22nd in the nation.
- Clemson ranked third in the ACC and 28th in the country, for team goals against average (0.923/game).
- With Noonan at the helm, Clemson has only allowed their opponent to score five or more goals one time. The lone occurrence was in a 5-2 defeat against Duke on Sept. 16, 2011.

SCORING WHEN IT COUNTS

- When **Noonan's** team scores in the final 10 minutes of regulation or in overtime, Clemson boasts a 48-4-3 record.
- Clemson has won 19 of its 22 games when scoring in the first 10 minutes to the match with Noonan at the helm.
- **Grayson Barber** notched four game-winning goals during the 2019 season, ranking fifth in the ACC and 30th in

the country for the category.

RETURNING TO THE TOP

- Clemson returned to the top of the national rankings when they became ranked No. 1 by the United Soccer Coaches poll on Nov. 12, 2019.
- Clemson is 1-1 when ranked No. 1 overall during the Noonan era at Clemson.

MILESTONES ACHIEVED

- **Head Coach Mike Noonan** earned his 100th victory at Clemson against Furman on Sept. 24, 2019.
- **Noonan's** first win at Clemson was on the same field in Greenville, S.C., against Furman on Sept. 22, 2010.
- **Noonan** is joined in all of his victories at Clemson by Associate Head Coach **Phil Jones**.

PRO TIGERS

TIGERS IN THE MLS

- Robbie Robinson became Clemson's first men's soccer player to be selected No. 1 overall in the MLS SuperDraft during the 2020 edition of the event.
- Three Clemson players were drafted in the opening two rounds of the 2020 MLS SuperDraft.
- Clemson has had 25 players selected in the MLS SuperDraft since 2000.
- **Noonan** has coached 14 MLS SuperDraft selections in his ten years at Clemson.
- Miles Joseph, an alumni of the Clemson men's soccer program, is an assistant coach with the Portland Timbers and was a part of the staff which helped the club win the 2020 MLS is Back Tournament.

PRO TIGERS

- Clemson currently has five alumni playing in the MLS.
- Clemson currently has six alumni playing in the USL Championship.
- Clemson has two alumni playing in the USL League One.
- Clemson has six alumni playing international soccer



INDIVIDUAL STATISTICS

(Clicking on a player's headshot will take you to their online bio)



00

Max
FISHER
*Sr. // Goalkeeper // 6-2, 190
Salisbury, N.C.

2020 SEASON STATS

OPP.	GP	GS	G	A	PTS.	SAVES	SAVE%	MIN.
@ UofSC	X	---	---	---	---	1	1.000	25
v. UAB	X	X	---	---	---	---	---	45
@ UNC*	---	---	---	---	---	---	---	---
v. WF*	---	---	---	---	---	---	---	---
v. Duke*	---	---	---	---	---	---	---	---
@ NC St.*	---	---	---	---	---	---	---	---
v. UNC*	---	---	---	---	---	---	---	---
@ WF*	---	---	---	---	---	---	---	---
v. VT	---	---	---	---	---	---	---	---
TOTALS	2	1	---	---	---	1	1.000	70

GOALKEEPING STATS

YEAR	GP-GS	GA	SAVES	W	L	T
2016-17*	5-4	5	12	1	2	1
2017-18*	Redshirt @ Furman					
2018-19*	2-0	0	2	0	0	0
2019-20*	16-15	26	44	9	6	1
2020-21	2-1	0	1	1	0	0
TOTALS	25-20	31	59	11	8	2

* -- Spent the first four years of his career at Furman.



01

George
MARKS
Jr. // Goalkeeper // 6-1, 177
Raleigh, N.C.

2020 SEASON STATS

OPP.	GP	GS	G	A	PTS.	SAVES	SAVE%	MIN.
@ UofSC	X	X	---	---	---	1	1.000	65
v. UAB	X	---	---	---	---	1	1.000	45
@ UNC*	X	X	---	---	---	2	.667	90
v. WF*	X	X	---	---	---	4	.800	90
v. Duke*	X	X	---	---	---	3	.750	101
@ NC St.*	X	X	---	---	---	4	1.000	90
v. UNC*	X	X	---	---	---	1	.250	110
@ WF*	X	X	---	---	---	3	.600	90
v. VT	X	X	---	---	---	2	.666	90
TOTALS	9	8	---	---	---	21	.700	771

GOALKEEPING STATS

YEAR	GP-GS	GA	SAVES	W	L	T
2018-19	5-5	6	10	2	2	1
2019-20	21-21	19	54	17	2	1
2020-21	9-8	8	21	5	2	1
TOTALS	35-34	33	85	24	6	3

Marks has logged nine solo shutouts in his career, with one (1) in 2018, seven (7) in 2019, and one (1) in 2020.



02

Ben
ERKENS
Fr. // Defender // 6-2, 180
Greenville, S.C.

2020 SEASON STATS

OPP.	GP	GS	G	A	PTS.	SH.	S.O.G.	MIN.
@ UofSC	X	---	---	---	---	---	---	3
v. UAB	---	---	---	---	---	---	---	---
@ UNC*	---	---	---	---	---	---	---	---
v. WF*	---	---	---	---	---	---	---	---
v. Duke*	X	---	---	---	---	---	---	3
@ NC St.*	---	---	---	---	---	---	---	---
v. UNC*	---	---	---	---	---	---	---	---
@ WF*	---	---	---	---	---	---	---	---
v. VT	---	---	---	---	---	---	---	---
TOTALS	2	0	---	---	---	---	---	6

CAREER STATS

YEAR	GP-GS	G	A	PTS.	SH.	S.O.G.
2020-21	2-0	0	0	0	0	0
TOTALS	2-0	0	0	0	0	0



03

Oskar
AGREN
So. // Defender // 6-3, 180
Malmo, Sweden

2020 SEASON STATS

OPP.	GP	GS	G	A	PTS.	SH.	S.O.G.	MIN.
@ UofSC	X	X	---	---	---	---	---	90
v. UAB	X	X	---	---	---	---	---	90
@ UNC*	X	X	---	---	---	---	---	90
v. WF*	X	X	---	---	---	1	1	90
v. Duke*	X	X	---	---	---	---	---	101
@ NC St.*	X	X	---	---	---	1	---	90
v. UNC*	X	X	---	---	---	---	---	110
@ WF*	X	X	---	---	---	---	---	90
v. VT	X	X	---	---	---	---	---	56
TOTALS	9	9	---	---	---	2	1	807

CAREER STATS

YEAR	GP-GS	G	A	PTS.	SH.	S.O.G.
2019-20	22-22	1	4	6	10	5
2020-21	9-9	0	0	0	2	1
TOTALS	31-31	1	4	6	12	6



04

Justin
MALOU
Sr. // Defender // 5-11, 175
Kedougou, Senegal

2020 SEASON STATS

OPP.	GP	GS	G	A	PTS.	SH.	S.O.G.	MIN.
@ UofSC	X	X	---	---	---	---	---	87
v. UAB	X	X	1	---	2	1	1	90
@ UNC*	X	X	---	---	---	1	---	90
v. WF*	X	X	---	---	---	---	---	90
v. Duke*	X	X	---	---	---	---	---	44
@ NC St.*	X	X	---	---	---	---	---	90
v. UNC*	X	X	---	---	---	---	---	110
@ WF*	X	X	---	---	---	---	---	90
v. VT	X	X	---	---	---	---	---	90
TOTALS	9	9	1	---	2	2	1	781

CAREER STATS

YEAR	GP-GS	G	A	PTS.	SH.	S.O.G.
2017-18	13-7	1	0	2	2	1
2018-19	14-11	0	1	1	4	0
2019-20	22-21	0	5	5	7	2
2020-21	9-9	1	0	2	2	1
TOTALS	58-48	2	6	10	15	4



06

Dylan
SULLIVAN
So. // Midfielder // 5-9, 165
Wappingers Falls, N.Y.

2020 SEASON STATS

OPP.	GP	GS	G	A	PTS.	SH.	S.O.G.	MIN.
@ UofSC	X	---	---	---	---	---	---	16
v. UAB	---	---	---	---	---	---	---	---
@ UNC*	X	---	---	---	---	---	---	7
v. WF*	X	---	---	---	---	---	---	15
v. Duke*	---	---	---	---	---	---	---	---
@ NC St.*	---	---	---	---	---	---	---	---
v. UNC*	X	---	---	---	---	---	---	7
@ WF*	X	X	---	---	---	---	---	22
v. VT	---	---	---	---	---	---	---	---
TOTALS	5	1	---	---	---	---	---	67

CAREER STATS

YEAR	GP-GS	G	A	PTS.	SH.	S.O.G.
2019-20	3-0	0	0	0	1	1
2020-21	5-1	0	0	0	0	0
TOTALS	8-1	0	0	0	1	1

INDIVIDUAL STATISTICS

(Clicking on a player's headshot will take you to their online bio)



08

Callum
JOHNSON
*Sr. // Midfielder // 5-9, 165
New York, N.Y.

2020 SEASON STATS									
OPP.	GP	GS	G	A	PTS.	SH.	S.O.G.	MIN.	
@ UofSC	X	X	1	---	2	2	2	68	
v. UAB	X	X	---	1	1	3	2	76	
@ UNC*	X	X	---	---	---	1	---	78	
v. WF*	X	X	---	---	---	2	---	86	
v. Duke*	X	X	---	---	---	1	---	89	
@ NC St.*	X	X	---	---	---	---	---	74	
v. UNC*	X	---	---	1	1	1	1	48	
@ WF*	X	X	---	---	---	3	1	69	
v. VT	X	X	---	---	---	---	---	64	
TOTALS	9	8	1	2	4	13	6	652	

CAREER STATS						
YEAR	GP-GS	G	A	PTS.	SH.	S.O.G.
2016-17*	20-11	3	4	10	20	8
2017-18*	17-11	4	3	11	28	9
2018-19*	15-6	1	3	5	22	7
2019-20*	Redshirt @ Boston College					
2020-21	9-8	1	2	4	13	6
TOTALS	61-36	9	12	30	83	30

* -- Spent the first four years of his career at Boston College.



09

Kimarni
SMITH
Sr. // Forward // 6-1, 160
Nottingham, England

2020 SEASON STATS									
OPP.	GP	GS	G	A	PTS.	SH.	S.O.G.	MIN.	
@ UofSC	X	X	---	---	---	4	2	59	
v. UAB	X	X	1	---	2	3	1	66	
@ UNC*	X	X	---	---	---	3	2	77	
v. WF*	X	X	1	1	3	1	1	84	
v. Duke*	X	X	---	1	1	2	---	89	
@ NC St.*	X	X	---	---	---	3	2	84	
v. UNC*	X	X	2	---	4	3	3	92	
@ WF*	X	---	---	---	---	2	---	68	
v. VT	X	X	3	1	7	3	3	83	
TOTALS	9	8	7	3	17	24	14	702	

CAREER STATS						
YEAR	GP-GS	G	A	PTS.	SH.	S.O.G.
2017-18	14-2	3	2	8	8	6
2018-19	17-15	2	1	5	25	9
2019-20	21-16	13	5	31	48	25
2020-21	9-8	7	3	17	24	14
TOTALS	61-41	25	11	62	105	54



10

Luis Felipe
FERNANDEZ-SALVADOR
Jr. // Midfielder // 5-10, 165
Guayaquil, Ecuador

2020 SEASON STATS									
OPP.	GP	GS	G	A	PTS.	SH.	S.O.G.	MIN.	
@ UofSC	X	X	---	1	1	---	---	72	
v. UAB	X	X	---	---	---	1	---	60	
@ UNC*	X	---	---	---	---	---	---	49	
v. WF*	X	X	1	---	2	2	1	75	
v. Duke*	X	X	---	---	---	---	---	77	
@ NC St.*	X	X	---	1	1	3	1	90	
v. UNC*	X	X	---	---	---	---	---	103	
@ WF*	X	X	---	---	---	1	---	79	
v. VT	X	X	---	---	---	1	---	65	
TOTALS	9	8	1	2	4	8	2	670	

CAREER STATS						
YEAR	GP-GS	G	A	PTS.	SH.	S.O.G.
2018-19	6-0	0	0	0	0	0
2019-20	22-19	1	5	7	26	10
2020-21	9-8	1	2	4	8	2
TOTALS	37-27	2	7	11	34	12



11

Grayson
BARBER
Jr. // Forward // 5-9, 165
Elgin, S.C.

2020 SEASON STATS									
OPP.	GP	GS	G	A	PTS.	SH.	S.O.G.	MIN.	
@ UofSC	X	X	---	1	1	4	2	60	
v. UAB	X	X	---	---	---	5	3	57	
@ UNC*	X	X	---	---	---	3	---	75	
v. WF*	X	X	---	1	1	2	1	90	
v. Duke*	X	X	---	1	1	3	---	94	
@ NC St.*	X	X	1	---	2	1	1	82	
v. UNC*	X	X	1	---	2	3	2	107	
@ WF*	X	X	---	---	---	2	1	81	
v. VT	X	X	---	2	2	3	---	44*	
TOTALS	9	9	2	5	9	26	10	690	

CAREER STATS						
YEAR	GP-GS	G	A	PTS.	SH.	S.O.G.
2018-19	17-11	1	2	4	17	10
2019-20	21-18	10	9	29	48	24
2020-21	9-9	2	5	9	26	10
TOTALS	47-38	13	16	42	91	44



12

Enrique
MONTANA III
*Fr. // Defender // 5-10, 160
Duvall, Wash.

2020 SEASON STATS									
OPP.	GP	GS	G	A	PTS.	SH.	S.O.G.	MIN.	
@ UofSC	X	---	---	---	---	---	---	8	
v. UAB	X	X	---	---	---	---	---	32	
@ UNC*	---	---	---	---	---	---	---	---	
v. WF*	---	---	---	---	---	---	---	---	
v. Duke*	X	---	---	---	---	---	---	12	
@ NC St.*	---	---	---	---	---	---	---	---	
v. UNC*	---	---	---	---	---	---	---	---	
@ WF*	X	X	---	---	---	---	---	68	
v. VT	X	---	---	---	---	---	---	15	
TOTALS	5	2	---	---	---	---	---	135	

CAREER STATS						
YEAR	GP-GS	G	A	PTS.	SH.	S.O.G.
2019-20	Redshirt @ Clemson					
2020-21	5-2	0	0	0	0	0
TOTALS	5-2	---	---	---	---	---



13


John
MARTIN
Jr. // Mid./Def // 5-9, 155
Clemson, S.C.

2020 SEASON STATS									
OPP.	GP	GS	G	A	PTS.	SH.	S.O.G.	MIN.	
@ UofSC	X	X	---	---	---	---	---	82	
v. UAB	X	---	---	---	---	---	---	58	
@ UNC*	X	X	---	---	---	---	---	90	
v. WF*	X	---	---	---	---	---	---	61	
v. Duke*	X	X	---	---	---	---	---	98	
@ NC St.*	X	X	---	---	---	---	---	90	
v. UNC*	X	X	---	---	---	---	---	110	
@ WF*	X	---	---	---	---	---	---	22	
v. VT	X	X	---	---	---	---	---	75	
TOTALS	9	6	---	---	---	---	---	686	

CAREER STATS						
YEAR	GP-GS	G	A	PTS.	SH.	S.O.G.
2018-19	4-0	0	0	0	0	0
2019-20	5-0	0	0	0	1	0
2020-21	9-6	0	0	0	0	0
TOTALS	18-6	0	0	0	1	0

INDIVIDUAL STATISTICS

(Clicking on a player's headshot will take you to their online bio)



14

Mohamed
SEYE


So. // Forward // 6-4, 190
Valencia, Spain

2020 SEASON STATS

OPP.	GP	GS	G	A	PTS.	SH.	S.O.G.	MIN.
@ UofSC	X	X	2	---	4	5	3	62
v. UAB	---	---	---	---	---	---	---	---
@ UNC*	---	---	---	---	---	---	---	---
v. WF*	---	---	---	---	---	---	---	---
v. Duke*	---	---	---	---	---	---	---	---
@ NC St.*	X	---	---	---	---	---	---	32
v. UNC*	X	---	---	---	---	---	---	27
@ WF*	---	---	---	---	---	---	---	---
v. VT	X	X	---	1	1	---	---	45
TOTALS	4	2	2	1	5	5	3	166

CAREER STATS

YEAR	GP-GS	G	A	PTS.	SH.	S.O.G.
2019-20	15-1	5	5	15	17	8
2020-21	4-2	2	1	5	5	3
TOTALS	19-3	7	6	20	22	11



15

Charlie
ASENSIO


Jr. // Defender // 5-9, 155
Roswell, Ga.

2020 SEASON STATS

OPP.	GP	GS	G	A	PTS.	SH.	S.O.G.	MIN.
@ UofSC	X	X	---	---	---	---	---	78
v. UAB	X	X	---	1	1	1	---	90
@ UNC*	X	X	---	---	---	---	---	90
v. WF*	X	X	---	---	---	---	---	90
v. Duke*	X	X	---	---	---	---	---	101
@ NC St.*	X	X	---	---	---	---	---	90
v. UNC*	X	X	---	---	---	---	---	110
@ WF*	X	X	---	---	---	---	---	90
v. VT	X	X	---	---	---	---	---	90
TOTALS	9	9	---	1	1	1	---	829

CAREER STATS

YEAR	GP-GS	G	A	PTS.	SH.	S.O.G.
2018-19	17-16	0	1	1	1	0
2019-20	22-21	0	1	1	1	1
2020-21	9-9	0	1	1	1	0
TOTALS	48-46	0	3	3	3	1



17

Quinn
MCNEILL

*Jr. // Midfielder // 5-11, 160
Greenville, S.C.

2020 SEASON STATS

OPP.	GP	GS	G	A	PTS.	SH.	S.O.G.	MIN.
@ UofSC	X	---	---	---	---	1	1	37
v. UAB	X	X	---	1	1	---	---	67
@ UNC*	X	X	---	---	---	---	---	39
v. WF*	---	---	---	---	---	---	---	---
v. Duke*	X	X	---	---	---	---	---	21
@ NC St.*	X	---	---	---	---	---	---	16
v. UNC*	X	X	---	---	---	1	---	71
@ WF*	X	---	---	---	---	2	1	32
v. VT	---	---	---	---	---	---	---	---
TOTALS	7	4	---	1	1	4	2	283

CAREER STATS

YEAR	GP-GS	G	A	PTS.	SH.	S.O.G.
2017-18	Redshirt @ Clemson	---	---	---	---	---
2018-19	17-13	2	0	4	26	8
2019-20	21-5	1	0	2	9	3
2020-21	7-4	0	1	1	4	2
TOTALS	45-22	3	1	7	39	13



18

Alvaro
GOMEZ

So. // Midfielder // 5-9, 155
Toledo, Spain

2020 SEASON STATS

OPP.	GP	GS	G	A	PTS.	SH.	S.O.G.	MIN.
@ UofSC	X	X	---	---	---	1	---	59
v. UAB	X	---	---	---	---	1	---	44
@ UNC*	X	X	---	---	---	1	---	45
v. WF*	X	X	---	---	---	1	---	29
v. Duke*	---	---	---	---	---	---	---	---
@ NC St.*	---	---	---	---	---	---	---	---
v. UNC*	---	---	---	---	---	---	---	---
@ WF*	---	---	---	---	---	---	---	---
v. VT	---	---	---	---	---	---	---	---
TOTALS	4	3	---	---	---	4	---	177

CAREER STATS

YEAR	GP-GS	G	A	PTS.	SH.	S.O.G.
2019-20	20-5	2	3	7	14	3
2020-21	4-3	0	0	0	4	0
TOTALS	24-8	2	3	7	18	3



19

Chris
MATLASHEWSKI

*So. // Forward // 6-0, 155
Myrtle Beach, S.C.

2020 SEASON STATS

OPP.	GP	GS	G	A	PTS.	SH.	S.O.G.	MIN.
@ UofSC	X	---	---	---	---	4	---	39
v. UAB	X	---	---	---	---	2	2	47
@ UNC*	X	---	---	---	---	---	---	31
v. WF*	---	---	---	---	---	---	---	---
v. Duke*	X	---	---	---	---	---	---	26
@ NC St.*	X	---	---	---	---	1	1	8
v. UNC*	---	---	---	---	---	---	---	---
@ WF*	X	---	---	---	---	---	---	26
v. VT	---	---	---	---	---	---	---	---
TOTALS	6	0	---	---	---	7	3	177

CAREER STATS

YEAR	GP-GS	G	A	PTS.	SH.	S.O.G.
2018-19	9-3	0	1	1	3	1
2019-20	Redshirt @ Clemson	---	---	---	---	---
2020-21	6-0	0	0	0	7	3
TOTALS	15-3	0	1	1	10	4



20

Philip
MAYAKA

So. // Midfielder // 5-7, 135
Nairobi, Kenya

2020 SEASON STATS

OPP.	GP	GS	G	A	PTS.	SH.	S.O.G.	MIN.
@ UofSC	---	---	---	---	---	---	---	---
v. UAB	X	X	---	---	---	3	---	81
@ UNC*	X	X	---	---	---	1	---	83
v. WF*	X	X	---	---	---	2	---	90
v. Duke*	X	X	---	---	---	1	---	101
@ NC St.*	X	X	---	---	---	1	---	90
v. UNC*	X	X	---	---	---	1	1	110
@ WF*	X	---	---	---	---	---	---	68
v. VT	X	X	---	---	---	---	---	90
TOTALS	8	7	---	---	---	9	1	713

CAREER STATS

YEAR	GP-GS	G	A	PTS.	SH.	S.O.G.
2019-20	22-20	2	8	12	34	8
2020-21	8-7	0	0	0	9	1
TOTALS	30-27	2	8	12	43	9



INDIVIDUAL STATISTICS

(Clicking on a player's headshot will take you to their online bio)



22

Trevor
MANION
Fr. // Goalkeeper // 6-3, 190
Phoenixville, Pa.

2020 SEASON STATS								
OPP.	GP	GS	G	A	PTS.	SAVES	SAVE%	MIN.
@ UofSC	---	---	---	---	---	---	---	---
v. UAB	---	---	---	---	---	---	---	---
@ UNC*	---	---	---	---	---	---	---	---
v. WF*	---	---	---	---	---	---	---	---
v. Duke*	---	---	---	---	---	---	---	---
@ NC St.*	---	---	---	---	---	---	---	---
v. UNC*	---	---	---	---	---	---	---	---
@ WF*	---	---	---	---	---	---	---	---
v. VT	---	---	---	---	---	---	---	---
TOTALS								

CAREER STATS						
YEAR	GP-GS	G	A	PTS.	SH.	S.O.G.
2020-21	---	---	---	---	---	---
TOTALS						



23

Josh
HALLENBERGER
Fr. // Forward // 5-10, 155
San Antonio, Texas

2020 SEASON STATS								
OPP.	GP	GS	G	A	PTS.	SH.	S.O.G.	MIN.
@ UofSC	---	---	---	---	---	---	---	---
v. UAB	---	---	---	---	---	---	---	---
@ UNC*	---	---	---	---	---	---	---	---
v. WF*	---	---	---	---	---	---	---	---
v. Duke*	---	---	---	---	---	---	---	---
@ NC St.*	---	---	---	---	---	---	---	---
v. UNC*	X	---	---	---	---	---	---	3
@ WF*	---	---	---	---	---	---	---	---
v. VT	---	---	---	---	---	---	---	---
TOTALS	1	0	---	---	---	---	---	3

CAREER STATS						
YEAR	GP-GS	G	A	PTS.	SH.	S.O.G.
2020-21	1-0	0	0	0	0	0
TOTALS	1-0	0	0	0	0	0



24

Stirling
RUSSELL
*Jr. // Mid./Def. // 5-11, 165
Bellevue, Wash.

2020 SEASON STATS								
OPP.	GP	GS	G	A	PTS.	SH.	S.O.G.	MIN.
@ UofSC	X	---	---	---	---	---	---	6
v. UAB	X	---	---	---	---	---	---	9
@ UNC*	X	---	---	---	---	---	---	7
v. WF*	---	---	---	---	---	---	---	---
v. Duke*	X	---	---	---	---	---	---	20
@ NC St.*	---	---	---	---	---	---	---	---
v. UNC*	---	---	---	---	---	---	---	---
@ WF*	---	---	---	---	---	---	---	---
v. VT	X	---	---	---	---	---	---	46*
TOTALS	5	0	---	---	---	---	---	88

CAREER STATS						
YEAR	GP-GS	G	A	PTS.	SH.	S.O.G.
2017-18	Redshirt @ Washington					
2018-19	2-0	0	0	0	0	0
2019-20	11-0	0	1	1	2	0
2020-21	5-0	0	0	0	0	0
TOTALS	18-0	0	1	1	2	0



25

James
BRIGHTON
*So. // Forward // 6-1, 190
Hilton Head Island, S.C.

2020 SEASON STATS								
OPP.	GP	GS	G	A	PTS.	SH.	S.O.G.	MIN.
@ UofSC	X	---	---	---	---	3	1	27
v. UAB	---	---	---	---	---	---	---	---
@ UNC*	X	---	---	---	---	---	---	44
v. WF*	X	X	---	---	---	1	1	76
v. Duke*	X	X	2	---	4	3	3	90
@ NC St.*	X	X	---	---	---	4	3	58
v. UNC*	X	X	---	---	---	3	1	78
@ WF*	X	X	---	---	---	2	1	73
v. VT	X	---	1	---	2	1	1	45
TOTALS	8	5	3	0	6	17	11	491

CAREER STATS						
YEAR	GP-GS	G	A	PTS.	SH.	S.O.G.
2018-19	Redshirt @ Clemson					
2019-20	21-11	6	2	14	30	15
2020-21	8-5	3	1	6	17	11
TOTALS	29-16	9	3	20	47	26



26

Jake
BARRON
*So. // Defender // 6-2, 175
Orlando, Fla.

2020 SEASON STATS								
OPP.	GP	GS	G	A	PTS.	SH.	S.O.G.	MIN.
@ UofSC	X	---	---	---	---	---	---	6
v. UAB	---	---	---	---	---	---	---	---
@ UNC*	---	---	---	---	---	---	---	---
v. WF*	---	---	---	---	---	---	---	---
v. Duke*	---	---	---	---	---	---	---	---
@ NC St.*	---	---	---	---	---	---	---	---
v. UNC*	---	---	---	---	---	---	---	---
@ WF*	---	---	---	---	---	---	---	---
v. VT	X	---	---	---	---	---	---	---
TOTALS	2	0	---	---	---	---	---	6

CAREER STATS						
YEAR	GP-GS	G	A	PTS.	SH.	S.O.G.
2018-19	1-0	0	0	0	0	0
2019-20	Redshirt @ Clemson					
2020-21	2-0	0	0	0	0	0
TOTALS	3-0	0	0	0	0	0



27

Isaiah
REID
So. // Def./Fwd. // 5-10, 155
Rock Hill, S.C.

2020 SEASON STATS								
OPP.	GP	GS	G	A	PTS.	SH.	S.O.G.	MIN.
@ UofSC	X	---	---	---	---	2	1	28
v. UAB	X	---	---	---	---	2	---	24
@ UNC*	---	---	---	---	---	---	---	---
v. WF*	---	---	---	---	---	---	---	---
v. Duke*	X	---	---	---	---	---	---	74
@ NC St.*	X	---	---	---	---	---	---	6
v. UNC*	X	---	---	---	---	---	---	3
@ WF*	X	X	---	---	---	---	---	22
v. VT	X	---	---	---	---	---	---	41
TOTALS	7	1	---	---	---	4	1	198

CAREER STATS						
YEAR	GP-GS	G	A	PTS.	SH.	S.O.G.
2019-20	7-2	0	0	0	2	1
2020-21	7-1	0	0	0	4	1
TOTALS	14-3	0	0	0	6	2

INDIVIDUAL STATISTICS

(Clicking on a player's headshot will take you to their online bio)



28

Matthew BOBERG
*Fr. // Forward // 5-5, 140
Brownsburg, Ind.

2020 SEASON STATS

OPP.	GP	GS	G	A	PTS.	SH.	S.O.G.	MIN.
@ UofSC	---	---	---	---	---	---	---	---
v. UAB	---	---	---	---	---	---	---	---
@ UNC*	---	---	---	---	---	---	---	---
v. WF*	---	---	---	---	---	---	---	---
v. Duke*	---	---	---	---	---	---	---	---
@ NC St.*	---	---	---	---	---	---	---	---
v. UNC*	---	---	---	---	---	---	---	---
@ WF*	---	---	---	---	---	---	---	---
v. VT	---	---	---	---	---	---	---	---
TOTALS								

CAREER STATS

YEAR	GP-GS	G	A	PTS.	SH.	S.O.G.
2019-20	Redshirt @ Clemson					
2020-21	---	---	---	---	---	---
TOTALS						



29

Brandon PARRISH
Fr. // Midfielder // 5-10, 165
Nashville, Tenn.

2020 SEASON STATS

OPP.	GP	GS	G	A	PTS.	SH.	S.O.G.	MIN.
@ UofSC	X	---	---	---	---	---	---	14
v. UAB	X	---	---	---	---	1	---	9
@ UNC*	---	---	---	---	---	---	---	---
v. WF*	X	---	---	---	---	1	1	24
v. Duke*	X	---	---	---	---	---	---	33
@ NC St.*	---	---	---	---	---	---	---	---
v. UNC*	---	---	---	---	---	---	---	---
@ WF*	---	---	---	---	---	---	---	---
v. VT	X	---	---	---	---	---	---	44
TOTALS	5	0	---	---	---	2	1	122

CAREER STATS

YEAR	GP-GS	G	A	PTS.	SH.	S.O.G.
2020-21	5-0	0	0	0	2	1
TOTALS	5-0	0	0	0	2	1



30

Titus SANDY JR.
Fr. // Defender // 5-11, 165
Charlotte, N.C.

2020 SEASON STATS

OPP.	GP	GS	G	A	PTS.	SH.	S.O.G.	MIN.
@ UofSC	---	---	---	---	---	---	---	---
v. UAB	---	---	---	---	---	---	---	---
@ UNC*	---	---	---	---	---	---	---	---
v. WF*	---	---	---	---	---	---	---	---
v. Duke*	---	---	---	---	---	---	---	---
@ NC St.*	---	---	---	---	---	---	---	---
v. UNC*	---	---	---	---	---	---	---	---
@ WF*	---	---	---	---	---	---	---	---
v. VT	---	---	---	---	---	---	---	---
TOTALS								

CAREER STATS

YEAR	GP-GS	G	A	PTS.	SH.	S.O.G.
2020-21	---	---	---	---	---	---
TOTALS						



32

Tyler HUTCHINSON
Fr. // Defender // 5-9, 160
Cliffside Park, N.J.

2020 SEASON STATS

OPP.	GP	GS	G	A	PTS.	SH.	S.O.G.	MIN.
@ UofSC	---	---	---	---	---	---	---	---
v. UAB	---	---	---	---	---	---	---	---
@ UNC*	---	---	---	---	---	---	---	---
v. WF*	---	---	---	---	---	---	---	---
v. Duke*	---	---	---	---	---	---	---	---
@ NC St.*	---	---	---	---	---	---	---	---
v. UNC*	---	---	---	---	---	---	---	---
@ WF*	---	---	---	---	---	---	---	---
v. VT	---	---	---	---	---	---	---	---
TOTALS								

CAREER STATS

YEAR	GP-GS	G	A	PTS.	SH.	S.O.G.
2020-21	---	---	---	---	---	---
TOTALS						

2020 COMBINED STATS



2020-21 Clemson Men's Soccer Combined Statistics All games

Page 1/1
as of Nov 15, 2020

Date	Opponent		Score	Att.
10/01/2020	at South Carolina	W	3-0	460
10/05/2020	UAB	W	2-0	748
* 10/09/2020	at North Carolina	L	0-1	0
* 10/13/2020	Wake Forest	W	2-1	1000
* 10/16/2020	Duke	Wot2	2-1	1000
* 10/23/2020	at NC State	W	1-0	88
* 10/27/2020	North Carolina	Tot2	3-3	1000
* 10/30/2020	at Wake Forest	L	0-2	0
11/15/2020	vs Virginia Tech	W	4-1	0

Team statistics

	CLEM	OPP
SHOT STATISTICS		
Goals-Shot attempts	17-128	9-93
Goals scored per game	1.89	1
Shot pct.	.133	.097
Shots on goal-Attempts	56-128	32-93
SOG pct.	.438	.344
Shots/Game	14.2	10.3
Assists	15	9
GOAL BREAKDOWN		
Total Goals	17	9
Penalty	1	0
Unassisted	-	-
Overtime	1	0
Goals scored average	1.89	1
CORNER KICKS		
Goals off corners	-	-
PENALTY KICKS		
	1-1	0-0
OFFSIDES		
	24	15
PENALTIES		
Fouls	122	103
Yellow cards	17	17
Red cards	1	1
ATTENDANCE		
Total	3748	548
Dates/Avg Per Date	4/937	4/137
Neutral Site #/Avg	1/0	-

Record	Overall	Home	Away	Neutral
All Games	6-2-1	3-0-1	2-2-0	1-0-0
Conference	3-2-1	2-0-1	1-2-0	0-0-0
Non-Conference	3-0-0	1-0-0	1-0-0	1-0-0

# Player	GP	G	A	PTS	SH	SH%	SOG	SOG%	GWG	PK-ATT
9 Smith, Kimarni	9	7	3	17	24	.292	14	.583	1	0-0
11 Barber, Grayson	9	2	5	9	26	.077	10	.385	1	0-0
25 Brighton, James	8	3	0	6	17	.176	11	.647	1	0-0
14 Seye, Mohamed	4	2	1	5	5	.400	3	.600	1	0-0
8 Johnson, Callum	9	1	2	4	13	.077	6	.462	0	1-1
10 Fernandez-Salvador, Luis Felipe	9	1	2	4	8	.125	2	.250	1	0-0
4 Malou, Justin	9	1	0	2	2	.500	1	.500	1	0-0
17 McNeill, Quinn	7	0	1	1	4	.000	2	.500	0	0-0
15 Asensio, Charlie	9	0	1	1	1	.000	0	.000	0	0-0
20 Mayaka, Philip	8	0	0	0	9	.000	1	.111	0	0-0
19 Matlashewski, Chris	6	0	0	0	7	.000	3	.429	0	0-0
18 Gomez, Alvaro	4	0	0	0	4	.000	0	.000	0	0-0
27 Reid, Isaiah	7	0	0	0	4	.000	1	.250	0	0-0
29 Parrish, Brandon	5	0	0	0	2	.000	1	.500	0	0-0
3 Agren, Oskar	9	0	0	0	2	.000	1	.500	0	0-0
23 Hallenberger, Josh	1	0	0	0	0	.000	0	.000	0	0-0
24 Russell, Stirling	5	0	0	0	0	.000	0	.000	0	0-0
26 Barron, Jake	2	0	0	0	0	.000	0	.000	0	0-0
1 Marks, George	9	0	0	0	0	.000	0	.000	0	0-0
0 Fisher, Max	2	0	0	0	0	.000	0	.000	0	0-0
13 Martin, John	9	0	0	0	0	.000	0	.000	0	0-0
12 Montana, Enrique	5	0	0	0	0	.000	0	.000	0	0-0
6 Sullivan, Dylan	5	0	0	0	0	.000	0	.000	0	0-0
2 Erkens, Ben	2	0	0	0	0	.000	0	.000	0	0-0
Total	9	17	15	49	128	.133	56	.438	-	1-1
Opponents	9	9	9	27	93	.097	32	.344	-	0-0

##	Goalie	GP	MIN.	GA	GAAVG	SAVES	PCT	W-L-T	SHO/CBO
1	Marks, George	9	769:06	9	1.05	21	.700	5-2-1	1/2
0	Fisher, Max	2	71:10	0	0.00	1	1.000	1-0-0	0/2
TM	TEAM	-	00:00	0	0.00	1	1.000	0-0-0	0/0
Total		9	840:16	9	0.96	23	.719	6-2-1	3
Opponents		9	840:16	17	1.82	39	.696	2-6-1	2

Goals by Periods

Team	1st	2nd	OT1	OT2	TOTAL
Clem	7	9	0	1	17
Opponents	2	7	0	0	9

Shots by Periods

Team	1st	2nd	OT1	OT2	TOTAL
Clem	71	55	1	1	128
Opponents	31	62	0	0	93

Saves by Periods

Team	1st	2nd	OT1	OT2	TOTAL
Clem	8	15	0	0	23
Opponents	25	14	0	0	39

Corners by Periods

Team	1st	2nd	OT1	OT2	TOTAL
Clem	22	23	1	1	47
Opponents	20	21	0	0	41

Fouls by Periods

Team	1st	2nd	OT1	OT2	TOTAL
Clem	52	65	4	1	122
Opponents	52	46	3	2	103



2020 EXTENDED STATS



2020-21 Clemson Men's Soccer Extended Individual Statistics All games

Page 1/1
as of Nov 15, 2020

Game Records

Overall	Conference	Home	Away	Neutral
6 - 2 - 1	3 - 2 - 1	3 - 0 - 1	2 - 2 - 0	1 - 0 - 0

Team Box Score Extended

No.	Player	GP-GS	G	GPG	A	APG	PTS	PPG	SH	SPG	SH%	SOG	SOG/G	SOG%	YC	RC	GWG	PK-ATT
9	Smith, Kimarni	9-8	7	0.78	3	0.33	17	1.89	24	2.67	.292	14	1.56	.583	0	0	1	0-0
11	Barber, Grayson	9-9	2	0.22	5	0.56	9	1.00	26	2.89	.077	10	1.11	.385	3	0	1	0-0
25	Brighton, James	8-5	3	0.38	0	0.00	6	0.75	17	2.13	.176	11	1.38	.647	0	0	1	0-0
14	Seye, Mohamed	4-2	2	0.50	1	0.25	5	1.25	5	1.25	.400	3	0.75	.600	1	1	1	0-0
8	Johnson, Callum	9-8	1	0.11	2	0.22	4	0.44	13	1.44	.077	6	0.67	.462	2	0	0	1-1
10	Fernandez-Salvador, Luis Felipe	9-8	1	0.11	2	0.22	4	0.44	8	0.89	.125	2	0.22	.250	2	0	1	0-0
4	Malou, Justin	9-9	1	0.11	0	0.00	2	0.22	2	0.22	.500	1	0.11	.500	0	0	1	0-0
17	McNeill, Quinn	7-3	0	0.00	1	0.14	1	0.14	4	0.57	.000	2	0.29	.500	1	0	0	0-0
15	Asensio, Charlie	9-9	0	0.00	1	0.11	1	0.11	1	0.11	.000	0	0.00	.000	1	0	0	0-0
20	Mayaka, Philip	8-7	0	0.00	0	0.00	0	0.00	9	1.13	.000	1	0.13	.111	3	0	0	0-0
19	Matlashewski, Chris	6-0	0	0.00	0	0.00	0	0.00	7	1.17	.000	3	0.50	.429	0	0	0	0-0
18	Gomez, Alvaro	4-3	0	0.00	0	0.00	0	0.00	4	1.00	.000	0	0.00	.000	0	0	0	0-0
27	Reid, Isaiah	7-1	0	0.00	0	0.00	0	0.00	4	0.57	.000	1	0.14	.250	0	0	0	0-0
29	Parrish, Brandon	5-0	0	0.00	0	0.00	0	0.00	2	0.40	.000	1	0.20	.500	0	0	0	0-0
3	Ågren, Oskar	9-9	0	0.00	0	0.00	0	0.00	2	0.22	.000	1	0.11	.500	2	0	0	0-0
23	Hallenberger, Josh	1-0	0	0.00	0	0.00	0	0.00	0	0.00	.000	0	0.00	.000	0	0	0	0-0
24	Russell, Stirling	5-0	0	0.00	0	0.00	0	0.00	0	0.00	.000	0	0.00	.000	1	0	0	0-0
26	Barron, Jake	2-0	0	0.00	0	0.00	0	0.00	0	0.00	.000	0	0.00	.000	0	0	0	0-0
1	Marks, George	9-8	0	0.00	0	0.00	0	0.00	0	0.00	.000	0	0.00	.000	0	0	0	0-0
0	Fisher, Max	2-1	0	0.00	0	0.00	0	0.00	0	0.00	.000	0	0.00	.000	0	0	0	0-0
13	Martin, John	9-6	0	0.00	0	0.00	0	0.00	0	0.00	.000	0	0.00	.000	0	0	0	0-0
12	Montana, Enrique	5-2	0	0.00	0	0.00	0	0.00	0	0.00	.000	0	0.00	.000	0	0	0	0-0
6	Sullivan, Dylan	5-1	0	0.00	0	0.00	0	0.00	0	0.00	.000	0	0.00	.000	0	0	0	0-0
2	Erkens, Ben	2-0	0	0.00	0	0.00	0	0.00	0	0.00	.000	0	0.00	.000	0	0	0	0-0
Total		9	17	1.89	15	1.67	49	5.44	128	14.22	.133	56	6.22	.438	17	1	-	1-1
Opponents		9	9	1.00	9	1.00	27	3.00	93	10.33	.097	32	3.56	.344	17	1	-	0-0

##	Player	GP-GS	MINUTES	GA	GA/AVG	SAVES	SAVES/G	SAVES%	W	L	T	SHO/CBO
1	Marks, George	9-8	769:06	9	1.05	21	2.33	.700	5	2	1	1/2
0	Fisher, Max	2-1	71:10	0	0.00	1	0.50	1.000	1	0	0	0/2
TM	TEAM	-	00:00	0	0.00	1	0.11	1.000	0	0	0	0/0
Total		9	840:16	9	0.96	23	2.56	.719	6	2	1	3
Opponents		9	840:16	17	1.82	39	4.33	.696	2	6	1	2

Goals by Periods

Team	1st	2nd	OT1	OT2	TOTAL
Clem	7	9	0	1	17
Opponents	2	7	0	0	9

Corners by Periods

Team	1st	2nd	OT1	OT2	TOTAL
Clem	22	23	1	1	47
Opponents	20	21	0	0	41

Shots by Periods

Team	1st	2nd	OT1	OT2	TOTAL
Clem	71	55	1	1	128
Opponents	31	62	0	0	93

Fouls by Periods

Team	1st	2nd	OT1	OT2	TOTAL
Clem	52	65	4	1	122
Opponents	52	46	3	2	103

Saves by Periods

Team	1st	2nd	OT1	OT2	TOTAL
Clem	8	15	0	0	23
Opponents	25	14	0	0	39

Attendance Summary

	CLEM	Opponents
Total	3748	548
Dates/Avg Per Date	4 / 937	4 / 137
Neutral Site #/Avg	1 / 0	



2020 STAT LEADERS



2020-21 Clemson Men's Soccer Category Leaders All games

Page 1/1
as of Nov 15, 2020

##	Points	GP	G	A	Pts	Shots
9	Smith, Kimarni	9	7	3	17	24
11	Barber, Grayson	9	2	5	9	26
25	Brighton, James	8	3	0	6	17
14	Seye, Mohamed	4	2	1	5	5
8	Johnson, Callum	9	1	2	4	13
10	Fernandez-Salvador, Luis Felipe	9	1	2	4	8
4	Malou, Justin	9	1	0	2	2

##	Shots	GP	G	A	Shots	Shot%
11	Barber, Grayson	9	2	5	26	.077
9	Smith, Kimarni	9	7	3	24	.292
25	Brighton, James	8	3	0	17	.176
8	Johnson, Callum	9	1	2	13	.077
20	Mayaka, Philip	8	0	0	9	.000
10	Fernandez-Salvador, Luis Felipe	9	1	2	8	.125
19	Matlashewski, Chris	6	0	0	7	.000
14	Seye, Mohamed	4	2	1	5	.400
17	McNeill, Quinn	7	0	1	4	.000
18	Gomez, Alvaro	4	0	0	4	.000
27	Reid, Isaiah	7	0	0	4	.000

##	Goals	GP	G	A	Pts	Shots
9	Smith, Kimarni	9	7	3	17	24
25	Brighton, James	8	3	0	6	17
14	Seye, Mohamed	4	2	1	5	5
11	Barber, Grayson	9	2	5	9	26
8	Johnson, Callum	9	1	2	4	13
10	Fernandez-Salvador, Luis Felipe	9	1	2	4	8
4	Malou, Justin	9	1	0	2	2

##	Shots On Goal	GP	G	A	Shots	Sog	Sog%
9	Smith, Kimarni	9	7	3	24	14	.583
25	Brighton, James	8	3	0	17	11	.647
11	Barber, Grayson	9	2	5	26	10	.385
8	Johnson, Callum	9	1	2	13	6	.462
14	Seye, Mohamed	4	2	1	5	3	.600
19	Matlashewski, Chris	6	0	0	7	3	.429
10	Fernandez-Salvador, Luis Felipe	9	1	2	8	2	.250
17	McNeill, Quinn	7	0	1	4	2	.500
3	Ågren, Oskar	9	0	0	2	1	.500
4	Malou, Justin	9	1	0	2	1	.500
29	Parrish, Brandon	5	0	0	2	1	.500
20	Mayaka, Philip	8	0	0	9	1	.111
27	Reid, Isaiah	7	0	0	4	1	.250

##	Assists	GP	G	A	Pts	Shots
11	Barber, Grayson	9	2	5	9	26
9	Smith, Kimarni	9	7	3	17	24
8	Johnson, Callum	9	1	2	4	13
10	Fernandez-Salvador, Luis Felipe	9	1	2	4	8
17	McNeill, Quinn	7	0	1	1	4
14	Seye, Mohamed	4	2	1	5	5
15	Asensio, Charlie	9	0	1	1	1



2020 COMBINED/ACC STATS



2020-21 Clemson Men's Soccer Overall/Conference Statistics All games

Page 1/2
as of Nov 15, 2020

Game Records

Overall	Conference	Home	Away	Neutral
6 - 2 - 1	3 - 2 - 1	3 - 0 - 1	2 - 2 - 0	1 - 0 - 0

Overall

##	Player	GP-GS	G	A	PTS	SH	SH%	SOG	SOG%	GW	PK
9	Smith, Kimarni	9-8	7	3	17	24	.292	14	.583	1	0
11	Barber, Grayson	9-9	2	5	9	26	.077	10	.385	1	0
25	Brighton, James	8-5	3	0	6	17	.176	11	.647	1	0
14	Seye, Mohamed	4-2	2	1	5	5	.400	3	.600	1	0
8	Johnson, Callum	9-8	1	2	4	13	.077	6	.462	0	1
10	Fernandez-Salvador, Luis Felipe	9-8	1	2	4	8	.125	2	.250	1	0
4	Malou, Justin	9-9	1	0	2	2	.500	1	.500	1	0
17	McNeill, Quinn	7-3	0	1	1	4	.000	2	.500	0	0
15	Asensio, Charlie	9-9	0	1	1	1	.000	0	.000	0	0
20	Mayaka, Philip	8-7	0	0	0	9	.000	1	.111	0	0
19	Matlashewski, Chris	6-0	0	0	0	7	.000	3	.429	0	0
18	Gomez, Alvaro	4-3	0	0	0	4	.000	0	.000	0	0
27	Reid, Isaiah	7-1	0	0	0	4	.000	1	.250	0	0
29	Parrish, Brandon	5-0	0	0	0	2	.000	1	.500	0	0
3	Ågren, Oskar	9-9	0	0	0	2	.000	1	.500	0	0
23	Hallenberger, Josh	1-0	0	0	0	0	.000	0	.000	0	0
24	Russell, Stirling	5-0	0	0	0	0	.000	0	.000	0	0
26	Barron, Jake	2-0	0	0	0	0	.000	0	.000	0	0
1	Marks, George	9-8	0	0	0	0	.000	0	.000	0	0
0	Fisher, Max	2-1	0	0	0	0	.000	0	.000	0	0
13	Martin, John	9-6	0	0	0	0	.000	0	.000	0	0
12	Montana, Enrique	5-2	0	0	0	0	.000	0	.000	0	0
6	Sullivan, Dylan	5-1	0	0	0	0	.000	0	.000	0	0
2	Erkens, Ben	2-0	0	0	0	0	.000	0	.000	0	0
Total		9	17	15	49	128	.133	56	.438	-	1
Opponents		9	9	9	27	93	.097	32	.344	-	0

Conference

GP-GS	G	A	PTS	SH	SH%	SOG	SOG%	GW	PK
6-5	3	2	8	14	.214	8	.571	0	0
6-6	2	2	6	14	.143	5	.357	1	0
6-5	2	0	4	13	.154	9	.692	1	0
2-0	0	0	0	0	.000	0	.000	0	0
6-5	0	1	1	8	.000	2	.250	0	0
6-5	1	1	3	6	.167	2	.333	1	0
6-6	0	0	0	1	.000	0	.000	0	0
5-2	0	0	0	3	.000	1	.333	0	0
6-6	0	0	0	0	.000	0	.000	0	0
6-5	0	0	0	6	.000	1	.167	0	0
4-0	0	0	0	1	.000	1	1.000	0	0
2-2	0	0	0	2	.000	0	.000	0	0
4-1	0	0	0	0	.000	0	.000	0	0
2-0	0	0	0	1	.000	1	1.000	0	0
6-6	0	0	0	2	.000	1	.500	0	0
1-0	0	0	0	0	.000	0	.000	0	0
2-0	0	0	0	0	.000	0	.000	0	0
0-0	0	0	0	0	.000	0	.000	0	0
6-6	0	0	0	0	.000	0	.000	0	0
0-0	0	0	0	0	.000	0	.000	0	0
6-4	0	0	0	0	.000	0	.000	0	0
2-1	0	0	0	0	.000	0	.000	0	0
4-1	0	0	0	0	.000	0	.000	0	0
1-0	0	0	0	0	.000	0	.000	0	0
6	8	6	22	71	.113	31	.437	-	0
6	8	8	24	62	.129	25	.403	-	0

##	Player	GP-GS	MIN.	GA	GA AVG	SAVES	PCT	W	L	T	SHO/CBO
1	Marks, George	9-8	769:06	9	1.05	21	.700	5	2	1	1/2
0	Fisher, Max	2-1	71:10	0	0.00	1	1.000	1	0	0	0/2
TM	TEAM	-	00:00	0	0.00	1	1.000	0	0	0	0/0
Total		9	840:16	9	0.96	23	.719	6	2	1	3
Opponents		9	840:16	17	1.82	39	.696	2	6	1	2

Shots by Periods

Team	1st	2nd	OT1	OT2	TOTAL
Clem	71	55	1	1	128
Opponents	31	62	0	0	93

Shots by Periods

Team	1st	2nd	OT1	OT2	TOTAL
Clem	41	28	1	1	71
Opponents	19	43	0	0	62

Goals by Periods

Team	1st	2nd	OT1	OT2	TOTAL
Clem	7	9	0	1	17
Opponents	2	7	0	0	9

Goals by Periods

Team	1st	2nd	OT1	OT2	TOTAL
Clem	1	6	0	1	8
Opponents	2	6	0	0	8

Saves by Periods

Team	1st	2nd	OT1	OT2	TOTAL
Clem	8	15	0	0	23
Opponents	25	14	0	0	39

Saves by Periods

Team	1st	2nd	OT1	OT2	TOTAL
Clem	6	11	0	0	17
Opponents	17	6	0	0	23

