



GEORGIA TECH BASKETBALL 2019-20

ACC Champions 1985, 1990, 1993 • Final Four 1990, 2004 • 16 NCAA Tournament appearances

2019-20 Schedule/Results

| | | | |
|-----|-----------------------------------|-------|---------------|
| O20 | GEORGIA COLLEGE (exh) | ACCNX | W, 98-76 |
| O27 | at Alabama (exh) | -- | L, 65-93 |
| N5 | at NC State [rv] | ACCN | W, 82-81 (ot) |
| N11 | ELON | ACCNX | W, 64-41 |
| N20 | at Georgia | SECN+ | L, 78-82 |
| N25 | ARKANSAS | ACCN | L, 61-62 (ot) |
| D1 | BETHUNE-COOKMAN | RSN | W, 68-65 |
| D4 | NEBRASKA+ | ESPNU | W, 73-56 |
| D7 | SYRACUSE | ACCN | L, 63-97 |
| D14 | at Kentucky [8/9] | ESPN | L, 53-67 |
| D18 | BALL STATE | RSN | L, 47-65 |
| D22 | vs. Boise State# | ESPNU | W, 74-60 |
| D23 | vs. Houston# | ESPN2 | L, 59-70 |
| D25 | at Hawai'i# | ESPN2 | W, 70-53 |
| D31 | at Florida State [18/20] | ESPNU | L, 58-70 |
| J4 | at North Carolina | ACCN | W, 96-83 |
| J8 | DUKE [2/2] | ACCN | L, 64-73 |
| J11 | at Boston College | ACCN | W, 71-52 |
| J15 | NOTRE DAME | ACCN | L, 74-78 |
| J18 | VIRGINIA [rv/rv] | ACCN | L, 58-63 |
| J22 | at Louisville [6/5] | RSN | L, 64-68 |
| J25 | NC STATE | RSN | W, 64-58 |
| J28 | MOREHOUSE | ACCNX | W, 82-54 |
| F1 | at Notre Dame | RSN | L, 72-80 |
| F4 | VIRGINIA TECH | ACCN | W, 76-57 |
| F8 | at Pittsburgh | RSN | L, 64-73 |
| F12 | LOUISVILLE [5/5] | ACCN | W, 64-58 |
| F19 | at Wake Forest | RSN | W, 86-79 |
| F22 | at Syracuse | RSN | L, 72-79 |
| F25 | CLEMSON | ACCN | W, 68-59 |
| F29 | MIAMI | ACCN | W, 63-57 |
| M4 | PITTSBURGH | RSN | W, 73-57 |
| M6 | at Clemson | ESPN2 | 7 p.m. |
| M10 | ACC Tournament (Greensboro, N.C.) | | |

+Big Ten-ACC Challenge; #Diamond Head Classic; Honolulu, Hawaii

All times Eastern; home games in ALL CAPS

(AP/USA) - rankings in AP/coaches polls at time of game, current rankings for upcoming games (rv=receiving votes)

TELEVISION: ESPN2

| | |
|--------------|-----------------|
| Play-by-play | Anish Shroff |
| Analyst | Malcolm Huckaby |

RADIO: Learfield IMG College/WCNN-Radio

| | |
|--------------|----------------------------------|
| Play-by-play | Andy Demetra |
| Analyst | Randy Waters |
| Engineer | Miller Pope |
| In Atlanta | 680 AM, 93.7 FM |
| Satellite | XM 380, Internet 970 |
| Online | GT Gameday App, Ramblinwreck.com |
| Tuneln | buzz.gt/LiveTuneln |

COMMUNICATIONS

| | |
|---------------|---|
| GTMBB contact | Mike Stamus |
| Phone | 404-894-5445 (ofc), 404-218-9723 (cell) |
| E-mail | mstamus@athletics.gatech.edu |

SOCIAL MEDIA: #TogetherWeSwarm

| | |
|------------------|-------------------------|
| Official Twitter | @GTMBB / @GTJoshPastner |
| Facebook | gtmensbasketball |
| Instagram | gtmensbasketball |

GEORGIA TECH (16-14, 10-9 ACC) vs. CLEMSON (15-14, 9-10 ACC)

GAME 31 • March 6, 2020 • 7 p.m. • Littlejohn Coliseum • Clemson, S.C.

About Friday's Game

Georgia Tech finishes off its 2019-20 season with a rare Friday night Atlantic Coast Conference game, visiting Clemson for the second of two scheduled meetings at 7 p.m. at Littlejohn Coliseum. The Yellow Jackets, who defeated the Tigers, 68-59, on Jan. 25 in Atlanta, are attempting to complete their first season sweep of Clemson since the 2004-05 season.

Georgia Tech update (16-14, 10-9 ACC) - After sweeping a three-game homestand with victories over Clemson, Miami and Pittsburgh, Georgia Tech looks to finish the 2019-20 season with a .500 road record in the ACC, post its first winning conference record since the 2003-04 season and secure at least a tie for fifth place in the ACC standings. The Yellow Jackets enter the final weekend tied with Syracuse for that position.

Clemson update (15-14, 9-10 ACC) - Clemson is in a three-way tie for seventh place in the ACC standings, having won four of its last six games, with the two losses on the road at Georgia Tech on Jan. 25 and Virginia Tech on Wednesday night. The Tigers are 6-3 at home in the ACC this season, having beaten Duke, Syracuse, Louisville and Florida State.

Broadcast information - Live television is on ESPN2. Online streaming is available via the ESPN app. Radio coverage is provided by Learfield IMG College (680 AM and 93.7 FM the Fan in Atlanta, Tuneln app). Tech's radio broadcast is available on satellite radio (XM ch. 380, internet ch. 970).

GAME INFORMATION

| | |
|--------------------|--|
| Event/Site | Clemson, S.C. |
| Venue | Littlejohn Coliseum (9,000) |
| Series vs. Clemson | Tech trails, 64-73 |
| On the road | Tech trails, 16-46 |
| Last meeting | Tech won, 68-59, on 2/25/20 in Atlanta |

GEORGIA TECH YELLOW JACKETS

| | |
|----------------------------------|------------------------------------|
| Rankings (AP/coaches/KenPom/NET) | nr nr 69 74 |
| Record breakdown | 10-6 home 5-7 away 1-1 neutral |
| Head coach | Josh Pastner (Arizona, 1997) |
| Career record/at GT | 231-140 (11th yr) 64-67 (4th yr) |
| Pastner vs. Clemson | 2-5! |
| Next game | November, 2020 |

! On-court record - 22 wins and 1 loss vacated by NCAA Committee on Infractions

CLEMSON TIGERS

| | |
|----------------------------------|---------------------------------------|
| Rankings (AP/coaches/KenPom/NET) | nr nr 70 81 |
| Record breakdown | 11-5 home 3-8 away 1-1 neutral |
| Head coach | Brad Brownell (DePauw, 1991) |
| Career Record/at Clemson | 351-226 (18th yr) 184-141 (10th yr) |
| Brownell vs. Georgia Tech | 16-5 |
| Next game | ACC Tournament |

ROSTER AT-A-GLANCE (#indicates last game starters)

| | | | | | | | | | |
|-----------|-------------------|-----|------|-----|-------|--------------------|------|-----|--|
| 10 | Jose Alvarado# | G | 6-0 | 179 | Jr. | Brooklyn, N.Y. | 14.4 | 3.5 | > ACC games: 16.2 ppg, 4.5 apg, 47.0% FG, 35.6% 3pt, 76.9% FT in ACC games |
| 1 | James Banks III# | F | 6-10 | 250 | Sr. | Decatur, Ga. | 9.5 | 7.5 | > ACC games: 9.6 ppg, 7.6 rpg, 55.0% FG; 13 career double-doubles, 6 this season |
| 34 | Niko Broadway | G | 6-3 | 180 | Fr. | Atlanta, Ga. | 0.7 | 1.3 | > Non-scholarship player in his first year with the program, scored first collegiate points vs. Morehouse |
| 13 | Coleman Boyd | G | 6-1 | 173 | Fr. | Smyrna, Ga. | 1.3 | 0.5 | > Non-scholarship player in his first year with the program, scored first collegiate points vs. Hawai'i |
| 3 | Evan Cole | F | 6-10 | 226 | Jr. | Cumming, Ga. | 4.6 | 3.6 | > ACC games: 4.6 ppg, 3.3 rpg, 47.5% FG; season high 11 points vs. NC State, 10 vs. Pitt |
| 0 | Michael Devoe# | G | 6-5 | 193 | So. | Orlando, Fla. | 15.9 | 3.9 | > ACC games: 14.3 ppg, 4.0 apg, 47.2% FG, 44.4% 3pt, 78.9% FT |
| 14 | David Didenko | F | 6-9 | 232 | So. | Yakutsk, Russia | 0.5 | 1.0 | > Signed with Tech out of Palm Beach State Community College, played in 6 games |
| 45 | Shaheed Medlock | G | 6-5 | 196 | Sr. | Waycross, Ga. | 0.0 | 0.0 | > Non-scholarship player in his third year with the program, played in 3 games this season |
| 12 | Khalid Moore | F | 6-7 | 203 | So. | Briarwood, N.Y. | 3.3 | 2.2 | > Started 12 games this season; played in 17 ACC games (10.9 mpg), started 3 games for inj Devoe |
| 11 | Bubba Parham | G | 5-10 | 160 | Jr. | Snellville, Ga. | 5.2 | 2.5 | > Six double-digit games this season, 3 in ACC games; 25.4 mpg vs. ACC; 13 assists, 7 turnovers last 7 games |
| 2 | Shembari Phillips | G | 6-4 | 210 | r-Sr. | Atlanta, Ga. | 1.6 | 0.5 | > Played in 14 games this season, limited minutes; season highs of 7 pts, 5 ast vs. Morehouse |
| 23 | Asanti Price | G | 6-5 | 177 | Fr. | Columbia, S.C. | 2.7 | 2.0 | > Played in 7 ACC games (9.6 mpg), 14.7 mpg for the season; high game 6 points vs. Nebraska |
| 55 | Malachi Rice | G | 6-0 | 186 | Jr. | Indianapolis, Ind. | 0.0 | 0.0 | > Non-scholarship player in his first year with the program, played in 1 game |
| 35 | Kristian Sjolund | G | 6-8 | 213 | So. | Kongsberg, Norway | -- | -- | > Has not played in 2019-20 (redshirting); last 8 games (started 4) of 2018-19 (54 pts, 11-of-34 3pt FG) |
| 4 | Jordan Usher# | G/F | 6-7 | 220 | Jr. | Canton, Ga. | 8.0 | 4.2 | > ACC games: 7.5 ppg, 4.2 rpg, 2.2 apg; double figures in 7 games this season, 74% from FT line |
| 5 | Moses Wright# | F | 6-9 | 230 | Jr. | Raleigh, N.C. | 13.2 | 7.0 | > ACC games: 13.7 ppg, 6.8 rpg, 50.7% FG, 24 blk; 23 double-figure scoring games this season |

TECH NOTEBOOK

Tech Team Statistics

| Category | 2019-20 | #ACC | *NCAA |
|--|---------|------|-------|
| Scoring offense | 68.7 | 11 | 249 |
| Scoring defense | 66.6 | 7 | 99 |
| Scoring margin | +2.1 | 10 | 168 |
| Field goal pct. | .453 | 4 | 100 |
| Field goal pct. def. | .401 | 3 | 43 |
| 3-pt FG pct. | .309 | 12 | 297 |
| 3-pt FG made | 5.2 | 15 | 334 |
| 3-pt FG pct. def. | .287 | 1 | 9 |
| 3-pt FG allowed | 5.4 | -- | -- |
| Free throw pct. | .670 | 14 | 292 |
| FT made | 12.7 | 8 | 203 |
| Rebound average | 36.3 | 6 | 129 |
| Rebound margin | +2.3 | 7 | 114 |
| O-Reb per game | 9.8 | 10 | 187 |
| D-Reb per game | 26.5 | 7 | 104 |
| Assists per game | 13.9 | 7 | 110 |
| Assist/TO ratio | 0.9 | 14 | 280 |
| Turnover margin | -2.1 | 14 | 309 |
| Turnovers per game | 16.1 | 15 | 336 |
| Turnovers forced | 14.0 | 6 | 114 |
| Blocks per game | 4.6 | 4 | 28 |
| Steals per game | 7.1 | 7 | 94 |
| Personal fouls per game | 19.0 | 14 | 284 |
| *ACC rankings through games of March 4 | | | |
| *NCAA rankings (350 teams ranked) through games of March 4 | | | |

Games Started

| Player | Consec. | 2019-20 | Career | Conf. |
|---|---------|---------|--------|-------|
| Jose Alvarado | - | 22 | 77 | 46 |
| James Banks III | 24 | 28 | 54 | 37 |
| Evan Cole | - | 2 | 12 | 7 |
| Michael Devoe | 8 | 27 | 50 | 36 |
| David Didenko | - | - | - | - |
| Khalid Moore | - | 12 | 22 | 10 |
| Shembari Phillips | 1 | 1 | 31 | 12 |
| Bubba Parham | - | 6 | 68 | 37 |
| Asanti Price | - | - | - | - |
| Kristian Sjolund | - | - | 3 | 3 |
| Jordan Usher | 22 | 22 | 26 | 17 |
| Moses Wright | 37 | 30 | 61 | 32 |
| *includes starts at previous school | | | | |
| Career ACC includes ACC Tournament starts | | | | |

Non-Conference Breakdown

| Team | Conf. | Record | Conf. | KP | NET |
|--|----------|--------|-------|-----|-----|
| Arkansas | SEC | 18-11 | 6-10 | 46 | 43 |
| Ball State | MAC | 16-13 | 9-7 | 128 | 118 |
| Bethune-Cookman | MEAC | 15-13 | 9-5 | 287 | 286 |
| Boise State | MW | 19-11 | 11-7 | 85 | 93 |
| Elon | CAA | 11-19 | 7-10 | 282 | 254 |
| Georgia | SEC | 15-14 | 5-11 | 100 | 92 |
| Hawaii | Big West | 16-12 | 7-7 | 212 | 215 |
| Houston | AAC | 22-7 | 12-4 | 11 | 19 |
| Kentucky | SEC | 24-5 | 14-2 | 30 | 22 |
| Nebraska | Big Ten | 7-21 | 2-15 | 146 | 193 |
| GT strength of schedule rank | | | | 35 | 33 |
| GT NC strength of schedule rank | | | | 54 | 89 |
| KP - KenPom.com, NET - NCAA NET rankings | | | | | |
| As of March 5 | | | | | |

The Tipoff

• **Never on Tuesday** - Because Georgia Tech has dropped the appeal of its postseason ban by the NCAA, it will not play in next week's ACC Tournament. It is worth noting, however, that the Yellow Jackets would be assured of a first-round bye for the first time since the conference expanded to 15 teams should they be playing next week. Tech enters the weekend in a tie with Syracuse for fifth place, and a win Friday would allow the Jackets to hold that position, which would be their highest ACC finish since tying for fourth place in 2005.

• **The News at Ten** - Tech's win over Pittsburgh gave it 10 ACC wins for the first time since the Yellow Jackets went 13-3 to win the 1995-96 regular season title in the ACC. Tech has won 10 or more ACC games only three times in its 41-year history in the conference.

• **Even it up** - Tech is assured of its first .500 or better season in the ACC since 2006-07 (8-8 in a 16-game schedule). Since its last regular-season ACC title in 1995-96, Tech has finished the regular season .500 in conference games just four times. Tech's last winning record in the ACC was 2003-04 (9-7), and the Jackets have posted only seven such seasons in 40 years in the league.

• **Home stretch** - Georgia Tech won its final seven home games (six of them ACC games) after starting the season 3-6 within the confines of McCamish Pavilion. Tech's six-game home ACC win streak is its longest since the Jackets went 8-0 at home in the conference in 1995-96.

• **More snacks** - Tech is 4-5 on the road this season in the ACC, having defeated NC State, North Carolina, Boston College and Wake Forest. It is the first time since the 2007-08 season (4-4 record) that the Yellow Jackets have won four ACC road games. The last time Tech won five conference road games was 1995-96 (5-3), when the Jackets finished 13-3 overall and won the ACC regular season title. It is the only time Tech has won as many as five ACC road games.

• **Never easy** - Since its 71-52 win at Boston College on Jan. 11, none of the Yellow Jackets' ACC games have been decided by more than nine points with the exception of their 76-57 win over Virginia Tech on Feb. 4 and their 73-57 win over Pitt Wednesday night. Only six of Tech's ACC games this season have been decided by double digits.

• **A make-or-miss game** - After ranking near the bottom of the ACC in shooting over the first three years under Josh Pastner, Georgia Tech now ranks No. 2 in the ACC in field goal percentage (46.3) against the conference, No. 6 in three-point percentage (33.8) and No. 9 in scoring (70.11). Tech has finished the season averaging 70 or more points against the ACC only once (2015-16) in the last nine years. **See chart on page 4.**

• **More balanced** - Tech ranks ninth in the ACC in scoring average in conference games (70.11) and sixth in scoring defense (69.58). The Jackets have typically ranked near the top in defense (average ranking 4.3) and near the bottom in offense (14.3) the last three seasons. Tech also ranks near the middle in offensive (9th) and defensive efficiency (5th) against the league, according to KenPom.com.

• **Clamping down** - Tech win its final six ACC games at home (NC State, Virginia Tech, Louisville, Clemson, Miami, Pittsburgh), holding all five to less than 60 points (57.7 ppg) and limiting them to 36.7 percent shooting from the floor, 18.1 percent from three-point range. **See chart on page 6.**

• **Twelve** - The number of games missed due to injury for Tech players this season. Tech has had its full roster available for only 15 games. Leading scorer Michael Devoe was sidelined for three games with an injured left foot. Reserve forward Evan Cole missed two games with an ankle sprain. Jordan Usher did not play in the season's first seven games, sitting out as a transfer.

• **Seven** - The number of different starting lineups Tech has used this season. The most frequent has been Jose Alvarado, Michael Devoe, Jordan Usher, Moses Wright and James Banks III, used 17 times in the last 21 games, interrupted

Series vs. Clemson (64-73!)

Home: 44-26!, Away: 16-46, Neutral: 4-1

| | |
|----------------------------|---------------------------|
| All Home Games: | 44-26! |
| At McCamish Pavilion: | 4-4! |
| At AMC: | 27-15 |
| At Phillips Arena: | 0-1 |
| At Georgia Dome: | 1-0 |
| In Atlanta: | 45-26! |
| All Road Games: | 16-46 |
| At Littlejohn Coliseum: | 8-39 |
| As ACC members: | 36-50! |
| In the ACC Tournament: | 4-1 |
| All Neutral Games: | 4-1 |
| As SIC members: | 8-5 |
| As SIAA members: | 3-2 |
| As SoCon members: | 6-5 |
| Under Whack Hyder: | 9-8 |
| Under Dwane Morrison: | 0-8 |
| Under Bobby Cremins: | 19-21 |
| Under Paul Hewitt: | 12-11 |
| Under Brian Gregory: | 2-8 |
| Under Josh Pastner: | 2-5! |
| Vs. Brad Brownell: | 5-16 |
| Longest Winning Streak: | 7 games (1943-66) |
| Longest Losing Streak: | 14 games (1972-82) |
| Most Points Scored: | 111 on 1-24-2001 |
| Fewest Points Scored: | 17 on 2-20-1920 |
| Most Points Allowed: | 108 on 1-24-2001 |
| Fewest Points Allowed: | 13 on 1-5-1924, 1-20-1937 |
| Largest Margin of Victory: | 38 on 1-20-1937 |
| Largest Margin of Defeat: | 29 on 1-8-1977 |

Recent Series Results

| | | | |
|--|-------|-----|---------|
| 1-24-2001..... | a | W | 111-108 |
| 2-25-2001..... | h10 | W | 85-64 |
| 1-5-2002..... | h10 | L | 76-83 |
| 2-6-2002..... | a | W | 74-50 |
| 2-5-2003..... | a | L | 67-69 |
| 3-8-2003..... | h10 | W | 66-56 |
| 1-27-2004..... | 14/16 | h10 | W 76-69 |
| 2-28-2004..... | 18/20 | a | W 79-60 |
| 2-8-2005..... | a | W | 70-62 |
| 3-5-2005..... | h10 | W | 64-56 |
| 1-21-2006..... | h10 | L | 63-73 |
| 3-4-2006..... | a | L | 82-95 |
| 1-6-2007..... | 23/18 | a | L 74-75 |
| 2-3-2007..... | 25/21 | h10 | W 80-62 |
| 2-14-2008..... | a | L | 67-82 |
| 3-6-2008..... | 24/N | h10 | W 80-75 |
| 1-25-2009..... | 10/9 | a | L 59-73 |
| 2-22-2009..... | 13/13 | h10 | L 73-81 |
| 3-12-2009..... | 17/18 | n4 | W 86-81 |
| 1-19-2010..... | 19/18 | h10 | W 66-64 |
| 3-2-2010..... | a | L | 80-91 |
| 1-12-2011..... | a | L | 62-87 |
| 2-5-2011..... | h10 | L | 56-65 |
| 1-21-2012..... | a | L | 62-64 |
| 2-21-2012..... | h12 | L | 37-56 |
| 1-29-2013..... | a | L | 60-63 |
| 2-14-2013..... | h15 | L | 53-56 |
| 2-4-2014..... | a | L | 41-45 |
| 2-22-2014..... | h15 | L | 55-63 |
| 3-13-2014 (ot)..... | n2 | L | 65-69 |
| 2-16-2015..... | h15 | W | 63-52 |
| 2-28-2015 (ot)..... | a | L | 63-70 |
| 2-13-2016..... | a1 | L | 52-66 |
| 2-23-2016..... | h15 | W | 75-73 |
| 3-9-2016 (ot)..... | n5 | W | 88-85 |
| 1-12-2017..... | h15 | ! | 75-63 |
| 2-1-2017..... | a | L | 62-74 |
| 1-28-2018..... | h15 | L | 70-72 |
| 2-24-2018..... | 15/17 | a | L 67-75 |
| 1-16-2019..... | a | L | 60-72 |
| 2-6-2019..... | h15 | L | 42-65 |
| 2-25-2020..... | h15 | W | 68-59 |
| h10-Alexander memorial Coliseum h12-Philips Arena; h15-McCamish Pavilion; a1-Bon Secours Wellness Arena (Greenville, S.C.); n2-ACC Tournament (Greensboro [N.C.] Coliseum); n5-ACC Tournament (Verizon Center, Washington, D.C.) | | | |
| !1/12/2017 victory vacated by NCAA Committee on Infractions | | | |
| ! Victory vacated by the NCAA Committee on Infractions | | | |

TECH NOTEBOOK

Just Georgia Tech, please...

The Georgia Institute of Technology is the official title, but Georgia Tech will work fine, or just Tech (unless you're in Virginia or Texas). We would appreciate it if you would use our name in those ways. Georgia Tech University is incorrect. Thank you.

Georgia Tech Quick Facts

| |
|---|
| Official Name: Georgia Institute of Technology |
| Location: Atlanta, Ga. |
| Enrollment: 32,700 |
| Founded: 1885 |
| Colors: Old Gold and White |
| Nickname: Yellow Jackets, Ramblin' Wreck |
| Mascot: Buzz (Yellow Jacket) |
| Fight Songs: Ramblin' Wreck, White and Gold |
| Conference: Atlantic Coast (ACC) |
| Home Arena: McCamish Pavilion (capacity 8,600) |
| President: Dr. Angel Cabrera |
| Director of Athletics: Todd Stansbury |
| Faculty Rep. for Athletics: Dr. Charles L. Isbell, Jr. |
| Head Coach: Josh Pastner (Arizona, 1997) |
| Record at Tech: 64-67 ! (4th season) |
| Overall: 231-140 ! (11th season) |
| ACC Regular Season: 30-43 ! |
| ACC Tournament: 0-3 |
| NCAA Tournament: 2-4 |
| Associate Head Coach: Eric Reveno (Stanford, 1989), 4th season |
| Assistant Coach: Julian Swartz (Carroll College, 2005), 4th season |
| Assistant Coach: Anthony Wilkins (Kent State, 2013), 2nd season |
| Assoc. Dir. of Player Personnel: B.J. Elder (Georgia Tech, 2014) |
| Director of Operations: Tyler Benson (St. Bonaventure, 2009) |
| Director of Scouting: Hayden Sheridan (Arizona, 2016) |
| Player Development Coach: Dr. Dan Taylor (Franklin Pierce, 2002) |
| Athletic Trainer: Richard Stewart (Salisbury, 2005) |
| <i>! On-court record (Georgia Tech had 22 wins and one loss during the 2016-17 and 2017-18 seasons vacated by the NCAA's Committee on Infractions.)</i> |

Basketball History

| |
|--|
| 105th season: 1st game, Feb. 17, 1906 vs. Auburn |
| All-time Record: 1,392-1,258 ! |
| Winning/Losing/500 Seasons: 53 / 47 / 4 |
| NCAA Appearances (16): 23-16 record |
| 1960, 1985, 1986, 1987, 1988, 1989, 1990, 1991, 1992, 1993, 1996, 2001, 2004, 2005, 2007, 2010 |
| Final Fours (2): 1990, 2004 |
| NIT Appearances (8): 10-8 record |
| 1970, 1971, 1984, 1994, 1998, 1999, 2003, 2016 |
| ACC Championships (3): 1985, 1990, 1993 |
| ACC Regular-Season Titles (2): 1985 (tie), 1996 |
| ACC Regular-Season Record (41st season): 264-385 ! |
| ACC Tournament Record: 26-37 |
| SEC Championships (1): 1938 |
| SEC Regular-Season Titles (1): 1937 |
| SEC Regular-Season Record (1932-64): 201-207 |
| Metro Conference Regular-Season Record (1975-78): 9-10 |
| Metro Conference Tournament Record: 4-3 |
| Record at McCamish Pavilion: 93-50 ! (7th season) |
| Record at Alexander Memorial Coliseum: 556-194 (55 seasons, 1956-2011) |
| Record at Philips Arena: 7-11 |
| Record at Arena at Gwinnett Center: 4-1 |
| Record at Georgia Dome: 9-5 |
| All-Time Head Coaches: 14 |
| ACC Head Coaches: 5 |
| All-America Selections: 14 (12 players) |
| Consensus All-Americans: 2 |
| First-Team All-Americans: 5 |
| National Players of the Year: 1 |
| All-ACC Selections: 52 times (31 players) |
| ACC Players of the Year: 2 |
| ACC Rookies of the Year: 11 |
| ACC Coaches of the Year: 5 (3 coaches) |
| ACC Tournament MVPs: 3 |
| ACC All-Freshman Team: 15 |

only by Devoe's injury that forced him to miss three games. Moses Wright is the only Jacket to start every game this season.

- **Guard's Game** - Tech has three starters averaging in double figures this season, but starting guards Michael Devoe and Jose Alvarado, Tech's two leading scorers, have accounted for 40.1 percent of the Yellow Jackets' points in ACC games, and 41.7 percent of the scoring in games in which they have both played.

- **All-for-ado** - Georgia Tech has averaged 70.1 points and shot 46.3 percent from the floor in the 21 games since Jose Alvarado returned to the court from injury Dec. 22. The Yellow Jackets have shot 50 percent or better in six of those games.

- **Wright stuff** - Moses Wright has scored 10 or more in all but seven games this season, and has doubled his scoring and rebounding averages over his sophomore season. He ranks 16th in the ACC in scoring, 14th in rebounding and third in field goal percentage. Until his 33 points at Syracuse, Wright had scored 20 or more in a game only once this season (22 at North Carolina on Jan. 4).

- **Big miss** - Jose Alvarado has averaged 15.2 points (45.9 FG pct., 34.9 3-pt pct.), 4.1 assists and 2.4 steals in 21 games since his return from an ankle injury on Dec. 22. He has scored 20 or more points seven times.

- **10-K** - Alvarado became the 45th Georgia Tech player to cross the 1,000-point career milestone with his first basket against Pittsburgh Wednesday night. The junior, who has missed 16 games to injury in his career, has 1,021 points.

- **The Brooklyn Burglar strikes again** - Alvarado was at his best thievery again Saturday night, getting seven steals in Tech's win over Miami. He set a Tech record back on Jan. 25 with nine against NC State, snapping the mark of eight set by another Brooklyn native, Kenny Anderson. Alvarado leads the ACC in steals in conference games.

- **Crack that whip** - Michael Devoe's line for last 10 ACC games (all in double digits) is 15.1 points per game, 4.8 assists per game, 51.3 percent (41-for-80) from the floor, 48.5 percent (16-for-33) from three-point range, 85.2 percent (23-for-27) from the free throw line. He has hit 44.4 percent of his threes in ACC games.

- **No ducking** - Georgia Tech's schedule is the 33rd-strongest in the nation according to the NCAA NET rankings. Tech is 2-7 against quad 1 teams and 4-6 against quad 2 teams, five of those games against non-conference teams. The Jackets have one remaining game against a quad 1 or 2 team (at Clemson). The Jackets' non-conference schedule rates 86th in the NET.

Series vs. Clemson

- This is the oldest and longest-running series the Yellow Jackets have with an ACC member. The 137 all-time meetings are more than 30 greater than Tech has played with any other ACC opponent. The series dates back to the 1912-13 season, when John Heisman coached the Tech basketball team.

- Clemson is one of two permanent home-and-away opponents on Tech's schedule each year (Notre Dame is the other).

- Clemson had won five straight meetings, sweeping the regular-season series each of the last two seasons, before Tech defeated the Tigers at home on Feb. 25.

- The Yellow Jackets trail 40-35 to the Tigers since joining the ACC.

- Tech has an all-time record of 44-26 against the Tigers at home, including a 27-15 record at Alexander Memorial Coliseum and a 4-4 mark at McCamish Pavilion.

- Tech is 2-5 under head coach Josh Pastner against Clemson (the one victory was vacated by the NCAA Committee on Infractions), and 5-16 vs. Tiger teams coached by Brad Brownell.

- Tech is just 16-46 all-time in games played at Clemson, including an 8-39 mark in Littlejohn Coliseum. The Jackets have lost 14 straight games on the road in the series,

Last Meeting vs. Clemson

GAME 28

Georgia Tech 68, Clemson 59

Feb. 25, 2020 • McCamish Pavilion

Jose Alvarado and Michael Devoe combined to score 33 of Georgia Tech's 68 points and the Yellow Jackets pulled away for their fifth straight home win, a 68-59 triumph over visiting Clemson at McCamish Pavilion.

Alvarado overcame an injury that forced him to momentarily leave the court midway through the first half to score 19 points on 8-of-14 shooting (3-of-5 from 3-point range). Devoe scored 14 points to go along with six rebounds and a game- and career-high eight assists. Moses Wright also reached double figures for the Yellow Jackets with 10 points.

Georgia Tech, which led wire-to-wire in its previous three home wins over Morehouse (Jan. 28), Virginia Tech (Feb. 4) and fifth-ranked Louisville (Feb. 12), was behind for only 10:25 of Tuesday's 40 minutes. The Jackets closed the first half with a 9-2 run to take a 34-29 halftime lead and never trailed after the break.

Tech limited Clemson, who had averaged 77 points and hit 34-of-68 threes in winning its last three games, to just 59 points and 2-of-20 from three-point range.

Aamir Simms led all scorers with 23 points for Clemson, while Al-Amir Dawes and Hunter Tyson each added 10.

CLEMSON (14-13, 8-9 ACC)

| Player | FG-A | 3P-A | FT-A | Reb | PF | Pts | A | TO | Bk | S | MIN |
|------------------|-----------------------|-----------------------|-------------|-----------|-----------|-----------|-----------|-----------|----------|----------|------------|
| Simms, Aamir | 10-16 | 1-4 | 2-3 | 5 | 3 | 23 | 2 | 6 | 2 | 1 | 35 |
| Tripp, Clyde | 1-2 | 0-1 | 0-0 | 2 | 0 | 2 | 1 | 3 | 0 | 0 | 16 |
| Dawes, Al-Amir | 4-10 | 1-4 | 1-2 | 5 | 1 | 10 | 4 | 3 | 0 | 4 | 35 |
| Mack, Tevin | 4-12 | 0-4 | 1-2 | 3 | 3 | 9 | 2 | 1 | 1 | 2 | 32 |
| Newman III, John | 1-7 | 0-1 | 0-1 | 5 | 1 | 2 | 4 | 1 | 0 | 0 | 28 |
| Tyson, Hunter | 3-5 | 0-2 | 4-4 | 4 | 1 | 10 | 1 | 0 | 0 | 1 | 17 |
| Scott, Curran | 1-3 | 0-1 | 1-2 | 1 | 3 | 3 | 1 | 1 | 0 | 0 | 12 |
| Hernandez, Alex | 0-3 | 0-3 | 0-0 | 2 | 1 | 0 | 0 | 0 | 0 | 0 | 15 |
| Moore, Kharon | 0-0 | 0-0 | 0-0 | 0 | 1 | 0 | 0 | 1 | 0 | 1 | 5 |
| Jemison, Trey | 0-0 | 0-0 | 0-0 | 0 | 1 | 0 | 0 | 0 | 0 | 0 | 5 |
| Totals | 24-58 | 2-20 | 9-14 | 31 | 15 | 59 | 15 | 16 | 3 | 9 | 200 |
| FG% | 1st Half: 13-27 48.1% | 2nd Half: 11-31 35.5% | Game: 41.4% | | | | | | | | |
| 3FG% | 1st Half: 1-7 14.3% | 2nd Half: 1-13 7.7% | Game: 10.0% | | | | | | | | |
| FT% | 1st Half: 2-3 66.7% | 2nd Half: 7-11 63.6% | Game: 64.3% | | | | | | | | |

GEORGIA TECH (14-14, 8-9 ACC)

| Player | FG-A | 3P-A | FT-A | Reb | PF | Pts | A | TO | Bk | S | MIN |
|------------------|-----------------------|-----------------------|-------------|-----------|-----------|-----------|-----------|-----------|----------|----------|------------|
| Usher, Jordan | 2-4 | 0-1 | 0-0 | 6 | 1 | 4 | 1 | 5 | 1 | 0 | 18 |
| Wright, Moses | 4-12 | 0-1 | 2-2 | 3 | 2 | 10 | 0 | 4 | 1 | 1 | 31 |
| Banks III, James | 2-4 | 0-0 | 3-5 | 8 | 2 | 7 | 0 | 0 | 1 | 4 | 31 |
| Devoe, Michael | 6-13 | 2-4 | 0-0 | 6 | 3 | 14 | 8 | 2 | 0 | 1 | 39 |
| Alvarado, Jose | 8-14 | 3-5 | 0-1 | 3 | 3 | 19 | 3 | 1 | 0 | 3 | 29 |
| Cole, Evan | 0-1 | 0-1 | 0-0 | 0 | 1 | 0 | 0 | 1 | 0 | 0 | 4 |
| Parham, Bubba | 2-5 | 1-3 | 3-3 | 4 | 3 | 8 | 1 | 3 | 0 | 0 | 35 |
| Moore, Khalid | 2-2 | 1-1 | 1-2 | 0 | 1 | 6 | 3 | 0 | 0 | 0 | 13 |
| Totals | 26-55 | 7-16 | 9-13 | 35 | 16 | 68 | 16 | 17 | 3 | 9 | 200 |
| FG% | 1st Half: 13-27 48.1% | 2nd Half: 13-28 46.4% | Game: 47.3% | | | | | | | | |
| 3FG% | 1st Half: 4-10 40.0% | 2nd Half: 3-6 50.0% | Game: 43.8% | | | | | | | | |
| FT% | 1st Half: 4-6 66.7% | 2nd Half: 5-7 71.4% | Game: 69.2% | | | | | | | | |

Score by Periods

| | 1st | 2nd | Total |
|--------------|-----|-----|-------|
| Clemson | 29 | 30 | 59 |
| Georgia Tech | 34 | 34 | 68 |

Officials: Ted Valentine, Ron Groover, Pat Driscoll

Attendance: 4763

Points in the paint: CU 34, GT 32. Points off turnovers: CU 18, GT 21.

2nd chance points: CU 8, GT 6. Fast break points: CU 8, GT 13.

Bench points: CU 13, GT 14. Score tied 8 times. Lead changed 7 times.

Last FG: CU 2nd 01:11, GT 2nd 00:24.

Largest lead: CU by 5 1st 08:33, GT by 13 2nd 04:38.

CU led for 10:25, GT led for 22:40. Game was tied for 06:55.

CU led for 00:00, GT led for 39:35. Game was tied for 00:25.

TECH NOTEBOOK

Tech's Record

| | 2019-20 | CJP |
|----------------------|---------|-------|
| At home | 10-6 | 50-23 |
| On the road | 5-7 | 12-35 |
| At neutral sites | 1-1 | 2-6 |
| Vs. top-10 opponents | 1-3 | 3-13 |
| Vs. top-25 opponents | 1-4 | 6-22 |
| Vs. teams over .500 | 12-14 | 39-58 |
| Vs. teams under .500 | 1-0 | 19-6 |
| Vs. teams at .500 | 3-0 | 5-2 |
| While in the top 25 | 0-0 | 0-0 |

| | | |
|----------------|-----|-------|
| In November | 2-2 | 14-6 |
| In December | 4-5 | 14-16 |
| In January | 4-4 | 17-17 |
| In February | 5-3 | 10-22 |
| In March/April | 1-0 | 9-5 |

| | | |
|------------------------|-----|-------|
| Wearing white uniforms | 9-6 | 47-23 |
| Wearing gold uniforms | 4-5 | 12-25 |
| Wearing navy uniforms | 3-3 | 6-15 |
| Wearing black uniforms | 0-0 | 0-0 |

| | | |
|---------------------------------------|-----|-------|
| Game is decided by 5 pts./fewer or OT | 3-5 | 14-16 |
| Game is decided by 10/fewer or OT | 7-9 | 29-33 |

| | | |
|---------------------------------|------|-------|
| Leading at the half | 11-2 | 48-14 |
| Trailing at the half | 5-12 | 15-52 |
| Tied at the half | 0-0 | 1-0 |
| Leading with 5:00 to play | 13-0 | 56-3 |
| Trailing with 5:00 to play | 2-12 | 5-61 |
| Tied with 5:00 to play | 1-2 | 2-2 |
| In overtime games | 1-1 | 3-2 |
| After a bye in the ACC schedule | 0-1 | 1-3 |

| | | |
|------------------------------------|------|-------|
| Tech scores 100 or more points | 0-0 | 0-0 |
| Tech scores 70 or more points | 10-4 | 42-12 |
| Tech scores fewer than 70 points | 6-10 | 22-55 |
| Opponent scores 100 or more points | 0-0 | 0-1 |
| Opponent scores 70 or more | 3-9 | 11-38 |
| Opponent scores fewer than 70 | 13-5 | 55-26 |
| Opponent scores fewer than 50 | 1-0 | 4-0 |

| | | |
|-------------------------------------|------|-------|
| Tech shoots 50 pct. or better | 6-2 | 22-7 |
| Opponent shoots 50 pct. or better | 0-2 | 1-13 |
| Opponent shoots under 40 pct. | 13-1 | 48-14 |
| Tech has a higher FG% than opponent | 16-7 | 62-17 |
| Tech has a lower FG% than opponent | 0-7 | 1-47 |
| FG percentage is even | 0-0 | 0-2 |

| | | |
|----------------------------|------|-------|
| Tech has more 3-point FGs | 8-5 | 19-15 |
| Tech has fewer 3-point FGs | 4-12 | 38-42 |
| 3-point FGs are even | 4-1 | 8-8 |

| | | |
|--------------------------------------|------|-------|
| Tech attempts more FT than opponent | 8-3 | 47-19 |
| Tech attempts fewer FT than opponent | 8-11 | 15-43 |
| Free throw attempts are even | 0-0 | 2-4 |

| | | |
|---------------------------|-----|-------|
| Tech outrebounds opponent | 9-6 | 34-18 |
| Opponent outrebounds Tech | 6-8 | 24-48 |
| Rebounds are even | 0-1 | 5-1 |

| | | |
|--|-------|-------|
| Tech has fewer turnovers than opponent | 5-2 | 27-17 |
| Tech has more turnovers than opponent | 10-12 | 34-41 |
| Turnovers are even | 1-0 | 4-6 |
| Tech has more assists than turnovers | 6-3 | 37-18 |

| | | |
|------------------------|------|-------|
| Committing more fouls | 9-10 | 14-39 |
| Committing fewer fouls | 7-4 | 45-20 |
| Fouls are even | 0-0 | 5-7 |

| | | |
|--|------|-------|
| 4/more Jackets score in double figures | 8-2 | 31-15 |
| A Jacket scores 20 or more | 10-7 | 35-31 |
| A Jacket scores 30 or more | 0-2 | 3-2 |

| | | |
|----------------------------|-----|-------|
| Scoring more bench points | 6-4 | 29-25 |
| Scoring fewer bench points | 9-8 | 33-37 |
| Bench scoring is even | 1-2 | 2-4 |

and 13 in a row at Littlejohn, dating back to their last victory on Feb. 8, 2005 (70-62). Tech was Clemson's first opponent in Littlejohn Coliseum back on Nov. 30, 1968. The Tigers won, 76-72.

- Tech's 111-108 win against the Tigers at Littlejohn Coliseum on Jan. 24, 2001 is the highest-scoring regulation game Tech has had with any ACC opponent. The Jackets defeated Florida State by the same score in Tallahassee (in two OTs) on Feb. 11, 1999, and lost to Wake Forest in the 2007 ACC Tournament, 114-112 in double-overtime.

- The Yellow Jackets have won three of four ACC Tournament meetings with the Tigers, including a 69-61 semi-final decision on the way to the 1993 conference title in Charlotte.

Last Time Out: Jackets Pound Pitt

Jose Alvarado scored a game-high 23 points and Georgia Tech men's basketball sent seniors James Banks and Shembari Phillips out with a 73-57 Senior Night victory over visiting Pitt on Wednesday night at McCamish Pavilion.

With the triumph, Georgia Tech (16-14, 10-9 ACC) clinched its first .500 record in Atlantic Coast Conference play in 13 years (2006-07) and reached double-digit ACC wins for the first time since it won the regular-season conference championship with a 13-3 league mark in 1995-96. The Yellow Jackets can finish above .500 in ACC play for the first time since 2003-04 with a win in Friday's season finale at Clemson (7 p.m. — ESPN2).

Wednesday's win was the Jackets' seventh-straight home victory and, for the fourth time during the seven-game win streak at McCamish Pavilion, Tech never trailed. Tech held all seven of those teams to fewer than 60 points.

Thirteen of Alvarado's 23 points came after the break, as Georgia Tech stretched its nine-point halftime advantage (30-21) to as many as 21 points. In addition to the 23 points, Alvarado pulled down nine rebounds, falling just one board short of a second-career double-double. With his first basket of the game, he reached the 1,000-point milestone for his career.

Michael Devove, Jordan Usher and Evan Cole rounded out four Yellow Jackets in double-figures with 13, 10 and 10 points, respectively. Banks pulled down nine rebounds in his final home game as a Jacket and Phillips drained a three-pointer before both players were removed to a standing ovation in the game's final minute.

What's Trending

- Among ACC teams (according to KenPom.com), Tech ranks No. 4 in effective field goal percentage (51.2) against the league, the Yellow Jackets' highest ranking in that category since they were No. 2 in 2010 (49.0). They also are No. 9 in offensive efficiency (99.8).

- The Jackets rank No. 1 in percentage of points scored on two-point field goals (58.3), and have been the No. 1 team in the ACC in that category all four years under Josh Pastner. Tech ranks No. 8 nationally in all games (59.2 pct.).

- Tech has exceeded 100 points per 100 possessions 11 times, eight of those games coming since Jan. 4 at North Carolina, which was the Jackets' highest efficiency rating of the season (132.2). In its last seven games, Tech exceeded 100 against Notre Dame (first meeting), Virginia Tech, Wake Forest and Pittsburgh (second meeting).

- Tech ranks No. 20 nationally in defensive efficiency according to KenPom.com (91.8 points per 100 possessions), No. 13 nationally in effective defensive field goal percentage (44.8) and No. 6 in three-point field goal defense (28.6).

- Tech has held 14 opponents this season under 40 percent from the floor (seven ACC opponents), and 11 under 30 percent from three-point range (six ACC opponents - Louisville 3-of-24, Clemson 2-for-20, Miami 2-for-17).

- Tech has held four opponents to their lowest offensive efficiency of the season, including two of its foes in Hawai'i -

A Make-or-Miss Game

Georgia Tech's offensive rankings vs. the ACC under Josh Pastner

| Year | PPG | FG Pct. | 3pt FG Pct. |
|---------|-----------|-----------|-------------|
| 2019-20 | 70.1 (9) | .463 (2) | .338 (6) |
| 2018-19 | 60.7 (15) | .426 (8) | .306 (12) |
| 2017-18 | 63.6 (14) | .419 (12) | .312 (15) |
| 2016-17 | 65.1 (14) | .434 (14) | .309 (15) |

Elon, Arkansas, Nebraska, Boise State. Seven other foes have posted one of their five lowest ratings against the Jackets.

- Tech's adjusted tempo is 69.9 possessions per game according to KenPom.com (No. 88 in the nation), its best rate and ranking in Josh Pastner's four years at Tech. The Yellow Jackets' tempo in league play (69.8) is the fourth-highest, hitting 70 or more in five of the last six games (Louisville, Wake Forest, Syracuse, Clemson, Miami), and 17 times overall this season.

- Tech has reached 70 possessions per game over the course of a full season only four times since 1997, the first year KenPom kept track - 1997-98 (72.3), 2000-01 (72.1), 2001-02 (70.5) and 2008-09 (70.5).

- Two fouls in the first half? No problem. Georgia Tech ranks No. 1 in the nation, according to KenPom.com, in 2-foul participation, a measure of percentage of available minutes played by players with two fouls (68.7 percent for Tech). The Jackets led the nation in this category in 2018-19, was fourth in 2017-18 and 35th in 2016-17.

- In all games this season, Tech has averaged 72.2 points on the road, 66.4 at home.

- Tech limited its seven straight home opponents to fewer than 60 points, going back to the Yellow Jackets' 64-58 win over NC State on Jan. 25. In those seven games, Tech's foes averaged 57.1 points, shot 38 percent from the floor overall, 20.7 percent from three-point range.

- Tech altered its regular lineup against Pittsburgh to give a start to senior guard Shembari Phillips, who replaced Jose Alvarado in the lineup. It created the seventh different starting lineup for the Yellow Jackets this season. Phillips has not started a game in 2019-20, but started the first six games of the 2018-19 season.

- Tech improved to 11-2 this season when leading at the half.

- Tech has won the rebounding battle 10 times and held even twice in 15 games since the beginning of January. The Jackets are plus-49 on the boards in ACC games for the season, averaging 2.6 per game more than their opponents.

- Tech has hit 45-of-121 (37.2 percent) of its three-point attempts in its last eight games. The Jackets went 7-of-15 against Pittsburgh, and have hit 33.8 percent from distance in ACC games this season, which ranks No. 6 in the conference.

- Over its last 10 ACC games (7-3 record), Tech has averaged 70.2 points, has shot 46 percent from the floor, and 34.2 percent from three-point range. The Jackets also have a plus-4.5 scoring margin and a plus-4.9 rebound margin, have scored 14.3 points per game from the foul line and reduced its turnover rate to 15.1. Opponents have shot 40.1 percent from the floor, 24.2 percent from three-point range.

- Tech did not have a player foul out for the third straight game, even though the Jackets were whistled for 22 fouls. Twenty-two Georgia Tech players have fouled out this season, the most for the Yellow Jackets since the 1989-90 season (28 in 38 games). In conference play, 15 Jackets have fouled out, the most ever for the Jackets in an ACC season.

Personnel Trends

- With his first field goal against Pittsburgh Wednesday night, at 18:41 of the first half, Jose Alvarado reached 1,000 points for his career, becoming the 45th Georgia Tech player to cross that milestone. The 6-foot junior now has 1,021 career

TECH NOTEBOOK

Tech Highs and Lows
Under Josh Pastner

| |
|---|
| Longest winning streak: 4 games (2016-17, 2017-18) |
| Longest ACC winning streak: 3 games (2017-18, 2019-20) |
| Longest losing streak: 7 games (2017-18, 2018-19) |
| Longest ACC losing streak: 7 games (2017-18, 2018-19) |
| Most points scored in a game: 96 vs. Tusculum, 2/7/17; at North Carolina, 1/4/20 |
| Most points scored - ACC opponent: 96 at North Carolina, 1/4/20 |
| Fewest points scored in a game: 42 vs. Clemson, 2/6/19 |
| Fewest points scored - ACC opponent: 42 vs. Clemson, 2/6/19 |
| Most points allowed in a game: 110 at Duke, 1/4/17 |
| Most points allowed - ACC opponent: 110 at Duke, 1/4/17 |
| Fewest points allowed in a game: 40 vs. Florida A&M, 12/9/18 |
| Fewest points allowed - ACC opponent: 51 vs. Syracuse, 1/31/18 |
| Largest margin of victory: 38 vs. Tusculum (96-58), 2/7/17 |
| Largest margin of victory - ACC opponent: 22 vs. Florida State (78-56), 1/25/17 |
| Largest margin of victory - road game: 19 (71-52) at Boston College, 1/11/20 |
| Largest margin of victory - ACC road game: 19 (71-52) at Boston College, 1/11/20 |
| Largest losing margin: 53 (110-57) at Duke, 1/4/17 |
| Largest losing margin at home: 34 (97-63) vs. Syracuse, 12/18/19 |
| Largest losing margin - ACC opponent: 53 at Duke, 1/4/17 |
| Most points allowed in a win: 83 at North Carolina (96-83), 1/4/20 |
| Most points scored in a loss: 81 vs. Wright State, 12/22/17 |
| Fewest points scored in a win: 52 vs. Northwestern (52-51), 11/28/17 |
| Fewest points allowed in a loss: 52 vs. Virginia Tech (52-49), 1/9/19 |
| Largest deficit overcome to win a game: 15 vs. Boston College (7-03-1st), 2/11/17; at NC State (4-01-1st), 11/5/19 |
| Largest 2nd-half deficit overcome to win a game: 9 vs. NC State (17-15), 3/1/18; vs. Prairie View A&M (16-49), 11/23/18; at Hawai'i (16-11), 11/25/19 |
| Largest deficit overcome to win a road game: 15 (4-01-1st) at NC State, 11/5/19 |
| Largest lead given up in a loss: 16 (15:06-2nd half) vs. St. John's, 12/1/18 |
| Largest 2nd-half lead given up in a loss: 16 (15:06-2nd half) vs. St. John's, 12/1/18 |
| Highest FG pct.: 59.5 (25-42) at Syracuse, 1/12/19 |
| Highest FG pct. - ACC opponent: 59.5 (25-42) at Syracuse, 1/12/19 |
| Lowest FG pct.: 27.1 (16-59) vs. Florida State, 2/16/19 |
| Lowest FG pct. - ACC opponent: 27.1 (16-59) vs. Florida State, 2/16/19 |
| Highest 3-pt pct.: 62.5 (10-16) at NC State, 1/15/17 |
| Highest 3-pt pct. - ACC opponent: 62.5 (10-16) at NC State, 1/15/17 |
| Most 3-pt FG: 12 vs. Lamar, 11/9/2018 |
| Most 3-pt FG - ACC opponent: 11, at Virginia Tech, 2/13/19 |
| Lowest 3-pt pct.: 10.0 (1-10) vs. Miami, 1/3/18, (1-10) vs. Louisville, 1/19/19 |
| Lowest 3-pt pct. - ACC opponent: 10.0 (1-10) vs. Miami, 1/3/18, (1-10) vs. Louisville, 1/19/19 |
| Highest FG pct. allowed: 59.3 (32-54) at Florida State, 1/24/18 |
| Highest FG pct. allowed - ACC opponent: 59.3 (32-54) at Florida State, 1/24/18 |
| Lowest FG pct. allowed: 21.6 (16-74) vs. Elon, 11/11/19 |
| Lowest FG pct. allowed - ACC opponent: 28.2 (20-71) vs. Florida State, 1/25/17 |
| Highest 3-pt pct. allowed: 60.0 (12-20) at Louisville, 2/8/18 |
| Highest 3-pt pct. allowed - ACC opponent: 60.0 (12-20) at Louisville, 2/8/18 |
| Lowest 3-pt pct. allowed: 6.7 (1-15) at Hawai'i, 11/25/19 |
| Lowest 3-pt pct. allowed - ACC opponent: 9.5 (2-21) vs. Duke, 1/26/19 |
| Highest FT pct.: 95.2 (20-21) vs. Coppin State, 12/27/17 |
| Lowest FT pct.: 28.6 (2-7) vs. Notre Dame, 3/12/19 |
| Most free throws made: 29 vs. Wake Forest, 2/19/20 |
| Most free throws attempted: 39 vs. Wake Forest, 2/19/20 |
| Fewest free throws made: 2 at Miami, 2/15/17; at Duke, 1/26/19; vs. Notre Dame, 3/12/19; at Kentucky, 12/14/19 |
| Most assists: 29 vs. Kennesaw State, 12/28/18 |
| Fewest assists: 5 at Georgia, 12/19/17, at Tennessee, 11/13/18, at Florida State, 2/2/19, vs. Boise State, 12/22/19 |
| Most turnovers: 24 vs. Arkansas, 11/25/19; Ball State, 12/18/19 |
| Fewest turnovers: 5 at Notre Dame, 2/1/20 |
| Most blocked shots: 16 vs. Southern, 11/14/16 (Tech record) |
| Most steals: 15 vs. North Carolina, 12/31/16, at Syracuse, 1/13/19 |

points.

• Alvarado (23 points, 8-16 FG, 2-6 3pt, 5-5 FT against Pitt) has made a three-point basket in 17 straight games. That is the longest streak for a Tech player since Adam Smith knocked down a three in 24 straight games during the 2015-16 season.

• Over Tech's last 10 ACC games, from Jan. 25 vs. NC State to the present, Alvarado has averaged 18.6 points, hit 47.8 percent of his shots from the floor, 36.2 percent of his three-point attempts and 77.8 percent of his free throws. He also has averaged 3.5 assists, 2.7 steals and 4.3 rebounds.

• Michael Devoe (13 points, 4-7 FG, 3-4 3pt, 2-2 FT vs. Pitt) has made a three-point field goal in nine straight games. His longest streak is 13 games, last year as a freshman.

• Over the same 10-game ACC stretch, Devoe is averaging 15.1 points while connecting on 51.3 percent of his field goals, 48.5 percent of his three-point attempts and 85.2 percent of his foul shots. He also is averaging 4.8 assists and 3.9 rebounds.

• Alvarado and Devoe have combined to score 40.1 percent of Tech's points and sink 39.3 percent of their three-point attempts in ACC games, 47.1 percent overall from the floor. Over the aforementioned 10 ACC games, they have accounted for 43.7 percent of Tech's scoring, shot 49.1 percent from the floor, 40.7 percent from three-point range and 80.6 percent of their free throws collectively.

• Jordan Usher had 10 points against Pittsburgh (along with four rebounds and four assists) for his seventh double-digit game this season. Tech has won five of the seven games in which he has scored in double digits.

• James Banks III scored just two points against Pitt but had nine rebounds, four blocked shots, four steals and two assists.

• Evan Cole posted his second double-figure game this season with 10 points (4-7 FG, 2-2 FT) against Pittsburgh, adding eight rebounds and two blocks. He had 11 against NC State on Jan. 25. Tech won both games.

• Moses Wright has failed to reach double figures in points in Tech's last two games. He scored eight (4-9 FG) against Pitt with just three rebounds, but added three assists and two blocks. The 6-9 junior has scored 10 or more points in all but seven games this season.

Pastner's Key Metrics

• **Assists to made field goals:** Tech has assisted on 54.7 percent of its field goals this season, well above the national average of 51.6. The Jackets had 20 assists on 27 made field goals against Pittsburgh (74.1 percent). Its nightly goal is to assist on 60 percent, which the Jackets have met 16 times this season. Tech has assisted on 58.7 percent of its field goals vs. ACC teams this season, third-best rate in the conference.

• **Free throws made to opponents' attempts:** Tech went 12-of-13 from the free throw line against Pittsburgh, while

Georgia Tech By the Numbers

| | |
|-----|---|
| 1 | SEC Championships |
| 1 | NCAA Post-Graduate Scholar |
| 1 | Naismith Award winner |
| 2 | Final Four appearances |
| 2 | ACC regular-season titles |
| 2 | ACC Players of the Year |
| 2 | National Freshmen of the Year |
| 3 | ACC Championships |
| 3 | Years a Member of the Metro Conference |
| 5 | First-team All-America players |
| 6 | Jersey numbers retired |
| 6 | Academic All-Americans |
| 7 | NCAA Sweet 16 appearances |
| 8 | Wins over teams ranked No. 1 |
| 8 | NBA lottery picks |
| 12 | ACC Rookie of the Year honorees |
| 14 | Head coaches in program history |
| 16 | NCAA Tournament berths |
| 19 | NBA first-round draft picks |
| 24 | Total postseason berths (NCAA and NIT) |
| 32 | Years a Member of the SEC |
| 40 | Years a Member of the ACC |
| 47 | Players taken in the NBA Draft |
| 48 | Players selected All-ACC |
| 228 | Weeks ranked in either AP or Coaches Poll |

the Panthers were 17-of-25. Tech's goal each night is to make more free throws than the opponent attempts. Against ACC foes, the Jackets have hit 68 percent and scored 12.8 points per game from the line, and rank sixth in the conference in ratio of free throw attempts to field goal attempts (33.7 percent).

• **Turnovers:** Tech committed 18 to Pittsburgh's 18. The Yellow Jackets have turned the ball over more than their opponent in 21 of 30 games this season. The Jackets have averaged 16.1 on the season, forcing 14.0. Target each night is to commit 11 or fewer, which Tech has met three times this season. More telling for Tech under Josh Pastner is that when Tech has committed fewer turnovers than its opponent, it is 27-17. When it has committed more, it is 32-41.

• **Guard rebounding:** Tech's players outside of Banks, Cole and Wright collected 13 of the Jackets' 27 defensive rebounds against Pittsburgh, 178 of 326 (54.6 pct.) in Tech's last seven games. For the season, they have 422 of the Jackets' 794 defensive rebounds (53.1 percent).

Tech All-Time vs. the ACC

| Opponent | Overall | in ACC | Tourney | In McCamish Pavilion | In Opponent Current Venue | Current Streak |
|----------------|---------|--------|---------|----------------------|---------------------------|----------------|
| Boston College | 16-12 | 12-11 | 1-3 | 2-1 | 4-6 | Won 2 |
| Clemson | 64-73 | 36-50 | 4-1 | 4-4 | 8-39 | Won 1 |
| Duke | 23-74 | 19-62 | 3-7 | 0-3 | 5-36 | Lost 13 |
| Florida State | 29-43 | 19-29 | 0-2 | 1-3 | 8-16 | Lost 4 |
| Louisville | 14-22 | 1-7 | -- | 1-3 | 0-3 | Won 1 |
| Miami | 10-14 | 8-13 | 0-1 | 2-3 | 3-6 | Won 1 |
| North Carolina | 25-69 | 23-55 | 5-4 | 0-4 | 5-25 | Won 1 |
| NC State | 43-57 | 35-43 | 3-3 | 2-3 | 6-11 | Won 4 |
| Notre Dame | 11-12 | 5-10 | 0-1 | 5-2 | 1-8 | Lost 4 |
| Pittsburgh | 9-5 | 4-5 | 0-1 | 3-1 | 1-3 | Won 1 |
| Syracuse | 6-7 | 4-5 | -- | 2-2 | 2-4 | Lost 2 |
| Virginia | 40-43 | 38-42 | 5-5 | 2-3 | 1-8 | Lost 6 |
| Virginia Tech | 7-20 | 6-16 | 1-3 | 2-4 | 1-10 | Won 1 |
| Wake Forest | 44-40 | 43-38 | 0-4 | 5-0 | 9-20 | Won 3 |

TECH NOTEBOOK

The Last Time a Jacket...

Scored 30 or more points:

Michael Devoe, 34 vs. Georgia, 11/20/19

Led Tech in scoring off the bench:

Evan Cole, 16 vs. USC Upstate, 1/2/19

Grabbed 15 or more rebounds:

James Banks III vs. Duke, 1/8/20

Had 10 or more assists:

Josh Heath, 10 vs. NC State, 1/15/17

Had a double-double:

James Banks III (13 pts/15 reb) vs. Miami, 2/29/20

Played 40 minutes in regulation:

Jose Alvarado at Wake Forest, 2/19/20

Played every minute of an overtime game:

Michael Devoe (45 minutes/1 OT) vs. Boston College, 3/3/19

Played every minute of a multiple-OT game:

Matt Harpring (50 minutes/2 OT) vs. North Carolina, 2-8-98

The Last Time the Jackets...

Scored 100 or more points:

vs. Green Bay (107-77) on 11/19/15

Scored 100 or more points in regulation:

vs. Green Bay (107-77) on 11/19/15

Scored 100 or more points in consecutive games:

vs. Jackson State (100-70) on 11/13/06, Georgia State (103-74) on 11/16/06

Scored 100 or more points twice in one season:

vs. Cornell (116-81), 11/13/15, Green Bay (107-77) on 11/19/15

Allowed 100 or more points:

vs. Duke (110-57) on 1/4/17

Allowed 100 or more points in regulation:

vs. Duke (110-57) on 1/4/17

Shot 60 percent or better:

.603 (47-78) vs. Cornell, 11/13/15

Failed to make a three-point basket:

0-for-12 vs. Virginia, 1/22/15

Did not allow a three-point basket:

0-for-11 vs. Pittsburgh, 3/5/16

Failed to make a free throw:

0-for-6 vs. Duke, 1/7/14

Grabbed 50 or more rebounds:

50 vs. Arkansas, 11/26/15

Two players had a double-double:

James Banks III (14 pts/15 reb) and Moses Wright (12/10) vs. Duke, 1/8/20

Two players had 10 or more rebounds:

James Banks III (15) and Moses Wright (10) vs. Duke, 1/8/20

Had 25 or more assists:

29 vs. Kennesaw State, 12/28/18

Blocked 10 or more shots:

10 vs. Pittsburgh, 3/4/2020

Had 15 or more steals:

15 at Syracuse, 1/12/19

Had fewer than 10 turnovers:

5 at Notre Dame, 2/1/20

Had five or more players in double-figures in points:

5 players (all 5 starters) at NC State, 11/5/19

Had no player score 10+ points:

Virginia (57-28 loss), 1/22/15

Allowed no player to score 10+ points:

Hawaii'i (73-40 win), 12/25/19

Had no player play 30 minutes:

Morehouse (82-54 win), 1/28/20

Won by 30 or more points:

Kennesaw State (87-57), 1/28/18

Won by 40 or more points:

Kentucky State (98-50), 1/30/10

Won by 50 or more points:

Winston-Salem State (97-46), 1/3/07

Lost by 30 or more points:

Syracuse (97-63), 12/7/19

Played an overtime game:

vs. Arkansas (lost 62-61), 11/25/19

Defeated a Top 10 team:

#5/5 Louisville (64-58), 2/12/20

Defeated a Top 25 team:

#5/5 Louisville (64-58), 2/12/20

Defeated a Top 10 team on the road:

#7/7 Syracuse (67-62), 3/4/14

Defeated a Top 25 team on the road:

#23/23 Miami (70-50), 1/28/15

Had a game postponed:

Boston College (in Atlanta), 2/12/14 (weather)

Had a game cancelled:

Fordham (in Atlanta), 11/27/10 (weather)

Tech's Dynamic Duo

Georgia Tech has three starters averaging in double figures this season in ACC games, and a fourth hovering just under double digits, but it could be argued that no team in the ACC, perhaps beyond Syracuse, relies more on its guards than do the Yellow Jackets.

Starting guards Michael Devoe and Jose Alvarado are Tech's two leading scorers, and have accounted for 40.1 percent of the Yellow Jackets' points in ACC games, including 43.7 percent over Tech's last 10 conference games.

In the 18 games that both have played this season, they have accounted for 41.7 percent of the Jackets' scoring.

They rank No. 7 and 12, respectively, in the ACC in scoring, No. 8 and 12 in assists, No. 4 and 6 in field goal percentage, and No. 6 and 14 in minutes played.

Combined, they have shot 47.1 percent from the floor in conference games, 39.5 percent from three-point range and 77.9 percent from the free throw line.

Said Pittsburgh head coach Jeff Capel: *"Alvarado really gave them a great start. He plays with such great energy and is so competitive. I think he really understands how to play the position. Obviously, Devoe has played as well as any guard in the league this year. He has a such a unique game in his ability to score with the basketball, to do it at his pace."*

Build the Wall

Due to its ability to play both zone and man-to-man and keep opponents off-balance, Georgia Tech has been able to rely on its mixture of defenses to win games over Josh Pastner's first three seasons at Georgia Tech.

According to KenPom.com, Georgia Tech ranks No. 20 nationally in defensive efficiency (91.8 points/100 possessions), its best ranking since 2016-17 (No. 6).

Broken down, Tech ranks No. 13 in effective defensive field goal percentage (44.8), No. 48 in two-point field goal defense (45.8) and No. 6 in three-point defense (28.6).

Tech has held four opponents to their lowest offensive efficiency of the season, including two of its foes in Hawaii'i - Elon, Arkansas, Nebraska, Boise State. Seven other foes have posted one of their five lowest ratings against the Jackets.

Balancing Act

Georgia Tech has lived and succeeded by playing excellent defense during its four years under Josh Pastner, but since the Yellow Jackets have had their entire roster available this season, they have demonstrated efficient and sometimes powerful offense as well.

Without relying a great deal on three-point shooting, Tech has increased its tempo this season to a four-year high under Pastner, 69.9 possessions per game according to KenPom.com (No. 88 in the nation). Tech has hit 70 or more in five of its last six ACC games, and the Yellow Jackets' tempo in league play (69.8) is the fourth-highest.

Against ACC teams (according to KenPom.com), Tech ranks No. 4 in effective field goal percentage (51.2), the Yellow Jackets' highest ranking in that category since they were No. 2 in 2010 (49.0).

Though the Jackets rely heavily on their starting guards Jose Alvarado and Michael Devoe for scoring, they do the majority of it inside the three-point line along with post players James Banks III and Moses Wright, Tech ranks No. 1 in conference games in percentage of points scored on two-point field goals (58.3), and have been the No. 1 team in the ACC in that category each of the three previous seasons under Josh Pastner. Tech ranks eighth nationally in all games (59.2 percent).

Tech has exceeded 100 points per 100 possessions 11 times, eight of those games coming since Jan. 4 at North Carolina, which was the Jackets' highest efficiency rating of the season (132.2). Tech exceeded 100 in four of its last nine games (Notre Dame, Virginia Tech, Wake Forest, Pittsburgh).

Defend the Home

Georgia Tech's last six home ACC opponents

| Opponent | Pts | Field Goals | 3pt FG | TO | Eff* |
|-----------------|-------------|-----------------------|----------------------|-------------|-------------|
| NC State | 58 | .386 (22-57) | .222 (4-18) | 14 | 85.2 |
| Virginia Tech | 57 | .382 (21-55) | .174 (4-23) | 10 | 86.0 |
| Louisville | 58 | .339 (19-56) | .125 (3-24) | 16 | 83.0 |
| Clemson | 59 | .414 (24-58) | .100 (2-20) | 16 | 83.2 |
| Miami | 57 | .367 (22-60) | .118 (2-17) | 17 | 79.7 |
| Pittsburgh | 57 | .309 (17-55) | .429 (6-14) | 18 | 82.6 |
| Averages | 57.7 | .367 (125-341) | .181 (21-116) | 15.1 | 83.3 |

*KenPom.com

Assisted Living

Georgia Tech coach Josh Pastner preached and prodded his Yellow Jackets on ball and player movement and hard cutting from the first time he got his team on the practice court. His primary measuring stick on how well the Jackets perform offensively is their ratio of assists to made field goals.

Tech has been one of the nation's better teams in assists to made field goals (currently No. 134 nationally at 53.6 pct.). In ACC games, Tech has assisted on 58.7 percent, the best figure in the conference.

Pastner's nightly goal is 60 percent. The national average is 51.5 percent.

Tech finished last season No. 49 in 2018-19 at 57.6 percent (56.4 pct. in ACC games), well above the national average (52.1 pct.) in that category. In Pastner's first season, the Yellow Jackets ranked 13th nationally at 62.6 percent, the team's highest rate since the 2000-01 season. Tech's number was 63.2 percent in ACC games.

Tech's top assists-to-made field goals ratios: 1987-88 – 68.3; 1988-89 – 65.9; 1986-87 – 65.8; 1992-93 – 65.0; 1985-86 – 64.8; 2000-01 – 62.9; 1999-00 – 62.9; 2016-17 – 62.6

All in for Alvarado

Point guard Jose Alvarado, recruited to Georgia Tech primarily for his winning attitude and determination, was given the green light by head coach Josh Pastner to handle the position as a freshman, sink or swim.

The Brooklyn native, the first Tech player from the New York area in nearly 20 years, has made a huge difference for the Yellow Jackets since his return to the court in Hawaii'i, playing an average of 34.3 minutes per game and 15.2 points.

Since returning from Hawaii'i, the Jackets have exceeded 100 points per 100 possessions eight times in 17 games, averaged 70.1 points per game and shot 46.3 percent from the floor.

He is Tech's leading scorer in ACC games at 16.2 points per game (7th in the ACC) while converting on 47.0 percent of his shots from the floor (5th ACC) and 35.6 percent from three-point range. He leads the ACC in steals (2.33) and seventh in assists (4.50) in conference games.

The 6-foot junior has exceeded 20 points seven times over his last 16 games, including 26 in a win over NC State and 25 each against North Carolina and Notre Dame (Feb. 1), 22 at Wake Forest on Feb. 19.

The 6-foot junior had missed seven full games and most of an eighth before that trip with a right ankle sprain suffered before the Jackets' played their second game of the season against Elon.

In Tech's last 10 games, he has shot 47.8 percent from the floor, 36.2 percent from three-point range while averaging 18.6 points per game.

As a sophomore, he developed into the Yellow Jackets' engine on the floor, leading the Jackets in scoring (12.5 ppg), assists (3.6 apg), steals (1.8 pg) and free throw percentage (76.9 pct.) in ACC games.

TECH NOTEBOOK

Media Guidelines

Georgia Tech's practices are closed to the public and the media, but coaches and student-athletes are made available prior to each game before one of the team's practices. Notices will be distributed weekly to confirm the schedule.

TV stations will be allowed to shoot B-roll of practice on occasion.

Media are asked to notify Mike Stamus *the day before* of their need to attend and to make specific student-athlete requests.

Interview requests with student-athletes that need to be conducted at other times must be arranged through the Georgia Tech communications office at least 24 hours in advance. These interviews will be conducted at a time and place convenient to the student-athletes' availability and class schedule.

Media are asked not to contact student-athletes directly either by phone, e-mail, text or social media. They are instructed not to respond. Every effort will be made to make them available.

Interviewing Coach Pastner

Media wishing to speak with Coach Pastner at times other than scheduled media availabilities must notify Mike Stamus in the communications office in advance to make or confirm arrangements. He also is available each Monday on the ACC Teleconference (10:50 a.m.) beginning January 6.

Post-Game Protocol

Each head coach will hold a post-game press conference in the designated interview room (Shah Media Room at McCamish Pavilion).

Student-athletes requested by the media will be brought to the interview room following the coaches press conferences, when the team is at home, outside the team's locker room when the team is on the road.

Josh Pastner Radio Show

Head coach Josh Pastner's weekly radio show airs each Monday from 7-8 p.m. on "680 the Fan" and 93.7 FM, beginning in December.

ACC Coaches Weekly Teleconference

The 15 ACC head basketball coaches will be featured on nine Monday teleconferences during the 2019-20 season, beginning on January 6, and continuing through March 2. Each coach will have 10 minutes to make an opening statement and answer questions. There will be an instant replay of each teleconference on the Conference's internet site TheACC.com each Monday afternoon.

Coach Josh Pastner's regular time will be 10:50 a.m. Coaches whose teams play on Monday in January and February are not required to participate in that day's call. Coaches who do not have a Monday game - Georgia Tech is one - will be on every Monday at the same time. The teleconference schedule for each Monday will differ for the other head coaches, depending on what teams play that Monday night.

Contact Andy Fledderjohann at the ACC media relations office (afledder@theacc.org) for the call-in number and for questions on the schedule.

Alvarado has posted 50 double-figure scoring games in his career, 16 times scoring 20 or more. And the playmaker has averaged more than 34 minutes per game, with 15 complete 40-minute games.

• **Said Pittsburgh coach Jeff Capel:** *"He's always challenging. He's good, he's really confident. He plays with great spirit. He looks like he loves to play basketball. He looks like he loves to compete, not just play basketball. He loves to figure out how to beat you, how to get under your skin, how to motivate his team."*

Getting it Wright

The best player development story in Georgia Tech's program is that of sophomore forward Moses Wright, who played only one year of high school basketball and was not rated at all coming out of high school.

He may be the most improved player in the ACC. Remarkably consistent, he has failed to reach double figures in scoring only seven times, and never in back-to-back games until the most recent wins over Miami and Pittsburgh. He has doubled his scoring and rebounding averages over his sophomore season, and ranks third among ACC players in scoring average increase.

The 6-9 Raleigh, N.C., native has started every game this season and sits No. 3 on Tech's scoring (13.2 ppg overall, 13.7 ppg vs. ACC) chart and No. 2 in rebounding (6.8 rpg, 7.0 vs. ACC), while connecting on 53.3 percent of his shots from the floor, 50.7 percent in ACC games (he ranks third in the ACC for both). He ranks No. 14 in the ACC in rebound average.

Wright has seven double-doubles this season, four of them in ACC games against Florida State, Duke, Boston College and Syracuse (33 points, 10 rebounds on Feb. 22). He also posted double-doubles against Houston and Kentucky.

He made the all-tournament team at the Diamond Head Classic, averaging 17.7 points and 7.3 rebounds while connecting on 63.6 percent of his field goal tries, earning him ACC Player of the Week honors.

Wright started the Yellow Jackets' last seven games of 2018-19 and blossomed in the last four, averaging 15.6 points and 6.2 rebounds while connecting on 36-of-58 field goals. He finished off the season with a career-high 25 points (12-of-18 FG) in the ACC Tournament against Notre Dame.

Wright's Has Historic Game at Syracuse

Moses Wright posted a historic performance for a Georgia Tech player in a close defeat Saturday at Syracuse, scoring 33 points with 10 rebounds in the Yellow Jackets' 79-72 loss to the Orange. The 33 points tied the third-most ever recorded by a Tech player in an ACC road game, and were the most for a Jacket in an ACC road game in nearly 20 years. He beat his previous career best by eight points, having scored as many as 20 points only twice in his career previously.

The 6-9 junior made 14 of 17 field goal attempts in the game, with the 14 field goals the third-most ever by a Tech player against an ACC team.

Wright posted his seventh double-double this season, but this one was the first by a Tech player to involve 30 or more points since Josh Okogie's 35-point, 14-rebound game against Florida State on Jan. 22, 2017.

TOP PERFORMANCES - ACC ROAD GAMES

Dennis Scott - 36 at Wake Forest, 1/6/1990
Dennis Scott - 36 at Duke, 1/28/1990
Duane Ferrell - 34 at Clemson, 3/5/1988
Dennis Scott - 33 at North Carolina, 2/28/1990
Kenny Anderson - 33 at Virginia, 2/19/1991
Tony Akins - 33 at Florida State, 2/21/2000
MOSES WRIGHT - 33 at Syracuse, 2/22/2020

Offense/Defense Under Pastner

Source: KenPom.com. Nat'l rank in parentheses.

| Year | Pace | Off. Eff. | Def. Eff. |
|---------|------------|-------------|-----------|
| 2019-20 | 69.9 (88) | 102.9 (176) | 92.0 (20) |
| 2018-19 | 66.8 (225) | 101.7 (228) | 96.5 (43) |
| 2017-18 | 66.1 (227) | 103.6 (197) | 98.7 (61) |
| 2016-17 | 68.2 (179) | 100.0 (259) | 91.0 (6) |

Sophomore Surge

Sophomore guard Michael Devoe, the highest-rated high school prospect Georgia Tech has recruited under Josh Pastner, steadily improved over the course of his freshman season and has made a quantum leap for the Yellow Jackets this season.

The Orlando, Fla., sophomore led the ACC in scoring through the month of November, and is currently No. 8 at 15.85 points per game and No. 4 in field goal percentage (47.3).

Devoe has scored 20 or more points in nine games this season, including a career-best 34 in a loss to Georgia that earned him ACC Player of the Week honors, and has reached double figures in all but five games.

He topped the NCAA rankings in three-point shooting early in the season, and has made 42.9 percent for the season, 44.4 percent in ACC games. He came out of a shooting slump in Hawai'i, and has hit 30-of-67 shots from three-point range (44.8 percent) in his last 16 games after going 2-for-19 in the four games prior.

As a freshman, the Orlando, Fla., native began the season slowly after missing significant practice time with a toe injury, but steadily played more minutes and improved his production. He connected on 43.8 percent of his three-point tries in ACC games and averaged 35.4 minutes (10th-most). He hit 32-of-68 (47.1 pct.) three-point tries in his last 15 games.

Banking Hours

The most significant development in the direction of last year's Georgia Tech team may have occurred Nov. 13, when the NCAA granted James Banks III immediate eligibility after his transfer from Texas.

Tech received that news while conducting its shootaround for its second game of the season, at Tennessee. Arrangements were made to get Banks to Knoxville (transfers do not travel with the team), where he contributed five points and seven rebounds in a 66-53 loss.

The personable 6-9 post player progressed rapidly after that modest start and developed into one of the top defensive players in the ACC and the nation. He logged seven double-doubles, finished the season as Tech's No. 2 scorer and top rebounder, and finished 11th in the nation in blocked shots (2.52 per game) anchoring Tech's defense.

This season, he has added six more double-doubles, ranks No. 21 in the nation in blocked shots and No. 2 in the ACC at a rate of 2.43 per game, and ranks No. 8 in the ACC in rebound average (7.5). In ACC games, he has averaged 9.6 points, 7.6 rebounds while hitting 55 percent of his shots from the floor.

Banks on 3x3U Watch List

James Banks III is one of 10 ACC seniors under consideration to represent the conference in the 2020 Dos Equis 3X3U National Championship which will take place at Atlantic Station during the NCAA Final Four weekend.

The event will feature 128 graduating Division I college basketball seniors competing for \$150,000. The 3x3 event will take place April 3-5 at Atlantic Station in Midtown Atlanta, close to the Tech campus, and will feature musical acts, food trucks, interactive experiences and more for fans in attendance.

The event is free and open to the public, giving fans the chance to see some of the best college basketball players in the

TECH NOTEBOOK

McCamish Pavilion 411

Name: McCamish Pavilion (mc-CAME-ish), named for Atlanta insurance executive Hank McCamish who gave the lead gift for the facility

Capacity: approximately 8,600 (6935 court level, 1665 balcony level)

Cost: \$50 million

Contractor: Whiting-Turner

Architect: Populous

Cremins Court: the court remains named for the former Tech head coach

Alexander Courtyard: located at the Fowler Street entrance, honors the former Tech director of athletics and the history of the former Tech home arena named for him

Grand entrance: 10th and Fowler Streets, foyer includes graphic representations of retired jerseys and Tech's two Final Four appearances

Other entrances: West entrance off Fowler Street (students and media), East entrance from main arena parking (for club patrons)

Features: center-hung scoreboard and video boards, mezzanine fascia ribbon boards, theatrical lighting, primarily chairback seating, club area

Facts and Dates

- 2,500 cubic yards of concrete removed
- 3,000 cubic yards of concrete installed
- 500 tons of new steel installed
- Over 1 mile of new railing installed
- 20,000 gallons of paint used
- 2,000 feet of new mechanical piping
- 2,500 feet of new ductwork
- \$4M in new audio-visual and scoreboards
- 50 TV's throughout the concourse and Callaway Club
- Farthest distance material has traveled to get on site: 4,835 miles
- Shortest distance material has traveled to get on site: 1 mile
- Number of Tech alumni involved in the project: over 100
- Number of days construction took: 520
- Number of 1950's old style Coke bottles found while installing the underground foundations: 11
- Number of new staircases: 13
- Number of new sports lights for the competition floor: Over 300
- 270-degree court view from concourse

Groundbreaking: May 5, 2011

Opening: October, 2012

First public event: Oct. 21, 2012 - Jacket Jam (men's and women's scrimmages)

First men's game: Nov. 9, 2012 vs. Tulane

Head coaches: Brian Gregory of Georgia Tech, Ed Conroy of Tulane

Officiating crew: Karl Hess, Gary Maxwell, Raymond Styons

TV announcer crew: Tom Werme, Cory Alexander (ACC Network)

First Tech points: Marcus Georges-Hunt (2 FT, 18:13, 1st half)

First basket: Tulane's Josh Davis (18:44, 1st half)

Attendance: 8,600 (sellout)

First women's game: Nov. 11, 2012 vs. Tennessee

Tech played 55 seasons in Alexander Memorial Coliseum, compiling a record of 556-194 (.741). Miami was the last team to play Tech there, a game Tech won, and was the first ACC team to play in McCamish Pavilion, which Miami won. For the 2011-12 season, Tech played its home games at Philips Arena and the Arena at Gwinnett.

nation during the sport's ultimate weekend in Atlanta

Banks was one of 320 seniors across all 32 Division I conferences named to a mid-season watch list that was revealed Feb. 4.

Pre-Season Storylines

• **Rise above** - The Yellow Jackets finished last season 10th in the ACC after being projected to finish no higher than 13th in the preseason. It was Tech's highest finish since tying for ninth in 2013. Tech also outperformed projections in 2016-17, finishing 11th after being picked to finish 14th in Josh Pastner's first season. The Jackets were projected to finish 12th this season in the official preseason poll of ACC media.

• **Core group returns** - Georgia Tech returned all five players who started its final two games of the season, and eight players who started a total of 123 games.

• **Firepower returning** - Tech returned its top three scorers from the 2018-19 season - Jose Alvarado, James Banks III and Michael Devoe - who accounted for 48.4 percent of its points, 41.6 percent of its rebounds and 47.2 percent of its minutes. Altogether, Tech returned eight of its top 11 players, who combined for 73.2 percent of its points, 66.4 percent of its minutes and 73.7 percent of its minutes. Those eight players combined to start 123 games.

• **Get old and stay old** - Tech's core eight returning players include two seniors, three juniors and three sophomores.

• **Reinforcements** - Tech added two high-level transfers in 6-7 forward Jordan Usher from Southern California and 5-11 guard Bubba Parham from VMI, both of whom hail from the Atlanta area and were successful with their former schools. Usher, a former 4-star high school prospect, averaged more than eight points a game last year at USC, while Parham, an All-Southern Conference selection, led the SoCon in scoring at 21.4 points per game. Parham was granted immediate eligibility by the NCAA. Usher, who enrolled at Tech last January, becomes eligible for the Jackets' Dec. 18 game against Ball State. The Jackets also signed an all-state high school guard from South Carolina in 6-5 Asanti Price.

• **Beefing up** - With a more veteran team in 2019-20, Tech made an effort to strengthen its non-conference schedule, beginning a two-game series with Kentucky and finishing another two-game set with Arkansas, while accepting an invitation to play in the Diamond Head Classic, in which the Jackets faced a 2019 NCAA Tournament team in Houston. Tech also played its annual meeting against Georgia and the Big Ten/ACC matchup against Nebraska.

• **First time** - Georgia Tech's roster is composed entirely of student-athletes recruited by head coach Josh Pastner and his staff for the first time in Pastner's tenure.

• **Peachy** - All four of the transfers on Georgia Tech's roster are from the Atlanta metropolitan area and went to high school here - James Banks III (Decatur/Mount Vernon Presbyterian School), Bubba Parham (Snellville/Brookwood HS), Shembari Phillips (Atlanta/Wheeler HS) and Jordan Usher (Canton/Wheeler HS).

• **105th season** - Georgia Tech is playing its 105th season of basketball in 2019-20 and has an all-time record of 1,392-1,258 (22 wins and one loss were vacated by the NCAA Committee on Infractions).

• **55** - Total years of full-time experience on Division I staffs for Tech's coaching staff.

Building Depth

The upward progress of Georgia Tech's program is evident in the development of its last two classes, each of whom has played significant minutes and made significant contributions on the ACC level. Though not highly-rated in terms of rankings, the players have a wide range of skills and are developing into consistent conference-level performers for the next couple of years.

a. The 2017-18 class of Jose Alvarado, Evan Cole and

Jose Effect

| Georgia Tech | With JA | Without JA |
|----------------------------|---------|------------|
| Record | 12-9 | 3-4 |
| Scoring average | 70.1 | 61.3 |
| Scoring margin | +4.3 | -3.4 |
| Field goal percentage | .464 | .414 |
| 3-point percentage | .320 | .267 |
| 3-pt FG per game | 5.1 | 4.7 |
| Free throw percentage | .708 | .562 |
| Free throw points per game | 13.5 | 9.7 |
| Assist/turnover ratio | 0.9 | 0.7 |
| Turnovers per game | 15.2 | 18.6 |
| Turnover margin | -1.8 | -2.7 |
| Steals per game | 7.1 | 6.9 |

Moses Wright combined to start 54 games last season, contributing 20.7 points, 8.7 rebounds and 57.5 minutes per game.

b. The 2018-19 class of Michael Devoe, Khalid Moore and Kristian Sjolund combined to start 37 games last season, contributing 15.7 points, 5.4 rebounds and 54.4 minutes.

c. James Banks III, who transferred from Texas, took just 23 games to eclipse his two-year totals at Texas, averaging 10.5 points and 7.7 rebounds and leading the ACC in blocked shots (2.52 per game).

Five-Star Player Development

Notable player development successes over the past three seasons include Josh Okogie, Ben Lammers, Tadic Jackson, Abdoulaye Gueye, James Banks III and Moses Wright, who maximized their skill sets and their production under the current coaching staff.

Okogie went from being ranked 11th in the state as a HS senior to a first-round NBA draft pick. In the last two seasons, Gueye, a 6-9 forward, developed from a project player into an ACC-level contributor. Banks, a 6-9 center, exceeded his two-year totals at Texas in just 23 games and led the ACC in blocked shots. Graduate transfer Brandon Alston had similar statistical numbers at the ACC level as he compiled in two seasons at Lehigh. Wright blossomed at the end of the 2018-19 season and averaged more than 15 points and six rebounds, tripling his season scoring average and doubling his rebound norm.

Jackets' Newcomer Class

• **David Didenko**, a 6-9, 232-pound forward originally from Yakutsk, Russia, attended Boca Raton Community High School before enrolling at Palm Beach State, a junior college in Boca Raton, for the 2018-19 academic year. A full academic qualifier in high school, Didenko enrolled at Tech in the summer and has three years of eligibility with the Yellow Jackets. Didenko moved to the United States in 2010, at the age of 11. Prior to his enrollment at Boca Raton, Didenko attended Northeast High School as a junior, and Montverde Academy for his ninth- and 10th-grade years.

• **Bubba Parham**, a 5-10 transfer from VMI, received NCAA approval waiving his required year of residency on Sept. 11 and has two seasons of eligibility at Georgia Tech. A native of Snellville, Ga., Parham attended Brookwood High School, transferred to Tech in June after two standout seasons at VMI in Lexington, Va., where he earned second-team All-South Conference honors in 2018-19 and was named the conference's Freshman of the Year in 2017-18. Last season, Parham led the Southern Conference with 21.4 points per game, scoring 30 points or more nine times.

• **Asanti Price**, a 6-5, 177-pound guard from Columbia, S.C., and W.J. Keenan High School, signed with Tech in the spring. Rated a three-star prospect and ranked No. 74 among shooting guards nationally in the 247Sports composite rankings,

TECH NOTEBOOK

Tech Alumni in the NBA

| Player | Team |
|----------------|-------------------------------------|
| Derrick Favors | New Orleans Pelicans |
| Josh Okogie | Minnesota Timberwolves |
| Iman Shumpert | Brooklyn Nets (released on Dec. 11) |
| Thaddeus Young | Chicago Bulls |

Tech Alumni Elsewhere

| | |
|---------------------|-------------------------------------|
| Brandon Alston | Team Ehingen Urspring (Germany) |
| Alade Aminu | Polski Cukier Torun (Poland) |
| Tony Akins | KCC Egis (South Korea) |
| Will Bynum | Bivouac/Big 3 (USA) |
| Lewis Clinch | Grindavik (Iceland) |
| Demarco Cox | Quimper (France) |
| Mouhammad Faye | Crvena Zvezda (Serbia) |
| Marcus Georges-Hunt | Guangzhou (China) |
| Dion Glover | Bivouac/Big 3 (USA) |
| Trae Golden | Bahcesehir Koleji Istanbul (Turkey) |
| Abdoulaye Gueye | Final Spor Gendik Bursa (Turkey) |
| Josh Heath | Leuven Bears (Belgium) |
| Kamameon Holsey | BK Nova Hut Ostrava (Turkey) |
| Jarrett Jack | Sioux Falls Skyforce (G League) |
| Tadic Jackson | Sentjur (Slovenia) |
| Ben Lammers | RETAbet BB (Spain) |
| Gani Lawal | Al-Muharraq (Bahrain) |
| Stephon Marbury | Beijing Fly Dragons (China) |
| Anthony McHenry | Shinshu BW (Japan) |
| Daniel Miller | Sendai 89ers (Japan) |
| Charles Mitchell | Bank of Taiwan (Taiwan) |
| Anthony Morrow | Bivouac/Big3 (USA) |
| Zachery Peacock | JL Bourg (France) |
| Glen Rice, Jr. | Al Fateh Al Hasa (Saudi Arabia) |
| Robert Sampson | Grand Rapids (G League) |
| Avi Schafer | Shiga L-Stars (Japan) |
| Adam Smith | PAOK (Greece) |
| Jeremis Smith | Biqua (Uruguay) |
| Quinton Stephens | Leyma Basquet Coruna (Spain) |
| James White | Ural Ekaterinburg (Russia) |

Former Tech Players in Coaching

| Player (at Tech) | Current Position |
|--------------------------|------------------------------|
| Kenny Anderson (1989-91) | *Fisk University |
| Ty Anderson (2006-09) | *Holy Spirit Prep |
| Rod Balaris (1990-94) | #Notre Dame |
| Anthony Byrd (1981-84) | *Knightdale (N.C.) HS |
| Saun Fein (1999-2001) | #Brooklyn Nets |
| Dion Glover (1997-98) | #Grand Rapids (NBA G-League) |
| Pierre Jordan (2011-13) | #Tennessee State |
| Maurice Miller (2007-11) | *Arlington HS (Memphis) |
| Winston Neal (1999-01) | *Columbia State (Tenn.) |
| Mark Price (1982-86) | Denver Nuggets |
| Fred Vinson (1992-94) | #New Orleans Pelicans |
| Mfon Udofia (2009-13) | #College Park (NBA G-League) |

Former Tech Coaches in Coaching

| Coach (at Tech) | Current Position |
|----------------------------|------------------|
| Amir Abdur-Rahim (2011-12) | *Kennesaw State |
| Perry Clark (1982-88) | #South Carolina |
| Sherman Dillard (1988-94) | #Iowa |
| Chad Dollar (2011-16) | #Georgia |
| Bruce Evans (2012-16) | #North Florida |
| Brian Gregory (2011-16) | *South Florida |
| Tavaras Hardy (2016-18) | *Loyola-Maryland |
| Tom Herrion (2014-16) | #South Florida |
| Chris Kreider (2007-09) | #Georgia State |
| Robert McCullum (2010-11) | *Florida A&M |
| Mamadou N'Diaye (2014-16) | #San Francisco |
| Billy Schmidt (2011-14) | +OKC Thunder |
| Cliff Warren (2000-05) | #Georgia State |
| Charlton Young (2005-09) | #Florida State |

*head coach; #assistant coach; +other staff

Price led W.J. Keenan High school with 17.9 points per game and was considered one of the top shooters in the area during the 2018-19 season.

• **Jordan Usher**, a 6-7, 225-pound forward, transferred from Southern California and enrolled at Tech last January after playing a season and a half for the Trojans. A former 4-star prospect from Canton, Ga., Usher played in all 36 games with two starts for the Trojans as a freshman in 2017-18, averaging 4.8 points and 2.0 rebounds per game while connecting on 40.9 percent of his three-point field goal attempts. In 2018-19, Usher played in 12 games and made two starts, averaging 8.6 points and 3.7 rebounds.

Wire-to-Wire

Though he has expanded his bench to reflect the growing level of talent within the program, head coach Josh Pastner remains committed to a tight playing rotation, reminiscent of the way Bobby Cremins coached the Yellow Jackets over his 19 seasons.

This season, Tech's reserves have played 26.6 percent of the minutes (No. 267 in the nation), up from the 23.6 percent they played during ACC games last season.

Jose Alvarado and Michael Devoe rank No. 9 and 10, respectively, in the ACC in minutes in conference games. Last season, Alvarado and Devoe both ranked among the ACC's top 10 and combined for eight 40-minute games. Alvarado has posted 15 40-minute games in his career.

Tech 4-0 in Summer Tour of Spain

Georgia Tech went 4-0 in its seven-day August tour of Spain, winning two games each in Barcelona and Madrid against a collection of players from Spanish professional leagues.

The tour took place from August 8-16, coinciding with the break between summer and fall academic terms. The Yellow Jackets spent the first three days in Barcelona, took a high-speed train to Madrid, where they stayed three more days.

The Yellow Jackets won their four games by an average of 19.8 points, the closest game being an 87-83 win in the final contest, and averaged 93 points per game while working to play an up-tempo style.

Tech shot 55.8 percent from the floor overall, 34.5 percent from three-point range while hitting an average of 10.5 three-pointers per game.

The Jackets' top three-point shooters in the tour were Jose Alvarado (8-of-16), Shembari Phillips (6-of-12) and Michael Devoe (8-of-19).

Along with the basketball competition, the Yellow Jackets visited the professional soccer facilities of FC Barcelona and Real Madrid, and the La Sagrada Familia basilica in Barcelona among other activities.

Tech has made summer international tours twice previously, most recently to The Bahamas in 2015. The Jackets traveled to France in August of 1991.

Winning Starts at Home

Georgia Tech and head coach Josh Pastner have made a priority of making McCamish Pavilion a real homecourt advantage for the program, and the Yellow Jackets made a good start on that by setting a program record for wins at home (17) in 2017-18, which included a 7-2 ACC record and two NIT victories.

Tech is 20-15 against ACC teams at home under Pastner, and that includes a 6-8 mark against ranked opponents.

Tech is 48-20 at McCamish Pavilion under Pastner, 91-50 since the building opened for the 2012-13 season.

Jackets Sign Three in Early Period

Georgia Tech filled all three of its available scholarships during the early signing period, signing four-star 7-1 center **Saba Gigiberia**, three-star 6-2 guard **Tristan Maxwell** and four-star 6-9 forward **Jordan Meka**.

Gigiberia, originally from Tbilisi in the Republic of Georgia, attended Prolific Preparatory School in Napa, Calif., after a year at Findlay Prep in Las Vegas, Nev. He has represented Georgia in the FIBA U16 and U18 European Championships.

Meka, originally from Yaounde, Cameroon, has attended Mt. Bethel Christian Academy in Marietta, Ga., since ninth grade, and has made all-state teams the last three years and is the school's all-time leading scorer, rebounder and shot-blocker.

Maxwell, the son of 13-year NBA veteran Vernon Maxwell, led class 4A in three-point shooting last season at North Mecklenburg High School in Huntersville, N.C. He is the school's all-time leading three-point shooter and is nearing the school's all-time scoring record.

Three Tech Alumni on NBA Rosters

Since 1982, Georgia Tech has produced 19 first-round NBA draft picks and 46 draft picks overall. A total of 38 Georgia Tech alumni have played in the NBA.

Four former Georgia Tech basketball stars are currently on NBA rosters, including guard **Josh Okogie**, who was drafted 20th overall by the Minnesota Timberwolves in 2018 and is in his second season with the team.

Thaddeus Young, a 12-year NBA veteran, finished three full seasons with the Indiana Pacers in 2019 after playing seven seasons in Philadelphia, one in Minnesota and two in Brooklyn. He signed with the Chicago Bulls during the off-season.

Derrick Favors emerged as a key figure in his nine seasons with the Utah Jazz, but became a free agent after the 2018-19 season and signed with the New Orleans Pelicans.

Iman Shumpert, an eight-year NBA veteran who went in the first round of the NBA draft to New York in 2011, signed with his fifth team, the Brooklyn Nets, last month, but was released on Dec. 11.

Arts and Letters

Beginning with Moe Miller and Lance Storrs in the summer of 2011, every four-year senior in the Georgia Tech program has graduated, with the exception of the Yellow Jackets' 2018 two seniors, who are both expected to return and complete their degrees this summer after a year of pro ball overseas.

Graduate student Brandon Alston (economics), fifth-year senior Abdoulaye Gueye (business administration) and fourth-year junior Sylvester Ogbonda (business administration) all will complete their course work this semester and receive their degrees in May.

Georges-Hunt and Jackson made the Academic All-ACC team twice, and the Yellow Jackets have had at least one player named to that team since it was instituted for the 2010-11 season.

Tech's men's basketball team has recorded the highest Academic Progress Report scores the last five years since the NCAA began tracking academic performance in 2004-05. The Jackets scored a perfect team single year APR score of 1000 three straight years from 2011-13.

Basketball graduates

| |
|--|
| 2012 - Derek Craig, Nick Foreman |
| 2013 - Mfon Udofia, Pierre Jordan (Master's), Brandon Reed |
| 2014 - Kamameon Holsey, Daniel Miller, Jason Morris |
| 2015 - Robert Sampson |
| 2016 - Marcus George-Hunt, Travis Jorgenson |
| 2017 - Josh Heath, Corey Heyward, Kellen McCormick (Master's), Jordan Price (Master's), Rand Rowland, Quinton Stephens |
| 2018 - Tadic Jackson, Ben Lammers (has one course to complete) |
| 2019 - Abdoulaye Gueye, Sylvester Ogbonda, Brandon Alston (Master's) |

TECH NOTEBOOK

Career Games With ...

| Double-Figure Points | 2019-20 | Career |
|----------------------|---------|--------|
| Jose Alvarado | 14 | 50 |
| James Banks III | 16 | 32 |
| Evan Cole | 2 | 6 |
| Michael Devoe | 22 | 37 |
| Khalid Moore | 2 | 5 |
| Bubba Parham | 6 | +59 |
| Shembari Phillips | 0 | #16 |
| Kristian Sjolund | - | 1 |
| Jordan Usher | 7 | *17 |
| Moses Wright | 23 | 31 |

+includes 53 at VMI; #includes 14 at Tenn; *includes 10 at USC

| 20-plus Points | 2019-20 | Career |
|-------------------|---------|--------|
| Jose Alvarado | 7 | 18 |
| James Banks III | 0 | 3 |
| Michael Devoe | 9 | 11 |
| Bubba Parham | 0 | 24 |
| Shembari Phillips | 0 | #1 |
| Jordan Usher | 0 | *2 |
| Moses Wright | 2 | 3 |

#includes 1 at Tennessee

| 30-plus Points | 2019-20 | Career |
|----------------|---------|--------|
| Michael Devoe | 1 | 1 |
| Bubba Parham | 0 | 9 |

| 10-plus Rebounds | 2019-20 | Career |
|------------------|---------|--------|
| Jose Alvarado | 1 | 1 |
| James Banks III | 7 | 17 |
| Evan Cole | - | 1 |
| Asanti Price | 1 | 1 |
| Moses Wright | 7 | 8 |

| Double-Doubles | 2019-20 | Career |
|-----------------|---------|--------|
| Jose Alvarado | 1 | 1 |
| James Banks III | 6 | 13 |
| Evan Cole | - | 1 |
| Moses Wright | 7 | 7 |

Tech in ACC Rankings

| All Games | Player | # | Rank |
|-----------------|-----------------|-------|------|
| Scoring average | Michael Devoe | 15.85 | 8 |
| | Jose Alvarado | 14.43 | 12 |
| | Moses Wright | 13.20 | 16 |
| Rebound average | James Banks III | 7.50 | 9 |
| | Moses Wright | 7.00 | 14 |
| Field goal pct. | Moses Wright | .533 | 3 |
| | Michael Devoe | .473 | 4 |
| | Jose Alvarado | .448 | 6 |
| | Jose Alvarado | .800 | 7 |
| 3-pt FG made | Michael Devoe | 1.89 | 12 |
| Assists | Jose Alvarado | 4.13 | 8 |
| | Michael Devoe | 3.52 | 12 |
| Assist/TO ratio | Jose Alvarado | 1.64 | 10 |
| Blocked shots | James Banks | 2.43 | 2 |
| | Moses Wright | 1.20 | 10 |
| Steals | Jose Alvarado | 2.17 | 2 |
| Off. rebounds | James Banks | 2.80 | 4 |
| Def. rebounds | Moses Wright | 5.20 | 10 |
| Minutes Played | Michael Devoe | 35.08 | 6 |
| | Jose Alvarado | 33.48 | 14 |

| ACC Games Only | Player | # | Rank |
|------------------|-----------------|-------|------|
| Scoring average | Jose Alvarado | 16.22 | 7 |
| | Michael Devoe | 14.29 | 12 |
| | Moses Wright | 13.74 | 16 |
| Rebound average | James Banks III | 7.58 | 11 |
| | Moses Wright | 6.84 | 14 |
| Field goal pct. | Moses Wright | .507 | 4 |
| | Jose Alvarado | .479 | 5 |
| Free throw pct. | Michael Devoe | .789 | 11 |
| | Jose Alvarado | .769 | 14 |
| 3-pt FG per game | Jose Alvarado | 2.00 | 11 |
| Assists | Jose Alvarado | 4.50 | 7 |
| | Michael Devoe | 4.00 | 11 |
| Assist/TO ratio | Jose Alvarado | 1.56 | 12 |
| Blocked shots | James Banks | 2.00 | 3 |
| | Moses Wright | 1.26 | 9 |
| Steals | Jose Alvarado | 2.33 | 1 |
| Off. rebounds | James Banks | 2.89 | 3 |
| Def. rebounds | Moses Wright | 4.89 | 13 |
| | James Banks III | 4.68 | 15 |
| Minutes Played | Michael Devoe | 35.27 | 9 |
| | Jose Alvarado | 34.95 | 12 |

Welcome to The Hank

Georgia Tech is playing its seventh season in McCamish Pavilion, which was essentially brand new when it opened for the 2012-13 season. The only physical elements of McCamish Pavilion that remain from the venerable Alexander Memorial Coliseum are the roof and the 32 steel ribs that support it.

The capacity of McCamish Pavilion is 8,600, including 1,665 seats in the new balcony level and 6,935 seats in the lower seating bowl. There are no suites, but there is a club area that seats 500. Alexander Memorial Coliseum seated 9,191 spectators in its final configuration.

The most impressive features of McCamish Pavilion are its grand entrance, which fronts 10th and Fowler Streets, the ability for patrons to view the court from the main concourse all the way around, and the theatrical lighting system, which concentrates light on the court while leaving the seating areas dark, modeled after the Staples Center in Los Angeles and Madison Square Garden in New York.

Tech played 55 seasons in Alexander Memorial Coliseum, compiling a record of 556-194 (.741). Miami was the last team to play Tech in Alexander Memorial Coliseum, a game Tech won, and was the first ACC team to play in McCamish Pavilion on Jan. 5, which Miami won. For the 2011-12 season, Tech played its home games at Philips Arena and the Arena at Gwinnett.

20-Game ACC Schedule Rotation

Beginning this season, the Atlantic Coast Conference has implemented a 20-game schedule for all its teams and announced a rotation that will carry the league through the next three seasons (through the 2021-22 season).

Each team plays its two primary rivals every season both home and away (four games - Clemson and Notre Dame remain Georgia Tech's primary home-and-away opponents) and four rotating opponents both home and away (eight games). The remaining eight opponents will be single games, four at home and four on the road. The full cycle of repeat opponents will be complete following the third year.

Under the former 18-game schedule, each team played four opponents both home and away each season, four at home and four away.

In 2019-20, Georgia Tech is playing Louisville, NC State, Pittsburgh and Syracuse both home and away in addition to Clemson and Notre Dame, with Duke, Miami, Virginia and Virginia Tech visiting McCamish Pavilion.

In 2020-21, Tech's home-and-away opponents will be Clemson, Notre Dame, Duke, Florida State, Virginia and Wake Forest, with home games against Boston, North Carolina, Pittsburgh and Syracuse.

In 2021-22, the Yellow Jackets play Clemson, Notre Dame, Boston College, Miami, North Carolina and Virginia Tech both home and on the road, and will host Florida State, Louisville, NC State and Wake Forest.

Tech's NCAA Tournament History

Georgia Tech has played in the NCAA Tournament 16 times in its history. Fifteen of those appearances have occurred from 1985 to the present, 10 under head coach Bobby Cremins and five under Paul Hewitt.

Tech has a record of 23-16 in NCAA Tournament play, highlighted by its 2004 trip to the NCAA title game as well as a Final Four berth in 1990. The Yellow Jackets have reached the NCAA Sweet 16 seven times (1960, 1985, 1986, 1990, 1992, 1996, 2004).

The 2004 and 2005 appearances were Tech's' first back-to-back appearances since Bobby Cremins led the Institute to the Big Dance nine straight years from 1985-93.

Georgia Tech has won at least one game in 11 of its 16 NCAA Tournament appearances.

Tech's ACC Tournament History

Georgia Tech has played in 40 ACC Tournaments, and has a 26-37 all-time record in the event. The Yellow Jackets have won three championships, in 1985 (Atlanta), 1990 (Charlotte) and 1993 (Charlotte).

Tech has been a runner-up four times (1986, 1996, 2005, 2010). The 1986, 1996 and 2010 runs to the finals occurred in Greensboro. Tech also made the finals in 2005 at the Verizon Center in Washington, D.C.

Tech was 0-2 in the ACC Tournament under coach Dwane Morrison, 15-16 under Bobby Cremins (including all three titles), 9-11 under Paul Hewitt (runner-up in 2005 and 2010), 2-5 under Brian Gregory, and 0-3 under Josh Pastner.

BIO UPDATES

Head Coach Josh Pastner • 4th season

After guiding Memphis to five post-season berths in seven seasons as the Tigers' head coach, Josh Pastner became Georgia Tech's 14th head basketball coach on April 8, 2016.

Implementing a high-energy style of play and creative offensive and defensive schemes, and building the Jackets' talent base for the future, Pastner has tirelessly promoted the program on campus and throughout the city of Atlanta in an effort to re-create the major homecourt atmosphere that surrounded the Yellow Jackets throughout the 1980s, 1990s and into the middle of the 2000s. The result has been numerous wins, high excitement and 12 sellouts in three seasons at McCamish Pavilion.

Two of his players - guard Josh Okogie and Ben Lammers - have earned All-Atlantic Coast Conference honors before moving on to the professional ranks. Okogie, in particular, developed from an under-the-radar high school prospect into a highly-regarded NBA rookie, having been selected 20th in the 2018 NBA Draft.

In his first season at the helm, his Yellow Jacket team defied all pre-season expectations by reaching the post-season and advancing to the finals of the National Invitation Tournament. Tech earned victories over No. 9 North Carolina, No. 6 Florida State and No. 14 Notre Dame (later vacated by the NCAA Committee on Infractions), who all finished among the top four in the ACC regular season. He was named Coach of the Year in the ACC and in NABC District 2.

Two of his players earned all-Atlantic Coast Conference honors; junior center Ben Lammers was named second-team All-ACC and ACC Defensive Player of the Year, while freshman guard Josh Okogie was named to the ACC All-Freshman team.

Though hampered by several significant injuries and other issues in 2017-18, Tech still was able to knock off a pair of top-25 teams while Lammers and Okogie again earned conference honors, and Okogie developed into an NBA first-round draft choice. In 2018-19, the Yellow jackets picked up three significant road wins - at Arkansas, Syracuse and NC State, each of whom made post-season play - and center James Banks III was named to the ACC's All-Defensive team.

Pastner, 43, compiled a 167-73 record over seven seasons as the head coach at Memphis, where the Tigers earned bids to the NCAA Tournament four times. He tied for the 10th most wins for a head coach in his first seven seasons in Division I basketball history, and was the second winningest active coach under the age of 40 in NCAA Division I at the time.

Despite his young age, Pastner has been involved in basketball at the Division I level for 21 years, as a player and an assistant coach at Arizona, and as an assistant coach and the head coach at Memphis. He has been a part of teams that have won 524 games, played in 17 NCAA Tournaments and 19 total post-season events. Teams he has been involved with have won 12 conference tournament or regular-season championships, advanced to seven Sweet Sixteens, five Elite Eights, two Final Fours and two NCAA championship games.

As an NCAA head or assistant coach and an AAU head coach, he has coached nearly 25 NBA draft selections.

Pastner's Memphis teams averaged 23.9 wins per season and compiled a conference regular-season record of 82-36, including a conference winning streak of 28 games. The Tigers went 11-4 in Conference USA and American Athletic Conference tournaments, including three championships.

He guided Memphis to five post-season berths, the NIT in 2010 and the NCAA Tournament in 2011, 2012, 2013 and 2014. Pastner twice won Conference USA Coach of the Year honors (2010, 2013) by various organizations and news media.

Pastner was born in Glen Dale, W.Va., and grew up in Kingwood, Texas. He earned his bachelor's degree in family studies in December of 1998, in just two and a half years, from Arizona and his master's degree in teaching and teacher education from Arizona in December of 1999, all while lettering four years in basketball under head coach Lute Olson.

He married the former Kerri Lamas of Sierra Vista, Ariz., in 2009. He has a stepson (Ethan) and three daughters, Payten, Kamryn and Harper.

Pastner as a Head Coach

| Season | School | Overall | Conference | Postseason |
|--------------------|------------------|------------------|-----------------|------------------------------|
| 2009-10 | Memphis | 24-10 | 13-3/2nd | NIT second round |
| 2010-11 | Memphis | 25-10 | 10-6/4th | NCAA Tournament |
| 2011-12 | Memphis | 26-9 | 13-3/1st | NCAA Tournament |
| 2012-13 | Memphis | 31-5 | 16-0/1st | NCAA Tournament, round of 32 |
| 2013-14 | Memphis | 24-10 | 12-6/1-3rd | NCAA Tournament, round of 32 |
| 2014-15 | Memphis | 18-14 | 10-8/1-5th | |
| 2015-16 | Memphis | 19-15 | 8-10/7th | |
| at Memphis | 7 years | 167-73 | 82-36 | |
| 2016-17 | Georgia Tech | ! 21-16 | ! 8-10/11th | NIT finals! |
| 2017-18 | Georgia Tech | ! 13-19 | 6-12/13th | |
| 2018-19 | Georgia Tech | 14-18 | 6-12/10th | |
| 2019-20 | Georgia Tech | 16-14 | 10-9 | |
| at Ga. Tech | 4th year | ! 64-67 | ! 30-43 | |
| Career | 11th year | ! 231-140 | ! 112-79 | |

! On-court record (22 wins and one loss from 2016-17 and 2017-18 seasons, as well as Tech's NIT appearance, vacated by the NCAA Committee on Infractions)

Pastner Resume

- Head coach, Georgia Tech (2016-present)
- Head coach, Memphis (2009-16) - 4 NCAA Tournaments, 1 NIT, 4 Conference USA titles
- Assistant coach under John Calipari, Memphis (2008-09) - NCAA Sweet 16, C-USA champions
- Assistant coach under Lute Olson, Arizona (2002-08) - 6 NCAA Tournaments, 2 Pac-10 titles
- Basketball staff assistant under Lute Olson, Arizona (2000-02) - Pac-10 champions in 2002
- Played collegiately for Lute Olson, Arizona (1996-2000) - 4 NCAA Tournaments, 1997 National Champions, 2 Pac-10 titles

Also on the Bench

ERIC REVENO

Associate Head Coach • 4th year at Tech

Eric Reveno, who served 10 years as the head coach at the University of Portland, joined Josh Pastner's men's basketball staff in May, 2016. He was promoted to associate head coach on Nov. 1, 2019.

The former post player oversaw one of the Yellow Jackets' great successes in 2016-17 in the development of 6-10 center Ben Lammers, who became a second-team All-ACC performer and the conference's Defensive Player of the Year. He also helped develop another former reserve forward, Abdoulaye Gueye, into a significant contributor for the Yellow Jackets in his final two seasons, and helped transfer James Banks III develop into one of the ACC's top defensive players in 2018-19, making the ACC's All-Defensive team.

Reveno's penchant for analytics has led to partnering the Jackets with advance technology systems to help the team's performance, such as the Noah shot-tracking system which was installed in both the Zelnak Practice Facility and the main floor at McCamish Pavilion. In addition to recruiting and on-court coaching, Reveno also handles budget management and game scheduling for the program.

Reveno and his wife, Amanda, have two children: Katie (16) and Andrew (13).

JULIAN SWARTZ

Assistant Coach • 4th year at Tech

A 16-year coaching veteran, including 10 years on the NCAA Division I level, Julian Swartz was named an assistant coach on Josh Pastner's staff in August of 2018.

Swartz, 39, is responsible for on-court development of Tech players and focuses his efforts on the Yellow Jackets' defensive schemes as well as handle recruiting responsibilities. He helped guide Tech's defense to a national ranking of No. 37 in efficiency in 2018-19, according to KenPom.com, and the Yellow Jackets also ranked among the top 15 in effective field goal percentage and three-point defense.

One of two members of head coach Pastner's staff at Memphis to follow him to Georgia Tech, Swartz came to The Flats in May, 2016, after four years with Pastner at Memphis, where he served stints as assistant director of operations, director of player development and interim assistant coach. He served his first two years at Tech as director of recruiting and compliance, which included serving as the staff liaison with compliance, coordinating on-campus recruiting operations and summer camps.

ANTHONY WILKINS

Assistant Coach • 2nd year at Tech

Anthony Wilkins, an Atlanta native who spent the past five seasons on the coaching staff at Tulane University, joined Georgia Tech's basketball staff in June of 2018.

Wilkins, 39, served as an assistant coach for four seasons at Tulane under two head coaches -- Ed Conroy and Mike Dunleavy - after serving as director of basketball operations during his first year with the Green Wave. At Tulane, Wilkins handled game strategy and scout prep responsibilities along with player development and recruiting duties. He also had six years of professional playing experience prior to entering the coaching world.

Focusing his on-court efforts with Tech's offense, the Yellow Jackets made significant strides toward the end of his first season on The Flats, and he is credited with the development of sophomore forward Moses Wright, who averaged more than 15 points and shot 62 percent from the floor over his last five games.

Born in Atlanta, Wilkins lived in the city for much of his childhood and attended Therrell High School for two years before finishing his high school studies at Glenville High School in Cleveland, Ohio.

BIO UPDATES (see game-by-game stats and career highs in stat pack)

10 • Jose Alvarado • G • 6-0 • 179 • Jr.

- Tough, determined, high-motor point guard who has been an ironman for the Yellow Jackets when healthy
- Became the 45th Tech player to reach 1,000 career points with his 23-point performance against Pittsburgh on March 4 (now has 1,021 points)
- Missed seven of eight games after season opener at NC State with right ankle injury, but returned for the Diamond Head Classic and has started every game since (34.3 mpg)
- Has averaged 15.2 points, 4.1 assists and 2.4 steals in that stretch, and has hit 34.9 percent of his three-point tries, 45.9 percent from the floor overall
- Over Tech's last 10 ACC games, has averaged 18.6 points with four 20-points-plus games, and 3.5 assists, while hitting 47.8 percent from the floor, 36.2 percent from three-point range and 77.8 percent from the foul line
- Has hit at least one three-point field goal in 17 straight games, dating back to Jan. 4 at North Carolina, the longest streak for a Tech player since Adam Smith connected in 24 straight games during the 2015-16 season
- Scored a season-high 26 in the Jackets' win over NC State on Jan. 25, coming up with a Tech-record nine steals, including thefts on each of the Wolfpack's final two possessions to preserve the victory
- His nine steals broke the Tech record of eight set by Kenny Anderson, another Brooklyn product, against Duke on Jan. 30, 1991 ... ACC record is 11, and only three ACC players have ever recorded more than nine steals in a game ... Nabbed seven against Miami and leads the ACC in that category
- Hit career high for assists three times in 2020 (8 vs. Duke, 8 vs. BC and 9 vs. Notre Dame)
- Seven 20-point efforts over his last 17 games, beginning with a 25-point performance at North Carolina in which he hit 8-of-12 shots from the floor and 4-of-6 from distance ... Scored 25 at Notre Dame, 20 vs. Virginia Tech
- In ACC games, ranks 7th in scoring (16.22 ppg), No. 5 in field goal percentage (.470), No. 7 in assists (4.50) and No. 1 in steals (2.33)
- For the season, averaging 14.4 points and career-high 4.1 assists in 33.5 minutes per game
- Opened this season by scoring 10 points with seven assists and three turnovers at NC State ... Missed all or part of next eight games (played 17:53 at Georgia)
- Has 50 career double-figure scoring games (16 as a freshman, 20 as a sophomore) ... Has topped 20 points 18 times
- Has risen to No. 11 all-time at Tech in career steals (149)
- Has started all but one game he has been available to play in his career ... Returned from a season-ending injury as a freshman to lead the team in scoring, assists and steals as a sophomore (missed last eight games as a freshman due to broken elbow)
- As a sophomore, led Tech in scoring (12.5 ppg), assists (3.4 pg) and steals (1.8 pg) ... Averaged team-high 12.5 ppg, 3.9 rpg, 3.6 apg, 1.8 steals in ACC games
- Has 14 complete games (40 minutes) in his career

1 • James Banks III • C • 6-10 • 250 • Sr.

- One of the nation's top rim protectors on one of the nation's best defensive teams, made the ACC's All-Defensive team in 2019
- Six double-doubles this season, scoring 20 points with 13 rebounds and five blocked shots at NC State, 20 points and 14 boards vs. Arkansas, 12 points with 10 boards and eight blocks vs. Bethune-Cookman, 14 points and a career-high 15 boards with seven blocks vs. Duke, 13 and 10 at Notre Dame (Feb. 1), 13 and 14 vs. Miami
- No. 2 in the ACC and No. 21 in the nation in blocked shots (2.43 per game)
- Ranks No. 8 in ACC in rebound average (7.50 rpg) in all games and No. 11 in ACC games only (7.58)
- Tech's No. 4 scorer currently at 9.5 ppg, finished last season second on the team
- In ACC games, averaging 9.6 points, 7.6 rebounds, and hitting 55 percent of his shots from the floor
- Has shot 62.9 percent from the foul line in team-high 124 attempts; 63.9 percent in ACC games ... Knocked down a pair of FT with two seconds remaining in OT for winning points at NC State on Nov. 5
- One of 10 ACC seniors under consideration to represent the conference in the 2020 Dos Equis 3X3U National Championship which will take place at Atlantic Station during the NCAA Final Four weekend
- Ranks No. 8 all-time at Tech in career blocked shots (151)
- Imposing physical presence in the middle ... Has a wingspan of 7 feet, 5.35 inches and a standing reach of 9 feet, 3.5 inches
- Transferred from Texas prior to the 2018-19 season and was granted immediate eligibility by the NCAA on Nov. 13, enabling him to join the Jackets on the court for their game at Tennessee ... Moved into the starting lineup in game 6 against St. John's (started 25 games)
- Ranked 11th nationally in blocked shots (2.52 per game) last season, led the ACC in all games and in conference games only (2.56) ... 31 blocks in his final 10 games, more than a third of his season total

3 • Evan Cole • F • 6-10 • 226 • Jr.

- Versatile frontcourt player who made the starting lineup to begin last season, but injuries and illness relegated him to a reserve role ... Worked all summer and preseason to be the Jackets' No. 2 post player behind James Banks
- Averaged 12.6 minutes this season (11.9 in ACC games), averaging 4.6 points and 3.6 rebounds per game while hitting 47.5 percent of his shots from the floor
- Averaging 4.6 points and hit 47.5 percent of his field goals vs. ACC opponents
- Two double-digit efforts in ACC games ... Came off the bench to score 11 points in Tech's Jan. 25 win over NC State, his first double-digit game since Jan. 2, 2019 and first in an ACC game since his freshman year ... Scored 10 points with eight boards against Pittsburgh
- Had a 10-rebound game against Morehouse, his first double-digit rebound game since his freshman year
- Gave Tech a lift with Banks in foul trouble at Wake Forest, scoring nine points with seven boards in 19 minutes ... Six points and four boards vs. Miami
- Big part of Tech's Jan. 4 win at North Carolina, scoring nine points on 4-of-7 shooting with two assists and no turnovers in 16:17 ... Six points, four rebounds vs. Virginia
- Also had nine points and nine boards vs. Elon, eight points and nine boards vs. Arkansas
- Started two games against Bethune-Cookman and Nebraska (8 pts, 6 reb) ... Missed Virginia Tech and Pitt games with a sprained right ankle
- Success comes from hard cutting offensively and crashing the glass at both ends of the floor
- Played well last season when not injured (missed five games with an ankle injury, three more with the flu) ... Played in 18 games (3 starts) and averaged 4.1 points and 2.4 rebounds.
- Played in 24 games as a freshman, averaging 13.8 minutes in them ... Started the last seven games ... First and only career double-double (10/10) vs. Wake Forest in final regular-season game
- Originally signed a letter-of-intent to attend UNC-Wilmington, but received a release when the Seahawks' coach, Kevin Keatts, left to become the head coach at NC State

0 • Michael Devoe • G • 6-5 • 193 • So.

- One of the most improved players in the ACC from freshman to sophomore seasons, improving his scoring average more than six points per game overall and four points per game in conference play
- Left-handed combo guard with a high IQ who got off to a fast start scoring and shooting the ball in Tech's first six games, leading the ACC and sitting among the nation's top five in scoring
- Currently No. 8 in the ACC in scoring (15.85) and No. 4 in field goal percentage (47.3) ... Has hit 42.9 percent of his three-point tries, 44.4 percent in ACC games, does not have enough makes to qualify for conference rankings
- Missed three games (NC State, Morehouse, Notre Dame) with a bruised left foot, but has averaged 15.1 points (41-of-80 FG, 16-of-33 3pt, 23-of-27 FT) and 4.8 assists in eight games since his return ... Scored 22 points with seven assists at Pitt, 24 points with five assists at Wake Forest
- Has knocked down a three-pointer in eight straight games, hitting 16-of-38 (42.1 pct.) over that stretch
- No. 6 in the ACC in minutes played (35.08 mpg)
- Scored 20 or more points five times in Tech's first six games this season, nine times altogether ... Scored career-best 34 at Georgia with career-high nine rebounds
- Added 27 against Bethune-Cookman, including the game-winning points on a layup and free throw with seven seconds left, and followed that with 26 vs. Nebraska
- Was Tech's third-leading scorer overall (9.7) and in ACC games (10.4 ppg) as a freshman ... Hit 43.8 percent of his three-point tries on conference play, best on the team and better than all but two of the qualifying ACC players in conference rankings (2.0 made per game minimum)
- Scored in double digits 35 times in his career, including 15 as a freshman, and has nine 20+ games

BIO UPDATES (see game-by-game stats and career highs in stat pack)

14 • David Didenko • F • 6-9 • 232 • So.

- Last name pronounced "duh-DEN-ko"
- Played in six games this season, scoring his first points on a three-pointer vs. Morehouse
- Native of Russia who attended Boca Raton Community School in Florida and spent the 2018-19 season at Palm Beach State College, a junior college in Boca Raton
- Excellent student and a full academic qualifier out of high school who signed a letter-of-intent to attend Tech in November, 2018 and enrolled for the summer, 2019 term
- Eligible immediately and has three seasons with the Yellow Jackets ... Excellent physical size with high basketball IQ and skills
- Born in Yakutsk, Russia, came to Brooklyn, N.Y., in August, 2010, at the age of 11, on vacation, and has remained in the United States
- Prior to his enrollment at Boca Raton Community High School, attended Northeast High School as a junior, and Montverde Academy for his ninth- and 10th grade years
- Played in 27 games, starting four, for Palm Beach State, where he averaged 3.8 points and 3.4 rebounds ... Team went 21-9
- Hit 32.7 percent of his shots from the floor, 21.7 from three-point range and 60.5 percent from the foul line
- Hit double figures three times, scoring 12 points each against Cape Fear CC, Polk State College and Florida National Univ. JV

12 • Khalid Moore • F • 6-7 • 203 • So.

- First name pronounced "kuh-LEED"
- Athletic and long (7-foot, 0.5-inch wingspan) forward with good scoring ability and basketball IQ
- No. 5 on the team in steals, No. 5 in assists, No. 8 in scoring
- Started Tech's first nine games this season, 12 altogether ... Started three games against NC State, Morehouse and Notre Dame, replacing injured Michael Devoe (14 total points, 5-12 FG, only one turnover in 52 minutes)
- Averaging 3.3 points and 2.2 rebounds for the season
- Does a lot of things that don't show up in the box score, good passer, moves well without the ball, keeps Tech offense moving, and his length and activity is an asset on defense ... Plus/minus rating generally on the positive side
- Excellent sophomore debut with 11 points, four rebounds, three assists and six steals in Tech's victory at NC State ... Collected a critical offensive rebound and dish to James Banks for field goal attempt on which he was fouled for the winning points
- Two double-figure games this season, also scored 10 at Kentucky
- Played in all but one game as a freshman, starting 10 times, including the regular-season finale at NC State and the ACC Tournament game vs. Notre Dame
- Finished the season with eight points at NC State and 11 against Notre Dame, hitting 7-of-14 shots from the floor with three assists and no turnovers in 68 minutes
- Career-high 14 points (6-6 FG, 2-2 on 3s) vs. Florida A&M
- One of two New York natives on the team ... Came from the same high school (Archbishop Molloy) as Yellow Jackets' legendary point guard Kenny Anderson, and played on the same AAU team as teammate Jose Alvarado

11 • Bubba Parham • G • 5-10 • 160 • Jr.

- Last name pronounced "PAR-um"
- Atlanta-area product who transferred to Georgia Tech following two standout seasons at VMI, where he made the All-Southern Conference team as a sophomore and was named SoCon Freshman of the Year
- High-volume three-point shooter who can score in a variety of ways despite his small stature
- Was granted immediate eligibility by the NCAA on Sept. 11, and has two seasons of eligibility remaining
- Started six games this season while Jose Alvarado was sidelined, averages 26.6 minutes per game ... Averaging 5.2 points and 1.8 assists per game, and is 24-of-28 at the free throw line
- Has six double-figure scoring games this season, all against power conference teams (Georgia, Arkansas, Syracuse, Kentucky, North Carolina, Virginia Tech)
- In ACC games, has hit 29.6 percent of his threes and averaged 2.0 assists while averaging 25.4 minutes off the bench
- Has had 16 games with zero or one turnover
- Ranked No. 18 among 2019-20 transfer class by Stadium's Jeff Goodman, who quoted a scout as saying, "He's a badass. Cat-quick combo guard who can score 40. Elite in ball screens, deep range and can really pass."
- Topped the SoCon in scoring with 21.4 points per game, and became the 41st player in VMI history to reach the 1,000-point mark
- Ranked third in the SoCon with 3.63 three-point field goals per game, hitting 39.7 percent of his attempts, and had 10 games with five or more three-pointers made during the season
- Led the team in assists with 105 (3.5 per game), which ranked sixth in the SoCon
- Became the first VMI freshman to earn conference Freshman of the Year honors since 2010-11 (Big South Conference) and the first VMI SoCon FOTY since 2001-02

2 • Shembari Phillips • G • 6-4 • 210 • r-Sr.

- First name pronounced "shem-BARR-ee"
- Combo guard with experience and excellent athletic ability
- Played in 14 games, with a season high of 19 minutes against Morehouse (season high seven points and five assists) ... Hit a pair of three-point field goals for six points against Ball State
- Got a Senior Night start against Pittsburgh and hit a three-point field goal
- Sat out the 2017-18 season after transferring from Tennessee, and is in his final year of eligibility with Tech
- Made the starting lineup to begin last season, started six games, averaging 19.7 minutes, 4.7 points and 1.3 assists per game
- Scored 10 points against Lamar with four assists in the season opener, which turned out to be his season high
- Played in only 11 of Tech's last 18 games, but played 10 minutes at Clemson and 22 against Louisville in the absences of Brandon Alston and Jose Alvarado
- Played in nine ACC games (DNP last two regular season games)
- Hit 32.6 percent from the floor and 4-of-22 from three-point range
- Part-time starter at Tennessee (24 starts, 64 games) over two years with the Volunteers who shot 37.1 percent from three-point range and 77 percent from the free throw line ... Proved himself to be a capable scorer and established a reputation as a good defender

23 • Asanti Price • G • 6-5 • 177 • Fr.

- First name pronounced "uh-SONN-tee," nickname is "ASAP"
- High-level prep shooter and late-bloomer who signed with Georgia Tech in the spring of 2019
- Averaging 2.7 points and 2.0 rebounds while hitting 29.6 percent from the floor in 15 games (14.7 mpg) ... Played in seven ACC games, not since Feb. 4 vs. Virginia Tech
- Went 1-for-4 in 19 minutes in his collegiate debut at NC State, but his lone field goal (a three-pointer) on Tech's first possession of overtime gave the Jackets their first lead of the game
- Scored season-high six points against Nebraska, grabbed season-high 10 rebounds against Elon
- Averaged 19 minutes off the bench over Tech's first nine games, but did not play in the Diamond Head Classic ... Played in four of nine ACC games since then, plus Morehouse
- Has tremendous athleticism and vertical leap, long range on his outside shot and excellent defensive capability, according to his high school coach
- Class 3A all-state selection for coach Zach Norris at W.J. Keenan High School, where he helped lead the Raiders to a 30-1 record and a state championship as a senior
- Led Keenan with 17.9 points per game and was considered one of the top shooters in the area during the 2018-19 season
- Rated a three-star prospect and was ranked No. 74 among shooting guards nationally in the 247Sports composite rankings

35 • Kristian Sjolund • F • 6-8 • 213 • So.

- Last name pronounced "SHO-lund" ... Sitting out this season as a redshirt
- Successful and versatile high school performer with international experience
- Has the ability to stretch the floor with his jump shot, has impressive shot mechanics, a smooth shooting motion and deep range on his shot ... Runs the floor well, has good athleticism, hands and footwork
- Has a 6-foot, 10.25-inch wingspan, and gained 20 pounds and two inches on his vertical jump while doing extra work with strength coach Dan Taylor on practice days
- Played in 21 games as a freshman, with his most extensive court time coming a six-game stretch in February (48 points in 127 minutes) ... Two double-figure games in that stretch, 11 points each against Virginia Tech and Florida State
- In his 13 games prior to that, scored nine total points in 62 total minutes
- Played with Norway in the 2015 FIBA U16 European Championships, averaging 18.7 points and 5.9 rebounds a game; then in 2017, he played in the U18 Nordic Championship and scored 7.2 points a game

BIO UPDATES (see game-by-game stats and career highs in stat pack)

4 • Jordan Usher • G/F • 6-7 • 220 • Jr.

- Atlanta-area product who transferred to Georgia Tech from the University of Southern California prior to the start of spring semester 2019
- Became eligible Dec. 18 vs. Ball State and has started every game since
- Has seven double-digit games, three in last six games (11 vs. Louisville, 10 at Wake Forest, 10 vs. Pittsburgh) ... Scored a high of 18 against Boise State and 13 at Boston College
- Averaging 8.0 points and 4.2 rebounds per game
- Became more comfortable out in Hawai'i, averaging 12.0 points and 4.7 rebounds in three games with a season high of 18 points and seven rebounds in the Jackets' win over Boise State and 10 against Houston
- Tech is 5-2 in games he scored in double-digits
- Has hit 74 percent (37-of-50) from the free throw line
- Strong wing with size, a high motor and the ability to get to the rim and create scoring opportunities ... His athleticism and strength make him a force both offensively and defensively
- Prior to leaving the USC team, started twice and saw action in 12 games overall last season ... Averaged a career-high 24.5 minutes per game, with 8.6 points per game and 3.7 rebounds per game ... Hit 45.2 percent of his shots from the floor, and was 8-of-28 from three-point range
- As a freshman, averaged 4.8 points and 2.0 rebounds and played in all 36 games for the Trojans ... Made his only two starts of the season in the NIT, scoring 13 points each vs. UNC Asheville and Western Kentucky
- Was the only Trojan to shoot over 40 percent from the field and three-point range and 75 percent or more from the free throw line ... His 40.9 percent shooting from three-point range tied for third all-time among USC freshmen

5 • Moses Wright • F • 6-9 • 230 • Jr.

- Fast developing, athletic frontcourt player who had played one year of varsity basketball in high school before signing with Tech in spring of 2017
- One of the most improved players in the ACC this season, having doubled his scoring and rebounding averages from his sophomore year ... Shooting percentages have improved as well (6.3% FG, 3.3% 3pt, 11.3% FT)
- Has added about 25 pounds since last year
- Consistent performer all season long, only six games in single-digit points, never two games in a row until the last two (Miami, Pitt)
- Posted a historic performance for a Tech player at Syracuse, scoring 33 points with 10 rebounds ... The 33 points tied the third-most ever recorded by a Tech player in an ACC road game, and were the most for a Jacket in an ACC road game in nearly 20 years ... It beat his previous career best by eight points, having scored as many as 20 points only twice in his career previously ... He made 14 of 17 field goal attempts in the game, with the 14 field goals the third-most ever by a Tech player against an ACC team.
- Currently Tech's No. 3 scorer (13.2 ppg, 16th in the ACC) and No. 2 rebounder (7.0 rpg, 14th ACC) who has connected on 53.3 percent of his shots from the floor (No. 3 in the ACC)
- Averaging 13.7 points in ACC games (16th) while grabbing 6.8 rebounds per game (16th ACC) and hitting 50.7 percent from the floor (No. 4 ACC)
- Has seven double-doubles this season, including four vs. ACC teams (13/10 at Florida State, 12/10 vs. Duke, 18/10 at Boston College, 33/10 at Syracuse) ... Previously: 12/12 vs. Bethune-Cookman, 13/10 at Kentucky, 19/10 vs. Houston, 13/10 at Florida State
- Made the all-tournament team at the Diamond Head Classic, averaging a team-high 17.7 points and 7.3 rebounds while hitting 63.6 percent of his shots from the floor ... Scored 18 with nine rebounds vs. Boise State, 19 and 10 vs. Houston and 16 with nine boards vs. Hawai'i ... Earned him ACC Player of the Week honors
- Has hit 47-of-71 free throws (66.2 pct.) in his last 18 games after connecting on just 4-of-14 in the first nine games of the season
- Scored 18 points at Georgia (16 in second half), hitting 8-of-15 FG, with nine rebounds and two blocks
- Began to blossom for the Jackets in last five games of 2018-19 ... Averaged 15.6 points and 6.2 rebounds, while hitting 36-of-58 shots from the floor (62 pct.) ... Included a career-best 25 points (12-of-18 FG) with seven rebounds, three assists and two blocks vs. Notre Dame in ACC Tournament
- Grew four inches and added 40 pounds after his sophomore year in high school... Has a 6-foot, 11.25-inch wingspan
- First North Carolina native to sign with Tech since Anthony Morrow (Charlotte), who played at Tech from 2004-08 and was an eight-year NBA veteran

13 • Coleman Boyd • G • 6-1 • 173 • Fr.

- Non-scholarship guard who enrolled at Tech for the summer term
- Hit a three-pointer against Morehouse for his first collegiate points
- All-state point guard from Georgia private school powerhouse Mt. Bethel Christian Academy
- Four-year letterwinner and captain at Mt. Bethel, which won state Georgia Independent Christian Athletic Association (GICAA) championships in 2017 and 2019, and reached the final four in 2016 and 2019 ... Team went 97-26 in his four years
- Earned all-region and honorable mention all-state honors in 2019 by the Georgia High School Association
- Played at Mt. Bethel for his father, Cal, a longtime successful high school coach in the Atlanta area and a standout basketball player at Wake Forest following a legendary high school career at Campbell High School in Smyrna

34 • Niko Broadway • G • 6-3 • 195 • Fr.

- Non-scholarship guard who enrolled at Tech for the fall term
- Scored his first collegiate points on a reverse layup against Morehouse
- Comes from a Tech family ... Both parents went to Tech, and his brother, Olin, is on the football team
- Two-year starter for coach Aaron Parr who helped St. Pius X win 102 games while he was on the varsity team ... Second-team all-state and first team
- All-region as a senior, when he averaged 10.6 points, 5.4 rebounds and 2.1 assists per game, all second-best on the team
- Led St. Pius X to back-to-back runner-up finishes in the state championship in 2017 and 2018 (both at McCamish Pavilion), and three consecutive region titles in 2017, 2018 and 2019

45 • Shaheed Medlock • G • 6-5 • 196 • Sr.

- Non-(athletic)-scholarship player who enrolled at Tech and joined the basketball program in the summer of 2016 ... Was not on the team in 2017-18, but returned for the 2018-19 season
- Played in seven games for the Yellow Jackets over the past three years
- Enrolled at Tech on a Bill Gates Millennium Scholarship
- Earned a reputation as an outstanding defensive player in high school

55 • Malachi Rice • G • 6-0 • 186 • Jr.

- Left-handed point guard who played four years, lettering in three, on the varsity team at Brebeuf Jesuit Preparatory School ... Led Brebeuf to Circle City Conference championships twice
- Played in six games for the Yellow Jackets over the past two years ... Played in just one game this season, missing opportunities due to an injured ankle
- Older brother Solomon is a distance runner on the track team at Columbia University ... Twin brother Isaiah is a freshman walk-on basketball player at Vanderbilt ... His uncle, Kenneth Rice, played basketball at Alabama from 1988-91

2019-20 SEASON STATISTICS AND RESULTS

Game Records

| Record | Overall | Home | Away | Neutral |
|----------------|---------|------|------|---------|
| ALL GAMES | 16-14 | 10-6 | 5-7 | 1-1 |
| CONFERENCE | 10-9 | 6-4 | 4-5 | 0-0 |
| NON-CONFERENCE | 6-5 | 4-2 | 1-2 | 1-1 |

Score by Periods

| Team | 1st | 2nd | OT | TOT |
|--------------|-----|------|----|------|
| Georgia Tech | 949 | 1103 | 9 | 2061 |
| Opponents | 915 | 1073 | 9 | 1997 |

Team Box Score

| No. Player | | | | | Total | | 3-Point | | F-Throw | | Rebounds | | | | | | | | | | | |
|------------|--------------------|-------|--------|------|----------|-------|---------|------|---------|------|----------|-----|------|------|-----|----|-----|-----|-----|-----|------|------|
| | | GP-GS | MIN | AVG | FG-FGA | FG% | 3FG-FGA | 3FG% | FT-FTA | FT% | OFF | DEF | TOT | AVG | PF | DQ | A | TO | BLK | STL | PTS | AVG |
| 0 | DEVOE, Michael | 27-27 | 947:14 | 35.1 | 150-317 | .473 | 51-119 | .429 | 77-103 | .748 | 11 | 93 | 104 | 3.9 | 64 | 2 | 95 | 89 | 3 | 32 | 428 | 15.9 |
| 10 | ALVARADO, Jose | 23-22 | 770:01 | 33.5 | 116-259 | .448 | 40-120 | .333 | 60-75 | .800 | 9 | 71 | 80 | 3.5 | 64 | 2 | 95 | 58 | 2 | 51 | 332 | 14.4 |
| 5 | WRIGHT, Moses | 30-30 | 915:16 | 30.5 | 168-315 | .533 | 7-29 | .241 | 53-88 | .602 | 54 | 156 | 210 | 7.0 | 93 | 4 | 27 | 81 | 35 | 18 | 396 | 13.2 |
| 1 | BANKS III, James | 30-28 | 887:26 | 29.6 | 104-199 | .523 | 0-1 | .000 | 78-124 | .629 | 84 | 142 | 226 | 7.5 | 108 | 7 | 31 | 60 | 73 | 30 | 286 | 9.5 |
| 4 | USHER, Jordan | 22-22 | 579:02 | 26.3 | 66-162 | .407 | 8-41 | .195 | 37-50 | .740 | 15 | 78 | 93 | 4.2 | 57 | 1 | 48 | 57 | 6 | 17 | 177 | 8.0 |
| 11 | PARHAM, Bubba | 30-6 | 797:52 | 26.6 | 53-149 | .356 | 26-86 | .302 | 24-28 | .857 | 12 | 63 | 75 | 2.5 | 85 | 3 | 53 | 41 | 1 | 25 | 156 | 5.2 |
| 3 | COLE, Evan | 26-2 | 328:31 | 12.6 | 48-101 | .475 | 4-20 | .200 | 20-37 | .541 | 34 | 60 | 94 | 3.6 | 39 | 0 | 10 | 20 | 8 | 8 | 120 | 4.6 |
| 12 | MOORE, Khalid | 28-12 | 487:51 | 17.4 | 30-87 | .345 | 8-26 | .308 | 24-47 | .511 | 15 | 47 | 62 | 2.2 | 47 | 3 | 33 | 35 | 4 | 20 | 92 | 3.3 |
| 23 | PRICE, Asanti | 15-0 | 219:52 | 14.7 | 16-54 | .296 | 4-31 | .129 | 4-9 | .444 | 7 | 23 | 30 | 2.0 | 9 | 0 | 11 | 18 | 4 | 10 | 40 | 2.7 |
| 24 | JAMES, Jehloni | 1-0 | 00:40 | 0.7 | 1-1 | 1.000 | 0-0 | .000 | 0-0 | .000 | 0 | 0 | 0 | 0.0 | 0 | 0 | 0 | 0 | 0 | 0 | 2 | 2.0 |
| 2 | PHILLIPS, Shembari | 14-1 | 72:42 | 5.2 | 7-25 | .280 | 5-17 | .294 | 3-6 | .500 | 2 | 5 | 7 | 0.5 | 3 | 0 | 11 | 1 | 2 | 1 | 22 | 1.6 |
| 13 | BOYD, Coleman | 4-0 | 07:16 | 1.8 | 2-5 | .400 | 1-4 | .250 | 0-0 | .000 | 0 | 2 | 2 | 0.5 | 1 | 0 | 3 | 0 | 0 | 1 | 5 | 1.3 |
| 34 | BROADWAY, Niko | 3-0 | 04:27 | 1.5 | 1-3 | .333 | 0-0 | .000 | 0-0 | .000 | 2 | 2 | 4 | 1.3 | 2 | 0 | 1 | 0 | 0 | 0 | 2 | 0.7 |
| 14 | DIDENKO, David | 6-0 | 24:60 | 4.2 | 1-8 | .125 | 1-7 | .143 | 0-0 | .000 | 1 | 5 | 6 | 1.0 | 0 | 0 | 0 | 1 | 1 | 1 | 3 | 0.5 |
| 45 | MEDLOCK, Shaheed | 3-0 | 03:55 | 1.3 | 0-0 | .000 | 0-0 | .000 | 0-0 | .000 | 0 | 0 | 0 | 0.0 | 2 | 0 | 0 | 1 | 0 | 0 | 0 | 0.0 |
| 55 | RICE, Malachi | 1-0 | 01:04 | 1.1 | 0-0 | .000 | 0-0 | .000 | 0-0 | .000 | 0 | 0 | 0 | 0.0 | 0 | 0 | 0 | 0 | 0 | 1 | 0 | 0.0 |
| Team | | | | | | | | | | | 49 | 48 | 97 | | | | | 22 | | | | |
| Total | | 30 | 6048 | | 763-1685 | .453 | 155-501 | .309 | 380-567 | .670 | 295 | 795 | 1090 | 36.3 | 574 | 22 | 418 | 484 | 139 | 215 | 2061 | 68.7 |
| Opponents | | 30 | 6050 | | 698-1740 | .401 | 162-564 | .287 | 439-619 | .709 | 317 | 703 | 1020 | 34.0 | 542 | 14 | 362 | 420 | 110 | 229 | 1997 | 66.6 |

Team Statistics

| | GATECH | OPP |
|------------------------|-----------------|-----------------|
| Scoring | 2061 | 1997 |
| Points per game | 68.7 | 66.6 |
| Scoring margin | +2.1 | - |
| Field goals-att | 763-1685 | 698-1740 |
| Field goal pct | .453 | .401 |
| 3 point fg-att | 155-501 | 162-564 |
| 3-point FG pct | .309 | .287 |
| 3-pt FG made per game | 5.2 | 5.4 |
| Free throws-att | 380-567 | 439-619 |
| Free throw pct | .670 | .709 |
| F-Throws made per game | 12.7 | 14.6 |
| Rebounds | 1090 | 1020 |
| Rebounds per game | 36.3 | 34.0 |
| Rebounding margin | +2.3 | - |
| Assists | 418 | 362 |
| Assists per game | 13.9 | 12.1 |
| Turnovers | 484 | 420 |
| Turnovers per game | 16.1 | 14.0 |
| Turnover margin | -2.1 | - |
| Assist/turnover ratio | 0.9 | 0.9 |
| Steals | 215 | 229 |
| Steals per game | 7.2 | 7.6 |
| Blocks | 139 | 110 |
| Blocks per game | 4.6 | 3.7 |
| Winning streak | 3 | - |
| Home win streak | 7 | - |
| Attendance | 90260 | 156176 |
| Home games-Avg/Game | 16-5641 | 12-13015 |
| Neutral site-Avg/Game | - | 2-5882 |

Team Results

| Date | Opponent | | Score | Att. |
|------------|-------------------|-----|-------|-------|
| 11/05/2019 | at NC State | Wot | 82-81 | 17133 |
| 11/11/2019 | Elon | W | 64-41 | 4624 |
| 11/20/2019 | at Georgia | L | 78-82 | 10205 |
| 11/25/2019 | Arkansas | Lot | 61-62 | 6547 |
| 12/01/2019 | Bethune-Cookman | W | 68-65 | 4552 |
| 12/04/2019 | Nebraska | W | 73-56 | 5133 |
| 12/07/2019 | Syracuse | L | 63-97 | 5743 |
| 12/14/2019 | at Kentucky | L | 53-67 | 20111 |
| 12/18/2019 | Ball St. | L | 47-65 | 4203 |
| 12/22/2019 | vs Boise St. | W | 74-60 | 6179 |
| 12/23/2019 | vs Houston | L | 59-70 | 5585 |
| 12/25/2019 | at Hawaii | W | 70-53 | 6356 |
| 12/31/2019 | at Florida St. | L | 58-70 | 6837 |
| 01/04/2020 | at North Carolina | W | 96-83 | 21099 |
| 01/08/2020 | Duke | L | 64-73 | 8600 |
| 01/11/2020 | at Boston College | W | 71-52 | 6217 |
| 01/15/2020 | Notre Dame | L | 74-78 | 5899 |
| 01/18/2020 | Virginia | L | 58-63 | 7314 |
| 01/22/2020 | at Louisville | L | 64-68 | 15001 |
| 01/25/2020 | NC State | W | 64-58 | 6794 |
| 01/28/2020 | Morehouse | W | 82-54 | 4133 |
| 02/01/2020 | at Notre Dame | L | 72-80 | 8240 |
| 02/04/2020 | Virginia Tech | W | 76-57 | 4727 |
| 02/08/2020 | at Pittsburgh | L | 64-73 | 10754 |
| 02/12/2020 | Louisville | W | 64-58 | 5801 |
| 02/19/2020 | at Wake Forest | W | 86-79 | 7562 |
| 02/22/2020 | at Syracuse | L | 72-79 | 26661 |
| 02/25/2020 | Clemson | W | 68-59 | 4763 |
| 02/29/2020 | Miami (FL) | W | 63-57 | 6681 |
| 03/04/2020 | Pittsburgh | W | 73-57 | 4746 |

2019-20 SEASON STATISTICS - ACC GAMES ONLY

Game Records

| Record | Overall | Home | Away | Neutral |
|----------------|---------|------|------|---------|
| ALL GAMES | 10-9 | 6-4 | 4-5 | 0-0 |
| CONFERENCE | 10-9 | 6-4 | 4-5 | 0-0 |
| NON-CONFERENCE | 0-0 | 0-0 | 0-0 | 0-0 |

Score by Periods

| Team | 1st | 2nd | OT | TOT |
|--------------|-----|-----|----|------|
| Georgia Tech | 625 | 700 | 7 | 1332 |
| Opponents | 575 | 741 | 6 | 1322 |

Team Box Score

| No. | Player | | | | Total | | 3-Point | | F-Throw | | Rebounds | | | | | | | | | | | | | |
|-----------|--------------------|-------|--------|------|----------|------|---------|------|---------|------|----------|-----|-----|------|-----|----|-----|-----|-----|-----|------|------|--|--|
| | | GP-GS | MIN | AVG | FG-FGA | FG% | 3FG-FGA | 3FG% | FT-FTA | FT% | OFF | DEF | TOT | AVG | PF | DQ | A | TO | BLK | STL | PTS | AVG | | |
| 10 | ALVARADO, Jose | 18-17 | 634:55 | 35.3 | 103-219 | .470 | 36-101 | .356 | 50-65 | .769 | 8 | 62 | 70 | 3.9 | 51 | 2 | 81 | 52 | 2 | 43 | 292 | 16.2 | | |
| 0 | DEVOE, Michael | 17-17 | 594:03 | 34.9 | 83-176 | .472 | 32-72 | .444 | 45-57 | .789 | 7 | 54 | 61 | 3.6 | 37 | 0 | 68 | 58 | 1 | 18 | 243 | 14.3 | | |
| 5 | WRIGHT, Moses | 19-19 | 601:42 | 31.7 | 110-217 | .507 | 4-17 | .235 | 37-64 | .578 | 37 | 93 | 130 | 6.8 | 63 | 3 | 19 | 56 | 23 | 14 | 261 | 13.7 | | |
| 1 | BANKS III, James | 19-19 | 586:53 | 30.9 | 72-131 | .550 | 0-0 | .000 | 39-61 | .639 | 55 | 90 | 145 | 7.6 | 70 | 5 | 19 | 26 | 38 | 22 | 183 | 9.6 | | |
| 4 | USHER, Jordan | 17-17 | 455:45 | 26.8 | 48-120 | .400 | 7-31 | .226 | 25-37 | .676 | 12 | 60 | 72 | 4.2 | 41 | 1 | 38 | 40 | 5 | 12 | 128 | 7.5 | | |
| 3 | COLE, Evan | 16-0 | 190:30 | 11.9 | 28-59 | .475 | 1-10 | .100 | 16-30 | .533 | 22 | 30 | 52 | 3.3 | 25 | 0 | 6 | 12 | 5 | 4 | 73 | 4.6 | | |
| 11 | PARHAM, Bubba | 19-1 | 482:23 | 25.4 | 26-82 | .317 | 16-54 | .296 | 17-20 | .850 | 7 | 41 | 48 | 2.5 | 53 | 2 | 38 | 27 | 0 | 13 | 85 | 4.5 | | |
| 12 | MOORE, Khalid | 17-4 | 185:39 | 10.9 | 13-35 | .371 | 3-7 | .429 | 14-21 | .667 | 6 | 12 | 18 | 1.1 | 26 | 2 | 15 | 9 | 2 | 8 | 43 | 2.5 | | |
| 23 | PRICE, Asanti | 7-0 | 67:27 | 9.6 | 6-15 | .400 | 2-9 | .222 | 1-2 | .500 | 1 | 5 | 6 | 0.9 | 4 | 0 | 3 | 6 | 0 | 0 | 15 | 2.1 | | |
| 2 | PHILLIPS, Shembari | 5-1 | 20:15 | 4.0 | 3-7 | .429 | 3-6 | .500 | 0-2 | .000 | 0 | 1 | 1 | 0.2 | 0 | 0 | 2 | 1 | 1 | 1 | 9 | 1.8 | | |
| 13 | BOYD, Coleman | 1-0 | 01:03 | 1.1 | 0-1 | .000 | 0-1 | .000 | 0-0 | .000 | 0 | 1 | 1 | 1.0 | 1 | 0 | 0 | 0 | 0 | 0 | 0 | 0.0 | | |
| 14 | DIDENKO, David | 2-0 | 03:23 | 1.7 | 0-0 | .000 | 0-0 | .000 | 0-0 | .000 | 0 | 2 | 2 | 1.0 | 0 | 0 | 0 | 0 | 0 | 0 | 0 | 0.0 | | |
| 34 | BROADWAY, Niko | 1-0 | 01:03 | 1.1 | 0-1 | .000 | 0-0 | .000 | 0-0 | .000 | 1 | 0 | 1 | 1.0 | 1 | 0 | 0 | 0 | 0 | 0 | 0 | 0.0 | | |
| Team | | | | | | | | | | | 40 | 30 | 70 | | | | | 15 | | | | | | |
| Total | | 19 | 3825 | | 492-1063 | .463 | 104-308 | .338 | 244-359 | .680 | 196 | 481 | 677 | 35.6 | 372 | 15 | 289 | 302 | 77 | 135 | 1332 | 70.1 | | |
| Opponents | | 19 | 3825 | | 455-1092 | .417 | 106-358 | .296 | 306-424 | .722 | 205 | 421 | 626 | 32.9 | 333 | 12 | 237 | 244 | 80 | 148 | 1322 | 69.6 | | |

Team Statistics

| | GATECH | OPP |
|------------------------|-----------------|-----------------|
| Scoring | 1332 | 1322 |
| Points per game | 70.1 | 69.6 |
| Scoring margin | +0.5 | - |
| Field goals-att | 492-1063 | 455-1092 |
| Field goal pct | .463 | .417 |
| 3 point fg-att | 104-308 | 106-358 |
| 3-point FG pct | .338 | .296 |
| 3-pt FG made per game | 5.5 | 5.6 |
| Free throws-att | 244-359 | 306-424 |
| Free throw pct | .680 | .722 |
| F-Throws made per game | 12.8 | 16.1 |
| Rebounds | 677 | 626 |
| Rebounds per game | 35.6 | 32.9 |
| Rebounding margin | +2.7 | - |
| Assists | 289 | 237 |
| Assists per game | 15.2 | 12.5 |
| Turnovers | 302 | 244 |
| Turnovers per game | 15.9 | 12.8 |
| Turnover margin | -3.1 | - |
| Assist/turnover ratio | 1.0 | 1.0 |
| Steals | 135 | 148 |
| Steals per game | 7.1 | 7.8 |
| Blocks | 77 | 80 |
| Blocks per game | 4.1 | 4.2 |
| Winning streak | 3 | - |
| Home win streak | 6 | - |
| Attendance | 61068 | 119504 |
| Home games-Avg/Game | 10-6107 | 9-13278 |
| Neutral site-Avg/Game | - | 0-0 |

Team Results

| Date | Opponent | | Score | Att. |
|------------|-------------------|-----|-------|-------|
| 11/05/2019 | at NC State | Wot | 82-81 | 17133 |
| 12/07/2019 | Syracuse | L | 63-97 | 5743 |
| 12/31/2019 | at Florida St. | L | 58-70 | 6837 |
| 01/04/2020 | at North Carolina | W | 96-83 | 21099 |
| 01/08/2020 | Duke | L | 64-73 | 8600 |
| 01/11/2020 | at Boston College | W | 71-52 | 6217 |
| 01/15/2020 | Notre Dame | L | 74-78 | 5899 |
| 01/18/2020 | Virginia | L | 58-63 | 7314 |
| 01/22/2020 | at Louisville | L | 64-68 | 15001 |
| 01/25/2020 | NC State | W | 64-58 | 6794 |
| 02/01/2020 | at Notre Dame | L | 72-80 | 8240 |
| 02/04/2020 | Virginia Tech | W | 76-57 | 4727 |
| 02/08/2020 | at Pittsburgh | L | 64-73 | 10754 |
| 02/12/2020 | Louisville | W | 64-58 | 5801 |
| 02/19/2020 | at Wake Forest | W | 86-79 | 7562 |
| 02/22/2020 | at Syracuse | L | 72-79 | 26661 |
| 02/25/2020 | Clemson | W | 68-59 | 4763 |
| 02/29/2020 | Miami (FL) | W | 63-57 | 6681 |
| 03/04/2020 | Pittsburgh | W | 73-57 | 4746 |



2019-20 Georgia Tech Men's Basketball
Points-rebounds-assists
All games

Page 1/2
as of Mar 05, 2020

| Opponent | Date | Score | | 0 DEVOE,MICH | 1 BANKS III, | 2 PHILLIPS,S | 3 COLE,EVAN | 4 USHER,JORD | 5 WRIGHT,MOS | 10 ALVARADO,J | 11 PARHAM,BUB | 12 MOORE,KHAL | 13 BOYD,COLEM | 14 DIDENKO,DA |
|-----------|------------|-------|-----|-----------------|-----------------|-----------------|----------------|-----------------|-----------------|------------------|------------------|------------------|------------------|------------------|
| at NCSU | 11/05/2019 | 82-81 | Wot | 22-3-3 | 20-13-3 | DNP | 2-0-0 | DNP | 12-9-1 | 10-2-7 | 1-1-3 | 11-4-3 | DNP | DNP |
| Elon | 11/11/2019 | 64-41 | W | 22-1-3 | 11-6-0 | 0-0-2 | 9-9-2 | DNP | 2-6-0 | DNP | 5-6-0 | 8-9-5 | 0-1-1 | 0-0-0 |
| at UGa | 11/20/2019 | 78-82 | L | 34-9-2 | 4-5-4 | 0-0-0 | 4-1-0 | DNP | 18-9-0 | 2-3-2 | 10-3-2 | 3-3-1 | DNP | DNP |
| Ark | 11/25/2019 | 61-62 | Lot | 12-6-3 | 20-14-1 | 0-0-0 | 8-9-0 | DNP | 6-4-1 | DNP | 10-4-2 | 3-7-0 | DNP | DNP |
| BCU | 12/01/2019 | 68-65 | W | 27-1-2 | 12-10-3 | 0-0-0 | 4-3-1 | DNP | 12-12-2 | DNP | 6-2-1 | 7-1-2 | DNP | DNP |
| Nebr | 12/04/2019 | 73-56 | W | 26-8-7 | 4-8-1 | DNP | 8-6-0 | DNP | 18-9-2 | DNP | 6-4-4 | 5-5-4 | DNP | 0-1-0 |
| Syr | 12/07/2019 | 63-97 | L | 7-0-6 | 8-3-0 | 3-0-1 | 4-6-0 | DNP | 17-9-1 | DNP | 11-1-3 | 8-2-6 | DNP | DNP |
| at UK | 12/14/2019 | 53-67 | L | 5-2-4 | 6-2-1 | 0-0-1 | 5-2-0 | DNP | 13-10-0 | DNP | 10-2-1 | 10-3-3 | DNP | DNP |
| BSU | 12/18/2019 | 47-65 | L | 11-4-0 | 13-9-1 | 6-0-1 | 2-1-0 | 4-4-0 | 2-4-2 | DNP | 7-1-3 | 2-4-1 | DNP | DNP |
| vs Boise | 12/22/2019 | 74-60 | W | 13-9-1 | 4-7-1 | 0-2-0 | 0-0-0 | 18-7-2 | 18-9-0 | 14-1-1 | 5-1-0 | 2-5-0 | DNP | DNP |
| vs UH | 12/23/2019 | 59-70 | L | 17-2-1 | 6-5-0 | DNP | DNP | 10-4-1 | 19-10-0 | 7-0-4 | 0-1-0 | 0-0-1 | DNP | DNP |
| at Hawaii | 12/25/2019 | 70-53 | W | 18-1-4 | 11-6-0 | 0-0-0 | 0-1-0 | 8-3-1 | 16-3-0 | 8-5-4 | 7-3-0 | 0-6-0 | 2-0-0 | 0-0-0 |
| at FSU | 12/31/2019 | 58-70 | L | 19-3-3 | 8-6-0 | DNP | DNP | 11-1-3 | 13-10-0 | 4-2-5 | 3-2-4 | 0-0-0 | DNP | DNP |
| at UNC | 01/04/2020 | 96-83 | W | 4-3-2 | 12-7-0 | DNP | 9-3-2 | 7-3-2 | 22-7-1 | 25-1-8 | 11-3-3 | 2-1-0 | DNP | DNP |
| Duke | 01/08/2020 | 64-73 | L | 12-1-4 | 14-15-0 | DNP | 2-1-0 | 0-1-1 | 12-10-3 | 18-1-5 | 6-6-0 | 0-0-0 | DNP | DNP |
| at BC | 01/11/2020 | 71-52 | W | 9-2-3 | 13-5-1 | 0-0-1 | 4-3-1 | 13-6-2 | 18-10-0 | 9-5-8 | 5-6-2 | 0-0-0 | DNP | 0-0-0 |
| ND | 01/15/2020 | 74-78 | L | 22-9-2 | 10-6-0 | DNP | 2-2-0 | 8-3-2 | 16-5-1 | 7-5-9 | 7-2-1 | 0-0-0 | DNP | DNP |
| UVa | 01/18/2020 | 58-63 | L | 6-5-4 | 10-9-5 | DNP | 6-4-1 | 6-1-1 | 7-5-1 | 20-2-2 | 3-4-2 | DNP | DNP | DNP |
| at LOU | 01/22/2020 | 64-68 | L | 21-4-3 | 12-7-0 | DNP | 0-0-0 | 7-5-2 | 11-3-1 | 13-10-2 | 0-1-3 | DNP | DNP | DNP |
| NCSU | 01/25/2020 | 64-58 | W | DNP | 6-7-1 | 0-0-0 | 11-4-0 | 8-7-6 | 4-3-0 | 26-8-2 | 4-1-2 | 5-1-0 | DNP | DNP |
| More | 01/28/2020 | 82-54 | W | DNP | 12-9-0 | 7-4-5 | 7-10-1 | 9-3-6 | 11-4-1 | 9-1-3 | 5-0-2 | 9-1-1 | 3-0-2 | 3-3-0 |
| at ND | 02/01/2020 | 72-80 | L | DNP | 13-10-2 | DNP | 6-5-0 | 8-4-1 | 17-8-4 | 25-6-1 | 3-4-1 | 0-2-0 | DNP | DNP |
| Hokies | 02/04/2020 | 76-57 | W | 12-5-4 | 6-7-1 | 3-1-0 | DNP | 8-3-2 | 14-7-0 | 20-3-6 | 10-2-1 | 3-3-1 | 0-1-0 | 0-2-0 |
| at Pitt | 02/08/2020 | 64-73 | L | 22-2-7 | 7-11-1 | DNP | DNP | 7-4-3 | 12-7-0 | 9-4-4 | 3-2-3 | 4-1-0 | DNP | DNP |
| LOU | 02/12/2020 | 64-58 | W | 11-4-5 | 10-3-1 | DNP | 0-2-0 | 11-4-1 | 12-6-0 | 18-3-2 | 2-4-3 | 0-0-0 | DNP | DNP |
| at Wake | 02/19/2020 | 86-79 | W | 24-5-5 | 4-3-1 | DNP | 9-7-0 | 10-7-2 | 14-7-0 | 22-1-4 | 3-1-0 | 0-1-1 | DNP | DNP |
| at Syr | 02/22/2020 | 72-79 | L | 11-2-4 | 8-1-0 | DNP | 2-3-0 | 5-8-3 | 33-10-2 | 8-2-6 | 5-2-3 | 0-0-0 | DNP | DNP |
| Clem | 02/25/2020 | 68-59 | W | 14-6-8 | 7-8-0 | DNP | 0-0-0 | 4-6-1 | 10-3-0 | 19-3-3 | 8-4-1 | 6-0-3 | DNP | DNP |
| Miami | 02/29/2020 | 63-57 | W | 14-6-2 | 13-14-1 | DNP | 6-4-1 | 5-5-2 | 9-8-1 | 16-4-2 | 0-2-2 | 0-1-0 | DNP | DNP |
| Pitt | 03/04/2020 | 73-57 | W | 13-1-3 | 2-10-2 | 3-0-0 | 10-8-1 | 10-4-4 | 8-3-3 | 23-8-5 | 0-0-1 | 4-2-1 | DNP | DNP |



2019-20 Georgia Tech Men's Basketball
Points-rebounds-assists
All games

Page 2/2
as of Mar 05, 2020

| Opponent | Date | Score | | 23 PRICE,ASAN | 24 JAMES,JEHL | 34 BROADWAY,N | 45 MEDLOCK,SH | 55 RICE,MALAC |
|-----------|------------|-------|-----|------------------|------------------|------------------|------------------|------------------|
| at NCSU | 11/05/2019 | 82-81 | Wot | 4-2-0 | DNP | DNP | DNP | DNP |
| Elon | 11/11/2019 | 64-41 | W | 5-10-2 | 2-0-0 | 0-0-0 | 0-0-0 | 0-0-0 |
| at UGa | 11/20/2019 | 78-82 | L | 3-2-0 | DNP | DNP | DNP | DNP |
| Ark | 11/25/2019 | 61-62 | Lot | 2-2-0 | DNP | DNP | DNP | DNP |
| BCU | 12/01/2019 | 68-65 | W | 0-0-1 | DNP | DNP | DNP | DNP |
| Nebr | 12/04/2019 | 73-56 | W | 6-4-1 | DNP | DNP | DNP | DNP |
| Syr | 12/07/2019 | 63-97 | L | 5-2-2 | DNP | DNP | DNP | DNP |
| at UK | 12/14/2019 | 53-67 | L | 4-1-1 | DNP | DNP | DNP | DNP |
| BSU | 12/18/2019 | 47-65 | L | 0-1-1 | DNP | DNP | DNP | DNP |
| vs Boise | 12/22/2019 | 74-60 | W | DNP | DNP | DNP | DNP | DNP |
| vs UH | 12/23/2019 | 59-70 | L | DNP | DNP | DNP | DNP | DNP |
| at Hawaii | 12/25/2019 | 70-53 | W | DNP | DNP | DNP | 0-0-0 | DNP |
| at FSU | 12/31/2019 | 58-70 | L | 0-0-0 | DNP | DNP | DNP | DNP |
| at UNC | 01/04/2020 | 96-83 | W | 4-1-1 | DNP | DNP | DNP | DNP |
| Duke | 01/08/2020 | 64-73 | L | DNP | DNP | DNP | DNP | DNP |
| at BC | 01/11/2020 | 71-52 | W | 0-1-0 | DNP | DNP | DNP | DNP |
| ND | 01/15/2020 | 74-78 | L | 2-0-0 | DNP | DNP | DNP | DNP |
| UVa | 01/18/2020 | 58-63 | L | DNP | DNP | DNP | DNP | DNP |
| at LOU | 01/22/2020 | 64-68 | L | DNP | DNP | DNP | DNP | DNP |
| NCSU | 01/25/2020 | 64-58 | W | DNP | DNP | DNP | DNP | DNP |
| More | 01/28/2020 | 82-54 | W | 5-4-2 | DNP | 2-3-1 | 0-0-0 | DNP |
| at ND | 02/01/2020 | 72-80 | L | DNP | DNP | DNP | DNP | DNP |
| Hokies | 02/04/2020 | 76-57 | W | 0-0-0 | DNP | 0-1-0 | DNP | DNP |
| at Pitt | 02/08/2020 | 64-73 | L | DNP | DNP | DNP | DNP | DNP |
| LOU | 02/12/2020 | 64-58 | W | DNP | DNP | DNP | DNP | DNP |
| at Wake | 02/19/2020 | 86-79 | W | DNP | DNP | DNP | DNP | DNP |
| at Syr | 02/22/2020 | 72-79 | L | DNP | DNP | DNP | DNP | DNP |
| Clem | 02/25/2020 | 68-59 | W | DNP | DNP | DNP | DNP | DNP |
| Miami | 02/29/2020 | 63-57 | W | DNP | DNP | DNP | DNP | DNP |
| Pitt | 03/04/2020 | 73-57 | W | DNP | DNP | DNP | DNP | DNP |



2019-20 Georgia Tech Men's Basketball Team Game-by-Game All games

Page 1/1
as of Mar 05, 2020

| | | | | Total | | 3-Pointers | | Free throws | | Rebounds | | | | | | | | | | | |
|-------------------|------------|-------|-----|----------|------|------------|------|-------------|------|----------|-----|------|------|-----|-----|-----|-----|-----|------|------|--|
| Opponent | Date | Score | | FG-FGA | PCT | 3FG-FGA | PCT | FT-FTA | PCT | OFF | DEF | TOT | AVG | PF | A | TO | BLK | STL | PTS | AVG | |
| at NC State | 11/05/2019 | 82-81 | Wot | 30-61 | .492 | 6-20 | .300 | 16-22 | .727 | 7 | 32 | 39 | 39.0 | 22 | 20 | 18 | 9 | 10 | 82 | 82.0 | |
| Elon | 11/11/2019 | 64-41 | W | 20-53 | .377 | 7-24 | .292 | 17-27 | .630 | 6 | 43 | 49 | 44.0 | 17 | 15 | 17 | 10 | 7 | 64 | 73.0 | |
| at Georgia | 11/20/2019 | 78-82 | L | 29-62 | .468 | 8-19 | .421 | 12-23 | .522 | 11 | 30 | 41 | 43.0 | 25 | 11 | 15 | 11 | 6 | 78 | 74.7 | |
| Arkansas | 11/25/2019 | 61-62 | Lot | 22-53 | .415 | 2-12 | .167 | 15-22 | .682 | 10 | 37 | 47 | 44.0 | 16 | 7 | 24 | 1 | 6 | 61 | 71.3 | |
| Bethune-Cookman | 12/01/2019 | 68-65 | W | 26-50 | .520 | 2-10 | .200 | 14-25 | .560 | 10 | 22 | 32 | 41.6 | 15 | 12 | 13 | 9 | 3 | 68 | 70.6 | |
| Nebraska | 12/04/2019 | 73-56 | W | 32-73 | .438 | 5-23 | .217 | 4-8 | .500 | 12 | 35 | 47 | 42.5 | 17 | 19 | 16 | 8 | 10 | 73 | 71.0 | |
| Syracuse | 12/07/2019 | 63-97 | L | 24-63 | .381 | 8-23 | .348 | 7-18 | .389 | 13 | 17 | 30 | 40.7 | 20 | 19 | 19 | 2 | 8 | 63 | 69.9 | |
| at Kentucky | 12/14/2019 | 53-67 | L | 23-53 | .434 | 5-17 | .294 | 2-6 | .333 | 6 | 19 | 25 | 38.8 | 18 | 11 | 17 | 4 | 5 | 53 | 67.8 | |
| Ball St. | 12/18/2019 | 47-65 | L | 17-51 | .333 | 4-16 | .250 | 9-15 | .600 | 8 | 22 | 30 | 37.8 | 11 | 9 | 24 | 5 | 9 | 47 | 65.4 | |
| vs Boise St. | 12/22/2019 | 74-60 | W | 27-56 | .482 | 5-23 | .217 | 15-20 | .750 | 11 | 32 | 43 | 38.3 | 26 | 5 | 20 | 5 | 7 | 74 | 66.3 | |
| vs Houston | 12/23/2019 | 59-70 | L | 20-54 | .370 | 3-15 | .200 | 16-22 | .727 | 7 | 18 | 25 | 37.1 | 19 | 7 | 9 | 2 | 6 | 59 | 65.6 | |
| at Hawaii | 12/25/2019 | 70-53 | W | 25-50 | .500 | 2-10 | .200 | 18-23 | .783 | 5 | 24 | 29 | 36.4 | 22 | 9 | 14 | 1 | 12 | 70 | 66.0 | |
| at Florida St. | 12/31/2019 | 58-70 | L | 22-55 | .400 | 8-22 | .364 | 6-8 | .750 | 10 | 23 | 33 | 36.2 | 11 | 15 | 20 | 3 | 7 | 58 | 65.4 | |
| at North Carolina | 01/04/2020 | 96-83 | W | 36-61 | .590 | 6-14 | .429 | 18-24 | .750 | 12 | 18 | 30 | 35.7 | 21 | 19 | 13 | 4 | 11 | 96 | 67.6 | |
| Duke | 01/08/2020 | 64-73 | L | 23-64 | .359 | 5-16 | .313 | 13-15 | .867 | 16 | 23 | 39 | 35.9 | 18 | 13 | 17 | 7 | 8 | 64 | 67.3 | |
| at Boston College | 01/11/2020 | 71-52 | W | 27-53 | .509 | 4-12 | .333 | 13-18 | .722 | 8 | 32 | 40 | 36.2 | 18 | 18 | 15 | 5 | 4 | 71 | 67.6 | |
| Notre Dame | 01/15/2020 | 74-78 | L | 30-58 | .517 | 4-15 | .267 | 10-15 | .667 | 5 | 27 | 32 | 35.9 | 17 | 15 | 13 | 2 | 4 | 74 | 67.9 | |
| Virginia | 01/18/2020 | 58-63 | L | 25-50 | .500 | 5-14 | .357 | 3-9 | .333 | 8 | 23 | 31 | 35.7 | 19 | 16 | 18 | 1 | 9 | 58 | 67.4 | |
| at Louisville | 01/22/2020 | 64-68 | L | 22-48 | .458 | 5-17 | .294 | 15-20 | .750 | 9 | 25 | 34 | 35.6 | 18 | 11 | 17 | 4 | 4 | 64 | 67.2 | |
| NC State | 01/25/2020 | 64-58 | W | 23-53 | .434 | 4-16 | .250 | 14-21 | .667 | 8 | 26 | 34 | 35.5 | 16 | 11 | 13 | 5 | 11 | 64 | 67.1 | |
| Morehouse | 01/28/2020 | 82-54 | W | 30-67 | .448 | 8-24 | .333 | 14-17 | .824 | 13 | 32 | 45 | 36.0 | 16 | 24 | 13 | 6 | 9 | 82 | 67.8 | |
| at Notre Dame | 02/01/2020 | 72-80 | L | 30-74 | .405 | 4-18 | .222 | 8-12 | .667 | 20 | 22 | 42 | 36.2 | 22 | 9 | 5 | 4 | 5 | 72 | 68.0 | |
| Virginia Tech | 02/04/2020 | 76-57 | W | 29-55 | .527 | 8-18 | .444 | 10-21 | .476 | 8 | 29 | 37 | 36.3 | 18 | 15 | 10 | 3 | 4 | 76 | 68.3 | |
| at Pittsburgh | 02/08/2020 | 64-73 | L | 24-50 | .480 | 6-16 | .375 | 10-15 | .667 | 11 | 24 | 35 | 36.2 | 25 | 18 | 22 | 5 | 1 | 64 | 68.1 | |
| Louisville | 02/12/2020 | 64-58 | W | 20-46 | .435 | 4-14 | .286 | 20-28 | .714 | 7 | 23 | 30 | 36.0 | 22 | 12 | 18 | 4 | 9 | 64 | 68.0 | |
| at Wake Forest | 02/19/2020 | 86-79 | W | 26-50 | .520 | 5-14 | .357 | 29-39 | .744 | 9 | 28 | 37 | 36.0 | 25 | 13 | 13 | 3 | 4 | 86 | 68.7 | |
| at Syracuse | 02/22/2020 | 72-79 | L | 24-52 | .462 | 6-15 | .400 | 18-26 | .692 | 8 | 24 | 32 | 35.9 | 26 | 18 | 17 | 0 | 4 | 72 | 68.8 | |
| Clemson | 02/25/2020 | 68-59 | W | 26-55 | .473 | 7-16 | .438 | 9-13 | .692 | 8 | 27 | 35 | 35.8 | 16 | 16 | 17 | 3 | 9 | 68 | 68.8 | |
| Miami (FL) | 02/29/2020 | 63-57 | W | 24-60 | .400 | 2-13 | .154 | 13-22 | .591 | 18 | 30 | 48 | 36.2 | 16 | 11 | 18 | 3 | 12 | 63 | 68.6 | |
| Pittsburgh | 03/04/2020 | 73-57 | W | 27-55 | .491 | 7-15 | .467 | 12-13 | .923 | 11 | 28 | 39 | 36.3 | 22 | 20 | 19 | 10 | 11 | 73 | 68.7 | |
| Total | | 2061 | | 763-1685 | .453 | 155-501 | .309 | 380-567 | .670 | 295 | 795 | 1090 | 36.3 | 574 | 418 | 484 | 139 | 215 | 2061 | 68.7 | |
| Opponents | | 1997 | | 698-1740 | .401 | 162-564 | .287 | 439-619 | .709 | 317 | 703 | 1020 | 34.0 | 542 | 362 | 420 | 110 | 229 | 1997 | 66.6 | |

Georgia Tech Averages

| Games Played | Points/game | FG Pct | 3FG Pct | FT Pct | Rebounds/game | Assists/game | Turnovers/game | Assist/Turnover ratio | Steals/game | Blocks/game |
|--------------|-------------|--------|---------|--------|---------------|--------------|----------------|-----------------------|-------------|-------------|
| 30 | 68.7 | 45.3 | 30.9 | 67.0 | 36.3 | 13.9 | 16.1 | 0.9 | 7.2 | 4.6 |



2019-20 Georgia Tech Men's Basketball Opponents Game-by-Game All games

Page 1/1
as of Mar 05, 2020

| | | | | Total | | 3-Pointers | | Free throws | | Rebounds | | | | | | | | | | | |
|-------------------|------------|-------|-----|----------|------|------------|------|-------------|------|----------|-----|------|------|-----|-----|-----|-----|-----|------|------|--|
| Opponent | Date | Score | | FG-FGA | PCT | 3FG-FGA | PCT | FT-FTA | PCT | OFF | DEF | TOT | AVG | PF | A | TO | BLK | STL | PTS | AVG | |
| at NC State | 11/05/2019 | 82-81 | Wot | 27-71 | .380 | 7-16 | .438 | 20-23 | .870 | 14 | 27 | 41 | 41.0 | 19 | 13 | 13 | 6 | 5 | 81 | 81.0 | |
| Elon | 11/11/2019 | 64-41 | W | 16-74 | .216 | 3-30 | .100 | 6-10 | .600 | 15 | 31 | 46 | 43.5 | 22 | 4 | 14 | 0 | 5 | 41 | 61.0 | |
| at Georgia | 11/20/2019 | 78-82 | L | 27-65 | .415 | 6-16 | .375 | 22-31 | .710 | 14 | 29 | 43 | 43.3 | 23 | 11 | 13 | 1 | 8 | 82 | 68.0 | |
| Arkansas | 11/25/2019 | 61-62 | Lot | 22-59 | .373 | 7-25 | .280 | 11-16 | .688 | 3 | 27 | 30 | 40.0 | 22 | 14 | 14 | 4 | 15 | 62 | 66.5 | |
| Bethune-Cookman | 12/01/2019 | 68-65 | W | 26-68 | .382 | 4-9 | .444 | 9-11 | .818 | 20 | 20 | 40 | 40.0 | 23 | 13 | 12 | 2 | 5 | 65 | 66.2 | |
| Nebraska | 12/04/2019 | 73-56 | W | 21-65 | .323 | 6-26 | .231 | 8-18 | .444 | 12 | 31 | 43 | 40.5 | 14 | 14 | 18 | 2 | 7 | 56 | 64.5 | |
| Syracuse | 12/07/2019 | 63-97 | L | 29-57 | .509 | 14-33 | .424 | 25-30 | .833 | 10 | 30 | 40 | 40.4 | 19 | 23 | 17 | 6 | 14 | 97 | 69.1 | |
| at Kentucky | 12/14/2019 | 53-67 | L | 24-51 | .471 | 4-12 | .333 | 15-18 | .833 | 8 | 26 | 34 | 39.6 | 13 | 18 | 16 | 5 | 8 | 67 | 68.9 | |
| Ball St. | 12/18/2019 | 47-65 | L | 25-52 | .481 | 10-23 | .435 | 5-11 | .455 | 5 | 27 | 32 | 38.8 | 17 | 17 | 20 | 3 | 11 | 65 | 68.4 | |
| vs Boise St. | 12/22/2019 | 74-60 | W | 19-57 | .333 | 6-20 | .300 | 16-22 | .727 | 8 | 19 | 27 | 37.6 | 21 | 9 | 16 | 3 | 9 | 60 | 67.6 | |
| vs Houston | 12/23/2019 | 59-70 | L | 26-58 | .448 | 4-15 | .267 | 14-19 | .737 | 16 | 26 | 42 | 38.0 | 17 | 10 | 15 | 2 | 1 | 70 | 67.8 | |
| at Hawaii | 12/25/2019 | 70-53 | W | 16-44 | .364 | 1-15 | .067 | 20-26 | .769 | 5 | 22 | 27 | 37.1 | 19 | 5 | 19 | 1 | 6 | 53 | 66.6 | |
| at Florida St. | 12/31/2019 | 58-70 | L | 29-63 | .460 | 6-17 | .353 | 6-9 | .667 | 10 | 23 | 33 | 36.8 | 12 | 16 | 12 | 9 | 11 | 70 | 66.8 | |
| at North Carolina | 01/04/2020 | 96-83 | W | 27-63 | .429 | 6-14 | .429 | 23-27 | .852 | 19 | 15 | 34 | 36.6 | 20 | 17 | 15 | 2 | 9 | 83 | 68.0 | |
| Duke | 01/08/2020 | 64-73 | L | 28-54 | .519 | 6-12 | .500 | 11-21 | .524 | 7 | 23 | 30 | 36.1 | 17 | 13 | 14 | 7 | 8 | 73 | 68.3 | |
| at Boston College | 01/11/2020 | 71-52 | W | 17-57 | .298 | 3-18 | .167 | 15-22 | .682 | 12 | 22 | 34 | 36.0 | 14 | 8 | 12 | 3 | 9 | 52 | 67.3 | |
| Notre Dame | 01/15/2020 | 74-78 | L | 28-65 | .431 | 8-26 | .308 | 14-19 | .737 | 10 | 23 | 33 | 35.8 | 18 | 9 | 8 | 3 | 6 | 78 | 67.9 | |
| Virginia | 01/18/2020 | 58-63 | L | 25-53 | .472 | 5-16 | .313 | 8-16 | .500 | 11 | 19 | 30 | 35.5 | 13 | 17 | 12 | 9 | 8 | 63 | 67.7 | |
| at Louisville | 01/22/2020 | 64-68 | L | 24-58 | .414 | 6-20 | .300 | 14-23 | .609 | 14 | 19 | 33 | 35.4 | 17 | 12 | 10 | 3 | 9 | 68 | 67.7 | |
| NC State | 01/25/2020 | 64-58 | W | 22-57 | .386 | 4-18 | .222 | 10-13 | .769 | 9 | 25 | 34 | 35.3 | 19 | 13 | 14 | 0 | 8 | 58 | 67.2 | |
| Morehouse | 01/28/2020 | 82-54 | W | 21-55 | .382 | 5-15 | .333 | 7-13 | .538 | 6 | 24 | 30 | 35.0 | 18 | 10 | 19 | 7 | 6 | 54 | 66.6 | |
| at Notre Dame | 02/01/2020 | 72-80 | L | 24-51 | .471 | 9-24 | .375 | 23-28 | .821 | 7 | 25 | 32 | 34.9 | 9 | 13 | 8 | 2 | 2 | 80 | 67.2 | |
| Virginia Tech | 02/04/2020 | 76-57 | W | 21-55 | .382 | 4-23 | .174 | 11-18 | .611 | 8 | 22 | 30 | 34.7 | 17 | 12 | 10 | 3 | 4 | 57 | 66.7 | |
| at Pittsburgh | 02/08/2020 | 64-73 | L | 24-57 | .421 | 5-16 | .313 | 20-27 | .741 | 13 | 17 | 30 | 34.5 | 16 | 16 | 8 | 4 | 12 | 73 | 67.0 | |
| Louisville | 02/12/2020 | 64-58 | W | 19-56 | .339 | 3-24 | .125 | 17-24 | .708 | 14 | 23 | 37 | 34.6 | 27 | 10 | 16 | 4 | 7 | 58 | 66.6 | |
| at Wake Forest | 02/19/2020 | 86-79 | W | 25-51 | .490 | 5-16 | .313 | 24-33 | .727 | 5 | 22 | 27 | 34.3 | 26 | 7 | 12 | 4 | 4 | 79 | 67.1 | |
| at Syracuse | 02/22/2020 | 72-79 | L | 23-51 | .451 | 5-14 | .357 | 28-36 | .778 | 7 | 26 | 33 | 34.3 | 20 | 12 | 12 | 3 | 6 | 79 | 67.6 | |
| Clemson | 02/25/2020 | 68-59 | W | 24-58 | .414 | 2-20 | .100 | 9-14 | .643 | 9 | 22 | 31 | 34.1 | 15 | 15 | 16 | 3 | 9 | 59 | 67.3 | |
| Miami (FL) | 02/29/2020 | 63-57 | W | 22-60 | .367 | 2-17 | .118 | 11-16 | .688 | 12 | 21 | 33 | 34.1 | 19 | 4 | 17 | 5 | 11 | 57 | 66.9 | |
| Pittsburgh | 03/04/2020 | 73-57 | W | 17-55 | .309 | 6-14 | .429 | 17-25 | .680 | 14 | 17 | 31 | 34.0 | 16 | 7 | 18 | 4 | 6 | 57 | 66.6 | |
| Total | | 1997 | | 698-1740 | .401 | 162-564 | .287 | 439-619 | .709 | 317 | 703 | 1020 | 34.0 | 542 | 362 | 420 | 110 | 229 | 1997 | 66.6 | |
| Georgia Tech | | 2061 | | 763-1685 | .453 | 155-501 | .309 | 380-567 | .670 | 295 | 795 | 1090 | 36.3 | 574 | 418 | 484 | 139 | 215 | 2061 | 68.7 | |

Opponents Averages

| Games Played | Points/game | FG Pct | 3FG Pct | FT Pct | Rebounds/game | Assists/game | Turnovers/game | Assist/Turnover ratio | Steals/game | Blocks/game |
|--------------|-------------|--------|---------|--------|---------------|--------------|----------------|-----------------------|-------------|-------------|
| 30 | 66.6 | 40.1 | 28.7 | 70.9 | 34.0 | 12.1 | 14.0 | 0.9 | 7.6 | 3.7 |



**2019-20 Georgia Tech Men's Basketball
Season/Career Statistics
All games**

Page 1/2
as of Mar 05, 2020

Summary

| Player | Season Statistics | | | | | | | | | | Career Statistics | | | | | | | | | |
|--------------------|-------------------|-------|-------|------|------|-----|-----|-----|-----|-------|-------------------|-------|-------|------|------|-----|-----|-----|-----|-------|
| | GP-GS | MIN/G | FG% | 3FG% | FT% | R/G | A/G | STL | BLK | PTS/G | GP-GS | MIN/G | FG% | 3FG% | FT% | R/G | A/G | STL | BLK | PTS/G |
| ALVARADO, Jose | 23-22 | 33.5 | .448 | .333 | .800 | 3.5 | 4.1 | 51 | 2 | 14.4 | 79-77 | 34.3 | .425 | .325 | .778 | 3.7 | 3.5 | 150 | 7 | 12.9 |
| BANKS III, James | 30-28 | 29.6 | .523 | .000 | .629 | 7.5 | 1.0 | 30 | 73 | 9.5 | 61-54 | 30.0 | .545 | .000 | .652 | 7.6 | 1.2 | 47 | 151 | 10.0 |
| BOYD, Coleman | 4-0 | 1.8 | .400 | .250 | .000 | 0.5 | 0.8 | 1 | 0 | 1.3 | 4-0 | 1.8 | .400 | .250 | .000 | 0.5 | 0.8 | 1 | 0 | 1.3 |
| BROADWAY, Niko | 3-0 | 1.5 | .333 | .000 | .000 | 1.3 | 0.3 | 0 | 0 | 0.7 | 3-0 | 1.5 | .333 | .000 | .000 | 1.3 | 0.3 | 0 | 0 | 0.7 |
| COLE, Evan | 26-2 | 12.6 | .475 | .200 | .541 | 3.6 | 0.4 | 8 | 8 | 4.6 | 68-12 | 13.0 | .460 | .226 | .573 | 2.9 | 0.5 | 24 | 23 | 4.0 |
| DEVOE, Michael | 27-27 | 35.1 | .473 | .429 | .748 | 3.9 | 3.5 | 32 | 3 | 15.9 | 59-50 | 33.5 | .442 | .412 | .730 | 3.6 | 3.0 | 76 | 19 | 12.5 |
| DIDENKO, David | 6-0 | 4.2 | .125 | .143 | .000 | 1.0 | 0.0 | 1 | 1 | 0.5 | 6-0 | 4.2 | .125 | .143 | .000 | 1.0 | 0.0 | 1 | 1 | 0.5 |
| JAMES, Jehloni | 1-0 | 0.7 | 1.000 | .000 | .000 | 0.0 | 0.0 | 0 | 0 | 2.0 | 1-0 | 0.7 | 1.000 | .000 | .000 | 0.0 | 0.0 | 0 | 0 | 2.0 |
| MEDLOCK, Shaheed | 3-0 | 1.3 | .000 | .000 | .000 | 0.0 | 0.0 | 0 | 0 | 0.0 | 9-0 | 1.4 | .333 | .000 | .000 | 0.1 | 0.0 | 0 | 0 | 0.2 |
| MOORE, Khalid | 28-12 | 17.4 | .345 | .308 | .511 | 2.2 | 1.2 | 20 | 4 | 3.3 | 59-22 | 16.9 | .409 | .313 | .595 | 1.8 | 1.2 | 31 | 6 | 3.7 |
| PARHAM, Bubba | 30-6 | 26.6 | .356 | .302 | .857 | 2.5 | 1.8 | 25 | 1 | 5.2 | 30-6 | 26.6 | .356 | .302 | .857 | 2.5 | 1.8 | 25 | 1 | 5.2 |
| PHILLIPS, Shembari | 14-1 | 5.2 | .280 | .294 | .500 | 0.5 | 0.8 | 1 | 2 | 1.6 | 34-7 | 8.6 | .310 | .231 | .667 | 0.8 | 0.8 | 7 | 5 | 1.9 |
| PRICE, Asanti | 15-0 | 14.7 | .296 | .129 | .444 | 2.0 | 0.7 | 10 | 4 | 2.7 | 15-0 | 14.7 | .296 | .129 | .444 | 2.0 | 0.7 | 10 | 4 | 2.7 |
| RICE, Malachi | 1-0 | 1.1 | .000 | .000 | .000 | 0.0 | 0.0 | 1 | 0 | 0.0 | 9-0 | 1.0 | .000 | .000 | .000 | 0.0 | 0.0 | 1 | 0 | 0.0 |
| USHER, Jordan | 22-22 | 26.3 | .407 | .195 | .740 | 4.2 | 2.2 | 17 | 6 | 8.0 | 22-22 | 26.3 | .407 | .195 | .740 | 4.2 | 2.2 | 17 | 6 | 8.0 |
| WRIGHT, Moses | 30-30 | 30.5 | .533 | .241 | .602 | 7.0 | 0.9 | 18 | 35 | 13.2 | 85-61 | 22.2 | .472 | .167 | .560 | 4.8 | 0.8 | 47 | 67 | 8.1 |

Scoring

| Player | Season Statistics | | | | | | | | Career Statistics | | | | | | | |
|--------------------|-------------------|-------|----------|------|--------|------|-----|-------|-------------------|-------|----------|------|---------|------|------|-------|
| | FG-FGA | FG% | 3FG-3FGA | 3FG% | FT-FTA | FT% | PTS | PTS/G | FG-FGA | FG% | 3FG-3FGA | 3FG% | FT-FTA | FT% | PTS | PTS/G |
| ALVARADO, Jose | 116-259 | .448 | 40-120 | .333 | 60-75 | .800 | 332 | 14.4 | 347-817 | .425 | 124-382 | .325 | 203-261 | .778 | 1021 | 12.9 |
| BANKS III, James | 104-199 | .523 | 0-1 | .000 | 78-124 | .629 | 286 | 9.5 | 232-426 | .545 | 0-1 | .000 | 148-227 | .652 | 612 | 10.0 |
| BOYD, Coleman | 2-5 | .400 | 1-4 | .250 | 0-0 | .000 | 5 | 1.3 | 2-5 | .400 | 1-4 | .250 | 0-0 | .000 | 5 | 1.3 |
| BROADWAY, Niko | 1-3 | .333 | 0-0 | .000 | 0-0 | .000 | 2 | 0.7 | 1-3 | .333 | 0-0 | .000 | 0-0 | .000 | 2 | 0.7 |
| COLE, Evan | 48-101 | .475 | 4-20 | .200 | 20-37 | .541 | 120 | 4.6 | 103-224 | .460 | 14-62 | .226 | 51-89 | .573 | 271 | 4.0 |
| DEVOE, Michael | 150-317 | .473 | 51-119 | .429 | 77-103 | .748 | 428 | 15.9 | 251-568 | .442 | 93-226 | .412 | 143-196 | .730 | 738 | 12.5 |
| DIDENKO, David | 1-8 | .125 | 1-7 | .143 | 0-0 | .000 | 3 | 0.5 | 1-8 | .125 | 1-7 | .143 | 0-0 | .000 | 3 | 0.5 |
| JAMES, Jehloni | 1-1 | 1.000 | 0-0 | .000 | 0-0 | .000 | 2 | 2.0 | 1-1 | 1.000 | 0-0 | .000 | 0-0 | .000 | 2 | 2.0 |
| MEDLOCK, Shaheed | 0-0 | .000 | 0-0 | .000 | 0-0 | .000 | 0 | 0.0 | 1-3 | .333 | 0-0 | .000 | 0-0 | .000 | 2 | 0.2 |
| MOORE, Khalid | 30-87 | .345 | 8-26 | .308 | 24-47 | .511 | 92 | 3.3 | 70-171 | .409 | 15-48 | .313 | 66-111 | .595 | 221 | 3.7 |
| PARHAM, Bubba | 53-149 | .356 | 26-86 | .302 | 24-28 | .857 | 156 | 5.2 | 53-149 | .356 | 26-86 | .302 | 24-28 | .857 | 156 | 5.2 |
| PHILLIPS, Shembari | 7-25 | .280 | 5-17 | .294 | 3-6 | .500 | 22 | 1.6 | 22-71 | .310 | 9-39 | .231 | 10-15 | .667 | 63 | 1.9 |
| PRICE, Asanti | 16-54 | .296 | 4-31 | .129 | 4-9 | .444 | 40 | 2.7 | 16-54 | .296 | 4-31 | .129 | 4-9 | .444 | 40 | 2.7 |
| RICE, Malachi | 0-0 | .000 | 0-0 | .000 | 0-0 | .000 | 0 | 0.0 | 0-2 | .000 | 0-0 | .000 | 0-0 | .000 | 0 | 0.0 |
| USHER, Jordan | 66-162 | .407 | 8-41 | .195 | 37-50 | .740 | 177 | 8.0 | 66-162 | .407 | 8-41 | .195 | 37-50 | .740 | 177 | 8.0 |
| WRIGHT, Moses | 168-315 | .533 | 7-29 | .241 | 53-88 | .602 | 396 | 13.2 | 290-614 | .472 | 14-84 | .167 | 94-168 | .560 | 688 | 8.1 |



2019-20 Georgia Tech Men's Basketball
Season/Career Statistics
All games

Page 2/2
as of Mar 05, 2020

Totals

| Player | Season Statistics | | | | | | | | | Career Statistics | | | | | | | |
|--------------------|-------------------|-------|-------|-----|----|----|----|------|--|-------------------|-------|-------|-----|----|-----|-----|------|
| | O-REB | D-REB | TOTAL | PF | FO | A | TO | A/TO | | O-REB | D-REB | TOTAL | PF | FO | A | TO | A/TO |
| ALVARADO, Jose | 9 | 71 | 80 | 64 | 2 | 95 | 58 | 1.6 | | 45 | 249 | 294 | 203 | 5 | 277 | 181 | 1.5 |
| BANKS III, James | 84 | 142 | 226 | 108 | 7 | 31 | 60 | 0.5 | | 166 | 300 | 466 | 199 | 9 | 75 | 132 | 0.6 |
| BOYD, Coleman | 0 | 2 | 2 | 1 | 0 | 3 | 0 | 0.0 | | 0 | 2 | 2 | 1 | 0 | 3 | 0 | 0.0 |
| BROADWAY, Niko | 2 | 2 | 4 | 2 | 0 | 1 | 0 | 0.0 | | 2 | 2 | 4 | 2 | 0 | 1 | 0 | 0.0 |
| COLE, Evan | 34 | 60 | 94 | 39 | 0 | 10 | 20 | 0.5 | | 62 | 138 | 200 | 111 | 3 | 31 | 56 | 0.6 |
| DEVOE, Michael | 11 | 93 | 104 | 64 | 2 | 95 | 89 | 1.1 | | 24 | 186 | 210 | 121 | 3 | 176 | 160 | 1.1 |
| DIDENKO, David | 1 | 5 | 6 | 0 | 0 | 0 | 1 | 0.0 | | 1 | 5 | 6 | 0 | 0 | 0 | 1 | 0.0 |
| JAMES, Jehloni | 0 | 0 | 0 | 0 | 0 | 0 | 0 | 0.0 | | 0 | 0 | 0 | 0 | 0 | 0 | 0 | 0.0 |
| MEDLOCK, Shaheed | 0 | 0 | 0 | 2 | 0 | 0 | 1 | 0.0 | | 0 | 1 | 1 | 6 | 0 | 0 | 1 | 0.0 |
| MOORE, Khalid | 15 | 47 | 62 | 47 | 3 | 33 | 35 | 0.9 | | 20 | 87 | 107 | 101 | 4 | 69 | 57 | 1.2 |
| PARHAM, Bubba | 12 | 63 | 75 | 85 | 3 | 53 | 41 | 1.3 | | 12 | 63 | 75 | 85 | 3 | 53 | 41 | 1.3 |
| PHILLIPS, Shembari | 2 | 5 | 7 | 3 | 0 | 11 | 1 | 11.0 | | 2 | 26 | 28 | 28 | 0 | 26 | 17 | 1.5 |
| PRICE, Asanti | 7 | 23 | 30 | 9 | 0 | 11 | 18 | 0.6 | | 7 | 23 | 30 | 9 | 0 | 11 | 18 | 0.6 |
| RICE, Malachi | 0 | 0 | 0 | 0 | 0 | 0 | 0 | 0.0 | | 0 | 0 | 0 | 1 | 0 | 0 | 1 | 0.0 |
| USHER, Jordan | 15 | 78 | 93 | 57 | 1 | 48 | 57 | 0.8 | | 15 | 78 | 93 | 57 | 1 | 48 | 57 | 0.8 |
| WRIGHT, Moses | 54 | 156 | 210 | 93 | 4 | 27 | 81 | 0.3 | | 102 | 305 | 407 | 172 | 6 | 67 | 144 | 0.5 |



2019-20 Georgia Tech Men's Basketball
Individual Game-by-Game
All games

Page 1/16
as of Mar 05, 2020

#0 DEVOE, Michael

| Opponent | Date | GS | MIN | Total | | 3-Pointers | | Free throws | | Rebounds | | | | PF | A | T/O | BLK | STL | PTS | AVG |
|-------------------|------------|----|--------|---------|-------|------------|------|-------------|-------|----------|-----|-----|-----|----|----|-----|-----|-----|-----|------|
| | | | | FG-FGA | PCT | 3FG-3FGA | PCT | FT-FTA | PCT | OFF | DEF | TOT | AVG | | | | | | | |
| at NC State | 11/05/2019 | * | 41:52 | 7-12 | .583 | 3-4 | .750 | 5-6 | .833 | 1 | 2 | 3 | 3.0 | 2 | 3 | 2 | 0 | 1 | 22 | 22.0 |
| Elon | 11/11/2019 | * | 29:17 | 7-11 | .636 | 3-4 | .750 | 5-6 | .833 | 0 | 1 | 1 | 2.0 | 1 | 3 | 6 | 0 | 1 | 22 | 22.0 |
| at Georgia | 11/20/2019 | * | 36:46 | 12-21 | .571 | 5-7 | .714 | 5-7 | .714 | 1 | 8 | 9 | 4.3 | 1 | 2 | 2 | 0 | 2 | 34 | 26.0 |
| Arkansas | 11/25/2019 | * | 42:24 | 4-16 | .250 | 0-2 | .000 | 4-6 | .667 | 1 | 5 | 6 | 4.8 | 5 | 3 | 1 | 0 | 2 | 12 | 22.5 |
| Bethune-Cookman | 12/01/2019 | * | 38:52 | 11-16 | .688 | 2-4 | .500 | 3-6 | .500 | 0 | 1 | 1 | 4.0 | 3 | 2 | 2 | 1 | 0 | 27 | 23.4 |
| Nebraska | 12/04/2019 | * | 34:46 | 10-17 | .588 | 4-8 | .500 | 2-4 | .500 | 1 | 7 | 8 | 4.7 | 3 | 7 | 6 | 0 | 3 | 26 | 23.8 |
| Syracuse | 12/07/2019 | * | 37:39 | 2-12 | .167 | 1-5 | .200 | 2-4 | .500 | 0 | 0 | 0 | 4.0 | 1 | 6 | 3 | 0 | 2 | 7 | 21.4 |
| at Kentucky | 12/14/2019 | * | 33:29 | 2-11 | .182 | 0-5 | .000 | 1-2 | .500 | 0 | 2 | 2 | 3.8 | 3 | 4 | 4 | 0 | 0 | 5 | 19.4 |
| Ball St. | 12/18/2019 | * | 32:35 | 4-14 | .286 | 1-3 | .333 | 2-3 | .667 | 0 | 4 | 4 | 3.8 | 1 | 0 | 3 | 0 | 1 | 11 | 18.4 |
| vs Boise St. | 12/22/2019 | * | 32:54 | 6-14 | .429 | 0-6 | .000 | 1-2 | .500 | 0 | 9 | 9 | 4.3 | 5 | 1 | 1 | 1 | 1 | 13 | 17.9 |
| vs Houston | 12/23/2019 | * | 33:38 | 5-9 | .556 | 2-3 | .667 | 5-6 | .833 | 1 | 1 | 2 | 4.1 | 3 | 1 | 2 | 0 | 0 | 17 | 17.8 |
| at Hawaii | 12/25/2019 | * | 38:31 | 6-12 | .500 | 2-5 | .400 | 4-4 | 1.000 | 0 | 1 | 1 | 3.8 | 2 | 4 | 4 | 0 | 4 | 18 | 17.8 |
| at Florida St. | 12/31/2019 | * | 38:51 | 6-13 | .462 | 6-8 | .750 | 1-2 | .500 | 0 | 3 | 3 | 3.8 | 1 | 3 | 4 | 0 | 0 | 19 | 17.9 |
| at North Carolina | 01/04/2020 | * | 22:49 | 2-5 | .400 | 0-2 | .000 | 0-0 | .000 | 0 | 3 | 3 | 3.7 | 4 | 2 | 3 | 0 | 0 | 4 | 16.9 |
| Duke | 01/08/2020 | * | 38:35 | 3-11 | .273 | 1-6 | .167 | 5-6 | .833 | 0 | 1 | 1 | 3.5 | 3 | 4 | 4 | 0 | 4 | 12 | 16.6 |
| at Boston College | 01/11/2020 | * | 31:31 | 3-11 | .273 | 1-4 | .250 | 2-3 | .667 | 1 | 1 | 2 | 3.4 | 1 | 3 | 3 | 0 | 2 | 9 | 16.1 |
| Notre Dame | 01/15/2020 | * | 37:59 | 9-15 | .600 | 2-4 | .500 | 2-3 | .667 | 1 | 8 | 9 | 3.8 | 3 | 2 | 1 | 0 | 1 | 22 | 16.5 |
| Virginia | 01/18/2020 | * | 34:17 | 3-3 | 1.000 | 0-0 | .000 | 0-0 | .000 | 1 | 4 | 5 | 3.8 | 1 | 4 | 5 | 0 | 0 | 6 | 15.9 |
| at Louisville | 01/22/2020 | * | 36:20 | 7-14 | .500 | 2-6 | .333 | 5-6 | .833 | 0 | 4 | 4 | 3.8 | 1 | 3 | 2 | 0 | 1 | 21 | 16.2 |
| Virginia Tech | 02/04/2020 | * | 32:04 | 5-9 | .556 | 2-5 | .400 | 0-0 | .000 | 0 | 5 | 5 | 3.9 | 2 | 4 | 1 | 0 | 1 | 12 | 16.0 |
| at Pittsburgh | 02/08/2020 | * | 38:06 | 7-10 | .700 | 3-5 | .600 | 5-5 | 1.000 | 0 | 2 | 2 | 3.8 | 3 | 7 | 8 | 0 | 0 | 22 | 16.2 |
| Louisville | 02/12/2020 | * | 32:07 | 2-9 | .222 | 1-4 | .250 | 6-7 | .857 | 1 | 3 | 4 | 3.8 | 3 | 5 | 5 | 0 | 3 | 11 | 16.0 |
| at Wake Forest | 02/19/2020 | * | 36:46 | 9-14 | .643 | 2-4 | .500 | 4-5 | .800 | 1 | 4 | 5 | 3.9 | 4 | 5 | 3 | 0 | 0 | 24 | 16.3 |
| at Syracuse | 02/22/2020 | * | 32:29 | 2-6 | .333 | 2-4 | .500 | 5-6 | .833 | 0 | 2 | 2 | 3.8 | 3 | 4 | 3 | 0 | 0 | 11 | 16.1 |
| Clemson | 02/25/2020 | * | 38:03 | 6-13 | .462 | 2-4 | .500 | 0-0 | .000 | 0 | 6 | 6 | 3.9 | 3 | 8 | 2 | 0 | 1 | 14 | 16.0 |
| Miami (FL) | 02/29/2020 | * | 34:52 | 6-12 | .500 | 1-3 | .333 | 1-2 | .500 | 1 | 5 | 6 | 4.0 | 0 | 2 | 4 | 0 | 1 | 14 | 16.0 |
| Pittsburgh | 03/04/2020 | * | 29:42 | 4-7 | .571 | 3-4 | .750 | 2-2 | 1.000 | 0 | 1 | 1 | 3.9 | 2 | 3 | 5 | 1 | 1 | 13 | 15.9 |
| Totals | | 27 | 947:14 | 150-317 | .473 | 51-119 | .429 | 77-103 | .748 | 11 | 93 | 104 | 3.9 | 64 | 95 | 89 | 3 | 32 | 428 | 15.9 |

Player Averages

| Games Played | Minutes/ game | Points/ game | FG Pct | 3FG Pct | FT Pct | Rebounds/ game | Assists/ game | Turnovers/ game | Assist/Turnover ratio | Steals/ game | Blocks/ game |
|--------------|---------------|--------------|--------|---------|--------|----------------|---------------|-----------------|-----------------------|--------------|--------------|
| 27 | 35.1 | 15.9 | 47.3 | 42.9 | 74.8 | 3.9 | 3.5 | 3.3 | 1.1 | 1.2 | 0.1 |



**2019-20 Georgia Tech Men's Basketball
Individual Game-by-Game
All games**

Page 2/16
as of Mar 05, 2020

#1 BANKS III, James

| Opponent | Date | GS | MIN | Total | | 3-Pointers | | Free throws | | Rebounds | | | | PF | A | T/O | BLK | STL | PTS | AVG |
|-------------------|------------|----|------------------|----------------|-------------|------------|-------------|---------------|-------------|-----------|------------|------------|------------|------------|-----------|-----------|-----------|-----------|------------|------------|
| | | | | FG-FGA | PCT | 3FG-3FGA | PCT | FT-FTA | PCT | OFF | DEF | TOT | AVG | | | | | | | |
| at NC State | 11/05/2019 | * | 40:24 | 8-14 | .571 | 0-0 | .000 | 4-4 | 1.000 | 2 | 11 | 13 | 13.0 | 4 | 3 | 1 | 5 | 1 | 20 | 20.0 |
| Elon | 11/11/2019 | * | 29:11 | 2-6 | .333 | 0-0 | .000 | 7-9 | .778 | 2 | 4 | 6 | 9.5 | 3 | 0 | 3 | 6 | 0 | 11 | 15.5 |
| at Georgia | 11/20/2019 | * | 34:47 | 2-5 | .400 | 0-0 | .000 | 0-4 | .000 | 3 | 2 | 5 | 8.0 | 4 | 4 | 6 | 6 | 0 | 4 | 11.7 |
| Arkansas | 11/25/2019 | * | 37:40 | 6-10 | .600 | 0-0 | .000 | 8-10 | .800 | 4 | 10 | 14 | 9.5 | 4 | 1 | 4 | 1 | 1 | 20 | 13.8 |
| Bethune-Cookman | 12/01/2019 | | 28:09 | 3-7 | .429 | 0-0 | .000 | 6-8 | .750 | 4 | 6 | 10 | 9.6 | 3 | 3 | 5 | 8 | 0 | 12 | 13.4 |
| Nebraska | 12/04/2019 | | 24:24 | 2-5 | .400 | 0-0 | .000 | 0-0 | .000 | 3 | 5 | 8 | 9.3 | 3 | 1 | 1 | 2 | 2 | 4 | 11.8 |
| Syracuse | 12/07/2019 | * | 24:47 | 3-6 | .500 | 0-0 | .000 | 2-3 | .667 | 3 | 0 | 3 | 8.4 | 5 | 0 | 1 | 0 | 0 | 8 | 11.3 |
| at Kentucky | 12/14/2019 | * | 24:48 | 3-8 | .375 | 0-0 | .000 | 0-2 | .000 | 0 | 2 | 2 | 7.6 | 5 | 1 | 3 | 3 | 1 | 6 | 10.6 |
| Ball St. | 12/18/2019 | * | 31:43 | 4-9 | .444 | 0-1 | .000 | 5-8 | .625 | 3 | 6 | 9 | 7.8 | 1 | 1 | 3 | 2 | 1 | 13 | 10.9 |
| vs Boise St. | 12/22/2019 | * | 21:08 | 1-3 | .333 | 0-0 | .000 | 2-4 | .500 | 2 | 5 | 7 | 7.7 | 3 | 1 | 5 | 1 | 0 | 4 | 10.2 |
| vs Houston | 12/23/2019 | * | 29:42 | 2-5 | .400 | 0-0 | .000 | 2-6 | .333 | 1 | 4 | 5 | 7.5 | 5 | 0 | 2 | 1 | 0 | 6 | 9.8 |
| at Hawaii | 12/25/2019 | * | 21:59 | 3-5 | .600 | 0-0 | .000 | 5-8 | .625 | 2 | 4 | 6 | 7.3 | 4 | 0 | 1 | 1 | 2 | 11 | 9.9 |
| at Florida St. | 12/31/2019 | * | 32:29 | 3-4 | .750 | 0-0 | .000 | 2-3 | .667 | 2 | 4 | 6 | 7.2 | 3 | 0 | 2 | 1 | 1 | 8 | 9.8 |
| at North Carolina | 01/04/2020 | * | 31:53 | 5-8 | .625 | 0-0 | .000 | 2-3 | .667 | 4 | 3 | 7 | 7.2 | 4 | 0 | 0 | 2 | 0 | 12 | 9.9 |
| Duke | 01/08/2020 | * | 36:33 | 5-13 | .385 | 0-0 | .000 | 4-4 | 1.000 | 7 | 8 | 15 | 7.7 | 4 | 0 | 2 | 7 | 1 | 14 | 10.2 |
| at Boston College | 01/11/2020 | * | 28:38 | 5-7 | .714 | 0-0 | .000 | 3-4 | .750 | 1 | 4 | 5 | 7.6 | 4 | 1 | 2 | 4 | 0 | 13 | 10.4 |
| Notre Dame | 01/15/2020 | * | 34:46 | 4-6 | .667 | 0-0 | .000 | 2-3 | .667 | 2 | 4 | 6 | 7.5 | 2 | 0 | 0 | 0 | 1 | 10 | 10.4 |
| Virginia | 01/18/2020 | * | 35:58 | 5-9 | .556 | 0-0 | .000 | 0-0 | .000 | 3 | 6 | 9 | 7.6 | 4 | 5 | 3 | 1 | 3 | 10 | 10.3 |
| at Louisville | 01/22/2020 | * | 33:17 | 5-8 | .625 | 0-0 | .000 | 2-2 | 1.000 | 4 | 3 | 7 | 7.5 | 4 | 0 | 1 | 2 | 0 | 12 | 10.4 |
| NC State | 01/25/2020 | * | 31:01 | 3-6 | .500 | 0-0 | .000 | 0-0 | .000 | 4 | 3 | 7 | 7.5 | 1 | 1 | 0 | 2 | 1 | 6 | 10.2 |
| Morehouse | 01/28/2020 | * | 17:01 | 4-5 | .800 | 0-0 | .000 | 4-4 | 1.000 | 5 | 4 | 9 | 7.6 | 3 | 0 | 1 | 4 | 1 | 12 | 10.3 |
| at Notre Dame | 02/01/2020 | * | 34:05 | 5-8 | .625 | 0-0 | .000 | 3-4 | .750 | 5 | 5 | 10 | 7.7 | 4 | 2 | 0 | 1 | 2 | 13 | 10.4 |
| Virginia Tech | 02/04/2020 | * | 29:18 | 3-5 | .600 | 0-0 | .000 | 0-2 | .000 | 2 | 5 | 7 | 7.7 | 2 | 1 | 0 | 1 | 0 | 6 | 10.2 |
| at Pittsburgh | 02/08/2020 | * | 28:52 | 3-6 | .500 | 0-0 | .000 | 1-5 | .200 | 4 | 7 | 11 | 7.8 | 5 | 1 | 4 | 3 | 0 | 7 | 10.1 |
| Louisville | 02/12/2020 | * | 27:39 | 4-6 | .667 | 0-0 | .000 | 2-4 | .500 | 0 | 3 | 3 | 7.6 | 5 | 1 | 2 | 1 | 1 | 10 | 10.1 |
| at Wake Forest | 02/19/2020 | * | 11:21 | 1-2 | .500 | 0-0 | .000 | 2-2 | 1.000 | 0 | 3 | 3 | 7.4 | 5 | 1 | 2 | 1 | 1 | 4 | 9.8 |
| at Syracuse | 02/22/2020 | * | 30:15 | 3-7 | .429 | 0-0 | .000 | 2-5 | .400 | 1 | 0 | 1 | 7.2 | 5 | 0 | 2 | 0 | 0 | 8 | 9.8 |
| Clemson | 02/25/2020 | * | 31:30 | 2-4 | .500 | 0-0 | .000 | 3-5 | .600 | 2 | 6 | 8 | 7.2 | 2 | 0 | 0 | 1 | 4 | 7 | 9.7 |
| Miami (FL) | 02/29/2020 | * | 32:04 | 4-6 | .667 | 0-0 | .000 | 5-8 | .625 | 7 | 7 | 14 | 7.4 | 3 | 1 | 2 | 2 | 2 | 13 | 9.8 |
| Pittsburgh | 03/04/2020 | * | 32:03 | 1-6 | .167 | 0-0 | .000 | 0-0 | .000 | 2 | 8 | 10 | 7.5 | 4 | 2 | 2 | 4 | 4 | 2 | 9.5 |
| Totals | | | 28 887:26 | 104-199 | .523 | 0-1 | .000 | 78-124 | .629 | 84 | 142 | 226 | 7.5 | 108 | 31 | 60 | 73 | 30 | 286 | 9.5 |

Player Averages

| Games Played | Minutes/game | Points/game | FG Pct | 3FG Pct | FT Pct | Rebounds/game | Assists/game | Turnovers/game | Assist/Turnover ratio | Steals/game | Blocks/game |
|--------------|--------------|-------------|--------|---------|--------|---------------|--------------|----------------|-----------------------|-------------|-------------|
| 30 | 29.6 | 9.5 | 52.3 | 0.0 | 62.9 | 7.5 | 1.0 | 2.0 | 0.5 | 1.0 | 2.4 |



**2019-20 Georgia Tech Men's Basketball
Individual Game-by-Game
All games**

Page 3/16
as of Mar 05, 2020

#2 PHILLIPS, Shembari

| Opponent | Date | GS | MIN | Total | | 3-Pointers | | Free throws | | Rebounds | | | | PF | A | T/O | BLK | STL | PTS | AVG |
|-------------------|------------|----------|--------------|-------------|-------------|-------------|-------------|-------------|-------------|----------|----------|----------|------------|----------|-----------|----------|----------|----------|-----------|------------|
| | | | | FG-FGA | PCT | 3FG-3FGA | PCT | FT-FTA | PCT | OFF | DEF | TOT | AVG | | | | | | | |
| Elon | 11/11/2019 | | 12:38 | 0-3 | .000 | 0-3 | .000 | 0-0 | .000 | 0 | 0 | 0 | 0.0 | 0 | 2 | 0 | 1 | 0 | 0 | 0.0 |
| at Georgia | 11/20/2019 | | 00:24 | 0-0 | .000 | 0-0 | .000 | 0-0 | .000 | 0 | 0 | 0 | 0.0 | 1 | 0 | 0 | 0 | 0 | 0 | 0.0 |
| Arkansas | 11/25/2019 | | 01:26 | 0-1 | .000 | 0-1 | .000 | 0-0 | .000 | 0 | 0 | 0 | 0.0 | 0 | 0 | 0 | 0 | 0 | 0 | 0.0 |
| Bethune-Cookman | 12/01/2019 | | 01:08 | 0-0 | .000 | 0-0 | .000 | 0-0 | .000 | 0 | 0 | 0 | 0.0 | 0 | 0 | 0 | 0 | 0 | 0 | 0.0 |
| Syracuse | 12/07/2019 | | 10:49 | 1-2 | .500 | 1-2 | .500 | 0-0 | .000 | 0 | 0 | 0 | 0.0 | 0 | 1 | 1 | 1 | 1 | 3 | 0.6 |
| at Kentucky | 12/14/2019 | | 02:46 | 0-1 | .000 | 0-0 | .000 | 0-0 | .000 | 0 | 0 | 0 | 0.0 | 0 | 1 | 0 | 0 | 0 | 0 | 0.5 |
| Ball St. | 12/18/2019 | | 09:23 | 2-2 | 1.000 | 2-2 | 1.000 | 0-0 | .000 | 0 | 0 | 0 | 0.0 | 0 | 1 | 0 | 0 | 0 | 6 | 1.3 |
| vs Boise St. | 12/22/2019 | | 02:52 | 0-1 | .000 | 0-1 | .000 | 0-0 | .000 | 1 | 1 | 2 | 0.3 | 0 | 0 | 0 | 0 | 0 | 0 | 1.1 |
| at Hawaii | 12/25/2019 | | 02:49 | 0-1 | .000 | 0-1 | .000 | 0-0 | .000 | 0 | 0 | 0 | 0.2 | 1 | 0 | 0 | 0 | 0 | 0 | 1.0 |
| at Boston College | 01/11/2020 | | 03:02 | 0-2 | .000 | 0-1 | .000 | 0-0 | .000 | 0 | 0 | 0 | 0.2 | 0 | 1 | 0 | 0 | 0 | 0 | 0.9 |
| NC State | 01/25/2020 | | 01:27 | 0-1 | .000 | 0-1 | .000 | 0-0 | .000 | 0 | 0 | 0 | 0.2 | 0 | 0 | 0 | 0 | 0 | 0 | 0.8 |
| Morehouse | 01/28/2020 | | 19:02 | 2-9 | .222 | 0-3 | .000 | 3-4 | .750 | 1 | 3 | 4 | 0.5 | 1 | 5 | 0 | 0 | 0 | 7 | 1.3 |
| Virginia Tech | 02/04/2020 | | 03:06 | 1-1 | 1.000 | 1-1 | 1.000 | 0-2 | .000 | 0 | 1 | 1 | 0.5 | 0 | 0 | 0 | 0 | 0 | 3 | 1.5 |
| Pittsburgh | 03/04/2020 | * | 01:51 | 1-1 | 1.000 | 1-1 | 1.000 | 0-0 | .000 | 0 | 0 | 0 | 0.5 | 0 | 0 | 0 | 0 | 0 | 3 | 1.6 |
| Totals | | 1 | 72:42 | 7-25 | .280 | 5-17 | .294 | 3-6 | .500 | 2 | 5 | 7 | 0.5 | 3 | 11 | 1 | 2 | 1 | 22 | 1.6 |

Player Averages

| Games Played | Minutes/ game | Points/ game | FG Pct | 3FG Pct | FT Pct | Rebounds/ game | Assists/ game | Turnovers/ game | Assist/Turnover ratio | Steals/ game | Blocks/ game |
|--------------|---------------|--------------|--------|---------|--------|----------------|---------------|-----------------|-----------------------|--------------|--------------|
| 14 | 5.2 | 1.6 | 28.0 | 29.4 | 50.0 | 0.5 | 0.8 | 0.1 | 11.0 | 0.1 | 0.1 |



2019-20 Georgia Tech Men's Basketball
Individual Game-by-Game
All games

Page 4/16
as of Mar 05, 2020

#3 COLE, Evan

| Opponent | Date | GS | MIN | Total | | 3-Pointers | | Free throws | | Rebounds | | | | PF | A | T/O | BLK | STL | PTS | AVG |
|-------------------|------------|----------|---------------|---------------|-------------|-------------|-------------|--------------|-------------|-----------|-----------|-----------|------------|-----------|-----------|-----------|----------|----------|------------|------------|
| | | | | FG-FGA | PCT | 3FG-3FGA | PCT | FT-FTA | PCT | OFF | DEF | TOT | AVG | | | | | | | |
| at NC State | 11/05/2019 | | 04:28 | 1-2 | .500 | 0-0 | .000 | 0-0 | .000 | 0 | 0 | 0 | 0.0 | 0 | 0 | 1 | 0 | 0 | 2 | 2.0 |
| Elon | 11/11/2019 | | 19:36 | 3-7 | .429 | 1-2 | .500 | 2-2 | 1.000 | 3 | 6 | 9 | 4.5 | 2 | 2 | 0 | 1 | 0 | 9 | 5.5 |
| at Georgia | 11/20/2019 | | 09:35 | 1-2 | .500 | 0-0 | .000 | 2-2 | 1.000 | 0 | 1 | 1 | 3.3 | 2 | 0 | 0 | 0 | 0 | 4 | 5.0 |
| Arkansas | 11/25/2019 | | 20:47 | 4-6 | .667 | 0-1 | .000 | 0-1 | .000 | 1 | 8 | 9 | 4.8 | 2 | 0 | 4 | 0 | 1 | 8 | 5.8 |
| Bethune-Cookman | 12/01/2019 | * | 18:16 | 2-5 | .400 | 0-1 | .000 | 0-2 | .000 | 3 | 0 | 3 | 4.4 | 0 | 1 | 0 | 0 | 2 | 4 | 5.4 |
| Nebraska | 12/04/2019 | * | 23:04 | 4-8 | .500 | 0-2 | .000 | 0-0 | .000 | 1 | 5 | 6 | 4.7 | 0 | 0 | 1 | 1 | 0 | 8 | 5.8 |
| Syracuse | 12/07/2019 | | 15:52 | 2-6 | .333 | 0-0 | .000 | 0-1 | .000 | 2 | 4 | 6 | 4.9 | 2 | 0 | 2 | 0 | 1 | 4 | 5.6 |
| at Kentucky | 12/14/2019 | | 09:46 | 2-2 | 1.000 | 1-1 | 1.000 | 0-0 | .000 | 0 | 2 | 2 | 4.5 | 4 | 0 | 0 | 1 | 0 | 5 | 5.5 |
| Ball St. | 12/18/2019 | | 13:00 | 1-2 | .500 | 0-1 | .000 | 0-0 | .000 | 0 | 1 | 1 | 4.1 | 2 | 0 | 1 | 0 | 1 | 2 | 5.1 |
| vs Boise St. | 12/22/2019 | | 01:05 | 0-0 | .000 | 0-0 | .000 | 0-0 | .000 | 0 | 0 | 0 | 3.7 | 0 | 0 | 0 | 0 | 0 | 0 | 4.6 |
| at Hawaii | 12/25/2019 | | 01:17 | 0-0 | .000 | 0-0 | .000 | 0-0 | .000 | 0 | 1 | 1 | 3.5 | 0 | 0 | 0 | 0 | 0 | 0 | 4.2 |
| at North Carolina | 01/04/2020 | | 16:17 | 4-7 | .571 | 0-2 | .000 | 1-1 | 1.000 | 2 | 1 | 3 | 3.4 | 1 | 2 | 0 | 0 | 1 | 9 | 4.6 |
| Duke | 01/08/2020 | | 08:18 | 1-2 | .500 | 0-0 | .000 | 0-0 | .000 | 0 | 1 | 1 | 3.2 | 0 | 0 | 0 | 0 | 0 | 2 | 4.4 |
| at Boston College | 01/11/2020 | | 09:18 | 2-4 | .500 | 0-1 | .000 | 0-0 | .000 | 2 | 1 | 3 | 3.2 | 1 | 1 | 1 | 0 | 0 | 4 | 4.4 |
| Notre Dame | 01/15/2020 | | 05:44 | 0-1 | .000 | 0-0 | .000 | 2-4 | .500 | 1 | 1 | 2 | 3.1 | 0 | 0 | 0 | 0 | 0 | 2 | 4.2 |
| Virginia | 01/18/2020 | | 15:13 | 3-6 | .500 | 0-1 | .000 | 0-2 | .000 | 1 | 3 | 4 | 3.2 | 1 | 1 | 0 | 0 | 0 | 6 | 4.3 |
| at Louisville | 01/22/2020 | | 04:51 | 0-1 | .000 | 0-0 | .000 | 0-0 | .000 | 0 | 0 | 0 | 3.0 | 1 | 0 | 1 | 0 | 0 | 0 | 4.1 |
| NC State | 01/25/2020 | | 23:56 | 3-5 | .600 | 1-2 | .500 | 4-8 | .500 | 2 | 2 | 4 | 3.1 | 2 | 0 | 1 | 3 | 0 | 11 | 4.4 |
| Morehouse | 01/28/2020 | | 21:35 | 3-10 | .300 | 1-2 | .500 | 0-0 | .000 | 4 | 6 | 10 | 3.4 | 2 | 1 | 2 | 0 | 0 | 7 | 4.6 |
| at Notre Dame | 02/01/2020 | | 16:17 | 3-7 | .429 | 0-1 | .000 | 0-0 | .000 | 4 | 1 | 5 | 3.5 | 2 | 0 | 1 | 0 | 0 | 6 | 4.7 |
| Louisville | 02/12/2020 | | 06:06 | 0-0 | .000 | 0-0 | .000 | 0-0 | .000 | 0 | 2 | 2 | 3.4 | 2 | 0 | 1 | 0 | 0 | 0 | 4.4 |
| at Wake Forest | 02/19/2020 | | 19:57 | 3-4 | .750 | 0-1 | .000 | 3-7 | .429 | 0 | 7 | 7 | 3.6 | 3 | 0 | 0 | 0 | 1 | 9 | 4.6 |
| at Syracuse | 02/22/2020 | | 07:17 | 0-2 | .000 | 0-0 | .000 | 2-2 | 1.000 | 2 | 1 | 3 | 3.6 | 4 | 0 | 2 | 0 | 0 | 2 | 4.5 |
| Clemson | 02/25/2020 | | 04:16 | 0-1 | .000 | 0-1 | .000 | 0-0 | .000 | 0 | 0 | 0 | 3.4 | 1 | 0 | 1 | 0 | 0 | 0 | 4.3 |
| Miami (FL) | 02/29/2020 | | 11:05 | 2-4 | .500 | 0-0 | .000 | 2-3 | .667 | 3 | 1 | 4 | 3.4 | 1 | 1 | 1 | 0 | 0 | 6 | 4.4 |
| Pittsburgh | 03/04/2020 | | 21:35 | 4-7 | .571 | 0-1 | .000 | 2-2 | 1.000 | 3 | 5 | 8 | 3.6 | 4 | 1 | 0 | 2 | 1 | 10 | 4.6 |
| Totals | | 2 | 328:31 | 48-101 | .475 | 4-20 | .200 | 20-37 | .541 | 34 | 60 | 94 | 3.6 | 39 | 10 | 20 | 8 | 8 | 120 | 4.6 |

Player Averages

| Games Played | Minutes/ game | Points/ game | FG Pct | 3FG Pct | FT Pct | Rebounds/ game | Assists/ game | Turnovers/ game | Assist/Turnover ratio | Steals/ game | Blocks/ game |
|--------------|---------------|--------------|--------|---------|--------|----------------|---------------|-----------------|-----------------------|--------------|--------------|
| 26 | 12.6 | 4.6 | 47.5 | 20.0 | 54.1 | 3.6 | 0.4 | 0.8 | 0.5 | 0.3 | 0.3 |



**2019-20 Georgia Tech Men's Basketball
Individual Game-by-Game
All games**

Page 5/16
as of Mar 05, 2020

#4 USHER, Jordan

| Opponent | Date | GS | MIN | Total | | 3-Pointers | | Free throws | | Rebounds | | | | | | | | | | | |
|-------------------|------------|----|--------|--------|------|------------|-------|-------------|-------|----------|-----|-----|-----|----|----|-----|-----|-----|-----|------|--|
| | | | | FG-FGA | PCT | 3FG-3FGA | PCT | FT-FTA | PCT | OFF | DEF | TOT | AVG | PF | A | T/O | BLK | STL | PTS | AVG | |
| Ball St. | 12/18/2019 | * | 18:54 | 1-7 | .143 | 0-3 | .000 | 2-2 | 1.000 | 0 | 4 | 4 | 4.0 | 4 | 0 | 6 | 1 | 0 | 4 | 4.0 | |
| vs Boise St. | 12/22/2019 | * | 30:52 | 6-10 | .600 | 1-3 | .333 | 5-6 | .833 | 2 | 5 | 7 | 5.5 | 3 | 2 | 2 | 0 | 1 | 18 | 11.0 | |
| vs Houston | 12/23/2019 | * | 35:43 | 4-12 | .333 | 0-3 | .000 | 2-2 | 1.000 | 0 | 4 | 4 | 5.0 | 3 | 1 | 3 | 0 | 0 | 10 | 10.7 | |
| at Hawaii | 12/25/2019 | * | 23:52 | 3-8 | .375 | 0-0 | .000 | 2-2 | 1.000 | 1 | 2 | 3 | 4.5 | 4 | 1 | 5 | 0 | 0 | 8 | 10.0 | |
| at Florida St. | 12/31/2019 | * | 30:32 | 4-11 | .364 | 0-4 | .000 | 3-3 | 1.000 | 0 | 1 | 1 | 3.8 | 3 | 3 | 3 | 0 | 0 | 11 | 10.2 | |
| at North Carolina | 01/04/2020 | * | 21:50 | 3-7 | .429 | 1-2 | .500 | 0-0 | .000 | 1 | 2 | 3 | 3.7 | 1 | 2 | 1 | 0 | 2 | 7 | 9.7 | |
| Duke | 01/08/2020 | * | 20:34 | 0-4 | .000 | 0-1 | .000 | 0-0 | .000 | 0 | 1 | 1 | 3.3 | 1 | 1 | 1 | 0 | 0 | 0 | 8.3 | |
| at Boston College | 01/11/2020 | * | 25:03 | 5-7 | .714 | 0-1 | .000 | 3-3 | 1.000 | 1 | 5 | 6 | 3.6 | 0 | 2 | 3 | 0 | 0 | 13 | 8.9 | |
| Notre Dame | 01/15/2020 | * | 30:49 | 4-10 | .400 | 0-2 | .000 | 0-0 | .000 | 0 | 3 | 3 | 3.6 | 0 | 2 | 1 | 1 | 2 | 8 | 8.8 | |
| Virginia | 01/18/2020 | * | 19:57 | 2-4 | .500 | 1-1 | 1.000 | 1-4 | .250 | 0 | 1 | 1 | 3.3 | 2 | 1 | 3 | 0 | 0 | 6 | 8.5 | |
| at Louisville | 01/22/2020 | * | 30:47 | 2-7 | .286 | 0-2 | .000 | 3-4 | .750 | 2 | 3 | 5 | 3.5 | 5 | 2 | 3 | 0 | 1 | 7 | 8.4 | |
| NC State | 01/25/2020 | * | 29:15 | 3-6 | .500 | 1-2 | .500 | 1-1 | 1.000 | 0 | 7 | 7 | 3.8 | 3 | 6 | 2 | 0 | 0 | 8 | 8.3 | |
| Morehouse | 01/28/2020 | * | 13:56 | 4-5 | .800 | 0-1 | .000 | 1-1 | 1.000 | 0 | 3 | 3 | 3.7 | 2 | 6 | 1 | 0 | 4 | 9 | 8.4 | |
| at Notre Dame | 02/01/2020 | * | 29:01 | 3-13 | .231 | 0-4 | .000 | 2-2 | 1.000 | 1 | 3 | 4 | 3.7 | 4 | 1 | 1 | 0 | 2 | 8 | 8.4 | |
| Virginia Tech | 02/04/2020 | * | 29:09 | 3-5 | .600 | 0-1 | .000 | 2-2 | 1.000 | 0 | 3 | 3 | 3.7 | 3 | 2 | 2 | 1 | 0 | 8 | 8.3 | |
| at Pittsburgh | 02/08/2020 | * | 30:19 | 3-5 | .600 | 1-1 | 1.000 | 0-0 | .000 | 0 | 4 | 4 | 3.7 | 3 | 3 | 4 | 0 | 0 | 7 | 8.3 | |
| Louisville | 02/12/2020 | * | 31:01 | 5-10 | .500 | 0-2 | .000 | 1-4 | .250 | 1 | 3 | 4 | 3.7 | 4 | 1 | 2 | 0 | 2 | 11 | 8.4 | |
| at Wake Forest | 02/19/2020 | * | 24:42 | 2-4 | .500 | 1-1 | 1.000 | 5-6 | .833 | 1 | 6 | 7 | 3.9 | 4 | 2 | 3 | 1 | 0 | 10 | 8.5 | |
| at Syracuse | 02/22/2020 | * | 29:14 | 1-8 | .125 | 1-2 | .500 | 2-3 | .667 | 1 | 7 | 8 | 4.1 | 3 | 3 | 2 | 0 | 1 | 5 | 8.3 | |
| Clemson | 02/25/2020 | * | 18:40 | 2-4 | .500 | 0-1 | .000 | 0-0 | .000 | 1 | 5 | 6 | 4.2 | 1 | 1 | 5 | 1 | 0 | 4 | 8.1 | |
| Miami (FL) | 02/29/2020 | * | 25:28 | 2-9 | .222 | 0-2 | .000 | 1-3 | .333 | 2 | 3 | 5 | 4.2 | 2 | 2 | 2 | 0 | 1 | 5 | 8.0 | |
| Pittsburgh | 03/04/2020 | * | 29:25 | 4-6 | .667 | 1-2 | .500 | 1-2 | .500 | 1 | 3 | 4 | 4.2 | 2 | 4 | 2 | 1 | 1 | 10 | 8.0 | |
| Totals | | 22 | 579:02 | 66-162 | .407 | 8-41 | .195 | 37-50 | .740 | 15 | 78 | 93 | 4.2 | 57 | 48 | 57 | 6 | 17 | 177 | 8.0 | |

Player Averages

| Games Played | Minutes/ game | Points/ game | FG Pct | 3FG Pct | FT Pct | Rebounds/ game | Assists/ game | Turnovers/ game | Assist/Turnover ratio | Steals/ game | Blocks/ game |
|--------------|---------------|--------------|--------|---------|--------|----------------|---------------|-----------------|-----------------------|--------------|--------------|
| 22 | 26.3 | 8.0 | 40.7 | 19.5 | 74.0 | 4.2 | 2.2 | 2.6 | 0.8 | 0.8 | 0.3 |



2019-20 Georgia Tech Men's Basketball
Individual Game-by-Game
All games

Page 6/16
as of Mar 05, 2020

#5 WRIGHT, Moses

| Opponent | Date | GS | MIN | Total | | 3-Pointers | | Free throws | | Rebounds | | | | PF | A | T/O | BLK | STL | PTS | AVG |
|-------------------|------------|-----------|---------------|----------------|-------------|-------------|-------------|--------------|-------------|-----------|------------|------------|------------|-----------|-----------|-----------|-----------|-----------|------------|-------------|
| | | | | FG-FGA | PCT | 3FG-3FGA | PCT | FT-FTA | PCT | OFF | DEF | TOT | AVG | | | | | | | |
| at NC State | 11/05/2019 | * | 22:24 | 6-9 | .667 | 0-2 | .000 | 0-1 | .000 | 1 | 8 | 9 | 9.0 | 5 | 1 | 4 | 3 | 0 | 12 | 12.0 |
| Elon | 11/11/2019 | * | 24:04 | 1-5 | .200 | 0-1 | .000 | 0-2 | .000 | 0 | 6 | 6 | 7.5 | 4 | 0 | 1 | 1 | 0 | 2 | 7.0 |
| at Georgia | 11/20/2019 | * | 26:53 | 8-15 | .533 | 0-2 | .000 | 2-3 | .667 | 1 | 8 | 9 | 8.0 | 4 | 0 | 1 | 2 | 0 | 18 | 10.7 |
| Arkansas | 11/25/2019 | * | 21:55 | 3-4 | .750 | 0-0 | .000 | 0-0 | .000 | 0 | 4 | 4 | 7.0 | 2 | 1 | 5 | 0 | 0 | 6 | 9.5 |
| Bethune-Cookman | 12/01/2019 | * | 32:36 | 6-8 | .750 | 0-0 | .000 | 0-1 | .000 | 2 | 10 | 12 | 8.0 | 2 | 2 | 4 | 0 | 0 | 12 | 10.0 |
| Nebraska | 12/04/2019 | * | 32:48 | 8-14 | .571 | 1-2 | .500 | 1-2 | .500 | 2 | 7 | 9 | 8.2 | 4 | 2 | 2 | 3 | 0 | 18 | 11.3 |
| Syracuse | 12/07/2019 | * | 27:33 | 8-17 | .471 | 0-0 | .000 | 1-5 | .200 | 4 | 5 | 9 | 8.3 | 4 | 1 | 4 | 1 | 2 | 17 | 12.1 |
| at Kentucky | 12/14/2019 | * | 38:20 | 6-11 | .545 | 1-2 | .500 | 0-0 | .000 | 2 | 8 | 10 | 8.5 | 3 | 0 | 4 | 0 | 0 | 13 | 12.3 |
| Ball St. | 12/18/2019 | * | 21:04 | 1-3 | .333 | 0-1 | .000 | 0-0 | .000 | 2 | 2 | 4 | 8.0 | 1 | 2 | 3 | 2 | 0 | 2 | 11.1 |
| vs Boise St. | 12/22/2019 | * | 31:51 | 7-7 | 1.000 | 1-1 | 1.000 | 3-3 | 1.000 | 3 | 6 | 9 | 8.1 | 5 | 0 | 2 | 3 | 1 | 18 | 11.8 |
| vs Houston | 12/23/2019 | * | 37:23 | 7-15 | .467 | 0-3 | .000 | 5-6 | .833 | 4 | 6 | 10 | 8.3 | 2 | 0 | 1 | 1 | 1 | 19 | 12.5 |
| at Hawaii | 12/25/2019 | * | 28:47 | 7-11 | .636 | 0-0 | .000 | 2-3 | .667 | 1 | 2 | 3 | 7.8 | 3 | 0 | 1 | 0 | 2 | 16 | 12.8 |
| at Florida St. | 12/31/2019 | * | 36:27 | 6-13 | .462 | 1-3 | .333 | 0-0 | .000 | 1 | 9 | 10 | 8.0 | 3 | 0 | 6 | 2 | 2 | 13 | 12.8 |
| at North Carolina | 01/04/2020 | * | 38:05 | 9-13 | .692 | 0-0 | .000 | 4-7 | .571 | 2 | 5 | 7 | 7.9 | 3 | 1 | 3 | 2 | 0 | 22 | 13.4 |
| Duke | 01/08/2020 | * | 32:36 | 5-17 | .294 | 0-2 | .000 | 2-3 | .667 | 4 | 6 | 10 | 8.1 | 4 | 3 | 2 | 0 | 1 | 12 | 13.3 |
| at Boston College | 01/11/2020 | * | 31:09 | 8-12 | .667 | 0-0 | .000 | 2-4 | .500 | 1 | 9 | 10 | 8.2 | 3 | 0 | 2 | 0 | 0 | 18 | 13.6 |
| Notre Dame | 01/15/2020 | * | 26:26 | 6-11 | .545 | 0-1 | .000 | 4-5 | .800 | 1 | 4 | 5 | 8.0 | 2 | 1 | 4 | 1 | 0 | 16 | 13.8 |
| Virginia | 01/18/2020 | * | 32:26 | 3-10 | .300 | 1-2 | .500 | 0-0 | .000 | 0 | 5 | 5 | 7.8 | 3 | 1 | 3 | 0 | 2 | 7 | 13.4 |
| at Louisville | 01/22/2020 | * | 37:06 | 4-7 | .571 | 1-2 | .500 | 2-4 | .500 | 1 | 2 | 3 | 7.6 | 2 | 1 | 3 | 2 | 0 | 11 | 13.3 |
| NC State | 01/25/2020 | * | 25:03 | 2-4 | .500 | 0-0 | .000 | 0-1 | .000 | 0 | 3 | 3 | 7.4 | 3 | 0 | 2 | 0 | 1 | 4 | 12.8 |
| Morehouse | 01/28/2020 | * | 17:53 | 4-5 | .800 | 0-0 | .000 | 3-4 | .750 | 0 | 4 | 4 | 7.2 | 0 | 1 | 1 | 0 | 0 | 11 | 12.7 |
| at Notre Dame | 02/01/2020 | * | 31:46 | 8-17 | .471 | 0-2 | .000 | 1-2 | .500 | 4 | 4 | 8 | 7.2 | 5 | 4 | 1 | 3 | 0 | 17 | 12.9 |
| Virginia Tech | 02/04/2020 | * | 31:56 | 5-10 | .500 | 0-0 | .000 | 4-9 | .444 | 4 | 3 | 7 | 7.2 | 3 | 0 | 1 | 0 | 0 | 14 | 13.0 |
| at Pittsburgh | 02/08/2020 | * | 33:12 | 5-12 | .417 | 0-1 | .000 | 2-3 | .667 | 2 | 5 | 7 | 7.2 | 4 | 0 | 4 | 2 | 1 | 12 | 12.9 |
| Louisville | 02/12/2020 | * | 31:25 | 4-7 | .571 | 0-0 | .000 | 4-4 | 1.000 | 2 | 4 | 6 | 7.2 | 3 | 0 | 2 | 3 | 2 | 12 | 12.9 |
| at Wake Forest | 02/19/2020 | * | 35:56 | 6-10 | .600 | 1-1 | 1.000 | 1-2 | .500 | 3 | 4 | 7 | 7.2 | 5 | 0 | 2 | 1 | 2 | 14 | 12.9 |
| at Syracuse | 02/22/2020 | * | 38:09 | 14-17 | .824 | 0-0 | .000 | 5-8 | .625 | 3 | 7 | 10 | 7.3 | 4 | 2 | 4 | 0 | 0 | 33 | 13.7 |
| Clemson | 02/25/2020 | * | 31:17 | 4-12 | .333 | 0-1 | .000 | 2-2 | 1.000 | 2 | 1 | 3 | 7.1 | 2 | 0 | 4 | 1 | 1 | 10 | 13.5 |
| Miami (FL) | 02/29/2020 | * | 32:42 | 3-10 | .300 | 0-0 | .000 | 3-4 | .750 | 1 | 7 | 8 | 7.1 | 3 | 1 | 3 | 1 | 0 | 9 | 13.4 |
| Pittsburgh | 03/04/2020 | * | 26:04 | 4-9 | .444 | 0-0 | .000 | 0-0 | .000 | 1 | 2 | 3 | 7.0 | 2 | 3 | 2 | 1 | 0 | 8 | 13.2 |
| Totals | | 30 | 915:16 | 168-315 | .533 | 7-29 | .241 | 53-88 | .602 | 54 | 156 | 210 | 7.0 | 93 | 27 | 81 | 35 | 18 | 396 | 13.2 |

Player Averages

| Games Played | Minutes/game | Points/game | FG Pct | 3FG Pct | FT Pct | Rebounds/game | Assists/game | Turnovers/game | Assist/Turnover ratio | Steals/game | Blocks/game |
|--------------|--------------|-------------|--------|---------|--------|---------------|--------------|----------------|-----------------------|-------------|-------------|
| 30 | 30.5 | 13.2 | 53.3 | 24.1 | 60.2 | 7.0 | 0.9 | 2.7 | 0.3 | 0.6 | 1.2 |



**2019-20 Georgia Tech Men's Basketball
Individual Game-by-Game
All games**

Page 7/16
as of Mar 05, 2020

#10 ALVARADO, Jose

| Opponent | Date | GS | MIN | Total | | 3-Pointers | | Free throws | | Rebounds | | | | PF | A | T/O | BLK | STL | PTS | AVG |
|-------------------|------------|-----------|---------------|----------------|-------------|---------------|-------------|--------------|-------------|----------|-----------|-----------|------------|-----------|-----------|-----------|----------|-----------|------------|-------------|
| | | | | FG-FGA | PCT | 3FG-3FGA | PCT | FT-FTA | PCT | OFF | DEF | TOT | AVG | | | | | | | |
| at NC State | 11/05/2019 | * | 34:18 | 4-10 | .400 | 2-7 | .286 | 0-0 | .000 | 0 | 2 | 2 | 2.0 | 4 | 7 | 3 | 0 | 0 | 10 | 10.0 |
| at Georgia | 11/20/2019 | * | 16:10 | 1-7 | .143 | 0-4 | .000 | 0-0 | .000 | 0 | 3 | 3 | 2.5 | 3 | 2 | 0 | 0 | 0 | 2 | 6.0 |
| vs Boise St. | 12/22/2019 | * | 29:32 | 4-13 | .308 | 2-7 | .286 | 4-4 | 1.000 | 0 | 1 | 1 | 2.0 | 1 | 1 | 4 | 0 | 2 | 14 | 8.7 |
| vs Houston | 12/23/2019 | * | 35:48 | 2-5 | .400 | 1-3 | .333 | 2-2 | 1.000 | 0 | 0 | 0 | 1.5 | 4 | 4 | 0 | 0 | 2 | 7 | 8.3 |
| at Hawaii | 12/25/2019 | * | 34:40 | 2-6 | .333 | 0-2 | .000 | 4-4 | 1.000 | 1 | 4 | 5 | 2.2 | 3 | 4 | 1 | 0 | 3 | 8 | 8.2 |
| at Florida St. | 12/31/2019 | * | 39:02 | 2-10 | .200 | 0-4 | .000 | 0-0 | .000 | 0 | 2 | 2 | 2.2 | 1 | 5 | 3 | 0 | 3 | 4 | 7.5 |
| at North Carolina | 01/04/2020 | * | 27:56 | 8-12 | .667 | 4-6 | .667 | 5-7 | .714 | 0 | 1 | 1 | 2.0 | 4 | 8 | 3 | 0 | 6 | 25 | 10.0 |
| Duke | 01/08/2020 | * | 36:00 | 7-12 | .583 | 2-4 | .500 | 2-2 | 1.000 | 0 | 1 | 1 | 1.9 | 3 | 5 | 4 | 0 | 2 | 18 | 11.0 |
| at Boston College | 01/11/2020 | * | 33:29 | 2-7 | .286 | 2-4 | .500 | 3-4 | .750 | 2 | 3 | 5 | 2.2 | 1 | 8 | 1 | 1 | 1 | 9 | 10.8 |
| Notre Dame | 01/15/2020 | * | 33:06 | 3-7 | .429 | 1-4 | .250 | 0-0 | .000 | 0 | 5 | 5 | 2.5 | 5 | 9 | 3 | 0 | 0 | 7 | 10.4 |
| Virginia | 01/18/2020 | * | 35:01 | 8-14 | .571 | 2-7 | .286 | 2-3 | .667 | 1 | 1 | 2 | 2.5 | 4 | 2 | 2 | 0 | 2 | 20 | 11.3 |
| at Louisville | 01/22/2020 | * | 39:06 | 4-11 | .364 | 2-7 | .286 | 3-4 | .750 | 0 | 10 | 10 | 3.1 | 0 | 2 | 6 | 0 | 1 | 13 | 11.4 |
| NC State | 01/25/2020 | * | 37:22 | 9-21 | .429 | 2-8 | .250 | 6-8 | .750 | 0 | 8 | 8 | 3.5 | 1 | 2 | 5 | 0 | 9 | 26 | 12.5 |
| Morehouse | 01/28/2020 | * | 18:56 | 4-9 | .444 | 1-3 | .333 | 0-0 | .000 | 0 | 1 | 1 | 3.3 | 2 | 3 | 1 | 0 | 1 | 9 | 12.3 |
| at Notre Dame | 02/01/2020 | * | 40:00 | 10-19 | .526 | 3-7 | .429 | 2-4 | .500 | 2 | 4 | 6 | 3.5 | 3 | 1 | 2 | 0 | 1 | 25 | 13.1 |
| Virginia Tech | 02/04/2020 | * | 29:14 | 8-14 | .571 | 3-6 | .500 | 1-2 | .500 | 1 | 2 | 3 | 3.4 | 2 | 6 | 1 | 0 | 2 | 20 | 13.6 |
| at Pittsburgh | 02/08/2020 | * | 36:50 | 3-8 | .375 | 1-4 | .250 | 2-2 | 1.000 | 0 | 4 | 4 | 3.5 | 4 | 4 | 1 | 0 | 0 | 9 | 13.3 |
| Louisville | 02/12/2020 | * | 33:15 | 5-11 | .455 | 3-6 | .500 | 5-6 | .833 | 1 | 2 | 3 | 3.4 | 3 | 2 | 5 | 0 | 0 | 18 | 13.6 |
| at Wake Forest | 02/19/2020 | * | 40:00 | 4-10 | .400 | 1-4 | .250 | 13-15 | .867 | 0 | 1 | 1 | 3.3 | 2 | 4 | 1 | 0 | 0 | 22 | 14.0 |
| at Syracuse | 02/22/2020 | * | 39:24 | 3-8 | .375 | 2-6 | .333 | 0-0 | .000 | 0 | 2 | 2 | 3.3 | 5 | 6 | 3 | 0 | 3 | 8 | 13.7 |
| Clemson | 02/25/2020 | * | 29:02 | 8-14 | .571 | 3-5 | .600 | 0-1 | .000 | 0 | 3 | 3 | 3.2 | 3 | 3 | 1 | 0 | 3 | 19 | 14.0 |
| Miami (FL) | 02/29/2020 | * | 36:57 | 7-15 | .467 | 1-6 | .167 | 1-2 | .500 | 0 | 4 | 4 | 3.3 | 3 | 2 | 6 | 0 | 7 | 16 | 14.0 |
| Pittsburgh | 03/04/2020 | | 34:53 | 8-16 | .500 | 2-6 | .333 | 5-5 | 1.000 | 1 | 7 | 8 | 3.5 | 3 | 5 | 2 | 1 | 3 | 23 | 14.4 |
| Totals | | 22 | 770:01 | 116-259 | .448 | 40-120 | .333 | 60-75 | .800 | 9 | 71 | 80 | 3.5 | 64 | 95 | 58 | 2 | 51 | 332 | 14.4 |

Player Averages

| Games Played | Minutes/ game | Points/ game | FG Pct | 3FG Pct | FT Pct | Rebounds/ game | Assists/ game | Turnovers/ game | Assist/Turnover ratio | Steals/ game | Blocks/ game |
|--------------|---------------|--------------|--------|---------|--------|----------------|---------------|-----------------|-----------------------|--------------|--------------|
| 23 | 33.5 | 14.4 | 44.8 | 33.3 | 80.0 | 3.5 | 4.1 | 2.5 | 1.6 | 2.2 | 0.1 |



2019-20 Georgia Tech Men's Basketball
Individual Game-by-Game
All games

Page 8/16
as of Mar 05, 2020

#11 PARHAM, Bubba

| Opponent | Date | GS | MIN | Total | | 3-Pointers | | Free throws | | Rebounds | | | | PF | A | T/O | BLK | STL | PTS | AVG |
|-------------------|------------|----------|---------------|---------------|-------------|--------------|-------------|--------------|-------------|-----------|-----------|-----------|------------|-----------|-----------|-----------|----------|-----------|------------|------------|
| | | | | FG-FGA | PCT | 3FG-3FGA | PCT | FT-FTA | PCT | OFF | DEF | TOT | AVG | | | | | | | |
| at NC State | 11/05/2019 | | 23:03 | 0-2 | .000 | 0-2 | .000 | 1-2 | .500 | 0 | 1 | 1 | 1.0 | 2 | 3 | 0 | 0 | 2 | 1 | 1.0 |
| Elon | 11/11/2019 | * | 27:46 | 2-6 | .333 | 1-4 | .250 | 0-0 | .000 | 0 | 6 | 6 | 3.5 | 4 | 0 | 3 | 0 | 1 | 5 | 3.0 |
| at Georgia | 11/20/2019 | | 26:39 | 3-7 | .429 | 2-4 | .500 | 2-2 | 1.000 | 1 | 2 | 3 | 3.3 | 4 | 2 | 1 | 0 | 1 | 10 | 5.3 |
| Arkansas | 11/25/2019 | * | 39:58 | 3-7 | .429 | 2-4 | .500 | 2-2 | 1.000 | 2 | 2 | 4 | 3.5 | 1 | 2 | 5 | 0 | 0 | 10 | 6.5 |
| Bethune-Cookman | 12/01/2019 | * | 33:48 | 2-7 | .286 | 0-2 | .000 | 2-2 | 1.000 | 0 | 2 | 2 | 3.2 | 4 | 1 | 0 | 0 | 1 | 6 | 6.4 |
| Nebraska | 12/04/2019 | * | 32:27 | 3-11 | .273 | 0-5 | .000 | 0-0 | .000 | 2 | 2 | 4 | 3.3 | 3 | 4 | 0 | 0 | 2 | 6 | 6.3 |
| Syracuse | 12/07/2019 | * | 34:04 | 4-11 | .364 | 3-9 | .333 | 0-0 | .000 | 0 | 1 | 1 | 3.0 | 2 | 3 | 4 | 0 | 1 | 11 | 7.0 |
| at Kentucky | 12/14/2019 | * | 37:45 | 4-7 | .571 | 2-4 | .500 | 0-0 | .000 | 0 | 2 | 2 | 2.9 | 3 | 1 | 0 | 0 | 1 | 10 | 7.4 |
| Ball St. | 12/18/2019 | | 29:00 | 3-7 | .429 | 1-3 | .333 | 0-0 | .000 | 0 | 1 | 1 | 2.7 | 0 | 3 | 1 | 0 | 2 | 7 | 7.3 |
| vs Boise St. | 12/22/2019 | | 25:12 | 2-4 | .500 | 1-3 | .333 | 0-0 | .000 | 0 | 1 | 1 | 2.5 | 5 | 0 | 2 | 0 | 1 | 5 | 7.1 |
| vs Houston | 12/23/2019 | | 09:58 | 0-3 | .000 | 0-1 | .000 | 0-0 | .000 | 0 | 1 | 1 | 2.4 | 1 | 0 | 0 | 0 | 1 | 0 | 6.5 |
| at Hawaii | 12/25/2019 | | 29:47 | 3-4 | .750 | 0-0 | .000 | 1-2 | .500 | 0 | 3 | 3 | 2.4 | 3 | 0 | 0 | 0 | 1 | 7 | 6.5 |
| at Florida St. | 12/31/2019 | | 18:43 | 1-3 | .333 | 1-3 | .333 | 0-0 | .000 | 1 | 1 | 2 | 2.4 | 0 | 4 | 2 | 0 | 0 | 3 | 6.2 |
| at North Carolina | 01/04/2020 | | 26:39 | 2-5 | .400 | 1-2 | .500 | 6-6 | 1.000 | 0 | 3 | 3 | 2.4 | 3 | 3 | 2 | 0 | 2 | 11 | 6.6 |
| Duke | 01/08/2020 | | 24:46 | 2-4 | .500 | 2-3 | .667 | 0-0 | .000 | 2 | 4 | 6 | 2.7 | 3 | 0 | 2 | 0 | 0 | 6 | 6.5 |
| at Boston College | 01/11/2020 | | 27:33 | 2-3 | .667 | 1-1 | 1.000 | 0-0 | .000 | 0 | 6 | 6 | 2.9 | 5 | 2 | 2 | 0 | 1 | 5 | 6.4 |
| Notre Dame | 01/15/2020 | | 26:20 | 3-6 | .500 | 1-3 | .333 | 0-0 | .000 | 0 | 2 | 2 | 2.8 | 4 | 1 | 3 | 0 | 0 | 7 | 6.5 |
| Virginia | 01/18/2020 | | 27:08 | 1-4 | .250 | 1-3 | .333 | 0-0 | .000 | 1 | 3 | 4 | 2.9 | 4 | 2 | 2 | 0 | 2 | 3 | 6.3 |
| at Louisville | 01/22/2020 | | 18:33 | 0-0 | .000 | 0-0 | .000 | 0-0 | .000 | 0 | 1 | 1 | 2.8 | 5 | 3 | 0 | 0 | 1 | 0 | 5.9 |
| NC State | 01/25/2020 | | 30:44 | 1-7 | .143 | 0-3 | .000 | 2-2 | 1.000 | 0 | 1 | 1 | 2.7 | 1 | 2 | 1 | 0 | 0 | 4 | 5.9 |
| Morehouse | 01/28/2020 | | 23:08 | 2-4 | .500 | 1-2 | .500 | 0-0 | .000 | 0 | 0 | 0 | 2.6 | 4 | 2 | 2 | 1 | 1 | 5 | 5.8 |
| at Notre Dame | 02/01/2020 | | 35:42 | 1-4 | .250 | 1-3 | .333 | 0-0 | .000 | 1 | 3 | 4 | 2.6 | 3 | 1 | 0 | 0 | 0 | 3 | 5.7 |
| Virginia Tech | 02/04/2020 | | 21:27 | 4-7 | .571 | 2-4 | .500 | 0-0 | .000 | 0 | 2 | 2 | 2.6 | 4 | 1 | 2 | 0 | 1 | 10 | 5.9 |
| at Pittsburgh | 02/08/2020 | | 26:58 | 1-7 | .143 | 1-5 | .200 | 0-0 | .000 | 1 | 1 | 2 | 2.6 | 4 | 3 | 1 | 0 | 0 | 3 | 5.8 |
| Louisville | 02/12/2020 | | 28:31 | 0-2 | .000 | 0-1 | .000 | 2-3 | .667 | 0 | 4 | 4 | 2.6 | 2 | 3 | 1 | 0 | 1 | 2 | 5.6 |
| at Wake Forest | 02/19/2020 | | 24:35 | 1-4 | .250 | 0-3 | .000 | 1-2 | .500 | 0 | 1 | 1 | 2.6 | 2 | 0 | 0 | 0 | 0 | 3 | 5.5 |
| at Syracuse | 02/22/2020 | | 23:03 | 1-4 | .250 | 1-3 | .333 | 2-2 | 1.000 | 0 | 2 | 2 | 2.6 | 2 | 3 | 0 | 0 | 0 | 5 | 5.5 |
| Clemson | 02/25/2020 | | 34:44 | 2-5 | .400 | 1-3 | .333 | 3-3 | 1.000 | 0 | 4 | 4 | 2.6 | 3 | 1 | 3 | 0 | 0 | 8 | 5.6 |
| Miami (FL) | 02/29/2020 | | 22:10 | 0-3 | .000 | 0-2 | .000 | 0-0 | .000 | 1 | 1 | 2 | 2.6 | 3 | 2 | 0 | 0 | 1 | 0 | 5.4 |
| Pittsburgh | 03/04/2020 | | 07:40 | 0-1 | .000 | 0-1 | .000 | 0-0 | .000 | 0 | 0 | 0 | 2.5 | 1 | 1 | 2 | 0 | 1 | 0 | 5.2 |
| Totals | | 6 | 797:52 | 53-149 | .356 | 26-86 | .302 | 24-28 | .857 | 12 | 63 | 75 | 2.5 | 85 | 53 | 41 | 1 | 25 | 156 | 5.2 |

Player Averages

| Games Played | Minutes/game | Points/game | FG Pct | 3FG Pct | FT Pct | Rebounds/game | Assists/game | Turnovers/game | Assist/Turnover ratio | Steals/game | Blocks/game |
|--------------|--------------|-------------|--------|---------|--------|---------------|--------------|----------------|-----------------------|-------------|-------------|
| 30 | 26.6 | 5.2 | 35.6 | 30.2 | 85.7 | 2.5 | 1.8 | 1.4 | 1.3 | 0.8 | 0.0 |



**2019-20 Georgia Tech Men's Basketball
Individual Game-by-Game
All games**

Page 9/16
as of Mar 05, 2020

#12 MOORE, Khalid

| Opponent | Date | GS | MIN | Total | | 3-Pointers | | Free throws | | Rebounds | | | | PF | A | T/O | BLK | STL | PTS | AVG |
|-------------------|------------|-----------|---------------|--------------|-------------|-------------|-------------|--------------|-------------|-----------|-----------|-----------|------------|-----------|-----------|-----------|----------|-----------|-----------|------------|
| | | | | FG-FGA | PCT | 3FG-3FGA | PCT | FT-FTA | PCT | OFF | DEF | TOT | AVG | | | | | | | |
| at NC State | 11/05/2019 | * | 39:21 | 3-8 | .375 | 0-1 | .000 | 5-7 | .714 | 2 | 2 | 4 | 4.0 | 4 | 3 | 3 | 1 | 6 | 11 | 11.0 |
| Elon | 11/11/2019 | * | 28:20 | 2-4 | .500 | 1-2 | .500 | 3-6 | .500 | 0 | 9 | 9 | 6.5 | 1 | 5 | 2 | 0 | 3 | 8 | 9.5 |
| at Georgia | 11/20/2019 | * | 30:30 | 1-2 | .500 | 1-1 | 1.000 | 0-2 | .000 | 1 | 2 | 3 | 5.3 | 5 | 1 | 3 | 1 | 0 | 3 | 7.3 |
| Arkansas | 11/25/2019 | * | 37:55 | 1-5 | .200 | 0-1 | .000 | 1-3 | .333 | 1 | 6 | 7 | 5.8 | 2 | 0 | 4 | 0 | 1 | 3 | 6.3 |
| Bethune-Cookman | 12/01/2019 | * | 38:52 | 2-6 | .333 | 0-2 | .000 | 3-6 | .500 | 0 | 1 | 1 | 4.8 | 3 | 2 | 1 | 0 | 0 | 7 | 6.4 |
| Nebraska | 12/04/2019 | * | 31:54 | 2-9 | .222 | 0-2 | .000 | 1-2 | .500 | 1 | 4 | 5 | 4.8 | 3 | 4 | 4 | 1 | 1 | 5 | 6.2 |
| Syracuse | 12/07/2019 | * | 23:25 | 2-4 | .500 | 2-3 | .667 | 2-5 | .400 | 1 | 1 | 2 | 4.4 | 5 | 6 | 2 | 0 | 1 | 8 | 6.4 |
| at Kentucky | 12/14/2019 | * | 33:27 | 4-8 | .500 | 1-3 | .333 | 1-2 | .500 | 1 | 2 | 3 | 4.3 | 0 | 3 | 2 | 0 | 2 | 10 | 6.9 |
| Ball St. | 12/18/2019 | * | 24:54 | 1-4 | .250 | 0-0 | .000 | 0-2 | .000 | 2 | 2 | 4 | 4.2 | 1 | 1 | 6 | 0 | 2 | 2 | 6.3 |
| vs Boise St. | 12/22/2019 | | 24:34 | 1-4 | .250 | 0-2 | .000 | 0-1 | .000 | 2 | 3 | 5 | 4.3 | 4 | 0 | 3 | 0 | 1 | 2 | 5.9 |
| vs Houston | 12/23/2019 | | 17:48 | 0-5 | .000 | 0-2 | .000 | 0-0 | .000 | 0 | 0 | 0 | 3.9 | 1 | 1 | 0 | 0 | 2 | 0 | 5.4 |
| at Hawaii | 12/25/2019 | | 16:20 | 0-2 | .000 | 0-2 | .000 | 0-0 | .000 | 0 | 6 | 6 | 4.1 | 1 | 0 | 1 | 0 | 0 | 0 | 4.9 |
| at Florida St. | 12/31/2019 | | 02:01 | 0-0 | .000 | 0-0 | .000 | 0-0 | .000 | 0 | 0 | 0 | 3.8 | 0 | 0 | 0 | 0 | 1 | 0 | 4.5 |
| at North Carolina | 01/04/2020 | | 07:08 | 1-1 | 1.000 | 0-0 | .000 | 0-0 | .000 | 1 | 0 | 1 | 3.6 | 1 | 0 | 0 | 0 | 0 | 2 | 4.4 |
| Duke | 01/08/2020 | | 02:37 | 0-1 | .000 | 0-0 | .000 | 0-0 | .000 | 0 | 0 | 0 | 3.3 | 0 | 0 | 0 | 0 | 0 | 0 | 4.1 |
| at Boston College | 01/11/2020 | | 03:02 | 0-0 | .000 | 0-0 | .000 | 0-0 | .000 | 0 | 0 | 0 | 3.1 | 1 | 0 | 0 | 0 | 0 | 0 | 3.8 |
| Notre Dame | 01/15/2020 | | 00:27 | 0-0 | .000 | 0-0 | .000 | 0-0 | .000 | 0 | 0 | 0 | 2.9 | 1 | 0 | 0 | 0 | 0 | 0 | 3.6 |
| NC State | 01/25/2020 | * | 21:12 | 2-3 | .667 | 0-0 | .000 | 1-1 | 1.000 | 0 | 1 | 1 | 2.8 | 5 | 0 | 1 | 0 | 0 | 5 | 3.7 |
| Morehouse | 01/28/2020 | * | 17:37 | 3-3 | 1.000 | 2-2 | 1.000 | 1-2 | .500 | 1 | 0 | 1 | 2.7 | 0 | 1 | 0 | 0 | 0 | 9 | 3.9 |
| at Notre Dame | 02/01/2020 | * | 13:09 | 0-6 | .000 | 0-1 | .000 | 0-0 | .000 | 1 | 1 | 2 | 2.7 | 1 | 0 | 0 | 0 | 0 | 0 | 3.8 |
| Virginia Tech | 02/04/2020 | | 16:48 | 0-2 | .000 | 0-0 | .000 | 3-4 | .750 | 0 | 3 | 3 | 2.7 | 0 | 1 | 1 | 1 | 0 | 3 | 3.7 |
| at Pittsburgh | 02/08/2020 | | 05:43 | 2-2 | 1.000 | 0-0 | .000 | 0-0 | .000 | 1 | 0 | 1 | 2.6 | 2 | 0 | 0 | 0 | 0 | 4 | 3.7 |
| Louisville | 02/12/2020 | | 09:56 | 0-1 | .000 | 0-1 | .000 | 0-0 | .000 | 0 | 0 | 0 | 2.5 | 0 | 0 | 0 | 0 | 0 | 0 | 3.6 |
| at Wake Forest | 02/19/2020 | | 06:43 | 0-2 | .000 | 0-0 | .000 | 0-0 | .000 | 0 | 1 | 1 | 2.5 | 0 | 1 | 1 | 0 | 0 | 0 | 3.4 |
| at Syracuse | 02/22/2020 | | 00:09 | 0-0 | .000 | 0-0 | .000 | 0-0 | .000 | 0 | 0 | 0 | 2.4 | 0 | 0 | 0 | 0 | 0 | 0 | 3.3 |
| Clemson | 02/25/2020 | | 12:28 | 2-2 | 1.000 | 1-1 | 1.000 | 1-2 | .500 | 0 | 0 | 0 | 2.3 | 1 | 3 | 0 | 0 | 0 | 6 | 3.4 |
| Miami (FL) | 02/29/2020 | | 04:42 | 0-1 | .000 | 0-0 | .000 | 0-0 | .000 | 0 | 1 | 1 | 2.2 | 1 | 0 | 0 | 0 | 0 | 0 | 3.3 |
| Pittsburgh | 03/04/2020 | | 16:48 | 1-2 | .500 | 0-0 | .000 | 2-2 | 1.000 | 0 | 2 | 2 | 2.2 | 4 | 1 | 1 | 0 | 0 | 4 | 3.3 |
| Totals | | 12 | 487:51 | 30-87 | .345 | 8-26 | .308 | 24-47 | .511 | 15 | 47 | 62 | 2.2 | 47 | 33 | 35 | 4 | 20 | 92 | 3.3 |

Player Averages

| Games Played | Minutes/game | Points/game | FG Pct | 3FG Pct | FT Pct | Rebounds/game | Assists/game | Turnovers/game | Assist/Turnover ratio | Steals/game | Blocks/game |
|--------------|--------------|-------------|--------|---------|--------|---------------|--------------|----------------|-----------------------|-------------|-------------|
| 28 | 17.4 | 3.3 | 34.5 | 30.8 | 51.1 | 2.2 | 1.2 | 1.3 | 0.9 | 0.7 | 0.1 |



2019-20 Georgia Tech Men's Basketball
Individual Game-by-Game
All games

Page 11/16
as of Mar 05, 2020

#14 DIDENKO, David

| Opponent | Date | GS | MIN | Total | | 3-Pointers | | Free throws | | Rebounds | | | | PF | A | T/O | BLK | STL | PTS | AVG |
|-------------------|------------|----------|--------------|------------|-------------|------------|-------------|-------------|-------------|----------|----------|----------|------------|----------|----------|----------|----------|----------|----------|------------|
| | | | | FG-FGA | PCT | 3FG-3FGA | PCT | FT-FTA | PCT | OFF | DEF | TOT | AVG | | | | | | | |
| Elon | 11/11/2019 | | 03:47 | 0-2 | .000 | 0-2 | .000 | 0-0 | .000 | 0 | 0 | 0 | 0.0 | 0 | 0 | 0 | 0 | 0 | 0 | 0.0 |
| Nebraska | 12/04/2019 | | 01:24 | 0-1 | .000 | 0-1 | .000 | 0-0 | .000 | 1 | 0 | 1 | 0.5 | 0 | 0 | 0 | 0 | 0 | 0 | 0.0 |
| at Hawaii | 12/25/2019 | | 00:56 | 0-0 | .000 | 0-0 | .000 | 0-0 | .000 | 0 | 0 | 0 | 0.3 | 0 | 0 | 0 | 0 | 0 | 0 | 0.0 |
| at Boston College | 01/11/2020 | | 00:57 | 0-0 | .000 | 0-0 | .000 | 0-0 | .000 | 0 | 0 | 0 | 0.3 | 0 | 0 | 0 | 0 | 0 | 0 | 0.0 |
| Morehouse | 01/28/2020 | | 15:30 | 1-5 | .200 | 1-4 | .250 | 0-0 | .000 | 0 | 3 | 3 | 0.8 | 0 | 0 | 1 | 1 | 1 | 3 | 0.6 |
| Virginia Tech | 02/04/2020 | | 02:26 | 0-0 | .000 | 0-0 | .000 | 0-0 | .000 | 0 | 2 | 2 | 1.0 | 0 | 0 | 0 | 0 | 0 | 0 | 0.5 |
| Totals | | 0 | 24:60 | 1-8 | .125 | 1-7 | .143 | 0-0 | .000 | 1 | 5 | 6 | 1.0 | 0 | 0 | 1 | 1 | 1 | 3 | 0.5 |

Player Averages

| Games Played | Minutes/ game | Points/ game | FG Pct | 3FG Pct | FT Pct | Rebounds/ game | Assists/ game | Turnovers/ game | Assist/Turnover ratio | Steals/ game | Blocks/ game |
|--------------|---------------|--------------|--------|---------|--------|----------------|---------------|-----------------|-----------------------|--------------|--------------|
| 6 | 4.2 | 0.5 | 12.5 | 14.3 | 0.0 | 1.0 | 0.0 | 0.2 | 0.0 | 0.2 | 0.2 |



2019-20 Georgia Tech Men's Basketball
Individual Game-by-Game
All games

Page 12/16
as of Mar 05, 2020

#23 PRICE, Asanti

| Opponent | Date | GS | MIN | Total | | 3-Pointers | | Free throws | | Rebounds | | | | PF | A | T/O | BLK | STL | PTS | AVG |
|-------------------|------------|----------|---------------|--------------|-------------|-------------|-------------|-------------|-------------|----------|-----------|-----------|------------|----------|-----------|-----------|----------|-----------|-----------|------------|
| | | | | FG-FGA | PCT | 3FG-3FGA | PCT | FT-FTA | PCT | OFF | DEF | TOT | AVG | | | | | | | |
| at NC State | 11/05/2019 | | 19:10 | 1-4 | .250 | 1-4 | .250 | 1-2 | .500 | 0 | 2 | 2 | 2.0 | 1 | 0 | 1 | 0 | 0 | 4 | 4.0 |
| Elon | 11/11/2019 | | 20:25 | 2-8 | .250 | 1-6 | .167 | 0-2 | .000 | 1 | 9 | 10 | 6.0 | 2 | 2 | 1 | 1 | 1 | 5 | 4.5 |
| at Georgia | 11/20/2019 | | 16:23 | 1-3 | .333 | 0-1 | .000 | 1-3 | .333 | 1 | 1 | 2 | 4.7 | 1 | 0 | 2 | 2 | 3 | 3 | 4.0 |
| Arkansas | 11/25/2019 | | 22:55 | 1-4 | .250 | 0-3 | .000 | 0-0 | .000 | 1 | 1 | 2 | 4.0 | 0 | 0 | 1 | 0 | 1 | 2 | 3.5 |
| Bethune-Cookman | 12/01/2019 | | 08:19 | 0-1 | .000 | 0-1 | .000 | 0-0 | .000 | 0 | 0 | 0 | 3.2 | 0 | 1 | 1 | 0 | 0 | 0 | 2.8 |
| Nebraska | 12/04/2019 | | 19:13 | 3-8 | .375 | 0-3 | .000 | 0-0 | .000 | 1 | 3 | 4 | 3.3 | 1 | 1 | 2 | 1 | 2 | 6 | 3.3 |
| Syracuse | 12/07/2019 | | 25:51 | 2-5 | .400 | 1-4 | .250 | 0-0 | .000 | 0 | 2 | 2 | 3.1 | 1 | 2 | 2 | 0 | 0 | 5 | 3.6 |
| at Kentucky | 12/14/2019 | | 19:39 | 2-5 | .400 | 0-2 | .000 | 0-0 | .000 | 0 | 1 | 1 | 2.9 | 0 | 1 | 2 | 0 | 1 | 4 | 3.6 |
| Ball St. | 12/18/2019 | | 19:27 | 0-3 | .000 | 0-2 | .000 | 0-0 | .000 | 1 | 0 | 1 | 2.7 | 1 | 1 | 0 | 0 | 2 | 0 | 3.2 |
| at Florida St. | 12/31/2019 | | 01:55 | 0-1 | .000 | 0-0 | .000 | 0-0 | .000 | 0 | 0 | 0 | 2.4 | 0 | 0 | 0 | 0 | 0 | 0 | 2.9 |
| at North Carolina | 01/04/2020 | | 07:23 | 2-3 | .667 | 0-0 | .000 | 0-0 | .000 | 1 | 0 | 1 | 2.3 | 0 | 1 | 1 | 0 | 0 | 4 | 3.0 |
| at Boston College | 01/11/2020 | | 06:18 | 0-0 | .000 | 0-0 | .000 | 0-0 | .000 | 0 | 1 | 1 | 2.2 | 2 | 0 | 0 | 0 | 0 | 0 | 2.8 |
| Notre Dame | 01/15/2020 | | 04:24 | 1-2 | .500 | 0-1 | .000 | 0-0 | .000 | 0 | 0 | 0 | 2.0 | 0 | 0 | 0 | 0 | 0 | 2 | 2.7 |
| Morehouse | 01/28/2020 | | 26:04 | 1-7 | .143 | 1-4 | .250 | 2-2 | 1.000 | 1 | 3 | 4 | 2.1 | 0 | 2 | 3 | 0 | 0 | 5 | 2.9 |
| Virginia Tech | 02/04/2020 | | 02:26 | 0-0 | .000 | 0-0 | .000 | 0-0 | .000 | 0 | 0 | 0 | 2.0 | 0 | 0 | 2 | 0 | 0 | 0 | 2.7 |
| Totals | | 0 | 219:52 | 16-54 | .296 | 4-31 | .129 | 4-9 | .444 | 7 | 23 | 30 | 2.0 | 9 | 11 | 18 | 4 | 10 | 40 | 2.7 |

Player Averages

| Games Played | Minutes/ game | Points/ game | FG Pct | 3FG Pct | FT Pct | Rebounds/ game | Assists/ game | Turnovers/ game | Assist/Turnover ratio | Steals/ game | Blocks/ game |
|--------------|---------------|--------------|--------|---------|--------|----------------|---------------|-----------------|-----------------------|--------------|--------------|
| 15 | 14.7 | 2.7 | 29.6 | 12.9 | 44.4 | 2.0 | 0.7 | 1.2 | 0.6 | 0.7 | 0.3 |



2019-20 Georgia Tech Men's Basketball
Team High/Low Analysis
All games

Page 1/4
as of Mar 05, 2020

Georgia Tech - Game Highs

| | | | |
|-----------------------|------|---------|--------------------------------|
| POINTS | 96 | | at North Carolina (01/04/2020) |
| | 86 | | at Wake Forest (02/19/2020) |
| | 82 | | Morehouse (01/28/2020) |
| | 82 | | at NC State (11/05/2019) |
| | 78 | | at Georgia (11/20/2019) |
| FIELD GOALS MADE | 36 | | at North Carolina (01/04/2020) |
| | 32 | | Nebraska (12/04/2019) |
| FIELD GOAL ATTEMPTS | 74 | | at Notre Dame (02/01/2020) |
| | 73 | | Nebraska (12/04/2019) |
| FIELD GOAL PERCENTAGE | .590 | (36-61) | at North Carolina (01/04/2020) |
| | .527 | (29-55) | Virginia Tech (02/04/2020) |
| 3 PT FG MADE | 8 | | Virginia Tech (02/04/2020) |
| | 8 | | Morehouse (01/28/2020) |
| | 8 | | at Florida St. (12/31/2019) |
| | 8 | | Syracuse (12/07/2019) |
| | 8 | | at Georgia (11/20/2019) |
| 3 PT FG ATTEMPTS | 24 | | Morehouse (01/28/2020) |
| | 24 | | Elon (11/11/2019) |
| 3 PT FG PERCENTAGE | .467 | (7-15) | Pittsburgh (03/04/2020) |
| | .444 | (8-18) | Virginia Tech (02/04/2020) |
| FREE THROWS MADE | 29 | | at Wake Forest (02/19/2020) |
| | 20 | | Louisville (02/12/2020) |
| FREE THROW ATTEMPTS | 39 | | at Wake Forest (02/19/2020) |
| | 28 | | Louisville (02/12/2020) |
| FREE THROW PERCENTAGE | .923 | (12-13) | Pittsburgh (03/04/2020) |
| | .867 | (13-15) | Duke (01/08/2020) |
| REBOUNDS | 49 | | Elon (11/11/2019) |
| | 48 | | Miami (FL) (02/29/2020) |
| ASSISTS | 24 | | Morehouse (01/28/2020) |
| | 20 | | Pittsburgh (03/04/2020) |
| | 20 | | at NC State (11/05/2019) |
| STEALS | 12 | | Miami (FL) (02/29/2020) |
| | 12 | | at Hawaii (12/25/2019) |
| BLOCKED SHOTS | 11 | | at Georgia (11/20/2019) |
| | 10 | | Pittsburgh (03/04/2020) |
| | 10 | | Elon (11/11/2019) |
| TURNOVERS | 24 | | Ball St. (12/18/2019) |
| | 24 | | Arkansas (11/25/2019) |
| FOULS | 26 | | at Syracuse (02/22/2020) |
| | 26 | | vs Boise St. (N) (12/22/2019) |



2019-20 Georgia Tech Men's Basketball
Team High/Low Analysis
All games

Page 2/4
as of Mar 05, 2020

Opponent - Game Highs

| | | | |
|-----------------------|------|---------|--------------------------------|
| POINTS | 97 | | Syracuse (12/07/2019) |
| | 83 | | at North Carolina (01/04/2020) |
| | 82 | | at Georgia (11/20/2019) |
| | 81 | | at NC State (11/05/2019) |
| | 80 | | at Notre Dame (02/01/2020) |
| FIELD GOALS MADE | 29 | | at Florida St. (12/31/2019) |
| | 29 | | Syracuse (12/07/2019) |
| FIELD GOAL ATTEMPTS | 74 | | Elon (11/11/2019) |
| | 71 | | at NC State (11/05/2019) |
| FIELD GOAL PERCENTAGE | .519 | (28-54) | Duke (01/08/2020) |
| | .509 | (29-57) | Syracuse (12/07/2019) |
| 3 PT FG MADE | 14 | | Syracuse (12/07/2019) |
| | 10 | | Ball St. (12/18/2019) |
| 3 PT FG ATTEMPTS | 33 | | Syracuse (12/07/2019) |
| | 30 | | Elon (11/11/2019) |
| 3 PT FG PERCENTAGE | .500 | (6-12) | Duke (01/08/2020) |
| | .444 | (4-9) | Bethune-Cookman (12/01/2019) |
| FREE THROWS MADE | 28 | | at Syracuse (02/22/2020) |
| | 25 | | Syracuse (12/07/2019) |
| FREE THROW ATTEMPTS | 36 | | at Syracuse (02/22/2020) |
| | 33 | | at Wake Forest (02/19/2020) |
| FREE THROW PERCENTAGE | .870 | (20-23) | at NC State (11/05/2019) |
| | .852 | (23-27) | at North Carolina (01/04/2020) |
| REBOUNDS | 46 | | Elon (11/11/2019) |
| | 43 | | Nebraska (12/04/2019) |
| | 43 | | at Georgia (11/20/2019) |
| ASSISTS | 23 | | Syracuse (12/07/2019) |
| | 18 | | at Kentucky (12/14/2019) |
| STEALS | 15 | | Arkansas (11/25/2019) |
| | 14 | | Syracuse (12/07/2019) |
| BLOCKED SHOTS | 9 | | Virginia (01/18/2020) |
| | 9 | | at Florida St. (12/31/2019) |
| TURNOVERS | 20 | | Ball St. (12/18/2019) |
| | 19 | | Morehouse (01/28/2020) |
| | 19 | | at Hawaii (12/25/2019) |
| FOULS | 27 | | Louisville (02/12/2020) |
| | 26 | | at Wake Forest (02/19/2020) |



**2019-20 Georgia Tech Men's Basketball
Team High/Low Analysis
All games**

Page 3/4
as of Mar 05, 2020

Georgia Tech - Game Lows

| | | | |
|------------------------------|------|---------|-------------------------------|
| POINTS | 47 | | Ball St. (12/18/2019) |
| | 53 | | at Kentucky (12/14/2019) |
| | 58 | | Virginia (01/18/2020) |
| | 58 | | at Florida St. (12/31/2019) |
| | 59 | | vs Houston (N) (12/23/2019) |
| FIELD GOALS MADE | 17 | | Ball St. (12/18/2019) |
| | 20 | | Louisville (02/12/2020) |
| | 20 | | vs Houston (N) (12/23/2019) |
| | 20 | | Elon (11/11/2019) |
| FIELD GOAL ATTEMPTS | 46 | | Louisville (02/12/2020) |
| | 48 | | at Louisville (01/22/2020) |
| FIELD GOAL PERCENTAGE | .333 | (17-51) | Ball St. (12/18/2019) |
| | .359 | (23-64) | Duke (01/08/2020) |
| 3 PT FG MADE | 2 | | Miami (FL) (02/29/2020) |
| | 2 | | at Hawaii (12/25/2019) |
| | 2 | | Bethune-Cookman (12/01/2019) |
| | 2 | | Arkansas (11/25/2019) |
| 3 PT FG ATTEMPTS | 10 | | at Hawaii (12/25/2019) |
| | 10 | | Bethune-Cookman (12/01/2019) |
| 3 PT FG PERCENTAGE | .154 | (2-13) | Miami (FL) (02/29/2020) |
| | .167 | (2-12) | Arkansas (11/25/2019) |
| FREE THROWS MADE | 2 | | at Kentucky (12/14/2019) |
| | 3 | | Virginia (01/18/2020) |
| FREE THROW ATTEMPTS | 6 | | at Kentucky (12/14/2019) |
| | 8 | | at Florida St. (12/31/2019) |
| | 8 | | Nebraska (12/04/2019) |
| FREE THROW PERCENTAGE | .333 | (3-9) | Virginia (01/18/2020) |
| | .333 | (2-6) | at Kentucky (12/14/2019) |
| REBOUNDS | 25 | | vs Houston (N) (12/23/2019) |
| | 25 | | at Kentucky (12/14/2019) |
| ASSISTS | 5 | | vs Boise St. (N) (12/22/2019) |
| | 7 | | vs Houston (N) (12/23/2019) |
| | 7 | | Arkansas (11/25/2019) |
| STEALS | 1 | | at Pittsburgh (02/08/2020) |
| | 3 | | Bethune-Cookman (12/01/2019) |
| BLOCKED SHOTS | 0 | | at Syracuse (02/22/2020) |
| | 1 | | Virginia (01/18/2020) |
| | 1 | | at Hawaii (12/25/2019) |
| | 1 | | Arkansas (11/25/2019) |
| TURNOVERS | 5 | | at Notre Dame (02/01/2020) |
| | 9 | | vs Houston (N) (12/23/2019) |
| FOULS | 11 | | at Florida St. (12/31/2019) |
| | 11 | | Ball St. (12/18/2019) |



**2019-20 Georgia Tech Men's Basketball
Team High/Low Analysis
All games**

Page 4/4
as of Mar 05, 2020

Opponent - Game Lows

| | | | |
|------------------------------|------|---------|--------------------------------|
| POINTS | 41 | | Elon (11/11/2019) |
| | 52 | | at Boston College (01/11/2020) |
| | 53 | | at Hawaii (12/25/2019) |
| | 54 | | Morehouse (01/28/2020) |
| | 56 | | Nebraska (12/04/2019) |
| FIELD GOALS MADE | 16 | | at Hawaii (12/25/2019) |
| | 16 | | Elon (11/11/2019) |
| FIELD GOAL ATTEMPTS | 44 | | at Hawaii (12/25/2019) |
| | 51 | | at Syracuse (02/22/2020) |
| | 51 | | at Wake Forest (02/19/2020) |
| | 51 | | at Notre Dame (02/01/2020) |
| | 51 | | at Kentucky (12/14/2019) |
| FIELD GOAL PERCENTAGE | .216 | (16-74) | Elon (11/11/2019) |
| | .298 | (17-57) | at Boston College (01/11/2020) |
| 3 PT FG MADE | 1 | | at Hawaii (12/25/2019) |
| | 2 | | Miami (FL) (02/29/2020) |
| | 2 | | Clemson (02/25/2020) |
| 3 PT FG ATTEMPTS | 9 | | Bethune-Cookman (12/01/2019) |
| | 12 | | Duke (01/08/2020) |
| | 12 | | at Kentucky (12/14/2019) |
| 3 PT FG PERCENTAGE | .067 | (1-15) | at Hawaii (12/25/2019) |
| | .100 | (3-30) | Elon (11/11/2019) |
| | .100 | (2-20) | Clemson (02/25/2020) |
| FREE THROWS MADE | 5 | | Ball St. (12/18/2019) |
| | 6 | | at Florida St. (12/31/2019) |
| | 6 | | Elon (11/11/2019) |
| FREE THROW ATTEMPTS | 9 | | at Florida St. (12/31/2019) |
| | 10 | | Elon (11/11/2019) |
| FREE THROW PERCENTAGE | .444 | (8-18) | Nebraska (12/04/2019) |
| | .455 | (5-11) | Ball St. (12/18/2019) |
| REBOUNDS | 27 | | at Wake Forest (02/19/2020) |
| | 27 | | at Hawaii (12/25/2019) |
| | 27 | | vs Boise St. (N) (12/22/2019) |
| ASSISTS | 4 | | Miami (FL) (02/29/2020) |
| | 4 | | Elon (11/11/2019) |
| STEALS | 1 | | vs Houston (N) (12/23/2019) |
| | 2 | | at Notre Dame (02/01/2020) |
| BLOCKED SHOTS | 0 | | NC State (01/25/2020) |
| | 0 | | Elon (11/11/2019) |
| TURNOVERS | 8 | | at Pittsburgh (02/08/2020) |
| | 8 | | at Notre Dame (02/01/2020) |
| | 8 | | Notre Dame (01/15/2020) |
| FOULS | 9 | | at Notre Dame (02/01/2020) |
| | 12 | | at Florida St. (12/31/2019) |



**2019-20 Georgia Tech Men's Basketball
Player Highs Analysis
All games**

Page 1/4
as of Mar 05, 2020

Georgia Tech - Individual Game Highs

| | | | |
|---|-------|---------|---|
| POINTS | 34 | | Michael Devoe at Georgia (11/20/2019) |
| | 33 | | Moses Wright at Syracuse (02/22/2020) |
| | 27 | | Michael Devoe vs Bethune-Cookman (12/01/2019) |
| | 26 | | Jose Alvarado vs NC State (01/25/2020) |
| | 26 | | Michael Devoe vs Nebraska (12/04/2019) |
| FIELD GOALS MADE | 14 | | Moses Wright at Syracuse (02/22/2020) |
| | 12 | | Michael Devoe at Georgia (11/20/2019) |
| FIELD GOAL ATTEMPTS | 21 | | Jose Alvarado vs NC State (01/25/2020) |
| | 21 | | Michael Devoe at Georgia (11/20/2019) |
| FIELD GOAL PERCENTAGE (min 5 made) | 1.000 | (7-7) | Moses Wright vs Boise St. (N) (12/22/2019) |
| | .824 | (14-17) | Moses Wright at Syracuse (02/22/2020) |
| 3 PT FG MADE | 6 | | Michael Devoe at Florida St. (12/31/2019) |
| | 5 | | Michael Devoe at Georgia (11/20/2019) |
| 3 PT FG ATTEMPTS | 9 | | Bubba Parham vs Syracuse (12/07/2019) |
| | 8 | | Jose Alvarado vs NC State (01/25/2020) |
| | 8 | | Michael Devoe at Florida St. (12/31/2019) |
| | 8 | | Michael Devoe vs Nebraska (12/04/2019) |
| 3 PT FG PERCENTAGE (min 2 made) | 1.000 | (2-2) | Khalid Moore vs Morehouse (01/28/2020) |
| | 1.000 | (2-2) | Shembari Phillips vs Ball St. (12/18/2019) |
| FREE THROWS MADE | 13 | | Jose Alvarado at Wake Forest (02/19/2020) |
| | 8 | | James Banks III vs Arkansas (11/25/2019) |
| FREE THROW ATTEMPTS | 15 | | Jose Alvarado at Wake Forest (02/19/2020) |
| | 10 | | James Banks III vs Arkansas (11/25/2019) |
| FREE THROW PERCENTAGE (min 3 made) | 1.000 | (6-6) | Bubba Parham at North Carolina (01/04/2020) |
| | 1.000 | (5-5) | Jose Alvarado vs Pittsburgh (03/04/2020) |
| | 1.000 | (5-5) | Michael Devoe at Pittsburgh (02/08/2020) |
| | 1.000 | (4-4) | Moses Wright vs Louisville (02/12/2020) |
| | 1.000 | (4-4) | James Banks III vs Morehouse (01/28/2020) |
| | 1.000 | (4-4) | James Banks III vs Duke (01/08/2020) |
| | 1.000 | (4-4) | Jose Alvarado at Hawaii (12/25/2019) |
| | 1.000 | (4-4) | Michael Devoe at Hawaii (12/25/2019) |
| | 1.000 | (4-4) | Jose Alvarado vs Boise St. (N) (12/22/2019) |
| | 1.000 | (4-4) | James Banks III at NC State (11/05/2019) |
| | 1.000 | (3-3) | Bubba Parham vs Clemson (02/25/2020) |
| | 1.000 | (3-3) | Jordan Usher at Boston College (01/11/2020) |
| | 1.000 | (3-3) | Jordan Usher at Florida St. (12/31/2019) |
| | 1.000 | (3-3) | Moses Wright vs Boise St. (N) (12/22/2019) |
| REBOUNDS | 15 | | James Banks III vs Duke (01/08/2020) |
| | 14 | | James Banks III vs Miami (FL) (02/29/2020) |
| | 14 | | James Banks III vs Arkansas (11/25/2019) |
| ASSISTS | 9 | | Jose Alvarado vs Notre Dame (01/15/2020) |
| | 8 | | Michael Devoe vs Clemson (02/25/2020) |
| | 8 | | Jose Alvarado at Boston College (01/11/2020) |
| | 8 | | Jose Alvarado at North Carolina (01/04/2020) |
| STEALS | 9 | | Jose Alvarado vs NC State (01/25/2020) |
| | 7 | | Jose Alvarado vs Miami (FL) (02/29/2020) |
| BLOCKED SHOTS | 8 | | James Banks III vs Bethune-Cookman (12/01/2019) |
| | 7 | | James Banks III vs Duke (01/08/2020) |



**2019-20 Georgia Tech Men's Basketball
Player Highs Analysis
All games**

Page 3/4
as of Mar 05, 2020

Opponent - Individual Game Highs

| | | | |
|---|-------|---------|--|
| POINTS | 35 | | Garrison Brooks at North Carolina (01/04/2020) |
| | 33 | | Elijah Hughes vs Syracuse (12/07/2019) |
| | 30 | | Justin Champagnie at Pittsburgh (02/08/2020) |
| | 28 | | John Mooney at Notre Dame (02/01/2020) |
| | 26 | | Quentin Grimes vs Houston (N) (12/23/2019) |
| | 26 | | Buddy Boeheim vs Syracuse (12/07/2019) |
| | 26 | | Rayshaun Hammonds at Georgia (11/20/2019) |
| FIELD GOALS MADE | 12 | | Justin Champagnie at Pittsburgh (02/08/2020) |
| | 11 | | Rayshaun Hammonds at Georgia (11/20/2019) |
| | 11 | | C.J. Bryce at NC State (11/05/2019) |
| FIELD GOAL ATTEMPTS | 21 | | Rayshaun Hammonds at Georgia (11/20/2019) |
| | 20 | | Cletrell Pope vs Bethune-Cookman (12/01/2019) |
| FIELD GOAL PERCENTAGE (min 5 made) | .833 | (5-6) | Jahcobi Neath at Wake Forest (02/19/2020) |
| | .833 | (5-6) | Nick Richards at Kentucky (12/14/2019) |
| 3 PT FG MADE | 6 | | Buddy Boeheim vs Syracuse (12/07/2019) |
| | 6 | | Elijah Hughes vs Syracuse (12/07/2019) |
| 3 PT FG ATTEMPTS | 13 | | Buddy Boeheim vs Syracuse (12/07/2019) |
| | 11 | | Elijah Hughes vs Syracuse (12/07/2019) |
| | 11 | | Isaiah Joe vs Arkansas (11/25/2019) |
| 3 PT FG PERCENTAGE (min 2 made) | 1.000 | (2-2) | Rex Pflueger at Notre Dame (02/01/2020) |
| | .750 | (3-4) | Justin Champagnie at Pittsburgh (02/08/2020) |
| | .750 | (3-4) | Dane Goodwin vs Notre Dame (01/15/2020) |
| | .750 | (3-4) | Jarron Coleman vs Ball St. (12/18/2019) |
| FREE THROWS MADE | 17 | | Garrison Brooks at North Carolina (01/04/2020) |
| | 12 | | Marek Dolezaj at Syracuse (02/22/2020) |
| FREE THROW ATTEMPTS | 18 | | Garrison Brooks at North Carolina (01/04/2020) |
| | 13 | | Donnell Gresham Jr. at Georgia (11/20/2019) |
| FREE THROW PERCENTAGE (min 3 made) | 1.000 | (12-12) | Marek Dolezaj at Syracuse (02/22/2020) |
| | 1.000 | (7-7) | Justin Champagnie vs Pittsburgh (03/04/2020) |
| | 1.000 | (7-7) | Jalen Cone vs Virginia Tech (02/04/2020) |
| | 1.000 | (7-7) | Elijah Hughes vs Syracuse (12/07/2019) |
| | 1.000 | (7-7) | Jericole Hellems at NC State (11/05/2019) |
| | 1.000 | (6-6) | Tyrese Maxey at Kentucky (12/14/2019) |
| | 1.000 | (4-4) | Hunter Tyson vs Clemson (02/25/2020) |
| | 1.000 | (4-4) | Ody Oguama at Wake Forest (02/19/2020) |
| | 1.000 | (4-4) | Jericole Hellems vs NC State (01/25/2020) |
| | 1.000 | (4-4) | Drew Buggs at Hawaii (12/25/2019) |
| | 1.000 | (4-4) | Bernardo Da Silva at Hawaii (12/25/2019) |
| | 1.000 | (4-4) | Buddy Boeheim vs Syracuse (12/07/2019) |
| | 1.000 | (3-3) | Justin Champagnie at Pittsburgh (02/08/2020) |
| | 1.000 | (3-3) | Fabian White Jr vs Houston (N) (12/23/2019) |
| | 1.000 | (3-3) | Nate Hinton vs Houston (N) (12/23/2019) |
| | 1.000 | (3-3) | Alex Hobbs vs Boise St. (N) (12/22/2019) |
| | 1.000 | (3-3) | Leon Redd vs Bethune-Cookman (12/01/2019) |
| | 1.000 | (3-3) | Pat Andree at NC State (11/05/2019) |
| REBOUNDS | 19 | | Cletrell Pope vs Bethune-Cookman (12/01/2019) |
| | 14 | | John Mooney vs Notre Dame (01/15/2020) |
| ASSISTS | 9 | | Trey McGowens at Pittsburgh (02/08/2020) |
| | 8 | | Howard Washington vs Syracuse (12/07/2019) |
| STEALS | 6 | | Isaiah Joe vs Arkansas (11/25/2019) |
| | 5 | | Bourama Sidibe vs Syracuse (12/07/2019) |
| | 5 | | Mason Jones vs Arkansas (11/25/2019) |
| BLOCKED SHOTS | 6 | | Jay Huff vs Virginia (01/18/2020) |
| | 5 | | Manny Bates at NC State (11/05/2019) |



**2019-20 Georgia Tech Men's Basketball
Individual Career Summaries
All games**

Page 1/8
as of Mar 05, 2020

ALVARADO, Jose

| SEASON | TEAM | GP-GS | MIN/AVG | Field Goals | | 3-Point | | F-Throws | | Rebounds | | | | | | | | | Scoring | |
|--------------|--------|--------------|------------------|----------------|-------------|----------------|-------------|----------------|-------------|-----------|------------|------------|------------|--------------|------------|------------|----------|------------|-------------|-------------|
| | | | | FG-FGA | FG% | 3FG-FGA | 3FG% | FT-FTA | FT% | OFF | DEF | TOT | AVG | PF-FO | AST | TO | BLK | STL | PTS | AVG |
| 2017-18 | GaTech | 25-25 | 874/35.0 | 99-221 | .448 | 40-108 | .370 | 65-81 | .802 | 15 | 78 | 93 | 3.7 | 60-1 | 77 | 59 | 2 | 43 | 303 | 12.1 |
| 2018-19 | GaTech | 31-30 | 1062/34.3 | 132-337 | .392 | 44-154 | .286 | 78-105 | .743 | 21 | 100 | 121 | 3.9 | 79-2 | 105 | 64 | 3 | 56 | 386 | 12.5 |
| 2019-20 | GaTech | 23-22 | 770/33.5 | 116-259 | .448 | 40-120 | .333 | 60-75 | .800 | 9 | 71 | 80 | 3.5 | 64-2 | 95 | 58 | 2 | 51 | 332 | 14.4 |
| TOTAL | | 79-77 | 2706/34.3 | 347-817 | .425 | 124-382 | .325 | 203-261 | .778 | 45 | 249 | 294 | 3.7 | 203-5 | 277 | 181 | 7 | 150 | 1021 | 12.9 |

Single Game Highs

| Statistic | Value | |
|--------------|-------|-------------------------|
| Points | 29 | vs Pittsburgh 02/20/19 |
| Rebounds | 10 | at Louisville 01/22/20 |
| Assists | 9 | vs Notre Dame 01/15/20 |
| Steals | 9 | vs NC State 01/25/20 |
| Blocks | 2 | vs Miami (FL) 01/03/18 |
| FG Made | 10 | at Notre Dame 02/01/20 |
| FG Attempts | 21 | vs NC State 01/25/20 |
| 3FG Made | 4 | 5 times |
| 3FG Attempts | 10 | vs Grambling 12/01/17 |
| FT Made | 13 | at Wake Forest 02/19/20 |
| FT Attempts | 15 | at Wake Forest 02/19/20 |

BANKS III, James

| SEASON | TEAM | GP-GS | MIN/AVG | Field Goals | | 3-Point | | F-Throws | | Rebounds | | | | | | | | | Scoring | |
|-------------------------|--------|---------------|------------------|----------------|-------------|------------|-------------|----------------|-------------|------------|------------|------------|------------|---------------|-----------|------------|------------|-----------|------------|-------------|
| | | | | FG-FGA | FG% | 3FG-FGA | 3FG% | FT-FTA | FT% | OFF | DEF | TOT | AVG | PF-FO | AST | TO | BLK | STL | PTS | AVG |
| 2016-17 | UT | 32-0 | 397/12.4 | 22-52 | .423 | 0-0 | .000 | 9-15 | .600 | 23 | 58 | 81 | 2.5 | 59-2 | 7 | 27 | 39 | 8 | 53 | 1.7 |
| 2017-18 | UT | 14-0 | 95/6.8 | 8-14 | .571 | 0-0 | .000 | 7-18 | .389 | 10 | 14 | 24 | 1.7 | 18-0 | 0 | 3 | 11 | 1 | 23 | 1.6 |
| 2018-19 | GaTech | 31-26 | 941/30.3 | 128-227 | .564 | 0-0 | .000 | 70-103 | .680 | 82 | 158 | 240 | 7.7 | 91-2 | 44 | 72 | 78 | 17 | 326 | 10.5 |
| 2019-20 | GaTech | 30-28 | 887/29.6 | 104-199 | .523 | 0-1 | .000 | 78-124 | .629 | 84 | 142 | 226 | 7.5 | 108-7 | 31 | 60 | 73 | 30 | 286 | 9.5 |
| TOTAL FOR GaTech | | 61-54 | 1828/30.0 | 232-426 | .545 | 0-1 | .000 | 148-227 | .652 | 166 | 300 | 466 | 7.6 | 199-9 | 75 | 132 | 151 | 47 | 612 | 10.0 |
| TOTAL | | 107-54 | 2320/21.7 | 262-492 | .533 | 0-1 | .000 | 164-260 | .631 | 199 | 372 | 571 | 5.3 | 276-11 | 82 | 162 | 201 | 56 | 688 | 6.4 |

Single Game Highs

| Statistic | Value | |
|--------------|-------|---|
| Points | 24 | vs Louisville 01/19/19 |
| Rebounds | 15 | vs Duke 01/08/20 |
| Assists | 5 | vs Florida A&M 12/09/18, vs Virginia 01/18/20 |
| Steals | 4 | vs Pittsburgh 03/04/20, vs Clemson 02/25/20 |
| Blocks | 8 | vs Bethune-Cookman 12/01/19 |
| FG Made | 10 | vs Gardner-Webb 12/17/18 |
| FG Attempts | 17 | vs Louisville 01/19/19 |
| 3FG Attempts | 1 | vs Ball St. 12/18/19 |
| FT Made | 8 | vs Arkansas 11/25/19 |
| FT Attempts | 10 | vs Clemson 02/06/19, vs Arkansas 11/25/19 |



**2019-20 Georgia Tech Men's Basketball
Individual Career Summaries
All games**

Page 3/8
as of Mar 05, 2020

COLE, Evan

| | | | | Field Goals | | 3-Point | | F-Throws | | Rebounds | | | | | | | | | Scoring | |
|--------------|--------|--------------|-----------------|----------------|-------------|--------------|-------------|--------------|-------------|-----------|------------|------------|------------|--------------|-----------|-----------|-----------|-----------|------------|------------|
| SEASON | TEAM | GP-GS | MIN/AVG | FG-FGA | FG% | 3FG-FGA | 3FG% | FT-FTA | FT% | OFF | DEF | TOT | AVG | PF-FO | AST | TO | BLK | STL | PTS | AVG |
| 2017-18 | GaTech | 24-7 | 332/13.8 | 29-63 | .460 | 6-22 | .273 | 13-26 | .500 | 18 | 44 | 62 | 2.6 | 44-3 | 11 | 15 | 8 | 7 | 77 | 3.2 |
| 2018-19 | GaTech | 18-3 | 224/12.4 | 26-60 | .433 | 4-20 | .200 | 18-26 | .692 | 10 | 34 | 44 | 2.4 | 28-0 | 10 | 21 | 7 | 9 | 74 | 4.1 |
| 2019-20 | GaTech | 26-2 | 329/12.6 | 48-101 | .475 | 4-20 | .200 | 20-37 | .541 | 34 | 60 | 94 | 3.6 | 39-0 | 10 | 20 | 8 | 8 | 120 | 4.6 |
| TOTAL | | 68-12 | 884/13.0 | 103-224 | .460 | 14-62 | .226 | 51-89 | .573 | 62 | 138 | 200 | 2.9 | 111-3 | 31 | 56 | 23 | 24 | 271 | 4.0 |

Single Game Highs

| Statistic | Value | |
|--------------|-------|---|
| Points | 16 | vs USC Upstate 01/02/19 |
| Rebounds | 10 | vs Wake Forest 03/03/18, vs Morehouse 01/28/20 |
| Assists | 2 | 9 times |
| Steals | 2 | 4 times |
| Blocks | 3 | vs NC State 01/25/20 |
| FG Made | 6 | vs USC Upstate 01/02/19 |
| FG Attempts | 10 | vs Morehouse 01/28/20 |
| 3FG Made | 2 | at Clemson 02/24/18 |
| 3FG Attempts | 4 | vs Duke 02/11/18 |
| FT Made | 4 | vs Florida A&M 12/09/18, at Syracuse 01/12/19, vs NC State 01/25/20 |
| FT Attempts | 8 | vs NC State 01/25/20 |

DEVOE, Michael

| | | | | Field Goals | | 3-Point | | F-Throws | | Rebounds | | | | | | | | | Scoring | |
|--------------|--------|--------------|------------------|----------------|-------------|---------------|-------------|----------------|-------------|-----------|------------|------------|------------|--------------|------------|------------|-----------|-----------|------------|-------------|
| SEASON | TEAM | GP-GS | MIN/AVG | FG-FGA | FG% | 3FG-FGA | 3FG% | FT-FTA | FT% | OFF | DEF | TOT | AVG | PF-FO | AST | TO | BLK | STL | PTS | AVG |
| 2018-19 | GaTech | 32-23 | 1030/32.2 | 101-251 | .402 | 42-107 | .393 | 66-93 | .710 | 13 | 93 | 106 | 3.3 | 57-1 | 81 | 71 | 16 | 44 | 310 | 9.7 |
| 2019-20 | GaTech | 27-27 | 947/35.1 | 150-317 | .473 | 51-119 | .429 | 77-103 | .748 | 11 | 93 | 104 | 3.9 | 64-2 | 95 | 89 | 3 | 32 | 428 | 15.9 |
| TOTAL | | 59-50 | 1977/33.5 | 251-568 | .442 | 93-226 | .412 | 143-196 | .730 | 24 | 186 | 210 | 3.6 | 121-3 | 176 | 160 | 19 | 76 | 738 | 12.5 |

Single Game Highs

| Statistic | Value | |
|--------------|-------|--|
| Points | 34 | at Georgia 11/20/19 |
| Rebounds | 9 | at Georgia 11/20/19, vs Boise St. 12/22/19, vs Notre Dame 01/15/20 |
| Assists | 8 | vs Clemson 02/25/20 |
| Steals | 4 | 6 times |
| Blocks | 2 | at Notre Dame 02/10/19, at Northwestern 11/28/18 |
| FG Made | 12 | at Georgia 11/20/19 |
| FG Attempts | 21 | at Georgia 11/20/19 |
| 3FG Made | 6 | at Florida St. 12/31/19 |
| 3FG Attempts | 9 | vs Boston College 03/03/19 |
| FT Made | 7 | vs UTRGV 11/21/18 |
| FT Attempts | 8 | vs UTRGV 11/21/18, vs Wake Forest 01/05/19, at Syracuse 01/12/19 |



**2019-20 Georgia Tech Men's Basketball
Individual Career Summaries
All games**

Page 5/8
as of Mar 05, 2020

MOORE, Khalid

| | | | | Field Goals | | 3-Point | | F-Throws | | Rebounds | | | | | | | | | | Scoring | |
|--------------|--------|--------------|-----------------|---------------|-------------|--------------|-------------|---------------|-------------|-----------|-----------|------------|------------|--------------|-----------|-----------|----------|-----------|--|------------|------------|
| SEASON | TEAM | GP-GS | MIN/AVG | FG-FGA | FG% | 3FG-FGA | 3FG% | FT-FTA | FT% | OFF | DEF | TOT | AVG | PF-FO | AST | TO | BLK | STL | | PTS | AVG |
| 2018-19 | GaTech | 31-10 | 509/16.4 | 40-84 | .476 | 7-22 | .318 | 42-64 | .656 | 5 | 40 | 45 | 1.5 | 54-1 | 36 | 22 | 2 | 11 | | 129 | 4.2 |
| 2019-20 | GaTech | 28-12 | 488/17.4 | 30-87 | .345 | 8-26 | .308 | 24-47 | .511 | 15 | 47 | 62 | 2.2 | 47-3 | 33 | 35 | 4 | 20 | | 92 | 3.3 |
| TOTAL | | 59-22 | 997/16.9 | 70-171 | .409 | 15-48 | .313 | 66-111 | .595 | 20 | 87 | 107 | 1.8 | 101-4 | 69 | 57 | 6 | 31 | | 221 | 3.7 |

Single Game Highs

| Statistic | Value | |
|--------------|-------|--|
| Points | 14 | vs Florida A&M 12/09/18 |
| Rebounds | 9 | vs Elon 11/11/19 |
| Assists | 6 | vs Syracuse 12/07/19 |
| Steals | 6 | at NC State 11/05/19 |
| Blocks | 1 | 6 times |
| FG Made | 6 | vs Florida A&M 12/09/18 |
| FG Attempts | 9 | vs Notre Dame 03/12/19, vs Nebraska 12/04/19 |
| 3FG Made | 2 | 4 times |
| 3FG Attempts | 6 | vs Notre Dame 03/12/19 |
| FT Made | 6 | vs Wake Forest 01/05/19 |
| FT Attempts | 7 | at NC State 11/05/19 |

PARHAM, Bubba

| | | | | Field Goals | | 3-Point | | F-Throws | | Rebounds | | | | | | | | | | Scoring | |
|-------------------------|--------|--------------|------------------|-----------------|-------------|----------------|-------------|----------------|-------------|-----------|------------|------------|------------|--------------|------------|------------|----------|-----------|--|-------------|-------------|
| SEASON | TEAM | GP-GS | MIN/AVG | FG-FGA | FG% | 3FG-FGA | 3FG% | FT-FTA | FT% | OFF | DEF | TOT | AVG | PF-FO | AST | TO | BLK | STL | | PTS | AVG |
| 2017-18 | VMI | 30-30 | 895/29.8 | 145-363 | .399 | 58-175 | .331 | 91-114 | .798 | 12 | 89 | 101 | 3.4 | 67-0 | 74 | 83 | 0 | 24 | | 439 | 14.6 |
| 2018-19 | VMI | 32-32 | 1084/33.9 | 210-494 | .425 | 116-292 | .397 | 150-189 | .794 | 10 | 99 | 109 | 3.4 | 60-0 | 112 | 82 | 1 | 20 | | 686 | 21.4 |
| 2019-20 | GaTech | 30-6 | 798/26.6 | 53-149 | .356 | 26-86 | .302 | 24-28 | .857 | 12 | 63 | 75 | 2.5 | 85-3 | 53 | 41 | 1 | 25 | | 156 | 5.2 |
| TOTAL FOR GaTech | | 30-6 | 798/26.6 | 53-149 | .356 | 26-86 | .302 | 24-28 | .857 | 12 | 63 | 75 | 2.5 | 85-3 | 53 | 41 | 1 | 25 | | 156 | 5.2 |
| TOTAL | | 92-68 | 2777/30.2 | 408-1006 | .406 | 200-553 | .362 | 265-331 | .801 | 34 | 251 | 285 | 3.1 | 212-3 | 239 | 206 | 2 | 69 | | 1281 | 13.9 |

Single Game Highs

| Statistic | Value | |
|--------------|-------|---|
| Points | 41 | vs Western Caro. 03/08/19 |
| Rebounds | 9 | at Stetson 11/23/18 |
| Assists | 9 | vs The Citadel 03/02/19 |
| Steals | 4 | at The Citadel 02/17/18 |
| Blocks | 1 | vs UNC Greensboro 01/05/19, vs Morehouse 01/28/20 |
| FG Made | 13 | at Western Caro. 02/23/19 |
| FG Attempts | 26 | at Western Caro. 02/23/19 |
| 3FG Made | 10 | at Kentucky 11/18/18 |
| 3FG Attempts | 16 | at Kentucky 11/18/18 |
| FT Made | 17 | vs Western Caro. 03/08/19 |
| FT Attempts | 18 | vs Western Caro. 03/08/19 |



**2019-20 Georgia Tech Men's Basketball
Individual Career Summaries
All games**

Page 6/8
as of Mar 05, 2020

PHILLIPS, Shembari

| | | | | Field Goals | | 3-Point | | F-Throws | | Rebounds | | | | | | | | | | Scoring | |
|------------------|--------|-------|-----------|-------------|------|---------|------|----------|------|----------|-----|-----|-----|-------|-----|-----|-----|-----|-----|---------|--|
| SEASON | TEAM | GP-GS | MIN/AVG | FG-FGA | FG% | 3FG-FGA | 3FG% | FT-FTA | FT% | OFF | DEF | TOT | AVG | PF-FO | AST | TO | BLK | STL | PTS | AVG | |
| 2015-16 | UT | 33-11 | 535/16.2 | 60-147 | .408 | 21-57 | .368 | 36-47 | .766 | 14 | 47 | 61 | 1.8 | 72-2 | 32 | 44 | 5 | 8 | 177 | 5.4 | |
| 2016-17 | UT | 31-13 | 648/20.9 | 58-151 | .384 | 18-48 | .375 | 58-75 | .773 | 21 | 74 | 95 | 3.1 | 74-2 | 52 | 44 | 4 | 19 | 192 | 6.2 | |
| 2018-19 | GaTech | 20-6 | 219/10.9 | 15-46 | .326 | 4-22 | .182 | 7-9 | .778 | 0 | 21 | 21 | 1.1 | 25-0 | 15 | 16 | 3 | 6 | 41 | 2.1 | |
| 2019-20 | GaTech | 14-1 | 73/5.2 | 7-25 | .280 | 5-17 | .294 | 3-6 | .500 | 2 | 5 | 7 | 0.5 | 3-0 | 11 | 1 | 2 | 1 | 22 | 1.6 | |
| TOTAL FOR GaTech | | 34-7 | 291/8.6 | 22-71 | .310 | 9-39 | .231 | 10-15 | .667 | 2 | 26 | 28 | 0.8 | 28-0 | 26 | 17 | 5 | 7 | 63 | 1.9 | |
| TOTAL | | 98-31 | 1474/15.0 | 140-369 | .379 | 48-144 | .333 | 104-137 | .759 | 37 | 147 | 184 | 1.9 | 174-4 | 110 | 105 | 14 | 34 | 432 | 4.4 | |

Single Game Highs

| Statistic | Value | |
|--------------|-------|------------------------------|
| Points | 23 | at Vanderbilt 03/01/16 |
| Rebounds | 7 | 4 times |
| Assists | 7 | vs Georgia Tech 12/03/16 |
| Steals | 3 | vs Lamar University 11/09/18 |
| Blocks | 1 | 14 times |
| FG Made | 8 | at Vanderbilt 03/01/16 |
| FG Attempts | 17 | at Vanderbilt 03/01/16 |
| 3FG Made | 4 | at Vanderbilt 03/01/16 |
| 3FG Attempts | 7 | at South Carolina 02/24/16 |
| FT Made | 9 | vs Texas A&M 01/09/16 |
| FT Attempts | 10 | vs Texas A&M 01/09/16 |

PRICE, Asanti

| | | | | Field Goals | | 3-Point | | F-Throws | | Rebounds | | | | | | | | | | Scoring | |
|---------|--------|-------|----------|-------------|------|---------|------|----------|------|----------|-----|-----|-----|-------|-----|----|-----|-----|-----|---------|--|
| SEASON | TEAM | GP-GS | MIN/AVG | FG-FGA | FG% | 3FG-FGA | 3FG% | FT-FTA | FT% | OFF | DEF | TOT | AVG | PF-FO | AST | TO | BLK | STL | PTS | AVG | |
| 2019-20 | GaTech | 15-0 | 220/14.7 | 16-54 | .296 | 4-31 | .129 | 4-9 | .444 | 7 | 23 | 30 | 2.0 | 9-0 | 11 | 18 | 4 | 10 | 40 | 2.7 | |
| TOTAL | | 15-0 | 220/14.7 | 16-54 | .296 | 4-31 | .129 | 4-9 | .444 | 7 | 23 | 30 | 2.0 | 9-0 | 11 | 18 | 4 | 10 | 40 | 2.7 | |

Single Game Highs

| Statistic | Value | |
|--------------|-------|---|
| Points | 6 | vs Nebraska 12/04/19 |
| Rebounds | 10 | vs Elon 11/11/19 |
| Assists | 2 | vs Elon 11/11/19, vs Syracuse 12/07/19, vs Morehouse 01/28/20 |
| Steals | 3 | at Georgia 11/20/19 |
| Blocks | 2 | at Georgia 11/20/19 |
| FG Made | 3 | vs Nebraska 12/04/19 |
| FG Attempts | 8 | vs Elon 11/11/19, vs Nebraska 12/04/19 |
| 3FG Made | 1 | 4 times |
| 3FG Attempts | 6 | vs Elon 11/11/19 |
| FT Made | 2 | vs Morehouse 01/28/20 |
| FT Attempts | 3 | at Georgia 11/20/19 |



**2019-20 Georgia Tech Men's Basketball
Individual Career Summaries
All games**

Page 8/8
as of Mar 05, 2020

USHER, Jordan

| | | | | Field Goals | | 3-Point | | F-Throws | | Rebounds | | | | | | | | | Scoring | |
|-------------------------|--------|--------------|------------------|----------------|-------------|---------------|-------------|---------------|-------------|-----------|------------|------------|------------|--------------|------------|------------|-----------|-----------|------------|------------|
| SEASON | TEAM | GP-GS | MIN/AVG | FG-FGA | FG% | 3FG-FGA | 3FG% | FT-FTA | FT% | OFF | DEF | TOT | AVG | PF-FO | AST | TO | BLK | STL | PTS | AVG |
| 2017-18 | USC | 36-2 | 509/14.1 | 60-135 | .444 | 27-66 | .409 | 24-32 | .750 | 21 | 50 | 71 | 2.0 | 65-0 | 34 | 25 | 4 | 18 | 171 | 4.8 |
| 2018-19 | USC | 12-2 | 290/24.2 | 38-84 | .452 | 8-28 | .286 | 19-27 | .704 | 10 | 34 | 44 | 3.7 | 36-1 | 20 | 20 | 3 | 4 | 103 | 8.6 |
| 2019-20 | GaTech | 22-22 | 579/26.3 | 66-162 | .407 | 8-41 | .195 | 37-50 | .740 | 15 | 78 | 93 | 4.2 | 57-1 | 48 | 57 | 6 | 17 | 177 | 8.0 |
| TOTAL FOR GaTech | | 22-22 | 579/26.3 | 66-162 | .407 | 8-41 | .195 | 37-50 | .740 | 15 | 78 | 93 | 4.2 | 57-1 | 48 | 57 | 6 | 17 | 177 | 8.0 |
| TOTAL | | 70-26 | 1378/19.7 | 164-381 | .430 | 43-135 | .319 | 80-109 | .734 | 46 | 162 | 208 | 3.0 | 158-2 | 102 | 102 | 13 | 39 | 451 | 6.4 |

Single Game Highs

| Statistic | Value | |
|--------------|-------|--|
| Points | 22 | vs CSU Bakersfield 11/25/18, at Santa Clara 12/18/18 |
| Rebounds | 9 | vs CSU Bakersfield 11/25/18 |
| Assists | 6 | vs Morehouse 01/28/20, vs NC State 01/25/20 |
| Steals | 4 | at California 01/04/18, vs Morehouse 01/28/20 |
| Blocks | 1 | 13 times |
| FG Made | 8 | vs CSU Bakersfield 11/25/18 |
| FG Attempts | 16 | vs Vanderbilt 11/11/18 |
| 3FG Made | 4 | at Oregon St. 01/20/18, at Utah 02/24/18 |
| 3FG Attempts | 9 | vs Western Ky. 03/19/18 |
| FT Made | 8 | at Santa Clara 12/18/18 |
| FT Attempts | 8 | vs CSU Bakersfield 11/25/18, at Santa Clara 12/18/18 |

WRIGHT, Moses

| | | | | Field Goals | | 3-Point | | F-Throws | | Rebounds | | | | | | | | | Scoring | |
|--------------|--------|--------------|------------------|----------------|-------------|--------------|-------------|---------------|-------------|------------|------------|------------|------------|--------------|-----------|------------|-----------|-----------|------------|------------|
| SEASON | TEAM | GP-GS | MIN/AVG | FG-FGA | FG% | 3FG-FGA | 3FG% | FT-FTA | FT% | OFF | DEF | TOT | AVG | PF-FO | AST | TO | BLK | STL | PTS | AVG |
| 2017-18 | GaTech | 25-10 | 414/16.6 | 35-114 | .307 | 2-31 | .065 | 19-35 | .543 | 25 | 60 | 85 | 3.4 | 42-2 | 17 | 29 | 13 | 16 | 91 | 3.6 |
| 2018-19 | GaTech | 30-21 | 554/18.5 | 87-185 | .470 | 5-24 | .208 | 22-45 | .489 | 23 | 89 | 112 | 3.7 | 37-0 | 23 | 34 | 19 | 13 | 201 | 6.7 |
| 2019-20 | GaTech | 30-30 | 915/30.5 | 168-315 | .533 | 7-29 | .241 | 53-88 | .602 | 54 | 156 | 210 | 7.0 | 93-4 | 27 | 81 | 35 | 18 | 396 | 13.2 |
| TOTAL | | 85-61 | 1884/22.2 | 290-614 | .472 | 14-84 | .167 | 94-168 | .560 | 102 | 305 | 407 | 4.8 | 172-6 | 67 | 144 | 67 | 47 | 688 | 8.1 |

Single Game Highs

| Statistic | Value | |
|--------------|-------|--|
| Points | 33 | at Syracuse 02/22/20 |
| Rebounds | 12 | vs Bethune-Cookman 12/01/19 |
| Assists | 5 | vs Kennesaw St. 12/28/18 |
| Steals | 3 | at Tennessee 11/13/18, vs Florida A&M 12/17/17 |
| Blocks | 4 | vs Pittsburgh 02/20/19 |
| FG Made | 14 | at Syracuse 02/22/20 |
| FG Attempts | 18 | vs Notre Dame 03/12/19 |
| 3FG Made | 1 | 14 times |
| 3FG Attempts | 4 | vs Virginia Tech 02/17/18 |
| FT Made | 5 | at Syracuse 02/22/20, vs Houston 12/23/19 |
| FT Attempts | 9 | vs Virginia Tech 02/04/20 |

2019-20 BOX SCORES

| Official Basketball Box Score - Final | | | | | | | | | | | | | | | Game Time: 1:30 AM | | | | |
|---------------------------------------|---------|-------|------|-------|----------|-------|----|----|----|----|--------|----|-----|-----|--|-----------------|-----------------|---------------------|--------------------|
| Georgia Tech at NC State | | | | | | | | | | | | | | | Game Duration: 2:23 | | | | |
| 11/20/19 PNC Arena, Raleigh | | | | | | | | | | | | | | | Attendance: 17,133 | | | | |
| 2019-20 Men's Basketball | | | | | | | | | | | | | | | Officials: Jamie Luckie, Brian Dorsey, Brent Hampton | | | | |
| Georgia Tech - 82 | | | | | | | | | | | | | | | Record: 1-0 (1-0) | | | | |
| NO. Name | Min | FG | 3P | FT | Rebounds | Fouls | TP | AS | TO | ST | Blocks | BS | BA | +/- | Shooting By Period | | | | |
| 5 Moses Wright | F 22:24 | 6-9 | 0-2 | 0-1 | 1 8 9 | 5 1 | 12 | 1 | 4 | 0 | 3 | 0 | 3 | 0 | 1st FG% 13.29 44.8% | 3PT% 2.9 22.2% | FT% 7.11 63.6% | 2nd FG% 15.25 60.0% | 3PT% 3.8 37.5% |
| 12 Khalid Moore | F 39:21 | 3-8 | 0-1 | 5-7 | 2 2 4 | 4 5 | 11 | 3 | 3 | 6 | 1 | 3 | 8 | 0 | FT% 7.9 77.8% | OTFG% 2.7 28.6% | 3PT% 1.3 33.3% | FT% 2.2 100% | GM FG% 30.61 49.2% |
| 1 James Banks III | C 40:14 | 8-14 | 0-0 | 4-4 | 2 11 13 | 4 4 | 20 | 3 | 1 | 1 | 5 | 1 | 8 | 0 | 3PT% 6.20 30.0% | FT% 16.22 72.7% | OTFG% 1.3 33.3% | 3PT% 2.2 100% | GM FG% 30.61 49.2% |
| 0 Michael Devove | G 41:54 | 7-12 | 3-4 | 5-6 | 1 2 3 | 2 6 | 22 | 3 | 2 | 1 | 0 | 2 | -2 | 0 | 3PT% 6.20 30.0% | FT% 16.22 72.7% | OTFG% 1.3 33.3% | 3PT% 2.2 100% | GM FG% 30.61 49.2% |
| 10 Jose Alvarado | G 34:12 | 4-10 | 2-7 | 0-0 | 0 2 2 | 4 0 | 10 | 7 | 3 | 0 | 0 | 0 | 2 | 0 | 3PT% 6.20 30.0% | FT% 16.22 72.7% | OTFG% 1.3 33.3% | 3PT% 2.2 100% | GM FG% 30.61 49.2% |
| 3 Evan Cole | G 04:33 | 1-2 | 0-0 | 0-0 | 0 0 0 | 0 1 | 2 | 0 | 1 | 0 | 0 | 0 | -10 | 0 | 3PT% 6.20 30.0% | FT% 16.22 72.7% | OTFG% 1.3 33.3% | 3PT% 2.2 100% | GM FG% 30.61 49.2% |
| 11 Bubba Parham | 22:57 | 0-2 | 0-2 | 1-2 | 0 1 1 | 2 1 | 1 | 3 | 0 | 2 | 0 | 0 | 0 | 0 | 3PT% 6.20 30.0% | FT% 16.22 72.7% | OTFG% 1.3 33.3% | 3PT% 2.2 100% | GM FG% 30.61 49.2% |
| 23 Asanti Price | 19:25 | 1-4 | 1-4 | 1-2 | 0 2 2 | 1 1 | 4 | 0 | 1 | 0 | 0 | 0 | -4 | 0 | 3PT% 6.20 30.0% | FT% 16.22 72.7% | OTFG% 1.3 33.3% | 3PT% 2.2 100% | GM FG% 30.61 49.2% |
| Team | | | | | 1 4 5 | 0 | 0 | 3 | | | | | | | 3PT% 6.20 30.0% | FT% 16.22 72.7% | OTFG% 1.3 33.3% | 3PT% 2.2 100% | GM FG% 30.61 49.2% |
| Totals | | 30-61 | 6-20 | 16-22 | 7 32 39 | 22 19 | 82 | 20 | 18 | 10 | 9 | 6 | 1 | 0 | 3PT% 6.20 30.0% | FT% 16.22 72.7% | OTFG% 1.3 33.3% | 3PT% 2.2 100% | GM FG% 30.61 49.2% |
| Technical Fouls: NONE | | | | | | | | | | | | | | | Dead Ball Rebounds: 2, 0 | | | | |
| NC State - 81 | | | | | | | | | | | | | | | Record: 0-1 (0-1) | | | | |
| NO. Name | Min | FG | 3P | FT | Rebounds | Fouls | TP | AS | TO | ST | Blocks | BS | BA | +/- | Shooting By Period | | | | |
| 15 Manny Bates | F 32:30 | 1-7 | 0-0 | 0-0 | 1 4 5 | 2 1 | 2 | 0 | 3 | 0 | 5 | 2 | -10 | 0 | 1st FG% 14.33 42.4% | 3PT% 5.9 55.6% | FT% 9.11 81.8% | 2nd FG% 12.34 35.3% | 3PT% 2.5 40.0% |
| 31 Pat Andree | F 36:42 | 3-6 | 3-5 | 3-3 | 2 7 9 | 3 3 | 12 | 1 | 1 | 1 | 0 | 0 | 4 | 0 | FT% 7.8 87.5% | OTFG% 1.4 25.0% | 3PT% 0.2 0.0% | FT% 4.4 100% | GM FG% 27.71 38.0% |
| 10 Braxton Beverly | G 36:31 | 4-13 | 1-4 | 2-2 | 1 3 4 | 3 2 | 11 | 3 | 0 | 0 | 0 | 0 | 3 | 0 | 3PT% 7.16 43.8% | FT% 20.23 87.0% | OTFG% 1.4 25.0% | 3PT% 0.2 0.0% | GM FG% 27.71 38.0% |
| 13 C.J. Bryce | G 44:25 | 11-17 | 0-1 | 2-2 | 4 7 11 | 2 3 | 24 | 2 | 7 | 1 | 0 | 2 | -1 | 0 | 3PT% 7.16 43.8% | FT% 20.23 87.0% | OTFG% 1.4 25.0% | 3PT% 0.2 0.0% | GM FG% 27.71 38.0% |
| 24 Devon Daniels | G 33:41 | 4-14 | 1-1 | 3-4 | 1 2 3 | 5 4 | 12 | 6 | 1 | 3 | 0 | 2 | -6 | 0 | 3PT% 7.16 43.8% | FT% 20.23 87.0% | OTFG% 1.4 25.0% | 3PT% 0.2 0.0% | GM FG% 27.71 38.0% |
| 4 Jericole Helms | 31:40 | 3-11 | 2-5 | 7-7 | 2 1 3 | 2 6 | 15 | 0 | 0 | 0 | 0 | 2 | 4 | 0 | 3PT% 7.16 43.8% | FT% 20.23 87.0% | OTFG% 1.4 25.0% | 3PT% 0.2 0.0% | GM FG% 27.71 38.0% |
| 21 Danny Dixon | 06:38 | 1-2 | 0-0 | 2-3 | 1 1 2 | 2 2 | 4 | 1 | 0 | 0 | 1 | 6 | 0 | 0 | 3PT% 7.16 43.8% | FT% 20.23 87.0% | OTFG% 1.4 25.0% | 3PT% 0.2 0.0% | GM FG% 27.71 38.0% |
| 3 AJ Taylor | 02:53 | 0-1 | 0-0 | 1-2 | 1 1 2 | 0 1 | 1 | 0 | 1 | 0 | 1 | 0 | -5 | 0 | 3PT% 7.16 43.8% | FT% 20.23 87.0% | OTFG% 1.4 25.0% | 3PT% 0.2 0.0% | GM FG% 27.71 38.0% |
| Team | | | | | 1 1 2 | 0 | 0 | 0 | | | | | | | 3PT% 7.16 43.8% | FT% 20.23 87.0% | OTFG% 1.4 25.0% | 3PT% 0.2 0.0% | GM FG% 27.71 38.0% |
| Totals | | 27-71 | 7-16 | 20-23 | 14 27 41 | 19 22 | 81 | 13 | 13 | 5 | 6 | 9 | -1 | 0 | 3PT% 7.16 43.8% | FT% 20.23 87.0% | OTFG% 1.4 25.0% | 3PT% 0.2 0.0% | GM FG% 27.71 38.0% |
| Technical Fouls: NONE | | | | | | | | | | | | | | | Dead Ball Rebounds: 1, 1 | | | | |
| Georgia Tech - 64 | | | | | | | | | | | | | | | Record: 2-0 | | | | |
| NO. Name | Min | FG | 3P | FT | Rebounds | Fouls | TP | AS | TO | ST | Blocks | BS | BA | +/- | Shooting By Period | | | | |
| 5 Moses Wright | F 24:04 | 1-5 | 0-1 | 0-2 | 0 6 6 | 4 2 | 2 | 0 | 1 | 0 | 1 | 0 | 11 | 0 | 1st FG% 14.33 42.4% | 3PT% 5.9 55.6% | FT% 9.11 81.8% | 2nd FG% 12.34 35.3% | 3PT% 2.5 40.0% |
| 12 Khalid Moore | F 28:20 | 2-4 | 1-2 | 3-6 | 0 9 9 | 1 3 | 8 | 5 | 2 | 3 | 0 | 0 | 21 | 0 | FT% 7.8 87.5% | OTFG% 1.4 25.0% | 3PT% 0.2 0.0% | FT% 4.4 100% | GM FG% 27.71 38.0% |
| 1 James Banks III | C 29:11 | 2-6 | 0-0 | 7-9 | 2 4 6 | 3 7 | 11 | 0 | 3 | 0 | 6 | 0 | 9 | 0 | 3PT% 7.16 43.8% | FT% 20.23 87.0% | OTFG% 1.4 25.0% | 3PT% 0.2 0.0% | GM FG% 27.71 38.0% |
| 0 Michael Devove | G 29:17 | 7-11 | 3-4 | 5-6 | 0 1 1 | 1 5 | 22 | 3 | 6 | 1 | 0 | 0 | 16 | 0 | 3PT% 7.16 43.8% | FT% 20.23 87.0% | OTFG% 1.4 25.0% | 3PT% 0.2 0.0% | GM FG% 27.71 38.0% |
| 11 Bubba Parham | G 27:46 | 2-6 | 1-4 | 0-0 | 0 6 6 | 4 1 | 5 | 0 | 3 | 1 | 0 | 0 | 8 | 0 | 3PT% 7.16 43.8% | FT% 20.23 87.0% | OTFG% 1.4 25.0% | 3PT% 0.2 0.0% | GM FG% 27.71 38.0% |
| 2 Shembari Phillips | 12:38 | 0-3 | 0-0 | 0-0 | 0 0 0 | 0 0 | 0 | 0 | 0 | 0 | 1 | 0 | -2 | 0 | 3PT% 7.16 43.8% | FT% 20.23 87.0% | OTFG% 1.4 25.0% | 3PT% 0.2 0.0% | GM FG% 27.71 38.0% |
| 3 Evan Cole | 19:36 | 3-7 | 1-2 | 2-2 | 3 6 9 | 2 3 | 9 | 2 | 0 | 1 | 0 | 1 | 8 | 0 | 3PT% 7.16 43.8% | FT% 20.23 87.0% | OTFG% 1.4 25.0% | 3PT% 0.2 0.0% | GM FG% 27.71 38.0% |
| 23 Asanti Price | 20:25 | 2-8 | 1-6 | 0-2 | 1 9 10 | 2 1 | 2 | 0 | 1 | 1 | 1 | 0 | 28 | 0 | 3PT% 7.16 43.8% | FT% 20.23 87.0% | OTFG% 1.4 25.0% | 3PT% 0.2 0.0% | GM FG% 27.71 38.0% |
| 14 David Didenko | 03:47 | 0-2 | 0-2 | 0-0 | 0 0 0 | 0 0 | 0 | 0 | 0 | 0 | 0 | 0 | 0 | 0 | 3PT% 7.16 43.8% | FT% 20.23 87.0% | OTFG% 1.4 25.0% | 3PT% 0.2 0.0% | GM FG% 27.71 38.0% |
| 13 Coleman Boyd | 01:04 | 0-0 | 0-0 | 0-0 | 0 1 1 | 0 0 | 0 | 0 | 0 | 0 | 0 | 0 | 2 | 0 | 3PT% 7.16 43.8% | FT% 20.23 87.0% | OTFG% 1.4 25.0% | 3PT% 0.2 0.0% | GM FG% 27.71 38.0% |
| 24 Niko Broadway | 01:04 | 0-0 | 0-0 | 0-0 | 0 0 0 | 0 0 | 0 | 0 | 0 | 0 | 0 | 0 | 0 | 0 | 3PT% 7.16 43.8% | FT% 20.23 87.0% | OTFG% 1.4 25.0% | 3PT% 0.2 0.0% | GM FG% 27.71 38.0% |
| 45 Shaheed Medlock | 01:04 | 0-0 | 0-0 | 0-0 | 0 0 0 | 0 0 | 0 | 0 | 0 | 0 | 0 | 0 | 0 | 0 | 3PT% 7.16 43.8% | FT% 20.23 87.0% | OTFG% 1.4 25.0% | 3PT% 0.2 0.0% | GM FG% 27.71 38.0% |
| 55 Malachi Rice | 01:04 | 0-0 | 0-0 | 0-0 | 0 0 0 | 0 0 | 0 | 0 | 0 | 0 | 1 | 0 | 0 | 2 | 3PT% 7.16 43.8% | FT% 20.23 87.0% | OTFG% 1.4 25.0% | 3PT% 0.2 0.0% | GM FG% 27.71 38.0% |
| 24 Jehoni James | 00:40 | 1-1 | 0-0 | 0-0 | 0 0 0 | 0 0 | 0 | 0 | 0 | 0 | 0 | 0 | 0 | 2 | 3PT% 7.16 43.8% | FT% 20.23 87.0% | OTFG% 1.4 25.0% | 3PT% 0.2 0.0% | GM FG% 27.71 38.0% |
| Team | | | | | 0 1 1 | 0 | 0 | 0 | 1 | | | | | | 3PT% 7.16 43.8% | FT% 20.23 87.0% | OTFG% 1.4 25.0% | 3PT% 0.2 0.0% | GM FG% 27.71 38.0% |
| Totals | | 20-53 | 7-24 | 17-27 | 6 43 49 | 17 22 | 64 | 15 | 17 | 7 | 10 | 0 | 23 | 0 | 3PT% 7.16 43.8% | FT% 20.23 87.0% | OTFG% 1.4 25.0% | 3PT% 0.2 0.0% | GM FG% 27.71 38.0% |
| Technical Fouls: NONE | | | | | | | | | | | | | | | Dead Ball Rebounds: 6, 1 | | | | |

Official Basketball Box Score - Final
Georgia Tech at Georgia
11/21/19 Steven Coliseum, Athens
2019-20 Men's Basketball

Game Time: 12:01 AM
Game Duration: 2:16
Attendance: 10,205

Officials: Bart Lenox, Steven Anderson, A.J. Desai

Georgia Tech - 78

Record: 2-1

| NO. Name | Min | FG M-A | 3P M-A | FT M-A | Rebounds OR DR TOT | Fouls PF FO | TP | AS | TO | ST | Blocks BS BA | +/- |
|---------------------|---------|-----------|-----------|-----------|-----------------------|----------------|----|----|----|----|-----------------|-----|
| 5 Moses Wright | F 26:53 | 8-15 | 0-2 | 2-3 | 1 8 9 | 4 5 | 18 | 0 | 1 | 0 | 2 1 | -4 |
| 12 Khalid Moore | F 30:36 | 1-2 | 1-1 | 0-2 | 1 2 3 | 5 3 | 3 | 1 | 3 | 0 | 1 0 | 3 |
| 1 James Banks III | C 34:57 | 2-5 | 0-0 | 0-4 | 3 2 5 | 4 4 | 4 | 6 | 0 | 6 | 0 | -14 |
| 0 Michael Devove | G 36:50 | 12-21 | 5-7 | 5-7 | 1 8 9 | 1 5 | 34 | 2 | 2 | 0 | 0 0 | -7 |
| 10 Jose Alvarado | G 17:53 | 1-7 | 0-4 | 0-0 | 0 3 3 | 3 0 | 2 | 2 | 0 | 0 | 0 | -15 |
| 11 Bubba Parham | 26:39 | 3-7 | 2-4 | 2-2 | 1 2 3 | 4 10 | 2 | 1 | 1 | 0 | 0 | 7 |
| 23 Asanti Price | 16:23 | 1-3 | 0-1 | 1-3 | 1 1 2 | 2 3 | 0 | 0 | 2 | 2 | 0 | 0 |
| 2 Evan Cole | 09:25 | 1-2 | 0-0 | 2-2 | 0 1 1 | 2 4 | 0 | 0 | 0 | 0 | 0 | 7 |
| 2 Shembari Phillips | 00:24 | 0-0 | 0-0 | 0-0 | 0 0 0 | 1 0 | 0 | 0 | 0 | 0 | 0 | -1 |
| Team | | | | | 3 3 6 | | 0 | | 0 | | | |
| Totals | | 29-62 | 8-19 | 12-23 | 11 30 41 | 25 23 | 78 | 11 | 15 | 6 | 11 1 | -4 |

Technical Fouls: NONE

Georgia - 82

Record: 4-0

| NO. Name | Min | FG M-A | 3P M-A | FT M-A | Rebounds OR DR TOT | Fouls PF FO | TP | AS | TO | ST | Blocks BS BA | +/- |
|----------------------|---------|-----------|-----------|-----------|-----------------------|----------------|----|----|----|----|-----------------|-----|
| 20 Rayshaun Hammonds | F 29:05 | 11-21 | 2-4 | 2-3 | 6 3 9 | 4 4 | 26 | 0 | 1 | 2 | 0 5 | 4 |
| 25 Amanze Ngumezi | F 17:55 | 1-5 | 0-0 | 1-2 | 1 2 3 | 3 1 | 3 | 2 | 0 | 1 | 1 2 | 15 |
| 00 Donnell Gresham | G 30:58 | 1-4 | 0-2 | 11-13 | 2 4 6 | 1 8 | 13 | 2 | 0 | 1 | 0 0 | -3 |
| 4 Treys Crump | G 28:06 | 4-9 | 3-7 | 0-0 | 0 1 1 | 1 11 | 11 | 1 | 2 | 1 | 0 2 | 1 |
| 5 Anthony Edwards | 31:40 | 5-15 | 1-3 | 7-11 | 1 7 8 | 1 7 | 18 | 2 | 3 | 1 | 0 1 | 0 |
| 10 Tourant Camara | 14:00 | 1-2 | 0-0 | 1-2 | 1 1 2 | 3 1 | 3 | 0 | 0 | 0 | 0 | -11 |
| 15 Sahvir Wheeler | 22:05 | 2-4 | 0-0 | 0-0 | 0 2 2 | 3 1 | 4 | 4 | 2 | 0 | 0 0 | 2 |
| 24 Rodney Howard | 07:07 | 0-2 | 0-0 | 0-0 | 0 2 2 | 3 1 | 0 | 0 | 0 | 0 | 0 | -19 |
| 3 Christian Brown | 06:33 | 0-1 | 0-0 | 0-0 | 0 1 1 | 2 0 | 0 | 0 | 1 | 0 | 0 0 | 6 |
| 10 Tye Fagan | 07:15 | 1-1 | 0-0 | 0-0 | 0 1 1 | 0 0 | 2 | 0 | 1 | 2 | 0 | 15 |
| 30 Mike Peake | 07:16 | 1-1 | 0-0 | 0-0 | 2 1 3 | 2 1 | 2 | 0 | 1 | 0 | 0 0 | 0 |
| Team | | | | | 1 4 5 | | 0 | | 2 | | | |
| Totals | | 27-65 | 6-16 | 22-31 | 14 29 43 | 23 25 | 82 | 11 | 13 | 8 | 1 11 | 4 |

Technical Fouls: NONE

| | GT | UGA | Points from Turnovers | GT | UGA | Period by Period Scoring | | | |
|------------------|--------------------------|----------------------------|-----------------------|----|-----|--------------------------|-----|----|----|
| Biggest lead | 8 (1 st 9:17) | 16 (2 nd 15:50) | 17 | 18 | 1st | 2nd | TOT | | |
| Best Scoring Run | 8 (1 st 9:17) | 17 (1 st 1:35) | 36 | 30 | GT | 27 | 51 | 78 | |
| Lead Changes | 3 | 11 | Second Chance | 13 | 11 | UGA | 35 | 47 | 82 |
| Times Tied | 5 | | Fast Breaks | 13 | 13 | | | | |
| Time with Lead | 10:24 | 24:39 | Bench | 17 | 11 | | | | |

2019-20 BOX SCORES

Official Basketball Box Score - Final
Bethune-Cookman at Georgia Tech
12/01/19 McCamish Pavilion, Atlanta
2019-20 Men's Basketball

Game Time: 6:00 PM
Game Duration: 1:59
Attendance: 4,552

Officials: Jamie Luckie, Mark Schnur, Jeff Fox

Bethune-Cookman - 65

Record: 5-3

| NO. Name | Min | FG M-A | 3P M-A | FT M-A | Rebounds OR DR TOT | Fouls PF FO | TP | AS | TO | ST | Blocks BS BA | +/- |
|-------------------|---------|-----------|-----------|-----------|-----------------------|----------------|----|----|----|----|-----------------|-----|
| 10 Cletrell Pope | F 34:46 | 10-20 | 0-0 | 0-0 | 11 8 19 | 5 1 | 20 | 2 | 0 | 2 | 2 5 2 | |
| 22 Isaiah Bailey | F 32:11 | 5-11 | 1-1 | 3-4 | 0 1 1 | 4 4 | 14 | 6 | 3 | 0 | 0 1 -4 | |
| 0 Leon Redd | G 22:12 | 2-7 | 0-1 | 3-3 | 0 3 3 | 4 3 | 7 | 2 | 3 | 0 | 0 0 -7 | |
| 3 Wali Parks | G 37:23 | 4-8 | 0-2 | 0-0 | 1 4 5 | 2 2 | 8 | 0 | 2 | 0 | 0 1 -4 | |
| 13 Joe French | G 22:21 | 3-4 | 2-3 | 1-2 | 1 1 2 | 2 1 | 9 | 0 | 1 | 0 | 0 0 10 | |
| 1 Malik Maitland | 26:49 | 1-13 | 0-1 | 2-2 | 3 0 3 | 3 3 | 4 | 2 | 0 | 2 | 0 2 -2 | |
| 2 Houston Smith | 11:13 | 0-1 | 0-0 | 0-0 | 0 0 0 | 0 1 | 0 | 1 | 1 | 0 | 0 0 0 | |
| 4 Jordan Preaster | 07:58 | 1-4 | 1-1 | 0-0 | 2 1 3 | 3 0 | 3 | 0 | 0 | 1 | 0 0 -6 | |
| 23 Justyn King | 05:07 | 0-0 | 0-0 | 0-0 | 0 0 0 | 0 0 | 0 | 0 | 0 | 0 | 0 0 -4 | |
| Team | | | | | 2 2 4 | 0 | 0 | 2 | 0 | 0 | 0 0 0 | |
| Totals | | 26-68 | 4-9 | 9-11 | 20 20 40 | 23 15 | 65 | 13 | 12 | 5 | 2 9 -3 | |

Technical Fouls: NONE

Georgia Tech - 68

Record: 3-2

| NO. Name | Min | FG M-A | 3P M-A | FT M-A | Rebounds OR DR TOT | Fouls PF FO | TP | AS | TO | ST | Blocks BS BA | +/- |
|---------------------|---------|-----------|-----------|-----------|-----------------------|----------------|----|----|----|----|-----------------|-----|
| 3 Evan Cole | F 18:16 | 2-5 | 0-1 | 0-2 | 3 0 3 | 0 1 | 4 | 1 | 0 | 2 | 0 1 -8 | |
| 5 Moses Wright | F 32:36 | 6-8 | 0-0 | 0-1 | 2 10 12 | 2 2 | 12 | 2 | 0 | 0 | 0 0 2 | |
| 12 Khalid Moore | F 36:52 | 2-6 | 0-2 | 3-6 | 0 1 1 | 3 5 | 7 | 2 | 1 | 0 | 0 0 5 | |
| 0 Michael Devoe | G 36:52 | 11-16 | 2-4 | 3-6 | 0 1 1 | 3 6 | 27 | 2 | 2 | 0 | 1 0 5 | |
| 11 Bubba Parham | G 33:48 | 2-7 | 0-2 | 2-2 | 0 2 2 | 4 3 | 6 | 1 | 0 | 1 | 0 0 6 | |
| 23 Asanti Price | 08:19 | 0-1 | 0-1 | 0-0 | 0 0 0 | 0 0 | 0 | 0 | 1 | 1 | 0 0 0 | |
| 1 James Banks III | 28:09 | 3-7 | 0-0 | 6-8 | 4 6 10 | 3 6 | 12 | 3 | 5 | 0 | 8 1 7 | |
| 2 Shembani Phillips | 01:08 | 0-0 | 0-0 | 0-0 | 0 0 0 | 0 0 | 0 | 0 | 0 | 0 | 0 0 -2 | |
| 10 Jose Alvarado | 00:00 | | | | | | | | | | | |
| Team | | | | | 1 2 3 | 0 | 0 | 0 | 0 | 0 | 0 0 0 | |
| Totals | | 26-50 | 2-10 | 14-25 | 10 22 32 | 15 23 | 68 | 12 | 13 | 3 | 9 2 3 | |

Technical Fouls: NONE

| | B-C | GaTech | Points from Turnovers | B-C | GaTech | Period by Period Scoring | | |
|------------------|----------------|---------------|-----------------------|-----|--------|--------------------------|-----|-----|
| Biggest lead | 10 (1st 10:30) | 4 (2nd 13:44) | 15 | 15 | 15 | 1st | 2nd | TOT |
| Best Scoring Run | 7 (1st 16:20) | 7 (1st 8:22) | 30 | 38 | | | | |
| Lead Changes | 9 | | 16 | 6 | B-C | 36 | 29 | 65 |
| Times Tied | 11 | | 6 | 6 | GaTech | 34 | 34 | 68 |
| Time with Lead | 21:23 | 12:13 | 7 | 12 | | | | |

Official Basketball Box Score - Final
12/05/19 McCamish Pavilion, Atlanta, GA
2019-20 Men's Basketball

Game Time: 12:15 AM
Game Duration: 1:58
Attendance: 5,133

Officials: Bill Covington, Jr., Bert Smith, Tony Henderson

| Nebraska - 56 | | | | | | | | | | | | | | | Record: 4-4 | | | | | | | | |
|--------------------------|---------|-----------|-----------|-----------|-----------------------|----------------|----|----|----|----|-----------------|-----|-------------------------|-------|-------------|--|--|--|--|--|--|--|--|
| NO. Name | Min | FG M-A | 3P M-A | FT M-A | Rebounds OR DR TOT | Fouls PF FO | TP | AS | TO | ST | Blocks BS BA | +/- | Shooting By Period | | | | | | | | | | |
| 24 Yvan Ouedraogo | F 22:42 | 1-5 | 0-0 | 1-4 | 4 3 7 | 0 3 | 3 | 1 | 2 | 1 | 0 3 -11 | | 1st FG% | 13-33 | 39.4% | | | | | | | | |
| 3 Cam Mack | G 34:30 | 4-11 | 1-3 | 2-4 | 1 1 2 | 4 5 | 11 | 6 | 3 | 1 | 1 1 -14 | | 3PT% | 2-13 | 15.4% | | | | | | | | |
| 11 Dachon Burke | G 19:53 | 1-9 | 1-5 | 1-2 | 0 1 1 | 1 1 | 4 | 1 | 0 | 0 | 0 1 -16 | | FT% | 0-0 | 0% | | | | | | | | |
| 22 Haanif Cheatham | G 35:17 | 6-11 | 0-1 | 2-4 | 2 9 11 | 2 3 | 14 | 2 | 3 | 2 | 0 1 -22 | | 2nd FG% | 8-32 | 25.0% | | | | | | | | |
| 23 Jervay Green | G 33:35 | 4-13 | 3-10 | 0-2 | 1 4 5 | 3 2 | 11 | 2 | 3 | 1 | 0 0 -13 | | 3PT% | 4-13 | 30.8% | | | | | | | | |
| 1 Kevin Cross | 17:18 | 1-6 | 0-3 | 0-0 | 1 4 5 | 1 | 0 | 2 | 1 | 2 | 0 0 1 -6 | | GM FG% | 21-65 | 32.3% | | | | | | | | |
| 25 Matej Kavas | 11:39 | 0-3 | 0-2 | 0-0 | 0 1 1 | 1 | 0 | 0 | 1 | 0 | 0 0 0 0 | | 3PT% | 6-26 | 23.1% | | | | | | | | |
| 34 Thorir Thorbjarnarson | 20:54 | 4-7 | 1-2 | 2-2 | 2 5 7 | 2 3 | 11 | 0 | 3 | 2 | 1 1 0 | | FT% | 8-18 | 44.4% | | | | | | | | |
| 0 Akol Arop | 01:24 | 0-0 | 0-0 | 0-0 | 0 0 0 | 0 0 | 0 | 0 | 0 | 0 | 0 0 -1 | | Dead Ball Rebounds: 7 1 | | | | | | | | | | |
| 15 Samari Curtis | 01:24 | 0-0 | 0-0 | 0-0 | 0 0 0 | 0 0 | 0 | 0 | 0 | 0 | 0 0 -1 | | | | | | | | | | | | |
| 30 Charlie Easley | 01:24 | 0-0 | 0-0 | 0-0 | 0 0 0 | 0 0 | 0 | 0 | 1 | 0 | 0 0 -1 | | | | | | | | | | | | |
| Team | | | | | 1 3 4 | 0 | 0 | 1 | 1 | 0 | 0 0 0 | | | | | | | | | | | | |
| Totals | | 21-65 | 6-26 | 8-18 | 12 31 43 | 14 17 | 56 | 14 | 18 | 7 | 2 8 -17 | | | | | | | | | | | | |


Technical Fouls: NONE

| Georgia Tech - 73 | | | | | | | | | | | | | | | Record: 4-2 | | | | | | | | |
|-------------------|---------|-----------|-----------|-----------|-----------------------|----------------|----|----|----|----|-----------------|-----|-------------------------|-------|-------------|--|--|--|--|--|--|--|--|
| NO. Name | Min | FG M-A | 3P M-A | FT M-A | Rebounds OR DR TOT | Fouls PF FO | TP | AS | TO | ST | Blocks BS BA | +/- | Shooting By Period | | | | | | | | | | |
| 3 Evan Cole | F 23:04 | 4-8 | 0-2 | 0-0 | 1 5 6 | 0 0 | 8 | 0 | 1 | 0 | 1 0 0 | | 1st FG% | 14-36 | 38.9% | | | | | | | | |
| 5 Moses Wright | F 32:48 | 8-14 | 1-2 | 1-2 | 2 7 9 | 4 1 | 18 | 2 | 2 | 0 | 3 0 27 | | 3PT% | 2-10 | 20.0% | | | | | | | | |
| 12 Khalid Moore | F 31:54 | 2-9 | 0-2 | 1-2 | 1 4 5 | 3 2 | 5 | 4 | 1 | 1 | 1 1 25 | | FT% | 2-5 | 40% | | | | | | | | |
| 0 Michael Devoe | G 34:46 | 10-17 | 4-8 | 2-4 | 1 7 8 | 3 6 | 26 | 7 | 6 | 3 | 0 0 18 | | 2nd FG% | 18-37 | 48.6% | | | | | | | | |
| 11 Bubba Parham | G 32:27 | 3-11 | 0-5 | 0-0 | 2 2 4 | 3 3 | 6 | 4 | 0 | 2 | 0 1 10 | | 3PT% | 3-13 | 23.1% | | | | | | | | |
| 23 Asanti Price | 19:13 | 3-8 | 0-3 | 0-0 | 1 3 4 | 1 | 0 | 6 | 1 | 2 | 2 0 4 | | GM FG% | 32-73 | 43.8% | | | | | | | | |
| 1 James Banks III | 24:24 | 2-5 | 0-0 | 0-0 | 3 5 8 | 3 2 | 4 | 1 | 1 | 2 | 2 0 0 | | 3PT% | 5-23 | 21.7% | | | | | | | | |
| 14 David Didenko | 01:24 | 0-1 | 0-0 | 1-0 | 1 0 1 | 0 0 | 0 | 0 | 0 | 0 | 0 0 1 | | FT% | 4-8 | 50.0% | | | | | | | | |
| Team | | | | | 0 2 2 | 0 | 0 | 0 | 0 | 0 | 0 0 0 | | Dead Ball Rebounds: 1 0 | | | | | | | | | | |
| Totals | | 32-73 | 5-23 | 4-8 | 12 35 47 | 17 14 | 73 | 19 | 16 | 10 | 8 2 17 | | | | | | | | | | | | |

Technical Fouls: NONE

| Neb | | GaTech | | Points from Turnovers | | Neb | | GaTech | | Period by Period Scoring | | | |
|------------------|---------------|---------------|--|-----------------------|----|-------|----|--------|--------|--------------------------|-----|-----|--|
| Biggest lead | 4 (1st 12:32) | 20 (2nd 0:16) | | 10 | 18 | Paint | 30 | 48 | | 1st | 2nd | TOT | |
| Best Scoring Run | 7 (1st 6:18) | 10 (1st 1:15) | | Second Chance | 5 | 7 | | | Neb | 28 | 28 | 56 | |
| Lead Changes | 6 | | | Fast Breaks | 15 | 16 | | | GaTech | 32 | 41 | 73 | |
| Times Tied | 3 | | | Bench | 13 | 10 | | | | | | | |
| Time with Lead | 07:42 | 30:27 | | | | | | | | | | | |

2019-20 BOX SCORES



Official Basketball Box Score - Final

Ball St. at Georgia Tech

12/19/19 McCamish Pavilion, Atlanta

2019-20 Men's Basketball

Game Time: 7:00

Game Duration: 1:42

Attendance: 4,200

Record: 6-4

Officials: Ron Groover, Jeff Poir, Trey Stryker

Ball St - 65

Record: 6-4

| NO. Name | Min | FG M-A | 3P M-A | FT M-A | Rebounds OR DR TOT | Fouls PF FD | TP | AS | TO | ST | Blocks BS BA | + | Shooting By Period | |
|-----------------------|---------|--------|--------|--------|--------------------|-------------|----|----|----|-------|--------------|-----|--------------------------|-------------|
| 14 Kyle Mallers | F 31:16 | 4-7 | 3-6 | 0-0 | 0 7 7 | 2 1 1 | 11 | 0 | 1 | 2 | 0 0 0 | 17 | 1st FG% | 12-24 50.0% |
| 25 Tahjai Teague | F 20:40 | 4-7 | 1-1 | 0-0 | 0 2 2 | 4 0 9 | 6 | 4 | 1 | 2 | 0 0 2 | 21 | 3PT% | 6-13 46.2% |
| 2 Luke Bumbalough | G 29:19 | 1-7 | 1-7 | 0-0 | 0 2 2 | 2 1 3 | 1 | 0 | 0 | 0 0 0 | 0 | 31 | FT% | 1-2 50% |
| 5 Ishmael El-Amin | G 23:27 | 2-6 | 0-2 | 0-0 | 0 3 3 | 3 1 4 | 4 | 2 | 2 | 0 1 2 | 0 | 20 | 2nd FG% | 13-29 46.4% |
| 11 Jarron Coleman | G 27:59 | 7-10 | 3-4 | 0-0 | 0 5 5 | 1 3 17 | 4 | 1 | 1 | 1 0 0 | 0 | 31 | 3PT% | 4-9 44.4% |
| 1 K.J. Walton | 14:47 | 2-6 | 0-0 | 2-4 | 4 0 4 | 1 2 6 | 0 | 3 | 1 | 1 0 3 | 0 | 3 | GM FG% | 25-52 48.1% |
| 3 Josh Thompson | 16:28 | 1-1 | 0-0 | 2-5 | 0 0 0 | 0 2 4 | 1 | 3 | 2 | 0 0 0 | 0 | -9 | 3PT% | 10-23 43.5% |
| 12 Brachen Hazen | 19:09 | 4-6 | 2-3 | 0-0 | 0 3 3 | 4 0 10 | 0 | 3 | 2 | 1 0 0 | 10 | 10 | FT% | 5-11 45.5% |
| 13 Kani Acree | 09:08 | 0-0 | 0-0 | 1-2 | 0 1 1 | 0 1 1 | 1 | 1 | 1 | 0 0 0 | 0 | 9 | Dead Ball Rebounds: 6, 0 | |
| 0 Myrnye Thomas | 02:02 | 0-0 | 0-0 | 0-0 | 0 1 1 | 0 0 0 | 0 | 0 | 0 | 0 0 0 | 0 | -10 | | |
| 4 Lucas Kroft | 02:02 | 0-1 | 0-0 | 0-0 | 0 0 0 | 0 0 0 | 0 | 0 | 1 | 0 0 0 | 0 | -10 | | |
| 34 Ben Hendriks | 02:02 | 0-1 | 0-0 | 0-0 | 0 0 0 | 0 0 0 | 0 | 0 | 0 | 0 0 0 | 0 | -10 | | |
| 44 Blake Huggins | 01:41 | 0-0 | 0-0 | 0-0 | 0 0 0 | 0 0 0 | 0 | 0 | 0 | 0 0 0 | 0 | -10 | | |
| Team | | | | | 1 3 4 | 0 0 0 | 0 | 0 | 0 | 0 0 0 | | | | |
| Totals | 25:52 | 10-23 | 5-11 | 5 | 27 32 | 17 11 65 | 17 | 20 | 11 | 3 | 5 | 18 | | |
| Technical Fouls: NONE | | | | | | | | | | | | | | |

Georgia Tech - 47

Record: 4-5

| NO. Name | Min | FG M-A | 3P M-A | FT M-A | Rebounds OR DR TOT | Fouls PF FD | TP | AS | TO | ST | Blocks BS BA | + | Shooting By Period | |
|-----------------------|---------|--------|--------|--------|--------------------|-------------|----|----|----|-------|--------------|-----|--------------------------|-------------|
| 4 Jordan Usher | F 18:54 | 1-7 | 0-3 | 2-2 | 0 4 4 | 4 1 4 | 0 | 6 | 0 | 1 0 0 | 1 | -11 | 1st FG% | 5-22 22.7% |
| 5 Moses Wright | F 21:04 | 1-3 | 0-0 | 0-0 | 2 2 4 | 1 0 2 | 2 | 3 | 0 | 2 0 0 | 0 | -7 | 3PT% | 1-7 14.3% |
| 12 Khalid Moore | F 24:54 | 1-4 | 0-0 | 0-2 | 2 2 4 | 1 2 2 | 1 | 6 | 2 | 0 0 0 | 0 | -12 | FT% | 4-7 57.1% |
| 1 James Banks III | C 31:43 | 4-9 | 0-1 | 5-8 | 3 6 9 | 1 9 13 | 1 | 3 | 1 | 2 1 2 | 1 | -14 | 2nd FG% | 12-29 41.4% |
| 0 Michael Devoe | G 32:35 | 4-14 | 1-3 | 2-3 | 0 4 4 | 1 3 11 | 0 | 3 | 1 | 0 2 2 | 0 | -18 | 3PT% | 3-9 33.3% |
| 11 Bubba Parham | 29:00 | 3-7 | 1-3 | 0-0 | 0 1 1 | 0 1 7 | 3 | 1 | 2 | 0 0 0 | 0 | -14 | GM FG% | 17-51 33.3% |
| 2 Shembani Phillips | 09:23 | 2-2 | 0-0 | 0-0 | 0 0 0 | 0 0 6 | 1 | 0 | 0 | 0 0 0 | 0 | 3 | 3PT% | 4-16 25.0% |
| 23 Asanti Price | 19:27 | 0-3 | 0-2 | 0-0 | 1 0 1 | 1 1 0 | 1 | 0 | 2 | 0 0 0 | 0 | -15 | FT% | 9-15 60.0% |
| 3 Evan Cole | 13:00 | 1-2 | 0-1 | 0-0 | 0 1 1 | 2 0 2 | 0 | 1 | 1 | 0 0 0 | 0 | -2 | Dead Ball Rebounds: 5, 0 | |
| Team | | | | | 0 2 2 | 0 0 0 | 0 | 0 | 0 | 0 0 0 | | | | |
| Totals | 17:51 | 4-16 | 9-15 | 8 | 22 30 | 11 17 47 | 9 | 24 | 9 | 5 | 3 | 18 | | |
| Technical Fouls: NONE | | | | | | | | | | | | | | |

Georgia Tech - 16

Record: 4-5

| NO. Name | Min | FG M-A | 3P M-A | FT M-A | Rebounds OR DR TOT | Fouls PF FD | TP | AS | TO | ST | Blocks BS BA | + | Shooting By Period | |
|-----------------------|---------|--------|--------|--------|--------------------|-------------|----|----|----|-------|--------------|-----|--------------------------|-------------|
| 23 RJ Williams | F 21:57 | 2-6 | 0-0 | 2-2 | 0 2 2 | 3 3 6 | 1 | 3 | 1 | 0 1 1 | -9 | -9 | 1st FG% | 12-29 41.4% |
| 24 Abu Kigab | F 28:44 | 4-12 | 2-3 | 7-9 | 1 2 3 | 4 8 17 | 2 | 2 | 2 | 0 2 0 | -10 | -10 | 3PT% | 3-9 33.3% |
| 00 Marcus Dickinson | G 18:36 | 1-2 | 1-2 | 0-0 | 0 1 1 | 1 3 0 | 2 | 1 | 0 | 0 0 0 | -6 | -6 | FT% | 4-7 57.1% |
| 20 Justinian Jessup | G 37:21 | 1-11 | 1-6 | 0-0 | 1 3 4 | 2 1 3 | 2 | 3 | 0 | 2 1 1 | -17 | -17 | 2nd FG% | 12-29 41.4% |
| 21 Derrick Alston | G 37:37 | 6-13 | 2-6 | 2-3 | 0 6 6 | 2 3 16 | 2 | 3 | 1 | 1 1 1 | -14 | -14 | 3PT% | 3-9 33.3% |
| 25 Robin Jorch | 16:26 | 2-5 | 0-0 | 2-5 | 3 1 4 | 4 7 6 | 1 | 0 | 2 | 0 0 0 | -1 | -1 | GM FG% | 17-51 33.3% |
| 34 Alex Hobbs | 28:44 | 3-5 | 0-0 | 3-3 | 1 2 3 | 4 3 9 | 1 | 2 | 1 | 0 0 0 | -8 | -8 | 3PT% | 4-16 25.0% |
| 1 Marcus Shaver Jr. | 00:23 | 0-0 | 0-0 | 0-0 | 0 0 0 | 0 0 0 | 0 | 0 | 0 | 0 0 0 | 0 | 0 | FT% | 9-15 60.0% |
| 10 Rayl Dennis | 06:10 | 0-3 | 0-3 | 0-0 | 0 0 0 | 0 0 0 | 0 | 0 | 0 | 0 0 0 | 0 | 0 | Dead Ball Rebounds: 5, 0 | |
| 12 Max Rice | 03:13 | 0-0 | 0-0 | 0-0 | 0 0 0 | 0 0 0 | 0 | 0 | 0 | 0 0 0 | -5 | -5 | | |
| 11 Riley Abercrombie | 00:49 | 0-0 | 0-0 | 0-0 | 0 0 0 | 0 0 0 | 0 | 0 | 0 | 0 0 0 | -1 | -1 | | |
| Team | | | | | 2 2 4 | 0 0 0 | 0 | 0 | 0 | 0 0 0 | | | | |
| Totals | 19:57 | 6-20 | 16-22 | 8 | 19 27 | 21 21 60 | 21 | 26 | 9 | 16 | 9 | 14 | | |
| Technical Fouls: NONE | | | | | | | | | | | | | | |

Georgia Tech - 16

Record: 4-5

| NO. Name | Min | FG M-A | 3P M-A | FT M-A | Rebounds OR DR TOT | Fouls PF FD | TP | AS | TO | ST | Blocks BS BA | + | Shooting By Period | |
|-----------------------|---------|--------|--------|--------|--------------------|-------------|----|----|----|-------|--------------|-----|--------------------------|-------------|
| 23 RJ Williams | F 21:57 | 2-6 | 0-0 | 2-2 | 0 2 2 | 3 3 6 | 1 | 3 | 1 | 0 1 1 | -9 | -9 | 1st FG% | 12-29 41.4% |
| 24 Abu Kigab | F 28:44 | 4-12 | 2-3 | 7-9 | 1 2 3 | 4 8 17 | 2 | 2 | 2 | 0 2 0 | -10 | -10 | 3PT% | 3-9 33.3% |
| 00 Marcus Dickinson | G 18:36 | 1-2 | 1-2 | 0-0 | 0 1 1 | 1 3 0 | 2 | 1 | 0 | 0 0 0 | -6 | -6 | FT% | 4-7 57.1% |
| 20 Justinian Jessup | G 37:21 | 1-11 | 1-6 | 0-0 | 1 3 4 | 2 1 3 | 2 | 3 | 0 | 2 1 1 | -17 | -17 | 2nd FG% | 12-29 41.4% |
| 21 Derrick Alston | G 37:37 | 6-13 | 2-6 | 2-3 | 0 6 6 | 2 3 16 | 2 | 3 | 1 | 1 1 1 | -14 | -14 | 3PT% | 3-9 33.3% |
| 25 Robin Jorch | 16:26 | 2-5 | 0-0 | 2-5 | 3 1 4 | 4 7 6 | 1 | 0 | 2 | 0 0 0 | -1 | -1 | GM FG% | 17-51 33.3% |
| 34 Alex Hobbs | 28:44 | 3-5 | 0-0 | 3-3 | 1 2 3 | 4 3 9 | 1 | 2 | 1 | 0 0 0 | -8 | -8 | 3PT% | 4-16 25.0% |
| 1 Marcus Shaver Jr. | 00:23 | 0-0 | 0-0 | 0-0 | 0 0 0 | 0 0 0 | 0 | 0 | 0 | 0 0 0 | 0 | 0 | FT% | 9-15 60.0% |
| 10 Rayl Dennis | 06:10 | 0-3 | 0-3 | 0-0 | 0 0 0 | 0 0 0 | 0 | 0 | 0 | 0 0 0 | 0 | 0 | Dead Ball Rebounds: 5, 0 | |
| 12 Max Rice | 03:13 | 0-0 | 0-0 | 0-0 | 0 0 0 | 0 0 0 | 0 | 0 | 0 | 0 0 0 | -5 | -5 | | |
| 11 Riley Abercrombie | 00:49 | 0-0 | 0-0 | 0-0 | 0 0 0 | 0 0 0 | 0 | 0 | 0 | 0 0 0 | -1 | -1 | | |
| Team | | | | | 2 2 4 | 0 0 0 | 0 | 0 | 0 | 0 0 0 | | | | |
| Totals | 19:57 | 6-20 | 16-22 | 8 | 19 27 | 21 21 60 | 21 | 26 | 9 | 16 | 9 | 14 | | |
| Technical Fouls: NONE | | | | | | | | | | | | | | |

Georgia Tech - 16

Record: 4-5

| NO. Name | Min | FG M-A | 3P M-A | FT M-A | Rebounds OR DR TOT | Fouls PF FD | TP | AS | TO | ST | Blocks BS BA | + | Shooting By Period | |
|-----------------------|---------|--------|--------|--------|--------------------|-------------|----|----|----|-------|--------------|-----|--------------------------|-------------|
| 23 RJ Williams | F 21:57 | 2-6 | 0-0 | 2-2 | 0 2 2 | 3 3 6 | 1 | 3 | 1 | 0 1 1 | -9 | -9 | 1st FG% | 12-29 41.4% |
| 24 Abu Kigab | F 28:44 | 4-12 | 2-3 | 7-9 | 1 2 3 | 4 8 17 | 2 | 2 | 2 | 0 2 0 | -10 | -10 | 3PT% | 3-9 33.3% |
| 00 Marcus Dickinson | G 18:36 | 1-2 | 1-2 | 0-0 | 0 1 1 | 1 3 0 | 2 | 1 | 0 | 0 0 0 | -6 | -6 | FT% | 4-7 57.1% |
| 20 Justinian Jessup | G 37:21 | 1-11 | 1-6 | 0-0 | 1 3 4 | 2 1 3 | 2 | 3 | 0 | 2 1 1 | -17 | -17 | 2nd FG% | 12-29 41.4% |
| 21 Derrick Alston | G 37:37 | 6-13 | 2-6 | 2-3 | 0 6 6 | 2 3 16 | 2 | 3 | 1 | 1 1 1 | -14 | -14 | 3PT% | 3-9 33.3% |
| 25 Robin Jorch | 16:26 | 2-5 | 0-0 | 2-5 | 3 1 4 | 4 7 6 | 1 | 0 | 2 | 0 0 0 | -1 | -1 | GM FG% | 17-51 33.3% |
| 34 Alex Hobbs | 28:44 | 3-5 | 0-0 | 3-3 | 1 2 3 | 4 3 9 | 1 | 2 | 1 | 0 0 0 | -8 | -8 | 3PT% | 4-16 25.0% |
| 1 Marcus Shaver Jr. | 00:23 | 0-0 | 0-0 | 0-0 | 0 0 0 | 0 0 0 | 0 | 0 | 0 | 0 0 0 | 0 | 0 | FT% | 9-15 60.0% |
| 10 Rayl Dennis | 06:10 | 0-3 | 0-3 | 0-0 | 0 0 0 | 0 0 0 | 0 | 0 | 0 | 0 0 0 | 0 | 0 | Dead Ball Rebounds: 5, 0 | |
| 12 Max Rice | 03:13 | 0-0 | 0-0 | 0-0 | 0 0 0 | 0 0 0 | 0 | 0 | 0 | 0 0 0 | -5 | -5 | | |
| 11 Riley Abercrombie | 00:49 | 0-0 | 0-0 | 0-0 | 0 0 0 | 0 0 0 | 0 | 0 | 0 | 0 0 0 | -1 | -1 | | |
| Team | | | | | 2 2 4 | 0 0 0 | 0 | 0 | 0 | 0 0 0 | | | | |
| Totals | 19:57 | 6-20 | 16-22 | 8 | 19 27 | 21 21 60 | 21 | 26 | 9 | 16 | 9 | 14 | | |
| Technical Fouls: NONE | | | | | | | | | | | | | | |

Georgia Tech - 16


Record: 4-5

| NO. Name | Min | FG M-A | 3P M-A | FT M-A | Rebounds OR DR TOT | Fouls PF FD | TP | AS | TO | ST | Blocks BS BA | + | Shooting By Period | |
|-----------------------|---------|--------|--------|--------|--------------------|-------------|----|----|----|-------|--------------|-----|--------------------------|-------------|
| 23 RJ Williams | F 21:57 | 2-6 | 0-0 | 2-2 | 0 2 2 | 3 3 6 | 1 | 3 | 1 | 0 1 1 | -9 | -9 | 1st FG% | 12-29 41.4% |
| 24 Abu Kigab | F 28:44 | 4-12 | 2-3 | 7-9 | 1 2 3 | 4 8 17 | 2 | 2 | 2 | 0 2 0 | -10 | -10 | 3PT% | 3-9 33.3% |
| 00 Marcus Dickinson | G 18:36 | 1-2 | 1-2 | 0-0 | 0 1 1 | 1 3 0 | 2 | 1 | 0 | 0 0 0 | -6 | -6 | FT% | 4-7 57.1% |
| 20 Justinian Jessup | G 37:21 | 1-11 | 1-6 | 0-0 | 1 3 4 | 2 1 3 | 2 | 3 | 0 | 2 1 1 | -17 | -17 | 2nd FG% | 12-29 41.4% |
| 21 Derrick Alston | G 37:37 | 6-13 | 2-6 | 2-3 | 0 6 6 | 2 3 16 | 2 | 3 | 1 | 1 1 1 | -14 | -14 | 3PT% | 3-9 33.3% |
| 25 Robin Jorch | 16:26 | 2-5 | 0-0 | 2-5 | 3 1 4 | 4 7 6 | 1 | 0 | 2 | 0 0 0 | -1 | -1 | GM FG% | 17-51 33.3% |
| 34 Alex Hobbs | 28:44 | 3-5 | 0-0 | 3-3 | 1 2 3 | 4 3 9 | 1 | 2 | 1 | 0 0 0 | -8 | -8 | 3PT% | 4-16 25.0% |
| 1 Marcus Shaver Jr. | 00:23 | 0-0 | 0-0 | 0-0 | 0 0 0 | 0 0 0 | 0 | 0 | 0 | 0 0 0 | 0 | 0 | FT% | 9-15 60.0% |
| 10 Rayl Dennis | 06:10 | 0-3 | 0-3 | 0-0 | 0 0 0 | 0 0 0 | 0 | 0 | 0 | 0 0 0 | 0 | 0 | Dead Ball Rebounds: 5, 0 | |
| 12 Max Rice | 03:13 | 0-0 | 0-0 | 0-0 | 0 0 0 | 0 0 0 | 0 | 0 | 0 | 0 0 0 | -5 | -5 | | |
| 11 Riley Abercrombie | 00:49 | 0-0 | 0-0 | 0-0 | 0 0 0 | 0 0 0 | 0 | 0 | 0 | 0 0 0 | -1 | -1 | | |
| Team | | | | | 2 2 4 | 0 0 0 | 0 | 0 | 0 | 0 0 0 | | | | |
| Totals | 19:57 | 6-20 | 16-22 | 8 | 19 27 | 21 21 60 | 21 | 26 | 9 | 16 | 9 | 14 | | |
| Technical Fouls: NONE | | | | | | | | | | | | | | |

Georgia Tech - 16

Record: 4-5

2019-20 BOX SCORES



Official Basketball Box Score - Final

Notre Dame at Georgia Tech

01/16/20 McCamish Pavilion, Atlanta, GA

2019-20 Men's Basketball

Game Time: 1:30 AM

Game Duration: 2:04

Attendance: 5,599

Officials: Tony Henderson, Raymie Syons, Brent Hampton

Notre Dame - 78

Record: 11-6 (2-4)

| NO. Name | Min | FG M/A | 3P M/A | FT M/A | Rebounds OR DR TOT | Fouls PF FD | TP | AS | TO | ST | Blocks BS BA | +/- |
|-------------------|---------|--------|--------|--------|--------------------|-------------|----|----|----|----|--------------|-----|
| 11 Juwan Durham | F 15:02 | 4-6 | 0-0 | 0-0 | 3 1 4 | 2 0 8 | 0 | 1 | 0 | 0 | 0 | -6 |
| 33 John Mooney | F 36:46 | 4-12 | 0-4 | 2-2 | 4 10 14 | 2 2 10 | 1 | 2 | 3 | 2 | 1 | 0 |
| 0 Rex Pflueger | G 32:11 | 0-4 | 0-3 | 0-0 | 0 5 5 | 2 1 0 | 0 | 2 | 2 | 1 | 0 | 0 |
| 3 Prentiss Hubb | G 34:28 | 8-16 | 3-8 | 6-8 | 1 2 3 | 2 6 25 | 3 | 2 | 2 | 0 | 0 | -1 |
| 10 T.J. Gibbs | G 35:36 | 6-12 | 2-4 | 3-4 | 1 0 1 | 4 4 17 | 3 | 1 | 0 | 0 | 0 | 8 |
| 14 Nate Laszewski | 15:14 | 1-4 | 0-3 | 1-1 | 0 1 1 | 2 2 3 | 0 | 0 | 0 | 0 | 1 | -1 |
| 23 Dane Goodwin | 30:43 | 5-11 | 3-4 | 2-4 | 0 3 3 | 4 2 15 | 0 | 0 | 0 | 0 | 0 | 14 |
| Team | | | | | 1 1 2 | 0 0 0 | 0 | 0 | 0 | 0 | 0 | |
| Totals | | 28-65 | 8-26 | 14-19 | 10 23 33 | 18 17 78 | 9 | 8 | 6 | 3 | 2 | 4 |

Technical Fouls:NONE

Dead Ball Rebounds: 4, 1

Georgia Tech - 74

Record: 9-9 (3-4)

| NO. Name | Min | FG M/A | 3P M/A | FT M/A | Rebounds OR DR TOT | Fouls PF FD | TP | AS | TO | ST | Blocks BS BA | +/- |
|-------------------|---------|--------|--------|--------|--------------------|-------------|----|----|----|----|--------------|-----|
| 4 Jordan Usher | F 30:49 | 4-10 | 0-2 | 0-0 | 0 3 3 | 0 1 8 | 2 | 1 | 2 | 1 | 0 | 5 |
| 5 Moses Wright | F 26:25 | 6-11 | 0-1 | 4-5 | 1 4 5 | 2 5 16 | 1 | 4 | 0 | 1 | 0 | -5 |
| 1 James Banks III | C 34:46 | 4-6 | 0-0 | 2-3 | 2 4 6 | 2 4 10 | 0 | 0 | 1 | 0 | 0 | -5 |
| 0 Michael Devoe | G 37:59 | 9-15 | 2-4 | 2-3 | 1 8 9 | 3 3 4 | 22 | 2 | 1 | 0 | 0 | 3 |
| 10 Jose Alvarado | G 33:06 | 3-7 | 1-4 | 0-0 | 0 5 5 | 1 1 7 | 9 | 3 | 0 | 0 | 0 | 1 |
| 11 Bubba Parham | 26:20 | 3-6 | 1-3 | 0-0 | 0 2 2 | 4 0 7 | 1 | 3 | 0 | 0 | 0 | -2 |
| 3 Evan Cole | 05:44 | 0-1 | 0-0 | 2-4 | 1 1 2 | 0 2 2 | 0 | 0 | 0 | 0 | 0 | 1 |
| 23 Asanti Price | 04:24 | 1-2 | 0-1 | 0-0 | 0 0 0 | 0 1 2 | 0 | 0 | 0 | 0 | 0 | -6 |
| 12 Khalid Moore | 00:27 | 0-0 | 0-0 | 0-0 | 0 0 0 | 1 0 0 | 0 | 0 | 0 | 0 | 0 | 0 |
| Team | | | | | 0 0 0 | 0 0 1 | 0 | 0 | 1 | 0 | 0 | |
| Totals | | 30-58 | 4-15 | 10-15 | 5 27 32 | 17 18 74 | 15 | 13 | 4 | 2 | 3 | -4 |

Technical Fouls:NONE

| | UND | GaTech |
|------------------|---------------------------|---------------------------|
| Biggest lead | 7 (1 st 6:33) | 6 (2 nd 10:19) |
| Best Scoring Run | 6 (1 st 12:09) | 7 (1 st 3:49) |
| Lead Changes | 10 | |
| Times Tied | 12 | |
| Time with Lead | 19:54 | 09:54 |

| Points from | UND | GaTech |
|---------------|-----|--------|
| Turnovers | 14 | 13 |
| Paint | 32 | 48 |
| Second Chance | 12 | 10 |
| Fast Breaks | 8 | 9 |
| Bench | 18 | 11 |

| Period by Period Scoring | | | |
|--------------------------|-----|-----|-----|
| | 1st | 2nd | TOT |
| UND | 29 | 49 | 78 |
| GaTech | 27 | 47 | 74 |

2019-20 BOX SCORES

NCAA

Official Basketball Box Score - Final

Morehouse at Georgia Tech

01/29/20 McCamish Pavilion, Atlanta

2019-20 Men's Basketball

Game Time: 12:30 PM

Game Duration: 1:53

Attendance: 4,133

Morehouse - 54

Record: 9-10

Officials: Pat Adams, Chuck Jones, Tony Greene

| NO. Name | Min | FG M-A | 3P M-A | FT M-A | Rebounds OR DR TOT | Fouls PF FD | TP | AS | TO | ST | Blocks BS BA | +/- | | | | |
|---------------------|-----|-----------|-----------|-----------|-----------------------|----------------|----|----|----|----|-----------------|-----|----|-----|-----|-----|
| 21 Kairo Whitfield | C | 13:59 | 1-4 | 0-0 | 0 2 | 2 | 4 | 2 | 0 | 1 | 1 | 0 | -9 | | | |
| 33 Olisa Akonobi | C | 22:52 | 1-4 | 0-0 | 2-2 | 1 3 | 4 | 1 | 1 | 4 | 2 | 2 | 0 | -17 | | |
| 1 Robert Andrews | G | 12:29 | 1-3 | 0-2 | 0 1 | 1 | 0 | 1 | 0 | 2 | 0 | 1 | 0 | -9 | | |
| 11 Michael Olmert | G | 32:55 | 4-7 | 0-0 | 1-4 | 0 4 | 4 | 1 | 1 | 7 | 9 | 3 | 2 | 0 | -23 | |
| 23 Tremell Gooden | G | 21:53 | 3-10 | 0-2 | 0-0 | 3 3 | 3 | 0 | 6 | 2 | 3 | 0 | 0 | 1 | -19 | |
| 25 Xavier Brewer | | 27:30 | 1-5 | 1-3 | 0-0 | 1 6 | 7 | 4 | 0 | 3 | 1 | 1 | 1 | 0 | -14 | |
| 3 Malik Kennedy | | 17:30 | 2-7 | 1-3 | 2-2 | 0 1 | 1 | 2 | 1 | 7 | 0 | 1 | 1 | 0 | -21 | |
| 22 Keith Heard | | 02:56 | 0-0 | 0-0 | 0 0 | 0 0 | 1 | 0 | 0 | 0 | 1 | 0 | 2 | 0 | -2 | |
| 2 Frank Bailey | | 00:59 | 0-0 | 0-0 | 0 0 | 0 0 | 1 | 0 | 0 | 0 | 0 | 0 | 0 | 0 | -4 | |
| 24 Julian Alexander | | 16:21 | 3-5 | 2-3 | 0-0 | 0 1 | 1 | 1 | 1 | 8 | 1 | 2 | 0 | 0 | -8 | |
| 15 Chris Brown | | 02:46 | 0-0 | 0-0 | 0 0 | 0 0 | 0 | 0 | 0 | 0 | 0 | 1 | 0 | 0 | 1 | |
| 20 Kevin Powell | | 08:15 | 1-2 | 0-0 | 0 1 | 1 | 2 | 0 | 2 | 2 | 0 | 2 | 1 | 1 | -16 | |
| 34 Devonte Butler | | 08:51 | 1-2 | 1-1 | 0 1 | 0 1 | 1 | 3 | 0 | 1 | 0 | 0 | 0 | 0 | 3 | |
| 5 Jayus Adley | | 06:06 | 1-2 | 0-0 | 2-4 | 1 0 | 1 | 0 | 2 | 4 | 1 | 0 | 0 | 0 | -1 | |
| 4 Jordan Sterling | | 04:38 | 2-4 | 0-1 | 0-0 | 1 1 | 2 | 0 | 0 | 4 | 0 | 1 | 0 | 0 | -1 | |
| Team | | | | | | 0 | 1 | 1 | | 0 | | | | | | |
| Totals | | 21:55 | 5-15 | 7-13 | 6 | 24 | 30 | 18 | 16 | 54 | 10 | 19 | 6 | 7 | 6 | -28 |

Shooting By Period

| | | | |
|--------|-------|-------|-------|
| 1st | FG% | 8-25 | 30.8% |
| 2nd | FG% | 3-16 | 18.7% |
| 3rd | FG% | 5-7 | 71.4% |
| 4th | FG% | 13-29 | 44.8% |
| FT% | 4-9 | 44.4% | |
| 3PT% | 2-6 | 33.3% | |
| GM FG% | 21-55 | 38.2% | |
| 3PT% | 5-15 | 33.3% | |
| FT% | 7-13 | 53.8% | |

Dead Ball Rebounds: 1,0

Georgia Tech - 82

Record: 10-11

Technical Fouls: NONE

| NO. Name | Min | FG M-A | 3P M-A | FT M-A | Rebounds OR DR TOT | Fouls PF FD | TP | AS | TO | ST | Blocks BS BA | +/- | | | | |
|---------------------|-----|-----------|-----------|-----------|-----------------------|----------------|----|----|----|----|-----------------|-----|---|---|----|----|
| 4 Jordan Usher | F | 13:56 | 4-5 | 0-1 | 1-1 | 0 | 3 | 2 | 9 | 6 | 1 | 4 | 0 | 0 | 16 | |
| 5 Moses Wright | F | 17:53 | 4-5 | 0-0 | 3-4 | 0 4 | 4 | 0 | 2 | 11 | 1 | 1 | 0 | 0 | 26 | |
| 12 Khalid Moore | F | 17:37 | 3-3 | 2-2 | 1 2 | 1 0 | 1 | 0 | 2 | 9 | 1 | 0 | 0 | 0 | 32 | |
| 1 James Banks III | C | 17:01 | 4-5 | 0-0 | 4-4 | 5 9 | 3 | 4 | 12 | 0 | 1 | 1 | 4 | 1 | 21 | |
| 10 Jose Alvarado | G | 18:56 | 4-9 | 1-3 | 0-0 | 0 1 | 1 | 2 | 0 | 9 | 3 | 1 | 1 | 0 | 31 | |
| 3 Evan Cole | | 21:35 | 3-10 | 1-2 | 0-0 | 4 6 | 10 | 2 | 0 | 7 | 1 | 2 | 0 | 2 | -6 | |
| 11 Bubba Parham | | 23:08 | 2-4 | 1-2 | 0-0 | 0 0 | 0 | 4 | 1 | 5 | 2 | 2 | 1 | 0 | 13 | |
| 23 Asanti Price | | 26:04 | 1-7 | 1-4 | 2-2 | 1 3 | 4 | 0 | 2 | 5 | 2 | 3 | 0 | 0 | 1 | 3 |
| 2 Shembari Phillips | | 19:02 | 2-9 | 0-3 | 3-4 | 1 3 | 4 | 1 | 4 | 7 | 5 | 0 | 0 | 0 | 1 | 2 |
| 14 David Didenko | | 15:30 | 1-5 | 1-4 | 0-0 | 0 3 | 3 | 0 | 1 | 3 | 0 | 1 | 1 | 1 | 1 | -3 |
| 13 Coleman Boyd | | 04:38 | 1-3 | 1-3 | 0-0 | 0 0 | 0 | 0 | 0 | 3 | 2 | 0 | 1 | 0 | 0 | 1 |
| 34 Niko Broadway | | 02:20 | 1-2 | 0-0 | 0 1 | 2 | 3 | 1 | 0 | 2 | 1 | 0 | 0 | 0 | 0 | 2 |
| 45 Shaheed Medlock | | 02:20 | 0-0 | 0-0 | 0 0 | 0 0 | 1 | 0 | 0 | 0 | 0 | 1 | 0 | 0 | 0 | 2 |
| Team | | | | | | 0 | 3 | 3 | | 0 | | | | | | |
| Totals | | 30:67 | 8-24 | 14-17 | 13 | 32 | 45 | 16 | 18 | 82 | 24 | 13 | 9 | 6 | 7 | 28 |


Technical Fouls: NONE

| | More | GaTech |
|------------------|---------------|----------------|
| Biggest lead | 0 (1st 20:00) | 33 (2nd 13:24) |
| Best Scoring Run | 5(2nd 8:06) | 11(1st 8:00) |
| Lead Changes | 0 | |
| Times Tied | 1 | |
| Time with Lead | 00:00 | 39:15 |

| Points from | More | GaTech |
|---------------|------|--------|
| Turnovers | 10 | 29 |
| Paint | 24 | 42 |
| Second Chance | 4 | 9 |
| Fast Breaks | 17 | 18 |
| Bench | 31 | 32 |

| Period by Period Scoring | | | | |
|--------------------------|------|----|----|----|
| | More | 22 | 32 | 54 |
| GaTech | 44 | 38 | 82 | |

Game Time: 5:00 PM
Game Duration: 1 hr
Attendance: 8,246



Official Basketball Box Score - Final
Gorgia Tech at Notre Dame

02/01/20 Purcell Pavilion at the Joyce Center, Notre Dame, IN
2019-20 Men's Basketball

Officials: Mike Eades, Brian Dorsey, Tommy Morrisroe

Gorgia Tech - 72

Record: 10-12 (4-7)

| NO. | Name | | Min | FG M-A | 3P M-A | FT M-A | Rebounds | | | Fouls | | TP | AS | TO | Blocks | | +/- | | | |
|---------------|-----------------|---|-------|-----------|-----------|-----------|----------|------|------|-------|----|----|----|----|--------|----|-----|---|---|----|
| | | | | | | | OR | DR | TOT | PF | FD | | | | BS | BA | | | | |
| 4 | Jordan Usher | F | 29:01 | 3-13 | 0-4 | 2-2 | 1 | 3 | 4 | 4 | 1 | 8 | 1 | 1 | 2 | 0 | -2 | | | |
| 5 | Moses Wright | F | 31:46 | 8-17 | 0-2 | 1-2 | 4 | 4 | 8 | 5 | 1 | 17 | 4 | 0 | 1 | 0 | 3 | | | |
| 12 | Khalid Moore | F | 13:09 | 0-6 | 0-1 | 0-0 | 1 | 1 | 2 | 1 | 0 | 0 | 0 | 0 | 0 | 1 | -12 | | | |
| 1 | James Banks III | C | 34:05 | 5-8 | 0-0 | 3-4 | 5 | 5 | 10 | 4 | 2 | 13 | 2 | 0 | 2 | 1 | -1 | | | |
| 10 | Jose Alvarado | G | 40:00 | 10-19 | 3-7 | 2-4 | 2 | 4 | 6 | 3 | 4 | 25 | 1 | 2 | 1 | 0 | -8 | | | |
| 11 | Bubba Parham | | 35:42 | 1-4 | 1-3 | 0-0 | 1 | 3 | 4 | 3 | 1 | 3 | 1 | 0 | 0 | 0 | -8 | | | |
| 3 | Evan Cole | | 16:17 | 3-7 | 0-1 | 0-0 | 4 | 1 | 5 | 2 | 0 | 6 | 0 | 1 | 0 | 0 | -12 | | | |
| Team | | | | | | | 2 | 1 | 3 | | | 0 | | 0 | | | | | | |
| Totals | | | | | | | 30-74 | 4-18 | 8-12 | 20 | 22 | 42 | 22 | 9 | 72 | 9 | 5 | 4 | 2 | -8 |

Technical Fouls:NONE

| Shooting By Period | | | 1st FG% | 2nd FG% | 3rd FG% | FT% |
|--------------------|------|-------|---------|---------|---------|-----|
| 1 st | FG% | 14-38 | 36.8% | | | |
| 2 nd | FG% | 16-36 | 44.4% | | | |
| 3 rd | FG% | 2-10 | 20.0% | | | |
| 4 th | FG% | 5-8 | 62.5% | | | |
| GM | FG% | 30-74 | 40.5% | | | |
| 3PT% | 4-18 | 22.2% | | | | |
| FT% | 8-12 | 66.7% | | | | |

Dead Ball Rebounds: 3.0

Notre Dame - 80

Record: 13-8 (4-6)

| NO. | Name | | Min | FG M-A | 3P M-A | FT M-A | Rebounds | | | Fouls | | TP | AS | TO | ST | Blocks | | +/- | | |
|---------------|----------------|---|-------|-----------|-----------|-----------|----------|------|-------|-------|----|----|----|----|----|--------|----|-----|---|---|
| | | | | | | | OR | DR | TOT | PF | FD | | | | | BS | BA | | | |
| 11 | Juwana Durham | F | 10:23 | 0-3 | 0-0 | 0-0 | 0 | 1 | 1 | 1 | 0 | 0 | 2 | 1 | 1 | 1 | 0 | -8 | | |
| 33 | John Mooney | F | 33:55 | 9-18 | 2-5 | 8-9 | 4 | 6 | 10 | 2 | 6 | 28 | 1 | 2 | 0 | 1 | 3 | 2 | | |
| 0 | Rex Pflueger | G | 30:27 | 3-3 | 2-2 | 5-6 | 1 | 1 | 2 | 1 | 4 | 13 | 3 | 2 | 1 | 0 | 0 | 11 | | |
| 3 | Prentiss Hubbs | G | 35:40 | 1-6 | 0-5 | 1-2 | 1 | 3 | 4 | 1 | 4 | 3 | 5 | 1 | 0 | 0 | 0 | 7 | | |
| 10 | T.J. Gibbs | G | 38:55 | 5-9 | 2-4 | 7-8 | 0 | 1 | 1 | 1 | 4 | 19 | 1 | 2 | 0 | 0 | 0 | 5 | | |
| 14 | Nate Laszewski | | 17:50 | 1-3 | 1-3 | 0-0 | 0 | 4 | 4 | 2 | 1 | 3 | 0 | 0 | 0 | 0 | 0 | 7 | | |
| 23 | Dane Goodwin | | 23:37 | 5-8 | 2-4 | 2-3 | 0 | 5 | 5 | 1 | 3 | 14 | 1 | 0 | 0 | 0 | 1 | 16 | | |
| 13 | Nikola Djogo | | 02:56 | 0-1 | 0-1 | 0-0 | 0 | 1 | 1 | 0 | 0 | 0 | 0 | 0 | 0 | 0 | 0 | 0 | | |
| 31 | Elijah Morgan | | 00:17 | 0-0 | 0-0 | 0-0 | 0 | 0 | 0 | 0 | 0 | 0 | 0 | 0 | 0 | 0 | 0 | 0 | | |
| Team | | | | | | | 1 | 3 | 4 | | | 0 | | 0 | | | | | | |
| Totals | | | | | | | 24-51 | 9-24 | 23-28 | 7 | 25 | 32 | 9 | 22 | 80 | 13 | 8 | 2 | 4 | 8 |

Technical Fouls:NONE

| Biggest lead | GT | ND | Points from | | Period by Period Scoring | | |
|---------------|----|----|-------------|----|--------------------------|-----|-----|
| | | | GT | ND | 1st | 2nd | 3rd |
| Turnovers | 4 | 6 | 4 | | | | |
| Paint | 44 | 18 | | | | | |
| Second Chance | 25 | 9 | | | | | |
| Fast Breaks | 1 | 6 | | | | | |
| Bench | 9 | 17 | | | | | |
| | | | | | | | |
| | | | | | | | |
| | | | | | | | |
| | | | | | | | |
| | | | | | | | |
| | | | | | | | |
| | | | | | | | |
| | | | | | | | |
| | | | | | | | |
| | | | | | | | |
| | | | | | | | |
| | | | | | | | |
| | | | | | | | |
| | | | | | | | |
| | | | | | | | |
| | | | | | | | |
| | | | | | | | |
| | | | | | | | |
| | | | | | | | |
| | | | | | | | |
| | | | | | | | |
| | | | | | | | |
| | | | | | | | |
| | | | | | | | |
| | | | | | | | |
| | | | | | | | |
| | | | | | | | |
| | | | | | | | |
| | | | | | | | |
| | | | | | | | |
| | | | | | | | |
| | | | | | | | |
| | | | | | | | |
| | | | | | | | |
| | | | | | | | |
| | | | | | | | |
| | | | | | | | |
| | | | | | | | |
| | | | | | | | |
| | | | | | | | |
| | | | | | | | |
| | | | | | | | |
| | | | | | | | |
| | | | | | | | |
| | | | | | | | |
| | | | | | | | |
| | | | | | | | |
| | | | | | | | |
| | | | | | | | |
| | | | | | | | |
| | | | | | | | |
| | | | | | | | |
| | | | | | | | |
| | | | | | | | |
| | | | | | | | |
| | | | | | | | |
| | | | | | | | |
| | | | | | | | |
| | | | | | | | |
| | | | | | | | |
| | | | | | | | |
| | | | | | | | |
| | | | | | | | |
| | | | | | | | |
| | | | | | | | |
| | | | | | | | |
| | | | | | | | |
| | | | | | | | |

Virginia Tech - 57

Record: 14-9 (5-7)

Coach: Roy Henson, Jr. Head Coach, James Brock, Jr. Assistant Coach

Shooting By Period

1st FG% 8-26 30.8%

3PT% 2-13 15.4%

FT% 0-4 0%

2nd FG% 13-29 44.8%

3PT% 2-10 20.0%

FT% 11-14 78.6%

GM FG% 21-55 38.2%

3PT% 4-23 17.4%

FT% 11-18 61.1%

Dead Ball Rebounds: 3, 2

| NO. Name | Min | FG M-A | 3P M-A | FT M-A | Rebounds OR DR TOT | Fouls FF FO TP | AS | TO | ST | Blocks BS BA | +/- |
|---------------------|---------|-----------|-----------|-----------|-----------------------|-------------------|----|----|----|-----------------|-----|
| 2 Landers Nolley II | F 27:17 | 4-14 | 1-9 | 1-2 | 2 5 7 3 | 3 5 10 | 2 | 3 | 0 | 0 | -28 |
| 14 P.J. Horne | F 26:33 | 2-4 | 1-2 | 0-2 | 0 3 3 3 | 3 1 5 | 0 | 1 | 0 | 1 | -28 |
| 3 Wabissa Bede | G 15:53 | 1-1 | 1-1 | 0-0 | 0 1 1 0 | 3 0 3 | 2 | 1 | 0 | 2 | -13 |
| 4 Nahiem Alleyne | G 30:03 | 2-5 | 1-4 | 0-0 | 1 2 3 2 | 3 2 5 | 2 | 1 | 0 | 0 | -12 |
| 23 Tyrece Radford | G 26:18 | 5-9 | 0-0 | 2-4 | 1 2 3 3 | 4 12 1 | 1 | 1 | 0 | 2 | -24 |
| 0 Hunter Cattoor | 18:34 | 1-5 | 0-2 | 0-0 | 0 2 2 0 | 1 2 3 | 0 | 0 | 0 | 0 | -2 |
| 15 Jalen Cone | 24:28 | 0-3 | 0-2 | 7-7 | 0 0 0 0 | 1 3 7 | 1 | 1 | 0 | 0 | -3 |
| 1 Isaiah Wilkins | 18:09 | 3-11 | 0-3 | 1-2 | 1 2 3 3 | 1 7 1 | 0 | 4 | 0 | 1 | 16 |
| 21 John Ojako | 04:53 | 1-1 | 0-0 | 0 | 0 1 1 0 | 2 0 0 | 0 | 0 | 0 | 0 | 2 |
| 24 Brandon Johnson | 07:52 | 2-2 | 0-0 | 0-1 | 2 3 5 2 | 1 4 0 | 0 | 0 | 0 | 0 | 7 |
| Team | | | | | 1 2 3 | 0 | 0 | 2 | | | |
| Totals | | 21-55 | 4-23 | 11-18 | 8 22 30 | 17 18 57 | 12 | 10 | 4 | 3 | -19 |

Technical Fouls: NONE

Georgia Tech - 76

Record: 11-12 (5-7)

Shooting By Period

1st FG% 16-29 55.2%

3PT% 4-8 50.0%

FT% 2-2 100%

2nd FG% 13-26 50.0%

3PT% 4-10 40.0%

FT% 8-19 42.1%

GM FG% 29-55 52.7%

3PT% 8-18 44.4%

FT% 10-21 47.6%

Dead Ball Rebounds: 5, 1

| NO. Name | Min | FG M-A | 3P M-A | FT M-A | Rebounds OR DR TOT | Fouls FF FO TP | AS | TO | ST | Blocks BS BA | +/- |
|---------------------|---------|-----------|-----------|-----------|-----------------------|-------------------|----|----|----|-----------------|-----|
| 4 Jordan Usher | F 29:09 | 3-5 | 0-1 | 2-2 | 0 3 3 3 | 3 2 6 | 2 | 2 | 0 | 0 | 15 |
| 5 Moses Wright | F 31:56 | 5-10 | 0-0 | 4-9 | 4 3 7 3 | 3 6 14 | 0 | 1 | 0 | 0 | 21 |
| 1 James Banks II | C 29:18 | 3-5 | 0-0 | 0-2 | 5 5 7 2 | 1 6 1 | 0 | 1 | 0 | 1 | 0 |
| 0 Michael Devoe | G 32:04 | 5-9 | 2-5 | 0-0 | 0 5 5 2 | 1 12 4 | 1 | 1 | 0 | 1 | 24 |
| 10 Jose Alvarado | G 29:14 | 8-14 | 3-6 | 1-2 | 1 2 3 2 | 2 20 6 | 1 | 2 | 0 | 1 | 23 |
| 11 Bubba Benham | 21:27 | 4-7 | 2-4 | 0-0 | 1 2 3 4 | 1 10 1 | 2 | 1 | 0 | 0 | 8 |
| 12 Khalid Moore | 16:48 | 0-2 | 0-0 | 3-4 | 0 3 3 0 | 3 3 1 | 1 | 0 | 1 | 1 | 2 |
| 2 Shembani Phillips | 03:06 | 1-1 | 1-1 | 0-2 | 0 1 1 0 | 1 3 0 | 0 | 0 | 0 | 0 | -7 |
| 14 David Dilsenko | 02:26 | 0-0 | 0-0 | 0 2 2 0 | 0 0 0 0 | 0 0 0 | 0 | 0 | 0 | 0 | -3 |
| 23 Asanti Price | 02:26 | 0-0 | 0-0 | 0 0 0 0 | 0 0 0 0 | 0 0 0 | 2 | 0 | 0 | 0 | -1 |
| 13 Coleman Boyd | 01:03 | 0-1 | 0-1 | 0-0 | 0 1 1 0 | 1 0 0 | 0 | 0 | 0 | 0 | -1 |
| 34 Niko Broadway | 01:03 | 0-1 | 0-0 | 0-0 | 1 0 1 0 | 1 0 0 | 0 | 0 | 0 | 0 | -1 |
| Team | | | | | 0 2 2 | 0 | 0 | 0 | | | |
| Totals | | 29-55 | 8-18 | 10-21 | 8 29 37 | 18 17 76 | 15 | 10 | 4 | 3 | 19 |

Technical Fouls: NONE

Biggest lead

0 (1st 20:00) 30 (2nd 13:21)

Best Scoring Run

6 (2nd 3:12) 10 (1st 7:10)

Lead Changes

0

Times Tied

0

Time with Lead

00:00 39:25

Points from Turnovers

11 14

Paint

22 34

Second Chance

10 6

Fast Breaks

8 8

Bench

22 18

Period by Period Scoring

1st 2nd TOT

VaTech

18 39 57

GaTech

38 38 76

Georgia Tech - 64

Record: 11-13 (5-8)

Officials: Bill Covington, Jr., A.J. Dess, Tim Connors

| NO. Name | Min | FG M-A | 3P M-A | FT M-A | Rebounds OR DR TOT | Fouls PF FO | TP | AS | TO | ST | Blocks BS BA | +/- | Shooting By Period | | | | | | |
|-------------------|---------|-----------|-----------|-----------|-----------------------|----------------|----|----|----|----|-----------------|-----|--------------------|-------------------------|-------|-------|--|--|--|
| 4 Jordan Usher | F 30:19 | 3-5 | 1-1 | 0-0 | 0 4 4 | 3 0 | 7 | 3 | 4 | 0 | 0 | 1 | -5 | 1 st FG% | 10-22 | 45.5% | | | |
| 5 Moses Wright | F 33:12 | 5-12 | 0-1 | 2-3 | 2 5 7 | 4 4 | 12 | 0 | 1 | 2 | 0 | 1 | -5 | FT% | 2-2 | 28.6% | | | |
| 1 James Banks III | C 28:52 | 3-6 | 0-0 | 1-5 | 4 7 11 | 5 5 | 7 | 1 | 4 | 0 | 3 | 1 | -7 | 2 nd FG% | 14-28 | 50.0% | | | |
| 0 Michael Devoe | G 38:06 | 7-10 | 3-5 | 5-5 | 0 2 2 | 3 3 | 22 | 7 | 8 | 0 | 0 | 0 | -7 | 3PT% | 4-9 | 44.4% | | | |
| 10 Jose Alvarado | G 36:50 | 3-8 | 1-4 | 2-2 | 0 4 4 | 4 1 | 9 | 4 | 1 | 0 | 0 | 0 | -9 | FT% | 8-13 | 61.5% | | | |
| 12 Khalid Moore | 05:43 | 2-2 | 0-0 | 0-0 | 1 0 1 | 2 0 | 4 | 0 | 0 | 0 | 0 | 0 | -5 | GM FG% | 24-50 | 48.0% | | | |
| 11 Bubba Parham | 26:58 | 1-7 | 1-5 | 0-0 | 1 1 2 | 4 2 | 3 | 3 | 1 | 0 | 0 | 0 | -13 | 3PT% | 6-16 | 37.5% | | | |
| Team | | | | | 3 1 4 | | 0 | 0 | 0 | | | | | FT% | 10-15 | 66.7% | | | |
| Totals | | 24-50 | 6-16 | 10-15 | 11 24 35 | 25 16 | 64 | 18 | 22 | 1 | 5 | 4 | -9 | Dead Ball Rebounds: 2 0 | | | | | |

Technical Fouls: NONE

Pitt - 73

Record: 15-9 (6-7)

| NO. Name | Min | FG M-A | 3P M-A | FT M-A | Rebounds OR DR TOT | Fouls PF FO | TP | AS | TO | ST | Blocks BS BA | +/- | Shooting By Period | | | | | | |
|---------------------------|---------|-----------|-----------|-----------|-----------------------|----------------|----|----|----|----|-----------------|-----|---------------------|---|-------|-------|--|--|--|
| 11 Justin Champagnie | F 38:12 | 12-17 | 3-4 | 3-3 | 4 5 9 | 0 2 30 | 0 | 0 | 2 | 1 | 1 | 9 | 1 st FG% | 10-28 | 35.7% | | | | |
| 21 Terrell Brown | C 18:38 | 2-5 | 0-0 | 5-6 | 3 3 6 | 5 3 | 8 | 0 | 2 | 2 | 2 | 1 | 9 | 3PT% | 1-6 | 16.7% | | | |
| 1 Xavier Johnson | G 40:00 | 2-10 | 0-2 | 7-8 | 1 2 3 | 3 8 | 11 | 7 | 0 | 3 | 0 | 1 | 9 | FT% | 7-8 | 87.5% | | | |
| 2 Trey McGowens | G 38:02 | 4-12 | 2-8 | 4-6 | 1 2 3 | 1 7 14 | 9 | 2 | 3 | 0 | 0 | 8 | 2 nd FG% | 14-29 | 48.3% | | | | |
| 5 Au/Diese Toney | G 35:57 | 3-7 | 0-2 | 0-2 | 2 3 5 | 1 2 | 6 | 0 | 2 | 1 | 0 | 2 | 7 | 3PT% | 4-10 | 40.0% | | | |
| 0 Eric Hamilton | 16:32 | 1-5 | 0-0 | 0-0 | 1 2 3 | 5 2 | 2 | 0 | 1 | 0 | 1 | 0 | -6 | FT% | 13-19 | 68.4% | | | |
| 4 Gerald Drumgoole Jr. | 04:48 | 0-1 | 0-0 | 0-0 | 0 0 0 | 1 0 | 0 | 0 | 1 | 0 | 0 | 0 | 3 | GM FG% | 24-57 | 42.1% | | | |
| 12 Abdoul Karim Coulibaly | 04:50 | 0-0 | 0-0 | 1-2 | 0 0 0 | 1 1 | 1 | 0 | 0 | 1 | 0 | 0 | 6 | 3PT% | 20-27 | 74.1% | | | |
| Team | | | | | 1 0 1 | | 0 | 0 | 0 | | | | | Dead Ball Rebounds: 2 0 | | | | | |
| Totals | | 24-57 | 5-16 | 20-27 | 13 17 30 | 17 25 | 73 | 16 | 8 | 12 | 4 | 5 | 9 | Technical Fouls: Coach 2 nd 4:50 | | | | | |

Technical Fouls: Coach 2nd 4:50

| Biggest lead | GT | | Pitt | | Points from Turnovers | GT | Pitt | Period by Period Scoring | | | |
|------------------|---------------------------|---------------------------|--------------------------|-----------------|-----------------------|-------|------|--------------------------|----|----|----|
| | 8 (1 st 15:21) | 11 (2 nd 1:39) | 1 st | 2 nd | | | | TOT | | | |
| Best Scoring Run | 8 (1 st 15:21) | | 9 (1 st 6:18) | | Paint | 36 24 | | GT | 24 | 40 | 64 |
| Lead Changes | 1 | | | | Second Chance | 10 14 | | Pitt | 28 | 45 | 73 |
| Times Tied | 3 | | | | Fast Breaks | 5 5 | | | | | |
| Time with Lead | 10:27 | 27:22 | | | Bench | 7 3 | | | | | |

2019-20 BOX SCORES


Official Basketball Box Score - Final
Louisville at Georgia Tech
 02/20/20 McCamish Pavilion, Atlanta
 2019-20 Men's Basketball

 Game Time: 8:00 PM
 Game Duration: 2:22
 Attendance: 5,501

Officials: Jamie Luckie, Jeffrey Anderson, Lamar Simpson

Louisville - 58

Record: 21-4 (12-3)

| NO. Name | | Min | FG | | | | 3P | | FT | | Rebounds | | Fouls | | TP | AS | TO | ST | Blocks | | +/- |
|----------------------|---|-------|-------|------|-------|----|----|----|----|----|----------|----|-------|---|----|----|-----|-------------------------|--------|-------|-------|
| | | | M | A | P | T | R | O | TR | OT | F | A | B | S | | | | | | | |
| 24 Dwayne Sutton | F | 30:18 | 3-6 | 0-3 | 3-4 | 3 | 7 | 10 | 4 | 5 | 9 | 0 | 0 | 2 | 1 | 0 | 0 | -13 | 1st FG | 8-23 | 34.8% |
| 33 Jordan Nwora | F | 23:58 | 1-6 | 0-4 | 0-0 | 0 | 3 | 3 | 2 | 1 | 2 | 2 | 4 | 1 | 0 | 0 | -1 | 3PT% | 1-7 | 14.3% | |
| 23 Steven Enoch | C | 14:03 | 2-4 | 0-0 | 0-0 | 0 | 2 | 2 | 4 | 2 | 4 | 1 | 0 | 0 | 1 | 1 | 0 | -10 | FT% | 9-12 | 75.0% |
| 0 Lamar Kimble | G | 21:39 | 0-5 | 0-2 | 2-2 | 0 | 2 | 2 | 1 | 1 | 2 | 2 | 2 | 2 | 0 | 0 | -9 | 2nd FG | 11-33 | 33.3% | |
| 2 Darius Perry | G | 14:42 | 0-1 | 0-1 | 1-2 | 0 | 0 | 0 | 2 | 1 | 1 | 1 | 1 | 0 | 0 | 0 | -15 | 3PT% | 2-17 | 11.8% | |
| 10 Samuel Williamson | | 23:10 | 1-2 | 1-1 | 2-2 | 1 | 2 | 3 | 2 | 1 | 5 | 1 | 2 | 1 | 1 | 1 | 0 | 1 | FT% | 5-12 | 68.7% |
| 13 David Johnson | | 23:58 | 6-13 | 0-1 | 4-7 | 2 | 3 | 5 | 5 | 6 | 16 | 2 | 4 | 0 | 0 | 2 | 8 | GM FG% | 19-56 | 33.9% | |
| 30 Ryan McMahon | | 20:41 | 1-8 | 1-8 | 0-0 | 0 | 1 | 1 | 2 | 0 | 3 | 1 | 0 | 0 | 0 | 0 | 3 | 3PT% | 3-24 | 12.5% | |
| 5 Malik Williams | | 27:31 | 5-11 | 1-4 | 5-7 | 6 | 2 | 8 | 5 | 16 | 0 | 3 | 1 | 1 | 1 | 1 | 6 | FT% | 17-24 | 70.8% | |
| Team | | | | | | 2 | 1 | 3 | 0 | 0 | 0 | | | | | | | Dead Ball Rebounds: 7.1 | | | |
| Totals | | | 19-56 | 3-24 | 17-24 | 14 | 23 | 37 | 27 | 22 | 58 | 10 | 16 | 7 | 4 | 4 | -6 | | | | |

Technical Fouls: NONE

Georgia Tech - 64

Record: 12-13 (6-8)

| NO. | Name | Min | FG | 3P | FT | Rebounds | | Fouls | TP | AS | TO | ST | Blocks | | +/- | Shooting By Period | | | | |
|--------|-----------------|---------|-------|------|-------|----------|----|-------|----|----|----|----|--------|----|-----|--------------------|-----------------------|-------|-------|-------|
| | | | | | | OR | DR | | | | | | TS | BS | | BA | 1st | FG% | 2nd | FG% |
| 4 | Jordan Usher | F 31:01 | 5-10 | 0-2 | 1-4 | 1 | 3 | 4 | 2 | 11 | 1 | 2 | 1 | 0 | 0 | 9 | 1st | FG% | 12:27 | 44.4% |
| 5 | Moses Wright | F 31:25 | 4-7 | 0-0 | 4-4 | 2 | 4 | 6 | 3 | 12 | 0 | 2 | 2 | 3 | 0 | 9 | 3PT% | 3-7 | 42.9% | |
| 1 | James Banks III | C 27:39 | 4-6 | 0-0 | 2-4 | 0 | 3 | 3 | 5 | 10 | 1 | 2 | 1 | 1 | 0 | 9 | FT% | 4-7 | 57.1% | |
| 0 | Michael Devoe | G 32:07 | 2-9 | 1-4 | 6-7 | 1 | 3 | 4 | 3 | 6 | 11 | 5 | 5 | 3 | 0 | 9 | 2nd | FG% | 8:19 | 42.9% |
| 10 | José Alvarado | G 33:15 | 5-11 | 3-6 | 5-6 | 1 | 2 | 3 | 3 | 9 | 18 | 2 | 5 | 0 | 0 | 13 | 3PT% | 1-7 | 14.3% | |
| 12 | Khalid Moore | 09:56 | 0-1 | 0-1 | 0-0 | 0 | 0 | 0 | 0 | 0 | 0 | 0 | 0 | 0 | 0 | -7 | FT% | 16-21 | 76.2% | |
| 3 | Evan Cole | 06:06 | 0-0 | 0-0 | 0-0 | 0 | 2 | 2 | 2 | 1 | 0 | 0 | 1 | 0 | 0 | -4 | GM FG% | 20-48 | 41.7% | |
| 11 | Bubba Parham | 28:31 | 0-2 | 0-1 | 2-3 | 0 | 4 | 4 | 2 | 3 | 2 | 3 | 1 | 2 | 0 | -2 | 3PT% | 4-14 | 28.6% | |
| | | | | | | | | | | | | | | | | | FT% | 20-28 | 71.4% | |
| Team | | | | | | 2 | 2 | 4 | | 0 | 0 | | | | | | Dead Ball Rebounds: 3 | | | |
| Totals | | | 20-46 | 4-14 | 20-28 | 7 | 23 | 30 | 22 | 27 | 64 | 12 | 18 | 9 | 4 | 4 | 6 | | | |

Technical Fouls: NONE

| Biggest lead | LOU | GaTech |
|------------------|---------------------------|----------------------------|
| | 0 (1 st 20:00) | 11 (1 st 13:00) |
| Best Scoring Run | 6 (2 nd 4:33) | 9 (1 st 16:42) |
| Lead Changes | 0 | 7 |
| Times Tied | 0 | 7 |
| Time with Lead | 00:00 | 39:35 |

| Shooting By Period | 1 st | 2 nd | 3 rd | 4 th | OT |
|---------------------|-----------------|-----------------|-----------------|-----------------|----|
| 1 st FG% | 12-27 | 44.4% | | | |
| 3PT% | 3-7 | 42.9% | | | |
| FT% | 4-7 | 57.1% | | | |
| 2 nd FG% | 8-19 | 42.1% | | | |
| 3PT% | 1-7 | 14.3% | | | |
| FT% | 16-21 | 76.2% | | | |
| GM FG% | 20-46 | 43.5% | | | |
| 3PT% | 4-14 | 28.6% | | | |
| FT% | 20-28 | 71.4% | | | |
| Dead Ball Rebounds: | 3 | 0 | | | |


Official Basketball Box Score - Final
Georgia Tech at Wake Forest
 02/20/20 LJVM Coliseum, Winston-Salem
 2019-20 Men's Basketball

 Game Time: 12:04 AM
 Game Duration: 2:06
 Attendance: 7,562

Officials: Brian Dorsey, Lee Cassel, Jeff Clark

Georgia Tech - 86

Record: 13-13 (7-8)

| Georgia Tech - @ | | | | | | | | | | | | | | Shooting By Period | | | |
|-----------------------|---------|-------|------|-------|---------|-------|----|----|----|----|--------|----|-----|---------------------------------|--|--|--|
| NO. Name | Min | FG | 3P | FT | Rebouts | Fouls | TP | AS | TO | ST | Blocks | BS | +/- | 1 st FG% 12:27 44.4% | | | |
| 4 Jordan Usher | F 24:42 | 2-4 | 1-1 | 5-6 | 1 6 7 | 4 5 | 10 | 2 | 3 | 0 | 1 | 1 | 0 | 3PT% 3-8 37.5% | | | |
| 5 Moses Wright | F 35:56 | 6-10 | 1-1 | 1-2 | 3 4 7 | 5 2 | 14 | 0 | 2 | 2 | 1 | 1 | 7 | FT% 10-14 71.4% | | | |
| 1 James Banks III | C 11:21 | 1-2 | 0-0 | 2-2 | 0 3 3 | 5 1 | 4 | 1 | 2 | 1 | 1 | 0 | 7 | 2 nd FG% 14:23 60.9% | | | |
| 0 Michael Devoe | G 36:46 | 9-14 | 2-4 | 4-5 | 1 4 5 | 4 4 | 24 | 5 | 3 | 0 | 0 | 1 | 10 | 3PT% 2-6 33.3% | | | |
| 10 Jose Alvarado | G 40:00 | 4-10 | 1-4 | 13-15 | 0 1 1 | 2 10 | 22 | 4 | 1 | 0 | 0 | 1 | 7 | FT% 19:25 78% | | | |
| 11 Bubba Parham | 24:35 | 1-4 | 0-3 | 1-2 | 0 1 1 | 2 1 | 3 | 0 | 0 | 0 | 0 | 0 | 3 | GM FG% 26-50 52.0% | | | |
| 3 Evan Cole | 19:57 | 3-4 | 0-1 | 3-7 | 0 7 7 | 3 3 | 9 | 0 | 0 | 1 | 0 | 0 | 11 | 3PT% 0-3 0% | | | |
| 12 Khalid Moore | 06:43 | 0-2 | 0-0 | 0-0 | 0 1 1 | 0 0 | 0 | 1 | 1 | 0 | 0 | 0 | -10 | FT% 29-39 74.4% | | | |
| Team | | | | | 4 1 5 | 0 | 0 | 1 | | | | | | Dead Ball Rebounds: 3.0 | | | |
| Totals | | 26-50 | 5-14 | 29-39 | 9 28 37 | 25 26 | 86 | 13 | 13 | 4 | 3 | 4 | 7 | | | | |
| Technical Fouls: NONE | | | | | | | | | | | | | | | | | |

Technical Fouls: NONE

Wake Forest - 79

Record: 11-15 (4-12)

| NO. | Name | Min | M-A | M-A | M-A | OR | DR | TO | PF | FD | TP | AS | TO | ST | BS | BA | +/- |
|-------------------------|-------------------|---------|-------|------|-------|-------|-------|-------|------|-----|-----|----|----|----|----|----|-----|
| 1 | Isiah Mucius | F 15:30 | 1-4 | 0-0 | 1-2 | 1 2 | 1 3 | 2 | 3 | 2 | 3 | 0 | 0 | 1 | 0 | 0 | -1 |
| 33 | Ody Oguama | F 19:19 | 0-0 | 0-0 | 4-4 | 0 3 | 3 3 | 5 | 5 | 4 | 0 | 1 | 0 | 1 | 0 | 0 | 4 |
| 0 | Brandon Childress | G 36:18 | 6-15 | 0-5 | 4-6 | 0 3 | 3 3 | 5 | 4 | 16 | 1 | 6 | 0 | 0 | 1 | 0 | -1 |
| 13 | Andrian White | G 20:44 | 2-4 | 1-3 | 0-0 | 0 3 | 3 3 | 2 | 1 | 5 | 0 | 1 | 0 | 0 | 0 | 0 | -9 |
| 23 | Chaudree Brown | G 25:38 | 4-9 | 1-3 | 4-5 | 3 4 | 0 7 | 2 | 3 | 13 | 1 | 1 | 2 | 0 | 2 | 1 | 1 |
| 30 | Olivier Sarr | 22:42 | 4-7 | 0-0 | 3-5 | 1 3 | 4 4 | 4 | 4 | 11 | 0 | 2 | 0 | 2 | 0 | 0 | -15 |
| 25 | Ismael Massoud | 20:54 | 3-5 | 2-4 | 3-4 | 0 0 | 2 2 | 2 2 | 11 | 1 | 0 | 1 | 1 | 1 | 0 | 3 | 3 |
| 11 | Torry Johnson | 11:36 | 0-1 | 0-0 | 0-0 | 0 0 | 0 0 | 0 0 | 3 | 0 | 1 | 0 | 0 | 0 | 0 | 0 | -9 |
| 4 | Jahcobi Neath | 27:19 | 5-6 | 1-1 | 5-7 | 0 2 | 2 2 | 2 4 | 16 | 3 | 1 | 0 | 0 | 0 | 0 | 0 | -7 |
| Team | | | | | | 0 0 0 | | | 0 0 | | | | | | | | |
| Totals | | | 25-51 | 5-16 | 24-33 | 5 22 | 27 26 | 25 79 | 7 12 | 4 4 | 3 3 | -7 | | | | | |
| Dead Ball Rebounds: 2-0 | | | | | | | | | | | | | | | | | |

Technical Fouls: NONE

| Biggest lead | GT | Wake |
|------------------|---------------------------|----------------------------|
| | 13 (1 st 3:49) | 2 (1 st 15:24) |
| Best Scoring Run | 9 (1 st 5:46) | 11 (2 nd 17:26) |
| Lead Changes | 8 | 7 |
| Times Tied | 9 | 12 |
| Time with Lead | 32:20 | 02:23 |

| Shooting By Period | 1 st | 2 nd | 3 rd | 4 th | OT |
|---------------------|-----------------|-----------------|-----------------|-----------------|----|
| 1 st FG% | 13-27 | 48.1% | | | |
| 3PT% | 4-9 | 44.4% | | | |
| FT% | 8-13 | 61.5% | | | |
| 2 nd FG% | 11-25 | 44.0% | | | |
| 3PT% | 2-6 | 33.3% | | | |
| FT% | 10-13 | 76.9% | | | |
| GM FG% | 24-52 | 46.2% | | | |
| 3PT% | 6-15 | 40.0% | | | |
| FT% | 18-26 | 69.2% | | | |
| Dead Ball Rebounds: | 2 | 0 | | | |


Official Basketball Box Score - Final
Georgia Tech at Syracuse
 02/20/20 Carrier Dome, Syracuse
 2019-20 Men's Basketball

 Game Time: 4:00 PM
 Game Duration: 2:01
 Attendance: 26,661

Officials: Mike Roberts, Job Harriss, Justin Porterfield

Georgia Tech - 72

Record: 13-14 (7-9)

| NO. Name | Min | FG | 3P | FT | Rebounds | | | Fouls | TP | AS | TO | ST | Blocks | | Shooting By Period | |
|-------------------|---------|-------|------|-------|----------|----|-----|-------|----|----|----|----|--------|----|---------------------|---------------------------------|
| | | | | | OR | DR | FTL | | | | | | BS | BA | 1 st FG% | 2 nd FG% |
| 4 Jordan Usher | F 29:14 | 1-8 | 1-2 | 2-3 | 1 | 7 | 8 | 3 | 5 | 3 | 2 | 1 | 0 | 2 | -13 | 3PT% 4-9 44.4% |
| 5 Moses Wright | F 38:09 | 14-17 | 0-0 | 5-8 | 3 | 7 | 10 | 7 | 33 | 2 | 4 | 0 | 0 | 0 | -7 | FT% 8-13 61.5% |
| 1 James Banks III | C 30:15 | 3-7 | 0-0 | 2-5 | 1 | 0 | 1 | 5 | 4 | 0 | 2 | 0 | 0 | 1 | 2 | 2 nd FG% 11-25 44.0% |
| 0 Michael Devoe | G 32:29 | 2-6 | 2-4 | 5-6 | 0 | 2 | 2 | 3 | 11 | 4 | 3 | 0 | 0 | 0 | 2 | 3PT% 2-6 33.3% |
| 10 Jose Alvarado | G 39:24 | 3-8 | 2-6 | 0-0 | 0 | 2 | 2 | 5 | 1 | 6 | 3 | 3 | 0 | 0 | -6 | FT% 10-13 76.9% |
| 3 Evan Cole | 07:17 | 0-2 | 0-0 | 2-2 | 2 | 1 | 3 | 4 | 1 | 2 | 0 | 0 | 0 | 0 | -3 | GM FG% 24-52 46.2% |
| 11 Bubba Parham | 23:03 | 1-4 | 1-3 | 2-2 | 0 | 2 | 2 | 2 | 1 | 5 | 0 | 0 | 0 | 0 | -8 | 3PT% 1-5 20.0% |
| 12 Khalid Moore | 00:09 | 0-0 | 0-0 | 0-0 | 0 | 0 | 0 | 0 | 0 | 0 | 0 | 0 | 0 | 0 | -2 | FT% 18-26 69.2% |
| Team | | | | | 1 | 3 | 4 | 0 | 0 | 1 | 1 | 0 | 0 | 0 | 0 | Dead Ball Rebounds |
| Totals | | 24-52 | 6-15 | 18-26 | 8 | 24 | 32 | 26 | 20 | 72 | 18 | 17 | 4 | 0 | 3 | -7 |

Technical Fouls: NONE

Syracuse - 79

Record: 15-12 (8-8)

| Shooting By Period | | | | | | | | | | | | | |
|----------------------|---------|-------|------|-------|----------|-------|----|----|----|----|--------|----|-----|
| NO. Name | Min | FG | 3P | FT | Rebounds | Fouls | TP | AS | TO | ST | Blocks | BS | +/- |
| 21 Marek Dolezal | F 31:04 | 4-6 | 0-0 | 12-12 | 2 3 5 | 3 8 | 20 | 1 | 2 | 0 | 0 | 0 | 11 |
| 33 Elijah Hughes | F 40:00 | 5-12 | 2-6 | 8-10 | 0 7 7 | 3 8 | 20 | 7 | 4 | 0 | 0 | 0 | 7 |
| 34 Bourama Sidibe | F 24:58 | 3-5 | 0-0 | 0-3 | 1 9 10 | 5 4 | 6 | 0 | 2 | 3 | 1 | 0 | 11 |
| 11 Joseph Girard III | G 38:24 | 5-15 | 2-5 | 3-5 | 0 2 2 | 3 3 | 15 | 3 | 4 | 2 | 0 | 0 | 10 |
| 30 Buddy Boehne | G 38:24 | 5-8 | 1-3 | 2-2 | 0 1 1 | 1 1 | 13 | 0 | 1 | 0 | 0 | 0 | 10 |
| 1 Quincy Guerrier | 15:48 | 1-3 | 0-0 | 1-2 | 0 1 1 | 4 3 | 0 | 0 | 0 | 0 | 2 | 0 | -7 |
| 0 Brycen Goodine | 04:53 | 0-1 | 0-0 | 0-0 | 0 0 0 | 1 0 | 0 | 0 | 0 | 0 | 0 | 0 | -3 |
| 10 Howard Washington | 01:36 | 0-1 | 0-0 | 0-0 | 0 0 0 | 0 0 | 0 | 0 | 0 | 0 | 0 | 0 | -3 |
| 14 Jesse Edwards | 04:53 | 0-0 | 0-0 | 2-2 | 0 0 0 | 0 1 | 2 | 0 | 0 | 0 | 0 | 0 | -1 |
| Team | | | | | 4 3 7 | 0 | 0 | | | | | | |
| Totals | | 23-51 | 5-14 | 28-36 | 7 26 33 | 20 26 | 79 | 12 | 12 | 6 | 3 | 0 | 7 |

Technical Fouls: NONE

| Biggest lead | GAT | SYR |
|------------------|---------------------------|---------------------------|
| | 12 (1 st 1:50) | 10 (2 nd 1:25) |
| Best Scoring Run | 8 (1 st 11:00) | 8 (2 nd 1:25) |
| Lead Changes | 2 | 3 |
| Times Tied | 2 | 9 |
| Time with Lead | 27:31 | 10:51 |

| Shooting By Period | 1 st | 2 nd | 3 rd | 4 th | OT |
|---------------------|-----------------|-----------------|-----------------|-----------------|----|
| 1 st FG% | 7-26 | 26.9% | | | |
| 3PT% | 3-8 | 37.5% | | | |
| FT% | 10-10 | 100% | | | |
| 2 nd FG% | 16-25 | 64.0% | | | |
| 3PT% | 2-6 | 33.3% | | | |
| FT% | 18-26 | 69.2% | | | |
| GM FG% | 23-51 | 45.1% | | | |
| 3PT% | 5-14 | 35.7% | | | |
| FT% | 28-36 | 77.8% | | | |
| Dead Ball Rebounds: | 5 | 0 | | | |


Official Basketball Box Score - Final
Clemson at Georgia Tech
 02/20/20 McCamish Pavilion, Atlanta
 2019-20 Men's Basketball

 Game Time: 9:00 PM
 Game Duration: 1:59
 Attendance: 4,763

Officials: Ted Valentine, Ron Groover, Pat Driscoll

Clemson - 59

Record: 14-13 (8-9)

| Shooting By Period | | | | | | | | | | | | | |
|-------------------------|---------|-------|-----|-----|----------|--------|----|----|----|----|--------|-----|-----|
| NO. Name | Min | FG | 3P | FT | Rebounds | Fouls | TP | AS | TO | ST | Blocks | BS | +/- |
| 25 Aamir Simms | F 35:16 | 10-16 | 1-4 | 2-3 | 5 3 6 | 23 2 6 | 1 | 2 | 0 | 1 | 2 | 0 | -11 |
| 0 Clyde Trapp | G 15:47 | 1-2 | 0-1 | 0-0 | 0 2 2 | 0 0 2 | 2 | 1 | 3 | 0 | 0 | -5 | |
| 2 Al-Amir Dawes | G 35:27 | 4-10 | 1-4 | 1-2 | 0 5 5 | 1 2 10 | 4 | 3 | 4 | 0 | 0 | -3 | |
| 13 Tevin Mack | G 32:20 | 4-12 | 0-4 | 1-2 | 1 2 3 | 3 1 9 | 2 | 1 | 2 | 1 | 2 | -5 | |
| John Newman III | G 27:46 | 1-7 | 0-1 | 0-1 | 1 2 3 | 1 2 2 | 4 | 1 | 0 | 0 | 1 | -17 | |
| 0 Darius Scott | F 11:01 | 0-3 | 0-0 | 0-0 | 0 0 0 | 0 0 0 | 0 | 0 | 0 | 0 | 0 | -6 | |
| 5 Hunter Tunley | 16:35 | 3-5 | 0-2 | 4-4 | 1 3 4 | 1 3 | 10 | 1 | 0 | 1 | 0 | 0 | |
| 21 Khavon Moore | 05:15 | 0-0 | 0-0 | 0-0 | 0 0 0 | 1 0 0 | 0 | 0 | 1 | 1 | 0 | 0 | |
| 12 Alex Hemmaway | 15:49 | 0-3 | 0-3 | 0-0 | 1 1 2 | 1 0 0 | 0 | 0 | 0 | 0 | 0 | -16 | |
| 55 Trey Jernison | 04:44 | 0-0 | 0-0 | 0-0 | 0 0 0 | 1 0 0 | 0 | 0 | 0 | 0 | 0 | 2 | |
| Total | | | | | | | | | | | | | |
| Dead Ball Rebounds: 3.1 | | | | | | | | | | | | | |



2019-20 BOX SCORES



Official Basketball Box Score - Final
Miami (FL) at Georgia Tech
02/29/20 McCamish Pavilion, Atlanta
2019-20 Men's Basketball

Game Time: 8:00 PM
Game Duration: 1:58
Attendance: 6,681

Officials: Roger Ayers, Nathan Farnell, Mark Schnur

Miami (FL) - 57

Record: 14-14 (6-12)

| NO. | Name | Min | FG | 3P | FT | Rebounds | Fouls | TP | AS | TO | ST | Blocks | +/- |
|--------|-----------------|---------|-------|------|-------|-----------|-------|----|----|----|----|--------|-----|
| | | | M-A | M-A | M-A | OR DR TOT | PF PD | | | | | BS BA | |
| 4 | Keith Stone | F 24:40 | 1-5 | 0-2 | 0-0 | 1 0 1 | 4 2 | 2 | 1 | 1 | 0 | 1 1 | 4 |
| 14 | Rodney Miller | C 29:42 | 3-5 | 0-0 | 2-2 | 1 3 4 | 3 1 | 8 | 2 | 1 | 4 | 1 0 | 2 |
| 0 | Chris Lykes | G 30:37 | 5-13 | 2-5 | 2-4 | 1 4 5 | 4 2 | 14 | 0 | 3 | 2 | 0 1 | 8 |
| 1 | DJ Vasiljevic | G 26:52 | 1-7 | 0-5 | 3-4 | 0 5 5 | 0 4 | 5 | 0 | 0 | 2 | 0 0 | 2 |
| 2 | Isaiah Wong | G 25:24 | 3-8 | 0-1 | 0-0 | 4 2 6 | 3 0 | 6 | 0 | 4 | 1 | 1 0 | -5 |
| 21 | Sam Waardenburg | 25:13 | 1-4 | 0-1 | 3-4 | 2 1 3 | 1 3 | 5 | 0 | 3 | 1 | 1 0 | -17 |
| 23 | Kameron McGusty | 25:46 | 5-10 | 0-2 | 1-1 | 1 4 5 | 3 2 | 11 | 1 | 4 | 1 | 0 0 | -12 |
| 5 | Harford Beverly | 11:46 | 3-8 | 0-1 | 0-1 | 0 1 1 | 1 2 | 6 | 0 | 1 | 0 | 1 1 | -12 |
| Team | | | | | | 2 1 3 | | 0 | | | | | |
| Totals | | | 22-60 | 2-17 | 11-16 | 12 21 33 | 19 16 | 57 | 4 | 17 | 11 | 5 3 | -6 |

| Shooting By Period | | |
|--------------------|-------|-------|
| 1st FG% | 12-31 | 38.7% |
| 3PT% | 0-8 | 0.0% |
| FT% | 0-1 | 0% |
| 2nd FG% | 10-29 | 34.5% |
| 3PT% | 2-9 | 22.2% |
| FT% | 11-15 | 73.3% |
| GM FG% | 22-60 | 36.7% |
| 3PT% | 2-17 | 11.8% |
| FT% | 11-16 | 68.8% |

Dead Ball Rebounds: 1, 0

Technical Fouls: NONE

Georgia Tech - 63

Record: 15-14 (9-9)

| NO. | Name | Min | FG | 3P | FT | Rebounds | Fouls | TP | AS | TO | ST | Blocks | +/- |
|--------|-----------------|---------|-------|------|-------|-----------|-------|----|----|----|----|--------|-----|
| | | | M-A | M-A | M-A | OR DR TOT | PF PD | | | | | BS BA | |
| 4 | Jordan Usher | F 25:28 | 2-9 | 0-2 | 1-3 | 2 3 5 | 2 2 | 5 | 2 | 2 | 1 | 0 0 | 0 |
| 5 | Moses Wright | F 32:42 | 3-10 | 0-0 | 3-4 | 1 7 8 | 3 2 | 9 | 1 | 3 | 0 | 1 0 | 13 |
| 1 | James Banks III | C 32:04 | 4-6 | 0-0 | 5-8 | 7 7 14 | 3 4 | 13 | 1 | 2 | 2 | 2 1 | -1 |
| 0 | Michael Devoe | G 34:52 | 6-12 | 1-3 | 1-2 | 1 5 6 | 0 2 | 14 | 2 | 4 | 1 | 0 1 | 7 |
| 10 | Jose Alvarado | G 36:57 | 7-15 | 1-6 | 1-2 | 0 4 4 | 3 4 | 16 | 2 | 6 | 7 | 0 2 | 7 |
| 3 | Evan Cole | 11:05 | 2-4 | 0-0 | 2-3 | 3 1 4 | 1 2 | 6 | 1 | 1 | 0 | 0 0 | 8 |
| 11 | Bubba Parham | 22:10 | 0-3 | 0-2 | 0-0 | 1 1 2 | 3 3 | 0 | 2 | 0 | 1 | 0 1 | -6 |
| 12 | Khalid Moore | 04:42 | 0-1 | 0-0 | 0-0 | 0 1 1 | 1 0 | 0 | 0 | 0 | 0 | 0 0 | 2 |
| Team | | | | | | 3 1 4 | | 0 | | | | | |
| Totals | | | 24-60 | 2-13 | 13-22 | 18 30 48 | 16 19 | 63 | 11 | 18 | 12 | 3 5 | 6 |

| Shooting By Period | | |
|--------------------|-------|-------|
| 1st FG% | 10-33 | 48.5% |
| 3PT% | 1-6 | 16.7% |
| FT% | 7-12 | 58.3% |
| 2nd FG% | 8-27 | 29.6% |
| 3PT% | 1-7 | 14.3% |
| FT% | 6-10 | 60% |
| GM FG% | 24-60 | 40.0% |
| 3PT% | 2-13 | 15.4% |
| FT% | 13-22 | 59.1% |

Dead Ball Rebounds: 6, 0

Technical Fouls: NONE

| | Miami | GaTech | Points from | | Miami | GaTech | Period by Period Scoring | | |
|------------------|---------------|----------------|---------------|----|-------|--------|--------------------------|-----|-----|
| Biggest lead | 3 (1st 15:55) | 20 (2nd 15:53) | Turnovers | 18 | 20 | Miami | 1st | 2nd | TOT |
| Best Scoring Run | 16 (2nd 7:37) | 13 (1st 1:56) | Paint | 36 | 40 | | 24 | 33 | 57 |
| Lead Changes | 7 | 1 | Second Chance | 6 | 12 | GaTech | 40 | 23 | 63 |
| Times Tied | 3 | | Fast Breaks | 18 | 13 | | | | |
| Time with Lead | 04:57 | 32:44 | Bench | 22 | 6 | | | | |



Official Basketball Box Score - Final
Pittsburgh at Georgia Tech
03/04/20 McCamish Pavilion, Atlanta
2019-20 Men's Basketball

Game Time: 5:00 PM
Game Duration: 2:14
Attendance: 4,746

Officials: Lee Cassel, Mike Roberts, Keith Kimble

Pittsburgh - 57

Record: 15-16 (6-14)

| NO. | Name | Min | FG | 3P | FT | Rebounds | Fouls | TP | AS | TO | ST | Blocks | +/- |
|--------|------------------------|---------|-------|------|-------|-----------|-------|----|----|----|----|--------|-----|
| | | | M-A | M-A | M-A | OR DR TOT | PF PD | | | | | BS BA | |
| 11 | Justin Champagne | F 37:04 | 2-8 | 0-1 | 7-7 | 1 1 2 | 2 2 | 11 | 1 | 1 | 0 | 2 3 | -14 |
| 21 | Terrell Brown | C 13:54 | 1-2 | 0-0 | 0-0 | 0 1 1 | 0 0 | 2 | 0 | 1 | 0 | 1 0 | -13 |
| 1 | Xavier Johnson | G 29:45 | 2-7 | 2-3 | 2-2 | 1 0 1 | 6 5 | 8 | 2 | 6 | 2 | 1 2 | -12 |
| 2 | Trey McGowens | G 26:04 | 1-5 | 0-0 | 2-4 | 0 2 2 | 3 3 | 4 | 3 | 2 | 2 | 0 0 | -8 |
| 5 | Au'Diese Toney | G 37:23 | 3-14 | 1-2 | 1-3 | 3 1 4 | 1 4 | 8 | 0 | 5 | 2 | 0 4 | -14 |
| 0 | Eric Hamilton | 22:32 | 4-8 | 0-0 | 4-7 | 3 6 9 | 2 6 | 12 | 0 | 0 | 0 | 0 0 | 2 |
| 4 | Gerald Drumgoole Jr. | 17:18 | 2-4 | 1-2 | 1-2 | 1 3 4 | 2 1 | 6 | 1 | 1 | 0 | 0 1 | -5 |
| 24 | Ryan Murphy | 08:44 | 2-5 | 2-4 | 0-0 | 0 0 0 | 0 0 | 6 | 0 | 2 | 0 | 0 0 | -8 |
| 12 | Abdoul Karim Coulibaly | 02:26 | 0-0 | 0-0 | 0-0 | 0 0 0 | 0 0 | 0 | 0 | 0 | 0 | 0 0 | -4 |
| 13 | KJ Marshall | 01:34 | 0-1 | 0-1 | 0-0 | 0 0 0 | 0 0 | 0 | 0 | 0 | 0 | 0 0 | -1 |
| 22 | Anthony Starzynski | 01:14 | 0-1 | 0-1 | 0-0 | 0 0 0 | 0 0 | 0 | 0 | 0 | 0 | 0 0 | -1 |
| 23 | Samson George | 01:14 | 0-0 | 0-0 | 0-0 | 0 0 0 | 0 0 | 0 | 0 | 0 | 0 | 0 0 | -1 |
| 14 | Curtis Alken Jr. | 01:08 | 0-0 | 0-0 | 0-0 | 1 0 1 | 0 0 | 0 | 0 | 0 | 0 | 0 0 | -1 |
| Team | | | | | | 4 3 7 | | 0 | | | | | |
| Totals | | | 17-55 | 6-14 | 17-25 | 14 17 31 | 16 21 | 57 | 7 | 18 | 6 | 4 10 | -16 |

Technical Fouls: Johnson 2nd 4:56

Georgia Tech - 73

Record: 16-14 (10-9)

| NO. | Name | Min | FG | 3P | FT | Rebounds | Fouls | TP | AS | TO | ST | Blocks | +/- |
|--------|-------------------|---------|-------|------|-------|-----------|-------|----|----|----|----|--------|-----|
| | | | M-A | M-A | M-A | OR DR TOT | PF PD | | | | | BS BA | |
| 4 | Jordan Usher | F 29:25 | 4-6 | 1-2 | 1-2 | 1 3 4 | 2 3 | 10 | 4 | 2 | 1 | 1 1 | 7 |
| 5 | Moses Wright | F 26:04 | 4-9 | 0-0 | 0-0 | 1 2 3 | 2 0 | 8 | 3 | 2 | 0 | 1 2 | 0 |
| 1 | James Banks III | C 32:02 | 1-6 | 0-0 | 0-0 | 2 8 10 | 4 1 | 2 | 2 | 2 | 4 | 4 0 | 20 |
| 0 | Michael Devoe | G 29:42 | 4-7 | 3-4 | 2-2 | 0 1 1 | 2 2 | 13 | 3 | 5 | 1 | 1 0 | 10 |
| 2 | Shembari Phillips | G 01:50 | 1-1 | 1-1 | 0-0 | 0 0 0 | 0 0 | 3 | 0 | 0 | 0 | 0 0 | 3 |
| 10 | Jose Alvarado | 34:53 | 8-16 | 2-6 | 5-5 | 1 7 8 | 3 5 | 23 | 5 | 2 | 3 | 1 1 | 20 |
| 11 | Bubba Parham | 07:40 | 0-1 | 0-1 | 0-0 | 0 0 0 | 1 0 | 0 | 1 | 2 | 1 | 0 0 | -4 |
| 3 | Evan Cole | 21:35 | 4-7 | 0-1 | 2-2 | 3 5 8 | 4 2 | 10 | 1 | 0 | 1 | 2 0 | 16 |
| 12 | Khalid Moore | 16:49 | 1-2 | 0-0 | 2-2 | 0 2 2 | 4 2 | 4 | 1 | 1 | 0 | 0 0 | 8 |
| Team | | | | | | 3 0 3 | | 0 | | | | | |
| Totals | | | 27-55 | 7-15 | 12-13 | 11 28 39 | 22 15 | 73 | 20 | 19 | 11 | 10 4 | 16 |

Technical Fouls: Cole 2nd 11:00

| | Pitt | GaTech | | | | | | | |
|------------------|----------------------------|---------------------------|-----------------------|------|--------|--------------------------|--------|-----|----|
| Biggest lead | 0 (1 st 20:00) | 21 (2 nd 5:57) | Points from Turnovers | Pitt | GaTech | Period by Period Scoring | | | |
| Best Scoring Run | 11 (2 nd 19:27) | 8 (1 st 6:07) | Paint | 16 | 34 | 1st | 2nd | TOT | |
| Lead Changes | 0 | | Second Chance | 14 | 11 | Pitt | 21 | 36 | 57 |
| Times Tied | 0 | | Fast Breaks | 3 | 12 | | GaTech | 30 | 43 |
| Time with Lead | 00:00 | 38:41 | Bench | 24 | 37 | | | | |

MISCELLANEOUS

Starting Lineups

| Game | Opponent | Result | C | F | G/F | G | G | Lineup# | Record |
|------|-------------------|---------------|-----------|--------|-------|----------|-------|---------|--------|
| N5 | at NC State | W, 82-81 (ot) | Banks III | Wright | Moore | Alvarado | Devoe | 1 | 1-0 |
| N11 | ELON | W, 64-41 | Banks III | Wright | Moore | Parham | Devoe | 2 | 1-0 |
| N20 | at Georgia | L, 78-82 | Banks III | Wright | Moore | Alvarado | Devoe | 1 | 1-1 |
| N25 | ARKANSAS | L, 61-62 (ot) | Banks III | Wright | Moore | Parham | Devoe | 2 | 1-1 |
| D1 | BETHUNE-COOKMAN | W, 68-65 | Cole | Wright | Moore | Parham | Devoe | 3 | 1-0 |
| D4 | NEBRASKA | W, 73-56 | Cole | Wright | Moore | Parham | Devoe | 3 | 2-0 |
| D7 | SYRACUSE | L, 63-97 | Banks III | Wright | Moore | Parham | Devoe | 2 | 1-2 |
| D14 | at Kentucky | L, 53-67 | Banks III | Wright | Moore | Parham | Devoe | 2 | 1-3 |
| D18 | BALL STATE | L, 47-65 | Banks III | Wright | Moore | Usher | Devoe | 4 | 0-1 |
| D22 | vs. Boise State | W, 74-60 | Banks III | Wright | Usher | Alvarado | Devoe | 5 | 1-0 |
| D23 | vs. Houston | L, 59-70 | Banks III | Wright | Usher | Alvarado | Devoe | 5 | 1-1 |
| D25 | at Hawai'i | W, 70-53 | Banks III | Wright | Usher | Alvarado | Devoe | 5 | 2-1 |
| D31 | at Florida State | L, 58-70 | Banks III | Wright | Usher | Alvarado | Devoe | 5 | 2-2 |
| J4 | at North Carolina | W, 96-83 | Banks III | Wright | Usher | Alvarado | Devoe | 5 | 3-2 |
| J8 | DUKE | L, 64-73 | Banks III | Wright | Usher | Alvarado | Devoe | 5 | 3-3 |
| J11 | at Boston College | W, 71-52 | Banks III | Wright | Usher | Alvarado | Devoe | 5 | 4-3 |
| J15 | NOTRE DAME | L, 74-78 | Banks III | Wright | Usher | Alvarado | Devoe | 5 | 4-4 |
| J18 | VIRGINIA | L, 58-63 | Banks III | Wright | Usher | Alvarado | Devoe | 5 | 4-5 |
| J22 | at Louisville | L, 64-68 | Banks III | Wright | Usher | Alvarado | Devoe | 5 | 4-6 |
| J25 | NC STATE | W, 64-58 | Banks III | Wright | Usher | Alvarado | Moore | 6 | 1-0 |
| J28 | MOREHOUSE | W, 82-54 | Banks III | Wright | Usher | Alvarado | Moore | 6 | 2-0 |
| F1 | at Notre Dame | L, 72-80 | Banks III | Wright | Usher | Alvarado | Moore | 6 | 2-1 |
| F4 | VIRGINIA TECH | W, 76-57 | Banks III | Wright | Usher | Alvarado | Devoe | 5 | 5-6 |
| F8 | at Pittsburgh | L, 64-73 | Banks III | Wright | Usher | Alvarado | Devoe | 5 | 5-7 |
| F12 | LOUISVILLE | W, 64-58 | Banks III | Wright | Usher | Alvarado | Devoe | 5 | 6-7 |
| F19 | at Wake Forest | W, 86-79 | Banks III | Wright | Usher | Alvarado | Devoe | 5 | 7-7 |
| F22 | at Syracuse | L, 72-79 | Banks III | Wright | Usher | Alvarado | Devoe | 5 | 7-8 |
| F25 | CLEMSON | W, 68-59 | Banks III | Wright | Usher | Alvarado | Devoe | 5 | 8-8 |
| F29 | MIAMI | W, 63-57 | Banks III | Wright | Usher | Alvarado | Devoe | 5 | 9-8 |
| M4 | PITTSBURGH | W, 73-57 | Banks III | Wright | Usher | Phillips | Devoe | 7 | 1-0 |
| M6 | at Clemson | | | | | | | | |

Specialty Stats (GT/Opp)

| Game | Opponent | Paint | OffTo | 2ndCh | FBreak | Bench |
|------|-------------------|-------|-------|-------|--------|-------|
| N5 | at NC State | 36/28 | 17/15 | 6/10 | 27/15 | 7/20 |
| N11 | ELON | 20/16 | 16/11 | 5/13 | 18/3 | 16/12 |
| N20 | at Georgia | 36/30 | 17/18 | 13/11 | 13/13 | 17/11 |
| N25 | ARKANSAS | 34/20 | 11/18 | 12/0 | 12/19 | 10/0 |
| D1 | BETHUNE-COOKMAN | 38/30 | 15/15 | 8/16 | 6/4 | 12/7 |
| D4 | NEBRASKA | 48/30 | 18/10 | 7/5 | 16/15 | 10/13 |
| D7 | SYRACUSE | 26/24 | 21/20 | 12/13 | 10/21 | 12/12 |
| D14 | at Kentucky | 32/26 | 14/16 | 5/11 | 6/10 | 9/12 |
| D18 | BALL STATE | 20/26 | 16/22 | 6/1 | 10/4 | 15/21 |
| D22 | vs. Boise State | 30/20 | 15/19 | 11/7 | 9/8 | 7/15 |
| D23 | vs. Houston | 22/28 | 12/9 | 11/13 | 13/6 | 0/10 |
| D25 | at Hawai'i | 42/20 | 16/12 | 9/7 | 13/5 | 9/23 |
| D31 | at Florida State | 24/36 | 10/14 | 7/10 | 10/8 | 3/29 |
| J4 | at North Carolina | 58/34 | 21/19 | 12/19 | 8/10 | 26/19 |
| J8 | DUKE | 36/38 | 14/18 | 14/7 | 13/21 | 8/18 |
| J11 | at Boston College | 42/18 | 12/13 | 11/9 | 6/4 | 9/9 |
| J15 | NOTRE DAME | 48/32 | 13/14 | 10/12 | 9/8 | 11/18 |
| J18 | VIRGINIA | 32/32 | 19/14 | 12/10 | 2/8 | 9/3 |
| J22 | at Louisville | 30/32 | 7/13 | 9/15 | 7/6 | 0/32 |
| J25 | NC STATE | 32/26 | 20/12 | 8/11 | 12/13 | 15/11 |
| J28 | MOREHOUSE | 42/24 | 29/10 | 9/4 | 18/17 | 32/31 |
| F1 | at Notre Dame | 44/18 | 6/4 | 25/9 | 1/6 | 9/19 |
| F4 | VIRGINIA TECH | 34/22 | 14/11 | 6/10 | 8/8 | 16/22 |
| F8 | at Pittsburgh | 36/24 | 10/20 | 10/14 | 5/5 | 7/3 |
| F12 | LOUISVILLE | 26/28 | 14/14 | 11/10 | 2/14 | 2/40 |
| F19 | at Wake Forest | 38/38 | 11/11 | 7/9 | 12/13 | 12/38 |
| F22 | at Syracuse | 34/34 | 10/15 | 3/4 | 9/21 | 7/5 |
| F25 | CLEMSON | 32/34 | 19/18 | 6/8 | 13/8 | 14/13 |
| F29 | MIAMI | 40/36 | 20/18 | 12/6 | 13/18 | 6/22 |
| M4 | PITTSBURGH | 34/16 | 15/8 | 11/14 | 12/3 | 37/24 |
| M6 | at Clemson | | | | | |

Miscellaneous

| | Opponent | Uniform Color | Tip | Large Lead | Large Deficit | Ties | Lead Changes | GT Led | Opp Led | Game Tied | 1st GT Subs | On the Floor at the End |
|-----|-------------------|---------------|------|------------|---------------|------|--------------|--------|---------|-----------|-----------------------------------|---|
| N5 | at NC State | Gold | NCST | 3 | 15 | 9 | 5 | 3:52 | 35:39 | 0:24 | Parham, Price, Cole - 14:35-1st | Alvarado, Parham, Devoe, Moore, Banks III |
| N11 | ELON | White | Elon | 26 | 2 | 2 | 2 | 36:16 | 0:45 | 2:59 | Cole, Price, Phillips - 14:25-1st | Boyd, Broadway, Rice, Medlock, James |
| N20 | at Georgia | Navy | GT | 8 | 16 | 5 | 3 | 10:24 | 24:39 | 4:57 | Parham - 14:44-1st | Devoe, Parham, Price, Cole, Wright |
| N25 | ARKANSAS | Gold | GT | 3 | 9 | 5 | 9 | 3:15 | 32:08 | 9:37 | Cole - 15:51-1st | Parham, Moore, Cole, Wright, Banks III |
| D1 | BETHUNE-COOKMAN | White | B-C | 4 | 10 | 11 | 9 | 12:49 | 20:54 | 6:17 | Price - 14:40-1st | Parham, Devoe, Moore, Wright, Banks III |
| D4 | NEBRASKA | White | GT | 20 | 4 | 3 | 6 | 30:27 | 7:42 | 1:51 | Price - 15:45-1st | Parham, Didenko, Price, Cole, Wright |
| D7 | SYRACUSE | White | GT | 2 | 37 | - | 3 | 0:37 | 39:01 | 0:22 | Price - 16:06-1st | Parham, Devoe, Phillips, Price, Cole |
| D14 | at Kentucky | Gold | GT | 5 | 16 | 3 | 4 | 6:56 | 31:03 | 2:01 | Price, Cole - 14:53-1st | Devoe, Price, Moore, Wright, Cole |
| D18 | BALL STATE | White | GT | 5 | 30 | 1 | 3 | 5:22 | 33:11 | 1:27 | Parham - 16:16-1st | Parham, Phillips, Price, Cole, Banks III |
| D22 | vs. Boise State | Navy | GT | 15 | 8 | 4 | 4 | 20:26 | 15:19 | 3:39 | Moore - 15:36-1st | Phillips, Cole, Usher, Wright, Banks III |
| D23 | vs. Houston | White | GT | - | 13 | - | - | - | 39:23 | 0:37 | Moore - 14:06-1st | Alvarado, Devoe, Moore, Parham, Wright |
| D25 | at Hawai'i | Navy | GT | 18 | 9 | 8 | 7 | 17:51 | 17:37 | 4:32 | Moore - 18:55-1st | Boyd, Medlock, Phillips, Didenko, Cole |
| D31 | at Florida State | Navy | GT | 2 | 14 | 9 | 2 | 1:37 | 32:17 | 6:06 | Price - 18:33-1st | Alvarado, Devoe, Usher, Wright, Banks III |
| J4 | at North Carolina | Gold | NC | 24 | - | - | - | 39:10 | 0:50 | 0:10 | Parham, Moore, Price - 12:34-1st | Alvarado, Parham, Devoe, Wright, Banks |
| J8 | DUKE | White | GT | 8 | 12 | 5 | 7 | 15:38 | 22:13 | 2:09 | Cole - 14:41-1st | Alvarado, Devoe, Parham, Wright, Banks |
| J11 | at Boston College | Gold | GT | 21 | 1 | 4 | 2 | 34:55 | 0:13 | 4:52 | Parham, Cole - 14:31-1st | Parham, Price, Phillips, Moore, Didenko |
| J15 | NOTRE DAME | White | ND | 6 | 7 | 12 | 10 | 9:54 | 19:54 | 10:12 | Parham - 16:04-1st | Devoe, Parham, Usher, Wright, Banks |
| J18 | VIRGINIA | White | VA | 3 | 14 | 3 | 2 | 1:13 | 35:35 | 3:12 | Parham - 15:23-1st | Alvarado, Parham, Usher, Wright, Banks |
| J22 | at Louisville | Gold | LOU | 11 | 11 | 6 | 2 | 25:24 | 10:51 | 3:45 | Parham, Cole - 11:48-1st | Alvarado, Devoe, Cole, Wright, Banks |
| J25 | NC STATE | White | NCST | 11 | 5 | 7 | 6 | 19:27 | 13:25 | 7:08 | Parham - 14:14-1st | Alvarado, Parham, Usher, Cole, Banks |
| J28 | MOREHOUSE | White | GT | 33 | - | 1 | - | 39:15 | - | 0:45 | Cole - 15:59-1st | Boyd, Broadway, Price, Medlock, Didenko |
| F1 | at Notre Dame | Gold | GT | 4 | 12 | - | - | 5:44 | 25:44 | 9:32 | Parham - 15:42-1st | Alvarado, Parham, Usher, Cole, Banks |
| F4 | VIRGINIA TECH | Gold | GT | 30 | - | - | - | 39:25 | - | 0:35 | Parham, Moore - 12:52-1st | Boyd, Broadway, Price, Phillips, Didenko |
| F8 | at Pittsburgh | Gold | GT | 8 | 11 | 3 | 1 | 10:27 | 27:22 | 2:11 | Moore - 15:47-1st | Alvarado, Parham, Devoe, Usher, Wright |
| F12 | LOUISVILLE | White | GT | 11 | - | - | - | 39:35 | - | 0:25 | Moore - 14:53-1st | Alvarado, Parham, Devoe, Usher, Wright |
| F19 | at Wake Forest | Navy | WF | 13 | 2 | 9 | 8 | 32:20 | 2:23 | 5:17 | Parham - 16:34-1st | Alvarado, Parham, Devoe, Usher, Cole |
| F22 | at Syracuse | Navy | SYR | 12 | 10 | 2 | 2 | 27:31 | 10:51 | 1:38 | Cole - 12:36-1st | Parham, Devoe, Usher, Wright, Cole |
| F25 | CLEMSON | White* | CL | 13 | 5 | 8 | 7 | 22:40 | 10:25 | 6:55 | Parham, Cole - 15:48-1st | Alvarado, Devoe, Parham, Wright, Banks |
| F29 | MIAMI | White* | MIA | 20 | 3 | 3 | 7 | 32:44 | 4:57 | 2:19 | Cole - 15:20-1st | Alvarado, Devoe, Parham, Wright, Banks |
| M4 | PITTSBURGH | White* | Pitt | 21 | - | - | - | 38:41 | - | 1:19 | Alvarado - 18:50-1st | Devoe, Parham, Usher, Cole, Wright |
| M6 | at Clemson | | | | | | | | | | | |

*alternate home white uniform

ROSTER AT-A-GLANCE

NUMERICAL

| No. | Name | Pos. | Ht. | Wt. | Cl. | Exp. | Hometown (High School/College) |
|-----|-------------------|------|------|-----|-------|------|---|
| 0 | Michael Devoe | G | 6-5 | 193 | So. | 1VL | Orlando, Fla. (Montverde Academy) |
| 1 | James Banks III | F | 6-10 | 250 | Sr. | 1VL | Decatur, Ga. (La Lumiere School [LaPorte, Ind.]/Texas) |
| 2 | Shembari Phillips | G | 6-4 | 210 | r-Sr. | 1VL | Atlanta, Ga. (Wheeler HS/Tennessee) |
| 3 | Evan Cole | F | 6-10 | 226 | Jr. | 2VL | Cumming, Ga. (South Forsyth HS) |
| 4 | Jordan Usher | G/F | 6-7 | 220 | Jr. | TR | Canton, Ga. (Wheeler HS/Southern California) |
| 5 | Moses Wright | F | 6-9 | 230 | Jr. | 2VL | Raleigh, N.C. (William G. Enloe HS) |
| 10 | Jose Alvarado | G | 6-0 | 179 | Jr. | 2VL | Brooklyn, N.Y. (Christ the King HS) |
| 11 | Bubba Parham | G | 5-10 | 160 | Jr. | TR | Snellville, Ga. (Brookwood HS/VMI) |
| 12 | Khalid Moore | F | 6-7 | 203 | So. | 1VL | Briarwood, N.Y. (Archbishop Molloy HS) |
| 13 | Coleman Boyd | G | 6-1 | 173 | Fr. | HS | Smyrna, Ga. (Mt. Bethel Christian Academy) |
| 14 | David Didenko | F | 6-9 | 232 | So. | TR | Yakutsk, Russia (Boca Raton [Fla.] Community School/Palm Beach State) |
| 23 | Asanti Price | G | 6-5 | 177 | Fr. | HS | Columbia, S.C. (W.J. Keenan HS) |
| 34 | Niko Broadway | G | 6-3 | 195 | Fr. | HS | Atlanta, Ga. (St. Pius X HS) |
| 35 | Kristian Sjolund | F | 6-8 | 213 | So. | 1VL | Kongsberg, Norway (Obra D. Tompkins HS [Katy, Texas]) |
| 45 | Shaheed Medlock | G | 6-5 | 196 | Sr. | 2VL | Waycross, Ga. (Ware County) |
| 55 | Malachi Rice | G | 6-0 | 186 | Jr. | 2VL | Indianapolis, Ind. (Brebeuf Jesuit Preparatory School) |

ALPHABETICAL

| No. | Name | Pos. | Ht. | Wt. | Cl. | Exp. | Hometown (High School/College) |
|-----|-------------------|------|------|-----|-------|------|---|
| 10 | Jose Alvarado | G | 6-0 | 179 | Jr. | 2VL | Brooklyn, N.Y. (Christ the King HS) |
| 1 | James Banks III | F | 6-10 | 250 | Sr. | 1VL | Decatur, Ga. (La Lumiere School [LaPorte, Ind.]/Texas) |
| 13 | Coleman Boyd | G | 6-1 | 173 | Fr. | HS | Smyrna, Ga. (Mt. Bethel Christian Academy) |
| 34 | Niko Broadway | G | 6-3 | 195 | Fr. | HS | Atlanta, Ga. (St. Pius X HS) |
| 3 | Evan Cole | F | 6-10 | 226 | Jr. | 2VL | Cumming, Ga. (South Forsyth HS) |
| 0 | Michael Devoe | G | 6-5 | 193 | So. | 1VL | Orlando, Fla. (Montverde Academy) |
| 14 | David Didenko | F | 6-9 | 232 | So. | TR | Yakutsk, Russia (Boca Raton [Fla.] Community School/Palm Beach State) |
| 45 | Shaheed Medlock | G | 6-5 | 196 | Sr. | 2VL | Waycross, Ga. (Ware County) |
| 12 | Khalid Moore | F | 6-7 | 203 | So. | 1VL | Briarwood, N.Y. (Archbishop Molloy HS) |
| 11 | Bubba Parham | G | 5-10 | 160 | Jr. | TR | Snellville, Ga. (Brookwood HS/VMI) |
| 2 | Shembari Phillips | G | 6-4 | 210 | r-Sr. | 1VL | Atlanta, Ga. (Wheeler HS/Tennessee) |
| 23 | Asanti Price | G | 6-5 | 177 | Fr. | HS | Columbia, S.C. (W.J. Keenan HS) |
| 55 | Malachi Rice | G | 6-0 | 186 | Jr. | 2VL | Indianapolis, Ind. (Brebeuf Jesuit Preparatory School) |
| 35 | Kristian Sjolund | F | 6-8 | 213 | So. | 1VL | Kongsberg, Norway (Obra D. Tompkins HS [Katy, Texas]) |
| 4 | Jordan Usher | G/F | 6-7 | 220 | Jr. | TR | Canton, Ga. (Wheeler HS/Southern California) |
| 5 | Moses Wright | F | 6-9 | 230 | Jr. | 2VL | Raleigh, N.C. (William G. Enloe HS) |

Head Coach: Josh Pastner (Arizona, 1997), 4th season

Associate Head Coach: Eric Reveno (Stanford, 1989), 4th season

Assistant Coach: Julian Swartz (Carroll College, 2005), 4th season

Assistant Coach: Anthony Wilkins (Kent State, 2013), 2nd season

Director of Operations: Tyler Benson (St. Bonaventure, 2009), 4th season

Associate Director of Player Personnel: B.J. Elder (Georgia Tech, 2014), 1st season

Director of Scouting: Hayden Sheridan (Arizona, 2016), 2nd season

Player Development Coach: Dr. Dan Taylor (Franklin Pierce, 2002), 4th season

Athletic Trainer: Richard Stewart (Salisbury, 2005), 13th season

Pronunciations

| | |
|-------------------|---------------|
| Jose Alvarado | AL-vuh-ROD-oh |
| David Didenko | duh-DENK-oh |
| Khalid Moore | kuh-LEED |
| Bubba Parham | PAR-um |
| Shembari Phillips | shem-BAR-ee |
| Asanti Price | uh-SON-tee |
| Eric Reveno | REV-uh-no |
| Malachi Rice | MAL-uh-ky |
| Kristian Sjolund | SHO-lund |

BY CLASS

Freshmen: Coleman Boyd, Niko Broadway, Asanti Price

Sophomores: Michael Devoe, David Didenko, Khalid Moore, Kristian Sjolund

Juniors: Jose Alvarado, Evan Cole, Bubba Parham, Malachi Rice, Jordan Usher, Moses Wright

Seniors: James Banks, Shaheed Medlock, Shembari Phillips (r)

BY STATE/COUNTRY

Florida: Michael Devoe

Georgia: James Banks, Coleman Boyd, Niko Broadway, Evan Cole, Shaheed Medlock, Bubba Parham, Shembari Phillips, Jordan Usher

Indiana: Malachi Rice

New York: Jose Alvarado, Khalid Moore

North Carolina: Moses Wright

Russia: David Didenko (by way of Florida)

South Carolina: Asanti Price

Texas: Kristian Sjolund

BY BIRTHDATE

January 16, 1998 James Banks

January 30, 2000 David Didenko

March 6, 1999 Malachi Rice

March 21, 1997 Shembari Phillips

April 12, 1998 Jose Alvarado

May 11, 1999 Evan Cole

May 21, 1998 Jordan Usher

July 29, 2000 Khalid Moore

September 10, 1999 Kristian Sjolund

October 24, 1999 Coeman Boyd

November 23, 1997 Bubba Parham

December 15, 2000 Niko Broadway

December 17, 1999 Michael Devoe

December 23, 1998 Moses Wright

BY MAJOR

Biology: Asanti Price

Business Administration: Coleman Boyd, Evan Cole, Michael Devoe, David Didenko, Shaheed Medlock, Khalid Moore, Malachi Rice, Kristian Sjolund, Jordan Usher, Moses Wright

History, Technology & Society: James Banks III, Bubba Parham, Shembari Phillips

Industrial Engineering: Niko Broadway

Literature, Media & Communication: Jose Alvarado

BY HEIGHT

5-10 Bubba Parham

6-0 Jose Alvarado, Malachi Rice

6-1 Coleman Boyd

6-3 Niko Broadway

6-4 Shembari Phillips

6-5 Michael Devoe, Shaheed Medlock, Asanti Price

6-6 Jehloni James

6-7 Khalid Moore, Jordan Usher

6-8 Kristian Sjolund

6-9 David Didenko, Moses Wright

6-10 James Banks III, Evan Cole

RADIO/TV ROSTER



Jose Alvarado
G • 6-0 • Jr.

10



James Banks
C • 6-10 • Sr.

1



Coleman Boyd
G • 6-1 • So.

13



Niko Broadway
G • 6-3 • Fr.

34




Evan Cole
F • 6-10 • Jr.

3



Michael Devoe
G • 6-5 • So.

0



David Didenko
F • 6-9 • So.

14



Shaheed Medlock
G • 6-5 • Sr.

45



Khalid Moore
F • 6-7 • So.

12



Bubba Parham
G • 5-10 • Jr.

11



Shembari Phillips
G • 6-4 • r-Sr.

2



Asanti Price
G • 6-5 • Fr.

23



Malachi Rice
G • 6-0 • Jr.

55



Kristian Sjolund
F • 6-8 • So.

35



Jordan Usher
G/F • 6-7 • Jr.

4



Moses Wright
F • 6-9 • Jr.

5



Josh Pastner
Head Coach



Eric Reveno
Associate Head Coach



Julian Swartz
Assistant Coach



Anthony Wilkins
Assistant Coach



Tyler Benson
Director of Operations



B.J. Elder
Director of Player Personnel



Hayden Sheridan
Director of Scouting

RADIO/TV CHEAT SHEET



0

MICHAEL DEVOE**Guard • 6-5 • 193 • Sophomore • Orlando, Fla.**

| Yr | GP/GS | PPG | RPG | APG | FG% | 3FG% | FT% |
|--------------|--|---------|--------|--------|---------|------|------|
| 2019-20 | 27/27 | 15.9 | 3.9 | 3.5 | .473 | .429 | .748 |
| Season Highs | | Pts: 34 | Reb: 9 | Ast: 8 | Min: 42 | | |
| Last Game: | 13 pts, 4-7 FG, 3-4 3pt, 2-2 FT, 3 ast in 29:45 vs. Pittsburgh | | | | | | |



1

JAMES BANKS III**Center • 6-10 • 250 • Senior • Decatur, Ga.**

| Yr | GP/GS | PPG | RPG | BK/G | FG% | 3FG% | FT% |
|--------------|--|---------|---------|-------|---------|------|------|
| 2019-20 | 30/28 | 9.5 | 7.5 | 2.0 | .523 | .000 | .629 |
| Season Highs | | Pts: 20 | Reb: 15 | Bk: 8 | Min: 40 | | |
| Last Game: | 2 pts, 1-6 FG, 10 reb, 4 blk, 2 ast, 2 stl in 32:02 vs. Pittsburgh | | | | | | |



2

SHEMBARI PHILLIPS**Guard • 6-4 • 210 • r-Senior • Atlanta, Ga.**

| Yr | GP/GS | PPG | RPG | APG | FG% | 3FG% | FT% |
|--------------|--|--------|--------|--------|---------|------|------|
| 2019-20 | 14/1 | 1.6 | 0.5 | 0.8 | .280 | .294 | .500 |
| Season Highs | | Pts: 7 | Reb: 4 | Ast: 5 | Min: 19 | | |
| Last Game: | 3 pts, 1-1 FG, 1-1 3pt in 1:50 vs. Pittsburgh (senior start) | | | | | | |



3

EVAN COLE**Forward • 6-10 • 226 • Junior • Cumming, Ga.**

| Yr | GP/GS | PPG | RPG | APG | FG% | 3FG% | FT% |
|--------------|--|---------|--------|--------|---------|------|------|
| 2019-20 | 26/2 | 4.6 | 3.6 | 0.4 | .475 | .200 | .541 |
| Season Highs | | Pts: 11 | Reb: 9 | Ast: 2 | Min: 24 | | |
| Last Game: | 10 pts, 4-7 FG, 2-2 FT, 8 reb, 2 blk in 21:24 vs. Pittsburgh | | | | | | |



4

JORDAN USHER**Guard/Forward • 6-7 • 220 • Junior • Canton, Ga.**


| Yr | GP/GS | PPG | RPG | APG | FG% | 3FG% | FT% |
|--------------|---|---------|--------|--------|---------|------|------|
| 2019-20 | 22/22 | 8.0 | 4.2 | 2.2 | .407 | .195 | .740 |
| Season Highs | | Pts: 18 | Reb: 8 | Ast: 6 | Min: 36 | | |
| Last Game: | 10 pts, 4-6 FG, 1-2 3pt, 4 reb, 4 ast in 29:25 vs. Pittsburgh | | | | | | |



5

MOSES WRIGHT**Forward • 6-9 • 230 • Junior • Raleigh, N.C.**

| Yr | GP/GS | PPG | RPG | BK/G | FG% | 3FG% | FT% |
|--------------|--|---------|---------|-------|---------|------|------|
| 2019-20 | 30/30 | 13.2 | 7.0 | 1.2 | .533 | .241 | .602 |
| Season Highs | | Pts: 33 | Reb: 12 | Bk: 3 | Min: 38 | | |
| Last Game: | 8 pts, 4-9 FG, 3 reb, 3 ast, 2 blk in 26:04 vs. Pittsburgh | | | | | | |



10

JOSE ALVARADO**Guard • 6-0 • 179 • Junior • Brooklyn, N.Y.**

| Yr | GP/GS | PPG | RPG | APG | FG% | 3FG% | FT% |
|--------------|--|---------|---------|--------|---------|------|------|
| 2019-20 | 23/22 | 14.4 | 3.5 | 4.1 | .448 | .333 | .800 |
| Season Highs | | Pts: 26 | Reb: 10 | Ast: 9 | Min: 40 | | |
| Last Game: | 23 pts, 8-16 FG, 2-6 3pt, 5-5 FT, 8 reb, 5 ast in 34:53 vs. Pitt | | | | | | |



11

BUBBA PARHAM**Guard • 5-10 • 160 • Junior • Snellville, Ga.**

| Yr | GP/GS | PPG | RPG | APG | FG% | 3FG% | FT% |
|--------------|--|---------|--------|--------|---------|------|------|
| 2019-20 | 30/6 | 5.2 | 2.5 | 1.8 | .356 | .302 | .857 |
| Season Highs | | Pts: 11 | Reb: 6 | Ast: 4 | Min: 40 | | |
| Last Game: | 0 pts, 0-1 FG, 1 ast, 1 stl in 7:40 vs. Pittsburgh | | | | | | |



12

KHALID MOORE**Forward • 6-7 • 203 • Sophomore • Briarwood, N.Y.**

| Yr | GP/GS | PPG | RPG | APG | FG% | 3FG% | FT% |
|--------------|---|---------|--------|--------|---------|------|------|
| 2019-20 | 28/12 | 3.3 | 2.2 | 1.2 | .345 | .308 | .511 |
| Season Highs | | Pts: 11 | Reb: 9 | Ast: 6 | Min: 39 | | |
| Last Game: | 4 pts, 1-2 FG, 2-2 FT in 16:57 vs. Pittsburgh | | | | | | |



14

DAVID DIDENKO**Forward • 6-9 • 232 • Sophomore • Yakutsk, Russia**

| Yr | GP/GS | PPG | RPG | APG | FG% | 3FG% | FT% |
|--------------|--------------------|--------|--------|--------|---------|------|------|
| 2019-20 | 6/0 | 0.5 | 1.0 | 0.0 | .125 | .143 | .000 |
| Season Highs | | Pts: 3 | Reb: 3 | Ast: 0 | Min: 15 | | |
| Last Game: | DNP vs. Pittsburgh | | | | | | |



23

ASANTI PRICE**Guard • 6-5 • 177 • Freshman • Columbia, S.C.**

| Yr | GP/GS | PPG | RPG | APG | FG% | 3FG% | FT% |
|--------------|--------------------|--------|---------|--------|---------|------|------|
| 2019-20 | 15/0 | 2.7 | 2.0 | 0.7 | .296 | .129 | .444 |
| Season Highs | | Pts: 6 | Reb: 10 | Ast: 2 | Min: 26 | | |
| Last Game: | DNP vs. Pittsburgh | | | | | | |



35

KRISTIAN SJØLUND**Forward • 6-8 • 213 • Sophomore • Kongsberg, Norway**

| Yr | GP/GS | PPG | RPG | APG | FG% | 3FG% | FT% |
|--------------|-------------|---------|---------|---------|---------|------|------|
| 2018-19 | 21/4 | 3.0 | 1.0 | 0.2 | .357 | .333 | .800 |
| Season Highs | | Pts: na | Reb: na | Ast: na | Min: na | | |
| Last Game: | redshirting | | | | | | |

Notes

- No. 8 in ACC in in scoring, No. 4 in FG%, No. 6 in minutes; missed 3g with foot injury (15.1 ppg, 4.8 apg since)
- ACC games: 14.3 ppg, 4.0 apg, 47.2% FG, 44.4% 3pt FG
- Scored in double figures in 21 games, nine 20+ games this season
- 30-of-64 (46.9%) from 3pt distance last 16 games

Notes

- No. 2 in ACC in blocked shots (2.43 per game), No. 21 nationally; No. 9 in ACC in rebound avg.
- ACC games: 9.6 ppg, 7.6 rpg, 55.0% FG, 63.9% FT
- Double-doubles in 13 games in his career, 6 this season (14 pts/15 reb vs. Duke, 13 pts/14 reb vs. Miami)
- 151 career blocks at Tech in two seasons, No. 8 on all-time list

Notes

- Played in 14 games off the bench this season, season-high 7 points & 5 assists vs. Morehouse
- Started first 6 games of last season, hit 32.6 percent from the floor, 4-22 on 3s; 55 mins last 10 games
- Part-time starter in 2 seasons at Tennessee (64 games, 24 starts); attended Wheeler HS in Marietta, Ga.

Notes

- Worked all offseason in the post and is playing as backup to James Banks III
- Hitting 47.5 pct. from the floor this season (47.5 pct. vs. ACC); 11 pts vs. NC St 1/25, 10 vs. Pitt 3/4
- Averaging 12.6 minutes, started two games; 11.9 mpg in ACC games; missed VT, Pitt games with ankle sprain
- Stepmom is in Georgia Tech Sports Hall of Fame - softball pitcher Jessica Sallinger Cole

Notes

- Transfer from USC at mid-season last year, made GT debut vs Ball State on Dec. 18
- Started all 22 games since becoming eligible, reached double figures in points in 7; high of 18 vs. Boise State
- 12.0 ppg, 13-30 FG, 9-10 FT, 4.7 rpg in Diamond Head Classic
- Tech is 5-2 when he has scored in double figures

Notes

- No. 3 in the ACC in FG%, No. 14 in rebound avg., No. 16 in scoring (ACC games only)
- In ACC games: 13.7 ppg, 6.8 rpg, 50.7% FG, 57.8% FT
- All-tourney team at Diamond Head Classic: 17.7 ppg, 7.3 rpg, 21-33 FG, 10-12 FT, 4 blocks
- Seven double-doubles this season, four vs. ACC teams (career-high 33 pts, 10 rebounds at Syracuse)

Notes

- Averaged 18.6 points, 47.8% FG, 36.2% 3pt, 77.8% FT, 3.5 apg in last 10 ACC games
- Missed 7 of 8 games in Nov.-Dec. due to right ankle injury, returned for Tech's games in Diamond Head Classic
- In ACC games: 16.2 ppg, 4.5 apg, 2.3 spg, 47.0% FG, 35.6% 3pt FG, 76.9% FT
- No. 7 in ACC in scoring, No. 5 in FG%, No. 7 in assists, No. 1 in steals (ACC games only)

Notes

- Has 6 double-digit games this season, all vs. power conference teams (11 pts vs. Syracuse & UNC, 10 vs. VT)
- Started 6 games this season, 26.6 minutes per game
- In ACC games: 4.5 ppg, 2.0 apg, 29.6% 3pt, 25.4 mpg
- Transfer from VMI who made All-Southern Conference team in 2018-19 (SoCon-best 21.4 ppg, 39.7% 3pt)

Notes

- Versatile player who does a little of everything, started first 9 games this season, 12 total (17.4 mpg)
- Started for injured Devoe vs. NC ST, Morehouse and VT - 17 mpg, 17 total points, 6 reb
- Played in every ACC game as a freshman, 16.4 mpg; started 10 games overall; 48.2% FG
- Attended alma mater of legendary Tech guard Kenny Anderson, played on same AAU team as Jose Alvarado

Notes

- Transfer from Palm Beach State CC in Florida, has three years of eligibility at Tech (eligible immediately)
- Native of Yakutsk, Russia, emigrated to the United States in 2010, attended HS in Boca Raton
- Played 27 games last year for Palm Beach State, double figures three times
- Scored his first points at Tech vs. Morehouse on a 3-pointer, grabbed 3 rebounds

Notes

- Averaging 14.7 minutes off the bench, did not play in Diamond Head Classic, but has played in 7 ACC games
- Made 3-pt FG in OT that gave Tech its first lead of the game at NC State on Nov. 5
- Signed with Tech in the spring after all-state senior year at Keenan HS in Columbia, S.C.
- Nicknamed "ASAP"

Notes

- Versatile HS player with international experience, redshirting this season
- Played in 21 games, started 4 last season, averaged 8.0 ppg (11-of-30 3pt combined) in late 6-game stretch
- Born in Washington state, grew up on Kongsberg, Norway, played HS ball in Katy, Texas
- Played for Norway in 2015 FIBA U16 Championships, 2017 U18 Nordic Championship