

# GAME NOTES



ACC 29 POSTSEASON APPEARANCES | 4 SWEET SIXTEENS | 1 ELITE EIGHT | 1990 ACC REGULAR SEASON CHAMPIONS



**CLEMSON (15-13, 9-9 ACC) vs. VIRGINIA TECH (15-14, 6-12 ACC)**  
**WEDNESDAY, MARCH 4 • 7:01 P.M. ET • CASSELL COLISEUM (9,275) • BLACKSBURG, VA.**



## CLEMSON RECORDS

Overall:	15-13	Win-1
vs. ACC opponents:	9-9	Win-1
Non-Conference regular-season:	6-4	Loss-1
Home:	11-5	Win-2
Away:	3-7	Loss-1
Neutral:	1-1	Loss-1

## 2019-20 SCHEDULE/RESULTS

Date	Opponent	TV	Score/Time (ET)
10/30	Anderson (Exhibition)	N/A	W, 75-48
11/5	Virginia Tech*	ESPNU	L, 60-67
11/7	Presbyterian	ACCN	W, 79-45
11/10	Colgate	ACCNX	W, 81-68
11/17	Detroit Mercy	ACCNX	W, 87-65
11/21	Alabama A&M	ACCNX	W, 87-51
11/24	vs. TCU <sup>1</sup>	ESPN2	W, 62-60 OT
11/26	vs. No. 21/24 Colorado <sup>1</sup>	ESPN2	L, 67-71
12/2	at Minnesota <sup>2</sup>	ESPN2	L, 60-78
12/8	at No. 17/19 Florida State*	ACCN	L, 53-72
12/15	South Carolina	ESPN2	L, 54-67
12/20	Jacksonville	ACCN	W, 68-39
12/22	Yale	ACCN	L, 45-54
12/31	Miami*	ACCN	L, 68-73 OT
1/4	NC State*	ACCN	W, 81-70
1/11	at North Carolina*	RSN	W, 79-76 OT
1/14	No. 3/3 Duke*	ESPN	W, 79-72
1/18	at NC State*	RSN	L, 54-60
1/21	Wake Forest*	ACCN	W, 71-68
1/25	at No. 6/5 Louisville*	RSN	L, 62-80
1/28	Syracuse*	RSN	W, 71-70
2/1	at Wake Forest*	ACCN	L, 44-56
2/5	at Virginia*	RSN	L, 44-51
2/9	Notre Dame*	ACCN	L, 57-61
2/12	at Pittsburgh*	RSN	W, 72-52
2/15	No. 5/5 Louisville*	ACCN	W, 77-62
2/22	at Boston College*	ACCN	W, 82-64
2/25	at Georgia Tech*	ACCN	L, 59-68
2/29	No. 6/6 Florida State*	RSN	W, 70-69
3/4	at Virginia Tech*	ACCN	7 p.m.
3/6	Georgia Tech*	ESPN2	7 p.m.

\* - ACC contest; Note: Home games in **bold**; <sup>1</sup> MGM Resorts Main Event (Las Vegas, Nev.); <sup>2</sup> ACC/Big 10 Challenge

## CREDENTIALS

### GAME CREDENTIALS

Media wishing to apply for credentials to cover Clemson Basketball games at Littlejohn Coliseum will be asked to apply at [www.SportsSystems.com/ClemsonBasketball](http://www.SportsSystems.com/ClemsonBasketball). Please contact Ben Winterrowd at [winterrowd@clemson.edu](mailto:winterrowd@clemson.edu) with any questions or concerns. All credentialing decisions are made in accordance with the Clemson University Athletics Media Credential Policy, available at [ClemsonTigers.com/mediapolicy](http://ClemsonTigers.com/mediapolicy).

## CLEMSON SOCIAL MEDIA

Twitter | Instagram @ClemsonMBB  
 Facebook Facebook.com/ClemsonMBB

## ATHLETIC COMMUNICATIONS

SID Contact: Ben Winterrowd  
 Cell Phone: 630.862.8828  
 Email: [winterrowd@clemson.edu](mailto:winterrowd@clemson.edu)  
 Secondary Contact: Meaghan Frazier  
 Email: [mfrazier@g.clemson.edu](mailto:mfrazier@g.clemson.edu)



## GAME CENTER



**TELEVISION:** ACCN  
 Talent: Chris Cotter and Chris Spatola



**RADIO:** Clemson Tigers Network  
 Talent: Don Munson and Tim Bourret  
 Engineer: Ben Milstead



**RADIO:** XM 388, Internet 978

### CLEMSON/VIRGINIA TECH SERIES HISTORY:

- OVERALL: Clemson trails series, 16-19
- HOME: Clemson leads series, 10-6
- ROAD: Clemson trails series, 6-12
- NEUTRAL: Clemson trails series, 0-1
- LAST MEETING: Nov. 5, 2019 (L, 60-67)
- STREAK: Lost 1

### SETTING THE SCENE BETWEEN THE TIGERS AND HOKIES

- The Clemson Tigers will look to move above the .500 mark in league play with its 10th win of the ACC season.
- The contest will be televised on ACCN with Chris Cotter and Chris Spatola calling the action courtside, while Don Munson and Tim Bourret will call the action on the radio waves. The radio call will be available on the Clemson Tigers Network and Tunein.com.
- Live stats will be provided on [ClemsonTigers.com](http://ClemsonTigers.com) and Twitter updates will be available on Clemson's official account (@ClemsonMBB).

### CLEMSON BASKETBALL HEADLINES

- Al-Amir Dawes scored 18 points, including the game-winning basket with 1.0 second left to top FSU, 70-69.
- The Tigers earned their third Top-6 ranked win of the season and now leads the country in Top-6 victories.
- Dawes scored a career-high 22 points on 8-of-12 shooting from the floor to help fuel the Tigers to a resounding 18-point road win at BC. The eight field goals six made 3-pointers.
- Clemson shot lights out at Boston College, breaking a program record for shooting percentage in an ACC road game (68.9 percent). The previous high was set 36 years ago on Feb. 21, 1984 at Virginia (67.5 percent).
- Clemson has played 1,055 true road games in history - that is the best shooting percentage in any road game all time.
- Behind a career-high 23 points from John Newman III, the Tigers dominated No. 5/5 Louisville 77-62. It was the Tigers' first time beating two Top-5 opponents in the same year since 1979-80. (Beat Duke 79-72 on Jan. 14).
- Tevin Mack turned in a career performance against Syracuse with 32 points and 10 assists. It was his second double-double and a career-best 32 points. The performance came via a career-best 12 made field goals.
- Beating Wake Forest gave Clemson at least a break-even record in the season series against all four ACC schools from the Tar Heel state. It's the first time since 1989-90 when Clemson was 1-1 vs. Duke, 1-1 vs. UNC, 1-1 vs. NC State and 3-0 vs. Wake Forest.
- Clemson defeated No. 3/3 Duke on for its first win over an AP top-3 ranked opponent since North Carolina on Feb. 18, 2001.
- With that win over Duke on Jan. 14, Head Coach Brad Brownell passed Cliff Ellis for the all-time wins mark in Clemson basketball history.
- Clemson has been bitten by the injury bug in 2019, having many key players miss time due to injuries, which includes three starting players. For much of the season, Clemson has had as few as eight scholarship players active. Clemson has had players miss **69** games this season.

## PROBABLE LINEUPS

(--/--)	Clemson	Ht.	Wt.	Yr.	Hometown	GP/GS	PPG	RPG	APG	MPG
G 0	Clyde Trapp	6-4	194	Jr.	Eastover, S.C.	18/16	6.1	4.1	2.7	25.6
G 2	Al-Amir Dawes	6-2	180	Fr.	Newark, N.J.	28/23	9.0	2.9	2.6	30.0
G 15	John Newman III	6-5	197	So.	Greensboro, N.C.	28/28	9.8	4.1	2.2	31.5
F 13	Tevin Mack	6-6	227	Gr.	Columbia, S.C.	28/26	12.1	5.4	1.0	28.3
F 25	Aamir Simms	6-8.5	240	Jr.	Palmyra, Va.	27/27	13.3	7.2	2.6	31.9
F 1	Jonathan Baehre	6-10	209	Jr.	Wiesbaden, Germany	2/0	0.0	3.5	0.0	13.0
G 3	Chase Hunter	6-3	200	Fr.	Atlanta, Ga.	9/4	5.3	1.0	1.6	37.8
G 4	Nick Honor	5-10	205	So.	Orlando, Fla.	Sitting Out Due to NCAA Transfer Rules				
F 5	Hunter Tyson	6-8	211	So.	Monroe, N.C.	28/3	5.5	3.0	0.3	13.9
G 10	Curran Scott	6-4	205	Gr.	Edmond, Okla.	28/8	5.6	1.6	1.5	20.2
G 11	Parker Fox	6-7	210	So.	Reno, Nev.	7/0	0.7	0.3	0.0	2.1
G 12	Alex Hemenway	6-3	180	Fr.	Newburgh, Ind.	12/0	5.1	0.9	0.4	12.8
F 20	O'Neil McBride	6-7	195	Fr.	Myrtle Beach, S.C.	7/0	0.3	0.7	0.3	1.9
F 21	Khavon Moore	6-8	217	So.	Macon, Ga.	26/4	1.9	1.8	0.5	9.4
G 31	Wells Hoag	6-2	180	So.	Greenville, S.C.	6/0	0.8	0.3	0.0	2.2
F 32	Paul Grinde	6-10	275	Gr.	Virginia Beach, Va.	8/0	1.5	0.3	0.0	2.3
C 55	Trey Jemison	7-0	256	So.	Birmingham, Ala.	27/1	1.7	1.8	0.1	8.3

(--/--)	Virginia Tech	Ht.	Wt.	Yr.	Hometown	GP/GS	PPG	RPG	APG	MPG
G 1	Isaiah Wilkins	6-4	225	So.	Winston-Salem, N.C.	29/5	4.3	2.7	1.3	14.3
G 3	Wabissa Bede	6-0	200	Jr.	North Andover, Mass.	29/29	5.3	3.8	5.6	29.7
G 4	Naheim Alleyne	6-3	195	Fr.	Buford, Ga.	29/24	9.2	2.4	1.5	26.8
G 23	Tyrece Radford	6-1	205	RFr.	Baton Rouge, La.	29/26	10.2	6.3	1.7	26.4
F 21	John Ojiako	6-10	240	Fr.	Lagos, Nigeria	28/2	2.9	2.8	0.1	10.9

# BROADCAST SHEET

(Clicking on a player's headshot will take you to their online bio)



## #0 CLYDE TRAPP

So. • 6-4 • 194 • Guard

Eastover, S.C. • Lower Richland HS

- Netted career-high 17 points against Syracuse (Jan. 28) and scored game-winning basket with less than 3.0 seconds left.
- Career-high rebounds (9) and assists (6) against the Orange.

- Made his return from a torn ACL against Jacksonville (Dec. 20).
- Tore his ACL on Friday, June 28 - the day before the team took off for Italy for the 2019 World University Games.



## #1 JONATHAN BAEHRE

Jr. • 6-10 • 209 • Forward

Wiesbaden, Germany • UNC Asheville

- Had surgery on Jan. 31 to repair a re-torn ACL. Baehre is listed as out for the season.
- Returned from previous ACL injury on Dec. 8 against Florida State.

- Sat out last season due to NCAA transfer rules.
- Transferred from UNC Asheville.
- Tore his ACL on Tuesday, May 21 and did not participate in the 2019 World University Games in Italy.



## #2 AL-AMIR DAWES

Fr. • 6-2 • 180 • Guard

Newark, N.J. • The Patrick School

- Season-high 22 points at Boston College (Feb. 22).
- Came to Clemson as a four-star prospect according to ESPN and 247Sports. Ranked No. 95 in ESPN's Top 100

- Averaged 7.0 points, 2.2 rebounds and 2.3 assists during the 2019 World University Games.
- Chose Clemson over Providence, Seton Hall, St. John's and UCONN.




## #3 CHASE HUNTER

Fr. • 6-3 • 200 • Guard

Atlanta, Ga. • Westlake HS

- Came to Clemson as a four-star prospect and No. 98 overall in 247Sports' Top 100.
- Rated the No. 4 player in the state of Georgia and the No. 14 combo guard in the country.

- Averaged 3.8 points, 1.5 rebounds and 1.0 assists during the 2019 World University Games.
- Chose Clemson over Georgia, Virginia, Oklahoma and Michigan State.




## #5 HUNTER TYSON

So. • 6-8 • 211 • Forward

Monroe, N.C. • Piedmont HS

- Scored career-high 21 points in second career start. Finished 9-of-13 from the floor. Career-high 9 made field goals.
- Now owns two 20-point games in his career - both have come this season.

- First career start came against South Carolina (Dec. 15)
- Averaged 8.3 points and 3.8 rebounds during the 2019 World University Games.
- Averaged 1.6 points and 1.0 rebounds last season.




## #10 CURRAN SCOTT

Gr. • 6-4 • 204 • Guard

Edmond, Okla. • Tulsa

- Shooting 52.2 percent from the floor and 44.4 percent from three in ACC play.
- Graduate senior who is serving his final year of eligibility for the Tigers in 2019-20.

- Shot 44.4 percent from long range in AAC play last season.
- Scored in double-figures on 13 occasions, including two 20-point outings.
- Finished the season (last five games) averaging 15.8 points.



## #11 PARKER FOX

So. • 6-7 • 208 • Guard

Reno, Nev. • Oconee HS (Ga.)

- Secured first career rebound vs. Jacksonville (Dec. 20).
- Walk-on guard who joined the team in the spring of 2018.
- Son of current University of California men's basketball head coach Mark Fox.

- Made his collegiate debut against The Citadel (Nov. 6, 2019).
- Connected on first career points with first career 3-pointer against Charleston Southern.
- Finished the season 50.0 percent from the floor and from distance.



## #12 ALEX HEMENWAY

Fr. • 6-3 • 180 • Guard

Newburgh, Ind. • Castle HS

- Scored career-high 16 points (5-8 FG, 4-7 3FG) against Notre Dame (Feb. 9).
- Severe high ankle sprain. Available to play and returned Jan. 25 at No. 6/5 Louisville.

- Came to Clemson as a three-star prospect.
- Ranked as the No. 10 prospect in the state of Indiana.
- Chose Clemson over Nebraska, Creighton, DePaul and Belmont.



## #13 TEVIN MACK

Gr. • 6-6 • 227 • Guard/Forward

Columbia, S.C. • Dreher HS

- Career-high 32 points vs. Syracuse (Jan. 28). Career-high 12 field goals made.
- Tallied five steals against Colgate (Nov. 10). Second player in the last five seasons for Clemson (Marquise Reed).

- Second career double-double against Syracuse (Jan. 28).
- Played 48 career games at Texas prior to transferring to Alabama.
- Career high 27 points against Oklahoma State (1/4/17).



## #15 JOHN NEWMAN III

So. • 6-5 • 197 • Guard

Greensboro, N.C. • Greensboro Day

- First career double-double (11 points, 10 rebounds - at Boston College)
- Posted a career-high 23 points vs. No. 5/5 Louisville (Feb. 15). Tied career-best seven field goals.
- Career-high 4 steals vs. South Carolina

- Averaged 13.3 points and 5.7 rebounds per game during the 2019 World University Games.
- Scored 8 points and grabbed five rebounds in an exhibition victory over Anderson (Oct. 30).




## #20 O'NEIL McBRIDE

Fr. • 6-7 • 195 • Forward

Myrtle Beach, S.C. • Myrtle Beach HS

- Scored first career points at Minnesota (Dec. 2).
- Has two rebounds this season
- Walk-on who joined the Tigers during the summer of 2019.

- Attended and graduated from Myrtle Beach High School.
- Averaged 10.0 PPG and 9.0 RPG as a senior
- Following high school, attended postgraduate school and played at Fork Union Military Academy (Va.).



## #21 KHAVON MOORE

So. • 6-8 • 217 • Forward

Macon, Ga. • Texas Tech

- Scored career-high 10 points on career-best 5 made field goals at Minnesota (Dec. 2).
- NCAA waiver was granted on Oct. 30.

- Came out of high school as a highly regarded four-star prospect.
- Was rated No. 44 in the nation by Rivals.com.
- ESPN graded Moore at No. 43 in ESPN's Top 100.




## #25 AAMIR SIMMS

Jr. • 6-8.5 • 240 • Forward

Palmyra, Va. • Blue Ridge School

- Scored career-high 25 points (10-15 FG) and added 9 rebounds and 5 assists in win over No. 3/3 Duke
- Notched "Quintuple Leadership" at UNC (Jan. 11) - 20 pts, 8 reb, 6 ast, 4 blk, 3 stl

- ACC Player of the Week (Jan. 13).
- Averaged 15.2 points and 9.8 rebounds per game during the 2019 World University Games.
- Scored 27 points and grabbed 16 rebounds against Israel.




## #32 PAUL GRINDE

Gr. • 6-10 • 275 • Forward

Virginia Beach, Va. • Vassar

- Graduate senior who is serving his final year of eligibility for the Tigers in 2019-20 (transferred from Vassar College).
- Averaged 14.1 points and 6.9 rebounds per game last season for Vassar.

- 17th player in Vassar history to amass 1,000 points.
- Ranks sixth all-time at Vassar in rebounds with 569
- One of just four players all time at Vassar to post 1,000 points and 500 rebounds.



## #55 TREY JEMISON

So. • 7-0 • 256 • Center

Birmingham, Ala. • Hoover HS

- Scored career-high 10 points and grabbed a career-best five rebounds against Alabama A&M (Nov. 21).
- Blocked a career-high four shots against the Bulldogs.

- First career start vs. Notre Dame (Feb. 9).
- Averaged 4.2 points and 3.5 rebounds at 2019 World University Games.

# ROSTER

## ALPHABETICAL

No	Name	Pos	Hgt	Wgt	Cl.	Exp.	Hometown	Previous School
1	Jonathan Baehre	F	6-10	209	Jr.	TR	Wiesbaden, Germany	UNC Asheville
2	Al-Amir Dawes	G	6-2	180	Fr.	HS	Newark, N.J.	The Patrick School
11	Parker Fox	G	6-7	210	So.	1VL	Reno, Nev.	Oconee HS (Ga.)
32	Paul Grinde	F/C	6-10	275	Gr.	TR	Virginia Beach, Va.	Vassar
12	Alex Hemenway	G	6-3	180	Fr.	HS	Newburgh, Ind.	Castle HS
31	Wells Hoag	G	6-2	180	So.	HS	Greenville, S.C.	Greenville HS
4	Nick Honor	G	5-10	205	So.	TR	Orlando, Fla.	Fordham
3	Chase Hunter	G	6-3	200	Fr.	HS	Atlanta, Ga.	Westlake HS
55	Trey Jemison	C	7-0	256	So.	1VL	Birmingham, Ala.	Hoover HS
13	Tevin Mack	G/F	6-6	227	Gr.	TR	Columbia, S.C.	Alabama
21	Khavon Moore	G/F	6-8	217	So.	TR	Macon, Ga.	Texas Tech
15	John Newman III	F	6-5	197	So.	1VL	Greensboro, N.C.	Greensboro Day School
10	Curran Scott	G	6-4	205	Gr.	TR	Edmond, Okla.	Tulsa
25	Aamir Simms	F	6-8.5	248	Jr.	2VL	Palmyra, Va.	Blue Ridge School
0	Clyde Trapp	G	6-4	194	Jr.	2VL	Eastover, S.C.	Lower Richland HS
5	Hunter Tyson	F	6-8	211	So.	1VL	Monroe, N.C.	Piedmont HS

## NUMERICAL

No	Name	Pos	Hgt	Wgt	Cl.	Exp.	Hometown	Previous School
0	Clyde Trapp	G	6-4	194	Jr.	2VL	Eastover, S.C.	Lower Richland HS
1	Jonathan Baehre	F	6-10	209	Jr.	TR	Wiesbaden, Germany	UNC Asheville
2	Al-Amir Dawes	G	6-2	180	Fr.	HS	Newark, N.J.	The Patrick School
3	Chase Hunter	G	6-3	200	Fr.	HS	Atlanta, Ga.	Westlake HS
4	Nick Honor	G	5-10	205	So.	TR	Orlando, Fla.	Fordham
5	Hunter Tyson	F	6-8	211	So.	1VL	Monroe, N.C.	Piedmont HS
10	Curran Scott	G	6-4	205	Gr.	TR	Edmond, Okla.	Tulsa
11	Parker Fox	G	6-7	210	So.	1VL	Reno, Nev.	Oconee HS (Ga.)
12	Alex Hemenway	G	6-3	180	Fr.	HS	Newburgh, Ind.	Castle HS
13	Tevin Mack	G/F	6-6	227	Gr.	TR	Columbia, S.C.	Alabama
15	John Newman III	F	6-5	197	So.	1VL	Greensboro, N.C.	Greensboro Day School
21	Khavon Moore	G/F	6-8	217	So.	TR	Macon, Ga.	Texas Tech
25	Aamir Simms	F	6-8.5	248	Jr.	2VL	Palmyra, Va.	Blue Ridge School
31	Wells Hoag	G	6-2	180	So.	HS	Greenville, S.C.	Greenville HS
32	Paul Grinde	F/C	6-10	275	Gr.	TR	Virginia Beach, Va.	Vassar
55	Trey Jemison	C	7-0	256	So.	1VL	Birmingham, Ala.	Hoover HS

**Head Coach:** Brad Brownell

**Assistant Coaches:** Dick Bender, Antonio Reynolds Dean, Anthony Goins

**Director of Basketball Operations:** Matt Bucklin

**Special Assistant to the Head Coach:** Marty Simmons

**Director of Basketball Recruiting:** Philip Pearson

**Strength & Conditioning:** Mike Bewley

**Director of Player Development:** Terrell McIntyre

**Athletic Trainer:** Brad Crowe

**Video Coordinator:** Amit Tailor

**Graduate Managers:** Kylen Butler and Aaron Stevens

**Undergraduate Managers:** Jake Cerota, Luke Phillips, Braden Green, Palmer Morris, Jack Greer, Devon Gilliard, Jack Nauseef, Thomas Brockhorst, Johnny Heijer, Drew Buddin, Robert Lewis (ClemsonLIFE) and Ty Parris (ClemsonLIFE)

## PRONUNCIATION GUIDE

Jonathan Baehre	<i>Rhymes with Bear</i>
Mike Bewley	<i>BYOO-lee</i>
Brad Brownell	<i>BROW-nehl</i>
Trey Jemison	<i>GEM-ih-son</i>
Khavon Moore	<i>KAY-vohn</i>
Paul Grinde	<i>GRIN-dee</i>

## CLEMSON TIGERS BLUEPRINT

### Via High School Ranks (9)

Clyde Trapp (2017 recruiting class)  
 Al-Amir Dawes (2019 recruiting class)  
 Chase Hunter (2019 recruiting class)  
 Hunter Tyson (2018 recruiting class)  
 Parker Fox (2018 recruiting class)  
 Alex Hemenway (2019 recruiting class)  
 John Newman III (2018 recruiting class)  
 Aamir Simms (2017 recruiting class)  
 Trey Jemison (2018 recruiting class)

### Via Transfer Portal (6)

Jonathan Baehre (2018 transfer from UNC Asheville)  
 Nick Honor (2019 transfer from Fordham)  
 Curran Scott (2019 graduate transfer from Tulsa)  
 Tevin Mack (2019 graduate transfer from Alabama)  
 Khavon Moore (2019 transfer from Texas Tech)  
 Paul Grinde (2019 graduate transfer from Vassar)



# HEAD COACH BRAD BROWNELL



(Clicking on Coach Brownell's headshot will take you to his online bio)

## CAREER RECORDS

Overall Record: 351-225  
Conference Games (regular season career): 186-132  
Non-Conference Games (at Clemson): 95-41  
ACC Tournament: 4-9  
NCAA Tournament (career): 3-5  
Overtime Games (at Clemson): 11-7  
NIT (career): 4-3

## CAREER RECORDS (ACC PLAY)

Overall Record (Regular Season): 85-91  
Overall Record (inc. postseason): 89-100  
ACC Tournament: 4-9

## ALL-TIME WINNINGEST COACHES

1.	<b>Brad Brownell (2010-present)</b>	<b>184-140</b>
2.	Cliff Ellis (1985-94)	177-128
3.	Bill Foster (1975-84)	156-106
4.	Oliver Purnell (2003-10)	138-88
5.	Joe Davis (1932-40)	101-86

## CAREER COACHING RECORDS

**Season Victories: 25**  
Cliff Ellis, 1986-87  
Oliver Purnell, 2006-07  
Brad Brownell, 2017-18

**ACC Season Victories**  
11, Brad Brownell, 2017-18

**ACC Home Victories**  
8, Brad Brownell, 2017-18

**ACC Regular Season Career Victories**  
85, Brad Brownell (85-91), 2010-20

**Overall Wins vs. ACC Teams**  
89, Brad Brownell (89-100), 2010-20

**Overall Winning Percentage**  
vs. ACC Teams: .471, Brad Brownell (89-100), 2010-20

**Overall ACC Home Winning Percentage**  
.684, Brad Brownell (67-31), 2010-20

## ABOUT BRAD BROWNELL

**Born** November 15, 1968  
**Hometown** Evansville, Indiana  
**High School** Harrison High School  
**Degree** DePauw University (1991); history  
**Master's** University of Indianapolis (1994); history

### FAMILY

**Wife** Paula  
**Daughter** Abby  
**Daughter** Kate

### COACHING EXPERIENCE

Years	School, Position
1991-92	Evansville, graduate assistant
1992-94	Indianapolis, assistant coach
1994-2002	UNC Wilmington, assistant coach
2002-06	UNC Wilmington, head coach
2006-10	Wright State, head coach
2010-pres.	Clemson, head coach

### PLAYING EXPERIENCE

Years	
1988-91	DePauw University (Ranks seventh in school history in career assists - 332; 15th in steals - 102; 17th in free throw percentage - .782)
1989-90 Season	.899 free throw percentage; 132 assists, 47 steals (all top 10 single season; 2nd in FT, 10th in AST, 9th in STL)

### COACHING HONORS

2003	Colonial Athletic Association Coach of the Year
2006	Colonial Athletic Association Coach of the Year
2008	Horizon League Coach of the Year
2018	Sports Illustrated College Basketball Coach of the Year

### COACHING TREE

<b>Colton Ayers</b> (Assistant coach at Limestone College)
<b>Nick Bowman</b> (Assistant coach at Nicholls State)
<b>Tee Butters</b> (Assistant coach at Charleston Southern)
<b>Austin Claunch</b> (Head coach at Nicholls State)
<b>Billy Donlon</b> (Head coach at UMKC)
<b>Jimmy Garrity</b> (Head women's coach at Wofford)
<b>CJ Gleaton</b> (Assistant coach at Quincy University)
<b>Adam Gordon</b> (Associate head coach at Southeast Missouri State)
<b>Earl Grant</b> (Head coach at College of Charleston)
<b>Marty McGillan</b> (Assistant coach at Longwood)
<b>Riley McGillan</b> (Director of operations at Longwood)
<b>Lucas McKay</b> (Assistant coach at UMKC)
<b>Terrence Oglesby</b> (Assistant coach at Carson-Newman)
<b>Rick Ray</b> (Head coach at Southeast Missouri State)
<b>Richie Riley</b> (Head coach at South Alabama)
<b>Tanner Smith</b> (Assistant coach at Kennesaw State)
<b>Mike Winiecki</b> (Assistant coach at Lakeland Magic (NBA G-League))

### NBA DRAFT PICKS UNDER BROWNELL

2014	K.J. McDaniels, 32nd to Philadelphia
2017	Jaron Blossomgame, 59th to San Antonio

## BROWNELL'S YEAR-BY-YEAR HEAD COACHING RECORD

YEAR	SCHOOL	OVERALL	.PCT	CONF.	POSTSEASON
2002-03	UNC Wilmington	24-7	.744	15-3	NCAA, 1st round
2003-04	UNC Wilmington	15-15	.500	9-9	
2004-05	UNC Wilmington	19-10	.655	13-5	
2005-06	UNC Wilmington	25-8	.758	15-3	NCAA, 1st round
2006-07	Wright State	23-10	.697	13-3	NCAA, 1st round
2007-08	Wright State	21-10	.677	12-6	
2008-09	Wright State	20-13	.606	12-6	
2009-10	Wright State	20-12	.625	12-6	
2010-11	Clemson	22-12	.647	9-7	NCAA, 2nd round
2011-12	Clemson	16-15	.516	8-8	
2012-13	Clemson	13-18	.419	5-13	
2013-14	Clemson	23-13	.639	10-8	NIT, Semifinals
2014-15	Clemson	16-15	.516	8-10	
2015-16	Clemson	17-14	.548	10-8	
2016-17	Clemson	17-16	.515	6-12	NIT, 1st Round
2017-18	Clemson	25-10	.714	11-7	NCAA, Sweet Sixteen
2018-19	Clemson	20-14	.588	9-9	NIT, 2nd Round
2019-20	Clemson	15-13	.536	9-9	

### HEAD COACHING SUMMARY

at UNC Wilmington	83-40	.675	52-20
at Wright State	84-45	.651	49-21
at Clemson	184-140	.568	85-91
<b>TOTALS</b>	<b>351-225</b>	<b>.609</b>	<b>186-132</b>

**NOTE:** Conference record is regular season only.

# GAME NOTES & MISCELLANEOUS STATS

## SERIES HISTORY VS. VIRGINIA TECH

- Clemson trails the all-time series to Virginia Tech 16-19, including a 6-12 mark in games played at Cassell Coliseum.
- The Tigers will look to bounce back from a loss to the Hokies in the season opener.

## INJURY BITTEN TIGERS

- The Tigers have been bitten by the injury bug in 2019 and have had many key players miss time due to injuries, including preseason projected starters Clyde Trapp and Jonathan Baehre and in-season starter Chase Hunter.
- Baehre, who returned from an ACL injury suffered last May, is out for the rest of the season after re-tearing his ACL.
- Three-of-the-five injured Tigers have missed at least 10 games this season.
- For much of the season, the Tigers have had as few as **eight scholarship players** active in games.
- The Tigers have had players miss a total of **69** games this season due to injury.

### Games Missed

Name	Yr	Pos	Gms Missed
Jonathan Baehre	Jr.	F	26
Alex Hemenway	Fr.	G	12
Chase Hunter	Fr.	G	18
Khavon Moore	So.	G/F	2
Aamir Simms	Jr.	F	1
Clyde Trapp	Jr.	G	10

## AL-AMIR DAWES ON A HOT STREAK

- Freshman Al-Amir Dawes had 18 points, including the game-winner with one second left in Clemson's 70-69 win over Florida State.
- Clemson has won four-of-the-last-five games and Dawes has led the Tigers in scoring in three of those contests.
- Over those five games, Dawes has averaged 15.0 points, shot 26-53 from the field (.491), 14-of-33 on his three-point attempts (.424) and made 75.0 percent from the line (9-12). He has added 16 assists and seven steals.
- Dawes scored 18 points at Pittsburgh (including 17 in the second half), a game he made 4-of-7 three-point shots and had a career high 22 at Boston College, where he made 6-10 three-point shots.

## TIGERS DREW SIX CHARGES VS. FSU

- Clemson drew six charges in the victory over Florida State on Feb. 29.
- It was the most charges taken by a Clemson team since Jan. 7, 1987 when the Tigers took seven in a win over NC State and tied for the third-most charges taken in a game since the Clemson Sports Information Office started keeping the stat in 1978-79.
- It was a team effort as five different Tigers took charges. Reserve guard Alex Hemenway took two (his first two of the year), while Clyde Trapp, John Newman III, Aamir Simms and Al-Amir Dawes all took one.
- Simms leads the team in charges taken with 14, while Hunter Tyson is second with seven and Dawes is third with six. Simms' 14 charges taken are already the most in a season by a Clemson player since 2010-11 when Tanner Smith drew 15.
- Note that there have been just eight games where Clemson has drawn at least six charges and three of the eight have taken place on the last day of February, including twice on Feb. 29.

## CLEMSON BESTS, MOST CHARGES TAKEN IN A SINGLE GAME

Charges Taken	Opponent	Date
11	H-North Carolina	1-27-1979
9	H-Catholic	11-24-1978
7	H-NC State	1-7-1987
6	H-Florida State	2-29-2020
6	H-Western Carolina	12-16-1978
6	H-Siena	11-30-1979
6	H-Maryland	2-29-1980
6	H-Baltimore	2-28-1981

## CLEMSON WINS OVER TOP-6 TEAMS

- Clemson defeated Florida State, 70-69 for its third top-six win (time of the game) over teams in the AP poll on Feb. 29, and now leads the nation in top six wins.
- The Tigers have defeated a third-ranked Duke, fifth-ranked Louisville and sixth-ranked Florida State this season.
- It is the first time since 1979-80 that Clemson has beaten three top-6 teams (top six by one of the two polls) in the same year.
- It is the first time in program history that Clemson has recorded three Top-6 AP ranked wins in the same season.
- Thirty-two different teams have recorded 36 top-6 wins this year. Louisville and Kentucky are the only other teams with two wins over top-6 teams. There have been 11 top-6 wins by ACC teams this year and Clemson has three of them.

## CLEMSON HAS OVERCOME HALFTIME DEFICIT FIVE TIMES

- Clemson overcame a 39-32 halftime deficit to defeat Florida State on Feb. 29. It was Clemson's fifth victory after trailing at the half this season. That is the most halftime deficits overcome to gain victory since 2015-16.
- The record for halftime deficits overcome for victory is six, set in 1989-90 and 2013-14.
- Three times this year Clemson has overcome a deficit of six or more to win. Clemson overcame a 10-point deficit at North Carolina, a six-point deficit at home against Wake Forest and the aforementioned Florida State game when the Tigers trailed by seven. This is the most halftime deficits of six or more points overcome to gain victory since 2008-09 when the Tigers also did it three times.
- It is interesting to note that Clemson has five wins by five points or less this year and in all five, Clemson trailed at the half.

## OVERCOMING HALFTIME DEFICITS IN 2019-20

Date	Site	Half	Opponent	Half Margin	Final
2-29-20	H	32-39	Florida State	-7	70-69
1-28-20	H	33-35	Syracuse	-2	71-70
1-21-20	H	31-37	Wake Forest	-6	71-68
1-11-20	A	29-39	North Carolina	-10	79-76 (OT)
11-24-19	N	23-25	TCU	-2	62-60 (OT)

## OVERCOMING DOUBLE-DIGIT DEFICITS

- Clemson has overcome four double-digit deficits this season and comeback to win overtime games against TCU (Nov. 24) and North Carolina (Jan. 11), as well as, games in regulation against Wake Forest (Jan. 21) and Syracuse (Jan. 28).
- The Tigers trailed by as many as 15 points against the Horned Frogs in their first game of the MGM Main Event in Las Vegas.
- Clemson defeated TCU 62-60 at T-Mobile Arena in their opening contest of the tournament on Sunday.
- After putting together a 15-0 run to close out the second half, Clemson prevailed in overtime.
- Marking the largest comeback for the Tigers since 2011.
- Down 52-37 with 7:39 remaining, the Tigers remained poised, however, and outscored the Horned Frogs 15-0 over the course of the final 7:39 of the

second half. A steal by Curran Scott helped facilitate a game-tying basket by Mack in the final minute, thus forcing overtime.

- Clemson would prevail 62-60 in the extra period.
- Clemson overcame a 13-point deficit toward the end of the first half against the Tar Heels, and also a 10-point deficit with just 2:08 remaining in regulation to force overtime and claim victory in the extra period.
- Aamir Simms scored the last 10 points of regulation to help force overtime and then scored or assisted on six-of-nine overtime points to help the Tigers prevail for their first-ever win in Chapel Hill.
- Clemson trailed Wake Forest early in the first half, but overcame a 10-point deficit and a six-point halftime deficit to oust the Demon Deacons by three in regulation.
- The Tigers used a big second-half from Tevin Mack to overcome a 10-point deficit to the Orange.
- Clemson trailed by 10 with 16:26 left in the second half to edge Syracuse by one in regulation.
- The Tigers' fifth double-digit comeback of the season was realized with a one-point victory over No. 6/6 Florida State.
- Al-Amir Dawes went coast-to-coast for a game-winning layup with one second left to seal the comeback.

## OVERCOMING 10-POINT DEFICITS UNDER BRAD BROWNELL

Date	Opponent	Down/Half	Score	Final
2-29-20	Florida State	10/2	32-42	70-69
1-28-20	Syracuse	10/2	35-45	71-70
1-21-20	Wake Forest	10/1	17-27	71-68
1-11-20	at North Carolina	10/2	58-68	79-76 OT
11-24-19	vs. TCU	15/2	37-52	62-60 OT
2-24-18	Georgia Tech	11/2	33-44	75-67
1-28-18	at Georgia Tech	12/1	12-24	72-70
12-16-17	vs. Florida	12/2	35-47	71-69
11-29-17	at Ohio State	13/1	11-24	79-65
12-31-16	at Wake Forest	13/2	51-64	73-68
1-13-16	Duke	12/1	16-28	68-63
1-24-15	Wake Forest	13/2	51-64	73-68
1-11-14	Duke	10/1	26-36	72-59
12-3-13	SC State	10/1	8-18	65-49
11-21-13	vs. Temple	12/1	20-32	72-58
2-5-11	at Georgia Tech	11/1	8-19	65-56
1-25-11	NC State	19/1	12-31	60-50
12-33-10	at Coll. of Charleston	11/1	0-11	66-59

**BOLD** signifies a Clemson home game

## CLEMSON'S DOUBLE-DIGIT ACC VICTORIES

- Clemson owns four double-digit wins in the league this season, with three coming in the last four contests. One of those was against No. 5 ranked Louisville.

## 2019-20 DOUBLE-DIGIT ACC WINS

Date	Opponent	Score	Margin
2-22-20	at Boston College	82-64	+18
2-15-20	Louisville	77-62	+15
2-12-20	at Pittsburgh	72-52	+20
1-4-20	NC State	81-70	+11

## CLEMSON EARNS SECOND TOP-5 WIN

- With Clemson's dominating win over fifth-ranked Louisville (Feb. 15), the Tigers now claim two top five wins this year. Clemson defeated third-ranked Duke on January 14, at Littlejohn Coliseum by a 79-72 score.
- The Tigers were led by John Newman III who poured in a career-high 23 points on 7-for-9 shooting from the floor, including 7-for-7 at the foul line.
- Clemson held Louisville to a season-low 14 first-half points. It was its lowest total since Jan. 30, 2016 (14 vs. Virginia) and tied for its second-lowest since Feb. 7, 2015 (13 vs. Virginia).
- The Tigers have now recorded a second top five win in the same season for the first time since 1979-80, and just the fourth time overall. Clemson recorded at least two top five wins three times between 1975 and 1980.
- The Tigers defeated No. 3 Maryland and No. 4 NC State in 1974-75 in Tates Locke's last year.

# NOTES

## PRONUNCIATION GUIDE

### COACHES

HC Brad Brownell	BROW-nehl
Strength Coach Mike Bewley	BYOO-lee
Player Development Terrell McIntyre	TUH-rell
Athletic Trainer Brad Crowe	"Crow"
Video Coordinator Amit Tailor	uh-MEET Taylor

### PLAYERS

F Jonathan Baehre	"Bear"
F Paul Grinde	GRIN-dee
C Trey Jemison	GEM-ih-son
F Khavon Moore	KAY-vohn
G Curran Scott	KERR-uhn

### HOMETOWNS/HIGH SCHOOLS

Weisbaden, Germany (Jonathan Baehre)	WHEEZ-bade-en
Oconee High School (Ga.) (Parker Fox)	OH-cone-ee
Dreher High School (Tevin Mack)	Dreer
Macon, Ga. (Khavon Moore)	MAKE-in

- Then, in 1975-76 the Tigers defeated No. 5 Wake Forest and No. 2 Maryland in consecutive ACC road games.
- The win at No. 2 Maryland is the highest ranked team Clemson has beaten on the road in history. Those were the first two ACC road games of Bill Foster's Clemson coaching career.
- The last time Clemson beat at least two top five teams in the same season was 1979-80, when the Tigers beat three top five teams in the UPI Coaches Poll.
- The Tigers defeated No. 4 North Carolina and No. 1 Duke on consecutive Wednesday nights in January of 1980. Then in February of that season the Tigers downed fifth ranked Maryland.

### SEASONS CLEMSON HAS HAD TWO TOP FIVE WINS IN SAME SEASON

Year	Opponent	AP-UPI	CU-Opp
1974-75	Maryland	3-4	83-82
	NC State	4-4	92-70
1975-76	Wake Forest	5-5	86-81
	Maryland	2-3	82-77
1976-77	North Carolina	4-4	93-73
	Wake Forest	4-4	70-66
1979-80	North Carolina	6-4	93-76
	Duke	1-1	87-82
	Maryland	7-5	90-81
2019-20	Duke	3-3	79-72
	Louisville	5-5	77-62

### CLEMSON RECORDS FOURTH STRAIGHT WIN AT PITTSBURGH AND BOSTON COLLEGE

- Clemson defeated Pittsburgh on Feb. 12 by a 72-52 score. The 20-point win was just the eighth ACC road win by 20 points or more in Clemson history.
- It was also the fourth straight win for the Tigers at Pittsburgh. That is tied for the second longest road ACC winning streak in school history. Clemson won five straight at Virginia from 1959-60 through 1963-64 and four in a row at Georgia Tech from 2010-11 through 2013-14.
- The list below is for ACC road win streaks at the same venue of three or more. Clemson has won two in a row at Georgia Tech and will have a chance for a third in a row when the Tigers travel to Georgia Tech on Feb. 25.
- Clemson also just won its fourth-straight on the road at Boston College (Feb. 22).
- The Tigers shot a program record for an ACC road game (68.9 percent) from the floor en route to an 18-point victory.

### CLEMSON MOST CONSECUTIVE WINS ON ACC OPPONENT'S HOME COURT

Opponent	Wins	Years
Virginia	5	1959-60 through 1963-64
Boston College	4	2013-14 through Present
Pittsburgh	4	2014-15 to Present
Georgia Tech	4	2010-11 through 2013-14
Wake Forest	3	2015-16 through 2017-18
Virginia Tech	3	2005-06 through 2008-09
Georgia Tech	3	1979-80 through 1981-82
NC State	3	1993-94 through 1995-96
NC State	3	2006-07 through 2009-10
Wake Forest	3	1974-75 through 1976-77

### TIGERS DOWN PITTSBURGH BY 20

- Clemson downed Pittsburgh 72-52 in its most recent ACC road game.
- The Tigers shot 59.1 (13-22) percent from 3-point range in the game. The best mark of the season.
- Clemson also shot 57.9 percent (11-19) from the floor in the second half, including 77.8 percent (7-9) from three.
- The 20-point victory was Clemson's 26th ACC road win by double digits in history – the eighth under head coach Brad Brownell.
- Brownell holds the record for ACC road wins by double-digits.
- Prior to the Pitt game last season, he was tied with Bobby Roberts, who had six between 1963-64 and 1967-68.
- The win over Pittsburgh was the second ACC road win this season, the first by double digits.
- Head Coach Brad Brownell has now also coached three of Clemson's eight all-time wins that have come by 20+ points on the road against ACC opponents.
- It was just the ninth loss for Pitt at the Petersen Events Center by at least 20 points in the Panthers' 18 years in the facility.
- Pitt entered the game with 262 wins at home since the 2002-03 season, the eighth most home wins by a Division I program since the building opened.

### LARGEST OPPONENT VICTORY MARGINS IN PETERSEN EVENTS CENTER

Year	Opponent	Score	Margin
2016-17	Louisville	106-51	+55
2017-18	Duke	87-52	+35
2017-18	Louisville	94-60	+34
2017-18	Virginia	66-37	+29
2016-17	Miami	72-46	+26
2018-19	North Carolina	85-60	+25
2017-18	Boston College	81-58	+23
2011-12	Rutgers	62-39	+23
2019-20	Clemson	72-52	+20

### TIGERS ROLL EAGLES BY 18

- Clemson rolled by Boston College en route to an 18-point victory, 82-64, on Feb. 22.
- It marked the second double-digit ACC road win of the season for the Tigers and the ninth under head coach Brad Brownell.

### CLEMSON ACC ROAD WINS BY DOUBLE DIGITS UNDER BRAD BROWNELL

Year	Opponent	Margin	CU-Opp
2011-12	Wake Forest	+20	78-58
	Georgia Tech	+19	56-37
2014-15	NC State	+11	68-57
2015-16	Wake Forest	+14	76-62
	Boston College	+16	66-50
2018-19	Georgia Tech	+23	65-42
	Pittsburgh	+14	62-48
2019-20	Pittsburgh	+20	72-52
	Boston College	+18	82-64

### CLEMSON CLOSES JANUARY 5-2

- Clemson posted a 5-2 record for the month of January, tied for third best record among the 15 ACC teams and tied for the third best winning percentage in January by a Clemson team over the last 30 years.

## BRAD BROWNELL VS. 2019-20 OPPONENTS

Opponent	at Clemson	Overall
Alabama A&M	1-0	1-0
Boston College	11-3	11-3
Colgate	1-0	1-0
Colorado	0-1	0-1
Detroit Mercy	1-0	11-0
Duke	3-9	3-9
Florida State	7-15	7-15
Georgia Tech	16-5	16-5
Jacksonville	1-0	3-0
Louisville	3-4	3-4
Miami (Fla.)	5-7	5-7
Minnesota	0-2	0-2
North Carolina	2-11	2-13
NC State	8-10	8-10
Notre Dame	2-6	2-6
Pittsburgh	7-3	7-3
Presbyterian	3-0	4-0
South Carolina	5-5	5-5
Syracuse	4-4	4-4
TCU	1-0	1-0
Virginia	2-12	2-12
Virginia Tech	6-8	6-8
Wake Forest	12-2	12-3
Yale	0-1	0-1

## CLEMSON VS. 2019-20 OPPONENTS

Opponent	Overall
Alabama A&M	1-0
Boston College	19-7
Colgate	2-0
Colorado	0-1
Detroit Mercy	1-0
Duke	32-110
Florida State	33-44
Georgia Tech	73-64
Jacksonville	2-0
Louisville	3-7
Miami (Fla.)	14-13
Minnesota	2-6
North Carolina	22-133
NC State	54-105
Notre Dame	2-6
Pittsburgh	7-3
Presbyterian	58-18-1
South Carolina	79-91
Syracuse	6-4
TCU	2-0
Virginia	53-77
Virginia Tech	16-20
Wake Forest	64-100
Yale	1-2

- Only Louisville (7-1) and Florida State (5-1) had better marks than Clemson among ACC schools for January.
- The Tigers were tied with Duke at 5-2. The Tigers defeated the Blue Devils so Clemson would be the third seed if there was a ranking for the month.
- Syracuse (5-3) was the only other ACC team with a winning record for the month.
- The .714 winning percentage for the month was tied for the third best in the last 30 years for the program.
- The 2015-16 Clemson team and the 1996-97 Tiger team were 6-2 in January and those are the best records for that month since 1990. Clemson was also 5-2 in January in 2008-09 and 2010-11.
- In addition to the two January accomplishments above the Tigers also...
- Defeated North Carolina in Chapel Hill for the first



# NOTES

## LITTLEJOHN COLISEUM

**First Game:** Nov. 30, 1968 (Clemson 76, Georgia Tech 72)  
**Games:** 783  
**Overall Record:** 573-210 (.732)  
**Non-Conference:** 357-46 (.886) | **ACC:** 216-164 (.568)  
**Brownell Era:** 112-39 (.742) | **Non-Con:** 57-12 (.826) | **ACC:** 52-29 (.642)  
**Total Attendance (Avg.):** 6,255,103 (7,989)  
**Most Wins / Season:** 16 (2006-07; 2013-14)

### LITTLEJOHN COLISEUM HOME RECORD

Year	Overall	Pct.	Attn.	Avg.
1968-69	4-7	.364	55,150	5,014
1969-70	6-5	.546	50,877	4,625
1970-71	8-4	.667	63,488	5,291
1971-72	6-4	.600	81,278	8,128
1972-73	9-2	.818	85,750	7,795
1973-74	9-4	.692	103,519	7,963
1974-75	11-1	.917	113,515	9,460
1975-76	8-5	.615	107,220	8,248
1976-77	13-2	.867	134,841	8,883
1977-78	10-5	.667	138,115	9,208
1978-79	13-3	.813	144,535	9,033
1979-80	15-0	1.000	130,900	8,727
1980-81	12-4	.750	145,792	9,112
1981-82	11-5	.688	139,731	8,733
1982-83	9-7	.563	131,063	8,191
1983-84	11-5	.688	129,600	8,100
1984-85	12-4	.750	130,136	8,134
1985-86	14-5	.737	144,699	7,616
1986-87	15-2	.882	142,274	7,328
1987-88	12-4	.750	117,250	7,328
1988-89	13-1	.929	114,123	8,151
1989-90	14-0	1.000	122,540	8,753
1990-91	9-7	.563	121,314	7,582
1991-92	12-4	.750	114,691	7,168
1992-93	11-5	.688	113,803	7,113
1993-94	11-4	.733	108,074	7,205
1994-95	11-5	.688	116,754	7,297
1995-96	14-2	.875	150,037	9,377
1996-97	12-3	.800	147,019	9,801
1997-98	11-3	.786	156,103	11,151
1998-99	12-3	.800	141,728	9,449
1999-00	7-9	.438	142,679	8,918
2000-01	9-7	.563	137,909	8,619
2001-02	8-8	.500	139,954	8,747
2002-03	5-4	.555	80,600	8,956
2003-04	10-6	.625	122,900	7,681
2004-05	10-5	.667	111,886	7,459
2005-06	12-4	.750	106,251	6,641
2006-07	16-4	.800	147,122	7,356
2007-08	14-2	.875	137,739	8,609
2008-09	13-3	.813	135,619	8,476
2009-10	14-2	.875	151,442	9,465
2010-11	15-2	.882	140,920	8,289
2011-12	11-5	.688	125,249	7,828
2012-13	8-7	.533	118,305	7,887
2013-14	16-3	.842	142,231	7,486
2014-15	11-6	.611	129,800	7,635
2015-16	Home games held in Greenville, S.C. due to renovation			
2016-17	11-6	.611	123,442	7,262
2017-18	15-1	.938	123,895	7,743
2018-19	14-5	.737	133,290	7,015
2019-20	11-5	.688	107,951	6,745

### Largest Crowds

Attendance	Date	W/L	Results
13,863	1-9-1980	W	Clemson 87, Duke 82 (OT)
13,136	2-28-1990	W	Clemson 97, Duke 93
12,632	1-29-1977	W	Clemson 93, UNC 73
12,611	1-7-1987	W	Clemson 73, NC State 69
12,267	1-19-1981	L	Virginia 74, Clemson 59
12,258	1-17-1981	L	Maryland 68, Clemson 62 (OT)
12,013	2-24-1990	W	Clemson 69, UNC 61
11,909	1-11-1978	L	Duke 107, Clemson 85
11,800	1-22-1975	W	Clemson 83, Maryland 82
11,800	2-22-1975	W	Clemson 92, NC State 70
11,800	1-24-1976	L	Virginia 69, Clemson 62
11,742	1-23-1988	W	Clemson 69, S. Carolina 65

**Note:** The arena was named for J.C. Littlejohn, a long-time Clemson University employee, for many years the school's business manager.

time in school history after 59 consecutive losses dating to 1925.

- Defeated North Carolina and Duke in consecutive games for the first time since 1989-90.
- Clemson defeated a third ranked Duke team, the highest ranked team Clemson has defeated since Feb. 18, 2001 when Clemson downed a No. 1 ranked North Carolina team.
- Defeated North Carolina, Duke and NC State in consecutive games for the first time since 1966-67.
- Defeated North Carolina and Duke in the same year for the first time since 1995-96.
- Posted wins over the four ACC schools from the state of North Carolina, giving Clemson wins over those four schools in the same year for the first time since 1995-96.

### CLEMSON BEST JANUARY WINNING PERCENTAGES SINCE 1990

Rk	Year	Coach	Record	Pct.
1.	2015-16	Brad Brownell	6-2	.750
	1996-97	Rick Barnes	6-2	.750
3.	2019-20	Brad Brownell	5-2	.714
	2010-11	Brad Brownell	5-2	.714
	2008-09	Oliver Purnell	5-2	.714
6.	2017-18	Brad Brownell	6-3	.667

### WINS OVER THREE OF TOP FOUR WINNINGEST COACHES IN HISTORY

- With Clemson's 71-70 win over Syracuse (Jan. 25), Brad Brownell defeated Hall of Fame coaches Roy Williams, Mike Krzyzewski and Jim Boeheim in a 17-day period in January.
- Coach K is first in college basketball history in total wins, while Boeheim is second and Roy Williams is fourth.
- Brownell is the fourth coach to beat all three in the same season since Syracuse joined the ACC for the 2013-14 season.
- It has happened five times total as Tony Bennett has beaten all three in the same year twice, 2013-14 and 2017-18.

### COACHES WHO HAVE BEATEN COACH K, ROY WILLIAMS AND JIM BOEHEIM IN SAME YEAR

Year	Coach	School	vs. Duke	vs. UNC	vs. 'Cuse
13-14	Tony Bennett	Virginia	72-63, 69-65	76-61	75-56
14-15	Mark Gottfried	NC State	87-75	58-46	71-57
15-16	Rick Pitino	Louisville	71-64	71-65	72-58
17-18	Tony Bennett	Virginia	65-63	61-49, 71-63	59-44, 68-61
19-20	Brad Brownell	Clemson	79-72	79-76 (OT)	71-70

Note: Since Syracuse joined the ACC in 2013-14

## CLEMSON BIRTHDAYS

January 6	O'Neil McBride
January 10	Paul Grinde
February 15	Wells Hoag
February 17	Aamir Simms
April 6	Khavon Moore
April 8	Chase Hunter
May 1	Tevin Mack
June 13	Hunter Tyson
June 17	Alex Hemenway
July 5	Curran Scott
July 15	Parker Fox
August 2	John Newman III
September 12	Jonathan Baehre
September 28	Al-Amir Dawes
October 3	Nick Honor
November 15	Brad Brownell
November 28	Trey Jemison
December 23	Clyde Trapp

## TIGERS IN THE NBA

<b>Randy Mahaffey, F</b>	
Kentucky Colonels	1968-69
New York Nets	1969-70
Carolina Cougars	1970-71

<b>Skip Wise, G</b>	
San Antonio Spurs	1975-76

<b>Tree Rollins, C</b>	
Atlanta Hawks	1978-88
Cleveland Cavaliers	1989-90
Detroit Pistons	1990-91
Houston Rockets	1991-93
Orlando Magic	1993-95

<b>Larry Nance, F</b>	
Phoenix Suns	1982-88
Cleveland Cavaliers	1988-94

<b>Horace Grant, F</b>	
Chicago Bulls	1988-94
Orlando Magic	1994-99, 2001-03
Seattle Supersonics	1999-2000
Los Angeles Lakers	2000-01, 2003-04

<b>Devin Gray, F</b>	
San Antonio Spurs, Sacramento Kings	1996-97
Houston Rockets	1999-2000

<b>Elden Campbell, C</b>	
Los Angeles Lakers	1990-99
Charlotte/New Orleans Hornets	1999-2002
Seattle Supersonics	2002-03
Detroit Pistons	2003-05

<b>Dale Davis, F</b>	
Indiana Pacers	1991-2000, 2004-05
Portland Trailblazers	2000-04
Golden State Warriors	2004-05
Detroit Pistons	2005-07

<b>Chris Whitney, G</b>	
San Antonio Spurs	1993-95
Washington Wizards	1995-2002, 2003-04
Denver Nuggets	2002-03
Orlando Magic	2002-03

<b>Sharone Wright, C</b>	
Philadelphia 76ers	1994-95
Toronto Raptors	1995-98

<b>Greg Buckner, G</b>	
Dallas Mavericks	1999-2002, 2006-07
Philadelphia 76ers	2002-04
Denver Nuggets	2004-06
Minnesota Timberwolves	2007-08
Memphis Grizzlies	2008-09

<b>Harold Jamison, F</b>	
Miami Heat	1999-2000
Los Angeles Clippers	2001-02

<b>Will Solomon, G</b>	
Memphis Grizzlies	2001-02
Toronto Raptors, Sacramento Kings	2008-09

<b>Trevor Booker, F</b>	
Washington Wizards	2010-14
Utah Jazz	2014-16
Brooklyn Nets	2016-18
Indiana Pacers	2018

<b>K.J. McDaniels, G</b>	
Philadelphia 76ers	2014-15
Houston Rockets	2015-17
Brooklyn Nets	2017
Toronto Raptors	2017

<b>Jaron Blossomgame, F</b>	
Cleveland Cavaliers	2018-19

<b>Donte Grantham, F</b>	
Oklahoma City Thunder	2018-19

# NOTES

## YEARS CLEMSON HAS HAD A WINNING RECORD AGAINST N.C. SCHOOLS

- This is already just the second winning record for Clemson against the Big Four schools over the course of a season in the last 30 years.
- Since 1990, the only other year Clemson has had a winning record against the Big Four is 2016-17 when the Tigers were 4-2.
- Overall, this is just the seventh season Clemson has had a winning record against ACC schools from the state of North Carolina.

## CLEMSON WINNING RECORDS AGAINST "BIG FOUR" SCHOOLS

Year	Duke	UNC	NCST	Wake	Total
1966-67	1-1	1-1	2-0	1-2	5-4
1974-75	2-1	1-2	1-1	2-0	6-4
1976-77	3-0	1-1	2-0	1-1	7-2
1978-79	1-1	1-1	1-1	2-0	5-3
1989-90	1-1	1-1	1-1	3-0	6-3
2016-17	0-1	0-1	2-0	2-0	4-2
2019-20	1-0	1-0	1-1	1-1	4-2

## CLEMSON VS. STATE OF NORTH CAROLINA

- With a win over Wake Forest on Jan. 21, it gave Clemson at least a break even record in the season series against all four ACC schools from the Tar Heel state for the first time since 1989-90 when the Tigers were 1-1 vs. Duke, 1-1 vs. UNC, 1-1 vs. NC State and 3-0 vs. Wake Forest.
- The only other years Clemson has been at least break even against all four ACC schools from North Carolina are 1979-80 (when Clemson was 1-1 against all four) and 1976-77. That year, Tree Rollins senior season, Clemson was 3-0 vs. Duke, 1-1 vs. North Carolina, 2-0 vs. NC State and 1-1 vs. Wake Forest.
- This is just the third time in the last 24 years Clemson has at least four wins over ACC schools from the state of North Carolina.
- Other years are 2007-08 (4-4) and 2016-17 (4-2).
- Clemson finishes 4-2 against ACC schools from the state of North Carolina, most wins in a season against the "Big Four" since 2016-17 when the Tigers were 4-2 against North Carolina, Duke, NC State and Wake Forest combined. But it would be just the second time Clemson has had four wins against the Big Four since 2007-08.

## BROWNELL ALL-TIME WINS LEADER

- Head Coach Brad Brownell passed former Head Coach Cliff Ellis with a victory over No. 3/3 Duke on Jan. 14.
- Brownell tied former Head Coach Cliff Ellis for the most wins all-time while at Clemson (177).
- The historic tying win for Brownell came following the Tigers' first-ever victory at North Carolina (Jan. 11), 79-76 in overtime.

## ALL-TIME WINNINGEST COACHES AT CLEMSON

Rk.	Coach	Record
1.	Brad Brownell (2010-present)	184-140
2.	Cliff Ellis (1985-94)	177-128
3.	Bill Foster (1975-84)	156-106
4.	Oliver Purnell (2003-10)	138-88
5.	Joe Davis (1932-40)	101-86
6.	Rock Norman (1941-46)	85-131
7.	Bobby Roberts (1963-70)	82-116
8.	Rick Barnes (1994-98)	74-48
9.	Larry Shyatt (1998-03)	70-84
10.	Tates Lock (1971-75)	62-70

## TIGERS TOPPLE NO. 3 BLUE DEVILS

- Clemson finished a historic back-to-back with a 79-72 win over No. 3/3 Duke on Jan. 14.
- Duke had held its previous seven opponents under 65 points until Clemson nearly put up an 80-spot in the seven-point victory.
- The win marked just the fourth time in the last 20 years that a team had defeated North Carolina and Duke

back-to-back during the regular season.

## TEAMS TO BEAT UNC & DUKE BACK-TO-BACK (Regular Season last 20 years)

Team	Year
Clemson Tigers	2019-20
Maryland Terrapins	2006-07
NC State Wolfpack	2002-03
Maryland Terrapins	2002-03

- It marks the third team in the last 10 seasons overall to beat Duke and UNC in consecutive games, joining Notre Dame in the 2015 ACC Tournament and Florida State in the 2012 ACC Tournament.
- The last time that Clemson had defeated North Carolina and Duke in consecutive games was during the 1989-90 season.
- That year the Tigers earned a 69-61 home win over North Carolina on Feb. 24 and then turned around and took down No. 5 Duke by four, 97-93.
- The win over Duke helped Clemson clinch at least a share of the 1990 ACC Regular Season championship. (Duke would lose to UNC the very next weekend to give the Tigers sole possession of the regular season championship).
- The win over No. 3/3 Duke was also the highest-ranked team that Clemson has beaten under Head Coach Brad Brownell.
- It was the first time since Feb. 4, 2009 that the Tigers have defeated a top-5 Duke team. Clemson beat Duke 74-47 that year.
- The Tigers knocked off an AP Top 3 ranked opponent for the first time since Feb. 18, 2001 when Clemson topped No. 1 North Carolina 75-65.

## CLEMSON'S BEST BACK-TO-BACK WINS

- There have been many noteworthy back-to-back victories in Clemson's history, but Jan. 11-14, 2020 is right up there or at the top.
- Head Coach Brad Brownell has been the leader for two of the moments below.
- **March 3-4, 1939:** Clemson beat Davidson 49-33 and Maryland 39-27 to win the Southern Conference Tournament in Raleigh.
- **March 1-2, 1962:** Clemson beats host NC State, 67-46 and No. 8 Duke, 77-72 in first two rounds of ACC Tournament in Raleigh.
- **Feb. 17-18, 1967:** Clemson downs NC State 62-50 and No. 4 North Carolina, 92-88 to win the North-South Doubleheader in Charlotte.
- **Jan. 17-21, 1976:** Clemson wins consecutive games over top 5 teams on the road, 86-81 at No. 5 Wake Forest and 82-77 over No. 2 Maryland.
- **March 6-8, 1980:** Defeated Utah State 76-73 and No. 12 BYU and Danny Ainge, 71-66 in NCAA Tournament in Ogden, Utah.
- **March 1-4, 1989:** Beat No. 9 Duke, 79-74 and No. 25 Georgia Tech, 81-79 (OT) to clinch NCAA tournament birth.
- **Feb. 24-28, 1990:** Beat North Carolina 69-61 and No. 5 Duke 97-93 to clinch ACC regular season title.
- **March 16-18, 2018:** Beat New Mexico State, 79-68 and No. 16 Auburn, 84-53 in NCAA Regional in San Diego, Calif.
- **Jan. 11-14, 2020:** Beat North Carolina in Chapel Hill for first time, 79-76 (OT) and No. 3 Duke at home, 79-72.

**Note:** Chronological order

## HISTORIC WIN IN CHAPEL HILL

- Clemson overcame a 13-point deficit toward the end of the first half, and also a 10-point deficit with just 2:08 remaining in regulation to force overtime and claim victory in the extra period.
- The comeback win marked the second time this season that the Tigers won a game without leading once

during regulation.

- It also marked the second double-digit deficit overcome for victory this season.
- It marked the Tigers' first-ever win in Chapel Hill in 60 tries and over 95 years dating back to the 1925-26 season.
- Aamir Simms led the Tigers with a "Quintuple Leadership" - leading Clemson with 20 points, eight rebounds, six assists, four blocks and three steals.
- Simms scored the last 10 points of regulation for the Tigers and scored or assisted on six-of-the-nine overtime points to help lead the Tigers to an historic victory.
- Simms nailed his third 3-pointer of the contest with 3.5 seconds remaining from the nearside wing to knot the score at 70-70.
- Then in overtime, with Clemson leading 77-76, Simms caught a pass at the key from Clyde Trapp and drove left side to finish a layup and give Clemson a 3-point advantage.
- The Tar Heels came back down and flailed up two three-point attempts, to no avail.
- Both John Newman III and Tevin Mack both showed out and scored 17 points each in the victory.
- Mack fouled out of the game with 2:08 remaining and the Tigers trailing by 10 points, but Clemson finished regulation on a 17-4 run and the game on a 21-8 run to capture the victory.

## CLEMSON AGAINST TOBACCO ROAD

- Clemson is in the middle of a five-game streak of playing games against ACC teams from the state of North Carolina. This is the first time in history Clemson has played five-straight games against North Carolina "Tobacco Road" schools in the same season.
- It is the first time Clemson has played five-straight games against ACC teams from North Carolina since the final three games of 1961-62 and the first two games of 1962-63.
- The last three games of 1961-62 were all in the 1962 ACC Tournament in Raleigh, wins over NC State and Duke and a championship game loss to Wake Forest.
- Clemson is off to a great start in this stretch with two wins, a victory over NC State at home and the epic win at North Carolina.
- The win in Chapel Hill was Clemson's first victory over the Tar Heels on their home court and the first win by Clemson against the Tar Heels in the state of North Carolina since the 1996 ACC Tournament in Greensboro.

## FEWEST 2ND HALF POINTS ALLOWED UNDER BROWNELL

- Clemson allowed just 11 points in the second half against Jacksonville. It marked the fewest points allowed in a second half under head coach Brad Brownell.
- The previous marked was 14 by Delaware State on Nov. 13, 2013.
- The Tigers allowed just two points in the last 14:40 of regulation, including holding the Dolphins scoreless for the last 7:55 of the second half.
- During the last 14:40, Clemson held Jacksonville to just 1-for-19 from the floor, including forcing five turnovers.

## CLEMSON TOUGH TO BEAT WHEN ALLOWING 50 OR LESS POINTS

- In Brad Brownell's tenure as head coach at Clemson, the Tigers are a combined 45-2 when they allow 50 or less points to its opponent.
- The Tigers have won their last 24 contests in which they have allowed 50 or less points (24-0).
- Most recently, the Tigers held Jacksonville to just 39 total points (only 11 in the second half) en route to a 68-39 victory.
- In just the Tigers' second game of the 2019-20 season, they held Presbyterian to just 45 points, marking



# NOTES

the first time this season they have held an opponent under the 50-point threshold.

- Clemson went 4-0 during 2018-19 in such games.
- The Tigers topped Pittsburgh with a 62-48 victory on the road on Feb. 27.
- Clemson rolled Georgia Tech on the road on Feb. 6, 65-42, and clinching the fewest points allowed in consecutive ACC games in Clemson history.
- The Tigers dominated Wake Forest on Feb. 3, 64-37, holding the Demon Deacons to the lowest point total allowed in an ACC game under Brownell.
- The 37 points ties Georgia Tech from a Feb. 21, 2012, 56-37, Tiger victory.
- The 40th win came on Nov. 20 in the Cayman Islands Classic semifinals with a 64-49 win over Georgia.
- The only losses on the record are losses to Virginia (49-47, Feb. 2, 2011) and Miami (45-43, Feb. 17, 2013).

## CLEMSON'S RECORD IN GAMES ALLOWING 50 POINTS OR LESS (UNDER BROWNELL)

Year	Record
2010-11	6-1
2011-12	7-0
2012-13	6-1
2013-14	9-0
2014-15	3-0
2015-16	4-0
2016-17	2-0
2017-18	2-0
2018-19	4-0
2019-20	2-0
<b>TOTAL</b>	<b>45-2</b>

## CLEMSON WHEN ALLOWING 40 OR LESS POINTS

- Taking it one step further, Clemson has allowed 40 points or less on nine occasions during Brownell's tenure as head coach.
- The Tigers have accomplished this feat twice during ACC play, while the other seven contests have been out-of-conference games.
- Clemson notched its first of the 2019-20 season with a 68-39 beating of Jacksonville on Dec. 20.
- Clemson allowed just 11 second half points against the Dolphins - the least amount allowed under Brownell at Clemson in a second half.

## CLEMSON'S RECORD IN GAMES ALLOWING 40 POINTS OR LESS (UNDER BROWNELL)

Date	Opponent	Site	W/L	Score
Dec. 20, 2019	Jacksonville	H	W	68-39
Feb. 3, 2018	Wake Forest	H	W	64-37
Nov. 13, 2015	NC Central	H	W	74-40
Dec. 14, 2013	Furman	H	W	71-35
Nov. 29, 2013	Coastal Carolina	H	W	69-40
Nov. 13, 2013	Delaware State	H	W	58-37
Feb. 21, 2012	Georgia Tech	A	W	56-37
Dec. 17, 2011	Winthrop	H	W	60-40
Dec. 17, 2010	Savannah State	H	W	61-40
<b>RECORD</b>				<b>9-0</b>

## CLEMSON MANAGERS CLIMBING NATIONAL RANKS

- Clemson's manager team is 2-3 this season and has slowly been climbing the @ManagerGames\_ national rankings since the poll debuted earlier this year.
- They are averaging 73.8 points per game over five contests this season.
- The Clemson managers rank 34th nationally.
- The 73.8 points per contest ranks 51st in the country out of 172 teams.
- The Tiger managers have four averaging double figures this season: Terrell McIntyre (27.0), Aaron Stevens (20.0), Jake Cerota (14.0) and Kylen Butler (12.0).

## COMEBACK FOR THE AGES

- Putting on a show in the "Entertainment Capital of

the World," the Clemson University men's basketball team stepped up under pressure and pulled off a gritty victory in the 2019 MGM Resorts Main Event.

- Clemson defeated TCU 62-60 at T-Mobile Arena in their opening contest of the tournament on Sunday.
- After putting together a 15-0 run to close out the second half, Clemson prevailed in overtime.
- The Tigers knocked down 10 3-pointers, including several pivotal treys, in their first action away from Littlejohn Coliseum.
- Marking the largest comeback for the Tigers since 2011.
- Tevin Mack led the charge for the Tigers with a season-high 22 points and nine rebounds.
- Mack went 5-of-10 from deep, with three of his 3-point shots coming in the first half.
- Aamir Simms sparked the comeback in the second half. Simms manufactured a double-double with 13 points and 12 boards, and all 13 of his points were tallied after halftime.
- Down 52-37 with 7:39 remaining, the Tigers remained poised, however, and outscored the Horned Frogs 15-0 over the course of the final 7:39 of the second half. A steal by Curran Scott helped facilitate a game-tying basket by Mack in the final minute, thus forcing overtime.
- In the bonus period, the Tigers came back from a four-point deficit, with a 3-pointer by Al-Amir Dawes giving Clemson a lead that it did not relinquish. Dawes' shot was netted with 1:33 remaining, and it put the Tigers ahead 61-60. The Horned Frogs missed a couple of shots near the basket on their final possession, and Mack then iced the game with a free throw.

## HIGH SCORING TIGERS

- Clemson scored 80+ points in three-straight games earlier this season (Nov. 10-21, 2019).
- The Tigers scored 87 points in consecutive games against Detroit Mercy and Alabama A&M en route to blowouts. They also scored 81 against Colgate, the Patriot League preseason favorites.
- It marked just the third time that Clemson has scored 80+ points in three-straight games under head coach Brad Brownell.
- The Tigers also accomplished this from Dec. 4-10, 2016 and Nov. 10-16, 2017.

## THREE MAJOR SCORERS

- In Clemson's win over Detroit Mercy on Nov. 17, the Tigers boasted three scorers with at least 18 points.
- Hunter Tyson (20), Aamir Simms (19) and Tevin Mack (18) all helped lead the Tigers to a season-high 87 points and a decisive 22-point victory.
- As a collective group, they finished 24-for-36 from the floor (66.7 percent).
- It also marked the first time in nearly 12 seasons that the Tigers have accomplished that feat.
- You'd have to go back to March 8, 2009 when the Tigers' Demontez Stitt (21), K.C. Rivers (21) and Trevor Booker (18) paced Clemson in a 96-88 loss to Wake Forest.

## TIGERS SWIPE 13 STEALS

- Clemson came away with 13 steals in its 81-68 win over Colgate on Nov. 10.
- The 13 steals were the most in a game for Clemson since swiping 15 in an 84-67 win over Lipscomb last season (Dec. 30, 2018).
- The year prior in 2017-18, the Tigers stole 15 passes in a 74-69 overtime win over Louisville (Jan. 6, 2018).
- Besides those two instances, it is the third-most steals in a game for Clemson under head coach Brad Brownell since they notched 16 (the most under coach Brownell) against The Citadel on Jan. 1, 2013.

- Tevin Mack came up with five steals against Colgate (Nov. 10) - his career-best to date.
- Mack is the first Tiger to garner five steals in a game since Marquise Reed stole five in a 67-55 win over Syracuse last season (March 9, 2019).
- Reed achieved five steals on three separate occasions last season.
- Mack is just the second Clemson player since the 2015-16 season to garner at least five steals in a game.
- Avry Holmes stole six against Georgia Tech that season (Feb. 13, 2016).

## THREES FOR DAYS

- Clemson knocked down an impressive barrage of 3-pointers in a 79-45 victory over Presbyterian (Nov. 7).
- The Tigers made 14 threes for just the sixth time in program history.
- Clemson has made 14 threes or more on four occasions during the Brownell Era.
- The Tigers made 14 last season in a home victory over Pittsburgh (Jan. 29, 2019).
- The year prior, Clemson made 15 in a home win against North Carolina (Jan. 30, 2018).
- In 2015, the Tigers knocked down 14 on the road at Minnesota in a loss.

## THREE-POINT GOALS - CLEMSON

No	Att	Site-Opponent	Date
16	28	N2-Puerto Rico-Mayaguez	12-19-2005
16	26	A-Virginia	2-7-2008
15	37	N1-Evansville	12-27-1993
15	30	H-North Carolina	1-30-2018
15	28	A-Maryland	1-20-2002
15	27	H-Western Carolina	12-23-2006
15	23	A-Virginia	1-22-1983
14	34	H-Presbyterian	11-7-2019
14	30	H-Presbyterian	11-13-2009
14	28	H-Georgia Tech	1-24-2001
14	28	A-Minnesota	11-30-2015
14	27	H-Pittsburgh	1-29-2019
14	25	A-Virginia Tech	1-29-2009

**BOLD** signifies Brad Brownell coached team

## FRESHMEN EMPHASIS

- Head coach Brad Brownell has started an all-freshmen backcourt this season with Al-Amir Dawes and Chase Hunter.
- This marks the first time that Brownell has started a freshman since 2014-15 when Donte Grantham started his first career game as a Tiger.
- The year prior to Grantham, Brownell started Jaron Blossomgame as a rookie in 2013-14.
- Other recent instances of one freshman starting their rookie year: Demontez Stitt (2007-08), Trevor Booker (2006-07), K.C. Rivers (2005-06).
- The last time that Clemson had two freshmen primarily in the starting lineup was 2004-05 when guard Cliff Hammonds and forward Cheyenne Moore shared that privilege.
- The 1995-96 season was unique in Clemson history in that, then-head coach Rick Barnes started four freshmen and one sophomore. Among the freshmen starting that season, current director of player development and second all-time leading scorer Terrell McIntyre.
- You'd have to go all the way back to the 1943-44 season for the last time the Tigers primarily started freshmen in the backcourt.
- Eddis Freeman and Leonard Riddle started most of that season in the backcourt and combined for 18.4 points per game.
- Dawes and Hunter combined for 18 points in their debut as Tigers.

## FIRST FRESHMEN TIGERS SINCE...

- As noted above, the last time freshmen primarily started in the backcourt was the 1943-44 season.
- However, Clemson has started freshmen in the

# NOTES

backcourt since then, but just not on a regular basis.

- The last time the Tigers started both freshmen in the backcourt was Feb. 27, 1991. A 79-62 loss at Duke.
- Jimmy Mason and Andrew Bovain started for the Tigers at Cameron Indoor Stadium.

## BROWNELL'S 20-WIN SEASONS

- Head coach Brad Brownell clinched his fourth 20-win campaign at Clemson with a 75-69 victory over Wright State in the first round of the NIT on March 19, 2019.
- It marks Brownell's second consecutive 20-win season at Clemson.
- Brownell won 25 games in 2017-18 en route to leading the Tigers to the Sweet 16 of the NCAA Tournament.
- Brownell was a Naismith National Coach of the Year semifinalist in 2017-18 and won Sports Illustrated College Coach of the Year.
- The 25 wins tied the Clemson record for wins in a season and the 11 ACC victories was the most by a Clemson coach in history.
- Brownell also accomplished 20 wins in 2013-14 and in his first season as a Tiger in 2010-11.
- The Tigers reached the semifinals of the NIT in 2014, while making an appearance in the second round of the NCAA Tournament in 2011.
- Brownell came to Clemson with six 20-win campaigns under his belt, including one at UNC Wilmington and one for each year he spent at Wright State.
- Of those six seasons, Brownell's teams made it to the NCAA Tournament on three occasions.

## CLEMSON REPRESENTS UNITED STATES AND WINS GOLD MEDAL

- Clemson represented the United States at the 2019 World University Games and proceeded to finish the tournament 6-0 and win a Gold Medal.
- The Gold Medal for the United States was its first since 2015 and just its second since 2005.
- In the Gold Medal game, John Newman III scored a game-high 20 points with a team-high seven rebounds as the United States coasted to an 85-63 win over Ukraine.
- The United States trailed early in the game 6-0, but went on a 23-4 run and a 12-2 run to start the second quarter to take a 40-17 lead.
- The USA cruised in the second half and built a game-high 27-point lead at 79-52 before closing out the 22-point win.
- Aamir Simms led the United States' attack, averaging 15.2 points and 9.8 rebounds for the tournament.
- Simms turned in his best performance with an ultra-impressive showing against Israel in the semifinal game with 27 points and 16 rebounds.
- Newman III followed Simms' lead throughout the tournament and averaged 13.3 points and 5.7 rebounds per contest.
- Of the United States' six victories, four came by five points or less.

## CLEMSON 2019-20 SIGNING CLASS

- Head coach Brad Brownell's Tigers announced the signing of three student-athletes on Nov. 15.
- 247Sports ranked the Tigers' class No. 35 overall in the country and No. 6 in the Atlantic Coast Conference.
- Al-Amir Dawes (The Patrick School/Newark, N.J.), Chase Hunter (Westlake/Atlanta, Ga.) and Alex Hemenway (Castle HS/Newburgh, Ind.) all signed national letters of intent to play at Clemson.

"We're excited about the addition of these three young men," Brownell stated. "It's no secret that we needed to add depth to our backcourt and our staff is super excited about Al-Amir, Chase and Alex. They all bring unique skill sets to our team and we believe they will complement each other very well on the floor."

- Dawes is a 6-2 guard from Newark, N.J. and was rated as a four-star prospect according to both ESPN and 247Sports.
- ESPN has Dawes was ranked No. 95 in its Top 100 for the 2019 signing class when he signed with Clemson.
- He was rated the 5th-best prospect in New Jersey, 15th nationally at the point guard position and 24th overall on the east coast.
- Dawes averaged 16.8 points, 4.0 assists, 2.9 rebounds and 1.8 steals per game on the Nike EYBL Circuit en route to third-team honors — earning top 15 recognition.
- He chose Clemson over Providence, Seton Hall, St. John's and UCONN.

"Al is a tough, hard-nosed playmaker who excels in the pick and roll game," said Brownell. "He comes from one of the best basketball programs in the country and has played against tremendous competition throughout his career. He has very good speed in the open floor and we are excited about his ability to create for himself and others."

- Hunter is a 6-3 combo guard from Atlanta Ga. and was rated as a four-star prospect and No. 98 overall in 247Sports' Top 100 recruits for the 2019 class.
- 247Sports ranked Hunter as the No. 4 player in the state of Georgia and the No. 14 combo guard in the country.
- He averaged 15.6 points, 4.1 rebounds, 2.3 assists and 1.8 steals per game as a junior in high school.
- He scored in double-figures in 17-of-22 games and scored more than 20 points on eight occasions, including at least 30 points twice.
- On the Under Armour Circuit, he averaged 14.0 points, 2.7 assists, 2.5 rebounds and 1.5 steals per game.
- Hunter chose Clemson over Georgia, Virginia, Oklahoma and Michigan State.
- "Chase is a super athletic guard who attacks the basket in transition and shoots the ball well from the perimeter," Brownell said. "He is a very strong, physical defender who should be able to contribute immediately because of his elite athleticism and his ability to score in a variety of ways."
- Hemenway is a 6-4 distance shooter from Newburgh, Ind. and was rated as a three-star prospect by 247Sports and was listed as the No. 10 recruit in the state of Indiana.
- Hemenway averaged 21.0 points, 5.0 rebounds and 4.0 assists per game as a junior last season at Castle High School.
- He chose Clemson over Nebraska, Creighton, DePaul and Belmont.
- "Alex is a sneaky good athlete with very good skill level and a high basketball IQ," said Brownell. "He shoots the ball well from three-point range and his versatility should allow him to play both guard positions in our program."

## \*LIT\* TLEJOHN COLISEUM

- The Tigers are 40-11 (.784) dating back to the beginning of the 2017-18 season on their home floor.
- Since the inception of the newly renovated Littlejohn Coliseum prior to the 2016-17 season, the Tigers are 49-17 overall (.742 percent).
- In non-conference regular season games, the Tigers are 25-3 during that span (.893 percent).
- In total non-conference games, including home NIT games, the Tigers are 26-5 (.839 percent).

## CLEMSON SEASON BREAKDOWN BY UNIFORM

- In 2017-18 the Tigers debuted three new jerseys to their arsenal, including a new version of its home white and road orange uniform. They also debuted purple, anthracite and throwback jerseys.
- Clemson wore its 2017-18 home whites the most last

season, wearing them for 19-out-of-their-32 regular season games.

- With the exception of one home game in which Clemson wore 1990's throwback home white uniform against Pittsburgh, the Tigers wore its 17-18 home whites on the road in a 14-point win at Ohio State. The Buckeyes wore all red that night.
- They also wore white during their two-point triumphant comeback win over then No. 22-ranked Florida on Dec. 16 in the Orange Bowl Classic.
- 18 of the Tigers' 25 wins in 2017-18 came while wearing their home whites.
- Clemson tallied 13 victories in their home whites last season.

## CLEMSON'S RECORD BY UNIFORM (17/18-pres.)

Uniform	Times Worn	Wins	Losses
Home White	51	41	10
Road Orange	34	15	19
90's Throwback Home White	5	3	2
Purple	3	0	3
Anthracite	2	0	2

## 2020-21 SIGNING CLASS IS 35TH NATIONALLY

- Head Coach Brad Brownell and his staff added two players to the Clemson University men's basketball program on Wednesday. P.J. Hall (Spartanburg, S.C./Dorman) and Olivier-Maxence Prosper (Montreal, Quebec, Canada/NBA Academy Latin America) both signed national letters of intent to play for the Tigers beginning in 2020-21.
- The recruiting class ranks 35th nationally according to Rivals. It is 38th nationally according to 247Sports. Also, according to 247Sports, Hall and Prosper rank as the No. 3 and No 4 all-time prospects based on ranking in Clemson history.
- "I'm extremely excited about the addition of P.J. and O-Max to the Clemson Basketball family," said Brownell. "They are both highly regarded players who come from outstanding families and will add tremendous size, length and versatility to our team. These two hard-working young men have the ability and the opportunity to make a significant impact on our program. Our fans will certainly be excited to watch them play next season."

## P.J. HALL (SPARTANBURG, S.C./DORMAN)

- Hall is a 6-10, 235-pound forward from Spartanburg, S.C. and is rated as a four-star prospect according to both ESPN and 247Sports. ESPN ranks Hall No. 42 in its Top 100 for the 2020 signing class. He is rated the No. 1 prospect in South Carolina and 10th at his position nationally. 247Sports lists Hall as their No. 61 overall prospect and the No. 9 player at his position in the country. Rivals ranks him at No. 62 in their Rivals150.
- "P.J. is a strong, physical post player with a shooting touch that allows him to play both inside and outside. He comes from an outstanding Dorman High School program coached by Thomas Ryan, where he has won back-to-back 5A State Championships. His passion for basketball and willingness to work gives us great excitement about his future at Clemson."
- "Family's the most important thing, and that's the reason I fell in love with Clemson University," Hall said. "I went up there and my last visit in the fall was amazing. We were on a visit, but it didn't feel like a visit. It felt like I was a part of the basketball team and a student at the university."
- "That was the reason I couldn't say no. Coach Brownell recruited me two years very hard and I can't wait to play for him for the next four."
- As a member of Upward Stars (SC), Hall averaged 14.8 points and 4.8 rebounds per game on the adidas Gauntlet in 2019. Hall's best game came against the Atlanta Celtics, scoring 27 points and grabbing 14 rebounds.
- Over the course of 14 games, Hall finished 59.1 (81-for-137) percent from the floor and an ultra-impressive 55.8

# NOTES

percent (24-for-43) from three.

- P.J. chose Clemson over Virginia Tech, Florida, Tennessee, Georgia Tech and South Carolina among others.

## P.J. Hall Honors and Accolades

### Rankings

- No. 1 ranked player in South Carolina
- ESPN ranked four-star prospect (No. 60 in ESPN Top 100, No. 10 power forward in the nation)
- 247Sports ranked four-star prospect (No. 61 in Top247, No. 9 power forward in the nation)
- Rivals ranked four-star prospect (No. 62 in Rivals150)

### 2018-19

- Averaged 14.5 points, 8.2 rebounds and 2.1 blocks per game as a junior
- USA Today All-South Carolina Team
- 5A State Champion
- All-Region
- All-State
- Spartanburg Herald Journal First-Team All-Area
- Chick-Fil-A Classic All-Tournament Team

### 2017-18:

- SC Top-80 Camp "Mr. Basketball"
- 5A State Champion
- SCHSL All-Rookie Team

## OLIVIER-MAXENCE PROSPER (MONTREAL, QUEBEC, CANADA/ NBA ACADEMY LATIN AMERICA)

- Prosper is a 6-7 versatile forward from Montreal, Quebec, Canada and is rated as a four-star prospect according to 247Sports. He is ranked No. 82 overall and as the No. 15 power forward in the 2020 247Sports Top247.
- *"O-Max is an athletic forward with the skill set and versatility to play multiple positions at Clemson. He's an extremely hard worker who is dedicated to improving his game. Our coaching staff was impressed by his talent and competitive spirit at such a young age and feels like O-Max has a very bright future in basketball."*
- *"Thank you to Clemson University and Clemson Basketball for giving me the opportunity to be part of the family and providing me with the platform to expand my game. This is only the beginning," Prosper posted the day of his commitment.*
- Prosper spent last season at Lake Forest Academy in Illinois and transferred to the NBA's Latin American Academy in Mexico City to finish his high school career. He will graduate early and reclassify and join Clemson for the 2020-21 season.
- Prosper played for Brookwood Elite (Canada) on the adidas Gauntlet in 2019. He averaged 11.2 points and 4.5 rebounds over six contests. He shot 43.4 percent from the floor. Prosper's best game came against the NY Jayhawks, finishing with 17 points and nine rebounds.
- Prosper chose Clemson over California, Stanford and Baylor.

## Olivier-Maxence Prosper Honors and Accolades

### Rankings

- 247Sports ranked four-star prospect (No. 82 in Top247, No. 15 power forward in the nation)
- Rivals ranked four-star prospect

### Accolades

- No. 3 ranked Canadian in 2020 class by North Pole Hoops
- MVP of 2019 Biosteel Canadian All-Star Game
- All-Star Team of 2019 NBA Basketball Without Borders
- First-Team All-Star of NBA Academy Camp
- First-Team All-Tournament at the 2019 Caribbean Classic

## P.J. HALL EARNS MVP OF BEACH BALL CLASSIC

- Hall led Dorman High School to the 39th Beach Ball Classic title, just the first time a team from South Carolina has done so since 1986.
- Dorman defeated St. John's of Washington, D.C., 69-60, for the 39th Beach Ball championship game at the Myrtle Beach Convention Center.
- Hall recorded 20 points and five rebounds for the No. 15 ranked Dorman squad.

## P.J. HALL MOVES UP TO NO. 42

- Hall moved up to No. 42 in ESPN's rankings of its Top 100 prospects for 2020.
- The No. 42 ranking is a large jump from his previous mark of No. 60 on ESPN's rankings.

## OLIVIER-MAXENCE PROSPER COMPETES AT BASKETBALL WITHOUT BORDERS GLOBAL CAMP

- Prosper competed at the sixth annual Basketball Without Borders (BWB) Global Camp, a joint venture of the NBA and FIBA.
- Sixty-four boys and girls from 34 countries and regions, get measured, undergo athletic testing, practice, scrimmage and conduct drills under watchful eyes of all 30 NBA franchises.
- Participants also attend daily seminars for life skills.
- "Prosper is one of the more intriguing long-term prospects given his physical tools and two-way play at the combo forward position every NBA team covets."

## CLEMSON TIGERS MAN OF THE MONTH CHALLENGE

- Brad Brownell and the Clemson basketball program began a "Man of the Month" competition in 2017.
- Each player is graded after each practice by his position coach, after each strength session by director of basketball strength and conditioning Mike Bewley and twice a week on academics.
- Oct. 2017 Man of the Month: Lyles Davis
- Nov. 2017: Malik William
- Dec. 2017: Mark Donnal
- Jan. 2018: Marcquise Reed
- Feb. 2018: Gabe DeVoe
- Oct. 2018 Man of the Month: Lyles Davis
- Nov. 2018: Hunter Tyson
- Dec. 2018: Clyde Trapp
- Jan. 2019: Shelton Mitchell
- Feb. 2019: John Newman III
- Oct. 2019 Man of the Month: Alex Hemenway
- Nov. 2019: Hunter Tyson
- Dec. 2019: Trey Jemison
- Jan. 2020: Curran Scott
- Feb. 2020: Aamir Simms



# 0 CLYDE TRAPP



Jr. | Guard | 6-4 | 194  
Eastover, S.C. | Lower Richland

## » CAREER HIGHS

Points	17	vs. Syracuse	1/28/20
Rebounds	9	vs. Syracuse	1/28/20
Assists	6	vs. Syracuse	1/28/20
Steals	3	2x, last vs. Char. So.	12/18/18
FG Made	6	vs. Syracuse	1/28/20
3FG Made	4	2x, last vs. Syracuse	1/28/20
FT Made	4	4x, last vs. North Carolina	3/2/19
Minutes	37	vs. Wright State	3/19/19

## » ABOUT CLYDE TRAPP

**Born** December 23, 1998  
**Hometown** Eastover, S.C.  
**High School** Lower Richland High School  
**Major** Sports Communications  
**Pre-Game Ritual** Meditates

» Played AAU basketball under Edward Scott, a former All-ACC standout at Clemson and still one of the program's leaders in assists.

## » 2019-20 GAME-BY-GAME

OPPONENT	FG	PCT.	3FG	PCT.	FT	PCT.	OR-DR-TOT	PF	A	TO	BLK	STL	PTS	MIN
Virginia Tech	dnp	(injured)												
Presbyterian	dnp	(injured)												
Colgate	dnp	(injured)												
Detroit Mercy	dnp	(injured)												
Alabama A&M	dnp	(injured)												
vs. TCU	dnp	(injured)												
vs. [21] Colorado	dnp	(injured)												
at Minnesota	dnp	(injured)												
at [17] Florida State	dnp	(injured)												
South Carolina	dnp	(injured)												
Jacksonville	2-5	.400	0-2	.000	0-0	.000	0-0-0	0	2	0	0	0	4	12
Yale	2-3	.667	1-2	.500	2-4	.500	0-0-0	1	1	1	0	1	7	21
* Miami	4-8	.500	3-5	.600	2-3	.667	0-5-5	3	1	2	0	1	13	35
* NC State	0-4	.000	0-3	.000	1-2	.500	0-5-5	1	3	3	0	0	1	33
* at North Carolina	2-12	.167	0-4	.000	0-2	.000	0-6-6	3	3	0	0	0	4	28
* [3] Duke	1-2	.500	0-1	.000	1-2	.500	0-3-3	3	3	3	0	1	3	30
* at NC State	1-8	.125	0-2	.000	0-2	.000	1-3-4	2	1	2	0	1	2	22
* Wake Forest	3-6	.500	1-3	.333	2-7	.286	0-8-8	2	4	1	0	1	9	28
* at [6] Louisville	3-7	.429	2-5	.400	3-4	.750	0-1-1	1	3	1	0	2	11	19
* Syracuse	6-9	.667	4-7	.571	1-1	1.000	0-9-9	2	6	2	1	2	17	35
* at Wake Forest	2-4	.500	0-1	.000	0-0	.000	1-2-3	4	2	1	0	0	4	17
* at Virginia	0-4	.000	0-4	.000	0-0	.000	0-5-5	1	2	2	0	0	0	33
* Notre Dame	3-8	.375	1-5	.200	0-0	.000	0-4-4	0	4	3	0	1	7	32
* at Pittsburgh	1-4	.250	1-2	.500	0-0	.000	0-4-4	3	5	4	0	0	3	32
* [5] Louisville	3-8	.375	1-4	.250	3-5	.600	0-9-9	3	2	0	1	1	10	33
* at Boston College	2-3	.667	0-0	.000	0-0	.000	0-0-0	4	4	1	0	0	4	13
* at Georgia Tech	1-2	.500	0-1	.000	0-0	.000	0-2-2	0	1	3	0	0	2	16
* [6] Florida State	3-7	.429	0-2	.000	2-6	.333	0-5-5	1	1	3	0	1	8	24
at Virginia Tech														
Georgia Tech														

\* - Game Started; [] AP Ranking

## » NOTES

### BEST NIGHT AS A TIGER

- Clyde Trapp put together probably his best performance as a Tiger. Head Coach Brad Brownell stated as such following Clemson's home win over Syracuse.
- Trapp posted career highs in points (17), rebounds (9) and assists (6) to help propel the Tigers to victory.
- Trapp also scored the game-winning basket with 2.5 seconds left in the game on a pass from Khavon Moore.

### CAREER NIGHT ON THE GLASS

- Clyde Trapp grabbed a career-high eight rebounds against Wake Forest (Jan. 21) in a 71-68 victory.
- The eight rebounds were the most of his career and also the most defensive rebounds of his career (8).

### POISED ON THE FLOOR

- Trapp brought much needed depth and experience to the floor for the Tigers.
- Having started the last five contests, he has posted 13 assists, including one of the biggest in Clemson history.
- Trapp made a great in rythm, in the pocket pass to Aamir Simms for a late wing 3-pointer to tie the Tar Heels at 70-70 with 3.5 seconds left.
- Trapp scored or assisted on four points in the overtime victory, the Tigers' first in Chapel Hill in 59 tries, spanning 95 years.

### TRAPP RETURNS FROM INJURY

- Trapp missed the first 10 games of the season due to injury, but returned off the bench against Jacksonville on Dec. 20.
- Scored a season-high 13 points in his first start against the Dolphins, finishing 4-of-8 from the floor and 3-for-5 from distance.

### TRAPP SUFFERS TORN ACL

- It was announced on June 28, 2019 that Trapp tore his ACL, one day before the team would travel to Italy for the 2019 World University Games.

## » CAREER STATS

Year				Field Goals			3-PT			Rebounds																							
	GP	GS	Min.	FG	FGA	Pct.	FG	FGA	Pct.	FT	FTA	Pct.	OR	DR	TOT	Avg.	PF	DQ	A	TO	Blk	Stl	Pts.	Avg.									
2017-18	29	0	225	16	41	.390	7	21	.333	14	19	.737	1	19	20	0.7	25	0	17	15	2	2	53	1.8									
2018-19	34	7	816	69	173	.399	26	85	.306	40	62	.645	15	114	129	3.4	73	1	54	58	8	28	204	6.0									
2019-20	18	16	461	39	104	.375	14	53	.264	17	38	.447	2	71	73	4.1	34	0	48	32	2	12	109	6.1									
TOTAL	81	23	1504	124	318	.390	47	159	.296	71	119	.597	18	188	206	2.5	132	1	119	105	12	42	366	4.5									

# 1 JONATHAN BAEHRE

Jr. | Forward | 6-10 | 214  
Weisbaden, Germany | UNC Asheville



## » CAREER HIGHS

Points	28	at USC	3/13/18
Rebounds	14	at USC	3/13/18
Assists	4	vs. Western Carolina	12/17/17
Steals	3	vs. Western Carolina	12/17/17
FG Made	11	at USC	3/13/18
3FG Made	4	at USC	3/13/18
FT Made	4	vs. Liberty	2/15/18
Minutes	42	at USC	3/13/18

## » ABOUT JONATHAN BAEHRE

<b>Born</b> September 12, 1996
<b>Hometown</b> Weisbaden, Germany
<b>High School</b> Wilkinson County (Ga.)
<b>Previous School</b> UNC Asheville
<b>Major</b> Economics
<b>Pronunciation:</b> Baehre (Sounds like Bear)

## » 2019-20 GAME-BY-GAME

OPPONENT	FG	PCT.	3FG	PCT.	FT	PCT.	OR-DR-TOT	PF	A	TO	BLK	STL	PTS	MIN
Virginia Tech	dnp	(injured)												
Presbyterian	dnp	(injured)												
Colgate	dnp	(injured)												
Detroit Mercy	dnp	(injured)												
Alabama A&M	dnp	(injured)												
vs. TCU	dnp	(injured)												
vs. [21] Colorado	dnp	(injured)												
at Minnesota	dnp	(injured)												
at [17] Florida State	0-1	.000	0-1	.000	0-0	.000	1-2-3	0	0	1	0	0	0	13
South Carolina	0-1	.000	0-1	.000	0-0	.000	0-4-4	0	0	5	0	0	0	13
Jacksonville	dnp	(injured)												
Yale	dnp	(injured)												
Miami	dnp	(injured)												
NC State	dnp	(injured)												
at North Carolina	dnp	(injured)												
[3] Duke	dnp	(injured)												
at NC State	dnp	(injured)												
Wake Forest	dnp	(injured)												
at [6] Louisville	dnp	(injured)												
Syracuse	dnp	(injured)												
at Wake Forest	dnp	(injured)												
at Virginia	dnp	(injured)												
Notre Dame	dnp	(injured)												
at Pittsburgh	dnp	(injured)												
[5] Louisville	dnp	(injured)												
at Boston College	dnp	(injured)												
at Georgia Tech	dnp	(injured)												
[6] Florida State	dnp	(injured)												
at Virginia Tech														
Georgia Tech														

\* - Game Started; [] AP Ranking

## » NOTES

### BAEHRE RE-TEARS ACL

- It was announced on Feb. 1, 2020 that Jonathan Baehre re-tore his ACL and underwent successful surgery.
- Baehre is officially out for the remainder of the 2019-20 season.
- It was announced on May 21, 2019 that Baehre tore his ACL. He would still travel to Italy for the 2019 World University Games, but would not participate.

## » CAREER STATS

Year					Field Goals			3-PT							Rebounds											
	GP	GS	Min.		FG	FGA	Pct.	FG	FGA	Pct.	FT	FTA	Pct.		OR	DR	TOT	Avg.	PF	DQ	A	TO	Blk	Stl	Pts.	Avg.
2016-17	11	0	82		9	19	.474	1	3	.333	4	9	.444		9	8	17	1.5	9	0	5	5	3	3	23	2.1
2017-18	33	20	716		100	185	.541	24	66	.364	15	20	.750		50	97	147	4.5	92	4	29	38	57	21	239	7.2
2019-20	2	0	26		0	2	.000	0	2	.000	0	0	.000		1	6	7	3.5	0	0	0	6	0	0	0	0.0
<b>TOTAL</b>	<b>46</b>	<b>20</b>	<b>824</b>		<b>109</b>	<b>206</b>	<b>.529</b>	<b>25</b>	<b>71</b>	<b>.352</b>	<b>19</b>	<b>29</b>	<b>.655</b>		<b>60</b>	<b>111</b>	<b>171</b>	<b>3.7</b>	<b>101</b>	<b>4</b>	<b>34</b>	<b>49</b>	<b>60</b>	<b>24</b>	<b>262</b>	<b>5.7</b>

# 2 AL-AMIR DAWES

Fr. | Guard | 6-2 | 180  
Newark, N.J. | The Patrick School



## » CAREER HIGHS

Points	22	at Boston College	2/22/20
Rebounds	8	vs. Virginia	2/5/20
Assists	6	2x, last vs. Colorado	11/26/19
Steals	3	vs. TCU	11/24/19
FG Made	8	at Boston College	2/22/20
3FG Made	6	at Boston College	2/22/20
FT Made	9	vs. NC State	1/4/20
Minutes	37	2x, last at Boston College	2/22/20

## » ABOUT AL-AMIR DAWES

**Born** September 28, 2001  
**Hometown** Newark, N.J.  
**High School** The Patrick School  
**Major** Communications

» ESPN Top 100 Prospect, 247Sports Top 150 Prospect, Rivals Top 150 Prospect.  
 » Chose Clemson over Providence, Seton Hall, St. John's and UCONN.

## » 2019-20 GAME-BY-GAME

OPPONENT	FG	PCT.	3FG	PCT.	FT	PCT.	OR-DR-TOT	PF	A	TO	BLK	STL	PTS	MIN
* Virginia Tech	4-11	.364	2-6	.333	1-1	1.000	0-6-6	0	2	2	0	0	11	32
* Presbyterian	2-6	.333	0-4	.000	0-0	.000	1-1-2	1	1	3	0	2	4	22
* Colgate	6-12	.500	2-6	.333	2-2	1.000	0-2-2	0	4	1	0	0	16	34
* Detroit Mercy	2-5	.400	2-4	.500	1-2	.500	0-0-0	4	6	2	0	2	7	32
* Alabama A&M	7-11	.636	3-6	.500	2-4	.500	0-5-5	0	2	2	0	2	19	27
* vs. TCU	3-6	.500	2-3	.667	0-2	.000	0-2-2	3	3	7	0	3	8	34
* vs. [21] Colorado	2-4	.500	1-2	.500	1-1	1.000	1-1-2	1	6	4	0	0	6	37
* at Minnesota	1-5	.200	0-3	.000	2-2	1.000	0-0-0	3	1	1	0	0	4	28
* at [17] Florida State	5-13	.385	2-8	.250	1-2	.500	1-2-3	1	3	6	0	0	13	34
* South Carolina	4-17	.235	3-14	.214	2-2	1.000	0-4-4	1	5	6	0	0	13	36
* Jacksonville	1-8	.125	1-6	.167	0-0	.000	0-4-4	1	4	2	0	0	3	28
Yale	0-5	.000	0-3	.000	2-2	1.000	0-6-6	2	0	2	0	0	2	35
* Miami	2-7	.286	2-4	.500	0-0	.000	0-1-1	4	4	4	0	1	6	33
* NC State	3-6	.500	1-4	.250	9-10	.900	1-4-5	3	1	2	0	2	16	33
* at North Carolina	3-8	.375	2-4	.500	0-0	.000	1-3-4	1	2	2	0	0	8	31
* [3] Duke	1-7	.143	0-3	.000	1-2	.500	0-3-3	2	2	3	0	1	3	23
at NC State	0-4	.000	0-2	.000	0-0	.000	0-2-2	0	2	1	1	1	0	26
Wake Forest	2-5	.400	1-3	.333	0-0	.000	0-1-1	1	3	1	0	0	5	14
at [6] Louisville	3-6	.500	2-5	.400	0-0	.000	1-2-3	1	2	2	0	1	8	21
Syracuse	2-5	.400	2-5	.400	0-0	.000	0-1-1	1	2	1	0	0	6	21
at Wake Forest	1-4	.250	0-2	.000	0-0	.000	0-3-3	5	0	3	0	1	2	21
* at Virginia	5-12	.417	1-6	.167	0-1	.000	0-8-8	4	0	1	0	1	11	32
* Notre Dame	2-5	.400	1-3	.333	0-0	.000	0-2-2	2	2	2	0	1	5	35
* at Pittsburgh	5-9	.556	4-7	.571	4-6	.667	0-2-2	3	5	3	0	1	18	35
* [5] Louisville	1-4	.250	1-3	.333	4-4	1.000	0-1-1	1	0	0	0	1	7	27
* at Boston College	8-12	.667	6-10	.600	0-0	.000	0-3-3	1	3	4	0	1	22	37
* at Georgia Tech	4-10	.400	1-4	.250	1-2	.500	0-5-5	1	4	3	0	4	10	35
* [6] Florida State	8-18	.444	2-9	.222	0-0	.000	0-1-1	0	4	5	0	0	18	36
at Virginia Tech														
Georgia Tech														

\* - Game Started; [] AP Ranking

## » NOTES

### AL-AMIR DAWES ON A HOT STREAK

- Freshman Al-Amir Dawes had 18 points, including the game-winner with one second left in Clemson's 70-69 win over Florida State.
- Clemson has won four-of-the-last-five games and Dawes has led the Tigers in scoring in three of those contests.
- Over those five games, Dawes has averaged 15.0 points, shot 26-53 from the field (.491), 14-of-33 on his three-point attempts (.424) and made 75.0 percent from the line (9-12). He has added 16 assists and seven steals.
- Dawes scored 18 points at Pittsburgh (including 17 in the second half), a game he made 4-of-7 three-point shots and had a career high 22 at Boston College, where he made 6-10 three-point shots.

### LEADING IN VICTORY

- Al-Amir Dawes, an All-Freshman candidate in the ACC, scored a career-high 22 points in a rout of Boston College (Feb. 22).
- Dawes finished 8-for-12 from the floor. The eight made field goals are a new career-best.
- Dawes also set a new career-best with six made 3-pointers (6-for-10).
- His career offensive performance came in a season-tying-high 37 minutes.

### FUELING VICTORY

- Al-Amir Dawes, an All-Freshman candidate in the ACC, scored 17 of his 18 points in the second half to help fuel the Tigers to a 20-point road victory at Pittsburgh.
- Dawes has now scored eight double-digit point games this season.
- He netted a career-best four 3-pointers against the Panthers, finishing 4-of-7 from behind the arc.
- Overall for the game, Dawes was 5-for-9 from the floor and 4-for-6 from the foul line.
- Dawes' five assists was tied for his second most in a game this season.

### CAREER NIGHT REBOUNDING

- Al-Amir Dawes grabbed a season-high eight rebounds in the Tigers' loss to Virginia (Feb. 5).
- The eight rebounds marked the most the freshman guard has corralled this season.
- He had previously collected six boards on two occasions against Virginia Tech and Yale.

### DAWES' PERFORMANCE VS. ALABAMA A&M

- Al-Amir Dawes enjoyed a seasons-best game against

## » CAREER STATS

Year				Field Goals			3-PT						Rebounds											
	GP	GS	Min.	FG	FGA	Pct.	FG	FGA	Pct.	FT	FTA	Pct.	OR	DR	TOT	Avg.	PF	DQ	A	TO	Blk	Stl	Pts.	Avg.
2019-20	28	23	839	87	225	.387	44	139	.317	33	45	.733	6	75	81	2.9	47	1	73	75	1	25	251	9.0
TOTAL	28	23	839	87	225	.387	44	139	.317	33	45	.733	6	75	81	2.9	47	1	73	75	1	25	251	9.0



## » DAWES NOTES

Alabama A&M this season (Nov. 21).

- Dawes scored a season-high 19 points on a season-high seven made field goals.

### BEFORE CLEMSON

- Comes to Clemson as a four-star prospect according to both ESPN and 247Sports. ESPN ranks Dawes No. 95 in its Top 100 for the 2019 signing class.
- He is rated the fifth-best prospect in New Jersey, 15th nationally at the point guard position and 24th overall on the east coast.
- Averaged 15.5 points, 4.3 assists, 3.1 rebounds and 2.1 steals per game on the NIKE EYBL Circuit en route to third-team honors – earning Top 15 recognition.
- Chose Clemson over Providence, Seton Hall, St. John's and UCONN.

### HIGH SCHOOL ACCOLADES

- ESPN Top 100 Prospect
- 247Sports Top 150 Prospect
- Rivals Top 150 Prospect
- Finished Top 15 at NPBA Camp
- Finished Top 3 at Chris Paul's CP3 Camp
- Made Third-Team overall on the Nike EYBL Circuit (meaning he finished Top 15 on the Nike Circuit)

# 3 CHASE HUNTER

Fr. | Guard | 6-4 | 200  
Atlanta, Ga. | Westlake



## » CAREER HIGHS

Points	13	vs. Presbyterian	11/7/19
Rebounds	3	vs. Virginia Tech	11/5/19
Assists	4	2x, last vs. Detroit Mercy	11/17/19
Steals	2	vs. Detroit Mercy	11/17/19
FG Made	5	vs. Presbyterian	11/7/19
3FG Made	3	vs. Presbyterian	11/7/19
FT Made	2	2x, last vs. Detroit Mercy	11/17/19
Minutes	30	vs. Detroit Mercy	11/17/19

## » ABOUT CHASE HUNTER

**Born** April 8, 2001

**Hometown** Atlanta, Ga.

**High School** Westlake

**Major** Parks, Recreation, Tourism Management

» 247Sports Top 100 Prospect, ranked No. 4 player in the state of Georgia, ranked No. 14 combo guard in the country according to 247Sports.

» Chose Clemson over Georgia, Virginia, Oklahoma and Michigan State.

## » 2019-20 GAME-BY-GAME

OPPONENT	FG	PCT.	3FG	PCT.	FT	PCT.	OR-DR-TOT	PF	A	TO	BLK	STL	PTS	MIN
* Virginia Tech	3-10	.300	0-3	.000	1-5	.200	0-3-3	4	2	0	0	0	7	29
* Presbyterian	5-7	.714	3-5	.600	0-0	.000	1-1-2	1	4	1	0	1	13	24
* Colgate	4-6	.667	0-1	.000	2-2	1.000	0-2-2	1	1	1	0	0	10	25
* Detroit Mercy	1-8	.125	1-5	.200	2-2	1.000	0-2-2	2	4	4	0	2	5	30
Alabama A&M	dnp	(injured)												
vs. TCU	0-1	.000	0-0	.000	0-0	.000	0-0-0	2	2	2	0	1	0	15
vs. [21] Colorado	dnp	(injured)												
at Minnesota	dnp	(injured)												
at Florida State	dnp	(injured)												
South Carolina	1-5	.200	1-2	.500	2-2	1.000	0-0-0	1	0	2	0	2	5	19
Jacksonville	dnp	(injured)												
Yale	dnp	(injured)												
Miami	dnp	(injured)												
NC State	dnp	(injured)												
at North Carolina	dnp	(injured)												
[3] Duke	dnp	(injured)												
at NC State	0-1	.000	0-1	.000	0-0	.000	0-0-0	1	0	1	0	0	0	11
Wake Forest	0-2	.000	0-2	.000	0-0	.000	0-0-0	02	1	0	0	0	0	11
at [6] Louisville	3-5	.600	2-4	.500	0-0	.000	0-0-0	3	0	1	0	1	8	11
Syracuse	dnp	(injured)												
at Wake Forest	dnp	(injured)												
at Virginia	dnp	(injured)												
Notre Dame	dnp	(injured)												
at Pittsburgh	dnp	(injured)												
[5] Louisville	dnp	(injured)												
at Boston College	dnp	(injured)												
at Georgia Tech	dnp	(injured)												
[6] Florida State	dnp	(injured)												
at Virginia Tech														
Georgia Tech														

\* - Game Started; [] AP Ranking

## » NOTES

### HUNTER SUFFERED FOOT INJURY

- Suffered a foot injury earlier in the season that has forced the freshman to miss 19 total games.
- Played in two games over that stretch, but made his return on Jan. 18 at NC State, playing also against Wake Forest and at Louisville.

### BEFORE CLEMSON

- Comes to Clemson as a four-star prospect and No. 98 overall in 247Sports' Top 100 for the 2019 class.
- 247Sports ranks Hunter as the No. 4 player in the state of Georgia and the No. 14 combo guard in the country.
- Averaged 15.6 points, 4.1 rebounds, 2.3 assists and 1.8 steals per game as a junior.
- Scored in double-figures in 17-of-22 games and scored more than 20 points on eight occasions, including at least 30 points twice.
- On the Under Armour circuit, Hunter averaged 14.0 points, 2.7 assists, 2.5 rebounds and 1.5 steals per game.
- Hunter chose Clemson over Georgia, Virginia, Oklahoma and Michigan State.

### HIGH SCHOOL ACCOLADES


- 247Sports Top 100 Prospect
- Ranked No. 4 player in the state of Georgia
- Ranked No. 14 combo guard in the country according to 247Sports

## » CAREER STATS

					Field Goals			3-PT			Rebounds														
Year	GP	GS	Min.		FG	FGA	Pct.	FG	FGA	Pct.	FT	FTA	Pct.	OR	DR	TOT	Avg.	PF	DQ	A	TO	Blk	Stl	Pts.	Avg.
2019-20	9	4	175		17	45	.378	7	23	.304	7	11	.636	1	8	9	1.0	17	0	14	12	0	7	48	5.3
TOTAL	9	4	175		17	45	.378	7	23	.304	7	11	.636	1	8	9	1.0	17	0	14	12	0	7	48	5.3

# 4 NICK HONOR

So. | Guard | 5-10 | 205  
Orlando, Fla. | Fordham



## » CAREER HIGHS

Points	30	at Maine	12/4/18
Rebounds	6	vs. George Washington	3/6/19
Assists	6	3x, last vs. George Washington	3/6/19
Steals	3	2x, last vs. Richmond	3/13/19
FG Made	9	vs. Florida International	11/16/18
3FG Made	6	vs. St. Bonaventure	1/12/19
FT Made	7	vs. Florida International	11/16/18
Minutes	42	at Rhode Island	2/16/19

## » ABOUT NICK HONOR

**Born** October 8, 2000

**Hometown** Orlando, Fla.

**High School** Lake Highland

**Major** Communications

» Sitting out the 2019-20 season due to NCAA transfer rules. Transferred from Fordham.

## » 2019-20 GAME-BY-GAME

OPPONENT	FG	PCT.	3FG	PCT.	FT	PCT.	OR-DR-TOT	PF	A	TO	BLK	STL	PTS	MIN
* Virginia Tech	dnp	(sitting out due to NCAA transfer rules)												
* Presbyterian	dnp	(sitting out due to NCAA transfer rules)												
* Colgate	dnp	(sitting out due to NCAA transfer rules)												
* Detroit Mercy	dnp	(sitting out due to NCAA transfer rules)												
Alabama A&M	dnp	(sitting out due to NCAA transfer rules)												
vs. TCU	dnp	(sitting out due to NCAA transfer rules)												
vs. [21] Colorado	dnp	(sitting out due to NCAA transfer rules)												
at Minnesota	dnp	(sitting out due to NCAA transfer rules)												
at Florida State	dnp	(sitting out due to NCAA transfer rules)												
South Carolina	dnp	(sitting out due to NCAA transfer rules)												
Jacksonville	dnp	(sitting out due to NCAA transfer rules)												
Yale	dnp	(sitting out due to NCAA transfer rules)												
Miami	dnp	(sitting out due to NCAA transfer rules)												
NC State	dnp	(sitting out due to NCAA transfer rules)												
at North Carolina	dnp	(sitting out due to NCAA transfer rules)												
[3] Duke	dnp	(sitting out due to NCAA transfer rules)												
at NC State	dnp	(sitting out due to NCAA transfer rules)												
Wake Forest	dnp	(sitting out due to NCAA transfer rules)												
at [6] Louisville	dnp	(sitting out due to NCAA transfer rules)												
Syracuse	dnp	(sitting out due to NCAA transfer rules)												
at Wake Forest	dnp	(sitting out due to NCAA transfer rules)												
at Virginia	dnp	(sitting out due to NCAA transfer rules)												
Notre Dame	dnp	(sitting out due to NCAA transfer rules)												
at Pittsburgh	dnp	(sitting out due to NCAA transfer rules)												
[5] Louisville	dnp	(sitting out due to NCAA transfer rules)												
at Boston College	dnp	(sitting out due to NCAA transfer rules)												
at Georgia Tech	dnp	(sitting out due to NCAA transfer rules)												
[6] Florida State	dnp	(sitting out due to NCAA transfer rules)												
at Virginia Tech														
Georgia Tech														

\* - Game Started; [] AP Ranking

## » NOTES

### HONOR'S WAIVER DENIED BY NCAA


- It was announced that the waiver submitted by Nick Honor was denied by the NCAA and he will have to sit out the 2019-20 season.
- Honor will have three years of eligibility remaining beginning in 2020-21.

## » CAREER STATS

	Field Goals						3-PT			Rebounds														
Year	GP	GS	Min.	FG	FGA	Pct.	FG	FGA	Pct.	FT	FTA	Pct.	OR	DR	TOT	Avg.	PF	DQ	A	TO	Blk	Stl	Pts.	Avg.
2018-19	32	32	1154	174	467	.373	70	211	.332	71	87	.816	18	58	76	2.4	60	0	95	54	0	28	489	15.3
TOTAL	32	32	1154	174	467	.373	70	211	.332	71	87	.816	18	58	76	2.4	60	0	95	54	0	28	489	15.3



# 5 HUNTER TYSON



So. | Forward | 6-8 | 214  
Monroe, N.C. | Piedmont

## » CAREER HIGHS

Points	21	vs. Wake Forest	1/21/20
Rebounds	9	vs. Alabama A&M	11/21/19
Assists	3	vs. The Citadel	11/6/18
Steals	4	vs. Yale	12/22/19
FG Made	9	vs. Wake Forest	1/21/20
3FG Made	5	vs. Detroit Mercy	11/17/19
FT Made	4	2x, last at Minnesota	12/2/19
Minutes	26	vs. Alabama A&M	11/21/19

## » ABOUT HUNTER TYSON

**Born** June 13, 2000  
**Hometown** Monroe, N.C.  
**High School** Piedmont  
**Major** Sports Communications

## » 2019-20 GAME-BY-GAME

OPPONENT	FG	PCT.	3FG	PCT.	FT	PCT.	OR-DR-TOT	PF	A	TO	BLK	STL	PTS	MIN
Virginia Tech	0-3	.000	0-3	.000	0-1	.000	0-1-1	1	0	0	0	1	0	8
Presbyterian	2-6	.333	1-5	.200	0-0	.000	0-3-3	0	0	1	0	0	5	14
Colgate	2-2	1.000	1-1	1.000	2-2	1.000	1-2-3	0	0	0	0	2	7	8
Detroit Mercy	7-13	.538	5-10	.500	1-2	.500	2-3-5	2	0	0	1	1	20	20
Alabama A&M	4-8	.500	2-5	.400	0-2	.000	1-8-9	0	1	0	1	1	10	26
vs. TCU	0-2	.000	0-2	.000	2-2	1.000	0-1-1	1	1	0	0	1	2	12
vs. [21] Colorado	0-5	.000	0-4	.000	1-2	.500	2-1-3	0	0	0	0	1	1	11
at Minnesota	3-6	.500	2-5	.400	4-4	1.000	0-5-5	1	2	1	0	0	12	23
at [17] Florida State	1-5	.200	1-4	.250	0-0	.000	1-3-4	0	0	0	0	0	3	13
* South Carolina	0-0	.000	0-0	.000	0-0	.000	2-2-4	2	0	1	0	1	0	15
Jacksonville	1-5	.200	0-3	.000	0-0	.000	1-7-8	0	1	1	0	0	2	15
Yale	4-7	.571	1-3	.333	2-2	1.000	0-2-2	2	0	1	0	4	11	24
Miami	1-4	.250	0-3	.000	1-1	1.000	0-3-3	0	1	0	0	0	3	15
NC State	1-3	.333	1-2	.500	0-0	.000	0-1-1	1	0	0	0	0	3	6
at North Carolina	2-2	1.000	1-1	1.000	0-0	.000	1-2-3	1	0	1	0	0	5	14
[3] Duke	2-3	.667	2-3	.667	1-2	.500	0-0-0	1	0	0	0	0	7	12
at NC State	1-1	1.000	1-1	1.000	3-6	.500	0-3-3	1	0	2	0	1	6	11
* Wake Forest	9-13	.692	2-5	.400	1-2	.500	2-3-5	2	0	0	0	1	21	24
at [6] Louisville	1-2	.500	1-2	.500	1-2	.500	2-2-4	1	0	0	0	0	4	13
Syracuse	0-1	.000	0-1	.000	0-0	.000	0-1-1	2	0	0	0	0	0	9
at Wake Forest	1-6	.167	1-3	.333	2-2	1.000	1-3-4	0	1	3	0	0	5	19
at Virginia	0-1	.000	0-0	.000	0-0	.000	0-0-0	2	0	0	0	0	0	6
Notre Dame	1-5	.200	1-5	.200	0-0	.000	0-4-4	0	1	0	0	0	3	16
at Pittsburgh	0-1	.000	0-0	.000	0-0	.000	0-0-0	1	0	0	0	0	0	8
[5] Louisville	0-3	.000	0-3	.000	0-0	.000	0-1-1	2	0	0	1	0	0	8
at Boston College	4-4	1.000	1-1	1.000	2-2	1.000	0-2-2	4	0	1	0	1	11	17
at Georgia Tech	3-5	.600	0-2	.000	4-4	1.000	1-3-4	1	1	0	0	1	10	17
* [6] Florida State	1-1	1.000	1-1	1.000	0-0	.000	0-2-2	2	0	0	0	0	3	9
at Virginia Tech														
Georgia Tech														

\* - Game Started; [] AP Ranking

## » NOTES

### TYSON IS KEY OFF TIGER BENCH

- Sophomore Hunter Tyson has started to put together solid outings for Clemson off of the bench.
- The Monroe, N.C. native made it back-to-back double-digit scoring games off the bench for Clemson with 10 points in a loss at Georgia Tech.
- Tyson now has six double-digit scoring games this season for the Tigers.
- Tyson provided his fifth double-digit scoring game off the bench for the Tigers in a rout at Boston College (Feb. 22).
- Tyson was perfect from the floor in all aspects, 4-for-4 from the floor, including 1-for-1 from distance and finished 2-for-2 from the foul line.
- In what was a historic consecutive game stretch for the Tigers, Tyson has provided a boost off the bench.
- Tyson scored seven points in the Tigers' 79-72 victory over No. 3 Duke. He finished 2-for-3 from the floor and 2-for-3 from 3-point land.
- In a historic program victory over North Carolina, Tyson knocked down a clutch 3-pointer a mere 13 seconds after checking into the game at the 1:55 mark to help close the gap in the final moments of regulation.
- Tyson has now posted his fourth double-digit scoring game of his career and of the season off the bench.
- Tyson scored 11 points against Yale (Dec. 22) to collect his fourth double-digit scoring game of his career.
- He also swiped four steals on the night - a new career-high and tied for the second-most in a single game this season with roommate John Newman III. (Tevin Mack posted 5 steals against Colgate (Nov. 10)).

### 20-PIECE TYSON

- In just his second career start, Hunter Tyson enjoyed a career-best performance.
- Tyson scored a career-high 21 points on a career-best nine made field goals to help fuel a Tiger victory over Wake Forest (Jan. 21).
- Tyson was 9-for-13 from the floor and 2-for-5 from distance in the contest, scoring many of his buckets in traffic around the rim, including an emphatic fastbreak two-handed dunk.
- The Monroe, N.C. native grabbed five rebounds, including two on the offensive glass.

### TYSON'S 20-PIECE

- Hunter Tyson scored a career-high 20 points in an 87-65 victory over Detroit Mercy (Nov. 17).
- Tyson became the first Tiger to score 20 points off

## » CAREER STATS


Year				Field Goals			3-PT						Rebounds											
	GP	GS	Min.	FG	FGA	Pct.	FG	FGA	Pct.	FT	FTA	Pct.	OR	DR	TOT	Avg.	PF	DQ	A	TO	Blk	Stl	Pts.	Avg.
2018-19	31	0	258	16	63	.254	11	47	.234	6	9	.667	6	26	32	1.0	18	0	12	6	8	2	49	1.6
2019-20	28	2	390	51	117	.436	25	78	.321	27	38	.711	17	68	85	3.0	30	0	9	12	3	16	154	5.5
<b>TOTAL</b>	<b>59</b>	<b>3</b>	<b>648</b>	<b>67</b>	<b>180</b>	<b>.372</b>	<b>36</b>	<b>125</b>	<b>.288</b>	<b>33</b>	<b>47</b>	<b>.702</b>	<b>23</b>	<b>94</b>	<b>117</b>	<b>2.0</b>	<b>48</b>	<b>0</b>	<b>21</b>	<b>18</b>	<b>11</b>	<b>18</b>	<b>203</b>	<b>3.4</b>

#### » TYSON NOTES

the bench since Marquise Reed last season at South Carolina (Dec. 22, 2018).

- Tyson's damage came via the 3-point ball. He made a career-best five long balls on 10 attempts, while also connecting on a career-high seven made field goals.

# 10 CURRAN SCOTT



Gr. I Guard | 6-4 | 208  
Edmond, Okla. | Tulsa

## » CAREER HIGHS

Points	30	vs. UAB	1/16/16
Rebounds	7	3x, last vs. Alcorn State	11/6/18
Assists	8	vs. Rice	3/9/16
Steals	3	2x, last vs. Alabama A&M	11/21/19
FG Made	11	vs. UAB	1/16/16
3FG Made	4	2x, last vs. Tulane	2/28/19
FT Made	13	vs. UTSA	2/25/16
Minutes	42	vs. Miami	12/31/19

## » ABOUT CURRAN SCOTT

**Born** July 5, 1996  
**Hometown** Edmond, Okla.  
**High School** Memorial  
**Major** Athletic Leadership (Masters)  
**Pronunciation:** Curran (KERR-inn)

## » 2019-20 GAME-BY-GAME

OPPONENT	FG	PCT.	3FG	PCT.	FT	PCT.	OR-DR-TOT	PF	A	TO	BLK	STL	PTS	MIN
Virginia Tech	1-2	.500	0-0	.000	0-0	.000	0-1-1	1	0	2	0	0	2	9
Presbyterian	4-11	.364	3-7	.429	2-2	1.000	0-5-5	2	3	0	0	0	13	29
Colgate	2-4	.500	0-1	.000	4-6	.667	0-0-0	1	2	0	0	1	8	21
Detroit Mercy	1-4	.250	0-2	.000	0-0	.000	1-3-4	1	2	1	0	0	2	13
* Alabama A&M	1-4	.250	1-4	.250	2-4	.500	0-1-1	0	3	1	0	3	5	22
vs. TCU	2-7	.286	1-4	.250	2-2	1.000	0-2-2	1	0	1	0	1	7	25
vs. [21] Colorado	3-5	.600	1-1	1.000	0-0	.000	0-1-1	3	1	1	0	0	7	27
at Minnesota	4-5	.800	0-0	.000	2-2	1.000	0-0-0	0	2	1	0	1	10	25
at [17] Florida State	2-5	.400	1-2	.500	2-2	1.000	0-4-4	2	0	3	0	0	7	17
South Carolina	2-4	.500	1-2	.500	0-0	.000	1-0-1	1	1	1	0	3	5	14
* Jacksonville	3-8	.375	2-6	.333	7-9	.778	0-2-2	0	2	1	0	1	15	37
* Yale	0-3	.000	0-2	.000	0-0	.000	0-0-0	4	1	0	0	2	0	18
* Miami	5-9	.556	0-3	.000	0-0	.000	1-2-3	3	2	2	0	2	10	42
NC State	4-7	.571	3-4	.750	3-4	.750	0-2-2	1	4	0	0	1	14	30
at North Carolina	1-5	.200	1-4	.250	5-6	.833	2-1-3	1	1	1	0	1	8	32
[3] Duke	1-4	.250	0-1	.000	3-4	.750	1-0-1	3	5	3	0	2	5	27
at NC State	2-5	.400	1-1	1.000	1-2	.500	1-2-3	4	4	0	0	0	6	22
* Wake Forest	3-8	.375	1-3	.333	2-2	1.000	0-0-0	1	1	2	0	1	9	27
* at [6] Louisville	2-6	.333	1-5	.200	1-2	.500	0-1-1	0	0	0	0	0	6	18
* Syracuse	1-5	.200	1-3	.333	0-0	.000	0-1-1	0	1	2	0	0	3	19
* at Wake Forest	0-3	.000	0-1	.000	0-0	.000	0-2-2	1	0	1	0	2	0	21
at Virginia	0-3	.000	0-1	.000	0-0	.000	1-0-1	1	0	0	0	1	0	13
Notre Dame	0-2	.000	0-1	.000	0-0	.000	0-0-0	0	1	0	0	1	0	5
at Pittsburgh	1-3	.333	1-3	.333	2-2	1.000	0-1-1	1	0	1	0	0	5	12
[5] Louisville	0-0	.000	0-0	.000	0-0	.000	0-1-1	1	0	1	0	0	0	3
at Boston College	3-6	.500	0-3	.000	0-0	.000	0-2-2	2	4	3	0	0	6	21
at Georgia Tech	1-3	.333	0-1	.000	1-2	.500	0-1-1	3	1	1	0	0	3	11
[6] Florida State	1-2	.500	0-0	.000	0-1	.000	0-1-1	1	0	1	0	0	2	6
at Virginia Tech														
Georgia Tech														

\* - Game Started; [] AP Ranking

## » NOTES

### SCOTT PROVIDES DEPTH AND EXPERIENCE

- When he made the decision to transfer to Clemson for his graduate season, Scott knew he would be providing experience to the Clemson roster.
- Scott is one of just three seniors this season for the Tigers, all of which are graduate transfers.
- Scott spent his last two seasons at Tulsa University after transferring from Charlotte following his freshman season.
- He gives the Tigers another distance shooter off the bench or in the starting lineup.

## » CAREER STATS

Year	GP	GS	Min.	Field Goals			3-PT			FT	FTA	Pct.	Rebounds			Avg.	PF	DQ	A	TO	Blk	Stl	Pts.	Avg.
				FG	FGA	Pct.	FG	FGA	Pct.				OR	DR	TOT									
2015-16	33	18	815	100	221	.452	25	57	.439	122	147	.830	11	76	87	2.3	72	2	44	55	1	17	347	10.5
2017-18	31	8	461	53	133	.398	18	51	.353	58	69	.841	17	49	66	2.1	37	1	21	35	1	10	182	5.9
2018-19	32	26	790	90	221	.407	41	104	.394	65	85	.765	12	67	79	2.5	44	0	35	40	0	9	286	8.9
2019-20	28	8	565	50	133	.376	19	65	.292	39	52	.750	8	36	44	1.6	39	0	41	30	0	23	158	5.6
<b>TOTAL</b>	<b>124</b>	<b>60</b>	<b>2624</b>	<b>293</b>	<b>708</b>	<b>.414</b>	<b>103</b>	<b>277</b>	<b>.372</b>	<b>284</b>	<b>353</b>	<b>.805</b>	<b>48</b>	<b>228</b>	<b>276</b>	<b>2.2</b>	<b>192</b>	<b>3</b>	<b>142</b>	<b>159</b>	<b>2</b>	<b>59</b>	<b>973</b>	<b>7.8</b>

# 11 PARKER FOX



So. | Guard | 6-7 | 210  
Reno, Nev. | Oconee County (Ga.)

## » CAREER HIGHS

Points	3	2x, last vs. Pittsburgh	2/12/20
Rebounds	1	2x, last vs. Pittsburgh	2/12/20
Assists	—	—	—
Steals	—	—	—
FG Made	1	3x, last vs. Pittsburgh	2/12/20
3FG Made	1	2x, last vs. Pittsburgh	2/12/20
FT Made	—	—	—
Minutes	5	vs. Presbyterian	11/7/19

## » ABOUT PARKER FOX

**Born** July 15, 2000  
**Hometown** Reno, Nev.  
**High School** Oconee County (Ga.)  
**Major** Pre-Business  
**Fun Fact** Father, Mark, still does not follow Parker on Twitter despite numerous Tweets and replies

## » 2019-20 GAME-BY-GAME

OPPONENT	FG	PCT.	3FG	PCT.	FT	PCT.	OR-DR-TOT	PF	A	TO	BLK	STL	PTS	MIN
Virginia Tech	dnp													
Presbyterian	1-2	.500	0-1	.000	0-1	.000	0-0-0	0	0	1	0	0	2	5
Colgate	dnp													
Detroit Mercy	dnp													
Alabama A&M	0-0	.000	0-0	.000	0-0	.000	0-0-0	0	0	0	0	0	0	4
vs. TCU	dnp													
vs. [21] Colorado	dnp													
at Minnesota	0-0	.000	0-0	.000	0-0	.000	0-0-0	0	0	0	0	0	0	2
at [17] Florida State	0-0	.000	0-0	.000	0-0	.000	0-0-0	0	0	0	0	0	0	1
* South Carolina	dnp													
Jacksonville	0-0	.000	0-0	.000	0-0	.000	0-1-1	0	0	0	0	0	0	2
Yale	dnp													
Miami	dnp													
NC State	dnp													
at North Carolina	dnp													
[3] Duke	dnp													
at NC State	dnp													
Wake Forest	dnp													
at [6] Louisville	dnp													
Syracuse	dnp													
at Wake Forest	dnp													
at Virginia	dnp													
Notre Dame	dnp													
at Pittsburgh	1-1	1.000	1-1	1.000	0-0	.000	0-1-1	0	0	0	0	0	3	1
[5] Louisville	dnp													
at Boston College	0-0	.000	0-0	.000	0-0	.000	0-0-0	0	0	0	0	0	0	1
at Georgia Tech	dnp													
[6] Florida State	dnp													
at Virginia Tech														
Georgia Tech														

\* - Game Started; [] AP Ranking

## » NOTES

### BEHIND THE ARC

- Parker Fox entered his sixth game of the season at Pittsburgh (Feb. 12) and knocked down his second career 3-pointer from nearly the same spot on the floor.
- Fox has now scored eight career points, surpassing the career total of director of operations Matt Bucklin.
- The three points scored tied a career-high as did the made field goal and 3-point made field goal.
- Fox grabbed a rebound in the contest, tying his career mark for rebounds in a game.
- He previously corralled a rebound against Jacksonville (Dec. 20).

### SON OF A COACH

- Parker Fox has been around the game of basketball for his entire life.
- Fox grew up the son of a Division I men's basketball head coach.
- His father, Mark Fox, is currently the head coach of California's program, but has previously served as head coach at Georgia, Nevada and as an assistant at Nevada, Kansas State and Washington.

## » CAREER STATS

Year	GP	GS	Min.	Field Goals			3-PT			FT	FTA	Pct.	Rebounds				PF	DQ	A	TO	Blk	Stl	Pts.	Avg.
				FG	FGA	Pct.	FG	FGA	Pct.				OR	DR	TOT	Avg.								
2018-19	5	0	5	1	2	.500	1	2	.500	0	0	.000	0	0	0	0.0	1	0	0	1	0	0	3	0.6
2019-20	7	0	14	2	3	.667	1	2	.500	0	1	.000	0	2	2	0.3	0	0	0	1	0	0	5	0.7
<b>TOTAL</b>	<b>12</b>	<b>0</b>	<b>19</b>	<b>3</b>	<b>5</b>	<b>.600</b>	<b>2</b>	<b>4</b>	<b>.500</b>	<b>0</b>	<b>1</b>	<b>.000</b>	<b>0</b>	<b>2</b>	<b>2</b>	<b>0.2</b>	<b>1</b>	<b>0</b>	<b>0</b>	<b>2</b>	<b>0</b>	<b>0</b>	<b>8</b>	<b>0.7</b>



# 12 ALEX HEMENWAY

Fr. | Guard | 6-3 | 180  
Newburgh, Ind. | Castle



## » CAREER HIGH

Points	16	vs. Notre Dame	2/9/20
Rebounds	3	at Wake Forest	2/1/20
Assists	1	2x, last vs. Notre Dame	2/9/20
Steals	—	—	—
FG Made	5	vs. Notre Dame	2/9/20
3FG Made	4	vs. Notre Dame	2/9/20
FT Made	2	vs. Notre Dame	2/9/20
Minutes	19	vs. Notre Dame	2/9/20

## » ABOUT ALEX HEMENWAY

**Born** June 17, 2001

**Hometown** Newburgh, Ind.

**High School** Castle

**Major** Sports Communications

## » 2019-20 GAME-BY-GAME

OPPONENT	FG	PCT.	3FG	PCT.	FT	PCT.	OR-DR-TOT	PF	A	TO	BLK	STL	PTS	MIN
Virginia Tech	1-4	.250	1-2	.500	0-0	.000	0-0-0	1	0	1	0	0	3	15
Presbyterian	2-2	1.000	2-2	1.000	0-0	.000	0-0-0	0	0	0	0	0	6	10
Colgate		dnp												
Detroit Mercy		dnp												
Alabama A&M		dnp												
vs. TCU		dnp												
vs. [21] Colorado		dnp												
at Minnesota		dnp												
at [17] Florida State		dnp												
South Carolina		dnp												
Jacksonville		dnp												
Yale		dnp												
Miami		dnp												
NC State		dnp												
at North Carolina		dnp												
[3] Duke		dnp												
at NC State		dnp												
Wake Forest		dnp												
at [6] Louisville	3-4	.750	2-3	.667	0-0	.000	0-0-0	1	0	1	0	0	8	12
Syracuse	0-1	.000	0-1	.000	0-0	.000	0-0-0	0	1	0	0	0	0	4
at Wake Forest	2-5	.400	2-5	.400	0-0	.000	0-3-3	0	0	0	0	0	6	16
at Virginia	0-1	.000	0-1	.000	0-0	.000	0-1-1	0	0	1	0	0	0	6
Notre Dame	5-8	.625	4-7	.571	2-2	1.000	1-0-1	2	1	0	0	0	16	19
at Pittsburgh	3-3	1.000	2-2	1.000	0-0	.000	0-1-1	1	1	0	0	0	8	18
[5] Louisville	3-6	.500	2-4	.500	0-0	.000	0-1-1	1	1	1	0	0	8	17
at Boston College	1-2	.500	1-2	.500	0-0	.000	0-0-0	0	1	0	0	0	3	10
at Georgia Tech	0-3	.000	0-3	.000	0-0	.000	1-1-2	1	0	0	0	0	0	16
[6] Florida State	1-3	.333	1-3	.333	0-0	.000	1-1-2	2	0	1	0	0	3	13
at Virginia Tech														
Georgia Tech														

\* - Game Started; [] AP Ranking

## » NOTES

### THREE-POINT ASSASSIN

- Known for his distance shooting, Hemenway has provided a much needed lift to the Tigers in the way of 3-point shooting.
- Since returning from injury, Hemenway is shooting 47.1 percent on triples.
- Hemenway has made at least two threes in four contests this season, including three times in the last five games.

### HEMENWAY'S CAREER NIGHT

- Hemenway played a career-high 19 minutes off the Tiger bench against Notre Dame (Feb. 9) and provided a much needed offensive spark.
- Hemenway scored a career-high 16 points on 5-of-8 made field goals. The five made field goals were a career-best.
- Of those five made field goals, four were from 3-point land - another career-best.

### RETURN FROM INJURY

- Although he was available for the last few games, Alex Hemenway made his official return to the court on Jan. 25.
- Hemenway entered the game at Louisville and poured in a career-high eight points on 3-of-4 shooting.
- He tied his previous best mark with two 3-pointers in the contest.

### BEFORE CLEMSON

- Comes to Clemson as a three-star prospect.
- Ranked No. 10 in the state of Indiana
- Averaged 21.0 points, 5.0 rebounds and 4.0 assists per game as a junior last season at Castle High School
- Chose Clemson over Nebraska, Creighton, DePaul and Belmont

### HIGH SCHOOL ACCOLADES

- Indiana Jr. All-Star – May 2018
- Castle Basketball 1,000 Point Club – February 2018
- SIAC All-Conference First Team – 2017-18
- IBCA Supreme 15 – 2017-18
- SIAC All-Conference First Team – 2016-17
- IBCA Supreme 15 – 2016-17

## » CAREER STATS

Year				Field Goals			3-PT						Rebounds											
	GP	GS	Min.	FG	FGA	Pct.	FG	FGA	Pct.	FT	FTA	Pct.	OR	DR	TOT	Avg.	PF	DQ	A	TO	Blk	Stl	Pts.	Avg.
2019-20	12	0	154	21	42	.500	17	35	.486	2	2	1.000	3	8	11	0.9	9	0	5	5	0	0	61	5.1
<b>TOTAL</b>	<b>12</b>	<b>0</b>	<b>154</b>	<b>21</b>	<b>42</b>	<b>.500</b>	<b>17</b>	<b>35</b>	<b>.486</b>	<b>2</b>	<b>2</b>	<b>1.000</b>	<b>3</b>	<b>8</b>	<b>11</b>	<b>0.9</b>	<b>9</b>	<b>0</b>	<b>5</b>	<b>5</b>	<b>0</b>	<b>0</b>	<b>61</b>	<b>5.1</b>

# 13 TEVIN MACK



Gr. | Guard/Forward | 6-6 | 227  
Columbia, S.C. | Dreher

## » CAREER HIGHS

Points	32	vs. Syracuse	1/28/20
Rebounds	12	vs. Arkansas	12/17/16
Assists	2	18x, last vs. Syracuse	1/28/20
Steals	5	vs. Colgate	11/10/19
FG Made	12	vs. Syracuse	1/28/20
3FG Made	6	vs. Kentucky	1/5/19
FT Made	7	vs. Syracuse	1/28/20
Minutes	43	vs. TCU	11/24/19

## » ABOUT TEVIN MACK

<b>Born</b> May 1, 1997
<b>Hometown</b> Columbia, S.C.
<b>High School</b> Dreher
<b>Major Athletic Leadership (Masters)</b>

## » 2019-20 GAME-BY-GAME

OPPONENT	FG	PCT.	3FG	PCT.	FT	PCT.	OR-DR-TOT	PF	A	TO	BLK	STL	PTS	MIN
* Virginia Tech	4-10	.400	2-7	.286	0-0	.000	1-2-3	5	2	1	1	1	10	25
* Presbyterian	6-9	.667	2-3	.667	0-0	.000	0-2-2	2	1	0	0	0	14	21
* Colgate	7-11	.636	3-7	.429	0-0	.000	1-8-9	2	1	3	0	5	17	26
* Detroit Mercy	7-13	.538	2-5	.400	2-3	.667	2-2-4	1	2	1	0	1	18	30
* Alabama A&M	6-9	.667	3-6	.500	1-1	1.000	1-1-2	0	2	1	1	1	16	22
* vs. TCU	8-15	.533	5-10	.500	1-2	.500	1-8-9	2	1	0	0	1	22	43
* vs. [21] Colorado	3-11	.273	1-5	.200	4-4	1.000	0-9-9	2	1	1	1	2	11	38
* at Minnesota	1-4	.250	0-1	.000	0-3	.000	0-3-3	2	0	2	1	0	2	24
* at [17] Florida State	5-10	.500	2-4	.500	2-5	.400	1-2-3	2	2	3	0	3	14	31
* South Carolina	1-8	.125	1-6	.167	0-0	.000	0-4-4	2	0	1	1	0	3	26
* Jacksonville	3-9	.333	1-4	.250	0-0	.000	1-10-11	0	1	0	1	1	7	32
* Yale	0-3	.000	0-2	.000	0-0	.000	1-1-2	1	1	1	1	0	0	16
* Miami	4-11	.364	0-3	.000	0-0	.000	0-4-4	2	1	1	0	0	8	26
* NC State	5-12	.417	1-8	.125	3-4	.750	1-6-7	3	2	0	2	2	14	34
* at North Carolina	7-15	.467	3-9	.333	0-0	.000	1-3-4	5	0	1	0	1	17	31
* [3] Duke	10-14	.714	2-4	.500	0-2	.000	2-7-9	0	0	1	2	1	22	31
* at NC State	5-13	.385	0-7	.000	2-4	.500	3-3-6	3	1	2	0	0	12	28
Wake Forest	3-6	.500	1-4	.250	0-2	.000	0-2-2	1	1	1	0	0	7	20
* at [6] Louisville	3-13	.231	0-6	.000	0-0	.000	1-7-8	3	0	0	1	0	6	29
* Syracuse	12-17	.706	1-4	.250	7-8	.875	6-4-10	2	1	5	0	0	32	31
* at Wake Forest	1-9	.111	0-4	.000	0-0	.000	1-3-4	1	0	2	1	1	2	28
* at Virginia	3-10	.300	2-9	.222	2-2	1.000	2-5-7	4	1	3	0	1	10	32
* Notre Dame	6-16	.375	2-8	.250	2-3	.667	0-6-6	2	0	0	1	3	16	25
* at Pittsburgh	5-8	.625	3-3	1.000	3-6	.500	0-9-9	2	1	1	1	2	16	31
* [5] Louisville	6-9	.667	2-5	.400	0-0	.000	0-5-5	2	1	1	1	0	14	32
* at Boston College	4-6	.667	1-3	.333	2-3	.667	0-1-1	2	2	1	0	1	11	21
* at Georgia Tech	4-12	.333	0-4	.000	1-2	.500	1-2-3	3	2	1	1	2	9	32
[6] Florida State	3-5	.600	1-2	.500	2-2	1.000	0-5-5	3	0	0	1	1	9	25

at Virginia Tech

Georgia Tech

\* - Game Started; [] AP Ranking

## » NOTES

### MACK ATTACK

- Tevin Mack put on a show against Syracuse in a 71-70 Clemson victory.
- Mack netted a career-high 32 points (23 in the second half) and grabbed 10 rebounds.
- It marked Mack's second career double-double. Six of his 10 rebounds came on the offensive glass.
- It was the most points by a Tiger since Jaron Blossomgame scored 33 against NC State on Feb. 20, 2016.
- It was also the most points scored by a Tiger in any home ACC contest since 2002.
- Edward Scott scored 36 against Florida State on Feb. 23, 2002.
- Mack is the 38th player in Clemson history to score at least 30 points in a game.
- He is just the fifth Tiger since 2014 to score 30 points in a game.

### 30-POINT GAMES UNDER BRAD BROWNELL

Date	Name	Site-Opponent	Points
1-18-20	Tevin Mack	H-Syracuse	32
2-23-19	Marcquise Reed	H-Boston College	31
1-16-19	Marcquise Reed	H-Georgia Tech	30
3-23-18	Gabe DeVoe	N-Kansas	31
3-1-16	Jaron Blossomgame	H-Virginia	31
2-20-16	Jaron Blossomgame	A-NC State	33
2-8-16	Jaron Blossomgame	H-Notre Dame	30
3-19-14	K.J. McDaniels	H-Georgia State	30
2-11-14	K.J. McDaniels	A-Notre Dame	30

### MACK'S IMPACT

- Tevin Mack opened the season with seven-straight double-digit scoring games.
- Seven games in a row in double-figures set a new career-high. He previously scored in double figures in six-straight games from Nov. 29-Dec. 21, 2016 while at Texas.
- The performance against Colorado marked Mack's 39th career double-digit scoring game.
- Mack tallied his second 20-point performance of the season - tying his season-high with 22 points against No. 3 Duke in a 79-72 victory on Jan. 14.
- It's also his ninth 20-point outing.
- He is now up to 49 career double-digit scoring games.
- Mack's 42nd came in a 17-point effort at North Carolina to help the Tigers secure their first-ever victory in Chapel Hill.
- While his 22-point game against TCU was his first 20-point game of the season, it was his eighth career 20-point outing.
- Mack secured 11 rebounds in a 68-39 win over

## » CAREER STATS

Year	Field Goals							3-PT			Rebounds													
	GP	GS	Min.	FG	FGA	Pct.	FG	FGA	Pct.	FT	FTA	Pct.	OR	DR	TOT	Avg.	PF	DQ	A	TO	Blk	Stl	Pts.	Avg.
2015-16	33	0	439	51	176	.290	34	114	.298	32	50	.640	19	47	66	2.0	42	0	11	18	9	8	168	5.1
2016-17	15	10	470	79	172	.459	34	87	.391	30	51	.588	21	51	72	4.8	24	0	12	21	8	7	222	14.8
2018-19	34	24	699	115	276	.417	48	144	.333	28	50	.560	30	83	113	3.3	56	0	28	48	16	11	306	9.0
2019-20	28	26	792	132	288	.458	41	143	.287	34	56	.607	27	124	151	5.4	59	2	27	34	17	30	339	12.1
TOTAL	110	60	2400	377	912	.413	157	488	.322	124	207	.599	97	305	402	3.7	181	2	78	121	50	56	1035	9.4

## » MACK NOTES

Jacksonville on Dec. 20. It marked his second double-digit rebounding effort of his career.

- Mack had a career-best 12 boards against Arkansas on Dec. 17, 2016 while at Texas.

## MACK HAS SEEN THE COUNTRY

- Clemson graduate senior Tevin Mack is used to playing in difficult basketball environments.
- He played his first two years at Texas, then played last season at Alabama. By the end of the year, he will be on of the most experienced players in college basketball when it comes to playing against different Power Five Conference schools.
- The March 4 game at Virginia Tech will be the 34th different Power Five Conference facility he has played in.
- He will finish the regular season having played in 34-of-the-65 Power Conference basketball facilities.
- When it comes to playing against Power Five teams home or away, he will have played for or against 47-of-the-65 Power Conference teams.
- He will have finished his career playing for or against all 15 ACC schools, all 14 from the SEC, all 10 from the Big 12, four from the Pac-12 and four from the Big 10.
- He has played for and against Alabama.

# 15 JOHN NEWMAN III



So. | Guard | 6-5 | 197  
Greensboro, N.C. | Greensboro Day

## » CAREER HIGHS

Points	23	vs. Louisville	2/15/20
Rebounds	10	at Boston College	2/22/20
Assists	4	2x, last at Wake Forest	2/1/20
Steals	4	2x, last vs. Duke	1/14/20
FG Made	7	2x, last vs. Louisville	2/15/20
3FG Made	3	vs. Presbyterian	11/7/19
FT Made	7	vs. Louisville	2/15/20
Minutes	43	at North Carolina	1/11/20

## » ABOUT JOHN NEWMAN III

Born August 2, 1999

Hometown Greensboro, N.C.

High School Greensboro Day

Major Communications

## » 2019-20 GAME-BY-GAME

OPPONENT	FG	PCT.	3FG	PCT.	FT	PCT.	OR-DR-TOT	PF	A	TO	BLK	STL	PTS	MIN
* Virginia Tech	5-11	.455	1-5	.250	4-4	1.000	2-3-5	2	2	0	0	0	15	33
* Presbyterian	6-9	.667	3-5	.600	1-1	1.000	2-3-5	0	3	0	0	1	16	20
* Colgate	4-12	.333	0-3	.000	1-2	.500	1-6-7	0	3	2	0	3	9	38
* Detroit Mercy	2-7	.286	1-5	.200	2-3	.667	1-0-1	4	1	1	1	0	7	23
* Alabama A&M	4-7	.571	1-3	.333	0-0	.000	0-3-3	0	4	1	1	0	9	29
* vs. TCU	3-6	.500	1-2	.500	2-2	1.000	0-2-2	2	1	4	1	1	9	37
* vs. [21] Colorado	4-8	.500	2-3	.667	6-6	1.000	0-1-1	5	3	2	0	1	16	32
* at Minnesota	2-6	.333	0-1	.000	1-2	.500	1-2-3	3	0	3	0	0	5	31
* at [17] Florida State	2-5	.400	1-2	.500	1-1	1.000	0-1-1	1	1	1	0	0	6	29
* South Carolina	1-6	.167	0-4	.000	4-7	.571	0-4-4	1	3	1	0	4	6	35
* Jacksonville	3-7	.429	1-3	.333	1-2	.500	0-2-2	2	2	1	0	0	8	18
* Yale	3-8	.375	0-2	.000	1-2	.500	0-2-2	1	1	3	0	2	7	35
* Miami	3-9	.333	0-2	.000	1-1	1.000	1-6-7	0	2	2	0	1	7	29
* NC State	4-8	.500	2-4	.500	2-2	1.000	0-3-3	4	3	1	1	1	12	24
* at North Carolina	7-12	.583	2-3	.667	1-1	1.000	0-6-6	2	4	2	0	2	17	43
* [3] Duke	5-7	.714	2-4	.500	2-4	.500	1-2-3	2	2	2	2	4	14	33
* at NC State	3-5	.600	1-1	1.000	0-2	.000	0-3-3	1	3	3	2	1	7	31
* Wake Forest	4-7	.571	1-2	.500	0-3	.000	0-7-7	2	3	0	2	1	9	33
* at [6] Louisville	2-8	.250	1-5	.200	2-2	1.000	0-5-5	3	1	2	1	1	7	37
* Syracuse	3-10	.300	1-7	.143	2-2	1.000	2-1-3	2	2	0	0	1	9	40
* at Wake Forest	3-7	.429	0-2	.000	1-3	.333	0-3-3	3	4	2	0	2	7	32
* at Virginia	3-5	.600	1-2	.500	0-0	.000	1-3-4	2	3	0	0	0	7	32
* Notre Dame	1-5	.200	0-4	.000	4-4	1.000	0-4-4	2	1	1	0	0	6	29
* at Pittsburgh	1-3	.333	1-2	.500	2-2	1.000	1-6-7	3	0	0	1	0	5	19
* [5] Louisville	7-9	.778	2-3	.667	7-7	1.000	1-5-6	1	0	0	1	2	23	38
* at Boston College	3-4	.750	1-2	.500	4-6	.667	0-10-10	1	3	2	0	0	11	37
* at Georgia Tech	1-7	.143	0-1	.000	0-1	.000	1-4-5	1	4	1	0	0	2	28
[6] Florida State	6-13	.462	1-3	.333	5-6	.833	0-2-2	1	2	0	1	2	18	35
at Virginia Tech														
Georgia Tech														

\* - Game Started; [] AP Ranking

## » NOTES

### NEWMAN IN YEAR TWO

- John Newman III has increased his points per game this year by 7.7 points per contest.
- His rebounds per game have more than doubled from 1.8 to 4.1
- Newman's shooting has increased +6.6 percent (45.0 percent this season).
- Newman has already more than tripled his number of assists from last season (15 to 61) and more than doubled his amount of steals from 12 to 30.
- Newman III turned in his best offensive performance when No. 5/5 Louisville came to town.
- The Greensboro, N.C. native netted a career-high 23 points on 7-for-9 shooting from the floor, including a perfect 7-of-7 from the foul line.
- Newman hit a career-best and a Clemson team-best 16-straight free throws from Feb. 2 through Feb. 22.
- Newman tallied his first career double-double with 11 points and a career-high 10 rebounds at Boston College (Feb. 22).

### HELLO NEWMAN...

- John Newman III got off to a lightning fast start this season posting career-highs in back-to-back games to open the year.
- Newman upped his previous career-best of 15 points against Virginia Tech (Nov. 5) and poured in 16 in a win against Presbyterian (Nov. 7).
- The 16-point outing was Newman's second double-digit scoring game of his career.
- Against the Blue Hose, Newman connected on a career-best six made field goals and three 3-point field goals. He also posted a career-high three assists.
- Newman connected on five made field goals and finished a perfect 4-for-4 at the foul line against Virginia Tech.
- In the championship game in Las Vegas, Newman tied his career-best with 16 points, including a career-high six makes from the foul line.
- Newman posted double-figures in back-to-back victories over NC State (Jan. 4) and North Carolina (Jan. 11).
- Newman scored a career-high 17 points in the Tigers' historic victory over the Tar Heels in Chapel Hill.
- Newman finished 7-for-12 from the floor and 2-for-3 from distance in the victory. He also grabbed six rebounds and dished four assists, while also making two steals.

## » CAREER STATS

Year	Field Goals				3-PT			Rebounds																
	GP	GS	Min.	FG	FGA	Pct.	FG	FGA	Pct.	FT	FTA	Pct.	OR	DR	TOT	Avg.	PF	DQ	A	TO	Blk	Stl	Pts.	Avg.
2018-19	34	1	409	28	73	.384	9	28	.321	6	11	.545	15	45	60	1.8	31	0	15	19	5	12	71	2.1
2019-20	28	28	881	95	211	.450	27	84	.321	57	78	.731	15	99	114	4.1	51	1	61	37	14	30	274	9.8
<b>TOTAL</b>	<b>62</b>	<b>29</b>	<b>1290</b>	<b>123</b>	<b>284</b>	<b>.433</b>	<b>36</b>	<b>112</b>	<b>.321</b>	<b>63</b>	<b>89</b>	<b>.708</b>	<b>30</b>	<b>144</b>	<b>174</b>	<b>2.8</b>	<b>82</b>	<b>1</b>	<b>76</b>	<b>56</b>	<b>19</b>	<b>42</b>	<b>345</b>	<b>5.6</b>



# 20 O'NEIL McBRIDE

Fr. | Forward | 6-7 | 195  
Myrtle Beach, S.C. | Myrtle Beach



## » CAREER HIGHS

Points	2	at Minnesota	12/2/19
Rebounds	1	4x, last at Boston College	2/22/20
Assists	1	at Minnesota	12/2/19
Steals	—	—	—
FG Made	1	at Minnesota	12/2/19
3FG Made	—	—	—
FT Made	—	—	—
Minutes	4	vs. Presbyterian	11/7/19

## » ABOUT O'NEIL McBRIDE

**Born** January 6, 2000  
**Hometown** Myrtle Beach, S.C.  
**High School** Myrtle Beach  
**Major** Pre-Business

## » 2019-20 GAME-BY-GAME

OPPONENT	FG	PCT.	3FG	PCT.	FT	PCT.	OR-DR-TOT	PF	A	TO	BLK	STL	PTS	MIN
Virginia Tech		dnp												
Presbyterian	0-0	.000	0-0	.000	0-0	.000	1-0-1	0	0	0	0	0	0	4
Colgate		dnp												
Detroit Mercy		dnp												
Alabama A&M	0-0	.000	0-0	.000	0-2	.000	0-1-1	0	0	0	0	0	0	3
vs. TCU		dnp												
vs. [21] Colorado		dnp												
at Minnesota	1-1	1.000	0-0	.000	0-0	.000	1-0-1	0	1	1	0	0	2	2
at [17] Florida State	0-0	.000	0-0	.000	0-0	.000	1-0-1	0	0	0	0	0	0	1
South Carolina		dnp												
Jacksonville	0-1	.000	0-0	.000	0-0	.000	0-0-0	0	0	0	0	0	0	2
Yale		dnp												
Miami		dnp												
NC State		dnp												
at North Carolina		dnp												
[3] Duke		dnp												
at NC State		dnp												
Wake Forest		dnp												
at [6] Louisville		dnp												
Syracuse		dnp												
at Wake Forest		dnp												
at Virginia		dnp												
Notre Dame		dnp												
at Pittsburgh	0-0	.000	0-0	.000	0-0	.000	0-0-0	1	1	0	0	0	0	1
[5] Louisville		dnp												
at Boston College	0-0	.000	0-0	.000	0-0	.000	0-1-1	0	0	0	0	0	0	1
at Georgia Tech		dnp												
[6] Florida State		dnp												
at Virginia Tech														
Georgia Tech														

\* - Game Started; [] AP Ranking

## » NOTES

### BEFORE CLEMSON

- Attended and graduated from Myrtle Beach High School.
- Following high school, attended postgraduate school and played at Fork Union Military Academy (Va.)
- As a senior at Myrtle Beach, averaged 10.0 points and 9.0 rebounds per game.

## » CAREER STATS

Year	GP	GS	Min.	Field Goals			3-PT			FT	FTA	Pct.	Rebounds			Avg.	PF	DQ	A	TO	Blk	Stl	Pts.	Avg.
				FG	FGA	Pct.	FG	FGA	Pct.				OR	DR	TOT									
2019-20	7	0	13	1	2	.500	0	0	.000	0	2	.000	3	2	5	0.7	1	0	2	1	0	0	2	0.3
<b>TOTAL</b>	<b>7</b>	<b>0</b>	<b>13</b>	<b>1</b>	<b>2</b>	<b>.500</b>	<b>0</b>	<b>0</b>	<b>.000</b>	<b>0</b>	<b>2</b>	<b>.000</b>	<b>3</b>	<b>2</b>	<b>5</b>	<b>0.7</b>	<b>1</b>	<b>0</b>	<b>2</b>	<b>1</b>	<b>0</b>	<b>0</b>	<b>2</b>	<b>0.3</b>

# 21 KHAVON MOORE



So. | Guard/Forward | 6-8 | 215  
Macon, Ga. | Texas Tech

## » CAREER HIGHS

Points	10	at Minnesota	12/2/19
Rebounds	7	vs. Detroit Mercy	11/17/19
Assists	3	vs. Alabama A&M	11/21/19
Steals	2	2x, last vs. Presbyterian	11/7/19
FG Made	5	at Minnesota	12/2/19
3FG Made	1	vs. Alabama A&M	11/21/19
FT Made	1	vs. Detroit Mercy	11/17/19
Minutes	24	at Minnesota	12/2/19

## » ABOUT KHAVON MOORE

**Born** April 6, 2000  
**Hometown** Macon, Ga.  
**High School** Westside  
**Major** Communications  
**Pronunciation:** Khavon (KAY-vohn)

## » 2019-20 GAME-BY-GAME

OPPONENT	FG	PCT.	3FG	PCT.	FT	PCT.	OR-DR-TOT	PF	A	TO	BLK	STL	PTS	MIN
Virginia Tech	0-1	.000	0-0	.000	0-0	.000	0-0-0	0	1	0	1	0	0	10
Presbyterian	1-5	.200	0-1	.000	0-0	.000	3-3-6	3	1	0	1	2	2	19
Colgate	1-2	.500	0-0	.00	0-0	.000	1-0-1	1	0	2	0	1	2	7
Detroit Mercy	3-4	.750	0-0	.000	1-2	.500	3-4-7	2	1	1	0	1	7	13
Alabama A&M	1-6	.167	1-2	.500	0-0	.000	1-5-6	2	3	2	0	1	3	19
* vs. TCU	0-1	.000	0-0	.000	0-0	.000	0-1-1	1	0	1	0	0	0	14
* vs. [21] Colorado	1-2	.500	1-1	1.000	0-0	.000	0-1-1	3	1	2	0	2	3	15
* at Minnesota	5-9	.556	0-0	.000	0-0	.000	2-4-6	1	1	0	0	0	10	24
* at [17] Florida State	1-5	.200	0-2	.000	0-0	.000	0-1-1	1	1	1	0	1	2	20
South Carolina	0-1	.000	0-0	.000	0-0	.000	0-0-0	1	0	0	0	0	0	4
Jacksonville	2-3	.667	0-1	.000	0-0	.000	3-2-5	1	1	2	0	0	4	15
Yale	2-3	.667	1-1	1.000	3-4	.750	1-1-2	0	0	0	0	0	8	10
Miami		dnp												
NC State		dnp												
at North Carolina	0-0	.000	0-0	.000	0-0	.000	0-1-1	1	0	1	0	0	0	2
[3] Duke	0-0	.000	0-0	.000	0-0	.000	1-1-2	0	1	0	0	0	0	6
at NC State	0-0	.000	0-0	.000	0-1	.000	0-1-1	1	0	0	0	2	0	8
Wake Forest	1-2	.500	0-0	.000	0-0	.000	1-0-1	3	1	0	0	0	2	7
at [6] Louisville	0-1	.000	0-0	.000	0-0	.000	0-0-0	0	0	0	0	0	0	2
Syracuse	1-1	1.000	0-0	.000	0-0	.000	0-1-1	1	1	0	0	1	2	6
at Wake Forest	0-1	.000	0-0	.000	0-0	.000	0-0-0	1	1	0	0	0	0	4
at Virginia	0-0	.000	0-0	.000	0-0	.000	0-0-0	0	0	0	0	0	0	6
Notre Dame	0-1	.000	0-1	.000	0-0	.000	0-1-1	2	0	3	1	0	0	9
at Pittsburgh	0-1	.000	0-1	.000	0-0	.000	0-0-0	1	0	0	0	0	1	3
[5] Louisville	0-1	.000	0-0	.000	0-0	.000	0-0-0	0	0	0	0	0	0	2
at Boston College	0-0	.000	0-0	.000	0-0	.000	1-0-1	0	0	0	0	0	0	2
at Georgia Tech	0-0	.000	0-0	.000	0-0	.000	0-0-0	1	0	1	0	1	0	5
[6] Florida State	2-4	.500	0-0	.000	0-0	.000	0-1-1	0	0	0	0	1	4	11
at Virginia Tech														
Georgia Tech														

\* - Game Started; [] AP Ranking

## » NOTES

### MOORE'S BREAKOUT GAME

- Khavon Moore enjoyed his best game of the season at Minnesota in the Big Ten/ACC Challenge.
- Moore made a career-best five field goals and scored a career-high 10 points in the contest.

### PREP CAREER

- Played on the AAU circuit for Atlanta Xpress
- Highly regarded as a four-star recruit
- Was rated No. 44 in the nation by Rivals.com in the Class of 2018
- ESPN.com graded Moore as a four-star prospect (No. 43 nationally in ESPN's Top 100)
- During his prep career at Westside High School, amassed 2,000 points and averaged 22.5 points, 9.0 rebounds, 4.6 assists, 2.2 steals and 1.8 blocks per game as a senior.

## » CAREER STATS

					Field Goals			3-PT						Rebounds												
Year	GP	GS	Min.	FG	FGA	Pct.	FG	FGA	Pct.	FT	FTA	Pct.	OR	DR	TOT	Avg.	PF	DQ	A	TO	Blk	Stl	Pts.	Avg.		
2018-19	1	0	2	0	0	.000	0	0	.000	0	0	.000	0	0	0	0.0	0	0	0	0	0	0	0	0.0		
2019-20	26	4	244	21	54	.389	3	10	.300	4	7	.571	17	29	46	1.8	27	0	14	16	3	14	49	1.9		
TOTAL	27	4	246	21	54	.389	3	10	.300	4	7	.571	17	29	46	1.7	27	0	14	16	3	14	49	1.8		

# 25 AAMIR SIMMS

Jr. | Forward | 6-8.5 | 248  
Palmyra, Va. | Blue Ridge School



## » CAREER HIGHS

Points	25	vs. Duke	1/14/20
Rebounds	15	vs. Virginia Tech	11/5/19
Assists	7	vs. TCU	11/24/19
Blocks	4	2x, last at North Carolina	1/11/20
Steals	5	vs. Syracuse	3/9/19
FG Made	10	2x, last vs. Georgia Tech	2/25/20
3FG Made	4	vs. Mississippi State	12/8/18
FT Made	8	2x, last vs. NC State	1/4/20
Minutes	42	at North Carolina	1/11/20

## » ABOUT AAMIR SIMMS

<b>Born</b> February 17, 1999
<b>Hometown</b> Palmyra, Va.
<b>High School</b> Blue Ridge School
<b>Major Sports Communications</b>
<b>Fun Fact</b> Can communicate in sign language

## » 2019-20 GAME-BY-GAME

OPPONENT	FG	PCT.	3FG	PCT.	FT	PCT.	OR-DR-TOT	PF	A	TO	BLK	STL	PTS	MIN
* Virginia Tech	4-11	.364	1-4	.250	3-4	.750	4-11-15	2	0	1	0	1	12	34
* Presbyterian	0-4	.000	0-1	.000	0-0	.000	0-8-8	1	0	2	1	0	0	16
* Colgate	5-11	.455	0-1	.000	2-4	.500	4-4-8	3	0	1	1	1	12	38
* Detroit Mercy	7-10	.700	0-2	.000	5-6	.833	3-5-8	2	4	3	0	3	19	33
* Alabama A&M	2-7	.286	0-1	.000	0-0	.000	0-4-4	1	4	0	0	1	4	18
* vs. TCU	3-15	.200	1-7	.143	6-8	.750	3-9-12	2	7	1	1	2	13	37
* vs. [21] Colorado	7-14	.500	2-5	.400	7-9	.778	3-4-7	3	4	0	2	1	23	36
* at Minnesota	4-10	.400	0-1	.000	3-4	.750	0-6-6	2	1	1	0	0	11	26
* at [17] Florida State	3-7	.329	2-3	.667	0-0	.000	2-2-4	4	1	2	0	1	8	27
* South Carolina	5-7	.714	3-3	1.000	8-11	.727	4-4-8	5	1	4	0	1	21	25
* Jacksonville	7-8	.875	3-3	1.000	1-1	1.000	3-2-5	3	0	0	1	1	18	26
* Yale	4-14	.286	1-5	.200	1-2	.500	2-5-7	2	0	2	0	2	10	35
* Miami	8-14	.571	1-2	.500	4-5	.800	4-4-8	0	4	1	2	2	21	41
* NC State	4-7	.571	1-3	.333	8-9	.889	2-2-4	2	5	3	0	0	17	31
* at North Carolina	7-13	.538	3-6	.500	3-4	.750	2-6-8	2	6	3	4	3	20	42
* [3] Duke	10-15	.667	2-3	.667	3-6	.500	1-8-9	2	5	3	0	0	25	36
* at NC State	7-15	.467	2-5	.400	2-3	.667	2-9-11	4	1	0	0	1	18	33
* Wake Forest	2-6	.333	1-3	.333	2-2	1.000	2-4-6	3	1	1	1	1	7	29
* at [6] Louisville	1-7	.143	0-2	.000	2-2	1.000	4-2-6	4	5	1	2	0	4	35
* Syracuse	1-4	.250	0-0	.000	0-1	.000	3-4-7	3	3	5	1	1	2	29
* at Wake Forest	6-16	.375	1-3	.333	1-1	1.000	4-4-8	2	0	2	0	0	14	34
* at Virginia	6-16	.375	2-5	.400	2-4	.500	1-2-3	2	2	2	2	2	16	40
Notre Dame	dnp													
* at Pittsburgh	4-7	.571	0-1	.000	4-4	1.000	2-2-4	2	5	4	0	1	12	28
* [5] Louisville	4-8	.500	1-1	1.000	4-7	.571	0-4-4	3	6	2	0	1	13	30
* at Boston College	5-7	.714	2-2	1.000	0-1	.000	2-9-11	1	3	4	2	1	12	34
* at Georgia Tech	10-16	.625	1-4	.250	2-3	.667	2-3-5	3	2	6	2	1	23	35
[6] Florida State	2-3	.667	0-0	.000	1-4	.250	4-4-8	3	1	2	0	1	5	33
at Virginia Tech														
Georgia Tech														

\* - Game Started; [] AP Ranking

## » NOTES

### ALL-ACC NOMINEE AND MOST IMPROVED

- Aamir Simms is putting together an All-ACC type of season this year and is garnering recognition from around the league.
- On Jan. 13, Simms was named ACC Player of the Week for the first time in his career and followed that up with a career-high 25 points against No. 3/3 Duke.
- Has improved his points per game by 5.2 points per contest and also upped his rebounding by 2.6 rebounds per game.
- He is shooting better much better from 3 (+6.4 percent) compared to last season.
- Aamir Simms is the first Clemson player over the last 20 seasons with 20 points, 5 rebounds, and 5 assists in consecutive games; he did it in wins over North Carolina and Duke.
- Simms posted his fourth career double-double with 12 points and 11 rebounds in an 18-point rout of Boston College (Feb. 22).

### AAMIR SIMMS IN THE SPOTLIGHT

- Clemson's leader on and off the floor, Aamir Simms, earned himself ACC Player of the Week (Jan. 13) for his performance at North Carolina.
- Simms led Clemson in five statistical categories, a "Quintuple Leadership."
- He posted 20 points, eight rebounds, six assists, four blocks and three steals.
- Simms followed up that performance and weekly accolade with a 25-point, nine-rebound and five-assist game against No. 3/3 Duke in a 79-72 victory.
- It marked the first time in Simms' career that he has posted back-to-back 20 point games and the 25-point outing proved to be a career-best for the junior.
- Simms scored 23 points in a loss to Georgia Tech, tying his career mark for field goals made in a single game with 10.
- Simms has now notched seven 20-point games in his career, including six this season.

## » CAREER STATS

					Field Goals			3-PT			Rebounds														
Year	GP	GS	Min.		FG	FGA	Pct.	FG	FGA	Pct.	FT	FTA	Pct.	OR	DR	TOT	Avg.	PF	DQ	A	TO	Blk	Stl	Pts.	Avg.
2017-18	34	12	524		53	112	.473	14	43	.326	15	26	.577	26	82	108	3.2	45	0	21	20	29	8	135	4.0
2018-19	34	34	906		105	238	.441	40	121	.331	24	32	.750	50	107	157	4.6	82	2	34	45	25	21	274	8.1
2019-20	27	27	862		128	272	.471	30	76	.395	74	105	.705	63	131	194	7.2	66	1	71	56	22	29	360	13.3
TOTAL	95	73	2292		286	622	.460	84	240	.350	113	163	.693	139	320	459	4.8	193	3	126	121	76	58	769	8.1

## » SIMMS NOTES

### AAMIR SIMMS THIS SEASON

- Aamir Simms has made a tremendous impact on the floor this season for the Tigers.
- Simms posted one of the best performances of his career against North Carolina (Jan. 11).
- He posted a "Quintuple Leadership" - leading the Tigers with 20 points, eight rebounds, six assists, four blocks and three assists.
- Simms notched his fourth career 20-point game against Miami (Dec. 31) with 21 points, while also tallying eight rebounds.
- Simms scored 18 points in a 29-point thrashing of Jacksonville on Dec. 20.
- He finished 7-for-8 from the floor, including a perfect 3-for-3 from downtown and 1-for-1 from the foul line.
- Simms has made a Clemson season-best seven-straight 3-pointers from Dec. 8 at Florida State through the Tigers' contest against Jacksonville on Dec. 20.
- Simms posted his third career 20-point game against South Carolina (Dec. 15) on 5-for-7 shooting and a perfect 3-for-3 from behind the arc.
- Simms also finished 8-for-11 (career-highs in makes and attempts from the charity stripe).
- Simms posted a season-high with 19 points in a 22-point win against Detroit Mercy (Nov. 17).
- In the Tigers' first game of the MGM Resorts Main Event against TCU, Simms posted 13 points, 12 rebounds and seven assists to notch his second career double-double and nearly manage his first career triple double.
- Simms followed up his performance against TCU, tying his career-best with 23 points against Colorado.
- Simms also notched a career-high seven made free throws, while finishing 7-for-14 in the contest.
- One of Clemson's most versatile players captured his first career double-double in the season opener against Virginia Tech.
- Simms posted 12 points and 15 rebounds in a stellar performance to open the season.
- The 15 rebounds for Simms was a new career-best, outdoing his 10-rebound game last season at Duke (Jan. 5, 2019).
- Simms posted yet another double-digit scoring game with 12 points against Colgate (Nov. 10). He narrowly missed a double-double with eight rebounds, however, of the eight boards, four were on the offensive glass - tying a career high.
- Simms is now averaging 13.3 points and 7.6 rebounds per game.
- The last Tiger to average double-digits on the boards was Sharone Wright (1993-94 - 10.6 rebounds per game).
- Wright was a 1994 NBA First Round Draft Pick. The highest in Clemson history at sixth overall - selected by the Philadelphia 76ers.
- Wright is also the last player for Clemson to accomplish a triple double (12 points, 14 rebounds and 10 blocks in an 82-72 win against Maryland on Jan. 26, 1993).

### ACCOLADES

- Aamir Simms earned ACC Player of the Week honors following his performance at North Carolina (Jan. 11) and was named on Monday, Jan. 13.
- It's the Tigers' first ACC Player of the Week honor since Gabe DeVoe during the 2017-18 season. Marcquise Reed also won the award that season.

### CLEMSON'S ACC PLAYERS OF THE WEEK

Year	Player
2020	Aamir Simms (Co-Player), F
2018	Gabe DeVoe
	Marcquise Reed
2016	Jaron Blossomgame, F
2015	Jordan Roper, G
2011	Jerai Grant, F/C
2010	Trevor Booker (Co-Player), F

2009	K.C. Rivers, G/F (2)
	Trevor Booker
2008	K.C. Rivers (Co-Player), G/F
	Trevor Booker
2006	Akin Akingbala (Co-Player), C
2003	Edward Scott, G (2)
2002	Edward Scott, G
2000	Will Solomon, G (3)
1999	Terrell McIntyre, G (2)
1998	Greg Buckner, G
1997	Greg Buckner (Co-Player), F
1994	Andre Bovain, G
1993	Chris Whitney, G
	Sharone Wright, C
1990	Dale Davis, F
	Elden Campbell, C
1989	Dale Davis, F (2)
1988	Elden Campbell
1987	Horace Grant, C (2)
1985	Vincent Hamilton, G
1983	Marc Campbell, G
1981	Chris Dodds, G
1980	Billy Williams, G
1979	Larry Nance, F
1978	Colon Abraham, F
1977	Derrick Johnson, G
	Stan Rome, F
	Tree Rollins, C
1975	Tree Rollins, C
1972	David Angel, C
1971	Dickie Foster, F
1970	Butch Zatezalo, G



# 31 WELLS HOAG

So. | Guard | 6-2 | 180  
Greenville, S.C. | Greenville



## » CAREER HIGHS

Points	5	vs. Alabama A&M	11/21/19
Rebounds	1	2x, last at Minnesota	12/2/19
Assists	—	—	—
Steals	—	—	—
FG Made	2	vs. Alabama A&M	11/21/19
3FG Made	1	vs. Alabama A&M	11/21/19
FT Made	—	—	—
Minutes	8	vs. Alabama A&M	11/21/19

## » ABOUT WELLS HOAG

**Born** February 15, 2000  
**Hometown** Greenville, S.C.  
**High School** Greenville  
**Major** Parks, Recreation, Tourism Management

## » 2019-20 GAME-BY-GAME

OPPONENT	FG	PCT.	3FG	PCT.	FT	PCT.	OR-DR-TOT	PF	A	TO	BLK	STL	PTS	MIN
Virginia Tech	dnp													
Presbyterian	dnp													
Colgate	dnp													
Detroit Mercy	dnp													
Alabama A&M	2-3	.667	1-2	.500	0-0	.000	1-0-1	0	0	0	0	0	5	8
vs. TCU	dnp													
vs. [21] Colorado	dnp													
at Minnesota	0-1	.000	0-0	.000	0-0	.000	1-0-1	0	0	0	0	0	0	2
at [17] Florida State	0-1	.000	0-1	.000	0-0	.000	0-0-0	0	0	0	0	0	0	1
South Carolina	dnp													
Jacksonville	0-0	.000	0-0	.000	0-0	.000	0-0-0	0	0	0	0	0	0	2
Yale	dnp													
Miami	dnp													
NC State	dnp													
at North Carolina	dnp													
[3] Duke	dnp													
at NC State	dnp													
Wake Forest	dnp													
at [6] Louisville	dnp													
Syracuse	dnp													
at Wake Forest	dnp													
at Virginia	dnp													
Notre Dame	dnp													
at Pittsburgh	0-0	.000	0-0	.000	0-0	.000	0-0-0	0	0	0	0	0	0	1
[5] Louisville	dnp													
at Boston College	0-0	.000	0-0	.000	0-0	.000	0-0-0	0	0	0	0	0	0	1
at Georgia Tech	dnp													
[6] Florida State	dnp													
at Virginia Tech														
Georgia Tech														

\* - Game Started; [] AP Ranking

## » NOTES

### FROM MANAGER TO PLAYER

- Clemson basketball student manager Wells Hoag was elevated to the active roster on Wednesday, Nov. 20.
- Hoag made his collegiate debut against Alabama A&M on Nov. 21 and played 7.5 minutes on the floor for the Tigers.
- The nearby Greenville, S.C. native scored five points, including connecting on the first two baskets of his career.
- Hoag made a driving layup and then poured in a 3-pointer from the far wing spot.
- While on the floor, Hoag managed to run the point and execute the Tiger offense.
- This isn't something unfamiliar to head coach Brad Brownell, who, in 2014, elevated a then-manager Riley McGillan (2014-17) to the active roster.
- McGillan played 20 games through his Tiger career, scoring 11 points.
- McGillan later served as a graduate assistant in Clemson's program and is now the director of operations at Longwood University for men's basketball.
- Prior to McGillan, the last managers to play in a game were Dennis Hopf (1988-89) and Edward Bynum (1984-85).
- The most points scored by a walk-on in a career is 33 by Jeff Holstein (1985-87) in 34 career games. He also recorded 32 rebounds.

### PROMOTED MANAGERS CAREER STATS

Name	Years	GP	FG	3FG	FT	Reb	Pts
Wells Hoag	2019-20	5	2-5	1-3	0-0	2	5
Riley McGillan	2014-17	20	4-14	2-12	1-2	2	11
Dennis Hopf	1988-89	1	0-1	0-0	0-0	0	0
Edward Bynum	1984-85	9	3-7	0-0	4-12	9	10

## » CAREER STATS

				Field Goals			3-PT						Rebounds														
Year	GP	GS	Min.	FG	FGA	Pct.	FG	FGA	Pct.	FT	FTA	Pct.	OR	DR	TOT	Avg.	PF	DQ	A	TO	Blk	Stl	Pts.	Avg.			
2019-20	6	0	14	2	5	.400	1	3	.333	0	0	.000	2	0	2	0.3	0	0	0	0	0	0	5	0.8			
TOTAL	6	0	14	2	5	.400	1	3	.333	0	0	.000	2	0	2	0.3	0	0	0	0	0	0	5	0.8			

# 32 PAUL GRINDE

Gr. | Forward | 6-10 | 275  
Virginia Beach, Va. | Vassar



## » CAREER HIGHS

Points	29	vs. Hobart	2/15/19
Rebounds	18	2x, last at Ithaca	2/17/18
Assists	7	vs. Hobart	2/15/19
Steals	3	2x, last vs. New Rochelle	11/16/18
FG Made	10	4x, last vs. Hobart	2/15/19
3FG Made	2	5x, last vs. Hobart	2/15/19
FT Made	8	2x, last vs. New Rochelle	11/16/18
Minutes	39	vs. Central (Iowa)	12/29/15

## » ABOUT PAUL GRINDE

**Born** January 10, 1997  
**Hometown** Virginia Beach, Va.  
**High School** Cape Henry Collegiate School  
**Major** Athletic Leadership (Masters)  
**Pronunciation:** Grinde (GRIN-dee)

## » 2019-20 GAME-BY-GAME

OPPONENT	FG	PCT.	3FG	PCT.	FT	PCT.	OR-DR-TOT	PF	A	TO	BLK	STL	PTS	MIN
Virginia Tech	dnp													
Presbyterian	0-2	.000	0-0	.000	2-2	1.000	0-0-0	1	0	1	0	0	0	4
Colgate	dnp													
Detroit Mercy	dnp													
Alabama A&M	2-3	.667	0-0	.000	2-2	1.000	1-0-1	1	0	0	0	0	6	6
vs. TCU	dnp													
vs. [21] Colorado	dnp													
at Minnesota	1-1	1.000	0-0	.000	0-0	.000	0-0-0	0	0	0	0	0	2	3
at [17] Florida State	0-0	.000	0-0	.000	0-0	.000	0-0-0	0	0	0	0	0	0	2
South Carolina	dnp													
Jacksonville	1-1	1.000	0-0	.000	0-0	.000	0-0-0	0	0	0	0	0	2	2
Yale	dnp													
Miami	dnp													
NC State	dnp													
at North Carolina	dnp													
[3] Duke	dnp													
at NC State	dnp													
Wake Forest	dnp													
at [6] Louisville	dnp													
Syracuse	dnp													
at Wake Forest	1-1	1.000	0-0	.000	0-0	.000	1-0-1	0	0	0	0	0	2	2
at Virginia	dnp													
Notre Dame	dnp													
at Pittsburgh	0-0	.000	0-0	.000	0-0	.000	0-0-0	0	0	0	0	0	0	1
[5] Louisville	dnp													
at Boston College	0-0	.000	0-0	.000	0-0	.000	0-0-0	0	0	1	0	0	0	1
at Georgia Tech	dnp													
[6] Florida State	dnp													
at Virginia Tech														
Georgia Tech														

\* - Game Started; [] AP Ranking

## » NOTES

### GRINDE JOINS TEAM AS GRAD TRANSFER

- Paul Grinde joined the Tigers this summer as a graduate transfer walk-on.

## » CAREER STATS

	Field Goals						3-PT			Rebounds														
Year	GP	GS	Min.	FG	FGA	Pct.	FG	FGA	Pct.	FT	FTA	Pct.	OR	DR	TOT	Avg.	PF	DQ	A	TO	Blk	Stl	Pts.	Avg.
2015-16	25	25	635	113	213	.531	4	9	.444	79	117	.675	48	136	184	7.4	84	2	29	77	23	6	309	12.4
2017-18	26	25	713	146	261	.559	2	12	.167	78	130	.600	45	167	212	8.2	90	3	42	66	16	6	372	14.3
2018-19	25	25	605	134	245	.547	16	33	.485	69	105	.657	57	116	173	6.9	72	0	46	67	18	15	353	14.1
2019-20	8	0	19	5	8	.625	0	0	.000	2	2	1.000	2	0	2	0.3	2	0	0	2	0	0	12	1.5
TOTAL	84	75	1972	398	727	.547	22	54	.407	228	354	.644	152	419	571	6.8	248	5	117	212	57	27	1046	12.5

# 55 TREY JEMISON



So. | Center | 7-0 | 254  
Birmingham, Ala. | Hoover

## » CAREER HIGHS

Points	10	vs. Alabama A&M	11/21/19
Rebounds	7	vs. Notre Dame	2/9/20
Assists	2	vs. Notre Dame	2/9/20
Blocks	4	vs. Alabama A&M	11/21/19
Steals	2	vs. Alabama A&M	11/21/19
FG Made	5	vs. Alabama A&M	11/21/19
3FG Made			
FT Made	2	vs. Mississippi State	12/8/18
Minutes	30	vs. Notre Dame	2/9/20

## » ABOUT TREY JEMISON

**Born** November 28, 1999  
**Hometown** Birmingham, Ala.  
**High School** Hoover  
**Major** Construction Science Management  
**Pronunciation:** Jemison (GEM-ih-son)

## » 2019-20 GAME-BY-GAME

OPPONENT	FG	PCT.	3FG	PCT.	FT	PCT.	OR-DR-TOT	PF	A	TO	BLK	STL	PTS	MIN
Virginia Tech	0-1	.000	0-0	.000	0-0	.000	1-1-2	0	0	1	0	1	0	6
Presbyterian	2-4	.500	0-0	.000	0-0	.000	2-2-4	5	1	2	0	0	4	13
Colgate	0-0	.000	0-0	.000	0-0	.000	0-0-0	1	0	1	0	0	0	2
Detroit Mercy	1-1	1.000	0-0	.000	0-1	.000	1-2-3	3	0	0	0	0	2	5
Alabama A&M	5-6	.833	0-0	.000	0-0	.000	2-3-5	1	0	2	4	2	10	16
* vs. TCU	0-0	.000	0-0	.000	1-2	.500	0-0-0	1	0	1	0	0	1	8
* vs. [21] Colorado	0-0	.000	0-0	.000	0-0	.000	0-0-0	4	0	3	0	0	0	4
* at Minnesota	1-2	.500	0-0	.000	0-0	.000	0-0-0	1	0	0	1	0	2	11
* at [17] Florida State	0-1	.000	0-0	.000	0-0	.000	0-0-0	3	0	1	0	0	0	11
South Carolina	0-1	.000	0-0	.000	1-1	1.000	3-0-3	3	0	0	1	0	1	14
Jacksonville	2-2	1.000	0-0	.000	1-1	1.000	1-3-4	0	0	1	0	0	5	11
Yale	0-1	.000	0-0	.000	0-0	.000	1-0-1	3	0	0	0	0	0	5
Miami	0-0	.000	0-0	.000	0-2	.000	2-0-2	2	0	0	0	0	0	4
NC State	2-2	1.000	0-0	.000	0-0	.000	0-2-2	1	0	0	0	0	4	9
at North Carolina	0-0	.000	0-0	.000	0-0	.000	0-1-1	1	0	0	0	0	0	3
[3] Duke	0-1	.000	0-0	.000	0-0	.000	0-1-1	3	0	0	0	0	0	4
at NC State	1-1	1.000	0-0	.000	1-3	.333	0-0-0	2	0	1	0	0	3	7
Wake Forest	1-1	1.000	0-0	.000	0-0	.000	1-0-1	0	0	0	0	0	2	8
at [6] Louisville	0-2	.000	0-1	.000	0-0	.000	1-0-1	2	0	1	0	0	0	4
Syracuse	0-1	.000	0-0	.000	0-0	.000	0-1-1	0	0	0	0	0	0	5
at Wake Forest	1-3	.333	0-0	.000	0-0	.000	0-2-2	1	0	0	0	1	2	6
at Virginia	dnp													
* Notre Dame	2-6	.333	0-0	.000	0-0	.000	4-3-7	3	2	0	1	0	4	30
at Pittsburgh	1-4	.250	0-0	.000	0-0	.000	4-0-4	2	0	1	0	0	2	11
* [5] Louisville	1-1	1.000	0-0	.000	0-0	.000	0-2-2	1	0	1	0	0	2	10
at Boston College	1-1	1.000	0-0	.000	0-0	.000	1-0-1	1	0	1	0	0	2	5
at Georgia Tech	0-0	.000	0-0	.000	0-0	.000	0-0-0	1	0	0	0	0	0	5
[6] Florida State	0-0	.000	0-0	.000	0-0	.000	2-0-2	2	1	0	0	0	0	7
at Virginia Tech														
Georgia Tech														

\* - Game Started; [] AP Ranking

## » NOTES

### JEMISON'S IMPACT

- Trey Jemison has been the primary big that subs in for Amir Simms.
- Jemison enjoyed a career-night against Alabama A&M with 10 points on 5-for-7 shooting from the floor.
- He posted a career-best four blocked shots against the Bulldogs and played a career-high 16 minutes.

## » CAREER STATS

	Field Goals						3-PT			Rebounds														
Year	GP	GS	Min.	FG	FGA	Pct.	FG	FGA	Pct.	FT	FTA	Pct.	OR	DR	TOT	Avg.	PF	DQ	A	TO	Blk	Stl	Pts.	Avg.
2018-19	20	0	72	2	6	.333	0	0	.000	3	5	.600	5	11	16	0.8	18	0	1	3	5	2	7	0.4
2019-20	27	1	225	21	42	.500	0	1	.000	4	10	.400	26	23	49	1.8	47	1	4	17	7	4	46	1.7
TOTAL	47	1	296	23	48	.479	0	1	.000	7	15	.467	31	34	65	1.4	65	1	5	20	12	6	53	1.1

# MISCELLANEOUS STATS

## MISCELLANEOUS STATS

**Dunks:** (28) Simms 8, Jemison 5, Newman III 5, Mack 4, Tyson 4, Moore 2

**Charges Taken:** (41) Simms 14, Tyson 7, Dawes 6, Trapp 5, Hemenway 2, Newman III 2, Scott 2, Hunter 1, Jemison 1, Moore 1

**20-Point Games:** (12) Simms 6, Mack 3, Tyson 2, Dawes 1, Newman III 1

**30-Point Games:** (1) Mack 1

**Double-Doubles:** (7) Simms 4, Mack 2, Newman III 1

**Double Figure Scoring:** (79) Simms 20, Mack 18, Dawes 11, Newman III 9, Tyson 7, Scott 5, Trapp 4, Hunter 2, Hemenway 1, Jemison 1, Moore 1

**Double Figure Rebounding:** (8) Simms 4, Mack 3, Newman III 1

**Led Clemson in Scoring:** Simms 11, Mack 4, Tyson 4, Dawes 3, Newman III 3, Trapp 1

**Led Clemson in Rebounding:** Simms 13, Mack 7, Dawes 1, Jemison 1, Trapp 1, Tyson 1

**Led Clemson in Assists:** Dawes 7, Simms 5, Trapp 3, Newman 2, Hunter 1, Scott 1

**Consecutive Field Goals Made:** 5 by Aamir Simms vs. Jacksonville (12/20/19)

**Consecutive Points Scored:** 11 by Tevin Mack at Florida State (12/8/19)

**Consecutive Free Throws Made:** 16 by John Newman III from 2/5/20 to 2/22/20

**Consecutive Three-Pointers Made:** 7 by Aamir Simms from 12/8/19 to 12/20/19

**Largest Lead:** +39 vs. Presbyterian (5:19 left in 2H)

**Largest Deficit:** -26 at Louisville (16:10 left in 2H), 1/25/20

**Largest Halftime Deficit:** 10 at North Carolina (1/11/20)

**Largest Deficit Overcome for Victory:** 15 vs. TCU, 11/24/19

**Most Consecutive Clemson Points:** 23 vs. Alabama A&M (11/21/19)

**Most Consecutive Opponent Points:** 20 by Louisville (1/25/20)

## CLEMSON'S RECORD...

Overall.....	15-13	When leading with 1:00 left .....	11-0
At home.....	11-5	When trailing with 1:00 left .....	3-12
On the road.....	3-7	When shooting 50% or better .....	7-0
At neutral sites.....	1-1	When opponent shoots less than 50% .....	13-12
In overtime .....	1-1	When scoring 70 or more points.....	13-0
Vs. ranked opponents.....	3-3	When winning the rebound margin .....	10-1
In games decided by 3 points or less.....	5-0	When winning the turnover margin .....	8-6
In games decided by 5 points or less .....	0-3	When winning points in the paint .....	10-5
In games decided by 7 or more points .....	10-9	When winning bench points.....	9-5
When leading at halftime.....	10-4	In November .....	5-2
When trailing at halftime .....	5-8	In December .....	1-5
When tied at halftime .....	0-1	In January.....	5-2
When leading with 5:00 left .....	12-2	In February .....	4-4
When trailing with 5:00 left.....	3-11	In March.....	0-0



# SEASON SUPERLATIVES

CATEGORY	CLEMSON TEAM HIGH		CLEMSON TEAM LOW	
Total Points	87	vs. <b>Detroit Mercy, 11/17/19; Alabama A&amp;M, 11/21/19</b>	44	vs. <b>Wake Forest, 2/1/20; Virginia, 2/5/20</b>
1st Half Points	54	vs. <b>Alabama A&amp;M, 11/21/19</b>	14	vs. <b>Virginia, 2/5/20</b>
2nd Half Points	49	vs. <b>Detroit Mercy, 11/17/19</b>	20	vs. <b>Florida State, 12/8/19</b>
1st Half Field Goal %	69.6	vs. <b>Boston College, 2/22/20</b>	26.9	vs. <b>South Carolina, 12/15/19</b>
2nd Half Field Goal %	68.2	vs. <b>Boston College, 2/22/20</b>	23.3	vs. <b>Virginia Tech, 11/5/19</b>
Scoring Margin	+36	vs. <b>Alabama A&amp;M, 11/21/19</b>	-19	vs. <b>Florida State, 12/8/19</b>
Field Goals Made	34	vs. <b>Alabama A&amp;M, 11/21/19</b>	14	vs. <b>South Carolina, 12/15/19</b>
Field Goal Attempts	67	vs. <b>Presbyterian, 11/7/19; North Carolina, 1/11/20</b>	47	vs. <b>Yale, 12/22/19</b>
Field Goal %	68.9	vs. <b>Boston College, 2/22/20</b>	28.0	vs. <b>South Carolina, 12/15/19</b>
3-Pointers Made	14	vs. <b>Presbyterian, 11/7/19</b>	2	vs. <b>Minnesota, 12/2/19; Georgia Tech, 2/25/20</b>
3-Point Attempts	34	vs. <b>Presbyterian, 11/7/19</b>	11	vs. <b>Minnesota, 12/2/19</b>
3-Point % (min. 10 att.)	59.1	vs. <b>Pittsburgh, 2/12/20</b>	10.0	vs. <b>Georgia Tech, 2/25/20</b>
Free Throws Made	26	vs. <b>NC State, 1/4/20</b>	3	vs. <b>Presbyterian, 11/7/19</b>
Free Throw Attempts	38	vs. <b>Louisville, 1/25/20</b>	4	vs. <b>Presbyterian, 11/7/19</b>
Free Throw % (min. 10 att.)	86.4	vs. <b>Colorado, 11/26/19</b>	39.1	vs. <b>NC State, 1/18/20</b>
Rebounds	43	vs. <b>Jacksonville, 12/20/19</b>	25	vs. <b>Colorado, 11/26/19</b>
Offensive Rebounds	15	vs. <b>Detroit Mercy, 11/17/19</b>	4	vs. <b>TCU, 11/24/19</b>
Rebound Margin	+11	vs. <b>Jacksonville, 12/20/19</b>	-12	vs. <b>Louisville, 1/25/20</b>
Assists	20	vs. <b>Detroit Mercy, 11/17/19</b>	4	vs. <b>Yale, 12/22/19</b>
Turnovers	22	vs. <b>South Carolina, 12/15/19</b>	7	vs. <b>Wake Forest, 1/21/20</b>
Blocked Shots	7	vs. <b>Alabama A&amp;M, 11/21/19</b>	0	vs. <b>Florida State, 12/8/19</b>
Steals	13	vs. <b>Colgate, 11/10/19</b>	1	vs. <b>Minnesota, 12/2/19</b>
Fouls	21	vs. <b>Detroit Mercy, 11/17/19; vs. Colorado, 11/26/19</b>	5	vs. <b>Alabama A&amp;M, 11/21/19</b>

CATEGORY	OPPONENT TEAM HIGH		OPPONENT TEAM LOW	
Total Points	80	by <b>Louisville, 1/25/20</b>	39	by <b>Jacksonville, 12/20/19</b>
1st Half Points	47	by <b>Louisville, 1/25/20</b>	14	by <b>Louisville, 2/15/20</b>
2nd Half Points	45	by <b>Florida State, 12/8/19</b>	11	by <b>Jacksonville, 12/20/19</b>
1st Half Field Goal %	65.5	by <b>Louisville, 1/25/20</b>	15.6	by <b>Louisville, 2/15/20</b>
2nd Half Field Goal %	60.0	by <b>Florida State, 12/8/19</b>	17.9	by <b>Jacksonville, 12/20/19</b>
Field Goals Made	28	by <b>Minnesota, 12/2/19; North Carolina, 1/11/20</b>	14	by <b>Jacksonville, 12/20/19</b>
Field Goal Attempts	66	by <b>North Carolina, 1/11/20</b>	46	by <b>Virginia, 2/5/20</b>
Field Goal %	53.8	by <b>Minnesota, 12/2/19</b>	25.5	by <b>Jacksonville, 12/20/19</b>
3-Pointers Made	15	by <b>Florida State, 12/8/19</b>	4	by <b>Pittsburgh, 2/12/20</b>
3-Point Attempts	33	by <b>Colgate, 11/10/19</b>	14	by <b>Pittsburgh, 2/12/20</b>
3-Point % (min. 10 att.)	47.6	by <b>Louisville, 1/25/20</b>	22.2	by <b>Louisville, 2/15/20</b>
Free Throws Made	24	by <b>Colorado, 11/26/19</b>	3	by <b>Alabama A&amp;M, 11/21/19</b>
Free Throw Attempts	28	by <b>Pittsburgh, 2/12/20</b>	5	by <b>Colgate, 11/10/19</b>
Free Throw % (min. 10 att.)	96.0	by <b>Colorado, 11/26/19</b>	46.7	by <b>TCU, 11/24/19</b>
Rebounds	44	by <b>Virginia Tech, 11/5/19</b>	27	by <b>Colgate, 11/10/19</b>
Offensive Rebounds	16	by <b>Detroit Mercy, 11/17/19</b>	4	by <b>Duke, 1/14/20</b>
Assists	18	by <b>North Carolina, 1/11/20</b>	8	by <b>Detroit Mercy, 11/17/19; Alabama A&amp;M, 11/21/19</b>
Turnovers	21	by <b>many (3), last by South Carolina, 12/15/19</b>	8	by <b>Minnesota, 12/2/19; Virginia, 2/5/20</b>
Blocked Shots	9	by <b>Florida State, 12/8/19</b>	0	by <b>Alabama A&amp;M, 11/21/19; Jacksonville, 12/20/19</b>
Steals	13	by <b>TCU, 11/24/19</b>	2	by <b>Colgate, 11/10/19</b>
Fouls	24	by <b>South Carolina, 12/15/19</b>	10	by <b>Presbyterian, 11/7/19</b>

CATEGORY	CLEMSON INDIVIDUAL BEST		OPPONENT INDIVIDUAL BEST	
Points	32	by <b>Tevin Mack vs. Syracuse, 1/28/20</b>	30	by <b>Landers Nolley II (Virginia Tech), 11/5/19</b>
Field Goals Made	12	by <b>Tevin Mack vs. Syracuse, 1/28/20</b>	12	by <b>Landers Nolley II (Virginia Tech), 11/5/19</b>
Field Goal Attempts	17	by <b>Al-Amir Dawes vs. South Carolina, 12/15/19</b>	23	by <b>Landers Nolley II (Virginia Tech), 11/5/19</b>
Field Goal Perfection	4	by <b>Tevin Mack vs. Syracuse, 1/28/20</b>	1	by <b>many (3), last by Matthew Hurt (Duke), 1/14/20</b>
		Hunter Tyson vs. Boston College, 2/22/20		
		Hunter Tyson vs. North Carolina, 1/11/20		
3-Pointers Made	6	by <b>Al-Amir Dawes vs. Boston College, 2/22/20</b>	5	by <b>many (3), last by Darius Perry (Louisville), 1/25/20</b>
3-Point Attempts	10	by <b>many (3), last by Al-Amir Dawes vs. Boston College, 2/22/20</b>	12	by <b>Brandon Robinson (North Carolina), 1/11/20</b>
3-Point Perfection	3	by <b>Aamir Simms vs. Jacksonville, 12/20/19</b>	1	by <b>many (4), last by Paul Atkinson (Yale), 12/22/19</b>
		Tevin Mack vs. Pittsburgh, 2/12/20		
Free Throws Made	9	by <b>Al-Amir Dawes vs. NC State, 1/4/20</b>	11	by <b>Antoine Davis (Detroit Mercy), 11/17/19</b>
Free Throw Attempts	11	by <b>Aamir Simms vs. South Carolina, 12/15/19</b>	12	by <b>Antoine Davis (Detroit Mercy), 11/17/19</b>
Free Throw Perfection	7	by <b>John Newman III vs. Louisville, 2/15/20</b>	4	by <b>many (6), last by RaiQuan Gray (Florida State), 12/8/19</b>
Rebounds	15	by <b>Aamir Simms vs. Virginia Tech, 11/5/19</b>	13	by <b>many (3), last by Olivier Sarr (Wake Forest), 2/1/20</b>
Offensive Rebounds	6	by <b>Tevin Mack vs. Syracuse, 1/28/20</b>	5	by <b>Justin Miller (Detroit Mercy), 11/17/19</b>
Assists	7	by <b>Aamir Simms vs. TCU, 11/24/19</b>	9	by <b>Marcus Carr (Minnesota), 12/2/19</b>
Blocked Shots	4	by <b>Aamir Simms vs. North Carolina, 1/11/20</b>	4	by <b>many (3), last by Jay Huff (Virginia), 2/5/20</b>
Steals	5	by <b>Tevin Mack vs. Colgate, 11/10/19</b>	4	by <b>many (3), last by Jordan Goldwire (Duke), 1/14/20</b>
Minutes	43	by <b>Tevin Mack vs. TCU, 11/24/19</b>	43	by <b>Desmond Bane (TCU), 11/24/19</b>

**Bold** denotes a Clemson home game; ^ - denotes one overtime period.

# SUPERLATIVES UNDER BRAD BROWNELL

CATEGORY	CLEMSON TEAM HIGH		CLEMSON TEAM LOW	
Total Points	100	vs. <b>The Citadel, 11/6/18</b>	36	vs. Virginia, 1/23/18
1st Half Points	54	vs. <b>Alabama A&amp;M, 11/21/19</b>	10	vs. Duke, 1/8/13; Virginia, 2/7/13
2nd Half Points	56	vs. Wake Forest, 2/2/16; North Carolina, 1/16/18	13	vs. Virginia, 1/23/18
1st Half Field Goal %	69.6	vs. Boston College, 2/22/20	12.0	vs. Duke, 1/8/13
2nd Half Field Goal %	85.0	vs. <b>Georgia Tech, 1/12/11</b>	23.5	vs. Duke, 3/2/11
Scoring Margin	+45	vs. <b>Florida A&amp;M, 11/14/14</b>	-48	vs. Florida State, 2/5/17
Field Goals Made	35	vs. <b>The Citadel, 1/1/13</b>	14	vs. <b>Louisville, 1/10/16; Virginia, 1/12/19; South Carolina, 12/15/19</b>
Field Goal Attempts	73	vs. Florida State, 3/4/12	33	vs. <b>Virginia, 1/12/13</b>
Field Goal %	69.2	vs. <b>Georgia Tech, 1/12/11</b>	25.9	vs. <b>Virginia, 1/12/19</b>
3-Pointers Made	15	vs. <b>North Carolina, 1/30/18</b>	0	vs. <b>Virginia Tech, 3/1/12</b> ; at NC State, 1/26/19
3-Point Attempts	36	vs. <b>Samford, 12/9/17</b> ; Virginia Tech, 2/21/18	7	vs. at NC State, 1/26/19
3-Point % (min. 10 att.)	78.6	vs. <b>Georgia Tech, 1/12/11</b>	0.0	vs. <b>Virginia Tech, 3/1/12</b>
Free Throws Made	32	vs. <b>Louisville, 1/10/16</b>	4	vs. Iowa, 11/29/11
Free Throw Attempts	46	vs. <b>Western Carolina, 11/12/10</b>	10	vs. North Carolina, 1/18/11
Free Throw % (min. 10 att.)	100.0	vs. <b>Miami (15-15), 1/16/16</b>	38.5	vs. Wake Forest (5-13), 2/25/14
Rebounds	51	vs. <b>Presbyterian College, 12/15/15</b>	19	vs. Virginia, 1/31/12
Offensive Rebounds	23	vs. Oklahoma, 11/20/16; <b>SC State, 12/13/16</b>	2	vs. Virginia, 1/19/16
Rebound Margin	+23	vs. <b>North Carolina A&amp;T, 11/12/17</b>	-22	vs. <b>Louisville, 1/10/16</b>
Assists	22	vs. many (4), last vs. <b>Virginia Tech, 1/22/17</b>	3	vs. Duke, 1/8/13; <b>Georgia Tech, 2/13/16</b>
Turnovers	22	vs. Florida State, 2/5/17	1	vs. NC State, 2/20/16
Blocked Shots	12	vs. <b>Arizona, 12/8/12</b> ; <b>South Carolina, 11/17/13</b>	0	vs. <b>North Carolina, 2/28/13</b> ; Virginia Tech, 3/2/13
Steals	16	vs. <b>The Citadel, 1/1/13</b>	0	vs. <b>Illinois, 3/23/14</b> ; NC State, 1/11/18
Fouls	25	vs. many (4), last vs. Georgia Tech, 3/9/16	5	vs. <b>SC State, 12/13/16</b>

CATEGORY	OPPONENT TEAM HIGH		OPPONENT TEAM LOW	
Total Points	109	by Florida State, 2/5/17	35	by <b>Furman, 12/14/13</b>
1st Half Points	51	by Florida State, 2/5/17	15	by Georgia Tech, 2/14/13; <b>Stetson, 11/8/13</b>
2nd Half Points	58	by Florida State, 2/5/17	11	by <b>Jacksonville, 12/20/19</b>
1st Half Field Goal %	64.0	by Florida State, 3/4/12	17.2	by Georgia Tech, 2/14/13
2nd Half Field Goal %	72.0	by Duke, 1/8/13	16.7	by <b>Delaware State, 11/13/13</b>
Field Goals Made	41	by Florida State, 2/5/17	11	by <b>Savannah State, 12/17/10</b>
Field Goal Attempts	79	by <b>Maryland, 3/2/14</b>	38	by Wake Forest, 2/25/14
Field Goal %	66.1	by Florida State, 2/5/17	22.9	by <b>Savannah State, 12/17/10</b>
3-Pointers Made	19	vs. vs. Mississippi State, 12/8/18	1	by many (6), last by <b>Georgia Tech, 2/13/16</b>
3-Point Attempts	40	by Davidson, 11/17/16	9	by Furman, 11/16/12; UTEP, 11/23/12
3-Point % (min. 10 att.)	72.7	by <b>Maryland, 2/7/12</b>	7.7	by <b>Delaware State, 11/13/13</b>
Free Throws Made	25	by West Virginia, 3/17/11	1	by <b>Virginia, 2/14/12</b> ; <b>SC State, 12/23/12</b>
Free Throw Attempts	35	by Maryland, 1/22/11	1	by <b>Virginia, 2/14/12</b>
Free Throw % (min. 10 att.)	96.0	by Colorado, 11/26/19	18.2	by Davidson, 11/22/13
Rebounds	63	by <b>Maryland, 3/2/14</b>	20	by <b>Delaware State, 12/27/10</b>
Offensive Rebounds	24	by <b>Louisville, 1/10/16</b>	1	by Boston College, 1/12/12
Assists	26	by Florida State, 2/5/17	2	by <b>Charleston Southern, 12/18/18</b>
Turnovers	25	by <b>The Citadel, 1/1/13</b>	4	by Temple, 11/21/13
Blocked Shots	9	by Florida State, 1/24/13; Florida State, 1/30/16	0	by many (12), last by Hofstra, 11/17/17
Steals	14	by <b>Virginia Tech, 3/5/11</b>	0	by Hofstra, 11/17/17
Fouls	32	by <b>Western Carolina, 11/12/10</b>	8	by <b>College of Charleston, 11/19/11</b>

CATEGORY	CLEMSON INDIVIDUAL BEST			OPPONENT INDIVIDUAL BEST		
Points	33	by	Jaron Blossomgame vs. NC State, 2/20/16	40	by	Harrison Barnes (North Carolina), 3/12/11
Field Goals Made	13	by	many (3), last by Jaron Blossomgame vs. Notre Dame, 2/8/16	12	by	many (5), last Landers Nolley II (Virginia Tech), 11/5/19
Field Goal Attempts	24	by	K.J. McDaniels vs. Notre Dame, 2/11/14	23	by	Landers Nolley II (Virginia Tech), 11/5/19
Field Goal Perfection	7	by	Adonis Filer vs. The Citadel, 1/1/13	5	by	Theo Pinson (North Carolina), 12/30/15
3-Pointers Made	8	by	Marcquise Reed vs. Virginia Tech, 2/21/18	8	by	Lamar Peters (Mississippi State), 12/8/18
3-Point Attempts	20	by	Marcquise Reed vs. Virginia Tech, 2/21/18	12	by	Zane Johnson (Hawaii), 12/25/11
						Andrew White III (Syracuse), 2/7/17
						Gavin Block (Ohio), 11/16/17
						Demontrae Jefferson (Texas Southern), 11/24/17
						Ty-Shon Alexander (Creighton), 11/21/18
						Antoine Davis (Detroit Mercy), 11/17/19
3-Point Perfection	5	by	Gabe DeVoe vs. Texas Southern, 11/24/17	5	by	Christian James (Oklahoma), 11/20/16
Free Throws Made	16	by	Milton Jennings vs. Virginia Tech, 1/27/13	15	by	Marcus Georges-Hunt (Georgia Tech), 3/9/16
Free Throw Attempts	18	by	Milton Jennings vs. Virginia Tech, 1/27/13	16	by	Marcus Georges-Hunt (Georgia Tech), 3/9/16
Free Throw Perfection	9	by	many (3), last by Jaron Blossomgame vs. Florida State, 2/25/17	8	by	Erick Green (Virginia Tech), 3/8/12
						Charles Mann (Georgia), 12/22/15
						Jordan Dartis (Ohio), 11/16/17
						Theo Pinson (North Carolina), 1/16/18
Rebounds	16	by	Elijah Thomas vs. Texas Southern, 11/24/17	20	by	John Mooney (Notre Dame), 3/9/19
Offensive Rebounds	8	by	many (4), last by Sidy Djitte vs. Florida State, 2/5/17	8	by	Jordan Murphy (Minnesota), 11/30/15
Assists	11	by	Marcquise Reed vs. Georgia Tech, 1/28/18	13	by	Kendall Marshall (North Carolina), 2/18/12
Blocked Shots	8	by	Jerai Grant vs. East Carolina, 12/29/10	7	by	James Banks III (Georgia Tech), 2/6/19
			Landry Nnoko vs. Virginia Tech, 2/6/16			
Steals	6	by	Avry Holmes vs. Georgia Tech, 2/13/16	5	by	many (4), last by Lavar Batts (NC State), 1/11/18
Minutes	48	by	K.J. McDaniels vs. Maryland, 3/2/14	50	by	Eric Atkins (Notre Dame), 2/11/14

**Bold** denotes a Clemson home game; ^ - denotes one overtime period.

# GAME-BY-GAME RESULTS

	W/L	FG-FGA	Pct.	3pt-A	Pct.	FT-FTA	Pct.	OR	DR	Tot	PF	A	TO	BLK	Stl	1H	2H	OT	Pts
Clemson	L	22-64	.344	7-29	.241	9-15	.600	8	28	36	16	9	8	3	4	37	23	N/A	60
Virginia Tech		22-57	.386	9-27	.333	14-20	.700	9	35	44	15	11	13	3	4	34	33	N/A	67
Clemson	W	31-67	.463	14-34	.412	3-4	.750	11	28	39	16	14	12	2	6	43	36	N/A	79
Presbyterian		18-51	.353	5-18	.278	4-9	.444	9	26	35	10	10	21	2	8	21	24	N/A	45
Clemson	W	31-60	.517	6-20	.300	13-18	.722	10	26	36	9	11	12	1	13	38	43	N/A	81
Colgate		26-57	.456	11-33	.333	5-5	1.000	5	22	27	16	14	18	2	2	30	38	N/A	68
Clemson	W	31-65	.477	11-33	.333	14-21	.667	15	24	39	21	20	14	2	10	38	49	N/A	87
Detroit Mercy		19-59	.322	7-24	.292	20-22	.909	16	22	38	18	8	18	1	9	29	36	N/A	65
Clemson	W	34-64	.531	12-29	.414	7-15	.467	8	32	40	5	19	9	7	11	54	33	N/A	87
Alabama A&M		19-56	.339	10-25	.400	3-6	.500	6	26	32	14	8	18	0	8	19	32	N/A	51
Clemson	W	19-53	.358	10-28	.357	14-20	.700	4	25	29	15	15	17	2	10	23	29	10	62
TCU		22-58	.379	9-28	.321	7-15	.467	10	30	40	15	12	21	3	13	25	27	8	60
Clemson	L	20-49	.408	8-21	.381	19-22	.864	6	19	25	21	16	13	3	7	36	31	N/A	67
Colorado		20-51	.392	7-22	.318	24-25	.960	8	24	32	16	14	12	4	6	33	38	N/A	71
Clemson	L	23-50	.460	2-11	.182	12-17	.706	6	20	26	13	8	10	1	1	29	31	N/A	60
Minnesota		28-52	.538	8-22	.364	14-19	.737	6	24	30	19	17	8	5	3	35	43	N/A	78
Clemson	L	19-53	.358	9-27	.333	6-10	.600	11	21	32	14	8	18	0	5	33	20	N/A	53
Florida State		25-54	.463	15-32	.469	7-10	.700	9	25	34	14	16	13	9	6	27	45	N/A	72
Clemson	L	14-50	.280	9-32	.281	17-23	.739	10	22	32	17	10	22	2	11	26	28	N/A	54
South Carolina		23-51	.451	8-18	.444	13-19	.684	11	30	41	24	11	21	3	10	28	39	N/A	67
Clemson	W	25-57	.439	8-28	.286	10-13	.769	9	34	43	7	13	8	2	3	37	31	N/A	68
Jacksonville		14-55	.255	7-31	.226	4-7	.571	8	24	32	11	9	12	0	5	28	11	N/A	39
Clemson	L	15-47	.319	4-20	.200	11-16	.688	6	21	27	16	4	13	1	11	19	26	N/A	45
Yale		20-47	.426	5-20	.250	9-13	.692	7	28	35	16	10	19	1	8	24	30	N/A	54
Clemson	L	27-62	.423	6-22	.273	8-12	.667	10	28	38	14	15	13	2	7	26	36	6	68
Miami		28-64	.438	8-25	.320	9-10	.900	8	28	36	16	9	12	2	7	26	36	11	73
Clemson	W	23-49	.469	9-28	.321	26-31	.839	6	28	34	16	18	10	3	6	41	40	N/A	81
NC State		26-59	.441	5-21	.238	13-19	.684	8	22	30	22	11	9	3	3	35	35	N/A	70
Clemson	W	29-67	.433	12-31	.387	9-13	.692	9	30	39	17	16	11	4	7	29	41	9	79
North Carolina		28-66	.424	6-26	.231	14-20	.700	9	30	39	14	18	10	3	8	39	31	6	76
Clemson	W	30-53	.566	8-19	.421	11-22	.500	7	28	35	16	18	16	4	9	40	39	N/A	79
Duke		27-54	.500	8-20	.400	10-20	.500	4	23	27	20	13	15	2	10	33	39	N/A	72
Clemson	L	20-53	.377	5-20	.250	9-23	.391	9	28	37	19	12	12	3	7	24	30	N/A	54
NC State		20-51	.392	6-25	.240	14-21	.667	7	33	40	23	12	13	4	4	36	24	N/A	60
Clemson	W	28-56	.500	8-25	.320	7-18	.389	6	26	32	17	15	7	3	5	31	40	N/A	71
Wake Forest		25-57	.439	7-30	.233	11-15	.733	8	30	38	18	6	9	1	5	37	31	N/A	68
Clemson	L	21-61	.344	11-38	.289	9-12	.750	9	20	29	19	11	9	4	5	26	36	N/A	62
Louisville		26-54	.481	10-21	.476	18-22	.818	10	31	41	15	16	12	1	5	47	33	N/A	80
Clemson	W	26-54	.481	9-28	.321	10-12	.833	11	25	36	13	17	16	2	5	33	38	N/A	71
Syracuse		24-57	.421	8-27	.296	14-15	.933	8	18	26	16	4	8	3	10	35	35	N/A	70
Clemson	L	18-59	.305	4-21	.190	4-6	.667	11	28	39	18	8	15	1	7	19	25	N/A	44
Wake Forest		19-55	.345	7-25	.280	11-16	.688	11	31	42	13	12	13	2	7	22	34	N/A	56
Clemson	L	17-52	.327	6-28	.214	4-7	.571	8	26	34	16	8	9	2	5	14	30	N/A	44
Virginia		17-46	.370	7-20	.350	10-17	.588	5	30	35	11	13	8	7	5	26	25	N/A	51
Clemson	L	20-56	.357	9-34	.265	8-9	.889	5	26	31	13	12	9	3	6	29	28	N/A	57
Notre Dame		21-50	.420	10-28	.357	9-10	.900	4	31	35	12	14	11	1	2	27	34	N/A	61
Clemson	W	22-44	.500	13-22	.591	15-20	.750	8	27	35	20	18	14	2	5	32	40	N/A	72
Pittsburgh		15-48	.313	4-14	.286	18-28	.643	12	17	29	17	12	11	1	6	24	28	N/A	52
Clemson	W	25-49	.510	9-23	.391	18-23	.783	2	32	34	15	10	8	4	5	31	46	N/A	77
Louisville		24-69	.348	6-27	.222	8-12	.667	14	25	39	19	11	7	2	2	14	48	N/A	62
Clemson	W	31-45	.689	12-23	.522	8-12	.667	4	28	32	16	20	20	2	4	41	41	N/A	82
Boston College		23-61	.377	7-26	.269	11-15	.733	12	13	25	12	12	8	0	12	29	35	N/A	64
Clemson	L	24-58	.414	2-20	.100	9-14	.643	9	22	31	15	15	16	3	9	29	30	N/A	59
Georgia Tech		26-55	.473	7-16	.438	9-13	.692	8	27	35	16	16	17	3	9	34	34	N/A	68
Clemson	W	27-56	.482	6-20	.300	10-19	.526	9	23	32	15	9	12	2	6	32	38	N/A	70
Florida State		25-50	.500	8-21	.381	11-18	.611	7	27	34	20	11	16	3	7	39	30	N/A	69

# 2019-20 BOX SCORES

1

Nov. 5, 2019

CLEMSON

VIRGINIA TECH

ATTENDANCE: 7,500

60

67

LITTLEJOHN COLISEUM / CLEMSON, S.C.

VIRGINIA TECH	FG	3FG	FT	REB	PF	TP	A	TO	B	S	MIN
Nolley II f	12-23	4-8	2-4	1-4-5	2	30	0	5	0	2	37
Horne f	3-7	1-4	1-1	0-7-7	1	8	2	1	0	0	36
Cattoor g	0-3	0-2	0-0	0-4-4	1	0	0	1	0	0	27
Wilkins g	1-7	1-5	1-3	4-2-6	5	4	2	2	0	1	21
Bede g	2-4	0-1	3-4	0-8-8	3	7	6	3	1	0	32
Radford	1-2	0-0	2-2	1-3-4	1	4	0	0	0	0	13
Alleyne	2-9	2-6	5-6	0-3-3	1	11	1	1	0	1	23
Ojiako	0-0	0-0	0-0	0-1-1	0	0	0	0	0	0	4
Cone	1-2	1-1	0-0	0-1-1	0	3	0	0	0	0	8
TEAM				0-0-0	0	0	0	0	0	0	
Totals	22-57	9-27	14-20	9-35-44	15	67	11	13	1	4	200
Pct.	38.6	33.3	70.0	DR: 3.0							

FG (1st Half: 14-32 43.8%; 2nd Half: 8-25 32.0%)  
3FG (1st Half: 6-15 40.0%; 2nd Half: 3-12 25.0%)  
FT (1st Half: 0-2 0.0%; 2nd Half: 14-18 77.8%)

CLEMSON		FG	3FG	FT	REB	PF	TP	A	TO	B	S	MIN
Simms	f	4-11	1-4	3-4	4-11-15	2	12	0	1	0	1	34
Dawes	g	4-11	2-6	1-1	0-6-6	0	11	2	2	0	0	32
Hunter	g	3-10	0-3	1-5	0-3-3	4	7	2	0	0	0	29
Mack	g	4-10	2-7	0-0	1-2-3	5	10	2	1	1	1	25
Newman III	g	5-11	1-4	4-4	2-3-5	2	15	2	0	0	0	33
Scott		1-2	0-0	0-0	0-1-1	1	2	0	2	0	0	9
Jemison		0-1	0-0	0-0	1-1-2	0	0	0	1	0	1	6
Hermenway		1-4	1-2	0-0	0-0-0	1	3	0	1	0	0	15
Moore		0-1	0-0	0-0	0-0-0	0	1	0	1	0	0	10
TEAM					0-0-0	0		0				
Totals		22-64	7-29	9-15	8-28-36	16	60	9	8	2	4	200
Pct.		34.4	24.1	60.0	DR: 5.1							

FG (1st Half: 15-34 44.1%; 2nd Half: 7-30 23.3%)  
3FG (1st Half: 6-15 40.0%; 2nd Half: 1-14 7.1%)  
FT (1st Half: 1-1 100.0%; 2nd Half: 8-14 57.1%)

OFFICIALS: Bill Covington, Bert Smith, Lee Cassell  
TECHNICAL FOULS: Virginia Tech-Horne

SCORE BY PERIODS	1ST	2ND	TOTAL
Virginia Tech	34	33	67
Clemson	37	23	60

2		CLEMSON										79
Nov. 7, 2019		VIRGINIA TECH										45
ATTENDANCE: 5,713												
LITTLEJOHN COLISEUM / CLEMSON, S.C.												
PRESBYTERIAN	FG	3FG	FT	REB	PF	TP	A	TO	B	S	MIN	
Drake f	4-8	0-2	0-1	3-4-7	2	8	0	0	0	0	27	
Hightower f	1-10	0-2	0-0	2-2-4	2	2	3	7	1	1	32	
Martin g	4-8	0-2	3-6	0-4-4	2	11	4	5	0	3	31	
Isler g	1-4	0-0	0-0	2-2-4	1	2	0	4	0	1	32	
Younger g	3-7	2-5	0-0	0-4-4	0	8	0	1	0	1	26	
Shubert	0-1	0-0	0-0	0-1-1	0	0	1	1	0	0	8	
Melton	2-3	0-0	0-0	0-2-2	1	4	0	1	0	0	8	
Gibson	0-1	0-1	0-0	0-1-1	0	0	0	0	0	0	9	
Graham	0-1	0-0	0-0	0-0-0	0	0	1	0	0	1	5	
Tete	0-0	0-0	0-0	0-0-0	0	0	0	1	0	0	2	
McCormack	1-3	1-2	1-2	1-1-2	0	4	1	0	1	1	8	
Jaksic	0-0	0-0	0-0	0-1-1	1	0	0	0	0	0	2	

FG (1st Half: 9-25 36.0%; 2nd Half: 9-26 34.6%)  
3FG (1st Half: 2-8 25.0%; 2nd Half: 3-10 30.0%)  
FT (1st Half: 1-3 33.3%; 2nd Half: 3-6 50.0%)

CLEMSON	FG	3FG	FT	REB	PF	TP	A	TO	B	S	MIN
Simms f	0-4	0-1	0-0	0-8-8	1	0	0	2	1	0	16
Dawes g	2-6	0-4	0-0	1-1-2	1	4	1	3	0	2	22
Hunter g	5-7	3-5	0-0	1-1-2	1	13	4	1	0	1	24
Mack g	6-9	2-3	0-0	0-2-2	2	14	1	0	0	0	21
Newman III g	6-9	3-5	1-1	2-3-5	0	16	3	0	0	1	20
Scott	4-11	3-7	2-2	0-5-5	2	13	3	0	0	0	29
Moore	1-5	0-1	0-0	3-3-6	3	2	1	0	1	2	19
Tyson	2-6	1-5	0-0	0-3-3	0	5	0	1	0	0	14
Hermenway	2-2	2-2	0-0	0-0-0	0	6	0	0	0	0	10
Grinde	0-2	0-0	0-0	0-0-0	1	0	0	1	0	0	4
Fox	1-2	0-1	0-1	0-0-0	0	2	0	1	0	0	5
McBride	0-0	0-0	0-0	1-0-1	0	0	0	0	0	0	4
TEAM				1-0-1	0		1				
Totals	31-67	14-34	3-4	11-28-39	16	79	14	12	2	6	200
Pct.	46.3	41.2	75.0	DR: 0.0							

FG (1st Half: 17-35 48.6%; 2nd Half: 14-32 43.8%)  
3FG (1st Half: 8-17 47.1%; 2nd Half: 6-17 35.3%)  
FT (1st Half: 1-1 100.0%; 2nd Half: 2-3 66.7%)

OFFICIALS: Doug Shows, Justin Porterfield, Tom Morrissey  
TECHNICAL FOULS: None

SCORE BY PERIODS	1ST	2ND	TOTAL
Presbyterian	21	24	45
Clemson	43	36	79

4		CLEMSON											87
Nov. 17, 2019		DETROIT MERCY											65
		ATTENDANCE: 5,673											
LITTLEJOHN COLISEUM / CLEMSON, S.C.													
DETROIT MERCY	FG	3FG	FT	REB	PF	TP	A	TO	B	S	MIN		
LeGrand f	1-1	0-0	0-0	1-2-3	2	2	0	0	0	2	17		
Brandon f	4-8	0-0	4-4	6-2-8	2	12	1	1	0	1	31		
Isiani f	0-2	0-2	1-2	1-1-2	0	1	0	1	0	1	14		
Davis g	6-20	3-12	11-12	1-2-3	3	26	6	10	0	4	38		
Moore g	2-4	2-3	0-0	0-3-3	2	6	0	2	0	0	33		
Miller g	4-14	1-3	4-4	5-8-13	4	13	1	3	0	0	22		
Calipari	0-3	0-1	0-0	0-1-1	0	0	0	0	0	0	14		
Nguidjol	0-1	0-0	0-0	1-1-2	1	0	0	0	0	0	18		
Rose Jr.	1-3	0-0	0-0	0-0-0	1	2	0	1	1	1	7		
Hofman	1-3	1-3	0-0	0-0-0	2	3	0	0	0	0	6		
TEAM				1-2-3	0	0	0	0	0	0			
Totals	19-59	7-24	20-22	16-22-38	18	65	8	18	1	9	200		
Pct.	32.2	29.2	90.9	DR: 2.0									

FG (1st Half: 8-30 26.7%; 2nd Half: 11-29 37.9%)  
3FG (1st Half: 4-12 33.3%; 2nd Half: 3-12 25.0%)  
FT (1st Half: 9-10 90.0%; 2nd Half: 11-12 91.7%)

CLEMSON		FG	3FG	FT	REB	PF	TP	A	TO	B	S	MIN
Simms	f	7-10	0-2	5-6	3-5-8	2	19	4	3	0	3	33
Dawes	g	2-5	2-4	1-2	0-0-0	4	7	6	2	0	2	32
Hunter	g	1-8	1-5	2-2	0-2-2	2	5	4	4	0	2	30
Mack	g	7-13	2-5	2-3	2-2-4	1	18	2	1	0	1	30
Newman III	g	2-7	1-5	2-3	1-0-1	4	7	1	1	1	0	23
Moore		3-4	0-0	1-2	3-4-7	2	7	1	1	0	1	13
Jemison		1-1	0-0	0-1	1-2-3	3	2	0	0	0	0	5
Tyson		7-13	5-10	1-2	2-3-5	2	20	0	0	1	1	20
Scott		1-4	0-2	0-0	1-3-4	1	2	2	1	0	0	
TEAM					2-3-5	0				1		
Totals		31-65	11-33	14-21	15-24-39	21	87	20	14	2	10	200
Pct.		47.7	33.3	66.7	DR: 4.0							



# 2019-20 BOX SCORES

7		CLEMSON										60
Nov. 26, 2019		[21/24] COLORADO										67
		ATTENDANCE: X,XXX										
T-MOBILE ARENA / LAS VEGAS, NEV.												
COLORADO		FG	3FG	FT	REB	PF	TP	A	TO	B	S	MIN
Battery	f	4-5	0-1	3-3	2-1-3	5	11	1	0	0	1	17
Bey	g	4-8	1-1	9-10	1-9-10	3	18	3	2	4	1	34
Kountz	g	1-2	0-1	4-4	0-1-1	1	6	1	0	0	1	16
Schwartz	g	3-9	2-5	4-4	1-4-5	2	12	2	1	0	1	30
Wright	g	3-13	0-2	4-4	1-5-6	0	10	5	3	0	2	37
Gatling		2-5	1-4	0-0	0-1-1	1	5	1	2	0	0	22
Siewert		1-4	1-4	0-0	1-1-2	3	3	0	1	0	0	20
Daniels		2-5	2-4	0-0	0-0-0	1	6	0	1	0	0	18
Walton		0-0	0-0	0-0	0-0-0	0	0	0	0	0	0	1
Parquet		0-0	0-0	0-0	0-0-0	0	0	1	1	0	0	3
Strating		0-0	0-0	0-0	0-0-0	0	0	0	0	0	0	1
TEAM					2-2-4							
							0		1			
Totals		20-51	7-22	24-25	8-24-32	16	71	14	12	4	6	200
Pct.		39.2	31.8	96.0	DR: 3.0							

FG (1st Half: 8-20 40.0%; 2nd Half: 12-31 38.7%)  
 3FG (1st Half: 4-13 30.8%; 2nd Half: 3-9 33.3%)  
 FT (1st Half: 13-14 92.9%; 2nd Half: 11-11 100.0%)

		FG	3FG	FT	REB	PF	TP	A	TO	B	S	MIN
CLEMSON		7-14	2-5	7-9	3-4-7	3	23	4	0	2	1	36
Simms f		2-4	1-2	1-1	1-1-2	1	6	6	4	0	0	37
Dawes g		1-2	1-1	0-0	0-1-1	3	3	1	2	0	2	15
Moore f		3-11	1-5	4-4	0-9-9	2	11	1	1	2	2	38
Newman III g		4-8	2-3	6-6	0-1-1	5	16	3	2	0	1	32
Scott		3-5	1-1	0-0	0-1-1	3	7	1	1	0	0	27
Tyson		0-5	0-4	1-2	2-1-3	0	1	0	0	0	1	11
Jemison		0-0	0-0	0-0	0-0-0	4	0	0	3	0	0	4
TEAM					0-0-0	0						
Totals		20-49	8-21	19-22	6-18-24	21	67	16	13	3	7	200
Pct.		40.8	38.1	86.4	DR: 2.3							

FG (1st Half: 11-26 42.3%; 2nd Half: 9-23 39.1%)  
 3FG (1st Half: 4-13 30.8%; 2nd Half: 4-8 50.0%)  
 FT (1st Half: 10-12 83.3%; 2nd Half: 9-10 90.0%)

OFFICIALS: Ray Natili, Kelly Self, Larry Spaulding  
 TECHNICAL FOULS: None

SCORE BY PERIODS	1ST	2ND	TOTAL
Colorado	33	38	71
Clemson	36	31	67

8		MINNESOTA CLEMSON										79
Dec. 2, 2019		ATTENDANCE: 10,148										60
WILLIAMS ARENA / MINNEAPOLIS, MINN.												
CLEMSON		FG	3FG	FT	REB	PF	TP	A	TO	B	S	MIN
Simms	f	4-10	0-1	3-4	0-6-6	2	11	1	1	0	0	26
Dawes	g	1-5	0-3	2-2	0-0-0	3	4	1	1	0	0	28
Moore	f	5-9	0-0	0-0	2-4-6	1	10	1	0	0	0	24
Mack	g	1-4	0-1	0-3	0-3-3	2	2	0	2	0	0	24
Newman III	g	2-6	0-1	1-2	1-2-3	3	5	0	3	0	0	24
Scott		4-5	0-0	2-2	0-0-0	0	10	2	1	0	1	25
Jemison		1-2	0-0	0-0	0-0-0	1	2	0	0	1	0	11
Tyson		3-6	2-5	4-4	0-5-5	1	12	2	1	0	0	23
Grinde		1-1	0-0	0-0	0-0-0	0	2	0	0	0	0	3
Fox		0-0	0-0	0-0	0-0-0	0	0	0	0	0	0	2
McBride		1-1	0-0	0-0	1-0-1	0	2	1	1	0	0	2
Hoag		0-1	0-0	0-0	1-0-1	0	0	0	0	0	0	2
TEAM					1-0-1							
Totals		23-50	2-11	12-17	6-20-26	13	60	8	10	1	1	200
Pct.		46.0	18.2	70.6	DR: 2.0							

FG (1st Half: 11-25 44.0%; 2nd Half: 12-25 48.0%)  
 3FG (1st Half: 0-3 0.0%; 2nd Half: 2-8 25.0%)  
 FT (1st Half: 7-8 87.5%; 2nd Half: 5-9 55.6%)

		FG	3FG	FT	REB	PF	TP	A	TO	B	S	MIN
MINNESOTA		1-3	0-0	1-2	0-6-6	0	3	1	0	0	0	35
Demir f		9-11	0-0	3-5	1-3-4	4	21	0	2	4	0	24
Oturu c		2-6	2-6	0-0	0-1-1	1	6	4	1	0	1	25
Willis g		8-16	2-7	6-7	0-5-5	3	24	9	2	0	0	36
Kalscheur g		4-7	3-5	4-5	0-3-3	4	15	2	1	0	1	25
Omersa		1-2	0-0	0-0	1-0-1	4	2	0	0	1	0	12
Hurt		2-3	1-2	0-0	0-2-2	1	5	0	0	0	0	16
Greenlee		1-1	0-0	0-0	0-0-0	0	2	0	0	0	1	7
Williams		0-2	0-1	0-0	0-1-1	1	0	1	2	0	0	9
Freeman		0-0	0-0	0-0	0-1-1	1	0	0	0	0	0	6
Innen		0-0	0-0	0-0	0-0-0	0	0	0	0	0	0	3
Rudrud		0-1	0-1	0-0	0-0-0	0	0	0	0	0	0	2
TEAM					1-0-1	0						
Totals		28-52	8-22	14-19	6-24-30	19	78	17	8	5	3	200
Pct.		53.8	36.4	73.7	DR: 3.0							

FG (1st Half: 13-25 52.0%; 2nd Half: 15-27 55.6%)  
 3FG (1st Half: 3-10 30.0%; 2nd Half: 5-12 41.7%)  
 FT (1st Half: 6-6 100.0%; 2nd Half: 8-13 61.5%)

OFFICIALS: Terry Oglesby, Paul Szcel, Courtney Green  
 TECHNICAL FOULS: None

SCORE BY PERIODS	1ST	2ND	TOTAL
Clemson	29	31	60
Minnesota	35	43	78

10		CLEMSON										67
Dec. 15, 2019		SOUTH CAROLINA										54
ATTENDANCE: 6,394												
LITTLEJOHN COLISEUM / CLEMSON, S.C.												
SOUTH CAROLINA		FG	3FG	FT	REB	PF	TP	A	TO	B	S	MIN
Minaya	f	1-4	1-3	0-0	3-3-6	5	3	0	0	0	0	19
Kotsar	f	3-7	0-0	5-9	2-5-7	3	11	2	3	0	0	36
Bryant	f	2-6	0-1	3-4	1-3-4	3	7	0	3	2	3	29
Lawson	g	8-15	4-7	0-0	0-6-6	3	20	3	5	0	3	30
Bolden	g	3-8	2-6	2-2	0-3-3	0	10	3	2	0	2	24
Cousinard		1-2	1-1	1-2	0-2-2	4	4	1	2	1	0	13
Nelson		0-0	0-0	0-0	0-0-0	3	0	0	0	0	0	4
Hannibal		2-5	0-0	0-0	1-3-4	1	4	2	1	0	1	16
Leveque		0-0	0-0	0-0	0-0-0	0	0	0	1	0	0	2
Frink		3-4	0-0	2-2	3-3-6	2	8	0	0	0	1	20
Moss		0-0	0-0	0-0	0-0-0	0	0	0	0	0	0	5
TEAM					1-2-3	0						
Totals		23-51	8-18	13-19	11-30-42	67	11	21	3	10	200	
Pct.		45.1	44.4	68.4	DR: 1.0							

FG (1st Half: 12-25 48.0%; 2nd Half: 11-26 42.3%)  
 3FG (1st Half: 3-5 60.0%; 2nd Half: 5-13 38.5%)  
 FT (1st Half: 1-2 50.0%; 2nd Half: 12-17 70.6%)

		FG	3FG	FT	REB	PF	TP	A	TO	B	S	MIN
CLEMSON		5-7	3-3	8-11	4-4-8	5	21	1	4	0	1	25
Simms f		4-17	3-14	2-2	0-4-4	1	13	5	6	0	0	36
Dawes g		0-0	0-0	0-0	2-2-4	2	0	0	1	0	1	15
Tyson f		1-8	1-6	0-0	0-4-4	2	3	0	1	1	0	26
Mack g		1-6	0-4	4-7	0-4-4	1	6	3	1	0	4	35
Newman III g		0-1	0-1	0-0	0-4-4	0	0	0	5	0	0	13
Baehre		2-4	1-2	0-0	1-0-1	1	5	1	1	0	3	14
Scott		1-5	1-2	2-2	0-0-0	1	5	0	2	0	2	19
Hunter		0-1	0-0	1-1	3-0-3	3	1	0	0	1	0	14
Jemison		0-1	0-0	0-0	0-0-0	1	0	0	0	0	0	4
Moore					0-0-0	0						
TEAM					0-0-0	0						
Totals		14-50	9-32	17-23	10-22-32	17	54	10	22	2	11	200
Pct.		28.0	28.1	73.9	DR: 2.0							

FG (1st Half: 7-26 26.9%; 2nd Half: 7-24 29.2%)  
 3FG (1st Half: 5-15 33.3%; 2nd Half: 4-17 23.5%)  
 FT (1st Half: 7-8 87.5%; 2nd Half: 10-15 66.7%)

OFFICIALS: Ted Valentine, Michael Stephens, Doug Shows  
 TECHNICAL FOULS: None

SCORE BY PERIODS	1ST	2ND	TOTAL
South Carolina	28	39	67
Clemson	26	28	54

11		CLEMSON JACKSONVILLE										68
Dec. 20, 2019		ATTENDANCE: 5,632										39
LITTLEJOHN COLISEUM / CLEMSON, S.C.												
JACKSONVILLE		FG	3FG	FT	REB	PF	TP	A	TO	B	S	MIN
Norman f		6-15	3-10	1-1	1-3-4	2	16	2	1	0	1	22
Workman f		1-5	0-0	0-0	1-5-6	2	2	0	2	0	2	30
McCallum g		3-7	2-5	2-2	0-2-2	0	10	1	1	0	0	32
Santos g		0-8	0-5	0-0	0-4-4	1	0	4	2	0	1	28
Barnes g		2-5	2-4	0-0	0-1-1	2	6	0	1	0	0	29
Arnold		0-4	0-3	0-0	1-2-3	1	0	0	0	0	0	21
Wood		2-7	0-0	1-4	5-9	1	5	2	2	0	1	19
Sides		0-0	0-0	0-0	0-1-1	2	0	0	2	0	0	8
Flowers		0-2	0-2	0-0	0-0-0	0	0	0	0	0	0	9
Romich		0-2	0-2	0-0	0-0-0	0	0	0	0	0	0	2
TEAM					0-2-2	0			1			
Totals		14-55	7-31	4-7	8-24-32	11	39	9	12	0	5	200
Pct.		25.5	22.6	57.1	DR: 2.0							



# 2019-20 BOX SCORES

<b>13</b> Dec. 31, 2019	<b>CLEMSON MIAMI</b> ATTENDANCE: 5,549	<b>73 68</b>
----------------------------	---	------------------

LITTLEJOHN COLISEUM / CLEMSON, S.C.												
MIAMI	FG	3FG	FT	REB	PF	TP	A	TO	B	S	MIN	
Waardenburg f	3-8	1-5	0-0	1-5-6	0	7	2	1	1	1	40	
Miller c	0-0	0-0	0-0	0-2-2	1	0	0	0	0	0	12	
Lykes g	10-16	3-6	4-5	0-2-2	2	27	2	1	1	1	41	
Vasiljevic g	4-11	2-5	5-5	1-6-7	3	15	1	1	0	1	43	
McGusty g	7-18	1-4	0-0	0-3-3	1	15	1	2	0	0	41	
Stone	3-6	0-2	0-0	6-3-9	5	6	2	0	0	1	26	
Beverly	1-5	1-3	0-0	0-3-3	2	3	1	5	0	3	17	
Wong	0-0	0-0	0-0	0-1-1	2	0	0	2	0	0	5	
TEAM				0-3-3	0							
Totals	28-64	8-25	9-10	8-28-36	16	73	9	12	2	7	225	
Pct.	43.8	32.0	90.0	DR: 0,0								

FG (1st Half: 11-28 39.3%; 2nd Half: 14-32 43.8%; OT: 3-4 75.0%)

3FG (1st Half: 3-12 25.0%; 2nd Half: 4-12 33.3%; OT: 1-1 100.0%)

FT (1st Half: 1-1 100.0%; 2nd Half: 4-4 100.0%; OT: 4-5 80.0%)

CLEMSON	FG	3FG	FT	REB	PF	TP	A	TO	B	S	MIN	
Simms f	8-14	1-2	4-5	4-4-8	0	21	4	1	2	2	41	
Trapp g	4-8	3-5	2-3	0-5-5	3	13	1	2	0	1	35	
Scott g	5-9	0-3	0-0	1-2-3	3	10	2	2	0	2	42	
Mack g	4-11	0-3	0-0	0-4-4	2	8	1	1	0	0	26	
Newman III g	3-9	0-2	1-1	1-6-7	0	7	2	2	0	1	29	
Dawes	2-7	2-4	0-0	0-1-1	4	6	4	4	0	1	33	
Tyson	1-4	0-3	1-1	0-3-3	0	3	1	0	0	0	15	
Jemison	0-0	0-0	0-2	2-2-2	0	0	0	0	0	0	4	
TEAM				2-3-5	0							
Totals	27-62	6-22	8-12	10-28-38	14	68	15	13	2	7	225	
Pct.	43.5	27.3	66.7	DR: 1,1								

FG (1st Half: 11-26 42.3%; 2nd Half: 14-28 50.0%; OT: 2-8 25.0%)

3FG (1st Half: 4-11 36.4%; 2nd Half: 2-7 28.6%; OT: 0-4 0.0%)

FT (1st Half: 0-2 0.0%; 2nd Half: 6-8 75.0%; OT: 2-2 100.0%)

OFFICIALS: Ted Valentine, Bill Covington Jr., Bert Smith

TECHNICAL FOULS: None

SCORE BY PERIODS	1ST	2ND	OT	TOTAL
Miami	26	36	11	73
Clemson	26	36	6	68

<b>14</b> Jan. 4, 2020	<b>CLEMSON NC STATE</b> ATTENDANCE: 6,908	<b>81 70</b>
---------------------------	--	------------------

LITTLEJOHN COLISEUM / CLEMSON, S.C.												
NC STATE	FG	3FG	FT	REB	PF	TP	A	TO	B	S	MIN	
Hellems f	4-8	1-4	0-0	0-0-0	4	9	0	0	0	0	20	
Bates f	3-5	0-0	0-0	3-4-7	4	6	1	0	2	0	23	
Beverly g	2-7	1-2	4-5	1-1-2	3	9	0	0	0	0	34	
Johnson g	5-15	1-6	0-3	1-3-4	3	11	7	6	1	1	35	
Daniels g	4-9	1-2	2-2	0-4-4	3	11	2	1	0	0	38	
Funderburk	5-8	0-2	4-6	3-2-5	4	14	0	2	0	1	24	
Andree	3-7	1-5	3-3	0-3-3	1	10	1	0	0	1	25	
TEAM				0-5-5	0							
Totals	26-59	5-21	13-19	8-22-30	22	70	11	9	3	3	200	
Pct.	44.1	23.8	68.4	DR: 3,1								

FG (1st Half: 14-29 48.3%; 2nd Half: 12-30 40.0%)

3FG (1st Half: 4-12 33.3%; 2nd Half: 1-9 11.1%)

FT (1st Half: 3-6 50.0%; 2nd Half: 10-13 76.9%)

CLEMSON	FG	3FG	FT	REB	PF	TP	A	TO	B	S	MIN	
Simms f	4-7	1-3	8-9	2-2-4	2	17	5	3	0	0	31	
Trapp g	0-4	0-3	1-2	0-5-5	1	1	3	3	0	0	33	
Dawes g	3-6	1-4	9-10	1-4-5	3	16	1	2	0	2	33	
Mack g	5-12	1-8	3-4	1-6-7	3	14	2	0	2	2	34	
Newman III g	4-8	2-4	2-2	0-3-3	4	12	3	1	1	1	24	
Scott	4-7	3-4	3-4	0-2-2	1	14	4	0	0	1	30	
Tyson	1-3	1-2	0-0	0-1-1	1	3	0	0	0	0	6	
Jemison	2-2	0-0	0-0	0-2-2	1	4	0	0	0	0	10	
TEAM				2-3-5	0							
Totals	23-49	9-28	26-31	6-28-34	16	81	18	10	3	6	200	
Pct.	46.9	32.1	83.9	DR: 2,0								

FG (1st Half: 13-27 48.1%; 2nd Half: 10-22 45.5%)

3FG (1st Half: 8-18 44.4%; 2nd Half: 1-10 10.0%)

FT (1st Half: 7-8 87.5%; 2nd Half: 19-23 82.6%)

OFFICIALS: Tony Henderson, AJ Desai, Earl Walton

TECHNICAL FOULS: None

SCORE BY PERIODS	1ST	2ND	TOTAL
NC State	35	35	70
Clemson	41	40	81

<b>15</b> Jan. 11, 2020	<b>NORTH CAROLINA CLEMSON</b> ATTENDANCE: 21,077	<b>76 79</b>
----------------------------	---	------------------

DEAN E. SMITH CENTER / CHAPEL HILL, N.C.												
CLEMSON	FG	3FG	FT	REB	PF	TP	A	TO	B	S	MIN	
Simms f	7-13	3-6	3-4	2-6-8	2	20	6	3	4	3	42	
Trapp g	2-12	0-4	0-2	0-6-6	3	4	3	0	0	0	28	
Dawes g	3-8	2-4	0-0	1-3-4	1	8	2	2	0	0	31	
Mack g	7-15	3-9	0-0	1-3-4	5	17	0	1	0	1	31	
Newman III g	7-12	2-3	1-1	0-6-6	2	17	4	2	0	2	43	
Scott	1-5	1-4	5-6	2-1-3	1	8	1	1	0	1	32	
Tyson	2-2	1-1	0-0	1-2-3	1	5	0	1	0	0	14	
Jemison	0-0	0-0	0-0	0-1-1	1	0	0	0	0	0	3	
Moore	0-0	0-0	0-0	0-1-1	1	0	0	1	0	0	2	
TEAM				2-1-3	0							
Totals	29-67	12-31	9-13	9-30-39	17	79	16	11	4	7	225	
Pct.	43.3	38.7	69.2	DR: 2,2								

FG (1st Half: 10-29 34.5%; 2nd Half: 15-32 46.9%; OT: 4-6 66.7%)

3FG (1st Half: 4-12 33.3%; 2nd Half: 8-18 44.4%; OT: 0-1 0.0%)

FT (1st Half: 5-5 100.0%; 2nd Half: 3-6 50.0%; OT: 1-2 50.0%)

NORTH CAROLINA	FG	3FG	FT	REB	PF	TP	A	TO	B	S	MIN	
Bacot f	7-10	0-0	7-10	2-3-5	2	21	1	1	2	1	37	
Brooks f	6-15	0-1	1-3	4-7-11	3	13	1	1	0	1	37	
Black g	2-8	1-4	0-1	1-5-6	2	5	5	3	1	0	41	
Platek g	4-10	0-5	0-0	1-7-8	2	8	6	1	0	2	38	
Robinson g	9-17	5-13	4-4	1-3-4	4	27	4	3	0	4	41	
Pierce	0-3	0-2	0-0	0-2-2	0	0	1	1	0	0	16	
Smith	0-1	0-0	0-0	0-0-0	0	0	0	0	0	0	4	
Keeling	0-2	0-1	2-2	0-2-2	1	2	0	0	0	0	10	
TEAM				0-1-1	0							
Totals	28-66	6-26	14-20	9-30-39	14	76	18	10	3	8	225	
Pct.	51.7	30.0	70.0	DR: 2,0								

FG (1st Half: 14-32 43.8%; 2nd Half: 11-24 45.8%; OT: 3-10 30.0%)

3FG (1st Half: 4-12 33.3%; 2nd Half: 2-10 20.0%; OT: 0-4 0.0%)

FT (1st Half: 7-10 70.0%; 2nd Half: 7-9 77.8%; OT: 0-1 0.0%)

OFFICIALS: Bill Covington, Bert Smith, Jeff Pon

TECHNICAL FOULS: None

SCORE BY PERIODS	1ST	2ND	OT	TOTAL
Clemson	29	41	9	79
North Carolina	39	31	6	76

<b>16</b> Jan. 14, 2020	<b>CLEMSON [3/3] DUKE</b> ATTENDANCE: 8,464	<b>79 72</b>
----------------------------	--	------------------

LITTLEJOHN COLISEUM / CLEMSON, S.C.												
DUKE	FG	3FG	FT	REB	PF	TP	A	TO	B	S	MIN	
Hurt f	1-1	0-0	0-0	0-4-4	1	2	1	2	1	0	15	
Carey c	8-14	0-1	4-9	4-4-8	4	20	2	3	1	2	31	
Stanley g	5-8	2-4	2-4	0-2-2	4	14	1	3	0	0	29	
Jones g	6-15	2-7	3-5	0-5-5	3	17	4	3	0	1	36	
Goldwire g	2-6	2-3	0-0	0-2-2	2	6	4	1	0	4	35	
DeLaurier	0-0	0-0	0-0	0-1-1	2	0	0	0	1	1	14	
White	3-4	2-3	1-2	0-5-5	4	9	0	1	0	2	28	
O'Connell	2-6	0-2	0-0	0-1-1	0	4	1	2	0	0	12	
TEAM				0-0-0	0							
Totals	27-54	8-20	10-20	4-23-27	20	72	13	15	2	10	200	
Pct.	50.0	40.0	50.0	DR: 5,0								

FG (1st Half: 12-26 46.2%; 2nd Half: 15-28 53.6%)

3FG (1st Half: 3-8 37.5%; 2nd Half: 5-12 41.7%)

FT (1st Half: 6-9 66.7%; 2nd Half: 4-11 36.4%)

CLEMSON	FG	3FG	FT	REB	PF	TP	A	TO	B	S	MIN	
Simms f	10-15	2-3	3-6	1-8-9	2	25	5	3	0	0	36	
Trapp g	1-2	0-1	1-2	0-3-3	3	3	3	0	1	1	29	
Dawes g	1-7	0-3	1-2	0-3-3	2	3	2	3	0	1	23	
Mack g	10-14	2-4	0-2	2-7-9	0	22	0	1	2	1	31	
Newman III g	5-7	2-4	2-4	1-2-3	2	14	2	2	4	3	33	
Scott	1-4	0-1	3-4	1-0-1	3	5	3	0	2	2	28	
Tyson	2-3	2-3	1-2	0-0-0	1	7	0	0	0	0	12	
Moore	0-0	0-0	0-0	0-1-2	0	0	1	0	0	0	6	
Jemison	0-1	0-0	0-0	0-1-1	3	0	0	0	0	0	4	
TEAM				1-3-4	0							
Totals	30-53	8-19	11-22	7-28-35	16	79	18	16	4	9	200	
Pct.	56.6	42.1	50.0	DR: 4,0								

FG (1st Half: 15-26 57.7%; 2nd Half: 15-27 55.6%)

3FG (1st Half: 5-9 55.6%; 2nd Half: 3-10 30.0%)

FT (1st Half: 5-9 55.6%; 2nd Half: 6-13 46.2%)

OFFICIALS: Mike Eades, Doug Shows, Paul Szelc</

# 2019-20 BOX SCORES

19 [6/5] LOUISVILLE CLEMSON													80 62
Jan. 25, 2020 ATTENDANCE: 17,654													
KFC Yum! CENTER / LOUISVILLE, KY.													
CLEMSON	FG	3FG	FT	REB	PF	TP	A	TO	B	S	MIN		
Simms f	1-7	0-2	2-2	4-2-6	4	4	5	1	2	0	35		
Trapp g	3-7	2-5	3-4	0-1-1	1	11	3	1	0	2	19		
Scott g	2-6	1-5	1-2	0-1-1	0	6	0	0	0	0	18		
Mack g	3-13	0-6	0-0	1-7-8	3	6	0	0	1	0	29		
Newman III g	2-8	1-5	2-2	0-5-5	3	7	1	2	1	1	37		
Dawes	3-6	2-5	0-0	1-2-3	1	8	2	2	0	1	21		
Tyson	1-2	1-2	1-2	2-2-4	1	4	0	0	0	0	13		
Jemison	0-2	0-1	0-0	1-0-1	2	0	0	1	0	0	4		
Hunter	3-5	2-4	0-0	0-0-0	3	8	0	1	0	1	11		
Moore	0-1	0-0	0-0	0-0-0	0	0	0	0	0	0	2		
Hemenway	3-4	2-3	0-0	0-0-0	1	8	0	1	0	0	12		
TEAM				0-0-0	0								
Totals	21-61	11-38	9-12	9-20-29	19	62	11	9	4	5	200		
Pct.	34.4	28.9	75.0	DR: 3.0									

FG (1st Half: 9-29 31.0%; 2nd Half: 12-32 37.5%)  
 3FG (1st Half: 4-18 22.2%; 2nd Half: 7-20 35.0%)  
 FT (1st Half: 4-6 66.7%; 2nd Half: 5-6 83.3%)

LOUISVILLE													
CLEMSON	FG	3FG	FT	REB	PF	TP	A	TO	B	S	MIN		
Sutton f	2-6	1-4	3-5	2-9-11	2	8	3	3	0	0	36		
Nwora f	3-5	1-2	3-4	0-5-4	4	10	2	3	1	0	24		
Enoch c	3-9	1-1	4-4	3-4-7	3	11	1	1	0	0	20		
Kimble g	0-3	0-2	0-0	0-1-1	1	0	1	0	0	0	16		
Perry g	7-12	5-6	0-0	0-5-5	2	19	1	0	0	1	27		
Johnson	3-5	0-0	2-2	2-3-5	1	8	6	1	0	1	24		
Williams	2-4	0-1	1-2	2-4-6	1	5	0	1	0	0	13		
Williamson	5-6	1-1	3-3	1-0-1	1	14	1	3	0	1	25		
McMahon	1-4	1-4	0-0	0-0-0	0	3	1	0	0	2	13		
Slazinski	0-0	0-0	0-0	0-0-0	0	0	0	0	0	0	1		
Nickelberry	0-0	0-0	0-0	0-0-0	0	0	0	0	0	0	1		
Igiehon	0-0	0-0	2-2	0-0-0	0	2	0	0	0	0	1		
TEAM				0-0-0	0								
Totals	26-54	10-21	18-22	10-31-41	15	80	16	12	1	5	200		
Pct.	48.1	47.6	81.8	DR: 2.0									

FG (1st Half: 19-29 65.5%; 2nd Half: 7-25 28.0%)  
 3FG (1st Half: 5-7 71.4%; 2nd Half: 5-14 35.7%)  
 FT (1st Half: 4-5 80.0%; 2nd Half: 14-17 82.4%)

OFFICIALS: Mike Eades, Mike Roberts, Tim Morrissey  
 TECHNICAL FOULS: None

SCORE BY PERIODS	1ST	2ND	TOTAL
Clemson	26	36	62
Louisville	47	33	80

20 SYRACUSE CLEMSON													70 71
Jan. 28, 2020 ATTENDANCE: 6,908													
LITTLEJOHN COLISEUM / CLEMSON, S.C.													
CLEMSON	FG	3FG	FT	REB	PF	TP	A	TO	B	S	MIN		
Dolezal f	2-4	0-0	4-4	2-1-3	5	8	1	1	1	0	26		
Hughes f	6-14	2-8	8-9	0-4-4	1	22	2	3	0	5	40		
Sidibe f	1-1	0-0	0-0	1-3-4	5	2	0	0	2	1	21		
Girard III g	4-11	2-7	0-0	0-3-3	1	10	1	0	0	2	34		
Boehleim g	9-21	4-9	0-0	0-1-1	1	22	0	1	0	0	40		
Guerrier	2-5	0-2	2-2	3-2-5	1	6	0	2	0	1	27		
Washington	0-1	0-1	0-0	0-1-1	0	0	0	0	0	1	6		
Edwards	0-0	0-0	0-0	0-1-1	2	0	0	1	0	0	6		
TEAM				2-2-4	0								
Totals	24-57	8-27	14-15	18-26	16	70	4	8	3	10	200		
Pct.	42.1	29.6	93.3	DR: 1.0									

FG (1st Half: 13-29 44.8%; 2nd Half: 11-28 39.3%)  
 3FG (1st Half: 4-14 28.6%; 2nd Half: 4-13 30.8%)  
 FT (1st Half: 5-5 100.0%; 2nd Half: 9-10 90.0%)

CLEMSON													
CLEMSON	FG	3FG	FT	REB	PF	TP	A	TO	B	S	MIN		
Simms f	1-4	0-0	0-1	3-4-7	3	2	3	5	1	1	29		
Trapp g	6-9	4-7	1-1	0-9-9	2	17	6	2	1	2	35		
Scott g	1-5	1-3	0-0	0-1-1	0	3	1	2	0	0	19		
Mack g	12-17	1-4	7-8	6-4-10	2	32	1	5	0	0	31		
Newman III g	3-10	1-7	2-2	2-1-3	2	9	2	0	0	1	40		
Dawes	2-5	2-5	0-0	0-1-1	1	6	2	1	0	0	21		
Tyson	0-1	0-1	0-0	0-1-1	2	0	0	0	0	0	9		
Hemenway	0-1	0-1	0-0	0-0-0	0	1	0	0	0	0	4		
Moore	1-1	0-0	0-0	0-1-1	1	2	1	0	0	1	6		
Jemison	0-1	0-0	0-0	0-1-1	0	0	0	0	0	0	5		
TEAM				0-2-2	0								
Totals	26-54	9-28	10-12	11-25-36	13	71	17	16	2	5	200		
Pct.	48.1	32.1	83.3	DR: 1.0									

FG (1st Half: 11-25 44.0%; 2nd Half: 15-29 51.7%)  
 3FG (1st Half: 7-17 41.2%; 2nd Half: 2-11 18.2%)  
 FT (1st Half: 4-4 100.0%; 2nd Half: 6-8 75.0%)

OFFICIALS: Roger Ayers, Jamie Luckie, Paul Szelc  
 TECHNICAL FOULS: None

SCORE BY PERIODS	1ST	2ND	TOTAL
Syracuse	35	35	70
Clemson	33	38	71

21 CLEMSON WAKE FOREST													44 56
Feb. 1, 2020 ATTENDANCE: 7,113													
LJVM COLISEUM / WINSTON-SALEM, N.C.													
CLEMSON	FG	3FG	FT	REB	PF	TP	A	TO	B	S	MIN		
Simms f	6-16	1-3	1-1	4-4-8	2	14	0	2	0	0	34		
Trapp g	2-4	0-1	0-0	1-2-3	4	4	2	1	0	0	17		
Scott g	0-3	0-1	0-0	0-2-2	1	0	0	1	0	2	21		
Mack g	1-9	0-4	0-0	1-3-4	1	2	0	2	1	1	28		
Newman III g	3-7	0-2	1-3t	0-3-3	3	7	4	2	0	2	32		
Dawes	1-4	0-2	0-0	0-3-3	5	2	0	3	0	1	21		
Tyson	1-6	1-3	2-2	1-3-4	0	5	1	3	0	0	19		
Jemison	1-3	0-0	0-0	0-2-2	1	2	0	0	0	1	6		
Hemenway	2-5	2-5	0-0	0-3-3	0	6	0	0	0	0	16		
Moore	0-1	0-0	0-0	0-0-0	1	0	1	0	0	0	4		
Grinde	1-1	0-0	0-0	1-0-1	0	2	0	0	0	0	2		
TEAM				3-3-6	0								
Totals	18-59	4-21	4-6	11-28-39	18	44	8	15	1	7	200		
Pct.	30.5	19.0	66.7	DR: 1.1									

FG (1st Half: 8-29 27.6%; 2nd Half: 10-30 33.3%)  
 3FG (1st Half: 1-11 9.1%; 2nd Half: 3-10 30.0%)  
 FT (1st Half: 2-2 100.0%; 2nd Half: 2-4 50.0%)

WAKE FOREST													
CLEMSON	FG	3FG	FT	REB	PF	TP	A	TO	B	S	MIN		
Oguama f	3-5	0-0	0-0	4-2-6	3	6	0	1	0	0	11		
Sarr c	2-10	0-1	3-6	2-11-13	1	7	2	2	2	1	34		
Childress g	2-7	1-4	5-7	2-3-5	0	10	5	3	0	2	34		
Johnson g	1-2	1-1	0-0	0-1-1	2	3	1	3	0	0	31		
White g	5-15	4-12	3-3	0-3-3	1	17	1	0	0	1	29		
Mucius	2-4	0-0	0-0	2-6-8	3	4	0	1	0	0	26		
Neath	0-1	0-0	0-0	0-2-2	0	2	0	0	0	2	12		
Brown	3-7	0-3	0-0	0-1-1	2	6	1	1	0	0	12		
Massoud	1-4	1-4	0-0	0-2-2	0	3	0	1	0	1	10		
Wright Jr.	0-0	0-0	0-0	0-0-0	0	0	0	0	0	0	1		
Wynn	0-0	0-0	0-0	0-0-0	1	0	0	0	0	0	1		
TEAM				1-0-1	0								
Totals	19-55	7-25	11-16	11-31-42	13	56	12	13	2	7	200		
Pct.	34.5	28.0	68.8	DR: 1.0									

FG (1st Half: 9-27 33.3%; 2nd Half: 10-28 35.7%)  
 3FG (1st Half: 1-9 11.1%; 2nd Half: 6-16 37.5%)  
 FT (1st Half: 3-6 50.0%; 2nd Half: 8-10 80.0%)

OFFICIALS: Jerry Heater, Mark Schnur, Earl Walton  
 TECHNICAL FOULS: None

SCORE BY PERIODS	1ST	2ND	TOTAL
Clemson	19	25	44
North Carolina	22	34	56

22		CLEMSON VIRGINIA											44
Feb. 5, 2020		ATTENDANCE: 13,580											51
JOHN PAUL JONES ARENA / CHARLOTTEVILLE, VA.													
CLEMSON		FG	3FG	FT	REB	PF	TP	A	TO	B	S	MIN	
Simms	f	6-16	2-5	2-4	1-2-3	2	16	2	2	2	2	40	
Trapp	g	0-4	0-0	0-0	0-5-5	1	2	2	2	0	0	33	
Dawes	f	5-12	1-6	0-1	0-8-8	4	11	0	1	0	1	32	
Mack	g	3-10	2-9	2-2	2-5-7	4	10	1	3	1	0	32	
Newman III	g	3-5	1-2	0-0	1-3-4	2	7	3	0	0	0	32	
Tyson	f	0-1	0-0	0-0	0-0-0	0	2	0	0	0	0	6	
Scott	f	0-3	0-1	0-0	1-0-1	1	0	0	0	0	1	13	
Moore	f	0-0	0-0	0-0	0-0-0	0	0	0	0	0	0	6	
Hemenway	f	0-1	0-1	0-0	0-1-1	0	0	0	1	0	0	6	
TEAM					3-2-5	0			0				
Totals		17-52	6-28	4-7	8-26-34	16	44	8	9	2	5	200	
Pct.		32.7	21.4	57.1	DR: 0.0								

# 2019-20 BOX SCORES

25

Feb. 15, 2020

[5/5] LOUISVILLE CLEMSON

ATTENDANCE: 9,146

LITTLEJOHN COLISEUM / CLEMSON, S.C.

62

77

LOUISVILLE	FG	3FG	FT	REB	PF	TP	A	TO	B	S	MIN
Williamson f	0-1	0-0	0-0	0-0-0	0	0	0	0	0	0	5
Sutton f	7-15	2-5	2-4	3-4-7	4	18	0	0	1	0	36
Enoch c	1-3	0-0	1-2	1-4-5	2	3	1	1	0	0	17
Kimble g	2-6	0-2	0-0	0-0-0	3	4	0	1	0	0	17
Perry g	2-9	1-3	0-0	1-2-3	0	5	0	1	0	0	17
Williams	4-9	0-0	1-2	2-2-4	2	9	0	0	0	0	25
Nwora	1-5	1-5	2-2	2-7-9	4	5	1	4	0	0	30
Johnson	5-13	0-4	2-2	2-4-6	2	12	8	0	0	0	26
McMahon	2-8	2-8	0-0	0-0-0	2	6	1	0	0	2	27
TEAM				3-2-5		0					
Totals	24-69	6-27	8-12	14-25-39	19	62	11	7	2	2	200
Pct.	34.8	22.2	66.7	DR: 3.0							

FG (1st Half: 5-32 15.6%; 2nd Half: 19-37 51.4%)  
 3FG (1st Half: 3-16 18.8%; 2nd Half: 3-11 27.3%)  
 FT (1st Half: 1-2 50.0%; 2nd Half: 7-10 70.0%)

CLEMSON	FG	3FG	FT	REB	PF	TP	A	TO	B	S	MIN	
Simms f	4-8	1-1	4-7	0-4-4	3	13	6	2	0	1	30	
Trapp g	3-8	1-4	3-5	0-9-9	3	10	2	0	1	1	33	
Dawes g	1-4	1-3	4-4	0-1-1	1	7	0	0	0	1	27	
Mack g	6-9	2-5	0-0	0-5-5	2	14	1	1	1	0	32	
Newman III g	7-9	2-3	7-7	1-5-6	1	23	0	0	1	2	38	
Hemenway	3-6	2-4	0-0	0-1-1	1	8	1	1	0	0	17	
Moore	0-1	0-0	0-0	0-1-1	0	0	0	0	0	0	2	
Jemison	1-1	0-0	0-0	0-2-2	1	2	0	1	0	0	10	
Scott	0-0	0-0	0-0	0-1-1	1	0	0	1	0	0	3	
Tyson	0-3	0-3	0-0	0-1-1	2	0	0	0	1	0	8	
TEAM				1-2-3		0					2	
Totals	25-49	9-23	18-23	2-32-34	15	77	10	8	4	5	200	
Pct.	51.0	39.1	78.3	DR: 2.0								

FG (1st Half: 12-26 46.2%; 2nd Half: 13-23 56.5%)  
 3FG (1st Half: 3-10 30.0%; 2nd Half: 6-13 46.2%)  
 FT (1st Half: 4-4 100.0%; 2nd Half: 14-19 73.7%)

OFFICIALS: Ted Valentine, Tony Henderson, Mark Schnur  
 TECHNICAL FOULS: None

SCORE BY PERIODS	1ST	2ND	TOTAL
Louisville	14	48	62
Clemson	31	46	77

<div>26</div> <div>Feb. 22, 2020</div>		CLEMSON BOSTON COLLEGE											82
		ATTENDANCE: 6,431											64
CONTE FORUM / CHESTNUT HILL, MASS.													
CLEMSON		FG	3FG	FT	REB	PF	TP	A	TO	B	S	MIN	
Simms	f	5-7	2-2	0-1	2-9-11	1	12	3	4	2	1	34	
Trapp	g	2-3	0-0	0-0	0-0-0	4	4	4	1	0	0	13	
Dawes	g	8-12	6-10	0-0	0-3-3	1	22	3	4	0	1	37	
Mack	g	4-6	1-3	2-3	0-1-1	2	11	2	1	0	1	21	
Newman III	g	3-4	1-2	4-6	0-10-10	1	11	3	2	0	0	37	
Scott		3-6	0-3	0-0	0-2-2	2	6	4	3	0	0	21	
Moore		0-0	0-0	0-0	1-0-1	0	0	0	0	0	0	2	
Tyson		4-4	1-1	2-2	0-2-2	4	11	0	1	0	1	17	
Hemenway		1-2	1-2	0-0	0-0-0	0	3	1	0	0	0	10	
Jemison		1-1	0-0	0-0	1-0-1	1	2	0	1	0	0	5	
Fox		0-0	0-0	0-0	0-0-0	0	0	0	0	0	0	1	
McBride		0-0	0-0	0-0	0-1-1	0	0	0	0	0	0	1	

FG (1st Half: 16-23 69.6%; 2nd Half: 15-22 68.2%)  
 3FG (1st Half: 6-12 50.0%; 2nd Half: 6-11 54.5%)  
 FT (1st Half: 3-6 50.0%; 2nd Half: 5-6 83.3%)

BOSTON COLLEGE	FG	3FG	FT	REB	PF	TP	A	TO	B	S	MIN	
Popovic f	3-12	1-4	3-4	1-3-4	0	10	2	2	0	1	25	
Mitchell f	3-7	1-4	0-0	3-4-7	0	7	3	0	0	5	36	
Hamilton g	4-9	2-4	2-3	1-1-2	3	12	2	1	0	3	29	
Thornton g	4-10	0-2	2-2	1-2-3	1	10	3	2	0	1	29	
DiLuccio g	0-1	0-0	0-0	0-0-0	0	0	0	0	0	0	1	
Heath	6-14	3-9	1-2	1-1-2	3	16	0	2	0	2	34	
Felder	1-4	0-1	0-0	1-1-2	2	2	1	0	0	0	12	
Herren Jr.	0-0	0-0	3-4	1-0-1	3	3	1	1	0	0	15	
Williams	0-0	0-0	0-0	0-0-0	0	0	0	0	0	0	3	
TEAM	2-4	0-2	0-0	2-1-3	0	4	0	0	0	0	15	
TEAM				1-0-1		0					0	
Totals	23-61	7-26	11-15	12-13-25	12	64	12	8	0	12	200	
Pct.	37.7	26.9	73.3	DR: 2.0								

FG (1st Half: 11-30 36.7%; 2nd Half: 12-31 38.7%)  
 3FG (1st Half: 3-12 25.0%; 2nd Half: 4-14 28.6%)  
 FT (1st Half: 4-6 66.7%; 2nd Half: 7-9 77.8%)

OFFICIALS: Brian Dorsey, Raymie Styons, Tony Chiazza  
 TECHNICAL FOULS: None

SCORE BY PERIODS	1ST	2ND	TOTAL
Clemson	41	41	82
Boston College	29	35	64

<div>27</div> <div>Feb. 25, 2020</div>		CLEMSON GEORGIA TECH ATTENDANCE: 4,763											59 68
McCAMISH PAVILION / ATLANTA, GA.													
CLEMSON		FG	3FG	FT	REB	PF	TP	A	TO	B	S	MIN	
Simms	f	10-16	1-4	2-3	2-3-5	3	23	2	6	2	1	35	
Trapp	g	1-2	0-1	0-0	0-2-2	0	2	1	3	0	0	16	
Dawes	g	4-10	1-4	1-2	0-5-5	1	10	4	3	0	4	35	
Mack	g	4-12	0-4	1-2	1-2-3	3	9	2	1	1	2	32	
Newman III	g	1-7	0-1	0-1	1-4-5	1	2	4	1	0	0	28	
Scott		1-3	0-1	1-2	0-1-1	3	3	1	1	0	0	11	
Tyson		3-5	0-2	4-4	1-3-4	1	10	1	0	0	1	17	
Moore		0-0	0-0	0-0	0-0-0	1	0	0	1	0	1	5	
Hemenway		0-3	0-3	0-0	1-1-2	1	0	0	0	0	0	16	
Jemison		0-0	0-0	0-0	0-0-0	1	0	0	0	0	0	5	
TEAM						3-1-4	0						
Totals		31-45	12-23	8-12	4-28-32	16	82	20	20	2	4	200	

FG (1st Half: 13-27 48.1%; 2nd Half: 11-31 35.5%)  
 3FG (1st Half: 1-7 14.3%; 2nd Half: 1-13 7.7%)  
 FT (1st Half: 2-3 66.7%; 2nd Half: 7-11 63.6%)

GEORGIA TECH	FG	3FG	FT	REB	PF	TP	A	TO	B	S	MIN	
Usher f	2-4	0-1	0-0	1-5-6	1	4	1	5	1	0	19	
Wright f	4-12	0-1	2-2	2-1-3	2	10	0	4	1	1	31	
Banks III c	2-4	0-0	3-5	2-6-8	2	7	0	0	1	4	32	
Devoe g	6-13	2-4	0-0	0-6-6	3	14	8	2	0	1	38	
Alvarado g	8-14	3-5	0-1	0-3-3	3	19	3	1	0	3	29	
Cole	0-1	0-1	0-0	0-0-0	1	0	0	1	0	0	4	
Parham	2-5	1-3	3-3	0-4-4	3	8	1	3	0	0	35	
Moore	2-2	1-1	1-2	0-0-0	1	6	3	0	0	0	12	
TEAM				3-2-5		0					1	
Totals	26-55	7-16	9-13	8-27-35	16	68	16	17	3	9	200	
Pct.	47.3	43.8	69.2	DR: 2.0								

FG (1st Half: 13-27 48.1%; 2nd Half: 13-28 46.4%)  
 3FG (1st Half: 4-10 40.0%; 2nd Half: 3-6 50.0%)  
 FT (1st Half: 4-6 66.7%; 2nd Half: 5-7 71.4%)

OFFICIALS: Ted Valentine, Ron Groover, Pat Driscoll  
 TECHNICAL FOULS: None

SCORE BY PERIODS	1ST	2ND	TOTAL
Clemson	29	30	59
Georgia Tech	34	34	68

28		[6/6] FLORIDA STATE CLEMSON											69
Feb. 29, 2020		ATTENDANCE: 9,095											70
LITTLEJOHN COLISEUM / CLEMSON, S.C.													
FLORIDA STATE	FG	3FG	FT	REB	PF	TP	A	TO	B	S	MIN		
Gray f	0-5	0-4	3-5	1-4-5	2	3	2	2	1	0	22		
Osborne f	4-6	3-3	0-3	2-6-8	4	11	0	3	0	0	14		
Forrest g	4-6	1-2	2-2	0-4-4	3	11	3	3	0	1	22		
Walker g	2-6	0-2	1-2	1-0-1	2	5	1	2	0	2	25		
Vassell g	6-11	2-5	0-0	1-6-7	3	14	3	2	0	0	38		
Evans	2-2	0-0	0-0	0-1-1	0	4	0	0	0	0	16		
Williams	2-4	1-2	4-4	0-4-4	2	9	0	3	1	3	26		
Olejniczak	3-3	0-0	1-2	0-0-0	1	7	0	1	1	1	13		
Polite	2-4	1-2	0-0	0-2-2	2	5	2	0	0	0	19		
Wilkes	0-2	0-1	0-0	1-0-1	1	0	0	0	0	0	2		
Koprivica	0-1	0-0	0-0	0-0-0	0	0	0	0	0	0	4		
TEAM				1-0-1		0					0		
Totals	25-50	8-21	11-18	7-27-34	20	69	11	16	3	7	200		
Pct.	50.0	38.1	61.1	DR: 2.0									

# SEASON STATISTICS



## 2019-20 Clemson Men's Basketball Combined Team Statistics All games

Page 1/1  
as of Feb 29, 2020

### Game Records

Record	Overall	Home	Away	Neutral
ALL GAMES	15-13	11-5	3-7	1-1
CONFERENCE	9-9	6-3	3-6	0-0
NON-CONFERENCE	6-4	5-2	0-1	1-1

### Score by Periods

Team	1st	2nd	OT	TOT
Clemson	890	958	25	1873
Opponents	836	928	25	1789

### Team Box Score

No.	Player				Total		3-Point		F-Throw		Rebounds											
		GP-GS	MIN	AVG	FG-FGA	FG%	3FG-FGA	3FG%	FT-FTA	FT%	OFF	DEF	TOT	AVG	PF	DQ	A	TO	BLK	STL	PTS	AVG
25	SIMMS, Aamir	27-27	862:10	31.9	128-272	.471	30-76	.395	74-105	.705	63	131	194	7.2	66	1	71	56	22	29	360	13.3
13	MACK, Tevin	28-26	791:32	28.3	132-288	.458	41-143	.287	34-56	.607	27	124	151	5.4	59	2	27	34	17	30	339	12.1
15	NEWMAN III, John	28-28	881:10	31.5	95-211	.450	27-84	.321	57-78	.731	15	99	114	4.1	51	1	61	37	14	30	274	9.8
2	DAWES, Al-Amir	28-23	839:29	30.0	87-225	.387	44-139	.317	33-45	.733	6	75	81	2.9	47	1	73	75	1	25	251	9.0
0	TRAPP, Clyde	18-16	461:16	25.6	39-104	.375	14-53	.264	17-38	.447	2	71	73	4.1	34	0	48	32	2	12	109	6.1
10	SCOTT, Curran	28-8	565:24	20.2	50-133	.376	19-65	.292	39-52	.750	8	36	44	1.6	39	0	41	30	0	23	158	5.6
5	TYSON, Hunter	28-3	390:25	13.9	51-117	.436	25-78	.321	27-38	.711	17	68	85	3.0	30	0	9	12	3	16	154	5.5
3	HUNTER, Chase	9-4	175:03	19.4	17-45	.378	7-23	.304	7-11	.636	1	8	9	1.0	17	0	14	12	0	7	48	5.3
12	HEMENWAY, Alex	12-0	154:06	12.8	21-42	.500	17-35	.486	2-2	1.000	3	8	11	0.9	9	0	5	5	0	0	61	5.1
21	MOORE, Khavon	26-4	244:13	9.4	21-54	.389	3-10	.300	4-7	.571	17	29	46	1.8	27	0	14	16	3	14	49	1.9
55	JEMISON, Trey	27-1	224:42	8.3	21-42	.500	0-1	.000	4-10	.400	26	23	49	1.8	47	1	4	17	7	4	46	1.7
32	GRINDE, Paul	8-0	18:37	2.3	5-8	.625	0-0	.000	2-2	1.000	2	0	2	0.3	2	0	0	2	0	0	12	1.5
31	HOAG, Wells	6-0	13:16	2.2	2-5	.400	1-3	.333	0-0	.000	2	0	2	0.3	0	0	0	0	0	0	5	0.8
11	FOX, Parker	7-0	14:22	2.1	2-3	.667	1-2	.500	0-1	.000	0	2	2	0.3	0	0	0	1	0	0	5	0.7
20	MCBRIDE, O'Neil	7-0	13:09	1.9	1-2	.500	0-0	.000	0-2	.000	3	2	5	0.7	1	0	2	1	0	0	2	0.3
1	BAEHRE, Jonathan	2-0	26:06	13.0	0-2	.000	0-2	.000	0-0	.000	1	6	7	3.5	0	0	0	6	0	0	0	0.0
Team											34	42	76					17				
Total		28	5675		672-1553	.433	229-714	.321	300-447	.671	227	724	951	34.0	429	6	369	353	69	190	1873	66.9
Opponents		28	5675		630-1544	.408	215-672	.320	314-441	.712	239	732	971	34.7	451	9	330	373	69	184	1789	63.9

### Team Statistics

	CLEM	OPP
<b>Scoring</b>	<b>1873</b>	<b>1789</b>
Points per game	66.9	63.9
Scoring margin	+3.0	-
<b>Field goals-att</b>	<b>672-1553</b>	<b>630-1544</b>
Field goal pct	.433	.408
<b>3 point fg-att</b>	<b>229-714</b>	<b>215-672</b>
3-point FG pct	.321	.320
3-pt FG made per game	8.2	7.7
<b>Free throws-att</b>	<b>300-447</b>	<b>314-441</b>
Free throw pct	.671	.712
F-Throws made per game	10.7	11.2
<b>Rebounds</b>	<b>951</b>	<b>971</b>
Rebounds per game	34.0	34.7
Rebounding margin	-0.7	-
<b>Assists</b>	<b>369</b>	<b>330</b>
Assists per game	13.2	11.8
<b>Turnovers</b>	<b>353</b>	<b>373</b>
Turnovers per game	12.6	13.3
Turnover margin	+0.7	-
Assist/turnover ratio	1.0	0.9
<b>Steals</b>	<b>190</b>	<b>184</b>
Steals per game	6.8	6.6
<b>Blocks</b>	<b>69</b>	<b>69</b>
Blocks per game	2.5	2.5
<b>Winning streak</b>	<b>1</b>	<b>-</b>
Home win streak	2	-
<b>Attendance</b>	<b>107951</b>	<b>112683</b>
Home games-Avg/Game	16-6747	10-11268
Neutral site-Avg/Game	-	2-704

### Team Results

Date	Opponent		Score	Att.
11/05/2019	Virginia Tech	L	60-67	7500
11/07/2019	Presbyterian	W	79-45	5713
11/10/2019	Colgate	W	81-68	5673
11/17/2019	Detroit Mercy	W	87-65	5804
11/21/2019	Alabama A&M	W	87-51	5616
11/24/2019	vs TCU	Wot	62-60	0
11/26/2019	vs Colorado	L	67-71	1407
12/02/2019	at Minnesota	L	60-78	10148
12/08/2019	at Florida St.	L	53-72	7834
12/15/2019	South Carolina	L	54-67	6394
12/20/2019	Jacksonville	W	68-39	5632
12/22/2019	Yale	L	45-54	5632
12/31/2019	Miami (FL)	Lot	68-73	5549
01/04/2020	NC State	W	81-70	6908
01/11/2020	at North Carolina	Wot	79-76	21077
01/14/2020	Duke	W	79-72	8464
01/18/2020	at NC State	L	54-60	16553
01/21/2020	Wake Forest	W	71-68	6951
01/25/2020	at Louisville	L	62-80	17654
01/28/2020	Syracuse	W	71-70	6402
02/01/2020	at Wake Forest	L	44-56	7113
02/05/2020	at Virginia	L	44-51	13580
02/09/2020	Notre Dame	L	57-61	7472
02/12/2020	at Pittsburgh	W	72-52	7530
02/15/2020	Louisville	W	77-62	9146
02/22/2020	at Boston College	W	82-64	6431
02/25/2020	at Georgia Tech	L	59-68	4763
02/29/2020	Florida St.	W	70-69	9095

# ACC STATISTICS



## 2019-20 Clemson Men's Basketball Combined Team Statistics In Conference games

Page 1/1  
as of Feb 29, 2020

### Game Records

Record	Overall	Home	Away	Neutral
ALL GAMES	9-9	6-3	3-6	0-0
CONFERENCE	9-9	6-3	3-6	0-0
NON-CONFERENCE	0-0	0-0	0-0	0-0

### Score by Periods

Team	1st	2nd	OT	TOT
Clemson	547	621	15	1183
Opponents	564	610	17	1191

### Team Box Score

No.	Player				Total		3-Point		F-Throw		Rebounds											
		GP-GS	MIN	AVG	FG-FGA	FG%	3FG-FGA	3FG%	FT-FTA	FT%	OFF	DEF	TOT	AVG	PF	DQ	A	TO	BLK	STL	PTS	AVG
25	SIMMS, Aamir	17-17	571:42	33.6	84-172	.488	20-47	.426	41-60	.683	41	80	121	7.1	42	0	50	42	16	17	229	13.5
13	MACK, Tevin	18-16	513:19	28.5	90-196	.459	23-94	.245	26-43	.605	20	76	96	5.3	45	2	17	24	12	19	229	12.7
15	NEWMAN III, John	18-18	583:02	32.4	63-135	.467	18-53	.340	38-51	.745	10	74	84	4.7	33	0	40	19	11	18	182	10.1
2	DAWES, Al-Amir	18-13	525:36	29.2	59-146	.404	30-88	.341	21-28	.750	4	50	54	3.0	31	1	41	45	1	16	169	9.4
0	TRAPP, Clyde	16-16	428:08	26.8	35-96	.365	13-49	.265	15-34	.441	2	71	73	4.6	33	0	45	31	2	11	98	6.1
12	HEMENWAY, Alex	11-0	144:35	13.1	19-40	.475	15-33	.455	2-2	1.000	3	8	11	1.0	9	0	5	5	0	0	55	5.0
10	SCOTT, Curran	18-5	335:37	18.6	28-78	.359	10-36	.278	20-27	.741	6	22	28	1.6	26	0	24	23	0	11	86	4.8
5	TYSON, Hunter	18-2	223:14	12.4	28-63	.444	13-40	.325	15-22	.682	8	34	42	2.3	22	0	4	7	1	5	84	4.7
3	HUNTER, Chase	4-1	61:16	15.3	6-18	.333	2-10	.200	1-5	.200	0	3	3	0.8	10	0	3	2	0	1	15	3.8
55	JEMISON, Trey	17-1	135:31	8.0	10-25	.400	0-1	.000	1-5	.200	16	13	29	1.7	25	0	3	7	1	2	21	1.2
11	FOX, Parker	3-0	02:29	0.8	1-1	1.000	1-1	1.000	0-0	.000	0	1	1	0.3	0	0	0	0	0	0	3	1.0
21	MOORE, Khavon	16-1	102:24	6.4	5-18	.278	0-4	.000	0-1	.000	3	8	11	0.7	12	0	6	6	2	7	10	0.6
32	GRINDE, Paul	4-0	04:44	1.2	1-1	1.000	0-0	.000	0-0	.000	1	0	1	0.3	0	0	0	1	0	0	2	0.5
31	HOAG, Wells	3-0	02:29	0.8	0-1	.000	0-1	.000	0-0	.000	0	0	0	0.0	0	0	0	0	0	0	0	0.0
1	BAEHRE, Jonathan	1-0	13:25	13.4	0-1	.000	0-1	.000	0-0	.000	1	2	3	3.0	0	0	0	1	0	0	0	0.0
20	MCBRIDE, O'Neil	3-0	02:29	0.8	0-0	.000	0-0	.000	0-0	.000	1	1	2	0.7	1	0	1	0	0	0	0	0.0
Team											26	31	57				10					
Total		18	3650		429-991	.433	145-458	.317	180-278	.647	142	474	616	34.2	289	3	239	223	46	107	1183	65.7
Opponents		18	3650		421-1007	.418	138-431	.320	211-301	.701	153	476	629	34.9	293	6	217	205	48	112	1191	66.2

### Team Statistics

	CLEM	OPP
<b>Scoring</b>	<b>1183</b>	<b>1191</b>
Points per game	65.7	66.2
Scoring margin	-0.4	-
<b>Field goals-att</b>	<b>429-991</b>	<b>421-1007</b>
Field goal pct	.433	.418
<b>3 point fg-att</b>	<b>145-458</b>	<b>138-431</b>
3-point FG pct	.317	.320
3-pt FG made per game	8.1	7.7
<b>Free throws-att</b>	<b>180-278</b>	<b>211-301</b>
Free throw pct	.647	.701
F-Throws made per game	10.0	11.7
<b>Rebounds</b>	<b>616</b>	<b>629</b>
Rebounds per game	34.2	34.9
Rebounding margin	-0.7	-
<b>Assists</b>	<b>239</b>	<b>217</b>
Assists per game	13.3	12.1
<b>Turnovers</b>	<b>223</b>	<b>205</b>
Turnovers per game	12.4	11.4
Turnover margin	-1.0	-
Assist/turnover ratio	1.1	1.1
<b>Steals</b>	<b>107</b>	<b>112</b>
Steals per game	5.9	6.2
<b>Blocks</b>	<b>46</b>	<b>48</b>
Blocks per game	2.6	2.7
<b>Winning streak</b>	<b>1</b>	<b>-</b>
Home win streak	2	-
<b>Attendance</b>	<b>67487</b>	<b>102535</b>
Home games-Avg/Game	9-7499	9-11393
Neutral site-Avg/Game	-	0-0

### Team Results

Date	Opponent		Score	Att.
11/05/2019	Virginia Tech	L	60-67	7500
12/08/2019	at Florida St.	L	53-72	7834
12/31/2019	Miami (FL)	Lot	68-73	5549
01/04/2020	NC State	W	81-70	6908
01/11/2020	at North Carolina	Wot	79-76	21077
01/14/2020	Duke	W	79-72	8464
01/18/2020	at NC State	L	54-60	16553
01/21/2020	Wake Forest	W	71-68	6951
01/25/2020	at Louisville	L	62-80	17654
01/28/2020	Syracuse	W	71-70	6402
02/01/2020	at Wake Forest	L	44-56	7113
02/05/2020	at Virginia	L	44-51	13580
02/09/2020	Notre Dame	L	57-61	7472
02/12/2020	at Pittsburgh	W	72-52	7530
02/15/2020	Louisville	W	77-62	9146
02/22/2020	at Boston College	W	82-64	6431
02/25/2020	at Georgia Tech	L	59-68	4763
02/29/2020	Florida St.	W	70-69	9095