



MEN'S BASKETBALL GAME NOTES

Pitt (15-9, 6-7 ACC) vs. Clemson (11-12, 5-8 ACC)

Wednesday, February 12, 2020

9:00 PM • Regional Sports Network (AT&T SportsNet)

Pittsburgh, Pa. • Petersen Events Center

Matt Plizga, Assistant AD of Media Relations
Email • mplizga@athletics.pitt.edu
Office • (412) 648-8240
Cell • (919) 812-0882

Website • PittsburghPanthers.com
Twitter • @Pitt_MBB
Instagram • @pitt_mbb
Hashtags • #ZooEra, #H2P

2019-20 SCHEDULE

Date	Opponent (TV)	Time
O. 30	SLIPPERY ROCK [EXH]	W, 98-47
N. 6	FLORIDA STATE * (ESPNU)	W, 63-61
N. 9	NICHOLLS STATE (ACCNX)	L, 75-70
N. 12	at Robert Morris (ESPNU)	W, 71-57

Backyard Brawl presented by EQT

N. 15	WEST VIRGINIA (ESPNU)	L, 68-53
-------	-----------------------	----------

Rocket Mortgage Fort Myers Tip-Off

N. 18	MONMOUTH (ACCN)	W, 63-50
N. 21	ARKANSAS PINE BLUFF (ACCNX)	W, 66-41
N. 25	+ vs. Kansas State (FS1)	W, 63-59
N. 27	+ vs. Northwestern (FS1)	W, 72-59

ACC / Big Ten Challenge

D. 3	RUTGERS (ESPNU)	W, 71-60
D. 6	at [-/1] Louisville * (ACCN)	L, 64-46
D. 16	NORTHERN ILLINOIS (ACCN)	W, 59-50
D. 20	BINGHAMTON (ACCN)	W, 79-53
D. 30	CANISIUS (RSN)	W, 87-79
J. 4	WAKE FOREST * (RSN)	L, 69-65
J. 8	at North Carolina * (ACCN)	W, 73-65
J. 12	at Miami * (ACCN)	L, 66-58
J. 14	[-/11] LOUISVILLE * (ACCN)	L, 73-68
J. 18	NORTH CAROLINA * (ESPN)	W, 66-52
J. 22	BOSTON COLLEGE * (RSN)	W, 74-72
J. 25	at Syracuse * (ACCN)	L, 69-61
J. 28	at [-/9] Duke * (ESPN)	L, 79-67
F. 2	MIAMI * (ACCN)	W, 62-57
F. 5	at Notre Dame * (ACCN)	L, 80-72
F. 8	GEORGIA TECH * (RSN)	W, 73-64
F. 12	CLEMSON * (RSN)	9:00 PM
F. 15	at Virginia Tech * (ACCN)	6:00 pm
F. 18	at Florida State * (ACCN)	8:00 pm
F. 22	VIRGINIA * (ESPN2)	12:00 PM
F. 26	SYRACUSE * (ESPN/ESPN2/ACCN)	7:00 PM
F. 29	at NC State * (ACCN)	12:00 pm
M. 4	at Georgia Tech * (RSN)	9:00 pm

ACC Tournament

M. 10-14	< ACC Tournament (ESPN/ACCN)	TBD
----------	------------------------------	-----

[-/1] Pitt / Opponent AP Rank

+ - Suncoast Credit Union Arena (Fort Myers, Fla.)

< - Greensboro Coliseum (Greensboro, N.C.)

* ACC Contest

• Overtime

All Game Times are Eastern Time Zone

HOME GAMES IN BOLD CAPS

PITT INFORMATION

Pitt Panthers



2019-20 Record (ACC) 15-9 (6-7)
AP / Coaches Polls nr / nr
Last Game W, 73-64 vs. Georgia Tech (2/8)

Head Coach Jeff Capel (Duke, '97)
Pitt Record 29-28 (Second Season)
Career Record 191-138 (11th Season)

OPPONENT INFORMATION

Clemson Tigers



2019-20 Record (ACC) 11-12 (5-8)
AP / Coaches Polls nr / nr
Last Game L, 61-57 vs. Notre Dame (2/9)

Head Coach Brad Brownell (DePauw, '91)
Clemson Record 180-139 (10th Season)
Career Record 347-224 (18th Season)

SERIES HISTORY

All-Time Series	Pitt trails 6-3
In Pittsburgh	Pitt trails 3-2
At Petersen Events Center	Pitt trails 3-1
Under Jeff Capel	Pitt trails 2-0
Last Meeting	Clemson 62, Pitt 48 (2/27/19)
Current Streak	Pitt L6
In ACC Regular Season Play	Pitt trails 5-2

2019-20 PITT PANTHERS AVERAGES

No.	Name (Ht., Wt., Yr.)	Pos.	PPG	RPG	APG	Notables
0	Eric Hamilton (6-9, 230, Gr.)	F	5.3	4.2	0.2	.529 field goal percentage
1	• Xavier Johnson (6-3, 200, So.)	G	12.0	3.8	5.3	17 double-figure scoring games
2	• Trey McGowens (6-4, 190, So.)	G	12.9	3.5	3.7	team-high 45 steals
3	Ithiel Horton (6-3, 200, So.)	G	-	-	-	sitting out 2019-20 season due to NCAA transfer rules
4	Gerald Drumgoole, Jr. (6-5, 200, Fr.)	G/F	1.2	1.3	0.4	has appeared in 12 games
5	• Au'Diese Toney (6-6, 210, So.)	G/F	8.6	5.1	1.1	10.3 ppg. in ACC play
11	• Justin Champagnie (6-6, 200, Fr.)	G/F	12.6	7.3	0.5	25.0 ppg. & 10.0 rpg. over past 2 games
12	Abdoul Karim Coulibaly (6-8, 215, Fr.)	F	1.8	1.2	0.2	8 points & 4 rebounds at No. 9 Duke (1/28)
13	KJ Marshall (5-9, 165, Fr.)	G	0.0	0.0	0.0	collegiate debut vs. Binghamton (12/20)
14	Curtis Aiken, Jr. (6-1, 200, R-Fr.)	G	0.0	0.5	0.0	has appeared in 2 games
15	Kene Chukwuka (6-9, 225, Sr.)	F	-	-	-	underwent offseason hip surgery
21	• Terrell Brown (6-10, 235, Jr.)	F/C	5.2	3.6	0.1	team-high 44 blocked shots
22	Anthony Starzynski (6-3, 190, Sr.)	G	0.0	0.0	0.0	has appeared in 14 career games
23	Samson George (6-7, 220, Jr.)	F	1.3	1.7	0.0	tied career-high with 4 rebs vs. West Virginia (11/15)
24	Ryan Murphy (6-2, 185, Jr.)	G	10.1	2.6	1.6	missed the past three games due to injury
31	Onyebuchi Ezeakudo (6-0, 180, So.)	G	0.2	0.5	0.3	2 rebounds & 2 assists vs. Miami (2/2)
42	Chayce Smith (6-3, 185, So.)	G	0.0	1.0	0.0	made collegiate debut vs. Binghamton (12/20)

• - projected starter

THE OPENING TIP

- Pitt hosts Clemson Wednesday, Feb. 12 at the Petersen Events Center. Tip-off is set for 9 p.m. on the ACC's Regional Sports Network (AT&T SportsNet locally) with Tim Brando and Dan Bonner calling the contest.
- The Panthers have surpassed their season win total (15) from a year ago and have exceeded their ACC win total (6) from the previous two seasons combined. Pitt is tied for eighth (along with Boston College) in the ACC standings at 6-7.
- Pitt will partner with Coaching for Literacy to help fight childhood illiteracy at Wednesday's game. Coaches and staff will wear ties and lapel pins to help raise awareness. More information is available at www.fightforliteracygames.org. All funds raised will support children in the Pittsburgh area through Reading is Fundamental.
- **Trey McGowens** (12.9 ppg.), **Justin Champagnie** (12.6 ppg.), **Xavier Johnson** (12.0 ppg.) and **Ryan Murphy** (10.1 ppg.) combine for 47.6 points per game and 69.3 percent (1110-of-1602) of the team's scoring. The group has combined for 66 of the team's 78 double-figure scoring efforts.

BROADCAST INFORMATION

RSN (AT&T SportsNet)	Play-by-Play: Tim Brando
	Analyst: Dan Bonner
WatchESPN	es.pn/2SuSEWH
Pitt Radio Network (Flagship Station 93.7 The Fan)	Play-by-Play: Bill Hillgrove
	Analyst: Curtis Aiken
Sirius / XM (internet)	na / 371 (371)

#H2P • 1 • #ZooEra

BY THE NUMBERS

- Pitt has won four consecutive ACC home games and is looking for its first five-game conference home win streak since winning the final two home games of the 2012-13 season and the first three home conference games of the 2013-14 campaign.
- The Panthers are 8-6 in games decided by 10 points or fewer. Ten of Pitt's past 12 games have been decided by 10 points or fewer.
- Pitt has held 12 opponents to under 40.0 percent shooting from the field this season. The Panthers are 10-2 this season and 19-5 overall under **Jeff Capel** when holding the opposition below 40.0 percent shooting. Capel-led teams are 111-15 when opponents shoot less than 40.0 percent from the field.
- The Panthers have held 10 opponents to 60 points or fewer scored in a game this season. Pitt is 10-0 on the year and 17-0 under **Jeff Capel** when holding the opposition to 60 points or fewer scored. The Panthers rank third in the ACC (36th in NCAA) in scoring defense at 63.4 points per game.
- Pitt ranks second in the ACC and 21st nationally with a +3.75 turnover margin. The Panthers have forced more turnovers than they have committed in 19 games.
- The Panthers rank third in the ACC in offensive rebounds per game (11.96 orpg.) and offensive rebound percentage (.333). **Justin Champagnie** has a team-high 57 offensive boards, while **Au'Diese Toney** and **Eric Hamilton** have 44 and 40 offensive rebounds, respectively.
- The backcourt trio of **Trey McGowens** (12.9 ppg.), **Xavier Johnson** (12.0 ppg.) and **Ryan Murphy** (10.1 ppg.) combine to average 35.0 points per game. The group has accounted for 50.4 percent (808-of-1602) of the team's scoring with a combined 44 double-figure scoring efforts.

PANTHER SPOTLIGHTS



- **Xavier Johnson** is averaging 12.4 points and 6.0 assists per game with a 2.67:1 assist-to-turnover ratio over the past eight games. He had seven assists with no turnovers in Saturday's win over Georgia Tech.

- **Xavier Johnson** is one point shy of becoming the fourth player in program history to top the 800-point plateau as a sophomore. He has scored 799 points in 57 career games (14.0 ppg.). Backcourt mate **Trey McGowens** is seven points shy of reaching the 700-point mark.
- **Justin Champagnie** is averaging 17.2 points and 9.2 rebounds per game, while shooting 52.6 percent (42-of-78) from the field over the past six games. He has scored in double figures in five of the past six contests and 16 times overall.
- Sophomores **Xavier Johnson** and **Trey McGowens** have combined for 1,492 points in 57 career games (26.2 ppg.). Johnson has started every game in that stretch, while McGowens has started 55 of 57 career games.
- **Xavier Johnson** averaged 22.0 points per game on 14-of-23 (.609) shooting from the field, including 4-of-4 from three-point range in a pair of contests against Clemson last season.
- **Au'Diese Toney** is shooting 50.8 percent (61-of-120) from the field over the past 19 games after starting the season 8-of-31 (.258). He is averaging 9.6 points per game with six double-figure scoring efforts in that span.
- **Justin Champagnie**, one of the top freshman in the ACC, is tied for fourth among conference freshmen in scoring (12.6 ppg.) and third in rebounds (7.3 rpg.). He is averaging 13.0 points and 8.3 rebounds per game in conference play with three games with 20 or more points scored.
- **Eric Hamilton** and **Terrell Brown** combine to average 10.6 points, 7.3 rebounds and 2.2 blocks per game, while shooting 58.2 percent (53-of-91) from the field and 76.2 percent (32-of-42) from the foul line in conference play.
- **Xavier Johnson** and **Trey McGowens** have combined for 70.2 percent (214-of-305) of Pitt's assists this season. The tandem combined for all 16 assists in Saturday's win over Georgia Tech.



- **Justin Champagnie** was named ACC Freshman of the Week for the second time after averaging 25.0 points and 10.0 rebounds per game, while shooting 54.1 percent (20-of-37) from the field in games at Notre Dame and against Georgia Tech.

2019-20 STATS COMPARISON

	Pitt	Clemson
Points	66.8	65.8
Opp. Points	63.4	64.1
Rebounds	35.0	34.2
Opp. Rebounds	36.0	35.2
Off. Rebounds	12.0	8.5
Opp. Off. Rebounds	12.0	8.1
Field Goal Pct.	.414	.417
Opp. Field Goal Pct.	.416	.410
Three-Point Pct.	.303	.309
Opp. Three-Point Pct.	.326	.322
Three-Point FGs	5.5	8.1
Opp. Three-Point FGs	7.3	8.0
Free Throw Pct.	.726	.669
Opp. Free Throw Pct.	.697	.724
Free Throws Made	14.5	10.4
Opp. Free Throws Made	9.8	11.2
Personal Fouls	15.3	15.1
Assists	12.7	12.9
Opp. Assists	13.2	11.7
Turnovers	11.9	12.3
Opp. Turnovers	15.6	13.7
Blocked Shots	3.6	2.4
Opp. Blocked Shots	3.8	2.6
Steals	7.7	7.0
Opp. Steals	5.0	6.4

LAST TIME OUT

- **Justin Champagnie** recorded the fourth 30-point scoring game by a freshman at Pitt as the Panthers posted a 73-64 win over Georgia Tech Saturday at the Petersen Events Center.
- Champagnie tallied 30 points on 12-of-17 shooting from the field, including 3-of-4 from three-point range, and 3-of-3 from the foul line. He added nine rebounds and two steals in the win.
- Champagnie's 12 made field goals is tied for the second most in a game by a Pitt freshman.
- **Trey McGowens** recorded 14 points, a career-high nine assists and three steals, while backcourt mate **Xavier Johnson** finished with 11 points, seven assists and three steals.
- McGowens and Johnson combined for 16 assists and just two turnovers as Pitt committed just eight turnovers in the contest.
- **Terrell Brown** returned to the starting lineup to contribute nine points, six rebounds, two blocks and two steals. He went 5-of-6 from the foul line and scored all nine points in the opening half.
- The Panthers forced 22 turnovers in the game and had a 22-10 advantage in points off turnovers.
- Pitt shot 48.3 percent (14-of-29) from the field and scored 45 points in the second half of play.

Pitt Leaders

Points	Justin Champagnie (30)
Rebounds	Justin Champagnie (9)
Assists	Trey McGowens (9)
Steals	Xavier Johnson, Trey McGowens (3)
Blocks	Terrell Brown (2)

#ZOOERA CONTINUES

- **Jeff Capel** was announced as the 16th head coach in program history March 28, 2018. He owns a 191-138 record as a head coach with three NCAA Tournament appearances, including a trip to the Elite Eight in 2008.
- Capel has helped secure six top-10 recruiting classes and commitments from 23 McDonald's All-America selections in his career.

FAMILY AFFAIR

- Head coach **Jeff Capel** is joined on the coaching staff by his younger brother **Jason Capel**. They are the first brother coaching combination in the ACC since Seth Greenberg and Brad Greenberg were together on the staff at Virginia Tech from 2003-07.

SEASONED STAFF

- Head coach **Jeff Capel** has assembled an impressive coaching staff featuring three former Division I head coaches - **Tim O'Toole** (Fairfield - 1998-2006), **Milan Brown** (Holy Cross - 2010-15 & Mount St. Mary's - 2003-10) and **Jason Capel** (Appalachian State - 2010-13). Pitt and Iowa are the only programs in the country with three former head coaches serving as full-time assistant coaches.
- Capel tapped into long-standing relationships when assembling his assistant coaches. O'Toole was an assistant coach at Duke during his playing days, while Brown's first coaching job was as an assistant at Old Dominion for Jeff Capel II.

Former Head Coaches on Staff

Rk	School	Total
1.	Pitt	3
	Tim O'Toole - Fairfield	
	Milan Brown - Mount St. Mary & Holy Cross	
	Jason Capel - Appalachian State	
	Iowa	3
	Kirk Speraw - Central Florida	
	Sherman Dillard - Indiana State & James Madison	
	Billy Taylor - Lehigh	
3.	Creighton	2
	Steve Merfeld - Hampton & Evansville	
	Paul Lusk - Missouri State	
	Michigan State	2
	Dane Fife - IPFW	
	Mike Garland - Cleveland State	
	Minnesota	2
	Rob Jeter - Milwaukee	
	Ed Conroy - The Citadel & Tulane	
	Oklahoma State	2
	Scott Sutton - Oral Roberts	
	John Cooper - Miami [OH] & Tennessee State	
	South Carolina	2
	Perry Clark - Texas A&M-CC, Miami [FL] & Tulane	
	Chuck Martin - Marist	
	Tulane	2
	Ray McCallum - Ball State, Houston & Detroit	
	Kevin Johnson - Centenary	
	Washington	2
	Cameron Dollar - Seattle	
	Dave Rice - UNLV	

HOME COURT ADVANTAGE

- Pitt has compiled a 262-63 (.806) record, including a 157-10 (.940) ledger in non-conference play, at the Petersen Events Center.
- Pitt is 24-25 (.490) versus teams ranked in the top 25 of the AP Poll at the Petersen Events Center, with a 14-8 (.636) mark against top-10 teams and a 9-3 (.750) ledger versus teams ranked in the top-5.

NCAA • Homecourt Wins since 2002-03 Season

Rk	Team	Wins
1.	Kansas	279
2.	Memphis	275
3.	Kentucky	270
4.	Duke	267
	Syracuse	267
6.	Pitt	262
7.	Creighton	258
8.	Wisconsin	254
9.	Michigan State	252
10.	Gonzaga	246

through Feb. 9

SOPHOMORE SCORERS

- **Xavier Johnson** and **Trey McGowens** continue to climb the Pitt sophomore scoring charts. Johnson ranks fourth in program history, while McGowens is 13th overall, in total points through sophomore season.
- Johnson (45) and McGowens (35) have combined for 80 double-figure scoring games over the past two seasons.

Pitt • Top Scoring Marks Through Sophomore Season

Rk	Player, Years	Points (Games)
1.	DeJuan Blair, 2007-09	979 (72)
2.	Charles Smith, 1984-86	896 (58)
3.	Sam Clancy, 1977-79	825 (58)
4.	Xavier Johnson, 2018-p.	799 (57)
5.	Jerome Lane, 1985-87	786 (62)
6.	Larry Harris, 1974-76	781 (55)
7.	Chris Taft, 2003-05	778 (65)
8.	Clyde Vaughan, 1980-82	769 (61)
9.	Jason Matthews, 1987-89	743 (61)
10.	Demetrius Gore, 1984-86	734 (58)
11.	Julius Page, 2000-02	725 (68)
12.	Ricardo Greer, 1997-99	699 (56)
13.	Trey McGowens, 2018-p.	693 (57)
14.	Ashton Gibbs, 2008-10	685 (69)
	Carl Krauser, 2002-04	685 (64)

TWO-WAY TREY

- **Trey McGowens** is averaging 12.9 points, 3.5 rebounds, 3.7 assists and 1.9 steals per game. He has led the team in scoring eight times and leads the team with 18 double figures scoring games.
- McGowens ranks among the ACC leaders in scoring (T-24th - 12.9 ppg.), assists (T-11th - 3.7 apg.), free throw percentage (16th - .741), steals (T-4th - 1.9 spg.) and assist-to-turnover ratio (18th - 1.35:1).
- The Panthers are 22-13 all-time when McGowens scores in double figures, including a 7-1 mark when he scores 20 or more points.
- McGowens has collected two or more steals in a game 30 times in his career, including 14 times this season. He ranks seventh in the Pitt career record books with 1.91 steals per game.
- McGowens finished with 14 points, a career-high nine assists and three steals in a home win over Georgia Tech.

PITT SEASON & CAREER TOTALS

	2019-20	Career
Double-Figure Scoring Games		
Xavier Johnson	17 (12-5)	45 (26-19)
Trey McGowens	18 (12-6)	35 (22-13)
Ryan Murphy	11 (8-3)	16 (9-7)
Au'Diese Toney	8 (7-1)	17 (13-4)
Terrell Brown	2 (1-1)	16 (7-9)
Justin Champagnie	16 (10-6)	16 (10-6)
Eric Hamilton	5 (4-1)	13 (11-2)
Kene Chukwuka	-	2 (1-1)
30+ Point Games		
Trey McGowens	-	2 (2-0)
Justin Champagnie	1 (1-0)	1 (1-0)
Xavier Johnson	-	1 (0-1)
20+ Point Games		
Xavier Johnson	2 (2-0)	11 (7-4)
Trey McGowens	3 (2-1)	7 (6-1)
Justin Champagnie	5 (4-1)	5 (4-1)
Ryan Murphy	1 (0-1)	2 (0-2)
Au'Diese Toney	1 (0-1)	2 (1-1)
10+ Rebound Games		
Justin Champagnie	6 (3-3)	6 (3-3)
Eric Hamilton	2 (2-0)	3 (3-0)
Au'Diese Toney	1 (1-0)	2 (1-1)
Terrell Brown	-	1 (1-0)
10+ Assist Games		
Xavier Johnson	1 (1-0)	3 (3-0)
Double-Doubles		
Justin Champagnie	5 (3-2)	5 (3-2)
Eric Hamilton	2 (2-0)	3 (3-0)
Xavier Johnson	-	2 (2-0)
3+ Three-Point FG Games		
Ryan Murphy	7 (5-2)	11 (6-5)
Xavier Johnson	1 (1-0)	5 (2-3)
Trey McGowens	3 (3-0)	4 (4-0)
Justin Champagnie	4 (4-0)	4 (4-0)
Au'Diese Toney	1 (0-1)	1 (0-1)
Scoring Leaders		
Trey McGowens	8 (5-3)	19 (13-6)
Xavier Johnson	4 (3-1)	16 (6-10)
Justin Champagnie	8 (6-2)	8 (6-2)
Ryan Murphy	4 (2-2)	5 (2-3)
Terrell Brown	1 (1-0)	3 (1-2)
Eric Hamilton	1 (1-0)	3 (2-1)
Au'Diese Toney	1 (0-1)	1 (0-1)
Rebounding Leaders		
Au'Diese Toney	5 (3-2)	18 (10-8)
Justin Champagnie	15 (7-8)	15 (7-8)
Terrell Brown	1 (1-0)	13 (2-11)
Eric Hamilton	5 (4-1)	11 (9-2)
Xavier Johnson	-	5 (1-4)
Kene Chukwuka	-	4 (2-2)
Trey McGowens	1 (1-0)	2 (2-0)
Samson George	-	1 (0-1)
Assists Leaders		
Xavier Johnson	16 (11-5)	41 (22-19)
Trey McGowens	9 (5-4)	13 (6-7)
Ryan Murphy	3 (2-1)	3 (2-1)
Au'Diese Toney	1 (0-1)	1 (0-1)
Terrell Brown	-	1 (1-0)
Kene Chukwuka	-	1 (1-0)

Record in such games in ()

STREAKS

Overall	Won 1
Unranked teams anywhere	Won 1
Ranked teams anywhere	Lost 7
Home	Won 4
Home ACC	Won 4
Home non-conference	Won 6
Home unranked non-conference	Won 6
Home ranked teams	Lost 3
Home unranked teams	Won 4
Road	Lost 4
Road ACC	Lost 4
Road ranked teams	Lost 20
Road unranked teams	Lost 3
Neutral	Won 2
Neutral ranked teams	Lost 5
Neutral unranked teams	Won 2

Consecutive Made Free Throws (active streak)

Justin Champagnie	6
Ryan Murphy	6
Eric Hamilton	5
Kene Chukwuka	4
Terrell Brown	2
Trey McGowens	1
Abdoul Karim Coulibaly	1
Samson George	1

Consecutive Games (Played) with a Three-Point Field Goal

Trey McGowens	3
Justin Champagnie	2

Games Played	2019-20	Career
Eric Hamilton	24 (15-9)	106 (82-24)
Terrell Brown	24 (15-9)	88 (37-51)
Kene Chukwuka	-	63 (22-41)
Xavier Johnson	24 (15-9)	57 (29-28)
Trey McGowens	24 (15-9)	57 (29-28)
Au'Diese Toney	22 (14-8)	54 (28-26)
Ryan Murphy	21 (13-8)	40 (18-22)
Justin Champagnie	24 (15-9)	24 (15-9)
Samson George	3 (2-1)	23 (10-13)
Onyebuchi Ezeakudo	15 (10-5)	17 (11-6)
Abdoul Karim Coulibaly	17 (11-6)	17 (11-6)
Anthony Starzynski	3 (2-1)	14 (10-4)
Gerald Drumgoole, Jr.	12 (7-5)	12 (7-5)
Curtis Aiken, Jr.	2 (2-0)	2 (2-0)
KJ Marshall	1 (1-0)	1 (1-0)
Chayce Smith	1 (1-0)	1 (1-0)

Starts	Consecutive	Career
Xavier Johnson	57 (29-28)	57 (29-28)
Trey McGowens	13 (7-6)	55 (27-28)
Au'Diese Toney	8 (4-4)	44 (22-22)
Terrell Brown	1 (1-0)	38 (11-27)
Kene Chukwuka	-	30 (13-17)
Justin Champagnie	14 (8-6)	19 (13-6)
Eric Hamilton	-	18 (10-8)
Ryan Murphy	-	17 (8-9)
Gerald Drumgoole, Jr.	-	1 (1-1)

Record in such games at Pitt in ()

- McGowens recorded 24 points, six rebounds, eight assists and four steals in a road win over North Carolina. He knocked down four three-point field goals and scored 17 points in the second half.
- McGowens registered 24 points, four rebounds and two steals in an overtime loss to Louisville.
- McGowens came off the bench to score a team-high 18 points and match a career best with four threes in a win over Northern Illinois.
- McGowens recorded two steals in the win over Boston College to become the 32nd player in program history to record 100 or more steals.
- McGowens posted 25 points, eight rebounds, five assists and four steals in a road win over Robert Morris. He became the first Panther since the 1997-98 season to post at least 25 points, five rebounds, five assists and four steals in a game.

Pitt • 25+ Pts, 5+ Rebs, 5+ Asts, 4+ Stls Games since 1986-87

Player, Opponent, Date	Pts/Rebs/Asts/Stls
Trey McGowens, at Robert Morris, 11/12/19	25/8/5/4
Vonteego Cummings, St. John's, 1/22/98	27/7/6/4
Vonteego Cummings, at Georgetown, 2/17/98	32/5/8/4
Vonteego Cummings, vs. Villanova, 3/4/98	37/6/6/5
Darelle Porter, vs. Georgia Tech, 12/4/89	25/6/5/5

Pitt • Career Steals Per Game Leaders (minimum 50 games)

Rk	Player, Years	GM	STLS	SPG
1.	Kellii Taylor, 1995-99	79	202	2.56
2.	Brandin Knight, 1999-02	127	298	2.35
3.	Jerry McCullough, 1991-96	111	257	2.32
4.	Vonteego Cummings, 1995-98	103	235	2.28
5.	Carlton Neverson, 1978-80	89	194	2.18
6.	Lennie McMillian, 1979-80	59	115	1.95
7.	Trey McGowens, 2018-p.	57	109	1.91
8.	Ricardo Greer, 1997-00	117	196	1.68
9.	Dwayne Wallace, 1978-82	101	169	1.67
10.	DeJuan Blair, 2007-09	72	116	1.61

X GON' GIVE IT TO YA

- **Xavier Johnson** has scored in double figures in 45 of 57 career games and is averaging 14.0 points, 3.8 rebounds and 4.8 assists per game. Vonteego Cummings (1995-99) and Carl Krauser (2002-06) are the only players to average at least 10.0 points, 4.0 rebounds and 4.0 assists in their careers.
- Johnson ranks sixth all-time among Pitt players with 50 or more games played in assists per game.
- Johnson is one of four players in the ACC averaging at least 10.0 points, 3.5 rebounds and 5.0 assists per game.
- Johnson has recorded five or more assists 15 times and is fifth in the ACC with 5.3 assists per game. He also ranks among the league leaders in steals (T-11th - 1.5 spg.), assist-to-turnover ratio (15th - 1.58:1) and minutes (11th - 34.3 mpg.).
- Johnson dished out 10 assists in a win over Boston College for his third career double digit assist game.
- Johnson had 11 points, seven assists with no turnovers and three steals against Georgia Tech.
- Johnson matched a season-high with 20 points in a home win over North Carolina. He went 10-of-12 from the foul line and added six rebounds, six assists and two steals.
- Johnson had 20 points on 8-of-14 shooting from the field to go along with eight assists in a win over Rutgers.
- Johnson was named to the Fort Myers Tip-Off all-tournament team after averaging 11.5 points, 6.0 rebounds and 4.0 assists per game in wins over Kansas State and Northwestern.

ACC • Players Averaging 10.0+ PPG, 3.5+ RPG, 5.0+ APG

Player, Team	PPG	RPG	APG
Tre Jones, Duke	15.8	4.0	6.6
Markell Johnson, NC State	13.2	4.5	6.6
Xavier Johnson, Pitt	12.0	3.8	5.3
Kihei Clark, Virginia	10.4	4.4	6.1

Pitt • Career Assists Per Game Leaders (minimum 50 games)

Rk	Player, Years	GM	ASTS	APG
1.	Brandon Knight, 1999-03	127	785	6.2
2.	Sean Miller, 1987-92	128	744	5.8
3.	Darelle Porter, 1987-91	123	617	5.0
	Jerry McCullough, 1991-96	111	552	5.0
5.	LeVance Fields, 2005-09	131	645	4.9
6.	Xavier Johnson, 2019-p.	57	275	4.8
7.	Carl Krauser, 2002-06	126	568	4.5
8.	Vonteego Cummings, 1995-99	103	458	4.4
	Billy Culbertson, 1981-84	78	343	4.4
	James Robinson, 2012-16	136	604	4.4

JUST-IN TIME

- **Justin Champagnie** has scored in double figures 16 times and is second on the team in scoring (12.6 ppg.). He leads the Panthers with five games with 20 or more points scored.
- Champagnie has grabbed seven or more rebounds 15 times and leads the Panthers (11th in the ACC) in rebounding at 7.3 rpg. He has a team-best six double-figure rebounding games and has led Pitt in rebounds 15 times.
- Champagnie recorded the fourth 30-point game by a Pitt freshman finishing with 30 points, nine rebounds and two steals in a win over Georgia Tech. He went 12-of-17 from the field, including 3-of-4 from three-point range. The 30 points and 12 made field goals are both tied for second most in a game by a Pitt freshman.
- Champagnie recorded the 20th 20/10 game by a freshman in program history with 20 points and 11 rebounds at Notre Dame. He had 16 points and eight rebounds in the second half of play in South Bend.
- Champagnie was named ACC Freshman of the Week (Jan. 27) after averaging 15.5 points and 9.5 rebounds per game, while shooting 65.0 percent (13-of-20) from the field in a pair of games against Boston College and at Syracuse.
- Champagnie posted a double-double with 17 points and 10 rebounds in a win over Boston College. He went 8-of-14 from the field and sealed the win with a steal in the closing seconds of play.
- Champagnie recorded a double-double, finishing with 11 points and 11 rebounds, in an overtime loss to Louisville.
- Champagnie scored a season-high 22 points, including 16 in the second half of play, while adding eight rebounds and two blocks in a road win over North Carolina. He knocked down four three-pointers in a span of 3:52 in the second half to help erase a nine-point halftime deficit.
- Champagnie registered 21 points to go along with six rebounds and three steals in a win over Canisius. He went 7-of-9 from the field, including 5-of-6 from three-point range, in the contest.
- Champagnie recorded 21 points to go along with six rebounds in the title game of the Fort Myers Tip-Off. He was named MVP of the event after leading the Panthers to wins over Kansas State and Northwestern.
- Champagnie grabbed a defensive rebound in the final 30 seconds versus Monmouth to record a double-double in his first career start. He finished with 12 points and 10 rebounds in the win.

ACC • Freshmen Scoring Leaders		
Rk	Player, School	PPG
1.	Cole Anthony, North Carolina	19.8
2.	Vernon Carey, Duke	17.8
3.	Landers Nolley, Virginia Tech	17.7
4.	Justin Champagnie, Pitt	12.6
	Jay Heath, Boston College	12.6
6.	Cassius Stanley, Duke	12.4
7.	Joe Girard, Syracuse	11.8
8.	Matthew Hurt, Duke	10.4
9.	Armando Bacot, North Carolina	10.5
10.	Tyrece Radford, Virginia Tech	9.5
	Nahiem Alleyne, Virginia Tech	9.5

ACC • Freshmen Rebounding Leaders		
Rk	Player, School	RPG
1.	Vernon Carey, Duke	8.8
2.	Armando Bacot, North Carolina	8.0
3.	Justin Champagnie, Pitt	7.3
4.	Cole Anthony, North Carolina	6.8
5.	Tyrece Radford, Virginia Tech	6.2

Pitt • Top Rebounding Averages 6-6 & Under (since 1989-90)			
Rk	Player, Year	Height	RPG
1.	Ricardo Greer 1999-00	6-5	9.8
2.	Brian Shorter, 1989-90	6-6	9.4
3.	Ricardo Greer, 2000-01	6-5	7.4
	Chad Varga, 1994-95	6-6	7.4
5.	Justin Champagnie, 2019-20	6-6	7.3
6.	Ricardo Greer, 1997-98	6-5	6.7
7.	Ricardo Greer, 1998-99	6-5	6.5
	Nasir Robinson, 2011-12	6-5	6.5
9.	Brian Shorter, 1990-91	6-6	6.4
10.	Chad Varga, 1995-96	6-6	6.3

Pitt • Double-Figure Scoring Games by a FR		
Rk	Player, Year	PPG
1.	Xavier Johnson, 2019	15.5
2.	Charles Smith, 1985	15.0
3.	Sam Clancy, 1978	14.0
4.	Justin Champagnie, 2020	12.6
5.	Ricardo Greer, 1998	12.4
6.	Trey McGowens, 2019	11.6
	DeJuan Blair, 2008	11.6

Pitt • 20+ Point Scoring Games by a FR		
Rk	Player, Year	Total
1.	Xavier Johnson, 2019	9
2.	Ricardo Greer, 1998	7
3.	Charles Smith, 1985	6
4.	Justin Champagnie, 2020	5
	DeJuan Blair, 2008	5

Pitt • Double-Figure Scoring Games by a FR		
Rk	Player, Year	Total
1.	Xavier Johnson, 2019	28
2.	Sam Clancy, 1978	25
	DeJuan Blair, 2008	25
4.	Charles Smith, 1985	24
5.	Chris Taft, 2004	20
6.	Rod Brookin, 1987	17
	Trey McGowens, 2019	17
8.	Justin Champagnie, 2020	16
9.	Ricardo Greer, 1998	15
	Kellii Taylor, 1997	15

Pitt • 20+ Scoring Games by a FR		
Rk	Player, Year	Total
1.	Xavier Johnson, 2019	9
2.	Ricardo Greer, 1998	7
3.	Charles Smith, 1985	6
4.	Justin Champagnie, 2020	5
	DeJuan Blair, 2008	5

Pitt • Freshmen to Lead the Team in Rebounds		
Player, Year		RPG
Mel Bennett, 1974-75		10.2
Michael Rice, 1976-77		8.0
Sam Clancy, 1977-78		12.1
Charles Smith, 1984-85		8.0
Chris Taft, 2003-04		7.5
DeJuan Blair, 2007-08		9.1
Steven Adams, 2012-13		6.3
Shamiel Stevenson, 2017-18		4.4
Au'Diese Toney, 2018-19		5.6
Justin Champagnie, 2019-20		7.3

Pitt • Freshmen Rebounding Leaders		
Rk	Player, Year	RPG
1.	Sam Clancy, 1977-78	12.1
2.	Mel Bennett, 1974-75	10.2
3.	DeJuan Blair, 2007-08	9.1
4.	Charles Smith, 1984-85	8.0
5.	Chris Taft, 2003-04	7.5
6.	Justin Champagnie, 2019-20	7.3
7.	Ricardo Greer, 1997-98	6.7
8.	Steven Adams, 2012-13	6.3
9.	Au'Diese Toney, 2018-19	5.6
10.	Jerome Lane, 1985-86	5.1

Pitt • Double-Doubles by a FR		
Rk	Player, Year	Total
1.	Sam Clancy, 1978	15
2.	DeJuan Blair, 2008	14
3.	Charles Smith, 1985	9
4.	Chris Taft, 2004	7
5.	Justin Champagnie, 2020	5
	Ricardo Greer, 1998	5

Pitt • Double-Figure Rebounding Games by a FR		
Rk	Player, Year	Total
1.	Sam Clancy, 1978	18
2.	DeJuan Blair, 2008	15
3.	Charles Smith, 1985	9
	Chris Taft, 2004	9
5.	Mel Bennett, 1974	7
	Ricardo Greer, 1998	7

Justin Champagnie, 2020	6
--------------------------------	----------

Pitt • 20/10 Performances by FR		
Mel Bennett (24 pts, 15 rebs)	vs. Penn State, 12/7/74	
Mel Bennett (22 pts, 15 rebs)	Virginia, 2/15/75	
Sam Clancy (24 pts, 12 rebs)	at Cincinnati, 1/23/78	
Clyde Vaughan (20 pts, 11 rebs)	Delaware State, 1/17/81	
Charles Smith (26 pts, 11 rebs)	at Boston College, 1/21/85	
Charles Smith (23 pts, 16 rebs)	at Duquesne, 2/4/85	
Charles Smith (23 pts, 14 rebs)	Boston College, 2/23/85	
Ricardo Greer (23 pts, 11 rebs)	Navy, 12/18/97	
Ricardo Greer (20 pts, 10 rebs)	at Providence, 1/10/98	
Ricardo Greer (22 pts, 10 rebs)	Rutgers, 1/17/98	
Ricardo Greer (20 pts, 10 rebs)	at Connecticut, 2/14/98	
Ricardo Greer (26 pts, 10 rebs)	Providence, 2/21/98	
Ricardo Greer (23 pts, 12 rebs)	vs. Villanova, 3/4/98	
DeJuan Blair (20 pts, 14 rebs)	Houston Baptist, 11/09/07	
DeJuan Blair (20 pts, 10 rebs)	Oklahoma State, 12/15/07	
DeJuan Blair (20 pts, 14 rebs)	Seton Hall, 1/12/08	
DeJuan Blair (20 pts, 11 rebs)	Louisville, 2/24/08	
DeJuan Blair (22 pts, 14 rebs)	DePaul, 3/09/08	
Xavier Johnson (21 pts, 10 asts)	Louisville, 1/9/19	
Justin Champagnie (20 pts, 10 rebs)	at Notre Dame, 2/5/20	

Pitt • Points in a Game by a FR		
Rk	Player, Opponent, Date	Points
1.	Trey McGowens, Louisville, 1/9/19	33
2.	Justin Champagnie, Georgia Tech, 2/8/20	30
	Xavier Johnson, at Clemson, 1/14/19	30
	Trey McGowens, Florida State, 1/14/19	30
5.	Clyde Vaughan, at James Madison, 12/20/80	29

2019-20 ACC / NCAA RANKS

Team		ACC Rank	NCAA Rank
Scoring Offense	66.8	12th	290th
Scoring Defense	63.4	3rd	36th
Scoring Margin	+3.3	9th	150th
FG Pct.	.414	12th	289th
Opp. FG Pct.	.416	9th	118th
3-Pt. Pct.	.303	11th	311th
3-Pt. FGs Per Game	5.5	14th	325th
Opp. 3-Pt. Pct.	.326	8th	149th
FT Pct.	.726	7th	106th
Rebound Margin	-1.0	12th	234th
Assists	12.7	11th	215th
Assist/Turnover Ratio	1.07:1	8th	111th
Blocked Shots	3.6	9th	116th
Steals	7.7	4th	65th
Turnovers Per Game	11.9	5th	52nd
Turnover Margin	+3.7	2nd	21st

Individual		ACC Rank	NCAA Rank
------------	--	----------	-----------

Rebounds			
Justin Champagnie	7.3	11th	-

Defensive Rebounds			
Justin Champagnie	4.96	12th	-

Offensive Rebounds			
Justin Champagnie	2.38	12th	-

Free Throw Percentage			
Trey McGowens	.741	14th	-

Three-Point Field Goals Per Game			
Ryan Murphy	1.86	14th	-

Assists			
Xavier Johnson	5.3	5th	43rd
Trey McGowens	3.7	T-11th	-

Assist-to-Turnover Ratio			
Xavier Johnson	1:58:1	15th	-
Trey McGowens	1:35:1	18th	-

Steals			
Trey McGowens	1.88	4th	60th
Xavier Johnson	1.46	T-11th	-

Blocked Shots			
Terrell Brown	1.83	4th	51st

Minutes			
Xavier Johnson	34.3	T-11th	-
Trey McGowens	33.2	17th	-

ACC/NCAA rankings through games on Feb. 9

HONORS & AWARDS

Justin Champagnie	ACC Freshman of the Week (Jan. 27, Feb. 10)
	Fort Myers Tip-Off MVP
	Fort Myers Tip-Off All-Tournament Team

Eric Hamilton	Pitt Student-Athlete of the Week (Dec. 2)
---------------	---

Xavier Johnson	Fort Myers Tip-Off All-Tournament Team
----------------	--

Trey McGowens	Pitt Student-Athlete of the Week (Jan. 14)
---------------	--

Au'Diese Toney	Pitt Student-Athlete of the Week (Feb. 4)
----------------	---

Pitt • Field Goals in a Game by a FR

Rk	Player, Opponent, Date	FGM
1.	Clyde Vaughan, at James Madison, 12/20/80	14
2.	Justin Champagne, Georgia Tech, 2/8/20	12
	Sam Clancy, at Cincinnati, 1/23/78	12
	Trey McGowens, Louisville, 1/9/19	12
5.	Xavier Johnson, at Clemson, 1/14/19	10
	Rod Brookin, vs. Oklahoma, 3/15/87	10
	Ricardo Greer, Rutgers, 1/17/98	10
	Ricardo Greer, Providence, 2/21/98	10
	Chris Taft, at Providence, 3/2/04	10

TONY COMING ON STRONG

- **Au'Diese Toney** has rebounded from a slow start to the season and is currently averaging 8.6 points and 5.1 rebounds per game.
- Toney is averaging 11.7 points and 5.5 rebounds per game, while shooting 52.2 percent (48-of-92) from the field over the past 13 games.
- Toney recorded his first career double-double with 15 points and 10 rebounds in a win over Miami. He went 5-of-7 from the field and scored 13 points in the opening half of play.
- Toney posted a career-high 27 points on 11-of-19 shooting from the field at No. 9 Duke. He also established career bests in field goals, field goal attempts, three-point field goals (three) and minutes played (40).
- Toney scored 16 points on 7-of-9 shooting from the field in the win over Boston College.
- Toney went 3-of-4 from the field and 7-of-7 from the foul line in a 13-point effort against Canisius.

MURPHY MAKING HIS MARK

- **Ryan Murphy** has scored in double figures in 11 games and is fourth on the team in scoring at 10.1 points per game.
- Murphy has missed the past three games after suffering a concussion in practice Jan. 31.
- Murphy is 14th in the ACC with 1.86 three-point field goals per game. He has made three or more three-pointers in a game seven times.
- Murphy is averaging 11.8 points per game, while shooting 41.7 percent (30-of-72) from three-point range, at the Petersen Events Center. He has made three or more three-pointers in a game seven times and has made 30 of his 39 threes at home.
- Murphy made all three three-point attempts and knocked down a 17-foot pull-up with four seconds remaining in Pitt's 74-72 win over Boston College.
- Murphy came off the bench to score a career-high 28 points to go along with five rebounds, three assists and two steals against Nicholls State. He went 10-of-17 from the field, including 4-of-7 from three-point range, and 4-of-6 from the foul line in the contest. The 28 points off the bench was the second most in program history.

Pitt • Top Scoring Games off the Bench

Rk	Player, Opponent, Date	Pts
1.	Clyde Vaughan, vs. JMU, 12/20/80	29
2.	Ryan Murphy, vs. Nicholls State, 11/9/19	28
	Jason Maile, vs. St. John's, 3/9/95	28
4.	Bob McFarland, at Miami [Fla.], 1/6/68	26
	Sammie Ellis, vs. Rio Grande, 11/29/78	26
	Ashton Gibbs, at St. John's, 2/19/11	26
	Mark McCarroll, Georgia, 12/30/03	26

WHAT CAN BROWN DO FOR YOU?

- **Terrell Brown** recorded five blocked shots against Nicholls State and Robert Morris. He has recorded four or more blocks in a game four times this season and 14 times in his career.
- Brown is shooting 64.6 percent (31-of-48) from the field in ACC play.
- Brown is averaging 1.71 blocks per game for his career, fifth-best in program history. He ranks fourth in the Pitt record books with 150 career blocked shots.
- Brown went 5-of-6 from the field and finished with 11 points and seven rebounds (four offensive boards) at Syracuse.
- Brown had 10 points on 5-of-6 shooting from the field at Miami.
- Brown came off the bench to score 13 points in a season opening win over Florida State. He went 4-of-5 from the field and 5-of-6 from the foul line in the contest.
- Brown made nine consecutive field goal attempts over the first three games of the season, tied for ninth-best in program history.

Pitt • Career Blocks Per Game

Rk	Player, Years	GM	BLKS	BPG
1.	Charles Smith, 1984-88	122	346	2.84
2.	Eric Mobley, 1991-94	88	184	2.09
3.	Mark Blount, 1995-97	56	105	1.88
4.	Attila Cosby, 1997-99	55	96	1.75
5.	Terrell Brown, 2017-p.	88	150	1.71
6.	Chris Taft, 2003-05	65	110	1.69
7.	Jaime Peterson, 1993-95	54	89	1.65
8.	Sam Clancy, 1977-81	116	170	1.47
9.	Isaac Hawkins, 1996-01	118	143	1.21
10.	Aaron Gray, 2003-07	113	130	1.15

Pitt • Career Blocks

Rk	Player, Years	Blocks
1.	Charles Smith, 1984-88	346
2.	Eric Mobley, 1991-94	184
3.	Sam Clancy, 1977-81	170
4.	Terrell Brown, 2017-p.	150
5.	Isaac Hawkins, 1996-01	143

Pitt • Consecutive Field Goals Made

Rk	Player, Date	FG
1.	Ryan Luther, 12/10/16-12/21/16	15
2.	Charles Smith, 1/6/88-1/11/88	14
3.	Nasir Robinson, 1/28/12-1/30/12	13
	Brian Shorter, 2/11/90-2/13/90	13
	Eric Mobley, 11/27/93-12/1/93	13
6.	Aaron Gray, 2/16/06-2/15/06	11
7.	Dante Taylor, 2/26/12-2/29/12	10
	Mark McCarroll, 12/30/03	10
9.	6x; last by Terrell Brown, 11/6/19-11/12/19	9

HAMILTON ON THE BOARDS

- **Eric Hamilton** has grabbed eight or more rebounds five times, including 12 rebounds in wins over Kansas State and Northwestern.
- Hamilton went 5-of-7 from the field and finished with 12 points and eight rebounds in a win over Arkansas Pine-Bluff.
- Hamilton posted a double-double in consecutive games in the championship rounds of the Fort Myers Tip-Off. He had 13 points and 12 rebounds against Kansas State and followed up with 10 points and 12 rebounds in a win over Northwestern.
- Hamilton also had double figure scoring games at Louisville (10) and against Northern Illinois (10).

GETTING DEFENSIVE

- Pitt ranks third in the ACC (36th in the NCAA) in scoring defense at 63.4 points per game. The Panthers have held the opposition to 60 points or fewer 10 times.
- Pitt held North Carolina to an opponent season-low 31.7 percent shooting from the field in a 66-52 win at the Petersen Events Center. The 52 points is tied for the third fewest allowed in an ACC game by the Panthers.
- The Panthers limited Arkansas Pine Bluff to 41 points on 32.6 percent shooting from the field, while also forcing 22 turnovers. The 41 points scored is tied for the ninth-lowest total by a Pitt opponent since the 1954-55 season.
- Pitt forced a season-high 27 turnovers and posted a 32-17 advantage in points off turnovers in a win over Binghamton.

Pitt • Fewest Points Allowed in an ACC Game (since 2013-14)

Rk	Opponent, Date	Pts
1.	Clemson, 1/21/14	43
2.	Virginia, 2/2/14	48
3.	North Carolina, 1/18/20	52
	at Syracuse, 2/20/16	52
5.	Notre Dame, 3/9/19	53

Pitt • Fewest Points Allowed in a Game (since 1954-55)

Rk	Opponent, Date	Pts
1.	New Hampshire, 12/4/09	32
2.	Savannah State, 12/1/01	35
3.	Ohio Northern, 11/30/74	36
4.	Penn State, 12/6/03	37
5.	New Hampshire, 12/27/03	38
6.	Carnegie Mellon, 12/16/96	39
	Holy Cross, 12/23/14	39
8.	Bethune-Cookman, 12/15/12	40
9.	5x; last Arkansas Pine Bluff, 11/21/19	41

ACC REGULAR SEASON SWEEP

- Pitt posted a pair of wins over North Carolina to secure the program's sixth regular season sweep of a conference opponent since joining the ACC.
- The Panthers overcame a nine-point deficit to post a 73-65 win in the first meeting in Chapel Hill.
- Pitt jumped out to a 20-point halftime lead, its largest against an ACC opponent since joining the conference in 2013-14, en route to a 66-52 win over the Tar Heels at the Petersen Events Center.

Pitt • ACC Regular Season Series Sweeps (since 2013-14)

Opponents	Season
Maryland, Clemson	2013-14
Boston College, Syracuse	2014-15
Syracuse	2015-16
North Carolina	2019-20

Pitt • Largest Halftime Lead in an ACC Game

Rk	Opponent, Date	Halftime	Final
1.	North Carolina, 1/18/20	+20 (43-23)	66-52
2.	Clemson, 1/21/14	+17 (37-20)	76-43
3.	vs. Boston College, 3/12/19	+15 (36-21)	80-70
4.	North Carolina, 2/14/15	+14 (48-34)	89-76
	vs. Wake Forest, 2/13/14	+14 (39-25)	84-55
	Wake Forest, 1/11/14	+14 (40-26)	80-65
7.	at Wake Forest, 2/22/17	+12 (36-24)	59-63
8.	Virginia Tech, 2/14/17	+11 (40-29)	63-66
9.	Louisville, 1/9/19	+10 (38-28)	89-86
	NC State, 1/24/18	+10 (43-33)	68-72
	vs. North Carolina, 3/14/14	+10 (36-26)	80-75

SNAPPING THE ACC ROAD SKID

- Pitt ended a 22-game conference road losing streak that dated back to Feb. 8, 2017 with a 73-65 win at North Carolina.
- The Panthers overcame a 14-point first half deficit and a nine-point halftime deficit to win by eight points. The 17-point turnaround in the second half is the eighth largest turnaround in a road game in program history and also the ninth largest turnaround in a conference game overall.
- Pitt's win also snapped a 109 consecutive home game win streak for North Carolina when leading by five or more points at halftime.
- **Trey McGowens** (24), **Justin Champagnie** (22) and **Xavier Johnson** (17) combined for 63 of the Panthers' 73 points.
- The loss marked only the 16th time in 35 years North Carolina lost at the Smith Center when leading at the half.
- The nine-point deficit is the third largest halftime deficit overcome by an opponent at the Smith Center and the largest overcome by a North Carolina opponent since Jan. 8, 2003.

Pitt • Largest Halftime Turnaround in a Road Game

Rk	Opponent, Date	Halftime	Final	Turn
1.	at St. Francis [Pa.], 12/5/83	-12 (47-35)	94-80	+26
2.	at Duquesne (2OT), 12/2/09	-13 (33-20)	67-58	+22
3.	at Connecticut, 1/22/05	-11 (43-32)	76-66	+21
4.	at NC State, 1/4/04	-8 (34-26)	74-62	+20
	at Syracuse, 2/10/02	-8 (35-27)	75-63	+20
6.	at Georgetown, 2/24/04	-8 (28-20)	68-58	+18
	at West Virginia, 2/16/02	-8 (45-37)	85-75	+18
8.	at North Carolina, 1/8/20	-9 (37-28)	73-65	+17

Pitt • Largest Halftime Turnaround in a Conference Game

Rk	Opp. (Conference), Date	Halftime	Final	Turn
1.	at Connecticut (BEC), 1/22/05	-11 (43-32)	76-66	+21
	West Virginia (E8), 2/21/81	-4 (29-25)	81-64	+21
3.	at NC State (ACC), 1/4/04	-8 (34-26)	74-62	+20
	at Syracuse (BEC), 2/10/02	-8 (35-27)	75-63	+20
5.	Villanova (BEC), 3/6/04	-5 (22-17)	59-45	+19
	Notre Dame (BEC), 1/31/09	-6 (45-39)	93-80	+19
7.	at Georgetown (BEC), 2/24/04	-8 (28-20)	68-58	+18
	at West Virginia (BEC), 2/16/02	-8 (45-37)	85-75	+18
9.	at N. Carolina (ACC), 1/8/20	-9 (37-28)	73-65	+17

WINS VS. LOSSES

	Wins	Losses
Points	69.5	62.2
Opp. Points	58.6	71.4
Rebounds	35.5	34.0
Opp. Rebounds	34.6	38.2
Off. Rebounds	12.1	11.8
Opp. Off. Rebounds	11.8	12.4
Field Goal Pct.	.427	.393
Opp. Field Goal Pct.	.398	.445
Three-Point Pct.	.310	.291
Opp. Three-Point Pct.	.296	.370
Three-Point FGs	5.9	4.8
Opp. Three-Point FGs	6.3	9.0
Free Throw Pct.	.742	.694
Opp. Free Throw Pct.	.686	.711
Free Throws Made	15.7	12.3
Opp. Free Throws Made	8.6	11.8
Personal Fouls	14.5	16.7
Assists	13.3	11.7
Opp. Assists	11.9	15.3
Turnovers	11.9	11.9
Opp. Turnovers	17.0	13.3
Blocked Shots	3.6	3.6
Opp. Blocked Shots	3.3	4.8
Steals	8.5	6.3
Opp. Steals	5.3	4.4

KEEPING THEM OFF THE LINE

- The Panthers had a season-low seven fouls in a win over Northern Illinois. The Huskies were just 1-of-2 from the foul line in the contest. The one made free throw is tied for the second fewest by an opponent in program history, while the two attempts is tied for third fewest.
- Pitt held Binghamton to 1-of-5 shooting from the foul line, marking the second consecutive game the opposition made just one free throw.

Pitt • Opponent Fewest Made Free Throws

Rk	Opponent, Date	FTM
1.	North Florida, 12/8/12	0
2.	Binghamton, 12/20/19	1
	Northern Illinois, 12/16/19	1
	Albany, 11/28/03	1
	William & Mary, 1/3/04	1
	Connecticut, 1/31/87	1
	Howard, 11/27/12	1
	vs. Cincinnati, 12/17/13	1
	Buffalo, 1/3/76	1

Pitt • Opponent Fewest Free Throw Attempts

Rk	Opponent, Date	FTA
1.	North Florida, 12/8/12	0
2.	Albany, 11/28/03	1
3.	Northern Illinois, 12/16/19	2
	at Virginia, 3/4/17	2
5.	Miami [Fla.], 1/14/17	3
	vs. Cincinnati, 12/17/13	3
	Georgetown, 2/28/93	3
	St. Francis [Pa.], 12/20/11	3
	Howard, 11/27/12	3
10.	9x; last American, 12/22/10	4

FORT MYERS TIP-OFF TITLE

- Pitt posted wins over Monmouth, Arkansas Pine Bluff, Kansas State and Northwestern to claim the 2019 Rocket Mortgage Fort Myers Tip-Off championship. **Justin Champagnie** was named Most Valuable Player and was joined on the all-tournament team by **Xavier Johnson**.

FRESH STARTS

- **Gerald Drumgoole, Jr.** earned a starting spot against Florida State, becoming the 20th Pitt freshman to start a season opener.
- Last season, **Xavier Johnson**, **Trey McGowens** and **Au'Diese Toney** started the season opener to become the first threesome of Panther freshmen to start the season opener in program history.

FATHER-SON COACH COMBOS

- **Jeff Capel** is one of eight sons of former Division I head coaches serving in the same capacity in the NCAA this season.

Father-Son Division I Head Coach Combos

Father	Son (School)
Jeff Capel II	Jeff Capel III (Pitt)
Dick Bennett	Tony Bennett (Virginia)
Kermit Davis, Sr.	Kermit Davis, Jr. (Mississippi)
Charlie Spoonhour	Jay Spoonhour (Eastern Illinois)
Rick Pitino	Richard Pitino (Minnesota)
Ralph Willard	Kevin Willard (Seton Hall)
Tony Barone, Sr.	Brian Barone (SIUE)
Homer Drew	Scott Drew (Baylor)

FATHER-SON PITT COMBOS

- Redshirt freshman guard **Curtis Aiken, Jr.**, is the son of former Panther standout and current member of the Pitt radio broadcast team **Curtis Aiken**. The elder Aiken scored 1,200 career points for the Panthers from 1983-1987.
- Sophomore guard **Chayce Smith** joined the program as a walk-on prior to the 2019-20 season. He is the son of Pitt all-time leading scorer and 1988 NBA First Round Draft selection **Charles Smith** (third overall).

Father-Son Pitt Combos

Father (Years)	Son (Years)
Samuel David (1945-49)	Joey David (1983-86)
Brian Generalovich (1961-64)	Brock Generalovich (1989-93)
Gilbert Johnson (1988-90)	Cameron Johnson (2014-17)
Curtis Aiken (1983-87)	Curtis Aiken, Jr. (2018-p.)
Charles Smith (1984-88)	Chayce Smith (2019-p.)

PITT INKS THREE FOR 2020

- Pitt signed three outstanding high school prospects during the NCAA Division I Basketball early signing period. Pitt's current 2020 recruiting class of **Max Amadasun**, **Noah Collier** and **John Hugley** is ranked 10th in the ACC and 37th in the NCAA by 247 Sports.
- **Amadasun**, a 6-10, 230-pound center with a 7-1 wingspan from Dublin, Ireland by way of Nigeria, is highly regarded for his athleticism, shot blocking and rebounding ability. He played well this past summer for the New York Lightning on the Nike EYBL circuit averaging 6.2 points, 5.8 rebounds and 1.2 blocks per game, while shooting 57.0 percent from the field.
- **Collier**, a 6-8, 210-pound forward from the Westtown School, ranks among the top 150 players in the country according to Rivals.com. He is a versatile player with terrific athleticism and the ability to play multiple positions on the court. This summer, **Collier** averaged 8.1 points, 4.8 rebounds and 0.5 blocks per game in 17 Nike EYBL contests as a member of Team Final. As a junior, he earned second team Chester County All-Area honors after helping Westtown to a 22-10 record overall, including a 10-0 mark in the Friends School League.
- **Hugley**, a 6-9, 240-pound forward out of Ohio, is the highest player in the Pitt class and the second top 100 player signed by Capel and his staff. He is a consensus four-star prospect and ranked 95th overall by Rivals.com. **Hugley**, a first team all-district and honorable mention All-Ohio selection as a junior, averaged 16.1 points, 12.6 rebounds and 1.9 blocks per game, while leading Brush to a 21-win season and district finals appearance. This summer, he averaged 9.0 points and 6.5 rebounds per game while splitting time between All-Ohio Red and Indy Heat on the Nike EYBL circuit.
- **Hugley**, an Ohio Mr. Basketball candidate, is averaging 22.1 points, 13.3 rebounds, 3.0 assists and 1.6 blocks per game as a senior. He is currently listed No. 98 in the ESPN Top 100.

RAMON JOINS PITT STAFF

- Former Pitt standout **Ronald Ramon** has joined the Pitt Men's Basketball staff as an assistant director of operations. He assists the Pitt staff with recruiting visit logistics, alumni engagement and community service activities.
- Ramon recently concluded a professional career that included stints in Argentina, Brazil, Uruguay and Venezuela. He also represented the Dominican Republic in a number of international competitions including the 2014 FIBA World Cup and 2019 FIBA World Cup.
- A 2008 Pitt graduate, Ramon finished his collegiate career with 1,096 points, 254 rebounds, 339 assists and 100 steals, while helping the Panthers to a 101-35 record overall, four NCAA Tournament appearances and the 2008 Big East Tournament Championship. The Bronx, N.Y., native, remains ranked in the top 10 at Pitt in career three-point field goals (4th - 233), three-point attempts (4th - 590), three-point percentage (7th - .395) and assist-to-turnover ratio (5th - 2.04:1).
- Ramon averaged 6.8 points per game with 43 three-point field goals to earn Big East All-Freshman Team honors in 2005. He went on to average 8.0 or more points per game in each of the next three seasons, including a career-best 8.8 points per game while shooting 45.1 percent (74-of-164) from three-point range as a junior.

PEC UPGRADES

- Already bolstered by the \$12.5 million addition of Pitt Studios in 2018, The Petersen Events Center now features: LED lighting throughout the entire building, a new state-of-the-art centerhung video board, two end zone replay/stats boards, free public WiFi and a dedicated media WiFi network, a new media suite, enhanced and expanded premium seating areas, new in venue dining options at the PEC Food Court, and improved directional signage and environmental branding.
- Back of the house upgrades include: men's and women's basketball locker room and lounge renovations, an enhancement of the teaching space with the creation of a theatre-style video room, expansion of the basketball office space with a new grand entrance as well as conference rooms for men's and women's basketball, redesign of areas around the locker rooms to create a more dynamic pathway to and from the main court.

PITT STATISTICAL LEADERS



SCORING

#2 Trey McGowens
12.9 ppg.



REBOUNDS

#11 Justin Champagnie
7.3 rpg.



ASSISTS

#1 Xavier Johnson
5.3 apg.



STEALS

#2 Trey McGowens
1.88 spg.



BLOCKS

#21 Terrell Brown
1.83 bpg.



3PT FIELD GOALS

#24 Ryan Murphy
39 3FG



MADE FREE THROWS

#2 Trey McGowens
80 FTM



FIELD GOAL PCT

#21 Terrell Brown
.539 (48-of-89)

2019-20 PITT MEN'S BASKETBALL ROSTER

Alphabetical

NO	NAME	POS	HT	WT	CL-EXP	HOMETOWN (HIGH SCHOOL / PREVIOUS COLLEGE)
14	Curtis Aiken, Jr.	G	6-1	200	R-FR-HS	Pittsburgh, Pa. (North Allegheny)
21	Terrell Brown	F/C	6-10	235	JR-2L	Providence, R.I. (Tilton School [N.H.])
11	Justin Champagnie	G/F	6-6	200	FR-HS	Brooklyn, N.Y. (Bishop Loughlin)
15	Kene Chukwuka	F	6-9	225	SR-2L	Stockholm, Sweden (Soderslatts Gymnasiet / New Mexico JC)
12	Abdoul Karim Coulibaly	F	6-8	215	FR-HS	Bamako, Mali (Scotland Campus [Pa.])
4	Gerald Drumgoole, Jr.	G/F	6-5	200	FR-HS	Rochester, N.Y. (La Lumiere [Ind.])
31	Onyebuchi Ezeakudo	G	6-0	180	SO-1L	Fort Wayne, Ind. (Homestead)
23	Samson George	F	6-7	220	JR-2L	Minna, Nigeria (First Love Christian Academy [Pa.] / Iona)
0	Eric Hamilton	F	6-9	230	GR-TR	Atlanta, Ga. (Duluth / Wichita State / UNC Greensboro)
3	Ithiel Horton	G	6-3	200	SO-TR	Vauxhall, N.J. (Roselle Catholic / Delaware)
1	Xavier Johnson	G	6-3	200	SO-1L	Woodbridge, Va. (Bishop O'Connell)
13	KJ Marshall	G	5-9	165	FR-HS	Reading, Pa. (Trinity Christian Academy [N.C.])
2	Trey McGowens	G	6-4	190	SO-1L	Pendleton, S.C. (Hargrave Military Academy [Va.])
24	Ryan Murphy	G	6-2	185	JR-TR	Calabasas, Calif. (Calabasas / Charlotte / New Mexico JC)
42	Chayce Smith	G	6-3	185	SO-HS	Mount Laurel, N.J. (The Kiski School [Pa.])
22	Anthony Starzynski	G	6-3	190	SR-2L	Pittsburgh, Pa. (Baldwin)
5	Au'Diese Toney	G/F	6-6	210	SO-1L	Huntsville Ala. (Trinity Christian Academy [N.C.])

Numerical

NO	NAME	POS	HT	WT	CL-EXP	HOMETOWN (HIGH SCHOOL / PREVIOUS COLLEGE)
0	Eric Hamilton	F	6-9	230	GR-TR	Atlanta, Ga. (Duluth / Wichita State / UNC Greensboro)
1	Xavier Johnson	G	6-3	200	SO-1L	Woodbridge, Va. (Bishop O'Connell)
2	Trey McGowens	G	6-4	190	SO-1L	Pendleton, S.C. (Hargrave Military Academy [Va.])
3	Ithiel Horton	G	6-3	200	SO-TR	Vauxhall, N.J. (Roselle Catholic / Delaware)
4	Gerald Drumgoole, Jr.	G/F	6-5	200	FR-HS	Rochester, N.Y. (La Lumiere [Ind.])
5	Au'Diese Toney	G/F	6-6	210	SO-1L	Huntsville, Ala. (Trinity Christian Academy [N.C.])
11	Justin Champagnie	G/F	6-6	200	FR-HS	Brooklyn, N.Y. (Bishop Loughlin)
12	Abdoul Karim Coulibaly	F	6-8	215	FR-HS	Bamako, Mali (Scotland Campus [Pa.])
13	KJ Marshall	G	5-9	165	FR-HS	Reading, Pa. (Trinity Christian Academy [N.C.])
14	Curtis Aiken, Jr.	G	6-1	200	R-FR-HS	Pittsburgh, Pa. (North Allegheny)
15	Kene Chukwuka	F	6-9	225	SR-2L	Stockholm, Sweden (Soderslatts Gymnasiet / New Mexico JC)
21	Terrell Brown	F/C	6-10	235	JR-2L	Providence, R.I. (Tilton School [N.H.])
22	Anthony Starzynski	G	6-3	190	SR-2L	Pittsburgh, Pa. (Baldwin)
23	Samson George	F	6-7	220	JR-2L	Minna, Nigeria (First Love Christian Academy [Pa.] / Iona)
24	Ryan Murphy	G	6-2	185	JR-TR	Calabasas, Calif. (Calabasas / Charlotte / New Mexico JC)
31	Onyebuchi Ezeakudo	G	6-0	180	SO-1L	Fort Wayne, Ind. (Homestead)
42	Chayce Smith	G	6-3	185	SO-HS	Mount Laurel, N.J. (The Kiski School [Pa.])

Pitt Staff

Head Coach: Jeff Capel (Duke, '97)

Associate Head Coach: Tim O'Toole (Fairfield, '87)

Assistant Coach: Milan Brown (Howard, '93)

Assistant Coach: Jason Capel (North Carolina, '02)

Director of Student-Athlete Development: Jason Richards (Davidson, '08)

Director of Basketball Operations: Brian Regan (St. Vincent College, '88)


Head Strength & Conditioning Coach: Garry Christopher (Baylor, '08)

Trainer: Jennifer Brown (Northwestern, '99)

Pronunciations

Justin CHAMPAGNIE	Sham-penny
ABDOUL KARIM COULIBALY	Ab-dool Ka-reem Cool-ih-ballee
KENE CHUKWUKA	Kenn-eh Chook-woo-ka
Gerald DRUMGOOLE, Jr.	Drum-ghoul
ONYEBUCHI EZEAKUDO	O-nee-boochee Ez-e-ah-kooduh
Trey MCGOWENS	Mic-Goww-ens
Anthony STARZYNSKI	Star-zin-ski
CHAYCE Smith	Chase
AU'DIESE Toney	Awe-Deace

TV / RADIO HEAD SHOT ROSTER



0
Eric Hamilton
F • GR-TR • 6-9 • 230
Atlanta, Ga.



1
Xavier Johnson
G • SO-1L • 6-3 • 200
Woodbridge, Va.



2
Trey McGowens
G • SO-1L • 6-4 • 190
Pendleton, S.C.




3
Ithiel Horton
G • SO-TR • 6-3 • 200
Vauxhall, N.J.



4
Gerald Drumgoole, Jr.
G/F • FR-HS • 6-5 • 200
Rochester, N.Y.



5
Au'Diese Toney
G/F • SO-1L • 6-6 • 210
Huntsville, Ala.



11
Justin Champagnie
G/F • FR-HS • 6-6 • 200
Brooklyn, N.Y.




12
Abdoul Karim Coulibaly
F • FR-HS • 6-8 • 215
Bamako, Mali



13
KJ Marshall
G • FR-HS • 5-9 • 165
Reading, Pa.




14
Curtis Aiken, Jr.
G • R-FR-HS • 6-1 • 200
Pittsburgh, Pa.




15
Kene Chukwuka
F • SR-2L • 6-9 • 225
Stockholm, Sweden



21
Terrell Brown
F/C • JR-2L • 6-10 • 235
Providence, R.I.




22
Anthony Starzynski
G • SR-2L • 6-3 • 190
Pittsburgh, Pa.




23
Samson George
F • JR-2L • 6-7 • 220
Minna, Nigeria



24
Ryan Murphy
G • JR-TR • 6-2 • 185
Calabasas, Calif.



31
Onyebuchi Ezeakudo
G • SO-HS • 6-0 • 180
Fort Wayne, Ind.



42
Chayce Smith
G • SO-HS • 6-3 • 185
Mount Laurel, N.J.



Jeff Capel
Head Coach



Tim O'Toole
Associate Head Coach



Milan Brown
Assistant Coach



Jason Capel
Assistant Coach



Jason Richards
Director of SA
Development



Brian Regan
Director of Basketball
Operations



Garry Christopher
Strength &
Conditioning Coach



Ronald Ramon
Ast. Director of
Basketball Operations



Robby Lane
Graduate Manager



Jennifer Brown
Athletic Trainer



ERIC HAMILTON | #0

GR-TR • F • 6-9 • 230

Atlanta, Ga. • Duluth / Wichita State / UNC Greensboro



2019-20 GAME-BY-GAME

Opponent	Date	GS	MIN	Total		3-Pointers		Free throws		Rebounds				PF	A	T/O	BLK	STL	PTS	AVG
FG-FGA	PCT	3FG-3FGA	PCT	FT-FTA	PCT	OFF	DEF	TOT	AVG											
Florida St.	11/06/2019	*	17:44	2-2	1.000	0-0	.000	2-3	.667	3	0	3	3.0	1	0	0	0	0	6	6.0
Nicholls St.	11/09/2019	*	07:35	1-2	.500	0-0	.000	1-2	.500	2	0	2	2.5	0	0	2	1	1	3	4.5
at Robert Morris	11/12/2019		02:27	0-0	.000	0-0	.000	0-0	.000	0	0	0	1.7	0	0	0	0	0	0	3.0
West Virginia	11/15/2019		13:36	0-3	.000	0-0	.000	2-3	.667	0	1	1	1.5	2	0	0	0	1	2	2.8
Monmouth	11/18/2019		06:30	1-1	1.000	0-0	.000	0-0	.000	1	0	1	1.4	1	0	1	0	1	2	2.6
Ark.-Pine Bluff	11/21/2019		16:46	5-7	.714	0-0	.000	2-4	.500	3	5	8	2.5	4	0	1	0	1	12	4.2
vs Kansas St.	11/25/2019		30:20	4-5	.800	0-1	.000	5-6	.833	4	8	12	3.9	2	0	2	0	1	13	5.4
vs Northwestern	11/27/2019	*	26:55	4-6	.667	0-0	.000	2-4	.500	4	8	12	4.9	3	1	1	1	1	10	6.0
Rutgers	12/03/2019	*	29:37	3-8	.375	0-0	.000	0-0	.000	4	4	8	5.2	1	1	0	3	1	6	6.0
at Louisville	12/06/2019	*	22:50	5-8	.625	0-0	.000	0-0	.000	0	3	3	5.0	3	0	1	0	0	10	6.4
Northern Ill.	12/16/2019	*	20:59	3-6	.500	0-0	.000	4-4	1.000	2	1	3	4.8	0	0	1	1	0	10	6.7
Binghamton	12/20/2019	*	12:12	4-7	.571	0-0	.000	0-1	.000	1	2	3	4.7	1	0	1	0	0	8	6.8
Canisius	12/30/2019	*	03:45	0-1	.000	0-0	.000	0-0	.000	1	1	2	4.5	0	1	1	0	1	0	6.3
Wake Forest	01/04/2020	*	26:02	3-6	.500	0-1	.000	2-2	1.000	3	5	8	4.7	5	0	0	1	0	8	6.4
at North Carolina	01/08/2020	*	19:22	1-2	.500	0-0	.000	4-4	1.000	1	1	2	4.5	4	0	2	0	0	6	6.4
at Miami (FL)	01/12/2020	*	13:36	0-2	.000	0-0	.000	0-0	.000	1	2	3	4.4	1	0	0	0	0	0	6.0
Louisville	01/14/2020	*	18:17	2-5	.400	0-0	.000	2-2	1.000	2	3	5	4.5	0	1	1	1	0	6	6.0
North Carolina	01/18/2020	*	20:23	1-2	.500	0-0	.000	3-4	.750	2	2	4	4.4	2	0	0	2	0	5	5.9
Boston College	01/22/2020	*	19:57	2-2	1.000	0-0	.000	1-2	.500	1	3	4	4.4	4	0	0	0	0	5	5.9
at Syracuse	01/25/2020	*	12:07	0-2	.000	0-0	.000	2-2	1.000	1	1	2	4.3	1	0	1	2	0	2	5.7
at Duke	01/28/2020	*	09:50	1-2	.500	0-0	.000	2-2	1.000	2	4	6	4.4	2	0	1	0	0	4	5.6
Miami (FL)	02/02/2020	*	13:51	2-2	1.000	0-0	.000	0-0	.000	0	1	1	4.2	1	1	0	0	0	4	5.5
at Notre Dame	02/05/2020	*	11:48	2-3	.667	0-0	.000	0-0	.000	2	2	4	4.2	3	0	1	1	0	4	5.5
Georgia Tech	02/08/2020		16:32	1-5	.200	0-0	.000	0-0	.000	1	2	3	4.2	5	0	1	1	0	2	5.3
Totals		18	393:01	47-89	.528	0-2	.000	34-45	.756	41	59	100	4.2	46	5	18	14	8	128	5.3

				Field Goals		3-Point		F-Throws		Rebounds										Scoring	
SEASON	TEAM	GP-GS	MIN/AVG	FG-FGA	FG%	3FG-FGA	3FG%	FT-FTA	FT%	OFF	DEF	TOT	AVG	PF-FO	AST	TO	BLK	STL	PTS	AVG	
2015-16	WSU	21-0	128/6.1	23-44	.523	4-11	.364	21-32	.656	10	25	35	1.7	15-0	2	9	4	1	71	3.4	
2016-17	WSU	26-0	123/4.7	13-44	.295	2-12	.167	6-17	.353	6	28	34	1.3	16-0	1	8	5	3	34	1.3	
2018-19	UNCG	36-6	586/16.3	78-132	.591	0-0	.000	63-90	.700	54	103	157	4.4	83-2	5	26	14	8	219	6.1	
2019-20	Pitt	24-18	393/16.4	47-89	.528	0-2	.000	34-45	.756	41	59	100	4.2	46-2	5	18	14	8	128	5.3	
TOTAL FOR Pitt		24-18	393/16.4	47-89	.528	0-2	.000	34-45	.756	41	59	100	4.2	46-2	5	18	14	8	128	5.3	
TOTAL		107-24	1230/11.5	161-309	.521	6-25	.240	124-184	.674	111	215	326	3.0	160-4	13	61	37	20	452	4.2	

CAREER HIGHS

Points	17, vs. Coppin State, 12/12/18	2019-20	Career
FG	5, 3x; last at Louisville, 12/6/19	5	13
FGA	8, 2x; last at Louisville, 12/6/19	2	2
3FG	1, 7x; last vs. Kansas State, 11/25/19	2	2
3FGA	2, 3x; last vs. Evansville, 2/21/17	7	26
FT	11, vs. Coppin State, 12/12/18	3	5
FTA	15, vs. Coppin State, 12/12/18	-	1
Rebounds	12, 2x; last, vs. Northwestern, 11/27/19	7	18
Off. Rebounds	6, vs. Chattanooga, 12/29/18	1	2
Def. Rebounds	8, 2x; last vs. Northwestern, 11/27/19	14	14
Assists	1, 13x; last vs. Miami, 2/2/20		
Steals	2, at Chattanooga, 2/9/19		
Blocks	3, 2x; last vs. Rutgers, 12/3/19		
Minutes	30, 2x; last vs. Kansas State, 11/25/19		



XAVIER JOHNSON | #1



SO-1L • G • 6-3 • 200

Woodbridge, Va. • Bishop O'Connell


2019-20 GAME-BY-GAME

Opponent	Date	GS	MIN	Total		3-Pointers		Free throws		Rebounds				PF	A	T/O	BLK	STL	PTS	AVG
FG-FGA	PCT	3FG-3FGA	PCT	FT-FTA	PCT	OFF	DEF	TOT	AVG											
Florida St.	11/06/2019	*	38:04	3-11	.273	2-5	.400	5-8	.625	0	6	6	6.0	3	1	2	0	2	13	13.0
Nicholls St.	11/09/2019	*	23:33	5-10	.500	0-0	.000	0-1	.000	1	4	5	5.5	5	3	5	0	1	10	11.5
at Robert Morris	11/12/2019	*	38:01	1-9	.111	1-3	.333	4-4	1.000	0	6	6	5.7	1	7	4	0	1	7	10.0
West Virginia	11/15/2019	*	28:40	2-5	.400	0-1	.000	0-2	.000	0	1	1	4.5	3	5	5	0	2	4	8.5
Monmouth	11/18/2019	*	36:02	5-11	.455	2-4	.500	3-6	.500	0	3	3	4.2	1	9	3	0	0	15	9.8
Ark.-Pine Bluff	11/21/2019	*	31:21	5-13	.385	3-7	.429	0-0	.000	1	2	3	4.0	0	6	0	0	4	13	10.3
vs Kansas St.	11/25/2019	*	22:47	5-9	.556	0-1	.000	2-2	1.000	0	6	6	4.3	5	0	8	0	0	12	10.6
vs Northwestern	11/27/2019	*	37:53	4-12	.333	1-2	.500	2-2	1.000	0	6	6	4.5	2	8	4	0	0	11	10.6
Rutgers	12/03/2019	*	37:38	8-14	.571	2-5	.400	2-3	.667	0	3	3	4.3	1	8	4	0	2	20	11.7
at Louisville	12/06/2019	*	31:28	6-10	.600	1-1	1.000	2-4	.500	0	2	2	4.1	5	2	5	0	0	15	12.0
Northern Ill.	12/16/2019	*	31:00	3-9	.333	0-2	.000	5-6	.833	1	3	4	4.1	1	3	2	0	0	11	11.9
Binghamton	12/20/2019	*	31:44	3-6	.500	2-4	.500	1-1	1.000	1	3	4	4.1	1	6	3	1	0	9	11.7
Canisius	12/30/2019	*	35:22	5-10	.500	0-1	.000	6-6	1.000	0	1	1	3.8	3	8	4	0	4	16	12.0
Wake Forest	01/04/2020	*	35:54	3-10	.300	1-1	1.000	4-4	1.000	0	4	4	3.9	4	6	3	0	1	11	11.9
at North Carolina	01/08/2020	*	32:21	6-11	.545	1-2	.500	4-6	.667	1	2	3	3.8	3	3	6	0	1	17	12.3
at Miami (FL)	01/12/2020	*	23:42	1-5	.200	0-2	.000	2-2	1.000	1	1	2	3.7	3	3	4	0	1	4	11.8
Louisville	01/14/2020	*	41:23	3-10	.300	1-4	.250	4-6	.667	0	3	3	3.6	2	5	3	1	3	11	11.7
North Carolina	01/18/2020	*	35:17	4-11	.364	2-5	.400	10-12	.833	1	5	6	3.8	1	6	2	1	2	20	12.2
Boston College	01/22/2020	*	37:33	3-10	.300	1-1	1.000	2-2	1.000	0	4	4	3.8	3	10	5	1	1	9	12.0
at Syracuse	01/25/2020	*	39:03	3-13	.231	1-5	.200	2-4	.500	1	4	5	3.9	5	7	1	0	1	9	11.9
at Duke	01/28/2020	*	35:53	3-10	.300	0-1	.000	3-4	.750	0	4	4	3.9	4	3	3	0	0	9	11.7
Miami (FL)	02/02/2020	*	38:46	6-18	.333	1-7	.143	0-0	.000	1	1	2	3.8	1	6	2	0	3	13	11.8
at Notre Dame	02/05/2020	*	38:21	5-9	.556	2-3	.667	5-8	.625	1	4	5	3.8	2	4	2	0	3	17	12.0
Georgia Tech	02/08/2020	*	40:00	2-10	.200	0-2	.000	7-8	.875	1	2	3	3.8	2	7	0	0	3	11	12.0
Totals		24	821:45	94-246	.382	24-69	.348	75-101	.743	11	80	91	3.8	61	126	80	4	35	287	12.0

				Field Goals		3-Point		F-Throws		Rebounds								Scoring		
SEASON	TEAM	GP-GS	MIN/AVG	FG-FGA	FG%	3FG-FGA	3FG%	FT-FTA	FT%	OFF	DEF	TOT	AVG	PF-FO	AST	TO	BLK	STL	PTS	AVG
2018-19	Pitt	33-33	1051/31.8	159-383	.415	37-105	.352	157-209	.751	38	90	128	3.9	89-1	149	132	4	43	512	15.5
2019-20	Pitt	24-24	822/34.2	94-246	.382	24-69	.348	75-101	.743	11	80	91	3.8	61-4	126	80	4	35	287	12.0
TOTAL		57-57	1872/32.8	253-629	.402	61-174	.351	232-310	.748	49	170	219	3.8	150-5	275	212	8	78	799	14.0

CAREER HIGHS

Points	30, at Clemson, 1/29/19	2019-20	Career
FG	10, at Clemson, 1/29/19	-	1
FGA	19, 2x; last at Boston College, 2/5/19	2	11
3FG	3, 5x; last vs. Arkansas Pine Bluff, 11/21/19	17	45
3FGA	7, 3x; last vs. Miami, 2/2/20	1	3
FT	10, 4x; last vs. North Carolina, 1/18/20	-	2
FTA	14, vs. Boston College, 3/12/19	7	20
Rebounds	7, 3x; last at Boston College, 2/12/19	15	31
Off. Rebounds	6, at West Virginia, 12/8/18	7	18
Def. Rebounds	6, 5x; last vs. Kansas State, 11/25/19	10	23
Assists	10, 3x; last vs. Boston College, 1/22/20	20	43
Steals	4, 3x; last vs. Canisius, 12/30/19	1	4
Blocks	1, 8x; last vs. Boston College, 1/22/20	5	14
Minutes	45, at Wake Forest, 2/5/19	20	45
30+ Point Games			
20+ Point Games			
Double-Figure Points			
Double-Figure Assists			
Double-Doubles			
5 or more Rebounds			
5 or more Assists			
2 or more 3PT FG			
2 or more Steals			
30+ Minutes			
40+ Minutes			
Dunks			
Charges Drawn			



TREY MCGOWENS | #2

S0-1L • G • 6-4 • 190

Pendleton, S.C. • Hargrave Military Academy [Va.]



2019-20 GAME-BY-GAME

Opponent	Date	GS	MIN	Total		3-Pointers		Free throws		Rebounds				PF	A	T/O	BLK	STL	PTS	AVG
				FG-FGA	PCT	3FG-3FGA	PCT	FT-FTA	PCT	OFF	DEF	TOT	AVG							
Florida St.	11/06/2019	*	34:33	2-6	.333	2-4	.500	4-6	.667	1	6	7	7.0	4	5	6	0	1	10	10.0
Nicholls St.	11/09/2019	*	25:26	4-10	.400	0-4	.000	2-3	.667	1	4	5	6.0	2	2	4	0	1	10	10.0
at Robert Morris	11/12/2019	*	36:35	8-13	.615	1-1	1.000	8-10	.800	0	8	8	6.7	1	5	2	0	4	25	15.0
West Virginia	11/15/2019	*	35:13	4-9	.444	2-3	.667	3-5	.600	0	4	4	6.0	3	1	4	0	1	13	14.5
Monmouth	11/18/2019	*	32:10	4-11	.364	2-5	.400	6-6	1.000	1	5	6	6.0	0	2	3	0	0	16	14.8
Ark.-Pine Bluff	11/21/2019	*	24:32	0-3	.000	0-3	.000	0-0	.000	0	0	0	5.0	2	2	2	0	1	0	12.3
vs Kansas St.	11/25/2019	*	22:53	1-5	.200	0-3	.000	1-2	.500	0	3	3	4.7	5	1	5	0	1	3	11.0
vs Northwestern	11/27/2019	*	35:36	6-12	.500	1-5	.200	2-4	.500	0	2	2	4.4	2	3	1	0	2	15	11.5
Rutgers	12/03/2019	*	28:35	6-9	.667	0-1	.000	4-5	.800	0	3	3	4.2	4	2	2	0	4	16	12.0
at Louisville	12/06/2019	*	30:35	2-9	.222	0-1	.000	0-0	.000	2	2	4	4.2	2	3	3	0	3	4	11.2
Northern Ill.	12/16/2019	*	36:32	7-13	.538	4-8	.500	0-0	.000	1	2	3	4.1	2	3	1	0	1	18	11.8
Binghamton	12/20/2019	*	30:33	3-7	.429	2-5	.400	5-6	.833	0	0	0	3.8	1	5	1	2	2	13	11.9
Canisius	12/30/2019	*	37:20	4-9	.444	0-0	.000	6-11	.545	0	3	3	3.7	4	1	3	0	3	14	12.1
Wake Forest	01/04/2020	*	30:17	4-15	.267	1-6	.167	3-6	.500	1	1	2	3.6	2	2	2	0	2	12	12.1
at North Carolina	01/08/2020	*	39:13	8-17	.471	4-8	.500	4-6	.667	0	6	6	3.7	4	8	4	0	4	24	12.9
at Miami (FL)	01/12/2020	*	39:29	6-16	.375	1-3	.333	5-5	1.000	0	3	3	3.7	2	7	3	0	1	18	13.2
Louisville	01/14/2020	*	38:09	8-22	.364	2-7	.286	6-8	.750	1	3	4	3.7	4	3	5	0	2	24	13.8
North Carolina	01/18/2020	*	34:40	1-10	.100	1-5	.200	2-2	1.000	2	4	6	3.8	4	3	1	0	2	5	13.3
Boston College	01/22/2020	*	31:14	5-14	.357	0-3	.000	4-5	.800	2	0	2	3.7	3	3	2	0	2	14	13.4
at Syracuse	01/25/2020	*	29:26	2-8	.250	1-4	.250	2-2	1.000	0	2	2	3.7	3	3	0	0	2	7	13.1
at Duke	01/28/2020	*	30:03	0-7	.000	0-2	.000	2-2	1.000	0	3	3	3.6	2	6	2	0	1	2	12.5
Miami (FL)	02/02/2020	*	33:40	5-16	.313	3-10	.300	4-4	1.000	0	4	4	3.6	2	4	4	0	0	17	12.7
at Notre Dame	02/05/2020	*	38:20	5-9	.556	2-4	.500	3-4	.750	1	0	1	3.5	1	5	3	0	2	15	12.8
Georgia Tech	02/08/2020	*	38:02	4-12	.333	2-8	.250	4-6	.667	1	2	3	3.5	1	9	2	0	3	14	12.9
Totals		23	793:06	99-262	.378	31-103	.301	80-108	.741	14	70	84	3.5	60	88	65	2	45	309	12.9

				Field Goals		3-Point		F-Throws		Rebounds				Scoring						
SEASON	TEAM	GP-GS	MIN/AVG	FG-FGA	FG%	3FG-3FGA	3FG%	FT-FTA	FT%	OFF	DEF	TOT	AVG	PF-FO	AST	TO	BLK	STL	PTS	AVG
2018-19	Pitt	33-32	918/27.8	113-271	.417	32-98	.327	126-165	.764	20	85	105	3.2	93-3	55	80	3	64	384	11.6
2019-20	Pitt	24-23	793/33.0	99-262	.378	31-103	.301	80-108	.741	14	70	84	3.5	60-1	88	65	2	45	309	12.9
TOTAL		57-55	1711/30.0	212-533	.398	63-201	.313	206-273	.755	34	155	189	3.3	153-4	143	145	5	109	693	12.2

CAREER HIGHS

Points	33, vs. Louisville, 1/9/19	2019-20	Career
FG	12, vs. Louisville, 1/9/19	30+ Point Games	-
FGA	22, vs. Louisville, 1/14/20	20+ Point Games	7
3FG	4, 3x; last at North Carolina, 1/8/20	Double-Figure Points	18
3FGA	10, vs. Miami, 2/2/20	5 or more Rebounds	6
FT	18, vs. Florida State, 1/14/19	4 or more Assists	9
FTA	19, vs. Florida State, 1/14/19	2 or more 3PT FG	10
Rebounds	8, at Robert Morris, 11/12/19	2 or more Steals	14
Off. Rebounds	2, 7x; last vs. Boston College, 1/22/20	20+ Minutes	24
Def. Rebounds	8, at Robert Morris, 11/12/19	30+ Minutes	19
Assists	9, vs. Georgia Tech, 2/8/20	Dunks	12
Steals	7, at West Virginia, 12/8/18	Charges Drawn	6
Blocks	2, vs. Binghamton, 12/20/19		
Minutes	39, 3x; last at Miami, 1/12/20		



GERALD DRUMGOOLE, JR. | #4



FR-HS • G/F • 6-5 • 200
Rochester, N.Y. • La Lumiere [Ind.]

2019-20 GAME-BY-GAME

Opponent	Date	GS	MIN	Total		3-Pointers		Free throws		Rebounds										
				FG-FGA	PCT	3FG-3FGA	PCT	FT-FTA	PCT	OFF	DEF	TOT	AVG	PF	A	T/O	BLK	STL	PTS	AVG
Florida St.	11/06/2019	*	19:41	0-4	.000	0-3	.000	0-0	.000	0	1	1	1.0	1	1	2	0	1	0	0.0
Nicholls St.	11/09/2019	*	13:46	1-2	.500	0-1	.000	0-1	.000	1	0	1	1.0	0	0	2	0	1	2	1.0
at Robert Morris	11/12/2019		05:54	0-1	.000	0-1	.000	0-0	.000	0	1	1	1.0	2	0	1	0	0	0	0.7
West Virginia	11/15/2019		07:46	0-1	.000	0-1	.000	3-6	.500	3	1	4	1.8	2	1	0	0	0	3	1.3
Canisius	12/30/2019		04:09	1-2	.500	0-1	.000	2-2	1.000	1	1	2	1.8	0	0	2	0	0	4	1.8
Wake Forest	01/04/2020		06:51	0-1	.000	0-1	.000	0-0	.000	1	1	2	1.8	1	1	0	0	0	0	1.5
at North Carolina	01/08/2020		10:06	0-2	.000	0-1	.000	0-0	.000	0	1	1	1.7	2	0	0	0	0	0	1.3
North Carolina	01/18/2020		11:58	0-2	.000	0-1	.000	0-0	.000	1	0	1	1.6	0	0	1	0	0	0	1.1
at Syracuse	01/25/2020		07:03	1-3	.333	0-2	.000	0-0	.000	0	0	0	1.4	2	1	0	1	0	2	1.2
Miami (FL)	02/02/2020		03:21	0-0	.000	0-0	.000	0-0	.000	0	1	1	1.4	0	0	0	0	0	0	1.1
at Notre Dame	02/05/2020		12:10	1-3	.333	1-2	.500	0-0	.000	0	1	1	1.4	0	1	1	0	0	3	1.3
Georgia Tech	02/08/2020		04:48	0-1	.000	0-0	.000	0-0	.000	0	0	0	1.3	1	0	1	0	0	0	1.2
Totals		2	107:34	4-22	.182	1-14	.071	5-9	.556	7	8	15	1.3	11	5	10	1	2	14	1.2

				Field Goals		3-Point		F-Throws		Rebounds										Scoring	
SEASON	TEAM	GP-GS	MIN/AVG	FG-FGA	FG%	3FG-FGA	3FG%	FT-FTA	FT%	OFF	DEF	TOT	AVG	PF-FO	AST	TO	BLK	STL	PTS	AVG	
2019-20	Pitt	12-2	108/9.0	4-22	.182	1-14	.071	5-9	.556	7	8	15	1.3	11-0	5	10	1	2	14	1.2	
TOTAL		12-2	108/9.0	4-22	.182	1-14	.071	5-9	.556	7	8	15	1.3	11-0	5	10	1	2	14	1.2	

CAREER HIGHS

Points	4, vs. Canisius, 12/30/19	2019-20	Career
FG	2 vs. Nicholls State, 11/9/19	-	-
FGA	4, vs. Florida State, 11/6/19	-	-
3FG	1, at Notre Dame, 2/5/20	-	-
3FGA	3, vs. Florida State, 11/6/19	-	-
FT	3, vs. West Virginia, 11/15/19	-	-
FTA	6, vs. West Virginia, 11/15/19	1	1
Rebounds	4, vs. West Virginia, 11/15/19	-	-
Off. Rebounds	3, vs. West Virginia, 11/15/19	-	-
Def. Rebounds	1, 8x; last at Notre Dame, 2/5/20	-	-
Assists	1, 5x; last at Notre Dame, 2/5/20	-	-
Steals	1, 2x; last vs. Nicholls State, 11/9/19	-	-
Blocks	1, at Syracuse, 1/25/20	-	-
Minutes	20, vs. Florida State, 11/6/19	-	-
Double-Figure Points		-	-
5 or more Rebounds		-	-
2 or more 3PT FG		-	-
2 or more Steals		-	-
20+ Minutes		1	1
30+ Minutes		-	-
Dunks		-	-
Charges Drawn		-	-



AU'DIESE TONEY | #5



SO-1L • G/F • 6-6 • 210

Huntsville, Ala. • Trinity Christian Academy [N.C.]

2019-20 GAME-BY-GAME

Opponent	Date	GS	MIN	Total		3-Pointers		Free throws		Rebounds				PF	A	T/O	BLK	STL	PTS	AVG
				FG-FGA	PCT	3FG-3FGA	PCT	FT-FTA	PCT	OFF	DEF	TOT	AVG							
Florida St.	11/06/2019	*	13:11	0-7	.000	0-3	.000	0-0	.000	2	0	2	2.0	1	1	0	0	1	0	0.0
Nicholls St.	11/09/2019	*	34:12	2-5	.400	0-2	.000	0-0	.000	1	8	9	5.5	1	3	1	0	0	4	2.0
at Robert Morris	11/12/2019	*	30:20	3-6	.500	1-1	1.000	4-4	1.000	3	2	5	5.3	3	0	1	0	0	11	5.0
West Virginia	11/15/2019	*	16:18	0-4	.000	0-1	.000	1-2	.500	1	2	3	4.8	1	0	1	0	0	1	4.0
Monmouth	11/18/2019		28:02	2-4	.500	0-1	.000	6-8	.750	4	3	7	5.2	2	1	1	0	0	10	5.2
Ark.-Pine Bluff	11/21/2019		26:18	1-5	.200	0-1	.000	3-6	.500	3	3	6	5.3	1	1	0	0	1	5	5.2
vs Kansas St.	11/25/2019		10:07	1-1	1.000	0-0	.000	0-0	.000	0	1	1	4.7	2	0	1	0	0	2	4.7
vs Northwestern	11/27/2019		19:00	3-5	.600	0-1	.000	0-0	.000	1	2	3	4.5	1	0	0	0	0	6	4.9
Rutgers	12/03/2019		28:54	3-4	.750	1-2	.500	3-4	.750	1	1	2	4.2	1	3	1	0	2	10	5.4
at Louisville	12/06/2019	*	32:05	3-6	.500	1-2	.500	0-0	.000	3	4	7	4.5	5	2	0	0	1	7	5.6
Northern Ill.	12/16/2019	*	24:56	2-7	.286	0-2	.000	0-1	.000	2	5	7	4.7	0	2	0	0	1	4	5.5
Binghamton	12/20/2019	*	28:34	4-5	.800	0-0	.000	2-2	1.000	2	4	6	4.8	1	2	0	0	4	10	5.8
Canisius	12/30/2019	*	29:58	3-4	.750	0-0	.000	7-7	1.000	3	0	3	4.7	2	0	0	0	1	13	6.4
at Miami (FL)	01/12/2020		22:52	4-7	.571	1-2	.500	0-2	.000	3	2	5	4.7	0	1	0	0	0	9	6.6
Louisville	01/14/2020	*	31:43	2-4	.500	1-2	.500	2-4	.500	3	3	6	4.8	5	1	2	0	1	7	6.6
North Carolina	01/18/2020	*	32:08	3-6	.500	0-2	.000	3-4	.750	1	6	7	4.9	3	1	4	0	2	9	6.8
Boston College	01/22/2020	*	38:26	7-9	.778	1-1	1.000	1-3	.333	2	3	5	4.9	1	1	1	0	0	16	7.3
at Syracuse	01/25/2020	*	27:35	2-7	.286	1-3	.333	3-4	.750	0	5	5	4.9	3	1	2	0	4	8	7.3
at Duke	01/28/2020	*	40:00	11-19	.579	3-4	.750	2-2	1.000	2	2	4	4.9	3	1	0	0	0	27	8.4
Miami (FL)	02/02/2020	*	40:00	6-15	.400	1-5	.200	2-3	.667	5	5	10	5.2	2	0	0	0	2	15	8.7
at Notre Dame	02/05/2020	*	32:11	3-9	.333	1-5	.200	2-2	1.000	0	4	4	5.1	0	2	1	1	1	9	8.7
Georgia Tech	02/08/2020	*	38:58	3-7	.429	0-2	.000	0-2	.000	2	3	5	5.1	1	0	2	0	1	6	8.6
Totals		16	625:47	68-146	.466	12-42	.286	41-60	.683	44	68	112	5.1	39	23	18	1	22	189	8.6

				Field Goals		3-Point		F-Throws		Rebounds				Scoring						
SEASON	TEAM	GP-GS	MIN/AVG	FG-FGA	FG%	3FG-FGA	3FG%	FT-FTA	FT%	OFF	DEF	TOT	AVG	PF-FO	AST	TO	BLK	STL	PTS	AVG
2018-19	Pitt	32-28	809/25.3	80-222	.360	17-69	.246	63-95	.663	62	117	179	5.6	62-2	15	34	4	22	240	7.5
2019-20	Pitt	22-16	626/28.4	68-146	.466	12-42	.286	41-60	.683	44	68	112	5.1	39-2	23	18	1	22	189	8.6
TOTAL		54-44	1434/26.6	148-368	.402	29-111	.261	104-155	.671	106	185	291	5.4	101-4	38	52	5	44	429	7.9

CAREER HIGHS

	2019-20	Career
Points	27, at Duke, 1/28/20	
FG	11, at Duke, 1/28/20	
FGA	19, at Duke, 1/28/20	
3FG	3, at Duke, 1/28/20	
3FGA	5, 2x; last at Notre Dame, 2/5/20	
FT	8, vs. New Orleans, 12/20/18	
FTA	9, vs. North Alabama, 11/17/18	
Rebounds	11, at Georgia Tech, 2/20/19	
Off. Rebounds	5, 2x; last vs. Miami, 2/2/20	
Def. Rebounds	9, vs. Niagara, 12/3/18	
Assists	3, 2x; last vs. Rutgers, 12/3/19	
Steals	4, 2x; last at Syracuse, 1/25/20	
Blocks	2, vs. Saint Louis, 11/21/18	
Minutes	40, 2x; last vs. Miami, 2/2/20	
20+ Point Games	1	2
Double-Figure Points	8	17
Double-Figure Rebounds	1	2
5 or more Rebounds	14	31
2 or more 3PT FG	1	6
2 or more Steals	5	9
2 or more Blocks	-	1
20+ Minutes	18	40
30+ Minutes	11	22
Dunks	7	14
Charges Drawn	3	6



JUSTIN CHAMPAGNIE | #11

FR-HS • G/F • 6-6 • 200
Brooklyn, N.Y. • Bishop Loughlin



2019-20 GAME-BY-GAME

Opponent	Date	GS	MIN	Total		3-Pointers		Free throws		Rebounds				PF	A	T/O	BLK	STL	PTS	AVG
				FG-FGA	PCT	3FG-3FGA	PCT	FT-FTA	PCT	OFF	DEF	TOT	AVG							
Florida St.	11/06/2019		23:04	2-9	.222	2-5	.400	2-4	.500	2	4	6	6.0	3	0	0	0	0	8	8.0
Nicholls St.	11/09/2019		26:06	1-6	.167	0-2	.000	3-4	.750	1	1	2	4.0	4	1	1	2	0	5	6.5
at Robert Morris	11/12/2019		22:35	4-6	.667	0-0	.000	2-2	1.000	3	2	5	4.3	1	0	2	0	0	10	7.7
West Virginia	11/15/2019		28:58	4-13	.308	0-3	.000	4-4	1.000	1	4	5	4.5	4	0	0	0	1	12	8.8
Monmouth	11/18/2019	*	24:34	4-8	.500	0-2	.000	4-4	1.000	2	8	10	5.6	3	1	1	1	1	12	9.4
Ark.-Pine Bluff	11/21/2019	*	30:54	8-12	.667	0-1	.000	2-3	.667	2	4	6	5.7	1	1	1	0	3	18	10.8
vs Kansas St.	11/25/2019	*	35:11	4-9	.444	0-3	.000	4-4	1.000	2	4	6	5.7	2	0	1	3	1	12	11.0
vs Northwestern	11/27/2019	*	30:48	9-20	.450	3-11	.273	0-0	.000	2	4	6	5.8	2	1	1	0	0	21	12.3
Rutgers	12/03/2019	*	27:02	0-6	.000	0-3	.000	0-0	.000	1	4	5	5.7	4	0	1	0	0	0	10.9
at Louisville	12/06/2019		34:09	0-7	.000	0-4	.000	1-2	.500	2	5	7	5.8	0	1	1	1	1	1	9.9
Northern Ill.	12/16/2019	*	26:56	4-11	.364	0-1	.000	0-0	.000	1	6	7	5.9	0	0	1	0	3	8	9.7
Binghamton	12/20/2019	*	30:20	6-13	.462	0-2	.000	2-4	.500	5	5	10	6.3	1	1	0	1	2	14	10.1
Canisius	12/30/2019	*	32:55	7-9	.778	5-6	.833	2-2	1.000	1	5	6	6.2	3	0	4	0	3	21	10.9
Wake Forest	01/04/2020	*	39:17	4-12	.333	1-6	.167	2-2	1.000	1	7	8	6.4	1	1	1	0	0	11	10.9
at North Carolina	01/08/2020	*	40:00	7-12	.583	4-7	.571	4-4	1.000	2	6	8	6.5	1	0	1	2	2	22	11.7
at Miami (FL)	01/12/2020	*	37:45	3-16	.188	0-4	.000	2-2	1.000	6	5	11	6.8	2	0	1	1	3	8	11.4
Louisville	01/14/2020	*	44:21	3-4	.750	1-2	.500	4-4	1.000	2	9	11	7.0	3	1	1	2	1	11	11.4
North Carolina	01/18/2020	*	14:54	2-8	.250	1-4	.250	0-2	.000	1	1	2	6.7	5	0	0	0	1	5	11.1
Boston College	01/22/2020	*	36:09	8-14	.571	1-4	.250	0-0	.000	4	6	10	6.9	2	1	2	1	1	17	11.4
at Syracuse	01/25/2020	*	25:25	5-6	.833	0-0	.000	4-6	.667	1	8	9	7.0	3	1	0	0	1	14	11.5
at Duke	01/28/2020	*	40:00	5-12	.417	1-5	.200	2-2	1.000	2	5	7	7.0	0	0	2	1	1	13	11.6
Miami (FL)	02/02/2020	*	36:39	3-9	.333	0-1	.000	3-4	.750	5	4	9	7.1	4	2	1	0	1	9	11.5
at Notre Dame	02/05/2020	*	35:39	8-20	.400	2-5	.400	2-2	1.000	4	7	11	7.3	2	0	0	0	1	20	11.8
Georgia Tech	02/08/2020	*	38:12	12-17	.706	3-4	.750	3-3	1.000	4	5	9	7.3	0	0	0	1	2	30	12.6
Totals		19	761:53	113-259	.436	24-85	.282	52-64	.813	57	119	176	7.3	51	12	23	16	29	302	12.6

				Field Goals		3-Point		F-Throws		Rebounds										Scoring	
SEASON	TEAM	GP-GS	MIN/AVG	FG-FGA	FG%	3FG-FGA	3FG%	FT-FTA	FT%	OFF	DEF	TOT	AVG	PF-FO	AST	TO	BLK	STL	PTS	AVG	
2019-20	Pitt	24-19	762/31.7	113-259	.436	24-85	.282	52-64	.813	57	119	176	7.3	51-1	12	23	16	29	302	12.6	
TOTAL		24-19	762/31.7	113-259	.436	24-85	.282	52-64	.813	57	119	176	7.3	51-1	12	23	16	29	302	12.6	

CAREER HIGHS

Points	30, vs. Georgia Tech, 2/8/20	2019-20	Career
FG	12, vs. Georgia Tech, 2/8/20	30+ Point Games	1
FGA	20, 2x; last at Notre Dame, 2/5/20	20+ Point Games	5
3FG	5, vs. Canisius, 12/30/19	Double-Figure Points	16
3FGA	11, vs. Northwestern, 11/27/19	Double-Doubles	5
FT	4, 6x; last at Syracuse, 1/25/20	Double-Figure Rebounds	6
FTA	6, at Syracuse, 1/25/20	5 or more Rebounds	22
Rebounds	11, 3x; last at Notre Dame, 2/5/20	2 or more 3PT FG	6
Off. Rebounds	6, at Miami, 1/12/20	2 or more Steals	7
Def. Rebounds	9, vs. Louisville, 1/14/20	2 or more Blocks	4
Assists	2, vs. Miami, 2/2/20	20+ Minutes	23
Steals	3, 4x; last at Miami, 1/12/20	30+ Minutes	16
Blocks	3, vs. Kansas State, 11/25/19	40+ Minutes	3
Minutes	44, vs. Louisville, 1/14/20	Dunks	18



ABDOUL KARIM COULIBALY | #12



FR-HS • F • 6-8 • 215

Bamako, Mali • Scotland Campus [Pa.]

2019-20 GAME-BY-GAME

Opponent	Date	GS	MIN	Total		3-Pointers		Free throws		Rebounds											
				FG-FGA	PCT	3FG-3FGA	PCT	FT-FTA	PCT	OFF	DEF	TOT	AVG	PF	A	T/O	BLK	STL	PTS	AVG	
Nicholls St.	11/09/2019		04:14	0-0	.000	0-0	.000	0-0	.000	0	0	0	0.0	0	0	0	0	0	0	0.0	
at Robert Morris	11/12/2019		00:46	0-0	.000	0-0	.000	0-0	.000	0	0	0	0.0	0	0	0	0	0	0	0.0	
West Virginia	11/15/2019		19:00	2-6	.333	0-0	.000	0-2	.000	1	0	1	0.3	3	0	0	0	0	4	1.3	
Monmouth	11/18/2019		10:04	1-3	.333	0-0	.000	0-0	.000	0	1	1	0.5	2	0	1	1	1	2	1.5	
Ark.-Pine Bluff	11/21/2019		14:22	2-6	.333	0-1	.000	0-0	.000	1	3	4	1.2	1	2	0	0	0	4	2.0	
vs Kansas St.	11/25/2019		09:09	0-1	.000	0-0	.000	0-0	.000	0	0	0	1.0	1	0	1	1	1	0	1.7	
at Louisville	12/06/2019		01:07	0-0	.000	0-0	.000	0-0	.000	0	0	0	0.9	0	0	0	0	0	0	1.4	
Northern Ill.	12/16/2019		05:56	0-0	.000	0-0	.000	1-2	.500	0	1	1	0.9	1	0	1	0	0	1	1.4	
Binghamton	12/20/2019		14:58	4-8	.500	0-0	.000	1-3	.333	2	0	2	1.0	1	0	2	0	1	9	2.2	
Canisius	12/30/2019		14:44	0-3	.000	0-0	.000	0-1	.000	2	2	4	1.3	3	1	0	0	0	0	2.0	
Wake Forest	01/04/2020		04:18	0-0	.000	0-0	.000	0-0	.000	1	1	2	1.4	1	0	0	0	0	0	1.8	
at North Carolina	01/08/2020		03:01	0-0	.000	0-0	.000	0-0	.000	0	0	0	1.3	1	0	0	0	0	0	1.7	
Boston College	01/22/2020		07:36	0-1	.000	0-0	.000	0-0	.000	1	0	1	1.2	1	0	1	0	0	0	1.5	
at Duke	01/28/2020		21:52	3-4	.750	0-0	.000	2-4	.500	2	2	4	1.4	0	1	1	0	0	8	2.0	
Miami (FL)	02/02/2020		09:26	1-3	.333	0-0	.000	0-0	.000	1	0	1	1.4	0	0	0	0	0	2	2.0	
at Notre Dame	02/05/2020		05:06	0-2	.000	0-0	.000	0-0	.000	0	0	0	1.3	0	0	0	0	0	0	1.9	
Georgia Tech	02/08/2020		04:50	0-0	.000	0-0	.000	1-2	.500	0	0	0	1.2	1	0	0	0	1	1	1.8	
Totals		0	150:30	13-37	.351	0-1	.000	5-14	.357	11	10	21	1.2	16	4	7	2	4	31	1.8	

				Field Goals		3-Point		F-Throws		Rebounds				Scoring						
SEASON	TEAM	GP-GS	MIN/AVG	FG-FGA	FG%	3FG-FGA	3FG%	FT-FTA	FT%	OFF	DEF	TOT	AVG	PF-FO	AST	TO	BLK	STL	PTS	AVG
2019-20	Pitt	17-0	151/8.9	13-37	.351	0-1	.000	5-14	.357	11	10	21	1.2	16-0	4	7	2	4	31	1.8
TOTAL		17-0	151/8.9	13-37	.351	0-1	.000	5-14	.357	11	10	21	1.2	16-0	4	7	2	4	31	1.8

CAREER HIGHS

Points	9, vs. Binghamton, 12/20/19	2019-20	Career
FG	4, vs. Binghamton, 12/20/19	2	2
FGA	8, vs. Binghamton, 12/20/19	3	3
3FG	-	-	-
3FGA	1, vs. Arkansas Pine Bluff, 11/21/19	-	-
FT	2, at Duke, 1/28/20	4	4
FTA	4, at Duke, 1/28/20	1	1
Rebounds	4, 3x; last at Duke, 1/28/20	1	1
Off. Rebounds	2, 3x; last at Duke, 1/28/20		
Def. Rebounds	3, vs. Arkansas Pine Bluff, 11/21/19		
Assists	2, vs. Arkansas Pine Bluff, 11/21/19		
Steals	1, 3x; last vs. Binghamton, 12/20/19		
Blocks	1, 2x; last vs. Kansas State, 11/25/19		
Minutes	22, at Duke, 1/28/20		



TERRELL BROWN | #21



JR-2L • F/C • 6-10 • 235
Providence, R.I. • Tilton School [N.H.]

2019-20 GAME-BY-GAME

Opponent	Date	GS	MIN	Total		3-Pointers		Free throws		Rebounds				PF	A	T/O	BLK	STL	PTS	AVG
				FG-FGA	PCT	3FG-3FGA	PCT	FT-FTA	PCT	OFF	DEF	TOT	AVG							
Florida St.	11/06/2019		22:16	4-5	.800	0-0	.000	5-6	.833	2	1	3	3.0	2	0	0	1	0	13	13.0
Nicholls St.	11/09/2019		28:11	4-4	1.000	0-0	.000	0-1	.000	3	2	5	4.0	0	0	0	5	1	8	10.5
at Robert Morris	11/12/2019	*	36:13	2-5	.400	0-0	.000	4-7	.571	3	6	9	5.7	0	1	0	5	2	8	9.7
West Virginia	11/15/2019	*	10:56	1-4	.250	0-1	.000	0-0	.000	0	2	2	4.8	3	0	0	1	0	2	7.8
Monmouth	11/18/2019	*	22:20	2-4	.500	0-0	.000	0-0	.000	1	1	2	4.2	2	0	3	0	0	4	7.0
Ark.-Pine Bluff	11/21/2019	*	13:55	2-3	.667	0-0	.000	1-1	1.000	1	0	1	3.7	1	0	0	0	0	5	6.7
vs Kansas St.	11/25/2019	*	26:18	2-4	.500	0-2	.000	4-5	.800	2	1	3	3.6	1	0	1	2	0	8	6.9
vs Northwestern	11/27/2019		13:56	0-2	.000	0-0	.000	0-0	.000	0	4	4	3.6	1	0	1	0	0	0	6.0
Rutgers	12/03/2019		10:23	1-1	1.000	0-0	.000	2-2	1.000	1	2	3	3.6	4	0	1	2	0	4	5.8
at Louisville	12/06/2019		16:03	2-3	.667	0-0	.000	0-0	.000	2	2	4	3.6	1	0	1	0	0	4	5.6
Northern Ill.	12/16/2019		13:05	1-3	.333	0-0	.000	1-2	.500	2	1	3	3.5	1	0	0	1	0	3	5.4
Binghamton	12/20/2019		11:09	1-6	.167	0-0	.000	1-2	.500	2	2	4	3.6	1	0	2	3	1	3	5.2
Canisius	12/30/2019		21:06	1-5	.200	0-1	.000	1-2	.500	2	2	4	3.6	3	1	0	4	2	3	5.0
Wake Forest	01/04/2020		16:59	2-3	.667	0-0	.000	1-2	.500	1	0	1	3.4	4	0	1	1	1	5	5.0
at North Carolina	01/08/2020		17:33	0-0	.000	0-0	.000	0-0	.000	0	0	0	3.2	2	0	0	2	0	0	4.7
at Miami (FL)	01/12/2020		26:24	5-6	.833	0-0	.000	0-0	.000	2	2	4	3.3	3	0	0	1	0	10	5.0
Louisville	01/14/2020		26:35	1-3	.333	0-0	.000	1-2	.500	2	1	3	3.2	5	0	1	4	0	3	4.9
North Carolina	01/18/2020		19:37	4-4	1.000	0-0	.000	1-3	.333	1	3	4	3.3	4	0	0	3	1	9	5.1
Boston College	01/22/2020		11:47	1-2	.500	0-0	.000	0-0	.000	1	1	2	3.2	3	1	2	2	0	2	4.9
at Syracuse	01/25/2020		27:53	5-6	.833	0-0	.000	1-2	.500	4	3	7	3.4	2	0	1	1	0	11	5.3
at Duke	01/28/2020		08:18	2-2	1.000	0-0	.000	0-0	.000	0	1	1	3.3	3	0	0	0	1	4	5.2
Miami (FL)	02/02/2020		16:43	1-3	.333	0-0	.000	0-0	.000	3	3	6	3.4	3	0	1	1	0	2	5.0
at Notre Dame	02/05/2020		23:06	2-6	.333	0-0	.000	0-0	.000	2	4	6	3.5	3	1	1	3	0	4	5.0
Georgia Tech	02/08/2020	*	18:38	2-5	.400	0-0	.000	5-6	.833	3	3	6	3.6	5	0	2	2	2	9	5.2
Totals		6	459:24	48-89	.539	0-4	.000	28-43	.651	40	47	87	3.6	57	4	18	44	11	124	5.2

				Field Goals		3-Point		F-Throws		Rebounds				Scoring						
SEASON	TEAM	GP-GS	MIN/AVG	FG-FGA	FG%	3FG-3FGA	3FG%	FT-FTA	FT%	OFF	DEF	TOT	AVG	PF-FO	AST	TO	BLK	STL	PTS	AVG
2017-18	Pitt	31-17	535/17.3	56-134	.418	3-18	.167	22-35	.629	39	65	104	3.4	69-3	17	30	46	7	137	4.4
2018-19	Pitt	33-16	629/19.1	68-156	.436	3-13	.231	48-73	.658	55	95	150	4.5	68-2	6	35	60	7	187	5.7
2019-20	Pitt	24-6	459/19.1	48-89	.539	0-4	.000	28-43	.651	40	47	87	3.6	57-2	4	18	44	11	124	5.2
TOTAL		88-39	1624/18.5	172-379	.454	6-35	.171	98-151	.649	134	207	341	3.9	194-7	27	83	150	25	448	5.1

CAREER HIGHS

Points	19, at Clemson, 2/8/18
FG	9, at Clemson, 2/8/18
FGA	15, at Clemson, 2/8/18
3FG	2, vs. NC State, 2/9/19
3FGA	3, 2x; last vs. NC State, 2/9/19
FT	7, vs. Clemson, 2/27/19
FTA	8, 2x; last vs. Clemson, 2/27/19
Rebounds	13, vs. Syracuse, 3/13/19
Off. Rebounds	6, vs. Syracuse, 3/13/19
Def. Rebounds	7, 4x; last vs. Syracuse, 3/13/19
Assists	4, vs. McNeese State, 12/16/17
Steals	2, 5x; last vs. Georgia Tech, 2/8/20
Blocks	9, vs. Colgate, 12/29/18
Minutes	35, 2x; last at Robert Morris, 11/12/19

	2019-20	Career
Double-Figure Points	3	17
Double-Figure Rebounds	-	1
5 or more Rebounds	6	31
2 or more Blocks	11	39
2 or more Steals	3	5
20+ Minutes	11	39
30+ Minutes	1	7
Dunks	13	63



RYAN MURPHY | #24



JR-TR • G • 6-2 • 185

Calabasas, Calif. • Calabasas / Charlotte / New Mexico JC

2019-20 GAME-BY-GAME

Opponent	Date	GS	MIN	Total		3-Pointers		Free throws		Rebounds				PF	A	T/O	BLK	STL	PTS	AVG
				FG-FGA	PCT	3FG-3FGA	PCT	FT-FTA	PCT	OFF	DEF	TOT	AVG							
Florida St.	11/06/2019		31:27	3-7	.429	3-6	.500	4-4	1.000	1	3	4	4.0	1	3	2	0	0	13	13.0
Nicholls St.	11/09/2019		36:57	10-17	.588	4-7	.571	4-6	.667	3	2	5	4.5	0	3	5	0	2	28	20.5
at Robert Morris	11/12/2019	*	26:23	4-10	.400	2-6	.333	0-0	.000	1	1	2	3.7	3	0	1	0	0	10	17.0
West Virginia	11/15/2019	*	29:08	3-8	.375	0-2	.000	5-5	1.000	1	3	4	3.8	0	1	0	0	1	11	15.5
Monmouth	11/18/2019	*	35:08	0-5	.000	0-3	.000	2-2	1.000	1	1	2	3.4	1	0	2	0	0	2	12.8
Ark.-Pine Bluff	11/21/2019	*	31:05	2-10	.200	2-10	.200	0-0	.000	0	2	2	3.2	1	4	1	0	2	6	11.7
vs Kansas St.	11/25/2019	*	40:00	5-13	.385	1-6	.167	2-2	1.000	0	3	3	3.1	0	1	1	0	0	13	11.9
vs Northwestern	11/27/2019	*	33:45	3-8	.375	2-6	.333	1-2	.500	0	2	2	3.0	2	1	1	0	2	9	11.5
Rutgers	12/03/2019	*	37:51	6-16	.375	2-5	.400	1-3	.333	2	3	5	3.2	1	4	3	0	0	15	11.9
at Louisville	12/06/2019	*	28:14	2-10	.200	1-4	.250	0-0	.000	0	1	1	3.0	0	2	1	0	0	5	11.2
Northern Ill.	12/16/2019	*	27:58	1-6	.167	0-4	.000	2-2	1.000	0	3	3	3.0	2	3	1	0	2	4	10.5
Binghamton	12/20/2019		22:46	4-10	.400	3-7	.429	0-0	.000	0	2	2	2.9	2	2	1	2	4	11	10.6
Canisius	12/30/2019		20:41	5-9	.556	4-7	.571	2-2	1.000	1	1	2	2.8	0	0	3	0	0	16	11.0
Wake Forest	01/04/2020	*	40:00	7-12	.583	4-6	.667	0-0	.000	1	3	4	2.9	1	4	0	0	2	18	11.5
at North Carolina	01/08/2020	*	37:55	1-8	.125	0-4	.000	2-2	1.000	0	4	4	3.0	1	2	0	0	2	4	11.0
at Miami (FL)	01/12/2020	*	36:12	4-12	.333	1-5	.200	0-0	.000	1	3	4	3.1	2	0	1	0	0	9	10.9
Louisville	01/14/2020		24:32	2-8	.250	2-4	.500	0-0	.000	0	1	1	2.9	3	0	1	0	1	6	10.6
North Carolina	01/18/2020		30:45	5-10	.500	3-8	.375	0-0	.000	0	1	1	2.8	1	2	1	0	3	13	10.7
Boston College	01/22/2020		17:17	4-5	.800	3-3	1.000	0-0	.000	0	1	1	2.7	1	0	0	0	0	11	10.7
at Syracuse	01/25/2020		31:23	3-9	.333	2-7	.286	0-0	.000	1	1	2	2.7	1	1	4	0	0	8	10.6
at Duke	01/28/2020		14:04	0-1	.000	0-0	.000	0-0	.000	0	0	0	2.6	1	1	0	0	1	0	10.1
Totals		12	633:31	74-194	.381	39-110	.355	25-30	.833	13	41	54	2.6	24	34	29	2	22	212	10.1

				Field Goals		3-Point		F-Throws		Rebounds										Scoring	
SEASON	TEAM	GP-GS	MIN/AVG	FG-FGA	FG%	3FG-FGA	3FG%	FT-FTA	FT%	OFF	DEF	TOT	AVG	PF-FO	AST	TO	BLK	STL	PTS	AVG	
2017-18	Charl	19-5	379/19.9	46-113	.407	32-80	.400	4-8	.500	1	21	22	1.2	28-1	18	18	0	10	128	6.7	
2019-20	Pitt	21-12	634/30.2	74-194	.381	39-110	.355	25-30	.833	13	41	54	2.6	24-0	34	29	2	22	212	10.1	
TOTAL FOR Pitt		21-12	634/30.2	74-194	.381	39-110	.355	25-30	.833	13	41	54	2.6	24-0	34	29	2	22	212	10.1	
TOTAL		40-17	1013/25.3	120-307	.391	71-190	.374	29-38	.763	14	62	76	1.9	52-1	52	47	2	32	340	8.5	

CAREER HIGHS

Points	28, vs. Nicholls State, 11/9/19	2019-20	Career	
FG	10, vs. Nicholls State, 11/9/19	20+ Point Games	1	2
FGA	17, vs. Nicholls State, 11/9/19	Double-Figure Points	10	15
3FG	6, vs. Old Dominion, 1/27/18	3 or more 3PT Field Goals	7	11
3FGA	10, 2x; last vs. Arkansas Pine Bluff, 11/21/19	5 or more Rebounds	2	2
FT	5, vs. West Virginia, 11/15/19	3 or more Assists	6	8
FTA	6, vs. Nicholls State, 11/9/19	2 or more Steals	8	8
Rebounds	5, 2x; last vs. Rutgers, 12/3/19	20+ Minutes	18	26
Off. Rebounds	3, vs. Nicholls State, 11/9/19	30+ Minutes	13	17
Def. Rebounds	4, 2x; last at North Carolina, 1/8/20	Charges Drawn	2	2
Assists	4, 5x; last vs. Wake Forest, 1/5/20			
Steals	4, vs. Binghamton, 12/20/19			
Blocks	2, vs. Binghamton, 12/20/19			
Minutes	40, vs. Kansas State, 11/25/19			

* Division I games only

* Division I games only



ONYEBUCHI EZEAKUDO | #31



S0-HS • G • 6-0 • 180
Fort Wayne, Ind. • Homestead

2019-20 GAME-BY-GAME

Opponent	Date	GS	MIN	Total		3-Pointers		Free throws		Rebounds				PF	A	T/O	BLK	STL	PTS	AVG
				FG-FGA	PCT	3FG-3FGA	PCT	FT-FTA	PCT	OFF	DEF	TOT	AVG							
at Robert Morris	11/12/2019		00:46	0-0	.000	0-0	.000	0-0	.000	0	0	0	0.0	0	0	0	0	0	0	0.0
West Virginia	11/15/2019		02:51	0-0	.000	0-0	.000	0-0	.000	1	0	1	0.5	0	0	0	0	0	0	0.0
Monmouth	11/18/2019		05:10	0-1	.000	0-1	.000	0-0	.000	1	0	1	0.7	0	0	0	0	1	0	0.0
Ark.-Pine Bluff	11/21/2019		05:43	1-1	1.000	0-0	.000	0-0	.000	0	0	0	0.5	0	1	1	0	2	2	0.5
vs Kansas St.	11/25/2019		03:15	0-0	.000	0-0	.000	0-0	.000	0	1	1	0.6	0	0	1	0	0	0	0.4
vs Northwestern	11/27/2019		02:07	0-0	.000	0-0	.000	0-0	.000	0	0	0	0.5	0	0	0	0	0	0	0.3
at Louisville	12/06/2019		03:00	0-0	.000	0-0	.000	0-0	.000	0	0	0	0.4	0	0	0	0	0	0	0.3
Binghamton	12/20/2019		04:35	0-1	.000	0-1	.000	0-0	.000	0	0	0	0.4	0	0	0	0	0	0	0.3
at North Carolina	01/08/2020		00:29	0-0	.000	0-0	.000	0-0	.000	0	0	0	0.3	0	0	0	0	0	0	0.2
North Carolina	01/18/2020		00:18	0-0	.000	0-0	.000	0-0	.000	0	1	1	0.4	0	0	0	0	0	0	0.2
at Syracuse	01/25/2020		00:05	0-0	.000	0-0	.000	0-0	.000	0	0	0	0.4	0	0	0	0	0	0	0.2
Miami (FL)	02/02/2020		07:34	0-0	.000	0-0	.000	0-0	.000	0	2	2	0.5	0	2	1	0	0	0	0.2
at Notre Dame	02/05/2020		03:19	0-1	.000	0-0	.000	0-0	.000	0	0	0	0.5	1	0	0	0	1	0	0.2
Totals		0	39:12	1-4	.250	0-2	.000	0-0	.000	2	4	6	0.5	1	3	3	0	4	2	0.2

				Field Goals		3-Point		F-Throws		Rebounds									Scoring	
SEASON	TEAM	GP-GS	MIN/AVG	FG-FGA	FG%	3FG-FGA	3FG%	FT-FTA	FT%	OFF	DEF	TOT	AVG	PF-FO	AST	TO	BLK	STL	PTS	AVG
2018-19	Pitt	2-0	5/2.4	0-1	.000	0-1	.000	0-0	.000	1	0	1	0.5	0-0	3	0	0	1	0	0.0
2019-20	Pitt	13-0	39/3.0	1-4	.250	0-2	.000	0-0	.000	2	4	6	0.5	1-0	3	3	0	4	2	0.2
TOTAL		15-0	44/2.9	1-5	.200	0-3	.000	0-0	.000	3	4	7	0.5	1-0	6	3	0	5	2	0.1

CAREER HIGHS

Points	2, vs. Arkansas Pine Bluff, 11/21/19	2019-20	Career
FG	1, vs. Arkansas Pine Bluff, 11/21/19	5 or more Points	-
FGA	1, 5x; last at Notre Dame, 2/5/20	3 or more Rebounds	-
3FG	-	2 or more Blocks	-
3FGA	1, 2x; last vs. Binghamton, 12/20/19	2 or more Steals	1
FT	-	10+ Minutes	-
FTA	-	20+ Minutes	-
Rebounds	2, vs. Miami, 2/2/20		
Off. Rebounds	1, 3x; last vs. Monmouth, 11/18/19		
Def. Rebounds	2, vs. Miami, 2/2/20		
Assists	2, 2x; last vs. Miami, 2/2/20		
Steals	2, vs. Arkansas Pine Bluff, 11/21/19		
Blocks	-		
Minutes	7, vs. Miami, 2/2/20		



JEFF CAPEL | DUKE '97

Head Coach • Second Season at Pitt (11th overall)

Overall Record: 191-138 (.581)

Conference Record: 92-87 (.514)

BY THE NUMBERS

Team Accomplishments

Overall record	191-138 (.581)
30-win seasons	1
25-win seasons	1
20-win seasons	3
20-win/10-league win seasons	2
10-win league seasons	4

National Achievements

NCAA Tournament appearances	3
NCAA Tournament record	4-3
Sweet Sixteen appearances	1
Earned a high seed (1-4)	1
Total postseason appearances (NIT & NCAA)	4

Conference Achievements

Total conference titles	2
Tournament	1
Regular Season	1
Regular season W-L	92-87 (.514)
ACC	9-22
Big 12	33-43
Colonial Athletic Conference	50-22
Conference Tournament W-L	11-9
ACC	1-1
Big 12	3-5
Colonial Athletic Conference	7-3
Tournament title game appearances	2

In The Associated Press Poll

Weeks ranked	22
Highest ranking	2 (3x)
Highest final ranking	7 (2009)
Weeks in the AP Top 10	16
Record when ranked	33-9

Honors & Awards

National Player of the Year	1 (Blake Griffin)
All-America selections	1
Conference Player of the Year	2
Conference Rookie of the Year	2
All-Conference selections	11
Conference All-Defensive Team selections	1
Conference All-Freshman Team selections	5
Academic All-Conference	14

In The NBA Draft

First round draft picks (as a head coach)	2
Highest draft pick	No. 1 (Blake Griffin)
Lottery picks	1
Total draft picks	6
First round draft picks (as a head coach & ast. coach)	18
Highest draft pick	No. 1 (Blake Griffin)
Lottery picks	10
Total draft picks	27

On the Recruiting Trail

McDonald's All-Americans signed (as a head coach)	4
McDonald's All-Americans signed (as a head coach & ast. coach)	23
Top 10 recruiting classes (as a head coach & ast. coach)	6

CAPEL RECORD WHEN

	2019-20	at Pitt	Total
Overall	15-9	29-28	191-138
Home	11-4	22-11	123-39
Road	2-5	2-16	42-77
Neutral	2-0	5-1	26-23
Conf. Regular Season	5-6	8-21	91-86
Home	4-2	7-8	58-30
Road	1-4	1-13	33-56
Conference Tournament	-	1-1	11-9
NCAA Tournament	-	-	4-3
NIT	-	-	0-1
Regular Season Non-Con	9-2	19-5	84-38
Home	6-2	14-3	59-8
Road	1-0	1-2	9-18
Neutral	2-0	4-0	16-12
Leading at the half	9-2	21-6	152-28
Trailing at the half	4-7	6-22	34-108
Tied at the half	2-0	2-0	5-2
Shoots 60% or better	-	1-0	7-0
Shoots 50% or better	2-1	6-1	78-9
Shoots under 30%	0-1	0-3	0-6
Holds Opp. to less than 50%	13-8	27-23	185-98
Holds Opp. to less than 40%	10-2	19-5	111-15
Holds Opp. to less than 30%	-	1-0	16-0
Outrebounds Opp.	8-1	14-6	125-32
20 or more assists	-	2-0	21-0
10 or more 3FG	-	2-4	29-16
More made FTs than Opp.	12-5	23-13	136-32
Overtime Games	0-1	1-2	14-5
Double-overtime games	-	-	2-1
vs. Ranked Opponents (AP)	0-3	1-10	9-44
vs. Unranked Opponents	15-6	28-18	182-94
In November	6-2	13-3	36-18
In December	4-1	7-3	44-19
In January	3-5	5-11	53-37
In February	2-1	2-8	37-43
In March	-	2-3	21-21
Scores 59 points or less	1-3	2-10	11-53
Scores 60+ points	13-5	26-17	179-84
Scores 70+ points	8-2	19-6	137-29
Scores 80+ points	1-0	6-1	63-5
Scores 90+ points	-	3-0	26-1
Scores 100+ points	-	-	3-0

YEAR-BY-YEAR RECORDS

Year	Overall		Conference		Con. Tourn.		NCAA		NIT		RS Non-Conf.		Home		Road		Neutral		vs. Top-25	
	W-L	Pct.	W-L	Pct.	W-L	Pct.	W-L	Pct.	W-L	Pct.	W-L	Pct.	W-L	Pct.	W-L	Pct.	W-L	Pct.	W-L	Pct.
VCU																				
2002-03	18-10	.643	12-6	.667	1-1	.500	0-0	.000	0-0	.000	5-3	.625	12-3	.800	5-6	.455	1-1	.500	0-0	.000
2003-04	23-8	.742	14-4	.778	3-0	1.000	0-1	.000	0-0	.000	6-3	.667	12-3	.800	8-4	.667	3-1	.750	0-2	.000
2004-05	19-13	.594	13-5	.722	2-1	.667	0-0	.000	0-1	.000	4-6	.444	11-4	.733	6-8	.429	2-1	.677	0-1	.000
2005-06	19-10	.655	11-7	.611	1-1	.500	0-0	.000	0-0	.000	7-2	.778	12-2	.857	6-7	.462	1-1	.500	0-0	.000
Oklahoma																				
2006-07	16-15	.516	6-10	.375	1-1	.500	0-0	.000	0-0	.000	9-4	.692	12-4	.750	1-8	.111	3-3	.500	1-8	.111
2007-08	23-12	.657	9-7	.563	1-1	.500	1-1	.500	0-0	.000	12-3	.800	14-3	.824	5-6	.455	4-3	.571	3-8	.273
2008-09	30-6	.833	13-3	.813	0-1	.000	3-1	.750	0-0	.000	14-1	.933	16-1	.941	8-3	.727	6-2	.750	4-3	.571
*2009-10	13-18	.419	4-12	.250	0-1	.000	0-0	.000	0-0	.000	9-5	.643	11-4	.733	1-10	.091	1-4	.200	1-4	.200
2010-11	14-18	.438	5-11	.313	1-1	.500	0-0	.000	0-0	.000	8-6	.571	12-4	.750	1-9	.100	1-5	.167	0-8	.000
Pitt																				
2018-19	14-19	.424	3-15	.167	1-1	.500	-	-	-	-	10-3	.769	11-7	.611	0-11	.000	3-1	.750	1-7	.125
2019-20	15-9	.625	6-7	.462	-	-	-	-	-	-	9-2	.818	11-4	.733	2-5	.286	2-0	1.000	0-3	.000
Career	191-138	.581	92-87	.514	11-9	.550	4-3	.571	0-1	.000	84-38	.689	123-39	.759	42-77	.353	26-23	.531	9-44	.170

* Oklahoma vacated 13 regular season wins, including four conference wins, due to use of an ineligible player during the 2009-10 season; vacated wins not included in career totals

#H2P • 21 • #ZooEra

2019-20 PITT BASKETBALL CHART

Overall Record: 15-9 (Home: 11-4; Road: 2-5; Neutral: 2-0)
ACC Record: 6-7 (Home: 5-2; Road: 1-5)

Date	Opponent	Result	Pitt High Scorer	Opponent High Scorer	Pitt High Rebounder	Opponent High Rebounder	Pitt High Assists	Att.
N. 6	FLORIDA STATE *	W, 63-61	THREE WITH (13)	FORREST (19)	MCGOWENS (7)	OSBORNE (9)	MCGOWENS (5)	9,016
N. 9	NICHOLLS STATE	L, 75-70	MURPHY (28)	TWO WITH (17)	TONEY (9)	ALATISHE (8)	THREE WITH (3)	7,956
N. 12	at Robert Morris	W, 71-57	McGowens (25)	Jos. Williams (12)	Brown (9)	Bramah (6)	Johnson (7)	4,034 #
Backyard Brawl presented by EQT								
N. 15	WEST VIRGINIA	L, 68-53	MCGOWENS (13)	TSHIEBWE (20)	CHAMPAGNIE (5)	TSHIEBWE (17)	JOHNSON (5)	11,725
Rocket Mortgage Fort Myers Tip-Off								
N. 18	MONMOUTH	W, 63-50	MCGOWENS (16)	TRAORE (12)	CHAMPAGNIE (10)	SALNAVE (7)	JOHNSON (9)	6,753
N. 21	ARKANSAS PINE BLUFF	W, 66-41	CHAMPAGNIE (18)	BELL (21)	HAMILTON (8)	BELL (6)	JOHNSON (6)	7,068
N. 25	vs. Kansas State +	W, 63-59	Hamilton & Murphy (13)	Diarra (13)	Hamilton (12)	Gordon (7)	McGowens & Murphy (1)	3,013
N. 27	vs. Northwestern +	W, 72-59	Champagnie (21)	Two with (16)	Hamilton (12)	Three with (5)	Johnson (8)	2,046
ACC / Big Ten Challenge								
D. 3	RUTGERS	W, 71-60	JOHNSON (20)	THREE WITH (14)	HAMILTON (8)	JOHNSON (14)	JOHNSON (8)	7,894
D. 6	at [-/1] Louisville *	L, 64-46	Johnson (15)	Nwora (19)	Champagnie & Toney (7)	Williams (11)	McGowens (3)	17,249
D. 16	NORTHERN ILLINOIS	W, 59-50	MCGOWENS (18)	GERMAN (18)	CHAMPAGNIE & TONEY (7)	JAMES (9)	THREE WITH (3)	7,015
D. 20	BINGHAMTON	W, 79-53	CHAMPAGNIE (14)	SESSOMS (23)	CHAMPAGNIE (10)	SARR (9)	JOHNSON (6)	7,226
D. 30	CANISIUS	W, 87-79	CHAMPAGNIE (21)	BRANDON (20)	CHAMPAGNIE (6)	WHITE (9)	JOHNSON (8)	8,035
J. 4	WAKE FOREST *	L, 69-65	MURPHY (18)	MASSOUD (14)	CHAMPAGNIE & HAMILTON (8)	BROWN & SARR (7)	JOHNSON (6)	10,155
J. 8	at North Carolina *	W, 73-65	McGowens (24)	Brooks (21)	Champagnie (8)	Brooks (10)	McGowens (8)	20,798
J. 12	at Miami *	L, 66-58	McGowens (18)	McGusty (19)	Champagnie (11)	Waardenburg (10)	McGowens (7)	6,387
J. 14	[-/11] LOUISVILLE *	L, 73-68 OT	MCGOWENS (24)	NWORA (14)	CHAMPAGNIE (11)	SUTTON (9)	JOHNSON (5)	9,221
J. 18	NORTH CAROLINA *	W, 66-52	JOHNSON (20)	BROOKS (16)	TONEY (7)	BROOKS (13)	JOHNSON (6)	12,376
J. 22	BOSTON COLLEGE *	W, 74-72	CHAMPAGNIE (17)	HEATH (16)	CHAMPAGNIE (10)	TWO WITH (6)	JOHNSON (10)	7,230
J. 25	at Syracuse *	L, 69-61	Champagnie (14)	Boeheim (21)	Champagnie (9)	Two with (8)	Johnson (7)	23,711
J. 28	at [-/9] Duke *	L, 79-67	Toney (27)	Carey (26)	Champagnie (7)	Carey (13)	McGowens (6)	9,314 #
F. 2	MIAMI *	W, 62-57	MCGOWENS (17)	MILLER, JR. (16)	TONEY (10)	VASILJEVIC (9)	JOHNSON (6)	9,759
F. 5	at Notre Dame *	L, 80-72	Champagnie (20)	Gibbs (21)	Champagnie (11)	Mooney (10)	McGowens (5)	6,534
F. 8	GEORGIA TECH *	W, 73-64	CHAMPAGNIE (30)	DEVOE (22)	CHAMPAGNIE (9)	BANKS III (11)	MCGOWENS (9)	10,754
F. 12	CLEMSON *							
F. 15	at Virginia Tech *							
F. 18	at Florida State *							
F. 22	VIRGINIA *							
F. 26	SYRACUSE *							
F. 29	at NC State *							
M. 4	at Georgia Tech *							

ACC Tournament
M. 10-14 ACC Tournament <

[-/] Pitt / Opponent AP Poll rank
+ - Suncoast Credit Union Arena
< - Greensboro Coliseum
* ACC contest
All Game times are Eastern Time Zone
HOME GAMES IN BOLD CAPS
sellout

2019-20 ATTENDANCE FIGURES

Site	Games	Total	Average
Home	15	132,183	8,812
Away	7	87,027	12,432
Neutral	2	5,059	2,530
Totals	24	224,278	9,345

PITT BY THE NUMBERS

Seasons of Men's Basketball	113th
Total Games	2,815
All-time record	1,636-1,179
All-time ACC record (regular season only)	41-80 (6th season)
NCAA Tournament Appearances	26 (last in 2016)
NIT Appearances	9 (last in 2015)
20+ Win Seasons	22 (last in 2016)
30+ Win Seasons	2 (last in 2004)
Overtime Games	110 (60-50)
Pitt 100-Point Games	43 (43-0)
Consecutive games holding opponents under .500 shooting	8
Consecutive games holding opponents under 100 points	100
Consecutive games scoring at least 70 points	2

TEAM GAME HIGHS & LOWS

		PITT	OPPONENT
Points 1st Half	High	43 vs. North Carolina (1/18/20)	45 by Duke (1/28/20)
	Low	21, 3x; last at Syracuse (1/25/20)	18 by Arkansas Pine Bluff (11/21/19)
Points 2nd Half	High	47 vs. Northwestern (11/27/19)	43 by Canisius (12/30/19)
	Low	18 vs. West Virginia (11/15/19)	20 by Northern Illinois (12/16/19)
Total Points	High	87 vs. Canisius (12/30/19)	80 by Notre Dame (2/5/20)
	Low	46 at Louisville (12/6/19)	41 by Arkansas Pine Bluff (11/21/19)
FG Made	High	30, 2x; last vs. Boston College (1/22/20)	30, 2x; last by Notre Dame (2/5/20)
	Low	16, 2x; last vs. West Virginia (11/15/19)	15 by Arkansas Pine Bluff (11/21/19)
FG Attempted	High	68 vs. Binghamton (12/20/19)	65, 2x; last by Notre Dame (2/5/20)
	Low	47 vs. Kansas State (11/25/19)	45 by Wake Forest (1/4/20)
FG Percentage	High	.526 [30-of-57] vs. Boston College (1/22/20)	.529 [27-of-51] by Miami (1/12/20)
	Low	.291 [16-of-55] vs. West Virginia (11/15/19)	.317 [19-of-60] by North Carolina (1/18/20)
3-Pt. FG Made	High	9; 3x; last vs. North Carolina (1/8/20)	12 by Louisville (1/14/20)
	Low	1 vs. Kansas State (11/25/19)	3 by Miami (2/2/20)
3-Pt. FG Att.	High	26 vs. Florida State (11/6/19)	30 by Binghamton (12/20/19)
	Low	12, 5x; last at Duke (1/28/20)	14 by Arkansas Pine Bluff (11/21/19)
3-Pt. FG Pct.	High	.563 [9-of-16] vs. Canisius (12/30/19)	.500 [10-of-20] by Kansas State (11/25/19)
	Low	.063 [1-of-16] vs. Kansas State (11/25/19)	.136 [3-of-23] by Miami (2/2/20)
FT Made	High	26 vs. Canisius (12/30/19)	18 by Wake Forest (1/4/20)
	Low	3 at Louisville (12/6/19)	1, 2x; last by Binghamton (12/20/19)
FT Attempted	High	33 vs. Canisius (12/30/19)	25 by Wake Forest (1/4/20)
	Low	6 at Louisville (12/6/19)	2 by Northern Illinois (12/16/19)
FT Percentage	High	.857 [28-21] vs. Kansas State (11/25/19)	1.000 [6-of-6] by Robert Morris (11/12/19)
	Low	.500 [3-of-6] at Louisville (12/6/19)	.200 [1-of-5] by Binghamton (12/20/19)
Off. Rebounds	High	17, 2x, last vs. Miami (2/2/20)	21 by North Carolina (11/18/20)
	Low	5 at North Carolina (1/8/20)	2 by Northwestern (11/27/19)
Def. Rebounds	High	32 vs. Northwestern (11/27/19)	34 by West Virginia (11/15/19)
	Low	17 vs. Georgia Tech (2/8/20)	17, 4x; last by Canisius (12/30/19)
Total Rebounds	High	44 vs. Northwestern (11/27/19)	51 by West Virginia (11/15/19)
	Low	27 at North Carolina (1/8/20)	26, 2x; last by Boston College (1/22/20)
Assists	High	18 vs. Rutgers (12/3/19)	19, 2x; last by Notre Dame (2/5/20)
	Low	2 vs. Kansas State (11/25/19)	6, 2x last by Northwestern (11/27/19)
Blocked Shots	High	9 vs. Binghamton (12/20/19)	7 by Miami (1/12/20)
	Low	0 vs. Arkansas Pine Bluff (11/21/19)	1 by Kansas State (11/25/19)
Steals	High	15, 2x; last vs. Binghamton (12/20/19)	11 by Nicholls State (11/9/19)
	Low	4, 4x; last at Duke (1/28/20)	1 by Georgia Tech (2/8/20)
Turnovers	High	21, 2x; last vs. Kansas State (11/25/19)	27 by Binghamton (12/20/19)
	Low	6 vs. Arkansas Pine Bluff (11/21/19)	9 by Duke (1/28/20)
Personal Fouls	High	22 vs. Louisville (1/14/20)	27, 2x; last by West Virginia (11/15/19)
	Low	7, vs. Northern Illinois (12/16/19)	12 by Louisville (12/6/19)

INDIVIDUAL GAME HIGHS & LOWS

		PITT	OPPONENT
Points		30, Justin Champagnie vs. Georgia Tech (2/8/20)	26, Vernon Carey, Duke (1/28/20)
FG Made		12, Justin Champagnie vs. Georgia Tech (2/8/20)	11, Vernon Carey, Duke (1/28/20)
FG Attempted		22, Trey McGowens vs. Louisville (1/14/20)	19, Markedric Bell, Arkansas Pine Bluff (11/21/19)
3-Pt. FG Made		5, Justin Champagnie vs. Canisius (12/30/19)	5, 2x; last T.J. Gibbs, Notre Dame (2/5/20)
3-Pt. FG Attempted		11, Justin Champagnie, vs. Northwestern (11/27/19)	12, Eugene German, Northern Illinois (12/16/19)
FT Made		10, Xavier Johnson vs. North Carolina (1/18/20)	7, 2x; last by Marek Dolezaj, Syracuse (12/25/20)
FT Attempted		12, Xavier Johnson vs. North Carolina (1/18/20)	9, Oscar Tshiebwe, West Virginia (11/15/19)
Rebounds		12,2x; last Eric Hamilton vs. Northwestern (11/27/19)	17, Oscar Tshiebwe, West Virginia (11/15/19)
Offensive Rebounds		6, Justin Champagnie at Miami (1/12/20)	8, 2x; last Myles Johnson, Rutgers (12/3/19)
Defensive Rebounds		9, Justin Champagnie vs. Louisville (1/14/20)	9, Oscar Tshiebwe, West Virginia (11/15/19)
Assists		10, Xavier Johnson vs. Boston College (1/22/20)	8, Tre Jones, Duke (1/28/20)
Turnovers		8, Xavier Johnson vs. Kansas State (11/25/19)	8, Michael Devoe, Georgia Tech (2/8/20)
Blocked Shots		5, 2x; last Terrell Brown at Robert Morris (11/12/19)	4, 2x; last George Tinsley, Binghamton (12/20/19)
Steals		4, 7x; last Au'Diese Toney at Canisius (1/25/20)	4, 2x; last Leaky Black, North Carolina (1/18/20)
Minutes		44, Justin Champagnie vs. Louisville (1/14/20)	42, 3x; Jordan Nwora, Louisville (1/14/20)

PLAYER SEASON & CAREER HIGHS

2019-20	CAREER	2019-20	CAREER
0 - Eric Hamilton		14 - Curtis Aiken, Jr.	
Pts 13 vs. Kansas State (11/25/19)	17 vs. Coppin State (12/12/18)	Pts -	-
Rebs 12, 2x; last vs. Northwestern (11/27/19)	same	Rebs 1 vs. Binghamton (12/20/19)	same
Asts 1, 4x; last vs. Miami (2/2/20)	1, 9x; last vs. Rutgers (12/3/19)	Asts -	-
Blks 3 vs. Rutgers (12/3/19)	3, 2x; last vs. Rutgers (12/3/19)	Blks -	-
Stls 1, 8x; last vs. Canisius (12/30/19)	2 at Chattanooga (2/9/19)	Stls -	-
Mins 30, 2x; last vs. Rutgers (12/3/19)	30 vs. Radford (12/18/18)	Mins 2 vs. Binghamton (12/20/19)	same
1 - Xavier Johnson		15 - Kene Chukwuka	
Pts 20, 2x; last vs. North Carolina (1/18/20)	30 at Clemson (1/29/19)	Pts -	13 vs. Troy (11/12/18)
Rebs 6, 5x; vs. North Carolina (1/18/20)	7, 3x; last at Boston College (2/12/19)	Rebs -	9 vs. Boston College (3/12/19)
Asts 10 vs. Boston College (1/22/20)	10, 3x; last vs. Boston College (1/22/20)	Asts -	5 vs. Lehigh (11/25/17)
Blks 1, 4x; last vs. Boston College (1/22/20)	1, 8x; last vs. Boston College (1/22/20)	Blks -	2, 6x; last vs. New Orleans (12/20/18)
Stls 4, 2x; last vs. Canisius (12/30/19)	4, 3x; last vs. Canisius (12/30/19)	Stls -	3 at Florida State (2/18/18)
Mins 41, vs. Louisville (1/14/20)	45 at Wake Forest (2/5/19)	Mins -	33 vs. Notre Dame (3/9/19)
2 - Trey McGowens		21 - Terrell Brown	
Pts 25 at Robert Morris (11/12/19)	33 vs. Louisville (1/9/19)	Pts 13 vs. Florida State (11/6/19)	19 at Clemson (2/8/18)
Rebs 8 at Robert Morris (11/12/19)	same	Rebs 9 at Robert Morris (11/12/19)	13 vs. Syracuse (3/13/19)
Asts 9 vs. Georgia Tech (2/8/20)	same	Asts 1, 4x; last at Notre Dame (2/5/20)	4 vs. McNeese State (12/16/17)
Blks 2 vs. Binghamton (12/20/19)	same	Blks 5, 2x; last at Robert Morris (11/12/19)	9 vs. Colgate (12/29/18)
Stls 4, 3x; last at North Carolina (1/8/20)	7 at West Virginia (12/8/18)	Stls 2, 3x; last vs. Georgia Tech (2/8/20)	2, 4x; last vs. Canisius (12/30/19)
Mins 39, 2x; last at Miami (1/12/20)	39, 3x; last at Miami (1/12/20)	Mins 36 at Robert Morris (11/12/19)	35 vs. Syracuse (2/2/19)
4 - Gerald Drumgoole, Jr.		22 - Anthony Starzynski	
Pts 4 vs. Canisius (12/30/19)	same	Pts -	3, 4x; last at Virginia (3/2/19)
Rebs 4 vs. West Virginia (11/15/19)	same	Rebs -	1 vs. Florida State (1/14/19)
Asts 1, 5x; last at Notre Dame (2/5/20)	same	Asts -	-
Blks 1 at Syracuse (1/25/20)	-	Blks -	-
Stls 1, 2x; last vs. Nicholls State (11/9/19)	same	Stls 1 vs. Arkansas Pine Bluff (11/21/19)	same
Mins 20 vs. Florida State (11/6/19)	same	Mins 3 vs. Binghamton (12/20/19)	3, 4x; last vs. Binghamton (12/20/19)
5 - Au'Diese Toney		23 - Samson George	
Pts 27 at Duke (1/28/20)	same	Pts 2 vs. Binghamton (12/20/19)	4 vs. McNeese State (12/16/17)
Rebs 10 vs. Miami (2/2/20)	11 at Georgia Tech (2/20/19)	Rebs 4, 2x; last vs. West Virginia (11/15/19)	4, 2x; last vs. West Virginia (11/15/19)
Asts 3, 2x; last vs. Rutgers (12/3/19)	same	Asts -	1 vs. Delaware State (12/19/17)
Blks 1 at Notre Dame (2/5/20)	2 vs. Saint Louis (11/21/18)	Blks -	1 at Clemson (1/29/19)
Stls 4, 2x; last at Syracuse (1/25/20)	same	Stls -	-
Mins 40, 2x; last vs. Miami (2/2/20)	same	Mins 8 vs. West Virginia (11/15/19)	10, 2x; last at Clemson (1/29/19)
11 - Justin Champagnie		24 - Ryan Murphy	
Pts 30 vs. Georgia Tech (2/8/20)	same	Pts 28 vs. Nicholls State (11/9/19)	same
Rebs 11, 3x; last at Notre Dame (2/5/20)	same	Rebs 5, 2x; last vs. Rutgers (12/3/19)	same
Asts 2 vs. Miami (2/2/20)	same	Asts 4, 3x; last vs. Wake Forest (1/4/20)	4, 5x; last vs. Wake Forest (1/4/20)
Blks 3 vs. Kansas State (11/25/19)	same	Blks 2 vs. Binghamton (12/20/19)	same
Stls 3, 4x; last at Miami (1/12/19)	same	Stls 4 vs. Binghamton (12/20/19)	same
Mins 44 vs. Louisville (1/14/20)	same	Mins 40, 2x; last vs. Wake Forest (1/4/20)	same
12 - Abdoul Karim Coulibaly		31 - Onyebuchi Ezeakudo	
Pts 9 vs. Binghamton (12/20/19)	same	Pts 2 vs. Arkansas Pine Bluff (11/21/19)	same
Rebs 4, 3x; last at Duke (1/28/20)	same	Rebs 2 vs. Miami (2/2/20)	same
Asts 2 vs. Arkansas Pine Bluff (11/21/19)	same	Asts 2 vs. Miami (2/2/20)	2, 2x; last vs. Miami (2/2/20)
Blks 1 vs. Monmouth (11/18/19)	same	Blks -	-
Stls 1, 3x; last vs. Georgia Tech (2/8/20)	same	Stls 2 vs. Arkansas Pine Bluff (11/21/19)	same
Mins 21 at Duke (1/28/20)	same	Mins 7 vs. Miami (2/2/20)	same
13 - KJ Marshall		42 - Chayce Smith	
Pts -	-	Pts -	-
Rebs -	-	Rebs 1 vs. Binghamton (12/20/19)	same
Asts -	-	Asts -	-
Blks -	-	Blks -	-
Stls 1 vs. Binghamton (12/20/19)	same	Stls -	-
Mins 3 vs. Binghamton (12/20/19)	same	Mins 2 vs. Binghamton (12/20/19)	same

THE LAST TIME IT HAPPENED ...

TEAM

Pitt Was Ranked (AP Poll)

No. 1	Feb. 23, 2009
Top 5 (2-5)	No. 4 on March 14, 2011
Top 10 (6-10)	No. 6 on Dec. 27, 2010
Top 25 (11-25)	No. 20 on Jan. 11, 2016

Pitt Played a Ranked Opponent (AP Poll)

No. 1	at Louisville on Dec. 6, 2019
Top 5	at No. 1 Louisville on Dec. 6, 2019
Top 10	at No. 9 Duke on Jan. 28, 2020
Top 25	vs. No. 11 Louisville on Jan. 14, 2020

Pitt Defeated a Ranked Opponent (AP Poll)

No. 1	vs. Connecticut (70-60) on March 7, 2009
Top 5	vs. No. 3 Syracuse (74-66) on Jan. 17, 2011
Top 10	vs. No. 8 Notre Dame (76-72) on Jan. 31, 2015
Top 25	vs. No. 11 Florida State (75-62) on Jan. 14, 2019

Pitt Lost To a Ranked Opponent (AP Poll)

No. 1	at Louisville (64-46) on Dec. 6, 2019
Top 5	at No. 1 Louisville (64-46) on Dec. 6, 2019
Top 10	at No. 9 Duke on Jan. 28, 2020
Top 25	vs. No. 11 Louisville (73-68 OT) on Jan. 14, 2020

Pitt Faced No. 1 (AP Poll)

Home	vs. Virginia (L, 66-37) on Feb. 24, 2018
Road	at Louisville (64-46) on Dec. 6, 2019
Neutral	vs. Florida (L, 61-45) on March 22, 2014

100 Points by a Team

By Pitt	112, vs. Marshall (12/28/16)
By Opponent	106, Louisville (1/24/17)

40+ Point Win

By Pitt	42 [99-57], vs. New Orleans (12/20/18)
By Opponent	55 [106-51], vs. Louisville (1/24/17)

30-39 Point Win

By Pitt	35 [78-43], vs. Maryland Eastern Shore (12/15/18)
By Opponent	34 [94-60], vs. Louisville (2/11/18)

20-29 Point Win

By Pitt	26 [79-53], vs. Binghamton (12/20/19)
By Opponent	24 [73-49], at Virginia (3/2/19)

Overtime Game

Pitt Win	89-86, vs. Louisville (1/9/19)
Pitt Loss	73-68, vs. Louisville (1/14/20)

Double Overtime Game

Pitt Win	93-90, vs. Eastern Michigan (11/11/16)
Pitt Loss	95-89, vs. Oklahoma State (12/21/06)

Triple Overtime Game

Pitt Win	98-95, vs. West Virginia (2/12/10)
Pitt Loss	74-73, at George Washington (1/10/76)

Won The Game In The Final Seconds

By Pitt	Ryan Murphy 17-foot pull-up from the top of the key with 4.0 seconds gave Pitt a 74-72 win over Boston College Jan. 22, 2020
By Opponent	Steve Vasturia three-point field goal with 2.5 seconds remaining gave Notre Dame a 78-77 win Dec. 31, 2016

Five or More Players in Double-Digit Scoring

By Pitt	5, vs. Canisius (12/30/19)
By Opponent	5, Boston College (1/22/20)

Made 40-49 Field Goals

By Pitt	41, vs. Maryland-Eastern Shore (12/18/10)
By Opponent	41, UCLA (2/2/91)

Made Fewer Than 20 Field Goals

By Pitt	19, vs. Monmouth (11/18/19)
By Opponent	19, Miami (2/2/20)

Had 70-79 Field Goal Attempts

By Pitt	72, vs. Notre Dame (12/31/16)
By Opponent	71, NC State (1/12/19)

Had 80-89 Field Goal Attempts

By Pitt	83, vs. Wake Forest (2/16/16)
By Opponent	89, Villanova (3/4/98)

Had 90-99 Field Goal Attempts

By Pitt	92, vs. Houston Baptist (11/9/07)
By Opponent	95, West Virginia (1/18/67)

Had Fewer Than 35 Field Goal Attempts

By Pitt	35, vs. Cincinnati (12/17/13)
By Opponent	34, Notre Dame (3/11/10)

Shot Over 60 Percent From The Field

By Pitt	.635 [33-of-52], vs. VMI (11/9/18)
By Opponent	.630 [34-of-54], Louisville (2/11/18)

Shot Over 70 Percent From The Field

By Pitt	.717 [33-of-46], at DePaul (3/9/13)
By Opponent	.700 [42-of-60], Syracuse (2/4/89)

Shot Less Than 30 Percent From The Field

By Pitt	.291 [16-of-55], vs. West Virginia (11/15/19)
By Opponent	.269 [18-of-67], Youngstown State (11/6/18)

Made 10+ Three-Point Field Goals

By Pitt	10, vs. Syracuse (3/13/19)
By Opponent	10, Notre Dame (2/5/20)

Made 15+ Three-Point Field Goals

By Pitt	16, vs. Notre Dame (1/29/97)
By Opponent	17, Lafayette (1/2/08)

Made 0 Three-Point Field Goals

By Pitt	at Georgia Tech (3/5/16)
By Opponent	Louisville (2/11/15)

Had 30+ Three-Point Field Goal Attempts

By Pitt	37, at Boston College (2/12/19)
By Opponent	30, Binghamton (12/20/19)

Shot Over 60 Percent From The Three-Point Line

By Pitt	.619 [13-of-21], vs. Virginia (1/4/17)
By Opponent	.632 [12-of-19], Syracuse (3/14/13)

Shot Over 70 Percent From The Three-Point Line

By Pitt	.727 [8-of-11], vs. Connecticut (3/10/11)
By Opponent	.700 [7-of-10], Georgetown (1/20/10)

Shot Over 80 Percent From The Three-Point Line

By Pitt	.833 [5-of-6], vs. Providence (2/11/90)
By Opponent	-

Shot Less Than 20 Percent From Three-Point Line

By Pitt	.188 [3-of-16], at Miami (1/12/20)
By Opponent	.136 [3-of-23], Miami (2/2/20)

Made 30-39 Free Throws

By Pitt	38, vs. Florida State (1/14/19)
By Opponent	33, Wichita State (3/21/13)

Made 40+ Free Throws

By Pitt	42, vs. Oklahoma (1/15/89)
By Opponent	42, St. John's (3/9/95)

Made 5 Or Fewer Free Throws

By Pitt	3, at Louisville (12/6/19)
By Opponent	1, Binghamton (12/20/19)

Had 40-49 Free Throw Attempts

By Pitt	46, vs. Florida State (1/14/19)
By Opponent	40, Florida State (2/18/18)

Had 50+ Free Throw Attempts

By Pitt	50, vs. Seton Hall (2/8/97)
By Opponent	-

Shot Over 90 Percent From The Foul Line

By Pitt	.957 [22-of-23], vs. New Orleans (12/20/18)
By Opponent	.923 [12-of-13], Boston College (1/22/20)

Shot 100 Percent From The Foul Line

By Pitt	3-of-3, at Miami (1/31/18)
By Opponent	6-of-6, Robert Morris (11/12/19)

Had 50-59 Rebounds

By Pitt	51, vs. Maryland Eastern Shore (12/15/18)
By Opponent	51, West Virginia (11/15/19)

Had 60+ Rebounds

By Pitt	60, vs. VMI (12/6/11)
By Opponent	74, West Virginia (2/12/64)

Five Players Fouled Out

By Pitt	vs. Villanova (2/7/86)
By Opponent	Seton Hall (2/9/85)

Had 20-29 Assists

By Pitt	20, vs. Troy (11/12/18)
By Opponent	24, North Carolina (1/5/19)

Had 30+ Assists

By Pitt	30, vs. Virginia Tech (1/31/16)
By Opponent	31, UCLA (2/2/91)

Had 10+ Blocked Shots

By Pitt	13, vs. Colgate (12/29/18)
By Opponent	12, Georgia Tech (2/20/19)

Had 15+ Steals

By Pitt	15, Binghamton (12/20/19)
By Opponent	16, Boston College (3/10/01)

Had 20+ Turnovers

By Pitt	21, vs. Kansas State (11/25/19)
By Opponent	22, Georgia Tech (2/8/20)

Had 30+ Turnovers

By Pitt	30, at Navy (11/26/99)
By Opponent	31, Carnegie Mellon (12/16/96)

Committed 10 Or Fewer Turnovers

By Pitt	9, at Notre Dame (2/5/20)
By Opponent	9, Duke (1/28/20)

THE LAST TIME IT HAPPENED ...

INDIVIDUAL

30-39 Points by a Player

By Pitt 30, Justin Champagnie vs. Georgia Tech (2/8/20)
By Opp. 31, Kerry Blackshear, Jr., Virginia Tech (1/6/18)

40+ Points by a Player

By Pitt 43, Jamel Artis at Louisville (1/11/17)
By Opp. 41, T.J. Warren, NC State (3/3/14)

Two Players Scored 30 or More Points

By Pitt Jamel Artis (30) and Michael Young (30)
vs. Marshall (12/28/16)
By Opp. Kenny Anderson (32) and Dennis Scott (30),
Georgia Tech (12/28/89)

Two Players Scored 20 or More Points

By Pitt Trey McGowens (24) and Justin Champagnie (22)
at North Carolina (1/8/20)
By Opp. RJ Barrett (26) and Zion Williamson (25),
Duke (1/22/19)

Three Players Scored 20 or More Points

By Pitt Trey McGowens (24), Xavier Johnson (21) and
Au'Diese Toney (20) vs. New Orleans (12/20/18)
By Opp. CJ Burks (25), Stevie Browning (22) and
Ryan Taylor (22), Marshall (12/28/16)

10+ Field Goals Made by a Player

By Pitt 12, Justin Champagnie vs. Georgia Tech (2/8/20)
By Opp. 11, Vernon Carey, Duke (1/28/20)

15+ Field Goals Made by a Player

By Pitt 15, Jamel Artis at Louisville (1/11/17)
By Opp. 16, T.J. Warren, NC State (3/3/14)

20-29 Field Goal Attempts by a Player

By Pitt 20, Justin Champagnie at Notre Dame (2/5/20)
By Opp. 24, RJ Barrett, Duke (1/22/19)

Player Shot 1.000 With 5+ Field Goal Attempts

By Pitt 5-of-5, Khameron Davis vs. Mount St. Mary's (12/5/17)
By Opp. 5-of-5, Juwan Durham, Notre Dame (2/5/20)

Player Shot .800 With 10+ Field Goal Attempts

By Pitt 12-of-14 [.857], Sheldon Jeter vs. Florida State (2/18/17)
By Opp. 11-of-13 [.846] Zion Williamson, Duke (1/22/19)

Player Shot .900 With 10+ Field Goal Attempts

By Pitt 9-of-10 [.900], Talib Zanna at Clemson (1/21/14)
By Opp. 9-of-10 [.900] Wendall Carter, Jr., Duke (1/20/18)

5+ 3pt Field Goals Made by a Player

By Pitt 5, Justin Champagnie vs. Canisius (12/30/19)
By Opp. 5, T.J. Gibbs, Notre Dame (2/5/20)

10+ 3pt Field Goal Attempts by a Player

By Pitt 11, Justin Champagnie vs. Northwestern (11/27/19)
By Opp. 11, Sam Sessoms, Binghamton (12/20/19)

Player Shot .800 With 5+ 3pt Field Goal Attempts

By Pitt .833 [5-of-6], Justin Champagnie vs. Canisius (12/30/19)
By Opp. .800 [4-of-5], CJ Bryce, NC State (2/9/19)

10+ Free Throws Made by a Player

By Pitt 10, Xavier Johnson vs. North Carolina (1/18/20)
By Opp. 10, Kerry Blackshear, Jr., Virginia Tech (2/16/19)

15+ Free Throws Made by a Player

By Pitt 18, Trey McGowens vs. Florida State (1/14/19)
By Opp. 16, Michael Sweetney, Georgetown (1/19/02)

10+ Free Throws Attempted by a Player

By Pitt 12, Xavier Johnson vs. North Carolina (1/18/20)
By Opp. 10, Jose Alvarado, Georgia Tech (2/20/19)

15+ Free Throws Attempted by a Player

By Pitt 19, Trey McGowens vs. Florida State (1/14/19)
By Opp. 20, Ovie Soko, Duquesne (11/30/13)

Player Shot 1.000 With 10+ Free Throw Attempts

By Pitt 10-of-10, Xavier Johnson vs. Florida State (1/14/19)
By Opp. 14-of-14, Anthony Barber, NC State (1/19/16)

10+ Rebounds by a Player

By Pitt 11, Justin Champagnie at Notre Dame (2/5/20)
By Opp. 10, John Mooney, Notre Dame (2/5/20)

15+ Rebounds by a Player

By Pitt 16, Ryan Luther vs. Mount St. Mary's (12/5/17)
By Opp. 17, Oscar Tshiebwe, West Virginia (11/15/19)

20+ Rebounds by a Player

By Pitt 21, Derek Randall vs. Chaminade (11/24/14)
By Opp. 21, Mike Davis, Maryland (2/15/77)

Two Players with 10 or More Rebounds

By Pitt Cameron Johnson (11), Michael Young (10)
and Sheldon Jeter (10) vs. Virginia Tech (2/14/17)
By Opp. Garrison Brooks (13) and Amando Bacot (11)
North Carolina (1/18/20)

5+ Offensive Rebounds by a Player

By Pitt 5, Justin Champagnie vs. Miami (2/2/20)
5, Au'Diese Toney vs. Miami (2/2/20)
By Opp. 6, John Mooney, Notre Dame (2/5/20)

10+ Defensive Rebounds by a Player

By Pitt 10, Cameron Johnson vs. Virginia Tech (2/14/17)
By Opp. 11, John Mooney, Notre Dame (3/9/19)

10+ Assists by a Player

By Pitt 10, Xavier Johnson vs. Boston College (1/22/20)
By Opp. 12, Markell Johnson, NC State (1/24/18)

5+ Blocked Shots by a Player

By Pitt 5, Terrell Brown at Robert Morris (11/12/19)
By Opp. 6, Paschal Chukwu, Syracuse (3/13/19)

5+ Steals by a Player

By Pitt 5, Trey McGowens vs. Florida State (1/14/19)
By Opp. 6, Jordan Bohannon, Iowa (11/27/18)

Double-Double by a Player*

By Pitt 20/11, Justin Champagnie at Notre Dame (2/5/20)
By Opp. 17/10, John Mooney, Notre Dame (2/5/20)

20 - 20 Games (Points - Rebounds)

By Pitt 20/20, DeJuan Blair at Connecticut (2/16/09)
By Opp. 42/20, Bruce King, Iowa (12/30/76)

Triple-Double by a Player^

By Pitt 23/12/11, Ricardo Greer vs. Villanova (3/4/98)
By Opp. 14/10/11, Mike Griffin, Syracuse (2/27/01)

*Double-doubles are points and rebounds unless otherwise indicated

^Triple-doubles are points, rebounds, and assists

PITT MISCELLANEOUS STATISTICS

Games as Leading Scorer

Trey McGowens	8
Justin Champagnie	8
Xavier Johnson	4
Ryan Murphy	3
Au'Diese Toney	1
Terrell Brown	1
Eric Hamilton	1

Games as Leading Rebounder

Justin Champagnie	15
Au'Diese Toney	5
Eric Hamilton	4
Terrell Brown	1
Trey McGowens	1
Eric Hamilton	1

Games Leading in Assists

Xavier Johnson	16
Trey McGowens	9
Ryan Murphy	3
Au'Diese Toney	1

30+ Point Scoring Games

Justin Champagnie	1
-------------------	---

20+ Point Scoring Games

Justin Champagnie	5
Trey McGowens	3
Xavier Johnson	2
Ryan Murphy	1
Au'Diese Toney	1

Double-Figure Scoring Games

Trey McGowens	18
Xavier Johnson	17
Justin Champagnie	16
Ryan Murphy	11
Au'Diese Toney	8
Eric Hamilton	5
Terrell Brown	3

Double-Figure Rebound Games

Justin Champagnie	6
Eric Hamilton	2
Au'Diese Toney	1

Double-Figure Assist Games

Xavier Johnson	1
----------------	---

Double-Doubles

Justin Champagnie	5
Eric Hamilton	2
Au'Diese Toney	1

Pitt's First Substitution

Terrell Brown	14
Ryan Murphy	5
Au'Diese Toney	4
Eric Hamilton	3
Justin Champagnie	2
Trey McGowens	1
Gerald Drumgoole Jr.	1

Jump Balls Controlled

Opponent	9
Pitt	16

Eric Hamilton	10
Terrell Brown	6

Offensive Fouls Drawn

Opponent	31
Pitt	45

Xavier Johnson	20
Eric Hamilton	14
Trey McGowens	6
Ryan Murphy	2
Au'Diese Toney	1
Terrell Brown	1
Abdoul Karim Coulibaly	1

Dunks

Opponent	49
Pitt	60

Justin Champagnie	18
Terrell Brown	13
Trey McGowens	12
Au'Diese Toney	7
Eric Hamilton	5
Xavier Johnson	5

Three-Point Plays

Opponent	20
Pitt	20

Trey McGowens	6
Au'Diese Toney	4
Terrell Brown	3
Xavier Johnson	3
Eric Hamilton	2
Justin Champagnie	
Ryan Murphy	1

Technical Fouls / Flagrant 1s

Opponent	8
Pitt	10

Justin Champagnie	3
Bench	3
Trey McGowens	1
Au'Diese Toney	1
Ryan Murphy	1
Xavier Johnson	1

Largest Halftime Lead

20 [41-21] vs. Binghamton (12/20/19)
20 [43-23] vs. North Carolina (1/18/20)

Largest Halftime Deficit

14 [35-21] at Louisville (12/6/19)

Largest Halftime Deficit Overcome to Win

9 [37-28] at North Carolina (1/8/20)

Largest Deficit Overcome to Win

14 [32-18, 3:27 1st], at North Carolina (1/8/20)
14 [33-19, 3:21 1st], vs. Boston College (1/22/20)

Largest Pitt Lead

31 [71-40, 6:00 2nd], vs. Binghamton (12/20/19)

Largest Pitt Deficit

20 [64-44, 2:41 2nd] at Louisville (12/6/19)
20 [46-26, 13:59 2nd] at Miami (1/12/20)
20 [30-10, 4:51 1st] at Syracuse (1/25/20)

Largest Pitt Win

26 [79-53], vs. Binghamton (12/20/19)

Largest Pitt Defeat

18 [64-46], at Louisville (12/6/19)

Most Consecutive Points Scored

17 vs. Boston College (1/22/20)

Most Consecutive Points Allowed

18, at Robert Morris (11/12/19)

Longest Winning Streak

5, Nov. 18-Dec. 3

Longest Losing Streak

2, Jan. 12-14 & Jan. 25-28

Largest Home Crowd

12,376, vs. North Carolina (1/18/20)

Largest Road Crowd

23,711, at Syracuse (1/25/20)

Largest Neutral Crowd

3,013, vs. Kansas State (11/25/19)

PITT'S 2019-20 RECORD WHEN ...

Plays at home	11-4
Plays on the road	2-5
Plays at neutral site	2-0
Record vs. the ACC (regular season)	6-7
Record against non-conference	9-2
Wins the game before	7-7
Loses the game before	7-2
Leads at half	9-2
Trails at half	4-7
Tied at half	2-0
Plays an overtime game	0-1
Shoots 50% or better	2-1
Shoots less than 50%	13-8
Opp. shoots 50% or less	15-8
Shoots better than opp.	12-1
Shoots worse than opp.	3-8
Has more FTs made than opp.	12-5
Has equal FTs made	0-1
Has less FTs made than opp.	3-3
Outrebound opp.	8-1
Is outrebounded	7-6
Has equal rebounds	0-2
Has more TOs than opp.	2-3
Has equal or less TOs than opp.	13-6
Scores more/equal bench pts.	8-5
Scores less bench pts.	7-4
Plays a ranked opp. (AP)	0-3
Makes 5+ 3-Pt. shots	12-4
No Pitt player fouls out	12-4
1+ Pitt player fouls out	3-5
Has 20+ assists	0-0
Wears white uniforms	11-3
Wears gold uniforms	0-2
Wears blue uniforms	3-4
Wears black uniforms	1-0
Plays in tournaments	4-0
Plays on television	13-8
Plays in November	6-2
Plays in December	4-1
Plays in January	3-5
Plays in February	2-1
Plays in March	0-0
Plays during the day	4-3
Plays at night	11-6
Plays on Sunday	1-1
Plays on Monday	4-0
Plays on Tuesday	2-2
Plays on Wednesday	4-1
Plays on Thursday	1-0
Plays on Friday	1-2
Plays on Saturday	2-3
Margin is 5 pts. or less	4-3
Margin is 10 pts. or less	8-6
Margin is between 11-20	5-3
Margin is more than 20	2-0
Has a 20-pt. scorer	7-4
Has a 30-pt. scorer	1-0
Scores 59 points or less	1-3
Scores 60+ points	14-6
Scores 70+ points	8-2
Scores 80+ points	1-0
Scores 90+ points	0-0
Scores 100+ points	0-0

BY STARTING LINEUP

Johnson, McGowens, Toney, Champagnie, Hamilton	5-4
Johnson, McGowens, Murphy, Champagnie, Hamilton	3-2
Johnson, McGowens, Murphy, Champagnie, Brown	3-0
Johnson, McGowens, Toney, Drumgoole, Hamilton	1-1
Johnson, McGowens, Murphy, Toney, Brown	1-1
Johnson, McGowens, Toney, Champagnie, Brown	1-0
Johnson, Murphy, Toney, Champagnie, Hamilton	1-0
Johnson, McGowens, Murphy, Toney, Hamilton	0-1

PITT BASKETBALL IN THE POLLS

The Pitt basketball program has held a prominent spot in the national basketball scene for the past 16 seasons. The final national rankings are just one area to measure the Panthers success in that span. Pitt has finished in the Associated Press top 25 in eight of the past 16 seasons, including three times concluding the year ranked in the top 10 in the nation.

- Pitt has been ranked in the top 25 of the AP Poll at some point in 14 of the past 16 seasons.
- Pitt concluded the 2008-09 and 2010-11 season ranked No. 4 in the AP Poll.
- Pitt claimed its first No. 1 ranking in the AP Poll during the 2008-09 season.
- The Panthers have been ranked in the AP top 25 a total of 260 weeks.
- Pitt has been ranked in the top 10 of the AP Poll 117 times.
- The Panthers spent the entire 2008-09 season ranked in the top 10 of the AP Poll, including 17 weeks in the top 5 and three weeks ranked No. 1 overall.

AP POLL RECORDS								
ALL-TIME RECORD - RANKED			ALL-TIME RECORD - VS. RANKED					
Rk	W-L	Pct.	Rk	W-L	Pct.			
1	3-2	.600	1	2-18	.100			
2	11-6	.647	2	3-11	.214			
3	24-4	.857	3	5-15	.250			
4	36-7	.837	4	5-9	.357			
5	25-2	.926	5	8-9	.471			
6	17-4	.810	6	3-11	.214			
7	17-6	.739	7	2-5	.286			
8	8-5	.615	8	4-10	.286			
9	13-9	.591	9	8-11	.421			
10	15-3	.833	10	3-12	.200			
11	14-5	.737	11	6-20	.231			
12	11-4	.733	12	8-14	.364			
13	18-6	.750	13	7-7	.500			
14	11-2	.846	14	2-16	.111			
15	14-4	.778	15	8-12	.400			
16	11-7	.611	16	2-8	.200			
17	26-8	.765	17	5-10	.333			
18	12-9	.571	18	2-15	.118			
19	4-2	.667	19	6-11	.353			
20	14-6	.700	20	9-7	.563			
21	3-2	.600	21	0-10	.000			
22	17-11	.607	22	1-3	.250			
23	6-1	.857	23	4-5	.444			
24	8-3	.727	24	2-6	.250			
25	4-3	.571	25	6-5	.545			
Total	342-121	.739	Total	111-260	.299			

PITT IN THE AP POLL

Total Polls Ranked	260
Top 10 Rankings	117
Longest Consecutive Polls Ranked	60
Current Streak	0

Years Ranked	
Total Years	23
Consecutive Years	13
Current Streak	1

Final Poll	
Total Polls	12
Top 10	5
High Rank	4

No. 1 Ranking	
Total Rankings	3
Most No. 1 Weeks in Succession	2

Weeks Ranked By Ranking	
First Ranked: Dec. 16, 1958 (No. 18)	
Last Ranked: Jan. 11, 2016 (No. 20)	

Rank	Weeks
No. 1	3
No. 2	11
No. 3	16
No. 4	21
No. 5	15
No. 6	12
No. 7	12
No. 8	7
No. 9	13
No. 10	10
No. 11	10
No. 12	9
No. 13	10
No. 14	8
No. 15	10
No. 16	13
No. 17	18
No. 18	11
No. 19	3
No. 20	12
No. 21	3
No. 22	14
No. 23	6
No. 24	8
No. 25	4

2019-20 BOX SCORES

Official Basketball Box Score -- Game Totals -- Final Statistics

Florida St. vs Pitt

11/06/19 8:00 pm at

Florida St. 61 • 0-1,0-1 ACC

		Total	3-Ptr	Rebounds										
#	Player	FG-FGA	FG-FGA	FT-FTA	Off	Def	Tot	PF	TP	A	TO	Blk	Stl	Min
01	RaiQuan Gray	f	3-6	0-2	1-2	2	1	3	5	7	2	1	0	27
10	Malik Osbrone	f	1-4	0-2	0-0	2	7	9	5	2	0	1	4	0
03	Trent Forrest	g	8-17	1-3	2-3	0	2	2	2	19	2	5	1	2
23	M.J. Walker	g	0-4	0-2	4-4	0	5	5	4	4	0	0	0	16
24	Devin Vassell	g	6-7	2-2	0-0	2	0	2	2	14	1	1	0	21
02	Anthony Polite	g	2-10	2-6	2-2	0	3	3	3	8	0	4	0	1
04	Patrick Williams		1-4	1-2	2-2	1	2	3	1	5	0	1	1	0
05	Balsa Koprivica		0-0	0-0	2-2	1	0	1	5	2	0	1	0	0
11	Nathanael Jack		0-0	0-0	0-0	0	1	1	0	0	0	0	0	3
30	Harrison Prieto		0-0	0-0	0-0	0	1	1	0	0	0	0	0	5
31	Wyatt Wilkes		0-1	0-1	0-0	1	1	2	0	0	1	0	0	1
Team					1	2	3							
Totals			21-53	6-20	13-15	10	25	35	27	61	6	14	6	4

FG % 1st Half: 9-29 31.0% 2nd half: 12-24 50.0% Game: 21-53 39.6%

3FG % 1st Half: 3-12 25.0% 2nd half: 3-8 37.5% Game: 6-20 30.0%

FT % 1st Half: 4-4 100.0 2nd half: 9-11 81.8% Game: 13-15 86.7%

Deadball Rebounds 0

Pitt 63 • 1-0,1-0 ACC

		Total	3-Ptr	Rebounds										
#	Player	FG-FGA	FG-FGA	FT-FTA	Off	Def	Tot	PF	TP	A	TO	Blk	Stl	Min
00	Eric Hamilton	f	2-2	0-0	2-3	3	0	3	1	6	0	0	0	18
04	Gerald Drumgoole Jr	f	0-4	0-3	0-0	0	1	1	1	0	1	2	0	1
01	Xavier Johnson	g	3-11	2-5	5-8	0	6	6	3	13	1	2	0	2
02	Trey McGowens	g	2-6	2-4	4-6	1	6	7	4	10	5	6	0	1
05	Au'Diese Toney	g	0-7	0-3	0-0	2	0	2	1	0	1	0	0	1
11	Justin Champagnie	g	2-9	2-5	2-4	2	4	6	3	8	0	0	0	23
21	Terrell Brown		4-5	0-0	5-6	2	1	3	2	13	0	0	1	0
24	Ryan Murphy		3-7	3-6	4-4	1	3	4	1	13	3	2	0	32
Team					2	3	5							
Totals			16-51	9-26	22-31	13	24	37	16	63	11	13	1	5

FG % 1st Half: 6-25 24.0% 2nd half: 10-26 38.5% Game: 16-51 31.4%

3FG % 1st Half: 4-12 33.3% 2nd half: 5-14 35.7% Game: 9-26 34.6%

FT % 1st Half: 9-12 75.0% 2nd half: 13-19 68.4% Game: 22-31 71.0%

Deadball Rebounds 6

Officials: Tony Henderson, Mike Stephens, Ted Valentine

Technical fouls: Florida St.-M.J. Walker. Pitt-Justin Champagnie.

Attendance: 9016

2019-20 Men's Basketball. Round: 0. Florida St. vs Pittsburgh. Played at Peter

Score by periods						In	Off	2nd	Fast					
	1st	2nd	Total	Points	Paint	T/O	Chance	Break	Bench					
Florida St.	25	36	61	FSU	26	9	6	6	15					
Pitt	25	38	63	PITT	14	16	9	15	34					

Official Basketball Box Score -- Game Totals -- Final Statistics

Nicholls St. vs Pitt

11/09/19 12:00 pm at

Nicholls St. 75 • 1-1,0-0 Southlan

		Total	3-Ptr	Rebounds										
#	Player	FG-FGA	FG-FGA	FT-FTA	Off	Def	Tot	PF	TP	A	TO	Blk	Stl	Min
00	D'Angelo Hunter	f	7-15	3-6	0-0	1	1	2	1	17	0	2	1	4
23	Elvis Harvey Jr.	f	0-5	0-0	1-2	3	1	4	1	1	2	1	0	18
25	Warith Alatishe	f	2-7	0-0	2-2	2	6	8	1	6	4	3	1	1
03	Kevin Johnson	g	5-13	4-8	2-2	0	2	2	5	16	2	2	0	3
22	Dexter McClanahan	g	2-8	0-2	1-2	2	3	5	2	5	3	0	3	26
11	Jeremiah Buford		2-4	2-4	0-0	2	0	2	0	6	1	2	0	0
13	Andre Jones		6-10	1-3	4-5	4	0	4	1	17	1	3	1	0
21	Brandon Moore Jr.		1-1	1-1	0-0	1	1	2	1	3	0	0	0	0
35	Ryhe Lyons		2-2	0-0	0-0	1	2	3	4	4	0	0	1	0
Team					3	1	4							
Totals			27-65	11-24	10-13	19	17	36	19	75	14	17	5	11

FG % 1st Half: 16-32 50.0% 2nd half: 11-33 33.3% Game: 27-65 41.5%

3FG % 1st Half: 7-14 50.0% 2nd half: 4-10 40.0% Game: 11-24 45.8%

FT % 1st Half: 2-2 100.0 2nd half: 8-11 72.7% Game: 10-13 76.9%

Deadball Rebounds 0

Pitt 70 • 1-1,1-0 ACC

		Total	3-Ptr	Rebounds										
#	Player	FG-FGA	FG-FGA	FT-FTA	Off	Def	Tot	PF	TP	A	TO	Blk	Stl	Min
00	Eric Hamilton	f	1-2	0-0	1-2	2	0	2	0	3	0	2	1	1
04	Gerald Drumgoole Jr	f	1-2	0-1	0-1	1	0	1	0	2	0	2	0	1
01	Xavier Johnson	g	5-10	0-0	0-1	1	4	5	5	10	3	5	0	1
02	Trey McGowens	g	4-10	0-4	2-3	1	4	5	2	12	4	0	0	1
05	Au'Diese Toney	g	2-5	0-2	0-0	1	8	9	1	4	3	1	0	0
11	Justin Champagnie		1-6	0-2	3-4	1	1	2	4	5	1	1	2	0
12	A. Karim Coulibaly		0-0	0-0	0-0	0	0	0	0	0	0	0	0	4
21	Terrell Brown		4-4	0-0	0-1	3	2	5	0	8	0	0	5	1
24	Ryan Murphy		10-17	4-7	4-6	3	2	5	0	28	3	5	0	2
Team					2	0	2							
Totals			28-56	4-16	10-18	15	21	36	12	70	12	21	8	7

FG % 1st Half: 11-26 42.3% 2nd half: 17-30 56.7% Game: 28-56 50.0%

3FG % 1st Half: 1-6 16.7% 2nd half: 3-10 30.0% Game: 4-16 25.0%

FT % 1st Half: 8-12 66.7% 2nd half: 2-6 33.3% Game: 10-18 55.6%

Deadball Rebounds 4,1

Officials: Brian Dorsey, Sean Hull, Roger Ayers

Technical fouls: Nicholls St.-None. Pitt-None.

Attendance: 7956

2019-20 Men's Basketball. Round: 0. Nicholls St. vs Pittsburgh. Played at Pete

Score by periods						In	Off	2nd	Fast					
	1st	2nd	Total	Points	Paint	T/O	Chance	Break	Bench					
Nicholls St.	41	34	75	NICHST	40	20	26	26	18					
Pitt	31	39	70	PITT	40	21	14	11	41					

Official Basketball Box Score -- Game Totals -- Final Statistics

Pitt vs Robert Morris

11/12/19 6:00 pm at

Pitt 71 • 2-1,1-0 ACC

		Total	3-Ptr	Rebounds										
#	Player	FG-FGA	FG-FGA	FT-FTA	Off	Def	Tot	PF	TP	A	TO	Blk	Stl	Min
21	Terrell Brown	c	2-5	0-0	4-7	3	6	9	0	8	1	0	5	2
01	Xavier Johnson	g	1-9	1-3	4-4	0	6	6	1	7	4	0	1	38
02	Trey McGowens	g	8-13	1-1	8-10	0	8	8	1	25	5	2	0	4
05	Au'Diese Toney	g	3-6	1-1	4-4	3	2	5	3	11	0	1	0	31
24	Ryan Murphy	g	4-10	2-6	0-0	1	1	2	3	10	0	1	0	0
00	Eric Hamilton		0-0	0-0	0-0	0	0	0	0	0	0	0	0	2
04	Gerald Drumgoole Jr		0-1	0-1	0-0	0	1	1	2	0	0	1	0	6
11	Justin Champagnie		4-6	0-0	2-2	3	2	5	1	10	0	2	0	23
12	A. Karim Coulibaly		0-0	0-0	0-0	0	0	0	0	0	0	0	0	1
31	Onyebuchi Ezeakudo		0-0	0-0	0-0	0	0	0	0	0	0	0	0	1
Team					3	0	3							
Totals			22-50	5-12	22-27	13	26	39	11	71	13	11	5	7

FG % 1st Half: 10-24 41.7% 2nd half: 12-26 46.2% Game: 22-50 44.0%

3FG % 1st Half: 1-5 20.0% 2nd half: 4-7 57.1% Game: 5-12 41.7%

FT % 1st Half: 6-8 75.0% 2nd half: 16-19 84.2% Game: 22-27 81.5%

Deadball Rebounds 3

Robert Morris 57 • 0-3,0-0 NEC

		Total	3-Ptr	Rebounds										
#	Player	FG-FGA	FG-FGA	FT-FTA	Off	Def	Tot	PF	TP	A	TO	Blk	Stl	Min
05	AJ Bramah	f	3-6	0-0	0-0	0	6	6	4	6	2	4	1	24
15	Yannis Mendy	f	5-9	0-0	0-0	2	2	4	2	10	0	1	0	23
00	Josh Williams	g	5-13	2-7	0-0	2	2	4	3	12	5	0	0	3
01	Jon Williams	g	2-7	2-6	0-0	0	1	1	3	6	5	4	0	36
03	Dante Treacy	g	0-4	0-1	3-3	0	1	1	2	3	0	1	0	28
02	DJ Russell		1-4	0-0	1-1	0	2	2	2	3	0	0	1	12
04	Jalen Hawkins		4-7	1-2	2-2	0	2	2	1	11	2	1	0	20
20	Charles Bain		2-8	2-4	0-0	2	0	2	2	6	2	0	1	0
Team					4	1	5							
Totals			22-58	7-20	6-6	10	17	27	19	57	16	11	3	5

FG % 1st Half: 9-28 32.1% 2nd half: 13-30 43.3% Game: 22-58 37.9%

3FG % 1st Half: 3-10 30.0% 2nd half: 4-10 40.0% Game: 7-20 35.0%

FT % 1st Half: 6-6 100.0 2nd half: 0-0 0.0% Game: 6-6 100.0

Deadball Rebounds 0

Officials: Matt Potter,Tony Chiazza,Earl Walton

Technical fouls: Pitt-Justin Champagnie, Robert Morris-DJ Russell.

Attendance: 4034

2019-20 Men's Basketball. Round: 0. Pittsburgh vs Robert Morris. Played at Nor

Score by periods	1st	2nd	Total
Pitt	27	44	71
Robert Morris	27	30	57

Last FG - Pitt 2nd-02:34, RM 2nd-00:22.

Largest lead - Pitt by 19 2nd-00:46, RM by 11 1st-10:56.

Pitt led for 26:27, RM led for 09:52. Game was tied for 03:41.

Score tied - 2 times.

Lead changed - 2 times.

Official Basketball Box Score -- Game Totals -- Final Statistics

West Virginia vs Pitt

11/15/19 7:00 pm at

West Virginia 68 • 2-0,0-0 Big 12

		Total	3-Ptr	Rebounds										
#	Player	FG-FGA	FG-FGA	FT-FTA	Off	Def	Tot	PF	TP	A	TO	Blk	Stl	Min
01	Derek Culver	f	1-5	0-0	2-3	1	5	6	4	4	2	3	0	0
11	Emmitt Matthews Jr.	f	7-16	3-6	0-0	3	5	8	5	17	0	2	0	29
03	Jordan Tschibwe	r	7-12	0-0	6-9	8	9	17	4	20	0	1	3	1
05	Oscar Mc Cabe	g	2-6	1-5	2-2	0	4	4	2	7	4	1	0	35
10	Jermaine Haley	g	1-2	0-0	2-2	1	6	7	4	4	2	1	1	19
02	Brandon Knapper		2-5	1-3	0-0	0	0	0	1	5	0	0	0	8
04	Miles McBride		0-0	0-0	0-0	1	2	3	1	0	1	1	0	17
12	Taz Sherman		0-3	0-2	0-0	1	0	1	0	0	1	0	1	10
14	Chase Harler		0-2	0-2	0-1	2	0	2	1	0	2	1	0	13
22	Sean McNeil		3-8	3-5	2-2	0	1	1	3	11	0	0	0	21
31	Logan Routt		0-1	0-0	0-0	1	1	2	2	0	1	2	0	13
Team					1	1	2							
Totals			23-60	8-23	14-19	19	34	53	27	68	13	12	5	4

FG % 1st Half: 12-31 38.7% 2nd half: 11-29 37.9% Game: 23-60 38.3%

3FG % 1st Half: 6-16 37.5% 2nd half: 2-7 28.6% Game: 8-23 34.8%

FT % 1st Half: 6-11 54.5% 2nd half: 8-8 100.0 Game: 14-19 73.7%

Deadball Rebounds 1

Pitt 53 • 2-2,1-0 ACC

		Total	3-Ptr	Rebounds										
#	Player	FG-FGA	FG-FGA	FT-FTA	Off	Def	Tot	PF	TP	A	TO	Blk	Stl	Min
21	Terrell Brown	c	1-4	0-1	0-0	0	2	2	3	2	0	0	1	11
01	Xavier Johnson	f	2-5	0-1	0-2	0	1	1	3	4	5	5	0	2
02	Trey McGowens	g	4-9	2-3	3-5	0	4	4	3	13	1	4	0	1
05	Au'Diese Toney	g	0-4	0-1	1-2	1	2	3	1	1	0	1	0	16
24	Ryan Murphy	g	3-8	0-2	5-5	1	3	4	0	11	1	0	0	1
00	Eric Hamilton		0-3	0-0	2-3	0	1	1	2	2	0	0	0	1
04	Gerald Drumgoole Jr		0-1	0-1	3-6	3	1	4	2	3	1	0	0	7
11	Justin Champagnie		4-13	0-3	4-6	1	4	5	4	12	0	0	0	1
12	A. Karim Coulibaly		2-6	0-0	0-2	1	0	1	3	4	0	0	0	19
23	Samson George		0-2	0-0	1-2	2	2	4	0	1	0	0	0	8
31	Onyebuchi Ezeakudo		0-0	0-0	0-0	1	0	1	0	0	0	0	0	3
Team					4	2	6							
Totals			16-55	2-12	19-31	14	22	36	21	53	8	10	1	6

FG % 1st Half: 13-30 43.3% 2nd half: 3-25 12.0% Game: 16-55 29.1%

3FG % 1st Half: 2-7 28.6% 2nd half: 0-5 0.0% Game: 2-12 16.7%

FT % 1st Half: 7-13 53.8% 2nd half: 12-18 66.7% Game: 19-31 61.3%

Deadball Rebounds 3

Officials: James Breeding,John Gaffney,Bert Smith

Technical fouls: West Virginia-Emmitt Matthews Jr., Pitt-None.

Attendance: 11725

2019-20 Men's Basketball. Round: 0. Pittsburgh vs West Virginia. Played at Pet

Score by periods	1st	2nd	Total
West Virginia	36	32	68
Pitt	35	18	53

Last FG - WVU 2nd-03:40, PITT 2nd-02:14.

Largest lead - WVU by 17 2nd-03:22, PITT by 1 1st-12:30.

WVU led for 37:29, PITT led for 01:43. Game was tied for 00:48.

Score tied - 2 times.

Lead changed - 6 times.

#H2P • 30 • #ZooEra

2019-20 BOX SCORES

Official Basketball Box Score -- Game Totals -- Final Statistics

Rutgers vs Pitt

12/03/19 9:00 pm at

Rutgers 60 • 6-2,0-0 Big Ten

#	Player	Total		3-Ptr		Rebounds			PF	TP	A TO Blk Stl				Min
		FG-FGA	FG-FGA	FT-FTA	FT-FTA	Off	Def	Tot			A	TO	Blk	Stl	
15	Myles Johnson	c	7-8	0-0	0-3	8	6	14	1	14	1	3	1	0	35
00	Geo Baker	g	3-11	2-8	1-1	3	2	5	3	9	5	5	0	2	37
22	Caleb McConnell	g	0-4	0-3	0-1	0	3	3	3	0	1	1	0	1	20
23	Montez Mathis	g	6-12	0-3	2-2	2	1	3	2	14	0	1	0	1	26
24	Ron Harper Jr.	g	6-15	0-3	2-2	3	7	10	3	14	1	2	1	2	28
01	Akwasi Yeboah		3-6	2-4	1-1	0	4	4	3	9	0	2	0	0	21
04	Paul Mulcahy		0-1	0-0	0-0	0	0	0	1	0	0	2	0	0	10
13	Shaq Carter		0-0	0-0	0-0	0	0	0	1	0	0	1	0	0	5
42	Jacob Young		0-3	0-2	0-0	0	1	1	3	0	1	3	0	0	18
Team						0	0	0							
Totals			25-60	4-23	6-10	16	24	40	20	60	9	20	2	6	200

FG % 1st Half: 11-28 39.3% 2nd half: 14-32 43.8% Game: 25-60 41.7%
3FG % 1st Half: 3-13 23.1% 2nd half: 1-10 10.0% Game: 4-23 17.4%
FT % 1st Half: 2-5 40.0% 2nd half: 4-5 80.0% Game: 6-10 60.0%

Deadball Rebounds 1

Pitt 71 • 7-2,1-0 ACC

#	Player	Total		3-Ptr		Rebounds			PF	TP	A TO Blk Stl				Min
		FG-FGA	FG-FGA	FT-FTA	FT-FTA	Off	Def	Tot			A	TO	Blk	Stl	
00	Eric Hamilton	f	3-8	0-0	0-0	4	4	8	1	6	1	0	3	1	29
11	Justin Champagnie	f	0-6	0-3	0-0	1	4	5	4	0	0	1	0	0	27
01	Xavier Johnson	g	8-14	2-5	2-3	0	3	3	1	20	8	4	0	2	38
02	Trey McGowens	g	6-9	0-1	4-5	0	3	3	4	16	2	2	0	4	29
24	Ryan Murphy	g	6-16	2-5	1-3	2	3	5	1	15	4	3	0	0	38
05	Au'Diese Toney		3-4	1-2	3-4	1	1	2	1	10	3	1	0	2	29
21	Terrell Brown		1-1	0-0	2-2	1	2	3	4	4	0	1	2	0	10
Team						2	2	4							
Totals			27-58	5-16	12-17	11	22	33	16	71	18	13	5	9	200

FG % 1st Half: 14-31 45.2% 2nd half: 13-27 48.1% Game: 27-58 46.6%
3FG % 1st Half: 2-8 25.0% 2nd half: 3-8 37.5% Game: 5-16 31.3%
FT % 1st Half: 5-8 62.5% 2nd half: 7-9 77.8% Game: 12-17 70.6%

Deadball Rebounds 1

Officials: Lee Cassell,Bill Covington, Jr.,Jamie Luckie

Technical fouls: Rutgers-None. Pitt-None.

Attendance: 7894

2019-20 Men's Basketball. Round: 0. Pittsburgh vs Rutgers. Played at Petersen

Score by periods			1st	2nd	Total						
Rutgers			27	33	60						
Pitt			35	36	71						

Last FG - RU 2nd-00:47, PITT 2nd-01:00.
Largest lead - RU by 4 1st-17:26, PITT by 13 2nd-04:35.
RU led for 06:47. PITT led for 30:22. Game was tied for 02:51.

Score tied - 5 times.
Lead changed - 6 times.

Official Basketball Box Score -- Game Totals -- Final Statistics

Northern III. vs Pitt

12/16/19 7:00 pm at

Northern III. 50 • 6-5,0-0 MAC

#	Player	Total		3-Ptr		Rebounds			PF	TP	A TO Blk Stl				Min
		FG-FGA	FG-FGA	FT-FTA	FT-FTA	Off	Def	Tot			A	TO	Blk	Stl	
04	Lacey James	f	4-10	0-2	0-0	4	5	9	3	8	1	1	0	0	27
11	Noah McCarty	f	3-6	0-2	0-0	3	3	6	3	6	1	2	0	0	26
12	Trendon Hankerson	g	1-4	0-2	0-0	0	2	2	4	2	1	3	0	0	16
02	Galgres Daow	g	0-2	0-0	0-0	1	2	3	0	0	0	1	0	0	28
10	Eugene German	g	7-18	4-12	0-0	1	2	3	1	18	3	3	0	1	38
03	Justin Lee		3-5	1-3	0-0	0	1	1	1	7	0	1	2	0	14
05	Zaire Mateen		1-3	1-3	0-0	1	2	3	1	3	1	1	0	0	15
23	Tyler Cochran		0-4	0-1	0-0	1	2	3	2	0	1	1	0	0	12
24	Darius Beane		0-2	0-1	1-2	0	2	2	4	1	0	1	0	1	11
25	Nathan Scott		2-5	1-2	0-0	0	4	4	1	5	0	0	1	0	13
Team						2	2	4							
Totals			21-59	7-28	1-2	13	27	40	20	50	8	15	3	2	200

FG % 1st Half: 12-29 41.4% 2nd half: 9-30 30.0% Game: 21-59 35.6%
3FG % 1st Half: 6-15 40.0% 2nd half: 1-13 7.7% Game: 7-28 25.0%
FT % 1st Half: 0-0 0.0% 2nd half: 1-2 50.0% Game: 1-2 50.0%

Deadball Rebounds 1

Pitt 59 • 8-3,1-1 ACC

#	Player	Total		3-Ptr		Rebounds			PF	TP	A TO Blk Stl				Min
		FG-FGA	FG-FGA	FT-FTA	FT-FTA	Off	Def	Tot			A	TO	Blk	Stl	
00	Eric Hamilton	f	3-6	0-0	4-4	2	1	3	0	10	0	1	1	0	22
11	Justin Champagnie	f	4-11	0-1	0-0	1	6	7	0	8	0	1	0	3	27
01	Xavier Johnson	g	3-9	0-2	5-6	1	3	4	1	11	3	2	0	0	32
05	Au'Diese Toney	g	2-7	0-2	0-1	2	5	7	0	4	2	0	0	1	26
24	Ryan Murphy	g	1-6	0-4	2-2	0	3	3	2	4	3	1	0	2	34
02	Trey McGowens		7-13	4-8	0-0	1	2	3	2	18	3	1	0	1	38
12	A. Karim Coulibaly		0-0	0-0	1-2	0	1	1	1	1	0	1	0	0	7
21	Terrell Brown		1-3	0-0	1-2	2	1	3	1	3	0	0	1	0	14
Team						1	3	4							
Totals			21-55	4-17	13-17	10	25	35	7	59	11	7	2	7	200

FG % 1st Half: 11-33 33.3% 2nd half: 10-22 45.5% Game: 21-55 38.2%
3FG % 1st Half: 1-10 10.0% 2nd half: 3-7 42.9% Game: 4-17 23.5%
FT % 1st Half: 6-9 66.7% 2nd half: 7-8 87.5% Game: 13-17 76.5%

Deadball Rebounds 1

Officials: Ron Tyburski,Terry Wymer,Mike Eades

Technical fouls: Northern III.-None. Pitt-None.

Attendance: 7015

2019-20 Men's Basketball. Round: 0. Northern III. vs Pittsburgh. Played at Pet

Score by periods			1st	2nd	Total						
Northern III.			30	20	50						
Pitt			29	30	59						

Last FG - NIU 2nd-06:35, PITT 2nd-00:36.
Largest lead - NIU by 7 2nd-12:53, PITT by 9 2nd-00:36.
NIU led for 25:42. PITT led for 09:15. Game was tied for 05:03.

Score tied - 3 times.
Lead changed - 5 times.

Official Basketball Box Score -- Game Totals -- Final Statistics

Pitt vs Louisville

12/06/19 9:00 pm at

Pitt 46 • 7-3,1-1 ACC

#	Player	Total		3-Ptr		Rebounds			PF	TP	A TO Blk Stl				Min
		FG-FGA	FG-FGA	FT-FTA	FT-FTA	Off	Def	Tot			A	TO	Blk	Stl	
00	Eric Hamilton	f	5-8	0-0	0-0	0	3	3	3	10	0	1	0	0	23
01	Xavier Johnson	g	6-10	1-1	2-4	0	2	2	5	15	2	5	0	0	31
02	Trey McGowens	g	2-9	0-1	0-0	2	2	4	2	4	3	3	0	3	31
05	Au'Diese Toney	g	3-6	1-2	0-0	3	4	7	5	7	2	0	0	1	33
24	Ryan Murphy	g	2-10	1-4	0-0	0	1	1	0	5	2	1	0	0	28
11	Justin Champagnie		0-7	0-4	1-2	2	5	7	0	1	1	1	1	1	34
12	A. Karim Coulibaly		0-0	0-0	0-0	0	0	0	0	0	0	0	0	0	1
21	Terrell Brown		2-3	0-0	0-0	2	2	4	1	4	0	1	0	0	16
22	Anthony Starzynski		0-0	0-0	0-0	0	0	0	0	0	0	0	0	0	1
31	Onyebuchi Ezeakudo		0-0	0-0	0-0	0	0	0	0	0	0	0	0	0	3
Team						0	1	1							
Totals			20-53	3-12	3-6	9	20	29	16	46	10	12	1	5	201

FG % 1st Half: 10-28 35.7% 2nd half: 10-25 40.0% Game: 20-53 37.7%
3FG % 1st Half: 1-4 25.0% 2nd half: 2-8 25.0% Game: 3-12 25.0%
FT % 1st Half: 0-2 0.0% 2nd half: 3-4 75.0% Game: 3-6 50.0%

Deadball Rebounds 2

Louisville 64 • 9-0,2-0 ACC

#	Player	Total		3-Ptr		Rebounds			PF	TP	A TO Blk Stl				Min
		FG-FGA	FG-FGA	FT-FTA	FT-FTA	Off	Def	Tot			A	TO	Blk	Stl	
24	Dwayne Sutton	f	1-4	1-3	0-0	3	2	5	2	3	5	0	1	0	30
33	Jordan Nwora	f	7-12	2-5	3-4	0	6	6	2	19	2	1	1	2	32
23	Steven Enoch	c	3-6	1-1	0-0	1	1	2	2	7	0	1	0	0	19
02	Darius Perry		1-5	1-3	0-0	0	2	2	2	3	5	3	0	0	24
30	Ryan McMahon	g	3-6	3-6	2-2	0	3	3	0	11	2	2	0	1	36
00	Lamar Kimble		1-3	1-2	0-2	0	0	0	2	3	1	3	0	0	18
01	Keith Oddo		0-0	0-0	0-0	0	0	0	0	0	0	0	0	0	1
05	Malik Williams		5-8	1-3	2-2	3	8	11	0	13	1	1	0	0	20
10	Samuell Williamson		2-4	1-3	0-0	1	2	3	2	5	1	1	0	0	17
11	Quinn Slazinski		0-0	0-0	0-0	0	0	0	0	0	0	0	0	0	1
13	Dash Johnson		0-0	0-0	0-0	0	0	0	0	0	0	0	0	0	1
20	Josh Nickelberry		0-0	0-0	0-0	0	0	0	0	0	0	0	0	0	1
22	Aidan Iglehon		0-1	0-0	0-0	0	0	0	0	0	0	0	0	0	1
Team						0	1	1							
Totals			23-49	11-26	7-10	8	25	33	12	64	17	13	2	3	201

FG % 1st Half: 13-26 50.0% 2nd half: 10-23 43.5% Game: 23-49 46.9%
3FG % 1st Half: 9-17 52.9% 2nd half: 2-9 22.2% Game: 11-26 42.3%
FT % 1st Half: 0-0 0.0% 2nd half: 7-10 70.0% Game: 7-10 70.0%

Deadball Rebounds 1

Officials: A. J. Desai,Ted Valentine,Mike Eades

Technical fouls: Pitt-TEAM. Louisville-None.

Attendance: 17249

2019-20 Men's Basketball. Round: 0. Louisville vs Pittsburgh. Played at KFC Yu

Score by periods			1st	2nd	Total						
Pitt			21	25	46						
PITT			22	8	4	In	Off	2nd	Fast		
						Points	Paint	T/O	Chance	Break	
LOU			24	14	10	4	4	5		Bench	

Last FG - PITT 2nd-00:19, LOU 2nd-02:41.
Largest lead - PITT None, LOU by 2nd-02:41.
PITT led for 00:00, LOU led for 38:35, Game was tied for 01:25.

Score tied - 3 times.
Lead changed - 0 times.

2019-20 BOX SCORES

Official Basketball Box Score -- Game Totals -- Final Statistics

Canisius vs Pitt

12/30/19 12:00 pm at

Canisius 79 • 5-7,0-1 MAAC

#	Player	Total		3-Ptr		Rebounds			PF	TP	A TO Blk Stl				Min
		FG-FGA	FG-FGA	FT-FTA	Off	Def	Tot	A			TO	Blk	Stl		
10	Jacco Fritz	r	4-6	0-1	2-3	2	1	3	4	10	2	3	0	2	22
21	Scott Hitchon	r	1-6	1-4	0-0	3	1	4	3	3	0	4	2	0	28
00	Akrum Ahemed	g	1-2	0-0	0-0	0	0	0	1	2	1	1	0	0	11
01	Malik Johnson	g	5-10	0-2	4-5	0	4	4	4	14	7	4	0	2	40
11	Armon Harried	g	4-11	3-5	1-2	4	2	6	3	12	0	4	0	0	30
02	Corey Brown		1-1	0-0	0-0	0	0	0	2	2	1	0	0	0	5
04	Jalanni White		5-8	0-0	6-8	6	3	9	2	16	2	1	1	2	31
15	Majesty Brandon		8-16	4-10	0-0	0	4	4	4	20	2	4	0	2	33
Team						2	2	4							
Totals			29-60	8-22	13-18	17	17	34	23	79	15	21	3	8	200

FG % 1st Half: 15-33 45.5% 2nd half: 14-27 51.9% Game: 29-60 48.3%
3FG % 1st Half: 2-9 22.2% 2nd half: 6-13 46.2% Game: 8-22 36.4%
FT % 1st Half: 4-7 57.1% 2nd half: 9-11 81.8% Game: 13-18 72.2%

Deadball Rebounds 1

Pitt 87 • 10-3,1-1 ACC

#	Player	Total		3-Ptr		Rebounds			PF	TP	A TO Blk Stl				Min
		FG-FGA	FG-FGA	FT-FTA	Off	Def	Tot	A			TO	Blk	Stl		
00	Eric Hamilton	r	0-1	0-0	0-0	1	1	2	0	0	1	1	0	1	4
11	Justin Champagnie	r	7-9	5-6	2-2	1	5	6	3	21	0	4	0	3	33
01	Xavier Johnson	g	5-10	0-1	6-6	0	1	1	3	16	8	4	0	4	35
02	Trey McGowens	g	4-9	0-0	6-11	0	3	3	4	14	1	3	0	3	37
05	Au'Diese Toney	g	3-4	0-0	7-7	3	0	3	2	13	0	0	0	1	30
04	Gerald Drumgoole Jr		1-2	0-1	2-2	1	1	2	0	4	0	2	0	0	4
12	A. Karim Coulibaly		0-3	0-0	0-1	2	2	4	3	0	1	0	0	0	15
21	Terrell Brown		1-5	0-1	1-2	2	2	4	3	3	1	0	4	2	21
04	Ryan Murphy		5-9	4-7	2-2	1	1	2	0	16	0	3	0	0	21
Team						2	2	4							
Totals			26-52	9-16	26-33	13	18	31	18	87	12	17	4	14	200

FG % 1st Half: 13-26 50.0% 2nd half: 13-26 50.0% Game: 26-52 50.0%
3FG % 1st Half: 6-12 50.0% 2nd half: 3-4 75.0% Game: 9-16 56.3%
FT % 1st Half: 10-13 76.9% 2nd half: 16-20 80.0% Game: 26-33 78.8%

Deadball Rebounds 3

Officials: Tim Comer,Earl Walton,Jeff Anderson

Technical fouls: Canisius-None. Pitt-None.

Attendance: 8035

2019-20 Men's Basketball. Round: 0. Canisius vs Pittsburgh. Played at Petersen

Score by periods				1st	2nd	Total									
Canisius				36	43	79									
Pitt				42	45	87									

Points CANIS 32
PITT 32

In Paint 14
T/O 18
Off 18
Chance 16
2nd Break 16
Fast Break 12
Bench 38
23

Score tied - 0 times.
Lead changed - 0 times.

Official Basketball Box Score -- Game Totals -- Final Statistics

Wake Forest vs Pitt

01/04/20 12:00 pm at

Wake Forest 69 • 8-5,1-2 ACC

#	Player	Total		3-Ptr		Rebounds			PF	TP	A TO Blk Stl				Min
		FG-FGA	FG-FGA	FT-FTA	Off	Def	Tot	A			TO	Blk	Stl		
01	Isaiah Mucius	r	2-5	0-1	2-4	1	2	3	1	6	1	3	0	0	20
33	Ody Oguama	r	1-1	0-0	2-2	1	3	4	2	4	0	0	0	0	15
00	Brandon Childress	g	2-4	1-2	3-4	1	4	5	2	8	6	2	0	0	36
13	Andrien White	g	3-8	3-6	0-1	0	2	2	2	9	3	1	0	1	26
23	Chaundee Brown	g	4-12	2-7	0-1	1	6	7	2	10	0	2	0	1	30
04	Jahcobi Neath		0-0	0-0	0-0	0	0	0	1	0	0	2	0	0	7
11	Torry Johnson		3-4	0-1	6-6	0	1	1	1	12	1	2	0	0	25
25	Ismael Massoud		4-8	3-6	3-5	0	3	3	0	14	0	0	1	0	16
30	Olivier Sarr		2-3	0-0	2-2	1	6	7	4	6	4	2	2	1	25
Team						1	2	3							
Totals			21-45	9-23	18-25	6	29	35	15	69	15	14	3	3	200

FG % 1st Half: 9-21 42.9% 2nd half: 12-24 50.0% Game: 21-45 46.7%
3FG % 1st Half: 3-11 27.3% 2nd half: 6-12 50.0% Game: 9-23 39.1%
FT % 1st Half: 6-10 60.0% 2nd half: 12-15 80.0% Game: 18-25 72.0%

Deadball Rebounds 2

Pitt 65 • 10-4,1-2 ACC

#	Player	Total		3-Ptr		Rebounds			PF	TP	A TO Blk Stl				Min
		FG-FGA	FG-FGA	FT-FTA	Off	Def	Tot	A			TO	Blk	Stl		
00	Eric Hamilton	r	3-6	0-1	2-2	3	5	8	5	8	0	0	1	0	26
11	Justin Champagnie	r	4-12	1-6	2-2	1	7	8	1	11	1	1	0	0	39
01	Xavier Johnson	g	3-10	1-1	4-4	0	4	4	4	11	6	3	0	1	36
02	Trey McGowens	g	4-15	1-6	3-6	1	1	2	2	12	2	2	0	2	31
24	Ryan Murphy	g	7-12	4-6	0-0	1	3	4	1	18	4	0	0	2	40
04	Gerald Drumgoole Jr		0-1	0-1	0-0	1	1	2	1	0	1	0	0	0	7
12	A. Karim Coulibaly		0-0	0-0	0-0	1	1	2	1	0	0	0	0	0	4
21	Terrell Brown		2-3	0-0	1-2	1	0	1	4	5	0	1	1	1	17
Team						1	1	2							
Totals			23-59	7-21	12-16	10	23	33	19	65	14	8	2	6	200

FG % 1st Half: 12-33 36.4% 2nd half: 11-26 42.3% Game: 23-59 39.0%
3FG % 1st Half: 3-9 33.3% 2nd half: 4-12 33.3% Game: 7-21 33.3%
FT % 1st Half: 3-4 75.0% 2nd half: 9-12 75.0% Game: 12-16 75.0%

Deadball Rebounds 1

Officials: Mark Schnur,Jerry Heater,Raymie Styons

Technical fouls: Wake Forest-None. Pitt-None.

Attendance: 10155

2019-20 Men's Basketball. Round: 0. Pittsburgh vs Wake Forest. Played at Peter

Score by periods				1st	2nd	Total									
Wake Forest				27	42	69									
Pitt				30	35	65									

Points WAKE 24
PITT 24

In Paint 20
T/O 6
Off 18
Chance 11
2nd Break 18
Fast Break 14
Bench 38
5

Score tied - 11 times.
Lead changed - 10 times.

Official Basketball Box Score -- Game Totals -- Final Statistics

Pitt vs North Carolina

01/08/20 7:00 pm at

Pitt 73 • 11-4,2-2 ACC

#	Player	Total		3-Ptr		Rebounds			PF	TP	A TO Blk Stl				Min
		FG-FGA	FG-FGA	FT-FTA	Off	Def	Tot	A			TO	Blk	Stl		
00	Eric Hamilton	r	1-2	0-0	4-4	1	1	2	4	6	0	2	0	0	20
11	Justin Champagnie	r	7-12	4-7	4-4	2	6	8	1	22	0	1	2	2	40
01	Xavier Johnson	g	6-11	1-2	4-6	1	2	3	17	3	6	0	1	33	
02	Trey McGowens	g	8-17	4-8	4-6	0	6	6	4	24	8	4	0	4	39
24	Ryan Murphy	g	1-8	0-4	2-2	0	4	4	1	4	2	0	0	2	38
04	Gerald Drumgoole Jr		0-2	0-1	0-0	0	1	1	2	0	0	0	0	0	10
12	A. Karim Coulibaly		0-0	0-0	0-0	0	0	0	1	0	0	0	0	0	3
21	Terrell Brown		0-0	0-0	0-0	0	0	0	2	0	0	2	0	0	17
31	Onyebuchi Ezeakudo		0-0	0-0	0-0	0	0	0	0	0	0	0	0	0	0+
Team						1	2	3							
Totals			23-52	9-22	18-22	5	22	27	18	73	13	13	4	9	200

FG % 1st Half: 9-28 32.1% 2nd half: 14-24 58.3% Game: 23-52 44.2%
3FG % 1st Half: 1-10 10.0% 2nd half: 8-12 66.7% Game: 9-22 40.9%
FT % 1st Half: 9-10 90.0% 2nd half: 9-12 75.0% Game: 18-22 81.8%

Deadball Rebounds 0,3

North Carolina 65 • 8-7,1-3 ACC

#	Player	Total		3-Ptr		Rebounds			PF	TP	A TO Blk Stl				Min
		FG-FGA	FG-FGA	FT-FTA	Off	Def	Tot	A			TO	Blk	Stl		
05	Armando Bacot	r	6-11	0-0	3-4	2	7	9	1	15	4	4	1	0	31
15	Garrison Brooks	r	9-12	1-1	2-5	3	7	10	3	21	1	1	0	1	37
01	Leaky Black	g	3-9	1-5	2-2	1	4	5	4	9	4	3	2	2	33
04	Brandon Robinson	g	4-9	3-8	2-2	1	0	1	3	13	3	3	0	1	34
13	Jeremiah Francis	g	1-9	0-5	0-0	0	2	2	3	2	4	4	0	2	24
03	Andrew Platek		1-4	0-1	0-0	1	4	5	1	2	0	1	0	0	20
30	K.J. Smith		0-0	0-0	1-2	0	0	0	1	1	1	0	0	1	3
32	Justin Pierce		0-4	0-1	0-2	2	2	4	1	0	0	0	0	0	12
55	Christian Keeling		1-3	0-0	0-0	1	2	3	2	2	0	0	0	0	6
Team						3	0	3							
Totals			25-61	5-21	10-17	14	28	42	19	65	17	17	3	7	200

FG % 1st Half: 14-31 45.2% 2nd half: 11-30 36.7% Game: 25-61 41.0%
3FG % 1st Half: 3-10 30.0% 2nd half: 2-11 18.2% Game: 5-21 23.8%
FT % 1st Half: 6-10 60.0% 2nd half: 4-7 57.1% Game: 10-17 58.8%

Deadball Rebounds 4

Officials: Brent Hampton,Roger Ayers,Mike Eades

Technical fouls: Pitt-None. North Carolina-None.

Attendance: 20798

2019-20 Men's Basketball. Round: 0. North Carolina vs Pittsburgh. Played at Sm

Score by periods				1st	2nd	Total									
Pitt				28	45	73									
North Carolina				37	28	65									

Points PITT 24
UNC 30

In Paint 24
T/O 16
Off 14
Chance 12
2nd Break 8
Fast Break 6
Bench 0
5

Score tied - 5 times.
Lead changed - 7 times.

Official Basketball Box Score -- Game Totals -- Final Statistics

Wake Forest vs Pitt

01/04/20 12:00 pm at

Wake Forest 69 • 8-5,1-2 ACC

#	Player	Total		3-Ptr		Rebounds			PF	TP	A TO Blk Stl				Min
		FG-FGA	FG-FGA	FT-FTA	Off	Def	Tot	A			TO	Blk	Stl		
01	Isaiah Mucius	r	2-5	0-1	2-4	1	2	3	1	6	1	3	0	0	20
33	Ody Oguama	r	1-1	0-0	2-2	1	3	4	2	4	0	0	0	0	15
00	Brandon Childress	g	2-4	1-2	3-4	1	4	5	2	8	6	2	0	0	36
13	Andrien White	g	3-8	3-6	0-1	0	2	2	2	9	3	1	0	1	26
23	Chaundee Brown	g	4-12	2-7	0-1	1	6	7	2	10	0	2	0	1	30
04	Jahcobi Neath		0-0	0-0	0-0	0	0	0	1	0	0	2	0	0	7
11	Torry Johnson		3-4	0-1	6-6	0	1	1	1	12	1	2	0	0	25
25	Ismael Massoud		4-8	3-6	3-5	0	3	3	0	14	0	0	1	0	16
30	Olivier Sarr		2-3	0-0	2-2	1	6	7	4	6	4	2	2	1	25
Team						1	2	3							
Totals			21-45	9-23	18-25	6	29	35	15	69	15	14	3	3	200

FG % 1st Half: 9-21 42.9% 2nd half: 12-24 50.0% Game: 21-45 46.7%
3FG % 1st Half: 3-11 27.3% 2nd half: 6-12 50.0% Game: 9-23 39.1%
FT % 1st Half: 6-10 60.0% 2nd half: 12-15 80.0% Game: 18-25 72.0%

Deadball Rebounds 2

Pitt 65 • 10-4,1-2 ACC

#	Player	Total		3-Ptr		Rebounds			PF	TP	A TO Blk Stl				Min
		FG-FGA	FG-FGA	FT-FTA	Off	Def	Tot	A			TO	Blk	Stl		
00	Eric Hamilton	r	3-6	0-1	2-2	3	5	8	5	8	0	0	1	0	26
11	Justin Champagnie	r	4-12	1-6	2-2	1	7	8	1	11	1	1	0	0	39
01	Xavier Johnson	g	3-10	1-1	4-4	0	4	4	4	11	6	3	0	1	36
02	Trey McGowens	g	4-15	1-6	3-6	1	1	2	2	12	2	2	0	2	31
24	Ryan Murphy	g	7-12	4-6	0-0	1	3	4							

2019-20 BOX SCORES

Official Basketball Box Score -- Game Totals -- Final Statistics

Louisville vs Pitt

01/14/20 7:00 pm at

Louisville 73 • 14-3,5-1 ACC

# #		Player	Total FG-FGA	3-Ptr FG-FGA	FT-FTA	Rebounds			PF	TP	A	TO	Blk	Stl	Min		
Off	Def	Tot				Off	Def	Tot									
24		Dwayne Sutton	f	4-8	3-6	2-5	2	7	9	2	13	0	1	2	0	35	
33		Jordan Nwora	f	5-13	2-5	2-2	3	3	6	2	14	1	3	2	0	42	
23		Steven Enoch	c	3-6	0-0	2-2	1	3	4	4	8	0	2	0	1	23	
00		Lamar Kimble	g	2-8	2-3	0-0	1	1	2	3	6	6	1	0	1	31	
02		Darius Perry	g	1-3	1-2	0-0	0	0	0	1	3	1	2	0	0	12	
05		Malik Williams		2-5	0-1	5-6	2	6	8	2	9	0	0	1	0	23	
10		Samuel Williamson		1-3	1-1	0-1	0	0	0	2	3	0	1	0	0	12	
13		David Johnson		3-7	1-1	4-6	2	1	3	3	11	4	3	0	0	20	
30		Ryan McMahon		2-7	2-6	0-0	0	1	1	3	6	2	1	0	0	27	
Team							1	3	4								
Totals			23-60	12-25	15-22	12	25	37	22	73	14	14	5	2		225	
FG % 1st Half:		10-30	33.3%	2nd half:	11-27	40.7%	OT:	2-3	66.7%	Game:	23-60	38.3%	Deadball Rebounds				3
3FG % 1st Half:		4-12	33.3%	2nd half:	7-12	58.3%	OT:	1-1	100.0	Game:	12-25	48.0%					
FT % 1st Half:		4-5	80.0%	2nd half:	4-7	57.1%	OT:	7-10	70.0%	Game:	15-22	68.2%					

Pitt 68 • 11-6,2-4 ACC

# #		Player	Total FG-FGA	3-Ptr FG-FGA	FT-FTA	Rebounds			PF	TP	A	TO	Blk	Stl	Min		
Off	Def	Tot				Off	Def	Tot									
00		Eric Hamilton	f	2-5	0-0	2-2	2	3	5	0	6	1	1	1	0	19	
11		Justin Champagnie	f	3-4	1-2	4-4	2	9	11	3	11	1	1	2	1	44	
01		Xavier Johnson	g	3-10	1-4	4-6	0	3	3	2	11	5	3	1	3	41	
02		Trey McGowens	g	8-22	2-7	6-8	1	3	4	4	24	3	5	0	2	39	
05		Au'Diese Toney	g	2-4	1-2	2-4	3	3	6	5	7	1	2	0	1	32	
21		Terrell Brown		1-3	0-0	1-2	2	1	3	5	3	0	1	4	0	26	
24		Ryan Murphy		2-8	2-4	0-0	0	1	1	3	6	0	1	0	1	24	
Team							2	4	6								
Totals			21-56	7-19	19-26	12	27	39	22	68	11	16	8	8		225	
FG % 1st Half:		12-25	48.0%	2nd half:	7-23	30.4%	OT:	2-8	25.0%	Game:	21-56	37.5%	Deadball Rebounds				5,2
3FG % 1st Half:		5-10	50.0%	2nd half:	2-6	33.3%	OT:	0-3	0.0%	Game:	7-19	36.8%					
FT % 1st Half:		2-4	50.0%	2nd half:	14-18	77.8%	OT:	3-4	75.0%	Game:	19-26	73.1%					

Officials: Kipp Kissingner, Mike Roberts, Mike Stephens

Technical fouls: Louisville-Malik Williams; TEAM: Pitt-Au'Diese Toney.

Attendance: 9221

2019-20 Men's Basketball. Round: 0. Louisville vs Pittsburgh. Played at Peters

Score by periods		1st	2nd	OT	Total
Louisville		28	33	12	73
Pitt		31	30	7	68

Last FG - LOU OT-01:36, PITT OT-01:05.

Largest lead - LOU by 5 1st-17:43, PITT by 9 1st-08:01.

LOU led for 08:49. PITT led for 33:21. Game was tied for 02:50.

Score tied - 3 times.

Lead changed - 5 times.

Official Basketball Box Score -- Game Totals -- Final Statistics

North Carolina vs Pitt

01/18/20 12:00 pm at Pittsburgh, PA

North Carolina 52 • 8-9,1-5 ACC

# #		Player	Total FG-FGA	3-Ptr FG-FGA	FT-FTA	Rebounds			PF	TP	A	TO	Blk	Stl	Min		
Off	Def	Tot				Off	Def	Tot									
05		Armando Bacot	f	5-12	0-0	2-3	4	7	11	5	12	2	3	1	3	29	
15		Garrison Brooks	f	7-15	0-0	2-8	6	7	13	1	16	1	3	0	0	38	
01		Leaky Black	g	2-5	1-2	0-2	0	4	4	2	5	2	0	1	4	34	
03		Andrew Platek	g	0-2	0-0	0-0	2	1	3	1	0	4	1	0	0	18	
04		Brandon Robinson	g	3-10	3-9	3-4	1	2	3	5	12	0	3	0	0	32	
11		Shea Rush		0-1	0-1	0-0	0	0	0	1	0	0	0	0	0	2	
13		Jeremiah Francis		0-5	0-2	1-2	0	1	1	0	1	0	2	0	0	15	
32		Justin Pierce		2-6	0-3	0-0	2	1	3	0	4	1	3	0	0	16	
55		Christian Keeling		0-4	0-1	2-2	3	1	4	1	2	1	0	0	0	16	
Team							3	2	5								
Totals			19-60	4-18	10-21	21	26	47	16	52	11	16	2	7		200	
FG % 1st Half:		8-24	33.3%	2nd half:	11-36	30.6%	Game:	19-60	31.7%	Deadball Rebounds							4
3FG % 1st Half:		3-8	37.5%	2nd half:	1-10	10.0%	Game:	4-18	22.2%								
FT % 1st Half:		4-10	40.0%	2nd half:	6-11	54.5%	Game:	10-21	47.6%								

Pitt 66 • 12-6,3-4 ACC

# #		Player	Total FG-FGA	3-Ptr FG-FGA	FT-FTA	Rebounds			PF	TP	A	TO	Blk	Stl	Min		
Off	Def	Tot				Off	Def	Tot									
00		Eric Hamilton	f	1-2	0-0	3-4	2	2	4	2	5	0	0	2	0	20	
11		Justin Champagnie	f	2-8	1-4	0-2	1	1	2	5	5	0	0	0	1	15	
01		Xavier Johnson	g	4-11	2-5	10-12	1	5	6	1	20	6	2	1	2	35	
02		Trey McGowens	g	1-10	1-5	2-2	2	4	6	4	5	3	1	0	2	34	
05		Au'Diese Toney	g	3-6	0-2	3-4	1	6	7	3	9	1	4	0	2	32	
04		Gerald Drumgoole Jr		0-2	0-1	0-0	1	0	1	0	0	0	1	0	0	13	
21		Terrell Brown		4-4	0-0	1-3	1	3	4	4	9	0	0	3	1	20	
24		Ryan Murphy		5-10	3-8	0-0	0	1	1	1	13	2	1	0	3	31	
31		Onyebuchi Ezeakudo		0-0	0-0	0-0	0	1	1	0	0	0	0	0	0	0+	
Team							2	4	6								
Totals			20-53	7-25	19-27	11	27	38	20	66	12	9	6	11		200	
FG % 1st Half:		15-31	48.4%	2nd half:	5-22	22.7%	Game:	20-53	37.7%	Deadball Rebounds							4
3FG % 1st Half:		6-15	40.0%	2nd half:	1-10	10.0%	Game:	7-25	28.0%								
FT % 1st Half:		7-11	63.6%	2nd half:	12-16	75.0%	Game:	19-27	70.4%								

Officials: Tim Clougherty, Keith Kimble, A.J. Desai

Technical fouls: North Carolina-None. Pitt-None.

Attendance: 12376

2019-20 Men's Basketball. Round: 0. North Carolina vs Pittsburgh. Played at Pe

Score by periods		1st	2nd	Total
North Carolina		23	29	52
Pitt		43	23	66

Last FG - UNC 2nd-01:49, PITT 2nd-06:36.

Largest lead - UNC by 3 1st-18:49, PITT by 23 1st-03:05.

UNC led for 02:02. PITT led for 37:32. Game was tied for 00:26.

Score tied - 2 times.

Lead changed - 2 times.

Official Basketball Box Score -- Game Totals -- Final Statistics

Boston College vs Pitt

01/22/20 9:00 pm at Pittsburgh, PA

Boston College 72 • 9-10,3-5 ACC

# #		Player	Total FG-FGA	3-Ptr FG-FGA	FT-FTA	Rebounds			PF	TP	A	TO	Blk	Stl	Min		
Off	Def	Tot				Off	Def	Tot									
00		CJ Felder	f	0-1	0-0	0-0	4	2	6	1	0	0	3	0	1	14	
01		Jairus Hamilton	f	6-6	1-1	0-0	1	5	6	4	13	1	3	0	1	32	
41		Steffon Mitchell	f	3-6	2-5	4-5	2	1	3	0	12	1	1	1	2	37	
05		Jay Heath	g	4-11	4-7	4-4	0	2	2	3	16	3	1	0	1	38	
11		Derryck Thornton	g	5-12	1-4	2-2	0	3	3	3	13	7	5	1	2	34	
02		Julian Rishwain		2-4	2-3	0-0	0	2	2	2	6	3	0	0	0	15	
21		Nik Popovic		5-12	0-4	2-2	0	2	2	3	12	0	1	1	0	30	
Team							1	1	2								
Totals			25-52	10-24	12-13	8	18	26	16	72	15	15	3	7		200	
FG % 1st Half:		10-21	47.6%	2nd half:	15-31	48.4%	Game:	25-52	48.1%	Deadball Rebounds							0
3FG % 1st Half:		6-11	54.5%	2nd half:	4-13	30.8%	Game:	10-24	41.7%								
FT % 1st Half:		7-7	100.0	2nd half:	5-6	83.3%	Game:	12-13	92.3%								

Pitt 74 • 13-6,4-4 ACC

# #		Player	Total FG-FGA	3-Ptr FG-FGA	FT-FTA	Rebounds			PF	TP	A	TO	Blk	Stl	Min		
Off	Def	Tot				Off	Def	Tot									
00		Eric Hamilton	f	2-2	0-0	1-2	1	3	4	4	5	0	0	0	0	20	
11		Justin Champagnie	f	8-14	1-4	0-0	4	6	10	2	17	1	2	1	1	36	
01		Xavier Johnson	g	3-10	1-1	2-2	0	4	4	3	9	10	5	1	1	37	
02		Trey McGowens	g	5-14	0-3	4-5	2	0	2	3	14	3	2	0	2	31	
05		Au'Diese Toney	g	7-9	1-1	1-3	2	3	5	1	16	1	1	0	0	39	
12		A. Karim Coulibaly		0-1	0-0	0-0	1	0	1	1	0	0	1	0	0	8	
21		Terrell Brown		1-2	0-0	0-0	1	1	2	3	2	1	2	2	0	12	
24		Ryan Murphy		4-5	3-3	0-0	0	1	1	1	11	0	0	0	0	17	
Team							0	2	2								
Totals			30-57	6-12	8-12	11	20	31	18	74	16	13	4	4		200	
FG % 1st Half:		12-28	42.9%	2nd half:	18-29	62.1%	Game:	30-57	52.6%	Deadball Rebounds							2
3FG % 1st Half:		2-5	40.0%	2nd half:	4-7	57.1%	Game:	6-12	50.0%								
FT % 1st Half:		2-2	100.0	2nd half:	6-10	60.0%	Game:	8-12	66.7%								

Officials: Mark Schnur, Bill Covington, Jr., Brian Dorsey

Technical fouls: Boston College-None. Pitt-None.

Attendance: 7230

2019-20 Men's Basketball. Round: 0. Boston College vs Pittsburgh. Played at Pe

Score by periods		1st	2nd	Total
Boston College		33	39	72
Pitt		28	46	74

Last FG - BC 2nd-00:12, PITT 2nd-00:04.

Largest lead - BC by 14 1st-03:21, PITT by 10 2nd-04:22.

BC led for 18:31. PITT led for 18:53. Game was tied for 02:36.

Score tied - 4 times.

Lead changed - 8 times.

Official Basketball Box Score -- Game Totals -- Final Statistics

Pitt vs Syracuse

01/25/20 12:00 pm at Syracuse, NY

Pitt 61 • 13-7,6-3 ACC

# #		Player	Total FG-FGA	3-Ptr FG-FGA	FT-FTA	Rebounds			PF	TP	A</
-----	--	--------	--------------	--------------	--------	----------	--	--	----	----	-----

Official Basketball Box Score -- Game Totals -- Final Statistics

Pitt vs Duke

01/28/20 9:00 pm at Durham, NC

Pitt 67 • 13-8,4-6 ACC

##	Player	Total		3-Ptr		Rebounds			PF	TP	A TO Blk Stl				Min
		FG-FGA	FG-FGA	FT-FTA	FT-FTA	Off	Def	Tot			A	TO	Blk	Stl	
00	Eric Hamilton	f	1-2	0-0	2-2	2	4	6	2	4	0	1	0	0	9
11	Justin Champagnie	f	5-12	1-5	2-2	2	5	7	0	13	0	2	1	1	40
01	Xavier Johnson	g	3-10	0-1	3-4	0	4	4	9	3	3	0	0	0	36
02	Trey McGowens	g	0-7	0-2	2-2	0	3	3	2	2	6	2	0	1	30
05	Au'Diese Toney	g	11-19	3-4	2-2	2	2	4	3	27	1	0	0	0	40
12	A. Karim Coulibaly		3-4	0-0	2-4	2	2	4	0	8	1	1	0	0	22
21	Terrell Brown		2-2	0-0	0-0	0	1	1	3	4	0	0	0	1	9
24	Ryan Murphy		0-1	0-0	0-0	0	0	0	1	0	1	0	0	1	14
Team						2	1	3							
Totals			25-57	4-12	13-16	10	22	32	15	67	12	9	1	4	200
FG % 1st Half:		12-32	37.5%	2nd half:	13-25	52.0%	Game:		25-57	43.9%	Deadball Rebounds 1				
3FG % 1st Half:		2-5	40.0%	2nd half:	2-7	28.6%	Game:		4-12	33.3%					
FT % 1st Half:		8-9	88.9%	2nd half:	5-7	71.4%	Game:		13-16	81.3%					

Duke 79 • 17-3,7-2 ACC

##	Player	Total		3-Ptr		Rebounds			PF	TP	A TO Blk Stl				Min
		FG-FGA	FG-FGA	FT-FTA	FT-FTA	Off	Def	Tot			A	TO	Blk	Stl	
21	Matthew Hurt	f	2-6	1-4	2-4	2	2	4	4	7	2	0	1	0	24
01	Vernon Carey	c	11-17	1-2	3-6	5	8	13	3	26	4	3	1	0	35
02	Cassius Stanley	g	5-10	1-5	0-0	3	4	7	3	11	0	2	1	0	29
03	Tre Jones	g	5-10	1-2	3-3	0	3	3	2	14	8	0	1	1	40
14	Jordan Goldwire	g	4-9	3-7	2-2	1	4	5	1	13	3	1	0	1	35
12	Javin DeLaurier		0-0	0-0	0-0	0	0	0	1	0	0	0	0	0	4
13	Joey Baker		1-6	0-3	0-0	0	0	0	1	2	1	0	0	0	9
15	Alex O'Connell		0-1	0-0	0-0	0	0	0	0	0	0	0	0	0	1
41	Jack White		2-3	2-3	0-0	2	1	3	1	6	1	2	1	1	23
Team						1	1	2			1				
Totals			30-62	9-26	10-15	14	23	37	16	79	19	9	5	3	200
FG % 1st Half:		17-33	51.5%	2nd half:	13-29	44.8%	Game:		30-62	48.4%	Deadball Rebounds 1,1				
3FG % 1st Half:		7-14	50.0%	2nd half:	2-12	16.7%	Game:		9-26	34.6%					
FT % 1st Half:		4-8	50.0%	2nd half:	6-7	85.7%	Game:		10-15	66					

Last FG - GATECH 2nd-00:07, PITT 2nd-02:25.
Largest lead - GATECH by 8 1st-15:21, PITT by 11 2nd-01:39.
GATECH led for 10:27. PITT led for 27:44. Game was tied for 01:49.

2019-20 SEASON STATS

Game Records

Record	Overall	Home	Away	Neutral
ALL GAMES	15-9	11-4	2-5	2-0
CONFERENCE	6-7	5-2	1-5	0-0
NON-CONFERENCE	9-2	6-2	1-0	2-0

Score by Periods

Team	1st	2nd	OT	TOT
Pittsburgh	722	873	7	1602
Opponents	714	796	12	1522

Team Box Score

No.	Player				Total		3-Point		F-Throw		Rebounds													
		GP-GS	MIN	AVG	FG-FGA	FG%	3FG-FGA	3FG%	FT-FTA	FT%	OFF	DEF	TOT	AVG	PF	DQ	A	TO	BLK	STL	PTS	AVG		
2	MCGOWENS, Trey	24-23	793:06	33.0	99-262	.378	31-103	.301	80-108	.741	14	70	84	3.5	60	1	88	65	2	45	309	12.9		
11	CHAMPAGNIE, Justin	24-19	761:53	31.7	113-259	.436	24-85	.282	52-64	.813	57	119	176	7.3	51	1	12	23	16	29	302	12.6		
1	JOHNSON, Xavier	24-24	821:45	34.2	94-246	.382	24-69	.348	75-101	.743	11	80	91	3.8	61	4	126	80	4	35	287	12.0		
24	MURPHY, Ryan	21-12	633:31	30.2	74-194	.381	39-110	.355	25-30	.833	13	41	54	2.6	24	0	34	29	2	22	212	10.1		
5	TONEY, Au'Diese	22-16	625:47	28.4	68-146	.466	12-42	.286	41-60	.683	44	68	112	5.1	39	2	23	18	1	22	189	8.6		
0	HAMILTON, Eric	24-18	393:01	16.4	47-89	.528	0-2	.000	34-45	.756	41	59	100	4.2	46	2	5	18	14	8	128	5.3		
21	BROWN, Terrell	24-6	459:24	19.1	48-89	.539	0-4	.000	28-43	.651	40	47	87	3.6	57	2	4	18	44	11	124	5.2		
12	COULIBALY, Abdoul Karim	17-0	150:30	8.9	13-37	.351	0-1	.000	5-14	.357	11	10	21	1.2	16	0	4	7	2	4	31	1.8		
23	GEORGE, Samson	3-0	14:23	4.8	1-6	.167	0-0	.000	2-4	.500	3	2	5	1.7	1	0	0	0	0	0	4	1.3		
4	DRUMGOOLE JR., Gerald	12-2	107:34	9.0	4-22	.182	1-14	.071	5-9	.556	7	8	15	1.3	11	0	5	10	1	2	14	1.2		
31	EZEAKUDO, Onyebuchi	13-0	39:12	3.0	1-4	.250	0-2	.000	0-0	.000	2	4	6	0.5	1	0	3	3	0	4	2	0.2		
13	MARSHALL, KJ	1-0	03:21	3.4	0-2	.000	0-0	.000	0-0	.000	0	0	0	0.0	1	0	0	0	0	1	0	0.0		
14	AIKEN JR. , Curtis	2-0	02:09	1.1	0-0	.000	0-0	.000	0-0	.000	0	1	1	0.5	0	0	0	0	0	0	0	0.0		
22	STARZYNSKI, Anthony	3-0	04:57	1.6	0-0	.000	0-0	.000	0-0	.000	0	0	0	0.0	0	0	1	0	0	1	0	0.0		
42	SMITH, Chayce	1-0	01:25	1.4	0-0	.000	0-0	.000	0-0	.000	0	1	1	1.0	0	0	0	0	0	0	0	0.0		
Team											44	42	86					15						
Total		24	4812		562-1356	.414	131-432	.303	347-478	.726	287	552	839	35.0	368	12	305	286	86	184	1602	66.8		
Opponents		24	4825		556-1337	.416	175-537	.326	235-337	.697	289	574	863	36.0	442	10	316	375	92	120	1522	63.4		

Team Statistics

	PITT	OPP
Scoring	1602	1522
Points per game	66.8	63.4
Scoring margin	+3.3	-
Field goals-att	562-1356	556-1337
Field goal pct	.414	.416
3 point fg-att	131-432	175-537
3-point FG pct	.303	.326
3-pt FG made per game	5.5	7.3
Free throws-att	347-478	235-337
Free throw pct	.726	.697
F-Throws made per game	14.5	9.8
Rebounds	839	863
Rebounds per game	35.0	36.0
Rebounding margin	-1.0	-
Assists	305	316
Assists per game	12.7	13.2
Turnovers	286	375
Turnovers per game	11.9	15.6
Turnover margin	+3.7	-
Assist/turnover ratio	1.1	0.8
Steals	184	120
Steals per game	7.7	5.0
Blocks	86	92
Blocks per game	3.6	3.8
Winning streak	1	-
Home win streak	4	-
Attendance	132183	88027
Home games-Avg/Game	15-8812	7-12575
Neutral site-Avg/Game	-	2-2530

Team Results

Date	Opponent		Score	Att.
11/06/2019	Florida St.	W	63-61	9016
11/09/2019	Nicholls St.	L	70-75	7956
11/12/2019	at Robert Morris	W	71-57	4034
11/15/2019	West Virginia	L	53-68	11725
11/18/2019	Monmouth	W	63-50	6753
11/21/2019	Ark.-Pine Bluff	W	66-41	7068
11/25/2019	vs Kansas St.	W	63-59	3013
11/27/2019	vs Northwestern	W	72-59	2046
12/03/2019	Rutgers	W	71-60	7894
12/06/2019	at Louisville	L	46-64	17249
12/16/2019	Northern Ill.	W	59-50	7015
12/20/2019	Binghamton	W	79-53	7226
12/30/2019	Canisius	W	87-79	8035
01/04/2020	Wake Forest	L	65-69	10155
01/08/2020	at North Carolina	W	73-65	20798
01/12/2020	at Miami (FL)	L	58-66	6387
01/14/2020	Louisville	Lot	68-73	9221
01/18/2020	North Carolina	W	66-52	12376
01/22/2020	Boston College	W	74-72	7230
01/25/2020	at Syracuse	L	61-69	23711
01/28/2020	at Duke	L	67-79	9314
02/02/2020	Miami (FL)	W	62-57	9759
02/05/2020	at Notre Dame	L	72-80	6534
02/08/2020	Georgia Tech	W	73-64	10754

2019-20 ACC STATS

Game Records

Record	Overall	Home	Away	Neutral
ALL GAMES	6-7	5-2	1-5	0-0
CONFERENCE	6-7	5-2	1-5	0-0
NON-CONFERENCE	0-0	0-0	0-0	0-0

Score by Periods

Team	1st	2nd	OT	TOT
Pittsburgh	377	464	7	848
Opponents	406	453	12	871

Team Box Score

No.	Player				Total		3-Point		F-Throw		Rebounds													
		GP-GS	MIN	AVG	FG-FGA	FG%	3FG-FGA	3FG%	FT-FTA	FT%	OFF	DEF	TOT	AVG	PF	DQ	A	TO	BLK	STL	PTS	AVG		
11	CHAMPAGNIE, Justin	13-11	445:34	34.3	62-146	.425	16-51	.314	29-37	.784	36	72	108	8.3	26	1	7	10	9	15	169	13.0		
2	MCGOWENS, Trey	13-13	447:41	34.4	52-161	.323	19-65	.292	43-56	.768	11	36	47	3.6	34	0	61	37	0	25	166	12.8		
1	JOHNSON, Xavier	13-13	467:44	36.0	48-138	.348	13-39	.333	50-68	.735	7	42	49	3.8	38	2	63	38	3	21	159	12.2		
5	TONEY, Au'Diese	11-10	349:09	31.7	44-96	.458	10-31	.323	15-26	.577	23	37	60	5.5	24	2	11	12	1	13	113	10.3		
24	MURPHY, Ryan	10-4	291:49	29.2	31-82	.378	19-47	.404	6-6	1.000	4	18	22	2.2	12	0	15	10	0	9	87	8.7		
21	BROWN, Terrell	13-1	251:52	19.4	31-48	.646	0-0	.000	14-21	.667	23	24	47	3.6	40	2	2	10	21	5	76	5.8		
0	HAMILTON, Eric	13-12	222:19	17.1	22-43	.512	0-1	.000	18-21	.857	19	29	48	3.7	32	2	2	8	8	0	62	4.8		
12	COULIBALY, Abdoul Karim	8-0	57:16	7.2	4-10	.400	0-0	.000	3-6	.500	5	3	8	1.0	4	0	1	2	0	1	11	1.4		
4	DRUMGOOLE JR., Gerald	8-1	75:59	9.5	2-16	.125	1-10	.100	0-0	.000	2	5	7	0.9	7	0	4	5	1	1	5	0.6		
22	STARZYNSKI, Anthony	1-0	00:30	0.5	0-0	.000	0-0	.000	0-0	.000	0	0	0	0.0	0	0	0	0	0	0	0	0.0		
31	EZEAKUDO, Onyebuchi	6-0	14:45	2.5	0-1	.000	0-0	.000	0-0	.000	0	3	3	0.5	1	0	2	1	0	1	0	0.0		
Team											17	21	38					11						
Total		13	2625		296-741	.399	78-244	.320	178-241	.739	147	290	437	33.6	218	9	168	144	43	91	848	65.2		
Opponents		13	2625		311-712	.437	96-293	.328	153-217	.705	145	326	471	36.2	223	7	185	188	56	55	871	67.0		

Team Statistics

	PITT	OPP
Scoring	848	871
Points per game	65.2	67.0
Scoring margin	-1.8	-
Field goals-att	296-741	311-712
Field goal pct	.399	.437
3 point fg-att	78-244	96-293
3-point FG pct	.320	.328
3-pt FG made per game	6.0	7.4
Free throws-att	178-241	153-217
Free throw pct	.739	.705
F-Throws made per game	13.7	11.8
Rebounds	437	471
Rebounds per game	33.6	36.2
Rebounding margin	-2.6	-
Assists	168	185
Assists per game	12.9	14.2
Turnovers	144	188
Turnovers per game	11.1	14.5
Turnover margin	+3.4	-
Assist/turnover ratio	1.2	1.0
Steals	91	55
Steals per game	7.0	4.2
Blocks	43	56
Blocks per game	3.3	4.3
Winning streak	1	-
Home win streak	4	-
Attendance	68511	83993
Home games-Avg/Game	7-9787	6-13999
Neutral site-Avg/Game	-	0-0

Team Results

Date	Opponent		Score	Att.
11/06/2019	Florida St.	W	63-61	9016
12/06/2019	at Louisville	L	46-64	17249
01/04/2020	Wake Forest	L	65-69	10155
01/08/2020	at North Carolina	W	73-65	20798
01/12/2020	at Miami (FL)	L	58-66	6387
01/14/2020	Louisville	Lot	68-73	9221
01/18/2020	North Carolina	W	66-52	12376
01/22/2020	Boston College	W	74-72	7230
01/25/2020	at Syracuse	L	61-69	23711
01/28/2020	at Duke	L	67-79	9314
02/02/2020	Miami (FL)	W	62-57	9759
02/05/2020	at Notre Dame	L	72-80	6534
02/08/2020	Georgia Tech	W	73-64	10754