

Louisville Basketball Quick Facts

Location	Louisville, Ky. 40292
Founded / Enrollment	1798 / 22,000
Nickname / Colors	Cardinals / Red & Black
Conference	Atlantic Coast
Home Court	KFC Yum! Center (22,090)
President	Dr. Neeli Bendapudi
Vice President/Director of Athletics	Vince Tyra
Head Coach	Chris Mack (Xavier '92)
UofL Record	41-18 (second year)
Overall Record	256-115 (11th year)
Assistant Coach	Luke Murray (Fairfield '07)
Assistant Coach	Mike Pegues (Delaware '00)
Assistant Coach	Dino Gaudio (Ohio U. '81)
Dir. of Basketball Operations	Kahil Fennell (Redlands '04)
All-Time Record	1,743-930 (106th yr.)
<i>(does not include 123-3 record vacated by NCAA)</i>	
All-Time NCAA Tournament Record	61-40
<i>(39 Appearances, 8 Final Fours, 2 NCAA Titles - '80, '86)</i>	
Important Phone Numbers	
Athletics Office	(502) 852-5732
Basketball Office	(502) 852-6651
Sports Information Office	(502) 852-6581
SID - Kenny Klein, cell	(502) 599-7865

2019-20 Schedule / Results #TEAM106

Date	Opponent	TV	Time (ET)
October			
Tues. 29	BELLARMINE ~	ACCNX	W 75-65
November			
Tues. 5	at Miami *	ACCN	W 87-74
Sun. 10	YOUNGSTOWN STATE +	RSN	W 78-55
Wed. 13	INDIANA STATE	ACCN	W 91-62
Sun. 17	N. CAROLINA CENTRAL +	ACCN	W 87-58
Wed. 20	USC UPSTATE +	ACCN	W 76-50
Sun. 24	AKRON +	ACCN	W 82-76
Fri. 29	Western Kentucky #	CBSSN/FB	W 71-54
December			
Tues. 3	#4/5 MICHIGAN @	ESPN	W 58-43
Fri. 6	PITTSBURGH *	ACCN	W 64-46
Tues. 10	Texas Tech =	ESPN	L 57-70
Sat. 14	EASTERN KENTUCKY	ACCN	W 99-67
Wed. 18	MIAMI (OHIO)	ACCN	W 70-46
Sat. 28	at #19/19 Kentucky	CBS	L 70-78/ot
January			
Sat. 4	#18/20 FLORIDA STATE *	ESPN2	L 65-78
Tues. 7	MIAMI *	ESPN2	W 74-58
Sat. 11	at Notre Dame *	ESPN	W 67-64
Tues. 14	at Pittsburgh *	ACCN	W 73-68/ot
Sat. 18	at #3/3 Duke *	ESPN	W 79-73
Wed. 22	GEORGIA TECH *	RSN	W 68-64
Sat. 25	CLEMSON *	RSN	W 80-62
Wed. 29	at Boston College *	ACCN	W 86-69
February			
Sat. 1	at NC State *	ESPN	W 77-57
Wed. 5	WAKE FOREST *	ESPN2	W 86-76
Sat. 8	VIRGINIA *	ESPN	W 80-73
Wed. 12	at Georgia Tech *	ACCN	L 58-64
Sat. 15	at Clemson *	ACCN	4:00 pm
Wed. 19	SYRACUSE *	ESPN	7:00 pm
Sat. 22	NORTH CAROLINA *	ESPN	4:00 pm
Mon. 24	at Florida State *	ESPN	7:00 pm
March			
Sun. 1	VIRGINIA TECH *	ACCN	6:00 pm
Sat. 7	at Virginia *	ESPN/2	4:00 pm
Tues. 10	at ACC Tournament	TBA	TBA
Sat. 14	(Greensboro Coliseum, Greensboro, N.C.)		
~ exhibition game			
* ACC game			
+ Global Sports Shootout, Louisville, KY			
# Bridgestone Arena, Nashville, Tenn.			
@ Big 10/ACC Challenge, Louisville, KY			
= Jimmy V Classic, Madison Square Garden, NY, NY			



LOUISVILLE BASKETBALL

TOUGH. TOGETHER. UNBREAKABLE.

1980, 1986 NCAA Champions □ 8 NCAA Final Fours □ 39 NCAA Tournament Appearances

Sports Information ♦ University of Louisville ♦ Louisville, KY 40292 ♦ www.GoCards.com
Phone: (502) 852-6581 ♦ email: kenny@GoCards.com ♦ Twitter/Instagram: @LouisvilleMBB

Louisville Cardinals (21-4, 12-2 ACC) vs. Clemson Tigers (12-12, 6-8 ACC)



Saturday, Feb. 15 ■ 4:00 p.m. ET ■ Littlejohn Coliseum ■ Clemson, S.C.

PROBABLE STARTING LINEUPS

Louisville (21-4, 12-2 ACC)

	Ht.	Wt.	Yr.	PPG	RPG	Hometown
F 24 Dwayne SUTTON	6-5	220	R-Sr.	8.8	8.4	Louisville, Ky.
F 33 Jordan NWORA	6-8	225	Jr.	18.8	7.2	Buffalo, N.Y.
C 23 Steven ENOCH	6-10	255	R-Sr.	10.2	5.8	Norwalk, Conn.
G 0 Fresh KIMBLE	6-0	185	Gr.	5.0	1.6	Philadelphia, Pa.
G 2 Darius PERRY	6-2	195	Jr.	5.9	1.7	Marietta, Ga.

Clemson (12-12, 6-8 ACC)

	Ht.	Wt.	Yr.	PPG	RPG	Hometown
F 12 Tevin MACK	6-6	227	Gr.	12.3	5.7	Columbia, S.C.
F 25 Aamir SIMMS	6-8.5	240	Jr.	13.3	7.2	Palmyra, Va.
G 0 Clyde TRAPP	6-4	194	Jr.	6.1	4.1	Eastover, S.C.
G 2 Al-Amir DAWES	6-2	180	Fr.	8.1	3.0	Newark, N.J.
G 15 John NEWMAN III	6-5	197	So.	9.2	3.8	Greensboro, N.C.

Head Coach: Brad Brownell (DePauw '91) 181-139 in 10th year at Clemson; 348-224 in 18th year overall.

Louisville will play its second straight on the road as the Cardinals visit Clemson, S.C. to face the Clemson Tigers for the second time this season on Saturday. Louisville had its 10-game winning streak broken as the Cardinals fell 64-58 at Georgia Tech on Wednesday. The Cardinals had their second-lowest scoring output and shooting performance from the field (.348) in the game. David Johnson (five rebounds) and Malik Williams (eight rebounds) scored 16 points each to lead the Cardinals as the bench produced 40 of the 58 points. The Tigers (12-12, 6-8 ACC) have dropped three of their last five games since losing at Louisville, but won 72-52 at Pittsburgh on Wednesday in their last outing. Louisville won last month's matchup 80-62 in the KFC Yum! Center.

GAME FACTS

Site: Littlejohn Coliseum (9,000), Clemson, S.C.

Television: ACC Network - Dave O'Brien, play-by-play; Jordan Cornette, analyst; Katie George, reporter.

Radio: WKRD (790 AM) Paul Rogers, play-by-play; Jody Demling, analyst (Sirius channel 138, XM 194, Internet 956)

Series History: UofL leads 7-2 (6-0 in Louisville, 1-2 in Clemson)

Last Meeting: UofL 80, Clemson 62 (Jan. 25, 2020 in KFC Yum! Center)

UL National Ranking: No. 5 USA Today, No. 5 Associated Press

Officials: Ted Valentine, Tony Henderson, Mark Schnur

Next UofL Game: Feb. 19 vs. Syracuse, KFC Yum! Center, 7:00 p.m. ET (ESPN)

CARD FILE

■ Louisville's **12-2 ACC start** is its best in its six years in the conference and its best in any league since the Cardinals won the 1967 Missouri Valley Conference title with a 12-2 record. UofL has started with at least a 21-4 overall record through 25 games for the first time since 2013-14. UofL has 18 straight 20-win seasons on the court.

■ Louisville's **28 ACC road wins** in its six years in the league is the fourth-most in the ACC.

■ Louisville is **eighth in the nation** in three-point field goal percentage (.391), but made just 3-of-24 threes in their last game at Georgia Tech. UofL has made as many as nine three-pointers in a game on 15 occasions this season (10 of the last 15), including 9-of-22 threes vs. Virginia on Feb. 8.

■ **Dwayne Sutton** needs 12 rebounds for 600 at UofL. He has grabbed double-digit rebounds in seven of the last 14 games (11 this year).

■ UofL is **12th in the nation** in field goal percentage defense (.380), 15th in scoring margin (+11.9), 24th in rebound margin (+6.6) and 36th in scoring defense (63.4). UofL is 30th in defensive efficiency and 11th in offensive efficiency in KenPom statistical rankings.

■ Louisville's bench has delivered an average of 32.4 points over the last eight games. Five of the Cardinals' top six bench scoring efforts of the season have come in the last eight games, with a different bench scoring leader in four of those.

■ **Jordan Nwora's** 469 points this year is the second-most by a UofL player through 25 games over the last 20 seasons. He leads the ACC in scoring (18.8 ppg). The preseason ACC Player of the Year, his 22 points vs. Virginia was his 13th game this season and 26th in the last two years scoring 20 or more.

■ **About Clemson** — Louisville will play its second straight on the road as the Cardinals visit Clemson, S.C. to face the Clemson Tigers for the second time this season on Saturday. The Tigers (12-12, 6-8 ACC) have dropped three of their last five games since losing at Louisville, but won 72-52 at Pittsburgh on Wednesday in their last outing as Al-Amir Dawes led the Tigers with 18 points. Clemson made 13-of-22 three-pointers in the game (.591).

Junior forward Aamir Simms is the Tigers' scoring leader (13.3 ppg, 7.2 rpg) and is 12th in the ACC in rebounding. Six Tigers have made at least 19 three-pointers this season, led by Tevin Mack's 37-of-129 threes. Clemson is No. 84 in the Sagarin Ratings, No. 83 in the NET rankings, No. 71 in ESPN's College Basketball Power Index (BPI) and No. 80 by Ken Pomeroy through Feb. 13.

Louisville leads 7-2 in its series against Clemson. Last month in the KFC Yum! Center, the Cardinals prevailed 80-62 as Darius Perry scored a career-high 19 points (5-of-6 three-pointers) and matched a career-best with five rebounds. Freshman forward Samuel Williams added 14 points off the bench, the second-highest total of his young career.

The teams met in the second round of the 2006 postseason NIT when UofL won 74-68 in Louisville's Freedom Hall as Taquan Dean led the Cardinals with 20 points (3-20-06).

UofL Coach Chris Mack has a 3-0 record vs. Clemson, including victories at UofL the last two years and when his Xavier team beat the Tigers 83-77 in the Tire Pros Invitational in Orlando, Fla. (11-18-16).

■ **Best ACC Start, Longest Win Streak** — Louisville's 12-2 ACC start is its best in its six years in the conference. It is the best start in any conference since the Cardinals started their 2013-14 American Athletic Conference season with a 13-2 record, en route to a 15-3 conference record and league championship.

The Cardinals 10-game ACC winning streak stopped in their last game at Georgia Tech was their longest-ever ACC winning streak, four more than the previous high of six straight accomplished last year. UofL had last won 10 straight conference games in the same season 37 years ago when it won the 1983 Metro Conference championship with a 12-0 mark. The last time a UofL team won as many as 10 straight at any point in the season was when the Cardinals won their first 11 games of the 2014-15 season.

The Cardinals have started with at least a 21-4 overall record through 25 games for the first time since 2013-14 when the Cardinals started 24-4 and eventually advanced to the NCAA Sweet 16.

■ **Cards Claim 18th Straight 20-Win Season** — Louisville's victory over Wake Forest on Feb. 5 gave UofL its 18th consecutive 20-win season. Louisville is one of four Division I schools in the nation which has won 20 or more games in each of the past 18 seasons. Reaching 20 victories this season and extending their streaks are Kansas (31), Duke (24), Gonzaga (22) and Louisville (18). UofL has won at least 19 games in 46 of the last 50 years. However, the NCAA Committee on Infractions' vacation of 123 victories in four of those years (2011-15) negates the official results. Twenty-two Division I teams in the nation have won at least 20 games this season through games of Feb. 12 and seven more have 19 wins.

■ **Getting to the Line** — The Cardinals made 21-of-24 at the free throw line against Virginia on Feb. 8, all of which came in the second half. UofL has made at least 20 free throws in three of its last



Statistical Comparison

	Clemson	UofL
Record	12-12	21-4
Scoring Average.....	66.0	75.3
Points Allowed	63.6	63.4
Scoring Margin	+2.5	+11.9
FG Percentage.....	.420	.461
Opp. FG Percentage406	.380
3-Pt. Percentage318	.391
FT Percentage673	.735
Rebound Margin	-0.7	+6.6
Turnover Margin	+1.2	-0.8

Series vs. Clemson

(Won 7, Lost 2)

Date	UL	CU
Dec. 18, 1973 (A).....	74	70
Dec. 18, 1974 (H).....	90	75
Mar. 20, 2006 (H)*.....	74	68
Jan. 7, 2015 (H).....	58	52
Jan. 10, 2016 (A).....	62	66
Jan. 19, 2017 (H).....	92	60
Jan. 6, 2018 (A) (OT).....	69	74
Feb. 16, 2019 (H).....	56	55
Jan. 25, 2020 (H).....	80	62

*NIT Second Round (Louisville, KY)

Last Meeting vs. Clemson

Louisville 80, Clemson 62

January 25, 2020 -- KFC YUM! CENTER

Louisville 80

Player	min	FG	3FG	FT	Reb	Ass	TO	BL	ST	PF	TP
Sutton	f 36	2-6	1-4	2-5	11	3	3	0	0	2	8
Nwora	f 24	3-5	1-2	3-4	5	2	3	1	0	4	10
Enoch	c 20	3-9	1-1	4-4	7	1	1	0	0	3	11
Kimble	g 16	0-3	0-2	0-0	1	1	0	0	0	1	0
Perry	g 27	7-12	5-6	0-0	5	1	0	0	1	2	19
Williams	13	2-4	0-1	1-2	6	0	1	0	0	1	5
Williamson	25	5-6	1-1	3-3	1	1	3	0	1	1	14
Slazinski	1	0-0	0-0	0-0	0	0	0	0	0	0	0
Johnson	24	3-5	0-0	2-2	5	6	1	0	1	1	8
Nickelberry	1	0-0	0-0	0-0	0	0	0	0	0	0	0
Igiehon	1	0-0	0-0	2-2	0	0	0	0	0	0	2
McMahon	12	1-4	1-4	0-0	0	1	0	0	2	0	3
Team					0						
Totals	200	26-54	10-21	18-22	41	16	12	1	5	15	80

Total FG% 1st H: 19-29 65.5% 2nd H: 7-25 28.0% Game: 48.1%
 3-Pt. FG% 1st H: 5-7 71.4% 2nd H: 5-14 35.7% Game: 47.6%
 FThrow % 1st H: 4-5 80.0% 2nd H: 14-17 82.4% Game: 81.8%

Clemson 62

Player	min	FG	3FG	FT	Reb	Ass	TO	BL	ST	PF	TP
Simms	f 35	1-7	0-2	2-2	6	5	1	2	0	4	4
Trapp	g 19	3-7	2-5	3-4	1	3	1	0	2	1	11
Scott	g 18	2-6	1-5	1-2	1	0	0	0	0	0	6
Mack	g 29	3-13	0-6	0-0	8	0	0	1	0	3	6
Newman III	g 37	2-8	1-5	2-2	5	1	2	1	1	3	7
Dawes	21	3-6	2-5	0-0	3	2	2	0	1	1	8
Tyson	13	1-2	1-2	1-2	4	0	0	0	0	1	4
Jemison	4	0-2	0-1	0-0	1	0	1	0	0	2	0
Hunter	11	3-5	2-4	0-0	0	0	1	0	1	3	8
Moore	2	0-1	0-0	0-0	0	0	0	0	0	0	0
Hemenway	11	3-4	2-3	0-0	0	0	1	0	0	1	8
Team					0						
Totals	200	21-61	11-38	9-12	29	11	9	4	5	19	62

Total FG% 1st H: 9-29 31.0% 2nd H: 12-32 37.5% Game: 34.4%
 3-Pt. FG% 1st H: 4-18 22.2% 2nd H: 7-20 35.0% Game: 28.9%
 FThrow % 1st H: 4-6 66.7% 2nd H: 5-6 83.3% Game: 75.0%

Score by Periods	1st	2nd	Total	Attendance: 17,654
Clemson	26	36	62	Ties: 0
Louisville	47	33	80	Lead Changes: 0

five games and on six occasions this season. Louisville has made 77.1 percent of its free throws over the last seven games (138-of-179), topping 80 percent in four of those games. The Cardinals are connecting on 73.5 percent of their free throws this season, only the fourth time in the last 43 years that the Cardinals have shot as high at the line. Louisville made a school-record 77.7 percent of its free throws last season.

■ **Latently** — David Johnson's 16 points at Georgia Tech -- which tied Malik Williams for the team high -- marked his fourth double-figure scoring effort in the last nine games. He has scored at least six points in eight of the last nine while averaging 3.9 assists, 3.7 rebounds and shooting 50.7 percent from the field.

Malik Williams' 16 points at Georgia Tech was a season high, adding eight rebounds. He has scored in double figures in three straight and on eight occasions this season. He has made 4-of-8 three-point goals over the last four games.

Dwayne Sutton missed a double-double by a point at Georgia Tech with nine points and 10 rebounds. It was his 11th double-digit rebounding effort of the season, including five in ACC games.

UofL's bench scored 40 of the Cardinals' 58 points at Georgia Tech. It was the first time since Feb. 4, 1947 that Louisville's starting five totaled 18 points or less in a game.

2019-20 Clemson University Tigers Men's Basketball Roster

No.	Name	Pos	Ht.	Wt.	Yr.	Hometown / Previous School
0	Clyde Trapp	G	6-4	194	Jr.	Eastover, S.C. / Lower Richland
1	Jonathan Baehre	F	6-10	209	Jr.	Wiesbaden, Germany / UNC Asheville
2	Al-Amir Dawes	G	6-2	180	Fr.	Newark, N.J. / The Patrick School
3	Chase Hunter	G	6-3	200	Fr.	Atlanta, Ga. / Westlake HS
4	Nick Honor	G	5-10	205	So.	Orlando, Fla. / Fordham
5	Hunter Tyson	F	6-8	211	So.	Monroe, N.C. / Piedmont HS
10	Curran Scott	G	6-4	205	Gr.	Edmond, Okla. / Tulsa
11	Parker Fox	G	6-6	202	So.	Reno, Nev. / Ocoee HS (Ga.)
12	Alex Hemenway	G	6-3	180	Fr.	Newburgh, Ind. / Castle HS
13	Tevin Mack	G/F	6-6	227	Gr.	Columbia, S.C. / Alabama
15	John Newman III	G	6-5	197	So.	Greensboro, N.C. / Greensboro Day School
21	Khavon Moore	G/F	6-8	217	So.	Macon, Ga. / Texas Tech
25	Aamir Simms	F	6-8.5	240	Jr.	Palmyra, Va. / Blue Ridge School
31	Wells Hoag	G	6-2	180	So.	Greenville, S.C. / Greenville HS
32	Paul Grinde	F	6-10	280	Gr.	Virginia Beach, Va. / Vassar
55	Trey Jemison	C	7-0	256	So.	Birmingham, Ala. / Hoover HS

Head Coach: Brad Brownell **Assistant Coaches:** Dick Bender, Antonio Reynolds, Anthony Goins

■ **Cards a No. 2 Seed** — Louisville was a No. 2 seed in the South Region and the seventh overall choice in the NCAA March Madness Bracket Preview presented on Feb. 8. The NCAA Division I men's basketball committee's provided its top 16 seeds, three of which were ACC teams, tied for the most from any league. Duke (5 overall) was also a No. 2 seed and Florida State (10 overall) was a No. 3 seed in the early look.

■ **Offense Shines vs. Virginia** — Louisville prevailed 80-73 over Virginia as the Cardinals shot 51 percent from the field against the nation's leader in field goal percentage defense and scoring defense. It was the ninth time this season the Cardinals have scored 80 or more points and it was the most given up by Virginia this season (previous high was 70 against South Carolina). It was just the third time under Cavaliers head coach Tony Bennett (11 seasons, 365 games) that Virginia has allowed 80-plus points in a regulation ACC game. It was only the sixth time Virginia has allowed 80 points in regulation to an opponent under Bennett. Louisville is the ninth team to score 80-plus points in regulation against a Bennett coached team in 467 career games.

The 44 points scored by Louisville in the first half are the most by an opponent in a first half against Virginia since Washington scored 55 on Nov. 22, 2010. Virginia's defense has held an opponent to 44 points or fewer in an entire game seven times this season. The 44 points in the first half by the Cardinals are the most Virginia has given up in any half since they allowed 44 to Duke in the second half on Feb 15, 2017.

With its win over Virginia, Louisville improved to 10-7 against defending national champions, including a 9-4 mark since 1977. UofL had last beat a defending national champion in a victory over Kentucky on Dec. 29, 2012. Since 2004, Louisville is 122-0 when leading by more than 10 points at halftime after building a 44-30 halftime advantage over Virginia.

■ **Nwora Pours in 37 Points** — Jordan Nwora scored a career-high 37 points at Boston College. He made 11-of-20 shots from the field, including a career-best 7-of-14 three-pointers, and buried 8-of-9 free throws. It is the most scored by an individual in the ACC this season.

□ It is tied for the seventh-most ever scored at UofL and is the most since Russ Smith scored 42 against Houston on March 14, 2014 in the AAC Tournament semifinals. It was the third time in the last 53 years for a Cardinal to score as many. It was the 23rd occasion in UofL history for an individual to score 35 or more points.

□ It was the most scored by a Louisville player on an opponent's home court since Butch Beard scored 41 at Bradley on Jan. 14, 1967.

□ It was the third-highest scoring total by an individual in the 31-year history of Boston College's Conte Forum, behind only Connecticut's Richard Hamilton's 39 and 38 points.

□ His seven three-pointers made tied for the third-most by a UofL player over the last 20 years and is tied for the most by a player in the ACC this season.

□ Nwora added nine rebounds against Boston College. He has 11 games this season with eight or more boards.

■ **Career Game for Perry** — Darius Perry scored a career-high 19 points (5-of-6 three-pointers) against Clemson on Jan. 25 and matched a career-best with five rebounds while also playing well at the defensive end. He made his first five threes. He followed that with 14 points at Boston College on Jan. 29. A starter in all 25 games this season, Perry has made 16-of-32 three-pointers over the last 12 games (.500). After playing most of his minutes at point guard earlier this season, he has moved to more time as the two guard for the Cardinals. He has seven games this season without a turnover and has 11 games with three or more assists.

■ **McMahon Buries Seven Threes** — Ryan McMahon led the Cardinals with 23 points off the bench at NC State, making a career-high 7-of-10 three-pointers. He made his first six three-pointers in the game in the first half as the Cardinals built a 41-26 halftime advantage. His 23 points were the most in the season-high 43 bench points scored by the Cardinals against NC State. It marked the first time in history that UofL players hit seven threes in consecutive games, as Jordan Nwora hit seven treys at Boston College on Jan. 29. McMahon's scoring total was one point below his career-best when he scored 24 points to lead the Cardinals to a victory over No. 9 Michigan State last season. He has made three or more three-point goals in a game on nine occasions, including 3-of-5 with 12 points against Wake Forest on Feb. 5.

Over the last 11 games, McMahon has made 22-of-48 three-pointers (.458). He scored 17 points at Notre Dame, connecting on 3-of-5 three-pointers, in his second-highest scoring effort of the season. McMahon has made a three-pointer in 23 of 25 games this season and 80 games for his career. He scored his 700th career points at Louisville against Virginia.

■ **Mitchell an NBA All-Star** — Former UofL guard Donovan Mitchell (Utah Jazz) became the sixth former Louisville player to be named to an NBA All-Star roster and the first in 45 years with his selection for the 2020 event. The previous Cardinals to achieve that honor include Wes Unseld (1969, 1971, 1972, 1973, 1975), Jim Price (1975), Butch Beard (1972), Chuck Noble (1960) and Jack Coleman (1955).

Louisville Single-Game Scoring Leaders

Name	Pts.	Opponent	Date
1. Wes Unseld	45	Georgetown College	12-1-67
2. Bud Olsen	44	Kentucky Wesleyan	3-3-62
3. Russ Smith	42	Houston	3-14-14
4. Butch Beard	41	Bradley	1-14-67
5. Charlie Tyra	40	Notre Dame	12-22-56
6. Charlie Tyra	38	Morehead State	1-4-56
7. Jordan Nwora	37	Boston College	1-29-20
Reece Gaines	37	Saint Louis	2-5-02
Phil Rollins	37	Eastern Kentucky	12-29-55

Highest Three-Point Percentage/Season

Rk.	Name	Year	3FGM-A	Pct.
1.	Dwayne Morton	1992-93	51- 96	.531
2.	Jerry Smith	2006-07	55-115	.478
3.	Brian Kiser	1994-95	55-120	.458
4.	Kyle Kuric	2010-11	70-156	.449
5.	Taquan Dean	2004-05	122-273	.447
6.	Ryan McMahon	2019-20	54-129	.439
7.	Greg Minor	1992-93	42- 97	.433
8.	Preston Knowles	2008-09	48-111	.432
9.	DeJuan Wheat	1994-95	84-195	.431
	James Brewer	1991-92	44-102	.431

Highest Three-Point Percentage/Career

Rk.	Name	Years	3FGM-A	Pct.
1.	Dwayne Morton	1991-94	111-241	.461
2.	Brian Kiser	1992-96	148-344	.430
3.	Jordan Nwora	2017-20	165-410	.402
4.	Taquan Dean	2002-06	359-896	.401
5.	Kenny Payne	1985-89	85-212	.401
6.	James Brewer	1988-93	131-330	.397
7.	Ryan McMahon	2016-20	168-428	.393
8.	Jerry Smith	2006-10	210-540	.389
9.	Jordan Nwora	2017-19	102-263	.388
10.	Tony Kimbro	1985-90	55-142	.387

Most Three-Point Goals/Career

Rk.	Name	Years	3FGM
1.	Taquan Dean	2002-06	359
2.	DeJuan Wheat	1993-97	323
3.	Reece Gaines	1999-03	225
4.	Jerry Smith	2006-10	210
5.	Edgar Sosa	2006-10	200
6.	Preston Knowles	2007-11	198
7.	Terrence Williams	2005-09	195
8.	Russ Smith	2010-14	180
	Francisco Garcia	2002-05	180
10.	Kyle Kuric	2008-12	169
Closing in ...			
	Ryan McMahon	2016-20	168
	Jordan Nwora	2017-20	165

■ **Bench Production Improves** — UofL's bench has delivered an average of 32.4 points over the last eight games. Five of the Cardinals' top six bench scoring efforts of the season have come within the last eight games against Duke (39 bench points), Georgia Tech (32), Clemson (32), NC State (season-high 43 bench points) and at Georgia Tech (40), with a different individual bench scoring leader in four of the eight. UofL is averaging 24.3 bench points this season.

Louisville Top Bench Scorer, Last 8 Games

Name	Pts.	Opponent	Date
David Johnson	19	at Duke	1/18/20
Malik Williams	13	Georgia Tech	1/22/20
Samuell Williamson	14	Clemson	1/25/20
David Johnson	6	at Boston College	1/29/20
Ryan McMahon	23	at NC State	2/1/20
Ryan McMahon	12	Wake Forest	2/5/20
Malik Williams	13	Virginia	2/8/20
Johnson, Williams	16	Georgia Tech	2/12/20

Most 3-Point FGs by UofL Player in Away Game

No.	Name	Opponent	Date
7	Ryan McMahon	at NC State	Feb. 1, 2020
7	Jordan Nwora	at Boston College	Jan. 29, 2020
7	Quentin Snider	at Virginia Tech	Feb. 24, 2018
7	Taquan Dean	at Cincinnati	Jan. 15, 2005
7	Tony Williams	at VCU	Nov. 19, 1999

■ **Johnson Emerges** — In the last nine games, freshman guard David Johnson has averaged 9.7 points, 3.9 assists, 3.7 rebounds and 1.4 steals while making 50.7 percent of his field goals (34-67). Johnson had scored 37 points for the season in his first 12 games before totaling 87 in the last nine games. He and Malik Williams led the Cardinals with 16 points at Georgia Tech in his last game, adding five rebounds and two assists. He had six points, a career-high eight rebounds, six assists and four steals in 24 minutes at Boston College. Johnson has handed out five or more assists in four of the last eight games. He missed nearly four months, including the first four games of the season, after recovering from surgery on his left shoulder on July 30. He had seven points and five assists against Virginia in his last game.

Johnson was named the ACC Freshman of the Week for games Jan. 13-19, becoming the first Louisville player to earn the recognition since Jordan Nwora was honored on Feb. 12, 2018. In a pair of Cardinals victories on the road, Johnson averaged 15.0 points, 5.5 assists, 3.5 rebounds and shot 57.9 percent from the field (11-of-19 FG, 2-2 3FG) off the bench. He produced his first career double-digit scoring effort with 11 points, four assists and three rebounds at Pittsburgh in 20 minutes off the bench. He led the Cardinals with a career-high 19 points, seven assists and three steals at then-No. 3/3 Duke, adding four rebounds and three dunks. His 19 points were the most by a Louisville player off the bench against an AP top-three ranked opponent since former All-America guard Russ Smith scored 30 points against No. 3 Kentucky in 2011.

■ **Mack Wins 250th Game** -- UofL Coach Chris Mack gained his 250th career coaching victory with the Cardinals' 79-73 win at then No. 3/3 Duke on Jan. 18. In his 11th year overall and second at Louisville, Mack has amassed a 255-115 collegiate coaching victory, a .690 winning percentage that ranks 20th among active coaches. Mack has guided the Cardinals to the same number of road victories over AP ranked opponents in his first two seasons (three) as all other Louisville coaches combined achieved in their first two seasons (one each by John Dromo, Rick Pitino, David Padgett).

Four more victories this season would put Mack among the top 10 for best career starts by wins in 11 seasons. Mack is one of three Louisville coaches who have guided the Cards to as high as No. 2 in the AP poll in less than two seasons with the Cardinals and is the only UofL coach to lift the Cardinals to the nation's top ranking within the first two seasons. Mack is the only visiting head men's basketball coach to win his first game at both the Dean E. Smith Center (last season) and Cameron Indoor Stadium (this year on Jan. 18).

■ **Card Clips** — In his last 12 games, **Jordan Nwora** has made 46.5 percent of his three-point shots (33-of-71) and 87.5 percent at the free throw line (42-of-48). Nwora has scored in double figures in 22 games this season and on 62 occasions in his career.

Dwayne Sutton has made 9-of-31 three-point goals in the last 10 games, including key shots in the closing minutes at Notre Dame and Pitt. He is sixth in the ACC in rebounding, averaging 8.4 per game, and is ninth in offensive rebounding (2.5). Sutton produced his 10th career double-double and fifth this season with 15 points and a team-leading 11 rebounds and four assists against Wake Forest on Feb. 5, gaining 13 of his points and eight of those rebounds in the second half as the Cardinals overcame a 14-point second-half deficit. He has grabbed double-digit boards in 11 games this year and led the Cardinals on the glass 12 times.

Malik Williams matched a season and career-high with 13 rebounds at Boston College on Jan. 29, adding three points and three blocked shots. He also grabbed 13 boards on three other occasions, the last against North Carolina on March 14, 2019 in the ACC Tournament. He is 20th in the ACC in rebounding, averaging 6.2 per game. Williams has scored in double figures eight times this season and 21 times for his career, including 16 points in his last game at Georgia Tech.

Steven Enoch recorded his 15th double-figure scoring game of the season against Virginia on Feb. 8, totaling 13 points and two rebounds. Enoch has scored in double digits in five of the last eight games and eight of 13 ACC games this season.

Fresh Kimble contributed a season-high 14 points (3-of-5 three-pointers) with four assists and four rebounds against Wake Forest on Feb. 5, his 10th game this season with six or more points. He has handed out four or more assists in nine games this season, and has three or more assists in eight of the last 13 games. He dished out a season-high six assists at Pitt with one turnover, adding six points. He had eight points and three assists at Duke, adding three rebounds and a season-high three steals. Kimble has started the last 12 games (10-2 record for UofL).

Samuell Williams scored 14 points off the bench against Clemson on Jan. 25, the second-highest total of his young career (5-6 FG, 1-1 3FG, 3-3 FT). He has scored five or more points in 11 games this season, including five of the last eight.

Louisville has made as many as nine **three-pointers** in a game on 15 occasions this season, including 10 of the last 16 games (season-best 14 vs. Wake Forest on Feb. 5). The Cardinals have made 59-of-142 threes in its last six games (.415). Louisville leads the ACC and is eighth in the nation in three-point field goal percentage (.391).

UofL recovered from a 15-point first-half deficit (14 in second half) to win against Wake Forest on Feb. 5, a nine-point first-half deficit to win at Pittsburgh on Jan. 14, 11 points down in the second half vs. Georgia Tech on Jan. 22 and nine down in the first half at Boston College on Jan. 29. Over the last nine seasons, UofL has recovered from nine or more points down to win on 35 occasions, including four times last year.

In its last six games, the Cardinals have held a +9.6 average rebounding advantage: 37-30 at Georgia Tech (14 offensive rebounds), 31-19 advantage over Virginia (8 offensive), tied 32-32 vs. Wake Forest (7 offensive) 39-30 at NC State (eight offensive), 43-29 at Boston College (14 offensive) and 41-29 vs. Clemson (10 offensive). In its four previous games, UofL was tied (once) or lost the rebounding battle by a single rebound. UofL has won the rebounding battle in 17 of its 25 games this season and have a +6.6 rebounding margin on the season (2nd ACC, 24th in the nation), including 10 occasions with a double-digit margin.

Six Cardinals scored in double figures vs. Wake Forest, marking the first time six players reached at least 10 points since Nov. 24, 2017 against St. Francis. The last time UofL had six players in double figures in a conference game was Feb. 18, 2009 vs. Providence.

While the Cardinals have been effective from three-point range, UofL is averaging 29.8 of its points scored in the paint this season (744 in 25 games). Louisville scored a season-high 44 points in the paint at Duke on Jan. 18.

Louisville has averaged 6.3 steals over the last eight games, including gathering a season-best 13 steals at Duke.

With the Cardinals' women's basketball team ranked No. 9 in the Feb. 10 AP poll, UofL and Baylor are the only schools with both its men's and women's teams in the top 10 and one of seven with both in the Top 25.

Louisville's 86-76 victory over Wake Forest on Feb. 5 marked the Cardinals' 154th consecutive victory when scoring at least 85 points in regulation.

Louisville scored 52 points in the second half against Wake Forest, its highest scoring total in any half this season ... Louisville was named the NABC Team of the Week for games Jan. 13-19 with its wins at Pitt and Duke ... This week (Feb. 10 poll) marks the fifth time Louisville has remained ranked in the top 13 of the AP poll through the first 15 polls of the season (also 1966-67, 1974-75, 2012-13 and 2014-15) ... Louisville has had at least four players in double figures in 12 of its 25 games this year, including four of its last eight games. The Cardinals had six players with 11+ points vs. Wake Forest on Feb. 5 ... Louisville has a 20-8 record all-time in games played on Feb. 15, winning 12 of its last 13 on that date ... UofL has an all-time 82-48 overtime record after winning at Pitt in its second overtime game of the season. The Cards played four overtime games last year.

Mack's Milestone Coaching Victories

No.	Date	Score
1	11/13/09	Xavier 83, Youngstown St. 57
50	3/5/11	Xavier 66, Saint Louis 55
100	12/28/13	Xavier 68, Wake Forest 53
150	1/16/16	Xavier 74, Marquette 66
200	12/30/17	Xavier 91, DePaul 87
250	1/18/20	Louisville 79, Duke 73

■ **Three 1,000-Point Scorers** -- Jordan Nwora became the Cardinals' 69th career 1,000-point scorer while matching a career-high 32 points with 10 rebounds against Florida State on Jan. 4. He gained the scoring total on a highly efficient 11-of-15 shooting from the field, including 5-of-6 from three-point range, while adding 5-of-7 free throws. It matched the 32 he scored against Boston College on Jan. 16, 2019. He scored 21 of his 32 points in the first half, tying his career-high for points in a half accomplished at Georgia Tech last year (1-19-19) and at Boston College this year (1-29-20). He followed that performance with 19 points, 12 rebounds and four assists against Miami on Jan. 7, his second straight double-double, his fourth this year and 13th in the last two seasons. He had a career-high 37 points at Boston College on Jan. 29.

Career 1,000 Point Scorers by School

76	North Carolina
69	Louisville
67	Duke
67	Villanova
63	Notre Dame
62	Syracuse

In addition to Nwora, the Cardinals have two additional current players who have scored 1,000 points at the collegiate level. Dwayne Sutton scored his 1,000th collegiate point against Eastern Kentucky on Dec. 14, a total which also includes his freshman year at UNC Asheville (he has 714 points and 588 rebounds at UofL). Sutton, who has grabbed 851 career rebounds at the two schools, passed 500 rebounds at UofL against Miami on Jan. 7. Fresh Kimble, who leads the Cards in assists (3.0 per game), scored his 1,000th collegiate point against Pitt on Dec. 6 (125 points at Louisville, 958 at St. Joseph's). Kimble handed out his 300th assist against Eastern Kentucky on Dec. 14 for his combined career total. Louisville is second in the nation with 69 career 1,000 point scorers.

■ **Effective Center Combination** — Over the last 18 games, **Steven Enoch** and **Malik Williams** have combined to average 18.8 points and 11.2 rebounds while primarily splitting the bulk of the minutes at the center position (Enoch 9.9 ppg, 5.0 rpg, 20.2 minutes/game; Williams 8.9 ppg, 6.2 rpg, 19.8 mpg). The duo are the Cards' No. 2 and 3 scorers over the last 18 games and both rank among the top 25 in rebounding in the ACC. Aidan Igiehon and Dwayne Sutton have also logged minutes at center in that stretch.

Enoch, who had a double-double game against Miami on Jan. 7 (12 pts, 10 reb.), has scored in double figures in 15 of 25 games this season and on 32 occasions the last two years. A starter in every game this season at center, he is 24th in the ACC in rebounding (5.8 rpg) and leads UofL with 19 blocked shots this season. He has produced four double-doubles this season. He had 13 points and two rebounds two games ago against Virginia, including 11 points in the second half.

Williams missed the first four games of the season after having a screw inserted into the fifth metatarsal in his right foot on Sept. 23, returning after eight weeks. He has scored nine or more points in 12 of the last 17 games. He has pulled down five or more rebounds in 14 of the last 17 games, including a season-high 13 rebounds at Boston College. Williams tied for the team lead with 16 points off the bench at Georgia Tech, adding eight rebounds while making 5-of-7 free throws. He is 20th in the ACC in rebounding (6.2).

■ **3 Double-Digit Rebounders** -- Louisville's Jan. 7 victory over Miami marked just the seventh game in the last 20 years -- and second this season -- in which Louisville featured three players with double-digit rebound totals for the game. The Cardinals held a 48-37 rebounding advantage over the Hurricanes with the starting front line gathering double-figure boards in Dwayne Sutton (13), Jordan Nwora (12) and Steven Enoch (10). The same trio also pulled down 10+ boards against Michigan on Dec. 3 this season. Louisville is 27th in the nation in rebound margin (+6.6).

The Cardinals finished one point short of three players recording a double-double against Miami. The last time three UofL players produced a double-double was in a five-overtime loss at Notre Dame on Feb. 9, 2013. The last time three UofL players recorded a double-double in regulation was on March 29, 1986 against LSU in the NCAA national semifinal game.

■ **20 All-American Selections** -- Twenty Louisville players have earned All-America status, the latest being consensus All-America pick Russ Smith in 2014. Six individuals have been consensus selections (Charlie Tyra, Wes Unseld, Darrell Griffith, Pervis Ellison, Clifford Rozier and Smith).

■ **Radio Poder Broadcast Six** — Six UofL home men's basketball games were broadcast this season in Spanish on Radio Poder (Radio Poder (pronounced po-DARE; 1570 AM/101.9 FM). Carlos Lucio and Elvis Martinez called the action for the broadcasts in UofL's effort to reach out to the Hispanic community for the last 14 years. All of UofL's home football games over the last 14 years have also been broadcast in Spanish.

■ **Conference Success at Home** — Louisville has protected its home court well in conference competition in recent years. The Cardinals have a 54-16 record in its conference home games over the last eight years (.771). UofL has produced an 8-1 home record in league play in three of the last eight years (6-1 this year, 6-3 last season). In ACC home games over the last six years, Louisville's 39 wins (39-13 record) is fourth-best in the league behind Virginia (44), Duke (42) and Florida State (40) through Feb. 14. In road games, UofL is fourth with 28 ACC wins in its six years in the league (28-24 ACC road record).


■ **High Scoring for Nwora** — Jordan Nwora is having an impressive scoring season with the Cardinals. He has led Louisville in scoring 19 of 25 games. He leads the ACC in scoring and is 55th in the nation, averaging 18.8 points per game. His 469 points scored in his first 24 games this season is tied for the second-most scored by any Louisville player in the last 20 years. Nwora has scored at least 14 points in 20 of 25 games this season, including 13 games scoring 20 or more points. Nwora scored a career-high 37 points at Boston College on Jan. 29, burying seven three-pointers in the game.

Nwora became the Cardinals' 69th career 1,000-point scorer against Florida State on Jan. 4 and is the 39th player to score 1,000 points in his first three seasons at UofL. His 1,203 points currently ranks tied for 41st in career scoring at UofL. He needs 13 points to move up five spots to No. 37 in career scoring for the Cardinals.

Most Points in 1st 25 Games, Last 20 Years

Points	Name	Year
500	Reece Gaines	2001-02
469	Jordan Nwora	2019-20
469	Reece Gaines	2002-03
464	Russ Smith	2012-13
455	Marques Maybin	2000-01
451	Terry Rozier	2014-15
445	Jordan Nwora	2018-19
443	Russ Smith	2013-14
412	Damion Lee	2015-16
411	Taquan Dean	2005-06
402	Francisco Garcia	2004-05

■ **Fab February** — Louisville has a 65-29 record during the month of February over the last 13 years (.691, since 2007-08) entering Saturday's game at Clemson. UofL completed the month of January with a 44-13 record during that month over the last five years (.772), including a 7-1 record this season.



■ **New Court Design** -- A new design was created this season for Denny Crum Court in the KFC Yum! Center, featuring UofL's vintage "Dunking Cardinal" logo from the 1980's at midcourt, while the baselines pay homage to both Freedom Hall and the city of Louisville. The mid-court mark was refined around the facial feathers, eyes and beak to more closely align with Louisville's primary brand mark, it's Cardinal Bird Head logo. The baseline "LOUISVILLE" block letter font pays homage to the iconic scorer's table signage at Freedom Hall, while the tone-on-tone fleur de lis that appear in the corners of each baseline offers tribute to the city of Louisville flag.

Louisville Home Conference Record, Last Eight Years

	Record	Conference
2019-20 6-1	ACC
2018-19 6-3	ACC
2017-18 5-4	ACC
2016-17 8-1	ACC
2015-16 8-1	ACC
2014-15 6-3	ACC
2013-14 7-2	American
2012-13 8-1	Big East
	54-16, .771	

2019-20 University of Louisville Cardinals Men's Basketball Roster

No.	Name	Pos.	Ht.	Wt.	Yr.	Exp.	Hometown (Previous School)
0	Lamarr "Fresh" Kimble	G	6-0	185	Gr.	Tr.	Philadelphia, Pa. (St. Joseph's University)
1	Keith Oddo	G	6-1	180	Gr.	Wk.	Roanoke, Va. (Univ. of Richmond)
2	Darius Perry	G	6-2	195	Jr.	2L	Marietta, Ga. (Wheeler HS)
3	Jae'Lyn Withers *	F	6-8	215	Fr.	HS	Charlotte, N.C. (Cleveland (OH) Heights HS)
4	Grant Williams	G	5-11	165	Jr.	Wk.	Crestwood, Ky. (South Oldham HS)
5	Malik Williams	F/C	6-11	245	Jr.	2L	Ft. Wayne, Ind. (Snider HS)
10	Samuell Williamson	G/F	6-7	200	Fr.	HS	Rockwall, Texas (Rockwall HS)
11	Quinn Slazinski	F	6-8	215	Fr.	HS	Houston, Texas (Huntington Prep/W.Va.)
12	Hogan Orbaugh	F	6-8	240	Fr.	Wk.	Zionsville, Ind. (Zionsville HS)
13	David Johnson	G	6-5	210	Fr.	HS	Louisville, Ky. (Trinity HS)
20	Josh Nickelberry	G	6-4	200	Fr.	HS	Fayetteville, N.C. (Northwood Temple Acad.)
22	Aidan Igiehon	F	6-10	240	Fr.	HS	Dublin, Ireland (Lawrence Woodmere Acad.)
23	Steven Enoch	C	6-10	255	R-Sr.	1L	Norwalk, Conn. (University of Connecticut)
24	Dwayne Sutton	F	6-5	220	R-Sr.	2L	Louisville, Ky. (UNC Asheville)
30	Ryan McMahon	G	6-0	185	R-Sr.	3L	Sarasota, Fla. (Cardinal Mooney HS)
33	Jordan Nwora	F	6-8	225	Jr.	2L	Buffalo, N.Y. (Vermont Academy)

Pronunciation Guide: Igiehon (ee-GYAY-hawn), Enoch (EE-knock), Nwora (WOR-uh; silent N), Oddo (AW-doe), Slazinski (sluh-ZIN-ski) *will redshirt the 2019-20 season.

■ **Cards Sixth All-Time in the Polls** — Louisville is one of only five schools to be ranked in the AP Top 25 poll at least once during each of the past 17 seasons, excluding preseason polls (*others*: Duke, Gonzaga, Kansas, North Carolina). Louisville has been ranked in the Associated Press poll on 648 occasions, sixth most all-time. UofL has been among the top ten on 301 occasions (13 times this year), including 11 times in the 2016-17 season. Until the first three polls of 2014-15, the last time UofL had not been in the poll was March 5, 2012 -- a year in which UofL advanced to the Final Four. UofL has been ranked among the nation's top 16 in the preseason poll six of the last nine years (5th this year, unranked last year, 16th in 2017-18, 13th in '16-17, unranked in '15-16, eighth in '14-15, third in '13-14, second in '12-13, ninth in '11-12).

■ **Cards Chosen Third in ACC Preseason Poll** — UofL was picked to finish third in the Atlantic Coast Conference in 2019-20 in a preseason media poll with Duke as the league favorite for the third straight year. UofL forward Jordan Nwora was honored as the preseason Player of the Year while North Carolina freshman guard Cole Anthony was chosen the ACC Preseason Rookie of the Year. Louisville finished tied for sixth last season, tied for ninth in 2017-18, tied for second in 2016-17 and was fourth in each of its first two years in the ACC. The 2019 ACC Tournament will be played March 10-14 at Greensboro (N.C.) Coliseum.

■ **Cards Ranked No. 5** — Louisville has been among the top ten of the Associated Press poll on 301 occasions (13 of 15 polls this year; sixth most all-time) and has been ranked in the top five 136 times (nine this year; ninth most all-time). With Louisville's No. 3 national ranking in the Dec. 23 Associated Press poll, this is the first season in 53 years that the Cardinals remained in the AP Top 5 through the first eight polls (since the 1966-67 season). UofL was ranked as the nation's top team in the AP poll for two weeks.

■ **Cards Won 30th Regular Season Tournament Title** — Louisville won its 30th regular season tournament championship when the Cardinals swept the five-team, round-robin 2019 Global Sports Shootout.

Cardinals on Social Media

	Twitter	Instagram
Chris Mack	@CoachChrisMack	
Steven Enoch	@StevenEnoch	@stevenenoch
Aidan Igiehon	@aidanigiehon	@aidanigiehon
David Johnson	@davidjohnson13	@davidjohnson13
Lamarr Kimble	@freshkimble	@freshkimble
Ryan McMahon	@RyanMcMahon	@ryanmcmahon
Josh Nickelberry	@joshnickelberry	@joshnickelberry
Jordan Nwora	@JordanNwora	@jordannwora
Keith Oddo	@keithoddod	@keithoddod
Hogan Orbaugh	@hoganorbaugh	@hoganorbaugh
Darius Perry	@dariusperry	@dariusperry
Quinn Slazinski	@QuinnSlazinski	@quinnslazinski
Dwayne Sutton	@DwayneSutton	@dwaynesutton
Grant Williams		@grantwilliams.4
Malik Williams	@leek_willi	@leek_willi
Samuell Williamson	@SamuellIW	@samuellIW
Jae'Lyn Withers	@jaelynwithers	@jaelynwithers

'19-20 NATIONAL RANKINGS

Associated Press (Feb. 10)

1	Baylor
2	Gonzaga
3	Kansas
4	San Diego State
5	Louisville
6	Dayton
7	Duke
8	Florida State
9	Maryland
10	Seton Hall
11	Auburn
12	Kentucky
13	Penn State
14	West Virginia
15	Villanova
16	Colorado
17	Oregon
18	Marquette
19	Butler
20	Houston
21	Iowa
22	Illinois
23	Creighton
24	Texas Tech
25	LSU

USA Today (Feb. 10)

1	Baylor
2	Gonzaga
3	Kansas
4	San Diego State
5	Louisville
6	Dayton
7	Duke
8	Florida State
9	Maryland
10	Seton Hall
11	Auburn
12	Kentucky
13	Penn State
14	West Virginia
15	Colorado
16	Villanova
17	Iowa
18	Oregon
19	Houston
20	Butler
21	Creighton
22	Marquette
23	Illinois
24	Texas Tech
25	Michigan State

Louisville in the Polls

Date	AP	USAT	Date	AP	USAT
preseason	5	5	Dec. 30	7	8
Nov. 11	4	5	Jan. 6	13	11
Nov. 18	2	2	Jan. 13	11	10
Nov. 25	2	2	Jan. 20	6	5
Dec. 2	1	1	Jan. 27	6	5
Dec. 9	1	1	Feb. 3	5	5
Dec. 16	3	5	Feb. 10	5	5
Dec. 23	3	4			

■ **Third Time as AP No. 1** — Louisville's No. 1 ranking in the Dec. 2 and 9 Associated Press polls were just its third and fourth times UofL has ever been ranked as the No.1 team in the nation in the AP poll. The other two were March 16, 2009 in the final AP poll of the season; and Jan. 14, 2013. UofL has been ranked as the No.1 team in the nation in the coaches poll on five occasions, including twice this year. The other three were in the 1986-87 preseason UPI coaches poll; in the ESPN/USA Today poll on March 15, 2009; and in the final USA Today coaches poll of 2012-13 on April 8, 2013.

Three of Louisville's last four coaches have guided the Cards to as high as No. 2 in the AP poll in less than two seasons with the Cardinals.

Name	Date reaching No.	# of AP Polls
Chris Mack	Nov. 18 of 2nd season	23rd
Rick Pitino	Feb. 10 of 2nd season	32nd
Denny Crum	Feb. 28 of 1st season	14th

■ **Guide Online** — The 2019-20 UofL Men's Basketball guide is available in an online or pdf form with the code to the right, or at this link: <https://uofl.me/2nfylr>



■ **Cardinal Spurts** — Through its 25 games this season, Louisville has produced 41 runs of 8-0 or better, including a 15-0 run three games ago vs. Wake Forest. UofL produced a season-best 20-0 run vs. Clemson. UofL has forced its opponents into 57 scoring droughts of three minutes or more, including a stretch of 3:02, 4:23, 3:12, and 3:12 at Georgia Tech in its last game. A 6:57 scoreless stretch against Miami (Ohio) was the Cards' longest defensive scoreless stretch of the year.

■ **Sutton A Warrior** -- Dwayne Sutton is sixth in the ACC in rebounding (8.4) and ninth in offensive rebounding (2.5). He has grabbed double-digit rebounds in seven of the last 14 games and on 11 occasions this season, including 10 at Georgia Tech in his last game. He produced his 10th career double-double and fifth of the season with 15 points and 11 rebounds against Wake Forest on Feb. 5, with 12 points and eight rebounds of those totals coming in the second half. He has 32 career double-figure scoring efforts with the Cardinals (12 this year). He matched a career-high 15 rebounds twice this season: vs. Miami (Ohio) on Dec. 18 and against USC Upstate on Nov. 20. Sutton scored his 1,000th collegiate point against Eastern Kentucky on Dec. 14 and has grabbed 850 career rebounds, including his freshman year at UNC Asheville (he has 714 points and 588 rebounds at UofL). Sutton's career-high 15 rebounds were the most by a Cardinal since Ray Spalding pulled down 16 vs. Grand Canyon on Dec. 23, 2017. He followed that effort with 14 rebounds and 10 points against Akron. His 29 rebounds in those two games combined were the most for a Cardinal since Chinanu Onuaku grabbed as many in a pair of games on Jan. 3 and 7, 2016.

■ **McMahon a Long Range Weapon** -- With an impressive three-point percentage of .439 this season, Ryan McMahon has made at least three 3-pointers in nine games this season. He has increased his scoring average from a year ago (8.5 ppg; 7.2 ppg in 2018-19) and his defense has improved dramatically. McMahon passed 700 career points at UofL with seven points against Virginia on Feb. 8. He has 24 career double-figure scoring outings (707 points now). He has 168 career three-point goals, one short of the career top ten at UofL. His .393 career three-point percentage (168-of-428) ranks seventh at Louisville. His .912 career free throw percentage (125-of-137) is the best ever at UofL. McMahon buried a career-high seven three-pointers at NC State, scoring 23 points for the game. He has nine double-figure scoring efforts this season and 24 in his career. He scored his second-highest total with 17 points at Notre Dame on Jan. 11, making 3-of-5 three-pointers.

■ **Card Clips** -- Louisville's bench has outscored the starters in two of the last four games (43 bench points at NC State, 40 at Georgia Tech) ... UofL started the same five players in the first 13 games of the season before switching to this current group that has started the last 12 (10-2 record) ... Louisville has made 75.8 percent of its free throws in the closing five minutes of games this season (94-124). While UofL has won 10 of its last 12 games, the Cardinals have made 82.1 percent at the line in the last five minutes (55-67) ... Jordan Nwora's .402 career three-point percentage (165-of-410) ranks third at Louisville ... Louisville has had at least four players in double figures in 12 of its 25 games this year ... UofL has allowed 25 points or less in 10 halves this season ... Louisville's 70-46 victory over Miami (Ohio) on Dec. 18 was its 161st straight victory when holding the opposition under 50 points ... Louisville missed three or fewer of its free throws as a team in nine games this season. The Cardinals are sixth in the ACC in free throw percentage, connecting on 73.5 percent from the line. UofL shot a school-record 77.7 percent from the free throw line in 2018-19 ... Fresh Kimble handed out his 300th assist against Eastern Kentucky on Dec. 14 for his combined career total. He had a season-high 14 points with four assists and four rebounds vs. Wake Forest ... Louisville won its first nine games of the season for the ninth occasion in school history before falling to Texas Tech on Dec. 10 ... A total of 85 players from ACC schools were on NBA opening night rosters, by far the most of any conference ... Louisville made its first public appearance on Sept. 27 at "Louisville Live," an outdoor event at Fourth Street Live! in downtown Louisville with team activities on a portable court on the covered area of the street with over 8,000 fans surrounding the court ... UofL is No. 8 in the Sagarin Ratings, No. 7 in ESPN's College Basketball Power Index (BPI), No. 7 in the NET rankings and No. 8 by Ken Pomeroy through Feb. 12.

■ **Cards Elect Trio of Team Captains** — Redshirt senior guard Ryan McMahon, redshirt senior forward Dwayne Sutton and junior forward/center Malik Williams were selected as team captains for the 2019-20 men's basketball season by a vote of their teammates.

■ **Tickets Available** — UofL men's basketball tickets for games in the KFC Yum! Center this season are available in a special group of three ACC home games. Fans can choose the three remaining ACC home games for \$225 for lower level seats, \$180 for the upper level mezzanine and \$99 for the remaining upper level seats that are available. The cost-saving ticket groups may be requested through the "3-GAME ACC PLAN" link at GoCards.com/mbbtickets. Tickets may also be purchased in person at the UofL Ticket Office, located near Gate 2 of Cardinal Stadium at 2800 South Floyd Street. The ticket office is open weekdays from 9 a.m. until 5 p.m.

Single-game tickets are also available for the Cardinals' remaining home games in the KFC Yum! Center. Cardinal fans may purchase tickets by visiting Ticketmaster online at Ticketmaster.com, calling 1-800-745-3000 or by visiting any Ticketmaster Ticket Center, including the KFC Yum! Center. Convenience fees are applied with Ticketmaster orders. The direct link to purchase tickets through Ticketmaster is here: <https://uofl.me/203TfKK>

■ **Staunch Defense** -- Louisville is 30th in the nation in defensive efficiency by KenPom through games of Feb. 12. The Cardinals have held their opponent to 36 percent shooting or below from the field in 23 of 50 halves this year, limiting opponents to a 38.0 percent accuracy on the season, 12th in the nation. On Feb. 2, UofL held NC State to two points over the final 9:46 of the game. The Cardinals held Miami (Ohio) to just six points over the final nine minutes. UofL allowed Pitt to score just four points over the final 9:11 of its Dec. 6 game. Louisville is 29th in the nation in defensive rebounding, averaging 28.2 boards on the defensive end of the floor. UofL limited its opponent to under 40 percent accuracy for a half on 32 occasions in 2018-19.

■ **Efficient Offense** -- Louisville produced many impressive shooting performances this year, topping 50 percent accuracy from the field in eight games (two of last four). The Cardinals lead the ACC and are eighth in the nation in three-point percentage (.391) and are second in the ACC in field goal percentage (.461). Louisville is 11th in the nation in adjusted offensive efficiency by Kenpom. UofL has made as many as nine three-pointers in a game on 15 occasions this season, including a season-best 14 threes against Wake Forest on Feb. 5. UofL shot 66.7 percent from the field (30-of-45) vs. North Carolina Central on Nov. 17, its best since 1993.

Louisville Career Double-Doubles

Jordan Nwora (13)

Miami (H)	1/7/20	19 pts., 12 reb.
Florida State (H)	1/4/20	32 pts., 10 reb.
Michigan (H)	12/3/19	22 pts., 12 reb.
Miami (A)	11/5/19	23 pts., 12 reb.
Minnesota (N)	3/21/19	10 pts., 11 reb.
Notre Dame (H)	3/3/19	20 pts., 11 reb.
Boston College (A)	2/27/19	13 pts., 12 reb.
Duke (H)	2/12/19	23 pts., 12 reb.
Boston College (H)	1/16/19	32 pts., 10 reb.
Robert Morris (H)	12/21/18	19 pts., 13 reb.
Kent State (H)	12/15/18	13 pts., 10 reb.
Indiana (A)	12/8/18	24 pts., 14 reb.
Tennessee (N)	11/21/18	23 pts., 10 reb.

Dwayne Sutton (10)

Wake Forest (H)	2/5/20	15 pts., 11 reb.
Notre Dame (A)	1/11/20	10 pts., 14 reb.
Kentucky (A)	12/28/19	14 pts., 10 reb.
Akron (H)	11/24/19	10 pts., 14 reb.
Indiana State (H)	11/13/19	14 pts., 10 reb.
Wake Forest (A)	1/30/19	17 pts., 10 reb.
Boston College (H)	1/16/19	14 pts., 10 reb.
North Carolina (A)	1/12/19	17 pts., 10 reb.
Pittsburgh (A)	1/9/19	12 pts., 11 reb.
Virginia Tech (A)	2/24/18	17 pts., 11 reb.

Steven Enoch (6)

Miami (H)	1/7/20	12 pts., 10 reb.
Michigan (H)	12/3/19	13 pts., 10 reb.
Youngstown State (H)	11/10/19	17 pts., 14 reb.
Miami (A)	11/5/19	11 pts., 12 reb.
Pittsburgh (H)	1/26/19	12 pts., 11 reb.
North Carolina (A)	1/12/19	17 pts., 11 reb.

Malik Williams (4)

Pittsburgh (H)	12/6/19	13 pts., 11 reb.
Notre Dame (H)	3/3/19	16 pts., 13 reb.
Miami (H)	1/6/19	19 pts., 11 reb.
Lipscomb (H)	12/12/18	10 pts., 13 reb.

Darius Perry (1)

Youngstown State (H)	11/10/19	10 pts., 12 asst.
----------------------	----------	-------------------

■ **Overall Athletics Success** -- UofL teams have experienced considerable success this year. Louisville and Michigan are the only two programs to have collectively reached the postseason this fall in football, men's soccer, women's soccer, field hockey and volleyball. UofL is seventh in the nation in the Learfield IMG College Director's Cup Division I fall standings. The Cardinals are one of eight ACC schools in the top 20 schools in the Director's Cup standings, five more than the next best conference. This is the first time in UofL history that football, men's soccer, women's soccer and field hockey have all participated in postseason competition in the same year. The Cardinals' football team was one of the most improved in the nation, rising to an 8-5 record after finishing 2-10 a year ago. Louisville beat Mississippi State 38-28 in the Music City Bowl on Dec. 30. The UofL field hockey team, ranked sixth in the nation, won its first-ever NCAA Tournament game this year before falling in the national quarterfinals. The Cards' women's soccer teams reached the NCAA second round and its men's soccer team advanced to the final 16 teams. UofL's volleyball team (22-10) advanced to the final eight teams of the NCAA championship, upsetting No. 2 Texas along the way. Louisville's women's basketball team is 21-3 and ranked among the nation's top ten teams. The Cards' swimming teams have performed well with the men (10th in the nation) and women's (19th) squads both highly ranked. Through the fall, UofL's men's golf team is ranked 15th in the nation while the women's golf team is among the top 40. UofL's baseball team is the preseason No. 1 team in the nation.

■ **Challenging Schedule** — UofL will play 12 games this season against teams ranked among the nation's Top 25 or those receiving votes in the preseason Associated Press poll, including six games among teams in the top 13 (No. 2 Kentucky, 4 Duke, 9 North Carolina, 11 Virginia twice and 13 Texas Tech; UofL opponents which received votes: Florida State, Notre Dame, Syracuse, NC State, Michigan. Louisville's strength of schedule was fourth in the nation by the final NCAA's NET rankings last season, played eight games against teams ranked among the Top 10 teams in the final AP poll. UofL's schedule this year is the No. 32nd-toughest through games of Feb. 5.

■ **Card File** — Louisville has held a rebounding advantage in 17 of its 25 games this season and have a +6.6 rebounding margin on the season (2nd ACC, 24th in the nation), including 10 occasions winning the rebound battle by double digits. In its last six games, the Cards had a 43-29 advantage at Boston College, 41-29 vs. Clemson, 39-30 at NC State, tied Wake Forest 32-32, 31-19 vs. Virginia and 37-30 at Georgia Tech, but UofL was tied (once) or lost the rebounding battle by a single rebound in the four previous games.

Louisville has blocked a shot in 325 of its last 328 games. Malik Williams blocked a shot in 26 of 34 games as a sophomore and led Louisville in blocks with 41 (11th in the ACC). He has 12 blocks in the last 11 games.

Dwayne Sutton was listed second in a preseason group of 2019-20 "Glue Guys" by NCAA.com ... Fresh Kimble was noted as one of the top ten transfers in the nation by ESPN prior to the season ... Samuel Williamson is the 28th McDonald's All-America selection who signed with UofL.

■ **Success vs. Top 25 Foes** -- Louisville has won 44 of its last 94 against AP ranked opponents, winning at No. 3 Duke on Jan. 18 in its last Top 25 matchup. UofL has a 61-63 record against Top 25 teams over the last 12 years (2-2 this year, 4-8 last year). UofL has been victorious 10 of the last 29 times it has faced an AP top-five foe. UofL has won 23 of its last 54 games when facing Top 10 teams, spanning the last 12 years.

■ **Comeback Cards** — UofL has recovered from nine or more points down to win four times this season, all in ACC games and twice in road games. The Cardinals fought back from a 15-point first-half deficit (14 in second half) to win against Wake Forest on Feb. 5, a nine-point first-half deficit to win at Pittsburgh on Jan. 14, 11 points down in the second half vs. Georgia Tech on Jan. 22 and nine down in the first half at Boston College on Jan. 29. Over the last nine seasons, UofL has recovered from nine or more points down to win on 35 occasions, including four occasions last season. UofL recovered from a 15-point first-half deficit to win its ACC opener against Miami last season. Louisville fought back from a 12-point first-half deficit at Seton Hall last year and trailed by nine in the second half.

■ **Syracuse Awaits Next** — Louisville returns home for the first of two straight in the KFC Yum! Center as the Cardinals face the Syracuse Orange on Wednesday, Feb. 19 at 7 p.m. ET (ESPN). The Orange (14-10, 7-6 ACC) have won six of their last nine games, but fell 79-74 to NC State at home on Feb. 11 in their last game. Syracuse will play at Florida State on Feb. 15 prior to facing the Cardinals. Louisville leads 18-10 in its series against Syracuse, winning five of the last eight but dropping the last two. In last year's matchup, Syracuse won 69-49 in Syracuse, N.Y. as the Cardinals had their poorest shooting performance from the field for the season (.259) and scored their lowest point total of the year. Jordan Nwora scored 11 points to lead the Cardinals. Syracuse is No. 57 in the Sagarin Ratings, No. 68 in the NET rankings, No. 57 in ESPN's College Basketball Power Index (BPI) and No. 60 by Ken Pomeroy through Feb. 12.

ATLANTIC COAST CONFERENCE

(Standings through Feb. 14)

School	ACC	Overall	Streak
Louisville.....	12-2	21-4	L 1
Duke.....	11-2	21-3	W 6
Florida State.....	10-3	20-4	L 1
Virginia.....	8-5	16-7	W 1
NC State.....	7-6	16-8	W 2
Syracuse.....	7-6	14-10	L 1
Notre Dame.....	6-7	15-9	L 1
Pittsburgh.....	6-8	15-10	L 1
Clemson.....	6-8	12-12	W 1
Boston College.....	6-8	12-13	L 1
Georgia Tech.....	6-8	12-13	W 1
Virginia Tech.....	5-8	14-10	L 5
Miami.....	4-10	12-12	W 1
Wake Forest.....	4-10	11-13	W 1
North Carolina.....	3-10	10-14	L 4

Upcoming ACC Games



Saturday, February 15

Syracuse at Florida State - ESPN2	Noon
Wake Forest at Miami - RSN	2 PM
Notre Dame at Duke - ACCN	4 PM
Louisville at Clemson - ACCN	4 PM
Pitt at Virginia Tech - ACCN	6 PM
Virginia at North Carolina - ESPN	8 PM

Sunday, February 16

NC State at Boston College - ACCN	6 PM
-----------------------------------	------

Monday, February 17

North Carolina at Notre Dame - ESPN	7 PM
-------------------------------------	------

Tuesday, February 18

Pitt at Florida State - ACCN	8 PM
------------------------------	------

Louisville in ACC Statistics (through Feb. 14)

Team Statistics	All	Rank	ACC Rank
Scoring Offense.....	75.3	2	74.6 2
Scoring Defense.....	63.4	2	66.1 3
Scoring Margin.....	+11.9	2	+8.4 2
FT Percentage.....	.735	6	.743 6
FG Percentage.....	.461	2	.452 3
FG Pct. Defense.....	.380	2	.406 3
3-Pt. Percentage.....	.391	1	.423 1
3-Pt. Percentage Defense.....	.299	4	.326 7
Rebounding Margin.....	+6.6	2	+5.4 2
Blocked Shots.....	2.9	11	3.3 7
Assists.....	14.1	6	13.5 5
Steals.....	5.2	14	5.6 11
Turnover Margin.....	-0.8	12	-0.6 9
Assists-Turnover Ratio.....	1.14	5	1.07 8
3FG Made.....	8.4	4	9.1 2

Individual Stats (All Games)

Scoring		4. Jordan Nwora.....2.5	
1. Jordan Nwora.....	18.8	8. Ryan McMahon.....	2.2
Field Goal Percentage		Rebounding	
7. Jordan Nwora.....	.458	6. Dwayne Sutton.....	8.4
Free Throw Percentage		11. Jordan Nwora.....	7.2
5. Jordan Nwora.....	.818	20. Malik Williams.....	6.2
Minutes Played		22. Steven Enoch.....	5.8
17. Jordan Nwora.....	32.8	Offensive Rebounding	
Assists		9. Dwayne Sutton.....	2.5
17. Fresh Kimble.....	3.0	Defensive Rebounding	
19. Darius Perry.....	2.9	4. Dwayne Sutton.....	6.0
3-Pt Field Goals Percentage		7. Jordan Nwora.....	5.6
1. Jordan Nwora.....	.429		

■ **Nwora Received Abundance of Preseason Acclaim** — Louisville forward Jordan Nwora received considerable acclaim this season. He was named a first-team preseason All-American by the Associated Press, The Sporting News, CBS Sports, NBC Sports, Athlons, the Blue Ribbon Basketball Yearbook and a second team selection by Street & Smith's Basketball Yearbook. Nwora was honored as the preseason ACC Player of the Year in a vote of league media and several national publications.

Nwora is among 20 players on the preseason watch list for the 2020 NABC Division I Player of the Year powered by ShotTracker. He is one of 30 players listed to the midseason list for the 2020 Citizen Naismith Trophy Men's Player of the Year honor presented by The Atlanta Tipoff Club. A list of the 10 national semifinalists and four finalists will be released on March 5, 2020, and March 17, 2020, respectively.

Nwora is among the late season top 20 watch list announced on Feb. 3 for the John Wooden Award presented by Wendy's, including the early front-runners for the Wooden Award All American Team and Most Outstanding Player Award. He is one of 30 players on the midseason watch list for the 2019-20 Lute Olson Award, presented annually to the nation's top Division I player.

Nwora is one of 12 players selected by the U.S. Basketball Writers Association for its midseason watch list for the Oscar Robertson Trophy, presented to the men's national player of the year.

Nwora was recognized on Jan. 16 as a mid-season All-American by The Sporting News.

Nwora is one of 10 finalists for the 2020 Julius Erving Small Forward of the Year Award. The annual award is in its sixth year being presented by the the Naismith Memorial Basketball Hall of Fame. Nwora was noted as the top small forward in the nation by NCAA.com's Andy Katz in the preseason. More information on the award, including an opportunity to vote, may be obtained online at www.HoophallAwards.com.

■ **UofL Unveiled Final Four MOP Banner Dec. 3** -- Louisville unveiled a new banner in the KFC Yum! Center recognizing its three NCAA Final Four Most Outstanding Player honorees at halftime of its Dec. 3 men's basketball game against Michigan. Former Cardinal greats **Darrell Griffith** (1980), **Pervis Ellison** (1986) and **Luke Hancock** (2013) now have their names celebrated on a new banner hung in the southeast rafters of the Cardinals' home arena, where additional individual honors are displayed to highlight the outstanding UofL Basketball tradition.

■ **Returning Production** -- With six of its top seven scorers returning including three starters (F Jordan Nwora, F Dwayne Sutton, C Malik Williams), Louisville returned most of its production from the Cardinals' successful 2018-19 squad, including three-quarters of its scoring and rebounding. Last season, UofL's six returning lettermen accounted for 76 percent of the Cardinals' scoring (1925 of 2536 points), 74 percent of its rebounding (960 of 1297), 51 percent of its assists (232 of 458), 84 percent of its three-point goals, 89 percent of its blocked shots (88 of 99), 71 percent of its steals (106 of 149) and 67 percent of the total minutes played (4617 of 6900). Two starters departed, including a pair of graduate transfer guards in Christen Cunningham, a team co-captain who was third in the ACC in assists (4.9) and was the Cardinals' No. 2 scorer (10.1 ppg); and Khwan Fore, who started the last 20 games of the season while averaging 3.3 points per game.

■ **Cards Have 18 Straight 20-Win Seasons** — Louisville is one of two Division I schools in the nation which has won 20 or more games in each of the past 18 seasons. Reaching over 20 victories this season and extending their streaks are Kansas (30), Duke (23), Gonzaga (22) and Louisville (18). UofL has won at least 19 games in 46 of the last 50 years. However, the NCAA Committee on Infractions' vacation of 123 victories in four of those years (2011-15) negates the official results.

■ **Cards Finished Sixth in ACC in 2018-19** — Louisville posted a 10-8 record in its fifth season in the Atlantic Coast Conference in 2018-19, finishing in a tie for sixth in the league. Virginia and North Carolina shared the ACC regular season championship while Duke won the tournament title. Louisville has won at least nine league games for 13 straight seasons. The Cardinals have finished in the top three in its conference eight of the last 15 years. UofL has won 22 regular season conference championships (American 1, Big East 2, Conference USA 1, Metro 12, Missouri Valley 6). Louisville has won its conference championship or finished second in 27 of the last 44 years, including six of the last 15 years. Louisville was the No. 7 seed in the postseason 2019 ACC tournament and fell to North Carolina in the quarterfinals of the event played in Charlotte, N.C. The Cardinals gained an important ACC road victory to start this season, winning 87-74 at Miami in the first basketball game televised on the new ACC Network and won its ACC home opener vs. Pittsburgh on Dec. 6.



CARD FILE

■ Louisville has five fifth-year seniors or graduates on its 2019-20 roster for the first time in school history: **Steven Enoch**, **Fresh Kimble**, **Ryan McMahon**, **Keith Oddo** and **Dwayne Sutton**. On the other end of the spectrum, Louisville's 10 freshmen -- including six scholarship freshmen, three walk-ons (one graduate transfer walk-on) and a scholarship graduate transfer -- is tied for the 11th-most newcomers in the nation.

■ Louisville was ranked in the top 10 of most early preseason rankings, including as high as **No. 2 in the nation**. UofL returned six of its top seven scorers and has a Top 10 recruiting class.

■ **Jordan Nwora** gained early accolades as a preseason first-team All-America selection. He became Louisville's 69th career 1,000-point scorer on Jan. 4 with 32 points vs. Florida State.

■ Louisville made its 39th NCAA Tournament appearance in 2019. The Cards have reached the Sweet 16 on 17 occasions, have advanced to the Elite Eight 11 times, Final Four eight times, and won NCAA Championships in 1980 and 1986. Louisville is seventh in NCAA Tournament appearances (39), ninth in tournament victories (61) and sixth in tournament games (102). UofL Coach Chris Mack has an 11-9 record in nine NCAA Tournament appearances.

■ Louisville's 2019 signing class was ranked **ninth in the nation** by ESPN.com, 10th by Rivals.com and 11th by 247sports.com.

■ **Dwayne Sutton** has scored in double figures on 32 occasions. He has 10 career double-doubles, including five this season. He has rebounded in double figures in 11 games this year.

■ UofL faced the fourth-toughest schedule in the nation in 2018-19 (11th-toughest non-conference schedule). UofL was one of four schools in the nation to have played at least 12 games vs. schools in the nation's Top 25 entering the NCAA Tournament.

UofL Statistical Comparison	Away/			
	Wins	Losses	Home	Neutral
Record	21-0	0-4	14-1	7-3
Scoring Average	77.8	62.5	77.2	72.5
Points Allowed	61.7	72.5	60.9	67.1
Scoring Margin	+16.1	-10.0	+16.3	+5.4
FG Percentage479	.370	.479	.435
Opp. FG Percentage ..	.366	.463	.370	.396
3-Pt. Percentage420	.241	.404	.372
FT Percentage754	.639	.738	.729
Rebound Margin	+7.4	+2.5	+8.1	+4.4
Turnover Margin	-0.6	-1.2	-0.1	-1.5

UofL Statistical Comparison by Halves

	1st Half	2nd Half
Scoring Average	37.4	37.1
Points Allowed	29.4	33.0
Scoring Margin	+7.9	+4.1
FG Percentage469	.453
Opp. FG Percentage386	.373
3-Pt. Percentage439	.339
FT Percentage722	.748
Rebound Margin	+2.7	+3.8
Turnover Margin	+0.4	-1.0

■ **Impressive Academic Performance** -- While the UofL men's basketball team has performed well on the court, the Cardinals have excelled in the classroom as well. Louisville has received an NCAA Public Recognition Award six of the last seven years for ranking among the top 10 percent in men's basketball in the Academic Progress Rate (APR), which measures academic eligibility, retention and graduation for student-athletes. Louisville is one of just nine Division I schools in the nation, including only two from Power Five conferences (Louisville and Stanford), which have earned the APR recognition in at least six of the last seven years. UofL is one of only nine Division I schools in the nation to have perfect men's basketball multi-year APR scores in at least four of the past six years.

The men's basketball team has attained a collective 3.0 GPA for 21 of the last 23 semesters, including a 3.176 cumulative team mark for the Spring 2019 semester. Ten of 16 Cardinals earned a 3.0 GPA or better in the UofL Fall 2019 semester. The Cardinals produced a collective 3.265 grade point average for the 2018-19 academic year. A league-high six Cardinals were named to the 2019 All-ACC Academic Team and UofL has produced an ACC-best 31 selections over its five years in the league. Prior to entering the ACC, UofL's men's basketball team earned four straight league Team Academic Excellence Awards, recognizing the highest collective grade-point averages in each of the conference sports (2014 American Athletic Conference, 2011-13 Big East).

■ **Cardinals Placed Six on 2019 All-ACC Academic Team** -- A league-high six UofL men's basketball players were honored on the 2019 All-ACC Academic Men's Basketball team. Earning the honor for the Cardinals were Christen Cunningham, Steven Enoch, V.J. King, Ryan McMahon, Jordan Nwora and Darius Perry. The six selections for Louisville were the most for any school on the 25-member team. Virginia Tech had four selections. UofL placed five members on the team last year, six in 2016-17 and seven in its first two ACC seasons, an ACC-best 31 selections in the last five years. To be eligible for consideration, a student-athlete must have earned a 3.00 grade point average for the previous semester and maintained a 3.00 cumulative average during his academic career. It was the third straight year that King earned the recognition and the second for Nwora and Perry.

■ **Six Earn Degrees in 2019** -- Six Cardinals, including three who earned advanced degrees, graduated in the spring or summer of 2019. UofL men's basketball 2019 graduates include Akoy Agau (master's in business administration), Christen Cunningham (master of science in sport administration), Steven Enoch (bachelor of arts in communication), Khwan Fore (MS, sport administration), Ryan McMahon (BS, marketing) and Dwayne Sutton (BS, sport administration). V.J. King is close to completing his degree in sport administration.

■ **Three Million Fans** — Louisville passed the three million mark in total home attendance in the KFC Yum! Center on Jan. 21, 2018. A total of 3,677,818 fans have flocked to the spectacular arena to watch UofL play in its 10 seasons. Louisville's average home attendance of 16,601 in 2018-19 was the sixth-largest in the nation. Louisville has ranked among the top six nationally in average home attendance each of the last 38 years. UofL has averaged 19,880 fans per game in its 10 years in the KFC Yum! Center.

■ **Cards vs. Non-Conference Foes** -- Louisville has won 81 of its last 85 non-conference games at home in the KFC Yum! Center, spanning the last 10 seasons. The Cardinals won 35 straight over non-conference opponents between falling to Kentucky on Dec. 27, 2014 and its previous home non-conference loss on Dec. 31, 2010 to Kentucky. The other four non-conference losses UofL has suffered in the KFC Yum! Center were a 52-46 setback at the hands of Drexel on Dec. 14, 2010; 79-77 to Seton Hall on Dec. 3, 2017; 79-56 to Mississippi State on March 20, 2018; and 71-58 to Kentucky on Dec. 29, 2018. In its 10th season in the spectacular KFC Yum! Center, Louisville has an overall 154-25 record in home games, including an 89-6 record against non-conference opponents. The Cardinals have won 45 of their last 48 home games against non-conference opponents.

■ **17 Sweet 16s for Cards** — Louisville is tied for ninth with 17 Sweet 16 appearances since the NCAA began Sweet 16 records in 1975. The Cardinals reached four additional Sweet 16s that were later vacated. (UofL years in Sweet 16: 1975, 1978, 1979, 1980, 1982, 1983, 1984, 1986, 1988, 1989, 1993, 1994, 1996, 1997, 2005, 2008, 2009; Sweet 16 appearances in 2012, 2013, 2014, and 2015 were vacated). The Cardinals have won seven of their last eight regional semifinal games.

■ **Cardinals Have Reached 11 Elite Eights** -- Louisville has reached the NCAA Elite Eight on 11 occasions, tied for seventh nationally. The Cardinals reached three additional Elite Eights that were later vacated. The NCAA recognizes Elite Eight records since 1951, the first year that all teams in the tournament would be required to win at least one game to advance to the Elite Eight. (UofL years in Elite Eight: 1959, 1972, 1975, 1980, 1982, 1983, 1986, 1997, 2005, 2008, 2009; Elite Eight appearances in 2012, 2013, and 2015 were vacated). The Cardinals have a 10-4 record in regional championship games.

CARDINAL CLIPS

■ Louisville has finished among the nation's Top 25 teams in seven of the last nine years. Louisville has been ranked on 648 occasions in the Associated Press poll, sixth all-time.

■ Louisville has **75 NBA Draft selections**, including eight in the last six years (Ray Spalding the latest in 2018 as the 56th overall pick). Former UofL and current Utah Jazz guard Donovan Mitchell was the 2018 NBA Dunk Contest winner and was runner-up for the NBA Rookie of the Year.

■ Louisville has been the highest rated television market for college basketball for the last 17 years.

■ Louisville is **one of only five schools** to be ranked in the AP Top 25 poll at least once during each of the past 17 seasons, excluding preseason polls (*others*: Duke, Gonzaga, Kansas, & North Carolina).

■ Louisville is one of just four schools which have won 20 or more games on the court in each of the **last 18 seasons** (also Kansas, Duke and Gonzaga). However, the NCAA Committee on Infractions' vacation of 123 victories in four of those years (2011-15) negates the official results.

■ Louisville has attracted over **3.6 million fans** in its first 10 years in the spectacular KFC Yum! Center. The Cardinals have ranked in the top six nationally in home attendance for the last 38 consecutive years (16,601 in 2018-19).

■ Six Cardinals were named to the 2019 All-ACC Academic Team (**ACC-best 31 selections** over 5 years). A total of **10 of 16** student-athletes earned a 3.0 or better GPA for the most recent UofL Fall 2019 semester. The Cardinals have produced a 3.0 or better GPA in 20 of the last 22 semesters. UofL is one of only two Division I schools in the nation to have perfect men's basketball multi-year Academic Progress Rate (APR) scores in four of the past five years.

■ Over the last six years, UofL held 78 opponents under 40 percent shooting from the field, 43 under 36 percent and 20 under 33 percent. Over the last six seasons, Louisville has held 63 opponents below 60 points, including 16 below 50.

■ Louisville's strength of schedule has been among the top 16 toughest in the nation by the RPI in 10 of the past 12 years. The 2018-19 slate was the fourth-toughest overall by the NCAA's NET. UofL's current schedule is ranked No. 24 by the NET through Feb. 9.

■ Louisville has participated in postseason competition in 49 of the last 54 years.

■ Louisville is **second in the nation** with 69 1,000-point career scorers (behind North Carolina's 76). Forward Jordan Nwora (1,205 career points, currently No. 41 all-time at Louisville) reached that mark in his third season on Jan. 4 with 32 points vs. Florida State.

■ **Jordan Nwora** was the **third-most improved scorer in the nation** in 2018-19 with his 17.0 scoring average (sixth in the ACC) up 11.3 ppg from his 5.7 average as a freshman. He scored 20 or more points on 13 occasions last season and had nine double-doubles. His 77 three-pointers last year were the 10th-most in a single season at Louisville.

NCAA Sweet 16 Appearances (since 1975)

North Carolina	29
Duke	27
Kentucky*	27
Kansas	23
UCLA*	19
Syracuse*	19
Arizona	18
Michigan State	18
Louisville*	17
Indiana	17
*does not include vacated appearances	

NCAA Elite Eight Appearances (since 1951)

Kentucky	34
North Carolina	26
Duke	22
Kansas	22
UCLA*	20
Michigan State	14
Louisville*	11
Arizona	11
UConn	11
Indiana	11
Villanova	11
*does not include vacated appearances	

■ **Eight NBA Draft Picks in Last Seven Years** -- A total of 75 former Louisville players have been selected in the NBA Draft, including eight in the last six years. UofL is eighth in the nation with 25 first-round draft picks and Louisville is one of just 10 schools in the nation with 70+ draft picks. A total of 17 former UofL players have played in the NBA over the last seven years.

The Cardinals' last NBA draft selection was Ray Spalding, who was selected by the Philadelphia 76ers in the second round of the 2018 NBA Draft with the 56th pick overall. He was subsequently traded to the Dallas Mavericks, where he started the season as a rookie in 2018-19. He is currently with the Phoenix Suns.

In addition to Spalding, those recent picks include Donovan Mitchell (2017, 1st round, 13th overall selection, Denver Nuggets), Chinanu Onuaku (2016, 2nd, 37th, Houston Rockets), Terry Rozier (2015, 1st, 16th, Boston Celtics), Montrezl Harrell (2015, 2nd, 32nd, Houston Rockets), Russ Smith (2nd, 47th, Philadelphia 76ers), Gorgui Dieng (2013, 1st, 21st, Utah Jazz) and Peyton Siva (2013, 2nd, 56th, Detroit Pistons).

In addition, former Cardinal Mangok Mathiang made the Charlotte Hornets team in 2017 as an undrafted free agent following his senior season at UofL. Mitchell won the 2018 Verizon NBA Slam Dunk Contest on Feb. 18 and was runner-up for the 2018 NBA Rookie of the Year.

Louisville has produced 25 first-round NBA Draft choices, including 12 in the top ten and six among the top three picks (Pervis Ellison first in 1989; Wes Unseld second in 1968; Darrell Griffith second in 1980; Charlie Tyra second in 1957; Rodney McCray third in 1983; George Hauptfuhrer

■ **Eight Former UofL Assistants Are Head Coaches** -- Eight former Louisville assistant coaches are active head coaches. The list includes Mike Balado at Arkansas State, Mick Cronin at UCLA;

Scott Davenport at Bellarmine; Kevin Keatts at NC State, Steve Masiello at Manhattan; Greg Paulus at Niagara, Richard Pitino at Minnesota and Kevin Willard at Seton Hall. Seven former UofL assistants have guided their teams to NCAA Tournament appearances over the last five years (since 2014; Cronin, Davenport, Keatts, Masiello, Marvin Menzies, Pitino and Willard).

■ **Cardinals Regularly Face Difficult Schedule** — The Cardinals have played a schedule ranked among the top 16 toughest by the ratings percentage index or the recent NCAA NET ranking in 10 of the past 12 seasons. Louisville faced one of the nation's most difficult schedules in 2018-19, with the Cardinals' schedule ranked as the fourth-toughest in the nation in the NET and its non-conference schedule was the 11th-strongest slate. Louisville is one of six schools in the nation to have played 11 games against AP Top 25 opponents entering the NCAA Tournament, including six in the Top 10. Louisville and Duke played more NCAA Sweet 16 teams (eight) and the Cardinals' 11 games against those teams was the third-most in the nation. Last year, Louisville played 21 of its 33 games entering the NCAA Tournament against teams that advanced to postseason play.

Louisville RPI/NET & Strength of Schedule Last 13 Years

Year	NET	SOS
2019-20	7	24
2018-19	22	4
Year	RPI	SOS
2017-18	42	10
2016-17	11	3
2015-16	16	38
2014-15	19	16
2013-14	16	49
2012-13	2	4
2011-12	10	2
2010-11	17	11
2009-10	45	11
2008-09	7	12
2007-08	10	4

Cardinals in the NCAA Tournament

■ Louisville made its 39th NCAA Tournament appearance in 2019. The Cards have reached the Sweet 16 on 17 occasions and have advanced to the Elite Eight 11 times. Louisville is seventh in NCAA Tournament appearances (39), ninth in tournament victories (61) and sixth in tournament games (102). UofL has a 61-41 overall NCAA Tournament record, reaching the Final Four eight times. *(Louisville had 43 NCAA Tournament and 21 Sweet 16 appearances before four of each in 2012, 2013, 2014 and 2015 -- plus three Elite Eights and a 15-3 record -- were vacated by the NCAA Committee on Infractions.)*

■ Louisville is tied for eighth with 17 Sweet 16 appearances since the NCAA began Sweet 16 records in 1975 (years: 1975, 1978, 1979, 1980, 1982, 1983, 1984, 1986, 1988, 1989, 1993, 1994, 1996, 1997, 2005, 2008, 2009; Sweet 16 appearances in 2012, 2013, 2014, and 2015 were vacated).

■ Louisville is tied for seventh with 11 Elite Eight appearances since the NCAA began Elite Eight records in 1951 (years: 1959, 1972, 1975, 1980, 1982, 1983, 1986, 1997, 2005, 2008, 2009; Elite Eight appearances in 2012, 2013, and 2015 were vacated).

■ UofL Coach Chris Mack has an 11-9 record in his ninth NCAA Tournament appearance (the last six straight years), including reaching the Sweet 16 on four occasions and the Elite Eight in 2017. All but the 2019 appearance occurred when he was the head coach at Xavier, where he guided the Musketeers to the school's first-ever No. 1 NCAA Tournament seed in 2018.

All-Time NCAA Final Four Appearances

North Carolina.....	20
UCLA.....	17
Kentucky.....	17
Duke.....	16
Kansas.....	14
Ohio State.....	11
Michigan State.....	10
Louisville.....	*8
Indiana.....	8

UofL in the NCAA Tournament *

NCAA Tournament Appearances.....	39
All-Time NCAA Tourn. Record.....	61-41
Sweet 16 Appearances.....	17
Elite Eight Appearances.....	11
Final Four Appearances.....	8
NCAA Championships.....	2
Mack's NCAA Tourn. Record.....	11-9
Mack's NCAA Tourn. Appearances.....	9

* does not include a 15-3 record, four NCAA Tournament, four Sweet 16, and three Elite Eight appearances in 2012-15 -- plus the 2012 and 2013 Final Fours and 2013 NCAA Title

Cardinals Active in Professional Basketball

Name	Yrs. @ UofL	2019-20 Team
Gorgui Dieng	'10-13	Minnesota Timberwolves
Montrezl Harrell	'12-15	Los Angeles Clippers
Damion Lee	'15-16	Golden State Warriors
Donovan Mitchell	'15-17	Utah Jazz
Terry Rozier	'13-15	Charlotte Hornets
Ray Spalding	'15-18	Charlotte Hornets
NBA G League		
Deng Adel	'15-18	Canton Charge
Wayne Blackshear	'11-15	Maine Red Claws
VJ King	'16-19	Westchester Knicks
Foreign Teams		
Akoy Agau	'18-19	Libertadores de Queretaro (Mexico)
Chane Behanan	'11-14	Ramat Gan Givatayim (Israel)
Rakeem Buckles	'09-12	Hapoel Haifa (Israel)
Earl Clark	'06-09	San Pablo Burgos (Spain)
Christen Cunningham	'18-19	Split (Croatia Premier)
Taquan Dean	'02-06	Béarnais Pau-Orthez (France)
(now Taqwa Pinero)		
Khwan Fore	'18-19	Koop Spor (Cypress)
Tony Hicks	'16-17	Rostock (Germany)
Terrence Jennings	'08-11	Hitech Bangkok (Thailand)
Jaylen Johnson	'14-17	Hapoel Holon (Israel)
Chris Jones	'13-15	Valur (Iceland)
Preston Knowles	'07-11	Mono Vampire (Thailand)
Kyle Kuric	'08-12	FC Barcelona Lassa (Spain)
Trey Lewis	'15-16	Gravelines-Dunkerque (France)
Anas Mahmoud	'14-18	Al Zamalek (Egypt)
Mangok Mathiang	'13-17	Bahçesehir Kolejia (Turkey)
Alhaji Mohammed	'01-03	U-BT Cluj-Napoca (Romania)
Larry O'Bannon	'01-05	CD Valdivia (Chile)
Chinanu Onuaku	'14-16	DB Promy (South Korea)
Juan Palacios	'04-08	Estudiantes (Spain)
Samardo Samuels	'08-10	Panionios (Greece)
Peyton Siva	'09-13	Alba Berlin (Germany)
Chris Smith	'11-13	Chicago (Euro S. League)
Jerry Smith	'06-10	Ifestos Limnou (Greece)
Russ Smith	'10-14	Guizhou White Tigers (China)
Quentin Snider	'14-18	Rotterdam (Netherlands)
Edgar Sosa	'06-10	Hapoel Gilboa Galil (Israel)
Kevin Ware	'11-14	Korihait (Finland)

Louisville Preseason Conference

Player of the Year, Last 17 Years

Name	Conference	Year
Francisco Garcia	C-USA	2003-04
Francisco Garcia	C-USA	2004-05
Peyton Siva	Big East	2012-13
Russ Smith	AAC	2013-14
Jordan Nwora	ACC	2019-20

■ Louisville Top College Basketball Market

-- Louisville is consistently the highest-rated television market for college basketball on ESPN. Louisville has been the top market each of the last 17 years and every year since ESPN began tracking the data. Louisville's average 4.2 rating for the 2018-19 season led all markets and was well ahead of second-place Knoxville, which averaged a 2.9 rating. The remaining top five was Raleigh-Durham (2.8), Greensboro-High Point (2.7) and Kansas City (2.5). The Cardinals' NCAA Sweet 16 game against Kentucky in 2014 drew a 51.5 rating and 73 share, making it the second highest-rated event in Louisville television history. UofL's 2013 NCAA Championship game vs. Michigan (later vacated) is the top-rated television event all-time in the Louisville market. Louisville was No. 3 ESPN market for women's basketball in 2019 (0.5) and was the No. 11 ESPN/ABC market for college football in 2016 (3.5 average rating).

■ **Cards Have Had Productive Defense** — Recent Louisville teams have been known for their defensive intensity and second-year UofL Coach Chris Mack has kept the Cardinals' strong defensively. Louisville was 22nd in the nation in Ken Pomeroy's adjusted defensive rankings last season. Last season, the Cardinals were 30th in the nation in field goal percentage defense (.408), 30th in defensive rebounds per game (27.9), and 57th in three-point field goal percentage defense (.320).

UofL has limited 63 opponents over the last six seasons under 60 points (77 in the last seven years), including 15 times below 50 (three this year). Seventeen of Louisville's 34 opponents in 2018-19 shot below 40 percent from the field, including 10 of its 18 ACC opponents.

Louisville has ranked among the nation's top 30 in field goal percentage defense in 13 of the past 17 years, including the 2018-19 percentage of .408, which was 30th in the nation. Over the last six years, UofL has held 78 opponents under 40 percent shooting from the field (16 this year, 17 in 2018-19), 43 under 36 percent and 20 under 33 percent.

■ **Statistical Trends** — UofL is 212-12 over the last 18 seasons when scoring 80 or more points (9-0 this year, 11-2 last year, 12-0 in 2017-18, 11-1 in 2016-17, 10-0 in 2015-16) ... Over the past 18 years, Louisville is 161-7 when shooting 50 percent or better from the field (9-0 this year, 6-0 last year, 9-1 in 2017-18, 8-0 in 2016-17, 14-0 in 2015-16) ... UofL is 375-56 when holding its opponent below 70 points over the past 18 years (16-1 this year, 13-4 last year, 15-2 in 2017-18, 18-2 in 2016-17, 19-1 in 2015-16).

■ **Seven of Last Nine NCAA Champions Have Played in Louisville** - The eventual national champion has played in Louisville's home arena, the KFC Yum! Center, in seven of the arena's nine seasons in existence. Louisville faced eventual champions Connecticut (2011, 2014), Duke (2015) and Virginia (2019) in home games. Kentucky won a pair of games in the 2012 second and third rounds in the KFC Yum! Center, 2016 Champ Villanova won the NCAA South Regional in Louisville, and UofL won the 2013 itself. UofL played 2017 Champion North Carolina, but it was in Chapel Hill.

■ **Garcia Joins UofL Hall of Fame** — Francisco Garcia, the top scorer on the Cardinals' 2005 NCAA Final Four team who played 10 years in the NBA, was one of six outstanding individuals inducted into the University of Louisville Athletics Hall of Fame on Oct. 25. The 2019 induction class also included Wesley Korir, an All-America distance runner who holds multiple UofL records and finished third in the 5000-meter event at the 2007 NCAA Outdoor Championship; Cindy LaCrosse, UofL's first All-American in women's golf who earned the highest finish for a Cardinal in the NCAA Championship; Angel McCoughtry, the Cardinals' career leader in scoring, rebounding and steals who led UofL to its first NCAA title game in 2009; Eric Wood, a four-year starter at center on the Cardinals' offensive line and nine-year NFL veteran with 120 career starts; and Lacy Wood, UofL's first softball All-American who helped the Cardinals to three NCAA regional appearances.

Garcia (2002-05 at UofL) scored 1,413 points in three seasons (No. 26 all-time at UofL), helping the Cardinals to a combined 78-22 record. He was the leading scorer (15.7 ppg) on the Cardinals' 2005 NCAA Final Four team, UofL's first Final Four in 19 years. Louisville won its first Conference USA championship that year when Garcia was a John Wooden first team and NABC second team All-America selection. He was twice honored on the All-Conference USA team (2003-04, 2004-05) and was the C-USA Freshman of the year in 2002-03. He set the UofL single-game assists record holder with 15 against Murray State (1-3-04). Garcia was the No. 23 overall pick in the first round of the 2005 NBA Draft and played 10 years in the NBA with the Sacramento Kings and Houston Rockets, scoring over 4,000 career points.

■ **Cards Have Been Tough on the Road** — UofL has a 84-59 record over the last 14 years on its opponent's home court (.587). Louisville has posted a 28-24 conference road record in its six years in the ACC (6-1 this year, 4-5 in 2018-19). UofL had the most road victories of any school in Big East Conference games over its last seven years in that league and was a league-best 8-1 in its road games in The American during the 2013-14 season. The Cards have a 74-48 record in conference games on the road over the last 14 seasons (.607). In neutral site games, Louisville has a 40-15 record over the last six years (.727) and a 50-22 neutral site record over the last nine years (.694).

■ **Nwora Gained International Experience** -- Jordan Nwora has been a member of the Nigeria national team in two international events over the last two years. In the 2018 FIBA World Cup African Qualifiers June 29-July 1 in Lagos, Nigeria, he averaged 21.7 points and 8.0 rebounds. He totaled 36 points, five rebounds, four assists and four steals for Nigeria in a 93-53 victory over Mali on July 1, 2018. His 36 points is the most ever scored by a Nigerian player in a major tournament. Last summer, he totaled 10 points and four rebounds for Nigeria against Russia in the first game of the 2019 FIBA Basketball World Cup Group B contest at the Wuhan Sports Centre in Wuhan, China (8-31-19). An ankle injury in the next game kept him sidelined for the remainder of the event. Nwora has dual citizenship with Nigeria. His father Alex, who is the head coach at Erie Community College, serves as the head coach of the Nigerian team, which has qualified to participate in the 2020 Olympics to be played in Tokyo, Japan.

UofL National Ranking in Field Goal Percentage Defense

2002-03	31st
2003-04	2nd
2004-05	8th
2005-06	49th
2006-07	25th
2007-08	8th
2008-09	22nd
2009-10	161st
2010-11	12th
2011-12	6th
2012-13	37th
2013-14	20th
2014-15	33rd
2015-16	9th
2016-17	20th
2017-18	41st
2018-19	30th
2019-20	12th

UofL Radio Network Affiliates

WHAS	840 AM	Louisville, Ky.
<i>(Flagship Station)</i>		
WKRD	790 AM	Louisville, Ky.
WCKY	1530 AM	Cincinnati, Ohio
WLKT	103.9 FM	Lexington, Ky.
WSFC	1240 AM	Somerset, Ky.
WYMC	1430 AM	Mayfield, Ky.
WLME	102.7 FM	Owensboro, Ky.
WPAD	1560 AM	Paducah, Ky.
WCCK	95.7 FM	Calvert City, Ky.

Sirius XM Satellite Radio (channels vary)

The radio broadcast is also available for a fee through GoCards.com and CardsMobile, the Cards' official Android/iPhone app. Broadcasts are also available by listening to one of the above stations through the iHeart Radio app, such as this link to WHAS: <https://uofl.me/2Pew2dY>



■ Tenth Season in KFC Yum! Center

-- This is Louisville's 10th season in the spectacular KFC Yum! Center, located on the banks of the Ohio River in downtown Louisville. The 22,000-seat multi-purpose arena was built at a cost of \$238 million and includes 71 luxury suites, 62 four- or six-seat premium boxes, over 2,000 side-court club seats and four party suites with a seating capacity of 32 each.

UofL's men's and women's teams have permanent locker rooms. There are five additional team locker rooms, two officials locker rooms, five star dressing rooms, a full-function media work room and a full-sized basketball practice court on the event level. The seven levels of the arena (including the upper catwalk) include a collective 721,762 square feet, or roughly the area of 13 football fields.

After passing through the one and a half acre landscaped entry plaza that features a basketball-themed fountain, entering fans can visit the 2,500-square foot UofL adidas store or head to their seats using one of the eight escalators or seven elevators within the building.

Lounge space is abundant within the arena. Four spacious donor rooms are available for Cardinal fans, including three that overlook the Ohio River. The 7,000-square foot main concourse restaurant overlooks the river and a main concourse sports bar has views directly into the arena bowl. Two 4,000-square foot club lounges on the event level, as well as the terrace club and premium box lounges, provide amenities for their respective patrons. The KFC Yum! Center served as the site for the NCAA Men's Basketball Tournament second and third rounds in 2012 and 2015, the NCAA South Regional in 2016 and was the site for the 2012 NCAA Women's Volleyball Championship. The 2019 NCAA South Regional will be staged in the KFC Yum! Center.

HEAD COACH CHRIS MACK

Chris Mack, whose teams have participated in the NCAA Tournament in nine of his 10 seasons as a head coach, was named as the head coach of the University of Louisville men's basketball team on March 28, 2018.



Among active coaches, Mack's .679 winning percentage as a head coach ranks him 25th in the nation entering the 2019-20 season and his 235 victories are the 12th most amassed by a coach in their first 10 seasons.

In his first season at Louisville, Mack guided the Cardinals to a 20-14 record and earned a No. 7 seed in the NCAA Tournament while facing the nation's fourth-toughest schedule. Picked to finish 11th in the ACC, UofL achieved a 10-8 conference record and earned a tie for sixth in the final regular season standings. The Cardinals beat four Associated Press Top 25 teams and were No. 22 in the nation in the NCAA's NET rankings. Louisville ranked among the nation's top 30 teams in both offensive (27th) and defensive efficiency (24th). Entering the season, UofL had returned one starter and about a third of its scoring and rebounding from the previous year.

Mack has built for the future as well, with Louisville's 2019 signing class ranked ninth in the nation by ESPN.com, 10th by Rivals.com and 11th by 247sports.com.

In nine seasons as the head coach at Xavier, Mack guided the Musketeers to a 215-97 record and eight NCAA Tournament appearances (the last five straight years), including reaching the Sweet 16 on four occasions and the Elite Eight in 2017. His teams won or shared three conference regular season championships while compiling a 105-49 league record over nine seasons in the Big East and Atlantic 10.

His 2017-18 Xavier squad achieved a 29-6 record, won Xavier's first Big East Conference regular season championship and earned the school's first-ever No. 1 seed in the NCAA Tournament. Mack was honored as the 2018 Big East Coach of the Year, NABC District 5 Coach of the Year, and he became the all-time coaching wins leader with the Musketeers. Xavier finished third in the final Associated Press poll – its highest ever ranking -- and last year's team was one short of the school record for victories.

Mack's contract with the Cardinals is for seven years, extending through the 2024-25 season. He is just the fourth head

coach to guide the Cardinals in the last 48 years, following Denny Crum (1971-2001), Rick Pitino (2001-17) and David Padgett (2017-18). Mack is the 21st head coach in Louisville's 104-year history and the seventh in the past 73 years.

Mack, 49, received the 2016 Henry Iba Award as the U.S. Basketball Writers Association (USBWA) National Coach of the Year while also earning the CBS Sports and Basketball Times magazine National Coach of the Year awards that season. He led Xavier to a 28-6 record in 2015-16 and achieved a No. 2 seed in the NCAA Tournament and a No. 5 ranking in the final AP poll, which at the time was the school's highest seed and ranking in school history.

His 2016-17 Xavier team made an NCAA Tournament run to the Elite Eight after entering the event as a No. 11 seed. His teams have reached the NCAA Sweet 16 on four occasions, in 2010, 2012, 2015 and 2017. As a player, assistant and head coach, Mack has been a part of 19 NCAA Tournament appearances.

Born Dec. 30, 1969 in Cleveland, Ohio, Mack was the 2010-11 Atlantic 10 Conference Coach of the Year in his second year as a head coach. In addition, he was the recipient of the 2011 Skip Prosser Man of the Year award, which was established in 2008 to honor those who not only achieve success on the basketball court but who display moral integrity off the court as well.

He was the 2009-10 Basketball Times Rookie Coach of the Year when, in his initial year, he guided Xavier to a 26-9 record, shared the Atlantic 10 Championship and advanced to the NCAA Sweet 16.

Mack served as a court coach for the 2016 USA Basketball Men's U18 National Team training camp in the summer of 2016 at the United States Olympic Training Center in Colorado Springs, Colorado.

Before rising to a head coaching position, Mack was a part of successful staffs throughout his career. He spent five seasons as an assistant on Sean Miller's Xavier staff (2004-09) after serving on the staff of the late Skip Prosser at Xavier as director of basketball operations (1999-01) and as an assistant coach at Wake Forest (2001-04).

In 10 seasons as an assistant or operations

Best Career Coaching Starts in 10 Seasons by Wins

Rk	Coach, School	Seasons	W	L
1.	Roy Williams, Kansas	1989-98	282	62
2.	Everett Case, NC State	1947-56	265	60
3.	Mark Few, Gonzaga	2000-09	264	66
4.	Jamie Dixon, Pittsburgh	2004-13	262	86
5.	Thad Matta, Butler/Xavier/Ohio St.	'01-10	258	85
6.	Dave Rose, BYU	2006-15	257	88
7.	Sean Miller, Xavier / Arizona	2005-14	249	95
8.	Larry Brown, UCLA / Kansas / SMU	1980-81, 1984-88, 2013-15	241	94
9.	Denny Crum, Louisville	1972-81	240	64
10.	Jerry Tarkanian, Long Beach St. / UNLV	1969-78	238	41
11.	John Calipari, UMass / Memphis	1989-96, 2001-02	237	94
12.	Chris Mack, Xavier / Louisville	2009-19	235	111
13.	Tubby Smith, Tulsa / Georgia/ Kentucky	1992-2002	234	95

director, he helped his teams produce a 229-96 record (.705), win four regular season titles and one conference tournament championship, and secure eight NCAA Tournament appearances, advancing to three Sweet 16s and one Elite Eight. Those teams won at least 20 games in nine of the 10 seasons.

Mack began his coaching career in 1993 as the junior varsity girls basketball coach at McAuley High School in Cincinnati. He was the varsity girls basketball coach at Mount Notre Dame High School in Reading, Ohio, for four years (1995-99), directing the team to four straight sectional titles and earning Cincinnati Post Coach of the Year honors in 1996.

A 1992 Xavier graduate with a degree in communication arts, Mack was a two-time team captain as a player at Xavier under then head coach Pete Gillen. He won the 1993 Midwestern City Conference (MCC) regular season championship (12-2 record) and reached the second round of the NCAA Tournament.

Mack was the 1987-88 Cincinnati Post Metro Player of the Year at St. Xavier High School in Cincinnati before going on to start for two seasons at Evansville under Jim Crews, winning an MCC Regular Season Championship and a trip to the second round of the 1989 NCAA Tournament as a freshman at Evansville. He transferred to Xavier after his sophomore season.

Mack and his wife, Christi, have two daughters, Laine (14) and Hailee (13), and a son, Brayden (4). A native of Louisville, the former Christi Hester was the runner-up for Kentucky Miss Basketball as a senior at Holy Cross High School. She played basketball at Dayton, where she scored 1,268 career points and was later inducted into the university's Athletic Hall of Fame in 2014. She served as the Director of Basketball Operations for the Xavier women's basketball team (2001-03) and more recently as the head girls basketball coach at Cincinnati's Colerain High School Cardinals.

Mack and his wife created the Mack Family Foundation in 2016, a family-centered foundation whose mission is to serve, inspire and aid less fortunate children.

Chris Mack Head Coaching Record

Season	School	Overall	Conference	Postseason
2019-20	Louisville	21-4	12-2 ACC	
2018-19	Louisville	20-14	10-8 ACC	
2017-18	Xavier	29-6	15-3 Big East*	NCAA 1st Round
2016-17	Xavier	24-14	9-9 Big East	NCAA 2nd Round
2015-16	Xavier	28-6	14-4 Big East	NCAA Elite Eight
2014-15	Xavier	23-14	9-9 Big East	NCAA 2nd Round
2013-14	Xavier	21-13	10-8 Big East	NCAA Sweet 16
2012-13	Xavier	17-14	9-7 Atlantic 10	NCAA 1st Round
2011-12	Xavier	23-13	10-6 Atlantic 10	NCAA Sweet 16
2010-11	Xavier	24-8	15-1 Atlantic 10*	NCAA 2nd Round
2009-10	Xavier	26-9	14-2 Atlantic 10**	NCAA Sweet 16
Totals		256-115	127-59 3 titles	9 NCAA (11-9)
		.690	.683	

*regular season champion ** regular season co-champion

■ **Cards Sign Highly Ranked Trio** — Three impressive individuals, including a pair of high school products and the top junior college player in the nation, have signed national letters-of-intent to continue their basketball playing careers at the University of Louisville, ranking this Cardinal recruiting class among the nation's top ten recruiting classes.

The trio of outstanding signees includes D'Andre Davis, a 6-5, 170-pound guard/forward from Lawrence Central High School in Indianapolis, Ind.; Jay Scrubb, 6-6, 220-pound guard/forward from Louisville who is a sophomore at John A. Logan College in Carterville, Ill.; and JJ Traynor, a 6-8, 190-pound forward from Bardstown (Ky.) High School.

Louisville's class is ranked among the best in the nation, ranking ninth by 247sports.com and 16th by Rivals.com. The three individuals are each ranked among the nation's top prospects. It is the second-straight highly-regarded class, as UofL's 2019 class was ranked ninth in the nation by ESPN.com, 10th by Rivals.com and 11th by 247sports.com.

D'Andre Davis averaged 16.9 points, 8.3 rebounds, 3.0 assists and 1.6 blocked shots per game as a junior at Lawrence Central, which achieved a 22-4 record and advanced to the Class 4A Sectional 10 championship.

Honored on the 2019 ICBAA Subway Underclass All-State Supreme 15 team, Davis is ranked No. 95 in the nation by 247Sports.com and No. 110 by Rivals.com. He is the No. 20 rated small forward in the 247Sports composite rankings.

a great team leader, and he is a great student. Dre Davis will do great things at Louisville."

During the summer of 2019, Davis averaged 17.9 points, 6.1 rebounds and 2.7 assists while playing for the Indy Heat on the Nike EYBL circuit. As a sophomore, he averaged a team-leading 13.3 points and 5.0 rebounds for Lawrence Central, which posted a 16-7 record and reached the sectional finals.

He participated in the Kentucky-Indiana Junior All-Star game in Jeffersonville, Ind. on June 3, scoring 19 points in an Indiana victory. He had 18 points and eight rebounds in Louisville on June 2 in a Kentucky win. Davis also considered Purdue, Nebraska and Xavier among others when making his collegiate choice.

As a freshman last season at John A. Logan College in Carterville, Ill., **Jay Scrubb** averaged 20.2 points, 8.9 rebounds and 1.6 blocked shots as Logan posted a 27-5 record and was ranked fifth in the nation and claimed a share of the Great Rivers Athletic Conference Championship for a record third straight year. He shot 54.9 percent from the field, including 46.4 percent from three-point range (51-of-110), and made 7.1 percent of his free throws. He had 48 blocks, 46 assists and 34 steals and was a double-figure scorer in all but one game as a freshman.

The top junior college prospect in the nation by 247Sports.com, Scrubb was a first team 2019 NJCAA Division I All-American, the NJCAA Region 24 Player of the Year and GRAC Freshman of the Year. He is the top-ranked junior college player entering the season and was honored as the Street & Smith's preseason national player of the year. In the summer of 2019, he was the only junior college player invited to the US Men's U19 World Cup team training camp.

Scrubb, who turned 19 in September, played with current Cardinal freshman David Johnson at Trinity High School in Louisville. He played two seasons at Trinity, averaging 17.8 points and 7.1 rebounds a game as a senior in 2017-18 when he was selected as the Seventh Region Player of the Year and was a finalist for Kentucky's Mr. Basketball. He was also the Seventh Region Player of the Year as a junior when he averaged 16.1 points at Trinity. Scrubb, who has a 6-9 wingspan, also considered Cincinnati, Memphis and Alabama before signing with the Cardinals.

JJ Traynor averaged 11.2 points and 8.6 rebounds last season for Bardstown (15-16), which won its sixth straight 19th District championship before falling in the 5th Region quarterfinals.

Traynor, who has a 7-2 wingspan, is ranked No. 79 nationally by 247Sports.com, No. 88 by Rivals.com and No. 96 in the ESPN100. He is the No. 14 rated power forward in the nation in the 247Sports composite rankings and is the only Kentucky basketball player ranked among the nation's top 100 players.

The versatile Traynor participated in the Kentucky-Indiana Junior All-Star game in Jeffersonville, Ind. on June 3, scoring 13 points for Kentucky. He had eight points and nine rebounds in a Kentucky win on June 2 in Louisville.

Traynor's father Jason Osborne, who was a McDonald's All-American at Louisville Male High School where he was Kentucky's Mr. Basketball in 1993, played two years at UofL (1993-95). Cincinnati, Missouri and DePaul were among the schools Traynor considered before choosing to sign with the Cardinals.



■ **Withers Will Redshirt** — Freshman forward Jae'Lyn Withers will redshirt this season.

"Jae'Lyn is a very talented young man who our coaching staff feels has a very bright future," said UofL Coach Chris Mack. "We will push him this year to get stronger and experienced as a college player through intense practices, individual skill and sessions in our weight room. Jae'Lyn has a chance to be a dynamite player for us down the line. We want to ensure that development takes place by redshirting Jae'Lyn for the coming season. His time is coming."

"I'm all for it," said Withers. "My potential is through the roof and I want to get to that untapped potential and hopefully go above it. I'll still be in the wars with our guys as we advance through this season."

A 6-9 exercise science major from Charlotte, N.C., Withers averaged 19.8 points, 9.7 rebounds and 2.2 blocked shots as a senior last season at Cleveland Heights (Ohio) High School, his only season there. The 2018 Charlotte Observer 4A Metro Player of the Year and I-MECK conference player of the year, Withers won the slam dunk competition at the Cardinals' preseason event.

■ **Anniversary Year for Three UofL NCAA Final Four teams** — The 2019-20 season marks notable anniversaries for three of Louisville's NCAA Final Four teams. This year marks the 40th anniversary for UofL's 1980 NCAA Championship team (33-3 record), led by national player of the year Darrell Griffith, who averaged 22.9 points, 4.8 rebounds and 3.8 assists. Guided by Hall of Fame Coach Denny Crum, the team featured four players who went on to score over 1,000 career points at UofL, including Griffith (2,333 points, UofL's all-time leading scorer), the late Derek Smith (1,826), Jerry Eaves (1,250) and Rodney McCray (1,247). It is the 45th anniversary for Louisville's 1975 NCAA Final Four team, which posted a 28-3 record and was led by senior All-Americans Junior Bridgeman (16.2 ppg) and Allen Murphy (16.3 ppg). This year also marks the 15th anniversary for the Cardinals' 2005 Final Four team, Hall of Fame Coach Rick Pitino's fourth team at UofL. Posting a 33-5 record, the 2004-05 Cards buried a school-record 361 three-pointers, led by Francisco Garcia (15.7 ppg), Larry O'Bannon (15.2 ppg) and Taquan Dean (14.4 ppg).

All-Time NCAA Division I Records by Percentage (entering 2019-20 season)

School	1st Yr.	Yrs.	Won	Lost	Pct.
1. Kentucky	1903	116	2,293	706	.765
2. North Carolina	1911	109	2,261	799	.739
3. Kansas	1899	121	2,274	865	.724
4. Duke	1906	114	2,176	887	.710
5. UNLV	1958	61	1,262	556	.694
6. UCLA	1920	100	1,887	852	.689
7. Syracuse	1901	118	1,904	908	.677
8. Arizona	1905	114	1,813	946	.657
9. Western Ky.	1915	100	1,795	936	.657
10. Villanova	1921	99	1,775	934	.655
11. Louisville	1912	105	1,722	926	.650
12. VCU	1974	46	918	499	.648
13. Murray State	1926	94	1,640	894	.647
14. Notre Dame	1898	114	1,880	1,028	.646

Last time an individual had ...

	For Louisville	For A Louisville Opponent
30 or more points	37 by Jordan Nwora vs. Boston College (1/29/20)	33 by Trey McGowens, Pittsburgh (1/9/19)
35 or more points	37 by Jordan Nwora vs. Boston College (1/29/20)	43 by Jamel Artis, Pittsburgh (1/11/17)
20 points in a half	21 by Jordan Nwora vs. Boston College, 1H (1/29/20)	20 by Trey McGowens, Pittsburgh, 1st half (1/9/19)
15 or more rebounds	15 by Dwayne Sutton vs. Miami (Ohio) (12/18/19)	19 by John Mooney, Notre Dame (1/11/20)
20 or more rebounds	23 by Ellis Myles vs. Tennessee St. (12/1/01)	26 by Derrick Griffin, Texas Southern (12/10/16)
A four-point play	Ryan McMahon vs. Wake Forest (2/5/20)	C.J. Bryce, NC State (2/1/20)
12 made free throws	13 by Christen Cunningham vs. Minnesota, 13 att. (3/21/19)	13 by Seth Allen, Virginia Tech (1/27/16)
7 made three-point goals	7 by Ryan McMahon vs. NC State (2/1/20)	7 by Tomas Woldetensae, Virginia in 10 att. (2/8/20)
10 or more assists	12 by Darius Perry vs. Youngstown State (11/10/19)	10 by Xavier Johnson, Pittsburgh (1/9/19)
5 or more blocked shots	5 by Anas Mahmoud vs. Florida State (3/7/18)	5 by Terrell Brown, Pittsburgh (1/9/19)
5 or more steals	5 by Donovan Mitchell vs. Notre Dame (1/4/17)	5 by Armon Fletcher, Southern Illinois (12/7/16)

The Last Time a Team ...

	Louisville	Opponent
Scored 100 points	104-54 win over Southern (11/13/18)	101-104 5OT loss to Notre Dame (2/9/13)
Scored less than 50 points	69-49 loss at Syracuse (2/20/19)	70-46 victory over Miami (Ohio) (12/18/19)
Scored 60 points in a half	61 vs. Grand Canyon; 1st H of 111-63 win (12/5/15)	60 by Tulane; 2nd H of 109-96 win (1/18/90)
Scored under 20 points in a half	15 vs. Virginia; 2H of 52-64 loss (2/23/19)	18 by Michigan 1H, 58-43 UL win (12/3/19)
Had a +20 Rebound Margin	21 (42-21) vs. Indiana State (11/13/19)	26 (57-31) by Kentucky (12/31/11)
Grabbed 60 or more rebounds	60 vs. Jacksonville State (11/17/14)	60 by George Mason (1/4/94)
Grabbed less than 25 rebounds	19 vs. Virginia (2/6/17)	21 by Indiana State (11/13/19)
Shot 60% or better from the field	.630 (34-54) vs. Eastern Kentucky (12/14/19)	.614 (43-70) by Charlotte (2/11/01)
Shot 30% or below from the field	.259 (14-54) vs. Syracuse (2/20/19)	.273 (18-66) by Miami (Ohio) (12/18/19)
Shot 70% from the field for a half	.714 (20-28) vs. Pittsburgh in 1st H (1/24/17)	.765 (13-17) by Georgetown in 2nd H (1/31/11)
Made 5 or less free throws	5 vs. North Carolina (in 8 attempts, 3/14/19)	2 by Notre Dame (in 3 attempts, 1/11/20)
Made 15 three-point goals	16 (in 30 attempts) vs. Rutgers (2/16/14)	17 by Virginia Tech (2/18/17)
Made No three-point goals	0 vs. Pittsburgh (2/11/15)	0 by Cal State Northridge (12/23/14)
Shot 60% from the three-point line	.600 (12-20) vs. Georgia Tech (2/9/18)	.654 (17-26) by Virginia Tech (2/18/17)
Handed out 25 or more assists	28 vs. UCF (12/31/13)	25 by Notre Dame (2/28/08)
Handed out 5 or less assists	1 vs. Kentucky (12/27/14)	5 by Youngstown State (11/10/19)
Committed 25 or more turnovers	26 vs. West Virginia (1/31/09)	25 by FIU (12/5/14)
Committed 5 or fewer turnovers	5 vs. Minnesota (3/21/19)	5 by Miami (Fla.) (1/7/20)
Blocked 10 or more shots	10 vs. Albany (12/20/17)	14 by Connecticut (3/4/06)
Had No Blocked Shots	0 vs. NC State (2/1/20)	0 by Eastern Kentucky (12/14/19)
Had 15 or more steals	15 vs. Georgia Tech (2/8/18)	19 by Rutgers (3/13/14)
Had No Steals	0 vs. Saint Louis (2/12/03)	0 by Saint Louis (3/22/14)

**Louisville Top Efforts Last 18 Years
(Since 2001-02)****Longest winning streak (single-season):** 17 games (2002-03)**Longest winning streak (multiple-season span):** 21 games (last 16 G of 2012-13, first 5 G of 2013-14)**Longest conference winning streak:** 10, twice -- 2008-09 & 2012-13 seasons**Longest losing streak:** 4 games (2003-04)**Longest conference losing streak:** 4 games (2003-04)**Most points scored in a game:** 114 vs. Western Kentucky, 12-22-10 (UL 114, WKU 82)**Fewest points scored in a game:** 45 vs. Cleveland State, 11-26-14 (UL 45, CSU 33)**Most points allowed in a game:** 104 vs. Notre Dame, 2-9-13 (UND 104, UL 101, 5 ot)**Fewest Points Allowed in a Game:** 26 vs. Savannah State, 11-24-14 (UL 87, SSU 26)**Fewest Points Allowed in a Conference Game:** 31 vs. Rutgers, 3-13-14 (UL 92, RU 31)**Largest Margin of Victory:** 64 vs. Morehead St., 12-27-04 (UL 104, USA 40)**Largest Margin of Victory in a Conference Game:** 61 vs. Rutgers, 3-13-14 (UL 92, RU 31)**Largest losing margin:** 33 vs. Notre Dame, 2-12-09 (ND 90, UL 57)**Fewest points scored in a win:** 45 vs. Cleveland State, 11-26-14 (UL 45, CSU 33)**Most points allowed in a win:** 90 vs. Virginia Tech, 2-18-17 (UL 94, VT 90)**Most points scored in a loss:** 101 vs. Notre Dame, 2-9-13 (UND 104, UL 101, 5 ot)**Fewest points allowed in a loss:** 52 vs. Drexel, 12-14-10 (DU 52, UL 46); vs. Syracuse, 2-13-12 (SU 52, UL 51); vs. Virginia, 2-17-15 (UVa 52, UL 47)**Largest deficit overcome to win a game:** 20 vs. West Virginia, 3-26-05 (UL 18, WVU 38)**Largest lead given up in a loss:** 23 vs. Duke, 2-12-19 (UL 59, BU 36)**Highest shooting percentage:** .667 vs. North Carolina Central, 11-17-19 (UL 87, UNCC 58)**Highest shooting percentage in a conference game:** .652 vs. Pittsburgh, 1-25-15 (UL 80, Pitt 68)**Lowest shooting percentage:** .259 vs. Kentucky, 12-27-14 (Kentucky 58, UL 50)**Lowest shooting percentage in a conference game:** .259 vs. Syracuse, 2-20-19 (Syracuse 69, UL 49)**Highest 3-point percentage:** .778 vs. Memphis, 2-4-04 (UL 58, UM 62)**Highest 3-point percentage in a conference game:** .778 vs. Memphis, 2-4-04 (UL 58, UM 62)**Lowest 3-point percentage:** .000 vs. Pittsburgh, 2-11-15 (UL 69, Pitt 56)**Lowest 3-point percentage in a conference game:** .000 vs. Pittsburgh, 2-11-15 (UL 69, Pitt 56)**Most three-pointers:** 22 vs. Hartford, 11-17-07 (UL 104, UH 69)**Free throws made:** 42 vs. Nicholls, 11-8-18 (in 55 attempts; UL 85, NSU 72)**Most assists:** 34 vs. VMI, 12-23-04 (UL 107, VMI 56)**Most blocked shots:** 18 vs. Holy Cross, 12-7-03 (UL 56, HC 40)

0 Lamarr "Fresh" Kimble

G 6-0 185 Gr. - Tr. Philadelphia, Pa. (St. Joseph's University)

■ Graduate transfer who was a three-time captain and two-year starter at Saint Joseph's University.

■ Scored a season-best 14 points against Wake Forest, hitting a season-high three three-pointers and matched his season-high with four rebounds. He also dished out four assists.

■ He has four or more assists in nine games this season, and has three or more assists in eight of the last 12 games. He had eight points and three assists at Duke, adding three rebounds and a season-high three steals.

■ Made his first start for the Cardinals against Florida State and has started the last 12 games (10-2 record for UofL).

■ Ranks sixth in the ACC in assists-turnovers ratio (1.9) and is 17th the ACC in assists with 3.0 per game. He has 14 games this season with one or no turnovers.

■ Dished out a season-high six assists against Pittsburgh. He has handed out five or more assists in five games.

■ Scored 12 points at Kentucky with four assists and no turnovers.

■ Scored his 1,000 collegiate point against Pitt (combined UofL and St. Joseph's). Dished out his 300th career assist against Eastern Kentucky, a combined career total.

■ Scored a season-high 13 points while dishing out three assists and pulled down four rebounds against Indiana State.

■ Noted as one of the top 10 transfers in the nation by ESPN prior to the season.

■ Handed out five assists without a turnover in 16 minutes of action against Youngstown State.

■ Totaled 958 career points, 265 assists, 111 three-point goals in his career with at St. Joseph's.

■ Nicknamed "Fresh," he is the only player in Saint Joseph's history to serve as captain for three years.

■ Scored in double figures in 52 career games at SJU.

■ As a redshirt junior in 2018-19, Kimble, was the Hawks second-leading scorer and All-Big 5 second team selection with a 15.6 average, despite missing 10 games with a hand injury.

■ Scored a St. Joseph's career-high 31 points twice as a junior against West Virginia and Illinois Chicago, when he scored 24 of his 31 in the second half.

■ Handed out an SJU career-best 10 assists with 25 points against Dayton in 2017 for his first career double-double, one of five occasions he has produced eight or more assists in his career.



O Lamarr "Fresh" Kimble

Games With ...	Season	Career
Double-Figure scoring.....	4	4
5 or more rebounds	0	0
4 or more assists	9	9
A blocked shot	3	3
A steal	11	11
A three-pointer.....	10	10
20+ points.....	0	0

■ Missed all but one game in the 2017-18 season with a foot injury suffered in the season opener.

■ Coached for six seasons of AAU basketball by former All-America center Pervis Ellison.

■ Born Sept. 28, 1996 ... Major is criminal justice; he has a bachelor's degree in communication with a minor in sociology from St. Joseph's.

O Lamarr "Fresh" Kimble Season/Career Highs at Louisville

Points.....	14 vs. Wake Forest (2/5)
Reb.	4 (3 times, <i>latest</i> : vs. Wake Forest (2/5))
Asst.....	6 vs. Pittsburgh (1/14)
Blocks	1 vs. Miami (11/5) vs. Eastern Ky. (12/14)
Steals	3 vs. Duke (1/18)
FGM	5 vs. Indiana State (11/13) vs. Kentucky (12/28)
FGA	11 vs. Florida State (1/4)
3FGM	3 vs. Wake Forest (2/5)
3FGA	5 vs. Wake Forest (2/5)
FT	4 vs. N.C. Central (11/17) vs. Western Ky. (11/29)
FTA.....	7 vs. Wake Forest (2/5)

O Lamarr "Fresh" Kimble Game-by-Game

Opponent	Date	GS	Min	FG	FGA	Pct	FG	FGA	Pct	FT	FTA	Pct	Off	Def	Tot	Avg	PF	FO	A	TO	Blk	Stl	Pts	Avg
at Miami (FL)	11/05/19	20	2	5	.400	0	1	.000	2	21.000	0	0	0	0	0	0.0	2	0	3	3	1	2	6	6.0
YOUNGSTOWN ST.	11/10/19	16	0	6	.000	0	2	.000	0	0.000	0	0	0	0	0	0.0	1	0	5	0	0	0	0	3.0
INDIANA STATE	11/13/19	25	5	6	.833	1	2	.500	2	21.000	0	4	4	4	4	1.3	3	0	3	1	0	1	13	6.3
N.C. CENTRAL	11/17/19	17	2	3	.667	0	1	.000	4	41.000	1	2	3	1.8	1	0	5	2	0	0	0	8	6.8	
USC UPSTATE	11/20/19	14	1	2	.500	0	0	.000	0	0.000	0	0	0	0	0	1.4	1	0	5	1	0	1	2	5.8
AKRON	11/24/19	16	1	4	.250	0	2	.000	1	2.500	0	1	1	1	1	1.3	0	0	2	1	0	0	3	5.3
vs Western Ky.	11/29/19	19	0	1	.000	0	0	.000	4	41.000	0	2	2	2	2	1.4	0	0	4	2	0	0	4	5.1
MICHIGAN	12/03/19	22	1	5	.200	0	0	.000	3	4.750	0	3	3	3	3	1.6	3	0	3	2	0	2	5	5.1
PITTSBURGH	12/06/19	18	1	3	.333	1	2	.500	0	2.000	0	0	0	0	1.4	2	0	1	3	0	0	3	4.9	
vs Texas Tech	12/10/19	23	1	5	.200	0	1	.000	2	21.000	0	0	0	0	1.3	1	0	2	1	0	2	4	4.8	
Eastern Kentucky	12/14/19	13	0	2	.000	0	1	.000	0	0.000	0	0	0	0	1.2	0	0	2	1	1	0	0	4.4	
MIAMI (OH)	12/18/19	16	1	2	.500	1	2	.500	0	0.000	1	1	2	1	2	1.3	1	0	0	0	0	0	3	4.3
at Kentucky	12/28/19	28	5	9	.556	2	3	.667	0	2.000	0	0	0	0	1.2	3	0	4	0	0	2	12	4.8	
FLORIDA STATE	01/04/20	* 30	3	11	.273	0	4	.000	0	0.000	1	1	2	1	2	1.2	0	0	3	3	0	1	6	4.9
MIAMI (FL)	01/07/20	* 21	0	4	.000	0	0	.000	0	0.000	1	1	2	1	2	1.3	1	0	0	0	0	0	0	4.6
at Notre Dame	01/11/20	* 22	3	4	.750	0	0	.000	0	0.000	0	0	0	0	1.2	2	0	4	1	0	0	6	4.7	
at Pittsburgh	01/14/20	* 31	2	8	.250	2	3	.667	0	0.000	1	1	2	1	2	1.2	3	0	6	1	0	1	6	4.8
at Duke	01/18/20	* 22	3	7	.429	1	2	.500	1	11.000	1	2	3	1.3	2	0	3	3	1	3	1	8	4.9	
GEORGIA TECH	01/22/20	* 27	2	5	.400	1	3	.333	0	0.000	0	2	2	1.4	1	0	3	2	0	1	5	4.9		
CLEMSON	01/25/20	* 16	0	3	.000	0	2	.000	0	0.000	0	1	1	1	1.4	1	0	1	0	0	0	0	4.7	
at Boston College	01/29/20	* 15	0	2	.000	0	1	.000	0	0.000	0	1	1	1	1.3	3	0	2	2	0	0	0	4.5	
at NC State	02/01/20	* 25	4	5	.800	2	2	21.000	0	0.000	0	4	4	4	4	1.5	2	0	5	5	0	0	10	4.7
WAKE FOREST	02/05/20	* 28	4	7	.571	3	5	.600	3	7.429	0	4	4	4	4	1.6	3	0	4	1	0	0	14	5.1
VIRGINIA	02/08/20	* 30	2	4	.500	1	2	.500	0	0.000	0	1	1	1	1.5	0	0	2	1	0	0	5	5.1	
at Georgia Tech	02/12/20	* 22	0	5	.000	0	2	.000	2	21.000	0	2	2	2	2	1.6	1	0	2	2	0	2	2	5.0

O Lamarr "Fresh" Kimble Statistics

Year	GP	GS	Min	Avg	FG	FGA	Pct	3FG	3FGA	Pct	FT	FTA	Pct	OReb	DReb	Reb	Avg	PF	FO	Ast	TO	Blk	Stl	Pts	Avg
2019-20	25	12	536	21.4	43	118	.364	15	43	.349	24	34	.706	6	33	39	1.6	37	0	74	38	3	18	125	5.0
TOTAL	25	12	536	21.4	43	118	.364	15	43	.349	24	34	.706	6	33	39	1.6	37	0	74	38	3	18	125	5.0

1 Keith Oddo

G 6-1 180 Gr. - Tr. Roanoke, Va. (University of Richmond)

■ Saw his first action of the season at UofL against Youngstown State. Has seen action in four games, scoring his first point vs. North Carolina Central.

■ Walk-on graduate transfer guard who played three seasons at the University of Richmond (2016-19).

■ Last name is pronounced AW-doe (like "auto" with a D instead of a T).

■ Earned a bachelor's degree with a double major in communication and history at Richmond (2019) and is working on a master's degree in sport administration at UofL.

■ In his final season at Richmond in 2018-19, he appeared in a career-high nine games, totaling three points, one assist, one block and a steal. He was awarded a scholarship for the Spring 2019 semester.

■ Saw action in 16 career games while scoring a total of nine points.

■ Teammate at Richmond with former Cardinal guard Khwan Fore, who played at UofL as a graduate transfer for the 2018-19 season.



1 Keith Oddo

Games With ...	Season	Career
Double-Figure scoring.....	0	0
5 or more rebounds	0	0
4 or more assists	0	0
A blocked shot	0	0
A steal	0	0
A three-pointer	0	0
20+ points.....	0	0

1 Keith Oddo Game-by-Game

Opponent	Date	GS	Min	FG	FGA	Pct	3-Point	FT	FTA	Pct	Rebounds	Avg	PF	FO	TO	Blk	Stl	Pts	Avg
YOUNGSTOWN ST.	11/10/19	1	0	0	.000	0	0	.000	0	0	.000	0	0	0	0	0	0	0	0.0
INDIANA STATE	11/13/19	2	0	0	.000	0	0	.000	0	0	.000	0	0	0	0	0	0	0	0.0
N.C. CENTRAL	11/17/19	2	0	0	.000	0	0	.000	1	2	.500	0	0	0	0	0	0	1	0.3
PITTSBURGH	12/06/19	1	0	0	.000	0	0	.000	0	0	.000	0	0	0	0	0	0	0	0.3

1 Keith Oddo Statistics

Year	GP	GS	Min	Avg	FG	FGA	Pct	3FG	3FGA	Pct	FT	FTA	Pct	OReb	DReb	Reb	Avg	PF	FO	Ast	TO	Blk	Stl	Pts	Avg
2019-20	4	0	6	1.5	0	0	.000	0	0	.000	1	2	.500	0	0	0	0.0	3	0	0	0	0	0	1	0.3
TOTAL	4	0	6	1.5	0	0	.000	0	0	.000	1	2	.500	0	0	0	0.0	3	0	0	0	0	0	1	0.3

■ Averaged 13.8 points, 4.7 assists, 3.8 rebounds and 1.3 steals as a senior in helping North Cross High School achieve a 20-4 record as a senior in 2014-15. He scored over 1,000 points in his high school career.

■ Hails from the same hometown as former Cardinal Luke Hancock, MVP of the 2013 NCAA Final Four. Hancock coached Oddo in youth camps as a youngster.

■ Born June 10, 1996 ... Major is sport administration (master's degree program).

1 Keith Oddo

Season/Career Highs at Louisville

Points..... 1 vs. N.C. Central (11/17)
 Reb. none
 Asst..... none
 Blocks none
 Steals none
 FGM none
 FGA none
 3FGM none
 3FGA none
 FT..... 1 vs. N.C. Central (11/17)
 FTA..... 2 vs. N.C. Central (11/17)

3 Jae'Lyn Withers

F 6-8 215 Fr. - HS Charlotte, N.C. (Cleveland (OH) Heights HS)

■ Redshirting the 2019-20 season.

■ Won the team slam dunk competition at the preseason "Louisville Live," a preseason outdoor event at Fourth Street Live! in downtown Louisville.

■ Averaged 19.8 points, 9.7 rebounds and 2.2 blocked shots as a senior in helping Cleveland Heights (Ohio) High School to a 14-11 record while reaching the district semifinals. He played only his senior year at Cleveland Heights.

■ As a junior in 2017-18, Withers averaged 20 points, 10.1 rebounds and shot 43 percent from three-point range as a junior in helping North Mecklenburg High School in Huntersville, N.C. to a 27-2 record and a conference regular season and tournament championship, earning first team AP all-state honors.

■ The 2018 Charlotte Observer 4A Metro Player of the Year and I-MECK conference player of the year, Withers ranked No. 100 nationally by Rivals.com and No. 120 by 247Sports.com. North Mecklenburg went 24-4 in 2017-18 and reached the NCHSAA 4A sectional final.

■ His father, Curtis, was a three-time All-Conference USA forward at Charlotte (2002-06), where he is seventh in career scoring (1,750), third in career rebounding (1,042) and second in career double-doubles (46). One of only three players in school history with over 1,000 rebounds, he has



3 Jae'Lyn Withers

Games With ...	Season	Career
Double-Figure scoring.....	0	0
5 or more rebounds	0	0
4 or more assists	0	0
A blocked shot	0	0
A steal	0	0
A three-pointer	0	0
20+ points.....	0	0

played professional basketball in foreign countries over the last 12 years.

■ His cousin Jaire Alexander played football for three seasons at Louisville (2015-17) and is currently a cornerback for the Green Bay Packers, where he was a first-round draft pick in 2018.

■ Born Dec. 20, 2000 ... Major is exercise science.

3 Jae'Lyn Withers Season/Career Highs

Points..... none
 Reb. none
 Asst..... none
 Blocks none
 Steals none
 FGM none
 FGA none
 3FGM none
 3FGA none
 FT..... none
 FTA..... none

3 Jae'Lyn Withers Statistics

Year	GP	GS	Min	Avg	FG	FGA	Pct	3FG	3FGA	Pct	FT	FTA	Pct	OReb	DReb	Reb	Avg	PF	FO	Ast	TO	Blk	Stl	Pts	Avg
2019-20	0	0	0	0.0	0	0	.000	0	0	.000	0	0	.000	0	0	0	0.0	0	0	0	0	0	0	0	0.0
TOTAL	0	0	0	0.0	0	0	.000	0	0	.000	0	0	.000	0	0	0	0.0	0	0	0	0	0	0	0	0.0

2 Darius Perry

G 6-2 195 Jr. - 2L Marietta, Ga. (Wheeler HS)

■ Starting guard for the Cardinals in all 25 games this season.
 ■ Ranks 19th in the ACC in assists (2.9 per game) and his 1.92 assists/turnovers ratio is eighth in the ACC. He has handed out five or more assists in five games this season.

■ Has made 16-of-32 three-pointers over the last 12 games (.500).
 ■ Scored a career-high 19 points (5-of-6 three-pointers) against Clemson

and matched a career-best with five rebounds while also playing well at the defensive end. He made his first five threes before missing his final attempt.

■ Has had seven games this season without a turnover, including six of the last 13 games. He has 11 games with three or more assists.

■ Reached 400 career points against Florida State on Jan. 4, tallying six points on a pair of 3-pointers.

■ Against Miami, Perry was one point shy of his then season-high 11 points while dishing out three assists in 24 minutes and did not commit a turnover for the third consecutive game.

■ Perry had 50 assists with 40 turnovers for the 2018-19 season, and has 73 assists already this year with 38 turnovers.

■ Produced his first career double-double with 10 points and a career-high 12 assists and only one turnover vs. Youngstown State, while also matching a career-high tying five rebounds. It was the first point-assists double-double by a Louisville player since Chris Jones had 22 points and 10 assists at Wake Forest on Jan. 4, 2015.

■ Honored on the 2019 All-ACC Academic team, his second straight year to receive the recognition.

■ Scored in double figures in five games as a sophomore, including a career-tying 17 points against Vermont, adding four assists.

■ Starter in 11 games as a sophomore, ranking fourth on the team in assists (50, 1.5 average).

■ Starter in three games as a freshman. He averaged 5.6 points, four assists and shot 50 percent



2 Darius Perry

Games With ...	Season	Career
Double-Figure scoring.....	5	12
5 or more rebounds.....	2	4
4 or more assists.....	6	13
A blocked shot.....	0	3
A steal.....	12	38
A three-pointer.....	15	52
20+ points.....	0	0

from the field (5-of-10) in the three starts.

■ Averaged 20.2 points, 5.1 assists, 4.3 rebounds and 3.1 steals as a senior in helping Wheeler High School achieve a 21-10 record and reach the final eight teams in the Class AAAAAA state championship.

■ Born March 13, 1999 ... Major is sport administration.

2 Darius Perry Season Highs

Points..... 19 vs. Clemson (1/25)
 Reb. 5 vs. Youngstown St. (11/10)
 vs. Clemson (1/25)
 Asst..... 12 vs. Youngstown St. (11/10)
 Blocks none
 Steals 2 (3 times, *latest*: vs. Boston College (1/29)
 FGM 7 vs. Clemson (1/25)
 FGA 12 vs. Clemson (1/25)
 3FGM 5 vs. Clemson (1/25)
 3FGA 6 vs. Clemson (1/25)
 FT..... 2 (3 times, *latest*: vs. Boston College (1/29)
 FTA..... 2 (4 times, *latest*: vs. Boston College (1/29))

2 Darius Perry Career Highs

Points..... 19 vs. Clemson (1/25/20)
 Reb. 5 (4 times, *latest*: vs. Clemson (1/25/20)
 Asst..... 12 vs. Youngstown St. (11/10/19)
 Blocks 1 (3 times, *latest*: vs. N. Carolina, 2/17/18)
 Steals 3 vs. Wake Forest (1/27/18)
 vs. Tennessee (11/21/18)
 FGM 7 vs. Clemson (1/25/20)
 FGA 12 vs. Clemson (1/25/20)
 3FGM 5 vs. Clemson (1/25/20)
 3FGA 6 (3 times, *latest*: vs. Clemson (1/25/20)
 FT..... 8 vs. George Mason (11/12/17)
 FTA..... 8 vs. George Mason (11/12/17)

2 Darius Perry Game-by-Game

Opponent	Date	GS	Min	FG	FGA	Pct	3-Point		Pct	FT	FTA	Pct	Rebounds			Avg	PF	FO	A	TO	Blk	Stl	Pts	Avg
							FG	FGA					Off	Def	Tot									
at Miami (FL)	11/05/19	*	26	1	6	.167	0	3	.000	0	0	.000	0	3	3	3.0	3	0	4	2	0	0	2	2.0
YOUNGSTOWN ST	11/10/19	*	27	4	7	.571	0	2	.000	2	3	.667	0	5	5	4.0	1	0	12	1	0	1	10	6.0
INDIANA STATE	11/13/19	*	16	3	4	.750	1	2	.500	0	0	.000	0	1	1	3.0	4	0	3	4	0	0	7	6.3
N.C. CENTRAL	11/17/19	*	30	4	41	.000	2	21	.000	1	2	.500	0	2	2	2.8	3	0	7	1	0	0	11	7.5
USC UPSTATE	11/20/19	*	31	1	4	.250	1	11	.000	0	0	.000	0	1	1	2.4	1	0	9	0	0	1	3	6.6
AKRON	11/24/19	*	28	3	9	.333	0	3	.000	2	2	1.000	0	2	2	2.3	3	0	3	2	0	1	8	6.8
vs Western Ky.	11/29/19	*	18	3	5	.600	0	2	.000	0	0	.000	0	2	2	2.3	2	0	2	3	0	2	6	6.7
MICHIGAN	12/03/19	*	21	2	4	.500	0	1	.000	0	0	.000	0	0	0	2.0	3	0	2	2	0	1	4	6.4
PITTSBURGH	12/06/19	*	24	1	5	.200	1	3	.333	0	0	.000	0	2	2	2.0	2	0	5	3	0	0	3	6.0
vs Texas Tech	12/10/19	*	15	1	4	.250	0	1	.000	0	0	.000	0	1	1	1.9	4	0	0	6	0	1	2	5.6
Eastern Kentucky	12/14/19	*	19	2	3	.667	1	2	.500	0	0	.000	0	2	2	1.9	2	0	3	2	0	1	5	5.5
MIAMI (OH)	12/18/19	*	23	3	10	.300	2	5	.400	0	0	.000	0	3	3	2.0	3	0	5	2	0	1	8	5.8
at Kentucky	12/28/19	*	34	2	4	.500	1	2	.500	0	0	.000	1	2	3	2.1	3	0	3	0	0	0	5	5.7
FLORIDA STATE	01/04/20	*	22	2	7	.286	2	21	.000	0	0	.000	0	3	3	2.1	1	0	0	0	0	1	6	5.7
MIAMI (FL)	01/07/20	*	25	4	7	.571	1	2	.500	1	1	1.000	0	2	2	2.1	3	0	3	0	0	0	10	6.0
at Notre Dame	01/11/20	*	17	0	2	.000	0	1	.000	1	2	.500	0	0	0	2.0	1	0	1	2	0	0	1	5.7
at Pittsburgh	01/14/20	*	12	1	3	.333	1	2	.500	0	0	.000	0	0	0	1.9	1	0	1	2	0	0	3	5.5
at Duke	01/18/20	*	15	1	4	.250	1	11	.000	0	0	.000	0	0	0	1.8	1	0	1	2	0	2	3	5.4
GEORGIA TECH	01/22/20	*	30	2	7	.286	1	5	.200	0	0	.000	0	2	2	1.8	1	0	2	0	0	0	5	5.4
CLEMSON	01/25/20	*	26	7	12	.583	5	6	.833	0	0	.000	0	5	5	2.0	2	0	1	0	0	1	19	6.1
at Boston College	01/29/20	*	23	5	10	.500	2	5	.400	2	2	1.000	0	0	0	1.9	2	0	2	1	0	2	14	6.4
at NC State	02/01/20	*	5	1	4	.250	0	1	.000	0	0	.000	0	1	1	1.8	3	0	0	0	0	0	2	6.2
WAKE FOREST	02/05/20	*	15	0	5	.000	0	2	.000	0	0	.000	0	1	1	1.8	3	0	2	1	0	0	0	6.0
VIRGINIA	02/08/20	*	19	3	4	.750	3	4	.750	0	0	.000	0	1	1	1.8	1	0	1	1	0	0	9	6.1
at Georgia Tech	02/12/20	*	15	0	1	.000	0	1	.000	1	2	.500	0	0	0	1.7	2	0	1	1	0	0	1	5.9

2 Darius Perry Statistics

Year	GP	GS	Min	Avg	FG	FGA	Pct	3FG	3FGA	Pct	FT	FTA	Pct	OREB	DREB	Reb	Avg	PF	FO	Ast	TO	Blk	Stl	Pts	Avg
2017-18	36	3	514	14.3	40	114	.351	23	70	.329	38	44	.864	6	37	43	1.2	65	0	54	39	3	21	141	3.9
2018-19	33	11	540	16.4	59	132	.447	27	72	.375	34	42	.810	5	41	46	1.4	66	0	50	40	0	14	179	5.4
2019-20	25	25	536	21.4	56	135	.415	25	61	.410	10	14	.714	1	41	42	1.7	55	0	73	38	0	15	147	5.9
TOTAL	94	39	1590	16.9	155	381	.407	75	203	.369	82	100	.820	12	119	131	1.4	186	0	177	117	3	50	467	5.0

4 Grant Williams

G 5-11 165 Jr. - Wk Crestwood, Ky. (South Oldham HS)

- Walk-on guard in his first season playing for the Cardinals.
- Saw his first action of the season in playing the closing minute against Indiana State.

- Averaged 9.5 points and 4.1 assists as a senior in helping South Oldham produce a 29-6 record – the most victories in school history -- and reach the quarterfinals of the Kentucky state championship for the first time in school history.

- Shot 47.3 percent from the field, including 32.8 percent from three-point range, and made 80 percent of his free throw attempts as a senior as South Oldham buried a state-record 255 three-pointers.

- Scored a team-high 17 points in the district championship game as a senior and scored a season-best 24 points against North Oldham as South Oldham clinched the No. 1 seed in the district tournament.

- Honored on the 29th District and 8th Region all-tournament teams as a senior.

- Played three seasons at South Oldham, helping his team also reach the 2014 Kentucky Sweet 16 as a sophomore.



4 Grant Williams

Games With ...	Season	Career
Double-Figure scoring.....	0	0
5 or more rebounds	0	0
4 or more assists	0	0
A blocked shot	0	0
A steal	0	0
A three-pointer	0	0
20+ points	0	0

- Served as a student manager at UofL for the last two years.

- Born Dec. 23, 1997 ... Major is sport administration.

4 Grant Williams Season/Career Highs

Points..... none
 Reb. none
 Asst..... none
 Blocks none
 Steals none
 FGM none
 FGA none
 3FGM none
 3FGA none
 FT none
 FTA none

4 Grant Williams Game-by-Game

4 Grant Williams Game-by-Game													3-Point			Rebounds									
Opponent	Date	GS	Min	FG	FGA	Pct	FG	FGA	Pct	FT	FTA	Pct	Pct	Off	Def	Tot	Avg	PF	FO	A	TO	Blk	Stl	Pts	Avg
INDIANA STATE	11/13/19	1	0	0	.000	0	0	.000	0	0	0	.000	0	0	0	0	0.0	0	0	0	0	0	0	0	0.0

4 Grant Williams Statistics

Year	GP	GS	Min	Avg	FG	FGA	Pct	3FG	3FGA	Pct	FT	FTA	Pct	OReb	DReb	Reb	Avg	PF	FO	Ast	TO	Blk	Stl	Pts	Avg
2019-20	1	0	1	1.0	0	0	.000	0	0	.000	0	0	.000	0	0	0	0.0	0	0	0	0	0	0	0	0.0
TOTAL	1	0	1	1.0	0	0	.000	0	0	.000	0	0	.000	0	0	0	0.0	0	0	0	0	0	0	0	0.0

12 Hogan Orbaugh

F 6-8 240 Fr. - Wk Zionsville, Ind. (Zionsville HS)

- First-year walk-on forward for the Cardinals.
- Saw his first action of the season in playing the closing minute against Indiana State.

- Did not dress for six games in December because of an illness.

- Averaged 5.5 points, 3.3 rebounds and 1.3 assists as a senior in 2018-19 in helping Zionsville post a 21-6 record, their second straight 20-win season.

- Part of a Zionsville senior class that won four consecutive HCC titles and won back-to-back Indiana sectional titles in his final two years, the first time with consecutive sectional championships for the school in 60 years. Zionsville reached the regional final his senior year.

- Earned second team All-HCC honors as a senior.

- Scored a career-high 14 points against Anderson as a senior.

- Averaged 4.0 points and 3.8 rebounds as a junior when Zionsville (22-4) won their first sectional title in 23 years.

- Also participated in the discus competition on the Zionsville track and field team.

- His high school (Zionsville) is the alma mater of Boston Celtics head coach Brad Stevens.

- Born Nov. 29, 2000 ... Major is exercise science.



12 Hogan Orbaugh

Games With ...	Season	Career
Double-Figure scoring.....	0	0
5 or more rebounds	0	0
4 or more assists	0	0
A blocked shot	0	0
A steal	0	0
A three-pointer	0	0
20+ points	0	0

12 Hogan Orbaugh Season/Career Highs

Points..... none
 Reb. none
 Asst..... none
 Blocks none
 Steals none
 FGM none
 FGA none
 3FGM none
 3FGA none
 FT none
 FTA none

12 Hogan Orbaugh Game-by-Game

12 Hogan Orbaugh Game-by-Game										3-Point			Rebounds											
Opponent	Date	GS	Min	FG	FGA	Pct	FG	FGA	Pct	FT	FTA	Pct	Off	Def	Tot	Avg	PF	FO	A	TO	Blk	Stl	Pts	Avg
INDIANA STATE	11/13/19	1	0	0	.000	0	0	.000	0	0	0	.000	0	0	0	0.0	0	0	0	0	0	0	0	0.0

12 Hogan Orbaugh Statistics

Year	GP	GS	Min	Avg	FG	FGA	Pct	3FG	3FGA	Pct	FT	FTA	Pct	OReb	DReb	Reb	Avg	PF	FO	Ast	TO	Blk	Stl	Pts	Avg
2019-20	1	0	1	1.0	0	0	.000	0	0	.000	0	0	.000	0	0	0	0.0	0	0	0	0	0	0	0	0.0
TOTAL	1	0	1	1.0	0	0	.000	0	0	.000	0	0	.000	0	0	0	0.0	0	0	0	0	0	0	0	0.0

5 Malik Williams

F/C 6-11 245 Jr. - 2L Ft, Wayne, Ind. (Snider HS)

- Elected by his teammates as one of three captains this season.
- One of the most vocal leaders on the team.
- Over the last 17 games, he has averaged 9.4 points and 6.4 rebounds (52-of-106 FG, .490). He has pulled down five or more rebounds in 14 of the last 17 games.

- Scored a season-high 16 points and pulled down nine rebounds against Georgia Tech on Feb. 12.

- Matched a career-high 13 rebounds against Boston College, accomplished on three other occasions. He is 20th in the ACC in rebounding (6.2).

- Suffered a knee injury in the first half against Georgia Tech, but played the second half and in the Cardinals' next game against Clemson after missing two days of practice, and contributed five points and six rebounds in 13 minutes of action.

- Delivered 12 points, seven rebounds and strong defense in the Cardinals' win at Duke, including scoring a pair of free throws and a dunk noted as the No. 2 on the ESPN Top 10 plays of the day, to help seal the UofL victory.

- Matched a season-high with 13 points against Georgia Tech, while matching a career-high seven made free throws. It was the first time in his career leading the Cards in scoring.

- Scored a then season-high 13 points and pulled down a season-high 11 rebounds against Pitt on Dec. 6 for his first double-double of the season and fourth of his career.

- Knocked down a season-high 5-of-6 free throws at Pitt on Jan. 14, totaling nine points and eight rebounds. He made two free throws with 21 seconds remaining in overtime to help secure the Cards' win over the Panthers.

- Had a screw inserted into the fifth metatarsal in his right foot on Sept. 23 and was out for nearly eight weeks with the broken bone. He returned to action on Nov. 20, playing five minutes against USC Upstate while contributing three points and three rebounds.

- Pulled down nine rebounds in his third game back against Western Kentucky, adding eight points and a steal.



5 Malik Williams

Games With ...	Season	Career
Double-Figure scoring.....	8	21
5 or more rebounds	16	43
4 or more assists	0	0
A blocked shot	10	46
A steal	11	27
A three-pointer	6	34
20+ points.....	0	0

5 Malik Williams Game-by-Game

5 Malik Williams Game-by-Game						3-Point			Rebounds															
Opponent	Date	GS	Min	FG	FGA	Pct	FG	FGA	Pct	FT	FTA	Pct	Off	Def	Tot	Avg	PF	FO	A	TO	Blk	Stl	Pts	Avg
at Miami	11/5/19	DNP																						
YOUNGSTOWN ST	11/10/19	DNP																						
INDIANA STATE	11/13/19	DNP																						
N.C. CENTRAL	11/17/19	DNP																						
USC UPSTATE	11/20/19	5	1	2	.500	0	0	.000	1	2	.500	0	3	3	3.0	1	0	0	1	0	1	3	3.0	
AKRON	11/24/19	18	2	5	.400	0	0	.000	2	4	.500	3	4	7	5.0	3	0	0	1	0	2	6	4.5	
vs Western Ky.	11/29/19	18	2	5	.400	0	2	.000	4	4	1.000	2	7	9	6.3	2	0	1	0	0	1	8	5.7	
MICHIGAN	12/03/19	14	1	3	.333	0	2	.000	0	0	.000	1	2	3	5.5	1	0	0	0	0	1	2	4.8	
PITTSBURGH	12/06/19	20	5	8	.625	1	3	.333	2	2	1.000	3	8	11	6.6	0	0	1	1	0	0	13	6.4	
vs Texas Tech	12/10/19	19	2	21	.000	0	0	.000	5	8	.625	0	5	5	6.3	2	0	0	0	1	0	9	6.8	
Eastern Kentucky	12/14/19	15	4	6	.667	2	3	.667	1	1	1.000	2	4	6	6.3	0	0	2	1	0	1	11	7.4	
MIAMI (OH)	12/18/19	22	3	6	.500	0	0	.000	3	6	.500	5	6	11	6.9	1	0	0	1	1	0	9	7.6	
at Kentucky	12/28/19	20	4	9	.444	0	2	.000	1	4	.250	4	3	7	6.9	4	0	0	1	0	1	9	7.8	
FLORIDA STATE	01/04/20	15	1	4	.250	0	1	.000	0	0	.000	0	2	2	6.4	2	0	0	1	1	1	2	7.2	
MIAMI (FL)	01/07/20	18	4	8	.500	0	1	.000	2	4	.500	2	4	6	6.4	2	0	1	0	2	0	10	7.5	
at Notre Dame	01/11/20	24	3	8	.375	0	1	.000	0	0	.000	1	4	5	6.3	2	0	0	0	0	0	6	7.3	
at Pittsburgh	01/14/20	23	2	5	.400	0	1	.000	5	6	.833	2	6	8	6.4	2	0	0	0	1	0	9	7.5	
at Duke	01/18/20	25	4	8	.500	1	2	.500	3	4	.750	3	4	7	6.4	2	0	0	0	1	0	12	7.8	
GEORGIA TECH	01/22/20	22	3	8	.375	0	2	.000	7	12	.583	3	3	6	6.4	1	0	0	1	3	0	13	8.1	
CLEMSON	01/25/20	13	2	4	.500	0	1	.000	1	2	.500	2	4	6	6.4	1	0	0	1	0	0	5	7.9	
at Boston College	01/29/20	21	0	1	.000	0	0	.000	3	5	.600	2	11	13	6.8	3	0	0	1	3	1	3	7.6	
at NC State	02/01/20	15	3	5	.600	1	1	1.000	1	1	1.000	0	1	1	6.4	2	0	0	2	0	0	8	7.7	
WAKE FOREST	02/05/20	23	4	6	.667	2	3	.667	1	2	.500	1	0	1	6.2	2	0	1	0	1	1	11	7.8	
VIRGINIA	02/08/20	20	3	7	.429	0	0	.000	7	8	.875	5	1	6	6.2	0	0	0	0	0	0	13	8.1	
at Georgia Tech	02/12/20	28	5	11	.455	1	4	.250	5	7	.714	6	2	8	6.2	5	1	0	3	1	1	16	8.5	

5 Malik Williams Statistics

Year	GP	GS	Min	Avg	FG	FGA	Pct	3FG	3FGA	Pct	FT	FTA	Pct	OReb	DReb	Reb	Avg	PF	FO	Ast	TO	Blk	Stl	Pts	Avg
2017-18	32	12	337	10.5	46	110	.418	20	62	.323	11	16	.688	23	54	77	2.4	30	0	5	11	13	12	123	3.8
2018-19	34	20	618	18.2	86	205	.420	28	88	.318	61	87	.701	63	145	208	6.1	84	1	9	31	41	9	261	7.7
2019-20	21	0	398	19.0	58	121	.479	8	29	.276	54	82	.659	47	84	131	6.2	38	1	6	15	15	11	178	8.5
TOTAL	87	32	1354	15.6	190	436	.436	56	179	.313	126	185	.681	133	283	416	4.8	152	2	20	57	69	32	562	6.5

- Started the last 20 games of 2018-19.

He averaged 9.8 points and 8.4 rebounds in his last five games.

- Produced his third double-double with a career-high matching 13 rebounds and 10 points vs. North Carolina in the 2019 ACC Tournament.

- Ranked third on the team in rebounding and 19th in the ACC with 6.1 boards per game as a sophomore. He averaged 7.9 rebounds over the last 11 games.

- Blocked a shot in 26 of 34 games as a sophomore, including a career-high four blocks against Seton Hall. Had 41 blocked shots on the season (1.2 average, 11th in the ACC).

- Tied a career-high with 13 rebounds against Notre Dame on March 3 while also scoring 16 points for his third double-double of the season.

- Scored a career-high 19 points and grabbed 11 rebounds against Miami.

- Born Aug. 26, 1998 ... Major is communication.

5 Malik Williams Season Highs

Points..... 16 vs. Georgia Tech (2/12)
 Reb. 13 vs. Boston College (1/29)
 Asst. 2 vs. Eastern Ky. (12/14)
 Blocks 3 vs. Georgia Tech (1/22)
 vs. Boston College (1/29)
 Steals 2 vs. Akron (11/24)
 FGM 5 vs. Pittsburgh (12/6)
 vs. Georgia Tech (2/12)
 FGA 11 vs. Georgia Tech (2/12)
 3FGM 2 vs. Eastern Ky. (12/14)
 vs. Wake Forest (2/5)
 3FGA 4 vs. Georgia Tech (2/12)
 FT 7 vs. Georgia Tech (1/22)
 vs. Virginia (2/8)
 FTA 12 vs. Georgia Tech (1/22)

5 Malik Williams Career Highs

Points..... 19 vs. Miami (1/6/19)
 Reb. 13 (4 times, *latest*: vs. Boston College (1/29/20))
 Asst. 2 (4 times, *latest*: vs. Eastern Ky. (12/14/19))
 Blocks 4 vs. Seton Hall (12/1/18)
 Steals 3 vs. Michigan State (11/27/18)
 FGM 8 vs. Miami (1/6/19)
 FGA 14 vs. Miami (1/6/19)
 3FGM 4 vs. Pittsburgh (2/11/18)
 3FGA 5 (6 times, *latest*: vs. North Carolina, 3/14/19)
 FT 7 vs. Southern (11/13/18)
 FTA 11 vs. Southern (11/13/18)

10 Samuel Williamson

G/F 6-7 200 Fr. - HS Rockwall, Texas (Rockwall HS)

- Has scored in 21 of 25 games for the Cardinals.
- Has scored five or more points in 11 games this season, including five of the last eight.

- Was efficient off the bench against Clemson, shooting 5-of-6 overall, making his lone 3-point attempt and sinking all three of his free throws. His 14 points were his highest total in conference play this season and one shy of his season-high set against Indiana State (11/13/19).

- Contributed four points and four rebounds in nine minutes against No. 4 Michigan.

- One of just 14 players in Louisville history to score as many as 13 points in a freshman career debut, tying for 12th on that list with 13 off the bench at Miami in the season opener. He hit 6-of-9 shots from the field, including his lone three-point attempt, and added five rebounds and an assist in 24 minutes.

- Scored a career-high 15 points while pulling down five rebounds and dishing out a career-high four assists against Indiana State. Pulled down a career-high six rebounds against Akron.

- Started against Bellarmine in the Cardinals' exhibition game on Oct. 29 while Steven Enoch was out with an injury and totaled 17 points and nine rebounds.

- Averaged 25 points, 11.2 rebounds and 4.1 assists a game as a senior in helping Rockwall High School (30-6) reach the regional semifinals and achieve a No. 8 final ranking in the regular-season Class 6A state poll.

- The McDonald's All-American (28th who signed with Louisville) was a first team all-state selection by the Texas Association of Basketball Coaches 6-A as a senior, a first team All-USA Today Texas Boys Basketball and all-area selection by the Dallas Morning News, and was the Texas District 11-6A MVP.

- Won the three-point competition at the 2019 American Family Insurance High School Slam Dunk & 3-Point championship in Minneapolis on April 5.

- As a junior, averaged 23.3 points and 9.7 rebounds in helping Rockwall to a 20-12 record, earning first team Texas Association of Basketball Coaches all-state honors. He scored 21 points as his team reached the area round.

- Born Sept. 7, 2000 ... Major is business management.



10 Samuel Williamson

Games With ...	Season	Career
Double-Figure scoring.....	3	3
5 or more rebounds	4	4
4 or more assists	1	1
A blocked shot	4	4
A steal	8	8
A three-pointer	8	8
20+ points	0	0

10 Samuel Williamson

Season/Career Highs

Points..... 15 vs. Indiana State (11/13)
 Reb. 6 vs. Akron (11/24)
 Asst. 4 vs. Indiana State (11/13)
 Blocks 1 (4 times, *latest*: vs. Georgia Tech (2/12))
 Steals 1 (8 times, *latest*: vs. Georgia Tech (2/12))
 FGM 6 vs. Miami (11/5)
 vs. Indiana State (11/13)
 FGA 9 vs. Miami (11/5)
 vs. Indiana State (11/13)
 3FGM 1 vs. (8 times, *latest*: vs. Georgia Tech (2/12))
 3FGA 3 vs. USC Upstate (11/20)
 vs. Pittsburgh (12/6)
 FT 3 vs. (3 times, *latest*: vs. Clemson (1/25))
 FTA 4 vs. Indiana State (11/13)

10 Samuel Williamson Game-by-Game

Opponent	Date	GS	Min	FG	FGA	Pct	FG	FGA	Pct	FT	FTA	Pct	Off	Def	Tot	Avg	PF	FO	A	TO	Blk	Stl	Pts	Avg
at Miami (FL)	11/05/19	24	6	9	.667	1	11.000	0	1	.000	2	3	5	5.0	4	0	1	3	0	0	13	13.0		
YOUNGSTOWN ST	11/10/19	23	3	8	.375	0	1	.000	0	0	.000	1	4	5	5.0	1	0	2	0	1	0	6	9.5	
INDIANA STATE	11/13/19	23	6	9	.667	0	1	.000	3	4	.750	3	2	5	5.0	1	0	4	2	1	1	15	11.3	
N.C. CENTRAL	11/17/19	23	3	4	.750	0	1	.000	3	31.000	1	2	3	4.5	4	0	0	2	0	0	9	10.8		
USC UPSTATE	11/20/19	16	2	7	.286	0	3	.000	0	0	.000	0	1	1	3.8	0	0	0	1	0	0	4	9.4	
AKRON	11/24/19	19	0	2	.000	0	1	.000	1	2	.500	0	6	6	4.2	1	0	0	1	0	0	1	8.0	
vs Western Ky.	11/29/19	10	1	3	.333	0	0	.000	0	0	.000	2	2	4	4.1	2	0	0	1	1	1	2	7.1	
MICHIGAN	12/03/19	9	2	3	.667	0	0	.000	0	1	.000	1	3	4	4.1	1	0	0	1	0	0	4	6.8	
PITTSBURGH	12/06/19	17	2	4	.500	1	3	.333	0	0	.000	1	2	3	4.0	2	0	1	1	0	0	5	6.6	
vs Texas Tech	12/10/19	10	1	3	.333	0	0	.000	0	0	.000	0	2	2	3.8	2	0	0	0	0	0	2	6.1	
Eastern Kentucky	12/14/19	17	1	4	.250	0	1	.000	1	11.000	1	1	2	3.6	2	0	0	2	0	0	3	5.8		
MIAMI (OH)	12/18/19	12	1	4	.250	1	11.000	0	0	.000	0	2	2	3.5	1	0	0	0	0	0	3	5.6		
at Kentucky	12/28/19	8	0	0	.000	0	0	.000	0	0	.000	0	0	0	3.2	3	0	0	1	0	0	0	5.2	
FLORIDA STATE	01/04/20	8	0	1	.000	0	0	.000	0	0	.000	1	0	1	3.1	1	0	0	1	0	1	0	4.8	
MIAMI (FL)	01/07/20	9	3	3	1.000	0	0	.000	0	1	.000	1	0	1	2.9	3	0	0	2	0	0	6	4.9	
at Notre Dame	01/11/20	10	0	0	.000	0	0	.000	0	0	.000	1	2	3	2.9	0	0	0	0	0	0	0	4.6	
at Pittsburgh	01/14/20	12	1	3	.333	1	11.000	0	1	.000	0	0	0	2.8	2	0	0	1	0	0	3	4.5		
at Duke	01/18/20	20	2	2	1.000	0	0	.000	1	2	.500	2	2	4	2.8	4	0	0	2	0	1	5	4.5	
GEORGIA TECH	01/22/20	17	2	3	.667	1	11.000	0	0	.000	1	2	3	2.8	2	0	1	1	0	1	5	4.5		
CLEMSON	01/25/20	25	5	6	.833	1	11.000	3	31.000	1	0	1	0	1	2.8	1	0	1	3	0	1	14	5.0	
at Boston College	01/29/20	18	2	4	.500	1	2	.500	0	0	.000	0	4	4	2.8	2	0	0	1	0	1	5	5.0	
at NC State	02/01/20	29	0	4	.000	0	1	.000	1	2	.500	2	0	2	2.8	0	0	3	1	0	0	1	4.8	
WAKE FOREST	02/05/20	8	0	2	.000	0	1	.000	0	0	.000	0	1	1	2.7	0	0	2	1	0	0	0	4.6	
VIRGINIA	02/08/20	10	1	3	.333	0	1	.000	0	0	.000	1	1	2	2.7	2	0	0	1	0	0	2	4.5	
at Georgia Tech	02/12/20	23	1	2	.500	1	11.000	2	21.000	1	2	3	2.7	2	0	1	2	1	1	5	4.5			


10 Samuel Williamson Statistics

Year	GP	GS	Min	Avg	FG	FGA	Pct	3FG	3FGA	Pct	FT	FTA	Pct	OReb	DReb	Reb	Avg	PF	FO	Ast	TO	Blk	Stl	Pts	Avg
2019-20	25	0	400	16.0	45	93	.484	8	22	.364	15	23	.652	23	44	67	2.7	43	0	16	31	4	8	113	4.5
TOTAL	25	0	400	16.0	45	93	.484	8	22	.364	15	23	.652	23	44	67	2.7	43	0	16	31	4	8	113	4.5

11 Quinn Slazinski

F 6-8 215 Fr. - HS Houston, Texas (Huntington Prep/W.Va.)

- Has played at least three minutes in six games for the Cardinals, appearing in 11 games this season.
- Scored six points while making both of his three-point attempts against Youngstown State in the Cardinals' home opener.
- After undergoing an appendectomy on Oct. 17, he played in UofL's exhibition game against Bellarmine 12 days later.
- Averaged 14.3 points, 6.2 rebounds and 2.8 assists on a balanced team in his final season in 2018-19 at Huntington Prep, which posted a 20-5 record and No. 16 national ranking among prep schools. He was selected to the All-USA West Virginia Boys Basketball Team second team.
- As a junior in 2017-18, Slazinski averaged 11.1 points and 5.2 rebounds in helping Huntington Prep to 21-7 record.
- His family moved from Michigan to Houston when he was in the sixth grade. He was a first team all-district selection as a sophomore at Westbury Christian School in Houston in helping his team win the Texas 5A championship for the 21st time in 26 years, scoring 23 points in the title game.
- Was an accomplished distance runner in high school, posting the 12th best two-mile time in school history at Westbury Christian. He was also a standout baseball player before focusing on basketball.
- His father Mike played football at Grand Valley State.
- Born March 5, 2001 ... Major is communications.



11 Quinn Slazinski		
Games With ...	Season	Career
Double-Figure scoring.....	0	0
5 or more rebounds	0	0
4 or more assists	0	0
A blocked shot	0	0
A steal	0	0
A three-pointer	1	1
20+ points.....	0	0

11 Quinn Slazinski Season/Career Highs

- Points..... 6 vs. Youngstown St. (11/10)
- Reb. 2 vs. Indiana State (11/13)
vs. N.C. Central (11/17)
- Asst..... 1 (3 times, *latest*: vs. N.C. Central (11/17))
- Blocks none
- Steals none
- FGM 2 vs. Youngstown St. (11/10)
- FGA 2 vs. Miami (11/5)
vs. Youngstown St. (11/10)
- 3FGM 2 vs. Youngstown St. (11/10)
- 3FGA 2 vs. Youngstown St. (11/10)
vs. Indiana State (11/13)
- FT 4 vs. Eastern Ky. (12/14)
- FTA 4 vs. Eastern Ky. (12/14)

11 Quinn Slazinski Game-by-Game					3-Point							Rebounds												
Opponent	Date	GS	Min	FG	FGA	Pct	FG	FGA	Pct	FT	FTA	Pct	Off	Def	Tot	Avg	PF	FO	A	TO	Blk	Stl	Pts	Avg
at Miami (FL)	11/05/19	7	0	2	.000	0	0	.000	0	0	.000	0	1	1	1.0	2	0	1	0	0	0	0	0.0	
YOUNGSTOWN ST	11/10/19	4	2	2	1.000	2	2	1.000	0	0	.000	0	1	1	1.0	0	0	0	0	0	0	6	3.0	
INDIANA STATE	11/13/19	6	0	2	.000	0	2	.000	2	2	1.000	1	1	2	1.3	1	0	1	0	0	0	2	2.7	
N.C. CENTRAL	11/17/19	5	0	0	.000	0	0	.000	0	2	.000	1	1	2	1.5	0	0	1	1	0	0	0	2.0	
USC UPSTATE	11/20/19	2	0	0	.000	0	0	.000	0	0	.000	0	1	1	1.4	0	0	0	1	0	0	0	1.6	
AKRON	11/24/19	DNP																						
vs Western Ky.	11/29/19	3	0	0	.000	0	0	.000	0	0	.000	0	0	0	0	1.2	0	0	0	1	0	0	1.3	
MICHIGAN	12/03/19	0	0	0	.000	0	0	.000	0	0	.000	0	0	0	0	1.0	0	0	0	0	0	0	1.1	
PITTSBURGH	12/06/19	1	0	0	.000	0	0	.000	0	0	.000	0	0	0	0	0.9	0	0	0	0	0	0	1.0	
vs Texas Tech	12/10/19	DNP																						
Eastern Kentucky	12/14/19	4	0	0	.000	0	0	.000	4	4	1.000	0	0	0	0	0.8	0	0	0	0	0	4	1.3	
MIAMI (OH)	12/18/19	1	0	0	.000	0	0	.000	0	0	.000	0	1	1	0.8	0	0	0	0	0	0	0	1.2	
at Kentucky	12/28/19	DNP																						
FLORIDA STATE	01/04/20	DNP																						
MIAMI (FL)	01/07/20	DNP																						
at Notre Dame	01/11/20	DNP																						
at Pittsburgh	01/14/20	DNP																						
at Duke	01/18/20	DNP																						
GEORGIA TECH	01/22/20	DNP																						
CLEMSON	01/25/20	1	0	0	.000	0	0	.000	0	0	.000	0	0	0	0	0.7	0	0	0	0	0	0	1.1	
at Boston College	01/29/20	DNP																						
at NC State	02/01/20	DNP																						
WAKE FOREST	02/05/20	DNP																						
VIRGINIA	02/08/20	DNP																						
at Georgia Tech	02/12/20	DNP																						

11 Quinn Slazinski Statistics

Year	GP	GS	Min	Avg	FG	FGA	Pct	3FG	3FGA	Pct	FT	FTA	Pct	OReb	DReb	Reb	Avg	PF	FO	Ast	TO	Blk	Stl	Pts	Avg
2019-20	11	0	34	3.1	2	6	.333	2	4	.500	6	8	.750	2	6	8	0.7	3	0	3	3	0	0	12	1.1
TOTAL	11	0	34	3.1	2	6	.333	2	4	.500	6	8	.750	2	6	8	0.7	3	0	3	3	0	0	12	1.1

13 David Johnson

G 6-5 210 Fr. - HS Louisville, Ky. (Trinity HS)

■ Over the last nine games, Johnson has averaged 9.7 points, 3.9 assists, 3.7 rebounds and 1.4 steals while making 50 percent of his field goals (34-67). He had scored 37 points for his first 12 games of the season before totaling 87 in the last nine games.

■ Has handed out six or more assists in three of the last eight games.

■ Hometown Louisville product was sidelined to start the season with an injury. He has logged double-digit minutes in 13 of the last 14 games.

■ Named ACC Freshman of the Week for games Jan. 13-19.

In those two games, Johnson averaged 15.0 points, 5.5 assists, 3.7 rebounds and shot 57.9 percent from the field (11-of-19 FG, 2-2 3FG) off the bench.

■ Led the Cardinals with a career-high 19 points, seven assists and three steals at then-No. 3/3 Duke, adding four rebounds and three dunks. His 19 points were the most by a Louisville player off the bench against an AP top-three ranked opponent since former All-America guard Russ Smith scored 30 points against No. 3 Kentucky in 2011.

■ Pulled down a career-high eight rebounds while dishing out six assists and scoring six points against Boston College.

■ Produced his first double-digit scoring effort with 11 points, four assists and three rebounds at Pittsburgh in 20 minutes off the bench.

■ Had surgery on his left (non-shooting) shoulder on July 30 and was out nearly four months. He made his first game appearance with 3 1/2 minutes against USC Upstate, scoring his first collegiate points on a pair of dunks. He had practiced in non-contact drills since Oct. 22.

■ A four-year starter at Trinity High School, Johnson averaged 16.1 points, 7.2 rebounds and four assists as a senior while leading the Shamrocks to a 30-8 record and the Kentucky state championship. He was the MVP of the Kentucky Sweet 16 state championship. He missed six games with a knee injury his senior year.

■ Named the Lexington Herald-Leader/Kentucky.com Player of the Year and was a first team all-state selection. He earned Seventh Region Player of the Year honors from the Kentucky Association of Basketball Coaches and the Courier Journal.



13 David Johnson

Games With ...	Season	Career
Double-Figure scoring.....	4	4
5 or more rebounds	4	4
4 or more assists	5	5
A blocked shot	4	4
A steal	8	8
A three-pointer	4	4
20+ points.....	0	0

■ Totaled 1,472 points and 719 rebounds in his career at Trinity as a four-year starter.

■ Cousin of recent UofL forward Ray Spalding (2015-18), who played with the Dallas Mavericks Phoenix Suns and currently the Charlotte Hornets, and was also a product of Trinity High School.

■ Born February 26, 2001 ... Major is sport administration.

13 David Johnson Season/Career Highs

Points.....	19 vs. Duke (1/18)
Reb.	8 vs. Boston College (1/29)
Asst.....	7 vs. Duke (1/18)
Blocks	2 vs. Duke (1/18)
Steals.....	3 (3 times, <i>latest</i> : vs. Boston College (1/29))
FGM	8 vs. Duke (1/18)
FGA	13 vs. Georgia Tech (2/12)
3FGM	1 vs. (4 times, <i>latest</i> : vs. Duke (1/18))
3FGA	2 vs. Akron (11/24)
	vs. Miami (OH) (12/18)
FT	4 vs. Pittsburgh (1/14)
	vs. Georgia Tech (2/12)
FTA.....	7 vs. Georgia Tech (2/12)

13 David Johnson Game-by-Game

13 David Johnson Game-by-Game						3-Point				Rebounds															
Opponent	Date	GS	Min	FG	FGA	Pct	FG	FGA	Pct	FT	FTA	Pct	Off	Def	Tot	Avg	PF	FO	A	TO	Blk	Stl	Pts	Avg	
at Miami	11/5/19	DNP																							
YOUNGSTOWN ST	11/10/19	DNP																							
INDIANA STATE	11/13/19	DNP																							
N.C. CENTRAL	11/17/19	DNP																							
USC UPSTATE	11/20/19	3	2	2	1.000	0	0	.000	0	0	.000	0	1	1	1.0	1	0	0	0	0	4	4.0			
AKRON	11/24/19	8	4	5	.800	1	2	.500	0	1	.000	0	3	3	2.0	3	0	1	1	0	0	9	6.5		
vs Western Ky.	11/29/19	9	0	1	.000	0	0	.000	0	0	.000	0	1	1	1.7	3	0	1	0	0	0	4	4.3		
MICHIGAN	12/03/19	2	0	1	.000	0	0	.000	0	0	.000	0	0	0	1.3	0	0	0	0	0	0	3	3.3		
PITTSBURGH	12/06/19	1	0	0	.000	0	0	.000	0	0	.000	0	0	0	1.0	0	0	0	0	0	0	2	2.6		
vs Texas Tech	12/10/19	7	1	2	.500	0	0	.000	2	4	.500	1	0	1	1.0	1	0	0	0	0	4	2.8			
Eastern Kentucky	12/14/19	17	2	3	.667	1	11	.000	0	0	.000	0	2	2	1.1	0	0	2	3	0	0	5	3.1		
MIAMI (OH)	12/18/19	12	2	4	.500	0	2	.000	0	0	.000	1	1	2	1.3	1	0	0	1	1	0	4	3.3		
at Kentucky	12/28/19	0	0	0	.000	0	0	.000	0	0	.000	0	0	0	1.1	0	0	0	0	0	0	2	2.9		
FLORIDA STATE	01/04/20	19	2	9	.222	0	1	.000	0	0	.000	4	2	6	1.6	1	0	3	3	1	0	4	3.0		
MIAMI (FL)	01/07/20	11	1	2	.500	0	0	.000	0	0	.000	0	0	0	1.5	0	0	0	2	1	0	2	2.9		
at Notre Dame	01/11/20	14	2	4	.500	0	1	.000	1	2	.500	2	1	3	1.6	2	0	2	1	0	1	5	3.1		
at Pittsburgh	01/14/20	20	3	7	.429	1	11	.000	4	6	.667	2	1	3	1.7	3	0	4	3	0	0	11	3.7		
at Duke	01/18/20	27	8	12	.667	1	11	.000	2	21	.000	0	4	4	1.9	3	0	7	5	2	3	19	4.8		
GEORGIA TECH	01/22/20	15	5	9	.556	0	1	.000	0	1	.000	1	0	1	1.8	4	0	1	2	0	3	10	5.1		
CLEMSON	01/25/20	24	3	5	.600	0	0	.000	2	21	.000	2	3	5	2.0	1	0	6	1	0	1	8	5.3		
at Boston College	01/29/20	25	2	9	.222	0	0	.000	2	3	.667	5	3	8	2.4	2	0	6	4	0	3	6	5.4		
at NC State	02/01/20	14	4	6	.667	0	0	.000	0	0	.000	0	1	1	2.3	0	0	2	1	0	1	8	5.5		
WAKE FOREST	02/05/20	16	1	2	.500	0	0	.000	0	0	.000	2	1	3	2.3	3	0	2	4	0	1	2	5.3		
VIRGINIA	02/08/20	17	2	4	.500	0	1	.000	3	4	.750	0	3	3	2.4	3	0	5	2	0	1	7	5.4		
at Georgia Tech	02/12/20	24	6	13	.462	0	1	.000	4	7	.571	2	3	5	2.5	5	1	2	4	0	0	16	5.9		

13 David Johnson Statistics

Year	GP	GS	Min	Avg	FG	FGA	Pct	3FG	3FGA	Pct	FT	FTA	Pct	OReb	DReb	Reb	Avg	PF	FO	Ast	TO	Blk	Stl	Pts	Avg
2019-20	21	0	285	13.6	50	100	.500	4	12	.333	20	32	.625	22	30	52	2.5	36	1	44	37	5	14	124	5.9
TOTAL	21	0	285	13.6	50	100	.500	4	12	.333	20	32	.625	22	30	52	2.5	36	1	44	37	5	14	124	5.9

20 Josh Nickelberry

G 6-4 200 Fr. - HS Fayetteville, N.C. (Northwood Temple Academy)

■ Has seen an average of 3.9 minutes of action while playing in 14 of the Cardinals' 25 games of the season. He buried a three-pointer in the closing minute at NC State.

■ Sprained his ankle in practice on Feb. 4 and his condition is day-to-day. He has been unavailable to play in the last three games.

■ Scored his first collegiate points with a pair of free throws against Indiana State. He knocked down his first field goal with a three-pointer against North Carolina Central.

■ Averaged 26.9 points, 4.9 rebounds and 2.6 assists per game as a senior in leading Northwood Temple Academy to a 20-14 record and a runner-up position in the 1A NCISAA North Carolina state championship. He scored 19 in the title game as his team was the first in program history to reach the state championship game.

■ The first player to verbally commit to the Cardinals in this recruiting class, Nickelberry earned NCISAA and AP All-State honors as a senior at Northwood Temple.

■ Finished his high school career with 2,904 points, making him the second-leading all-time scorer in the history of North Carolina high school basketball. He scored 886 as a senior.

■ Began playing organized basketball as an eight-year-old and achieved his first dunk in the eighth grade.

■ Nickelberry's father, Gerald, was a linebacker at Northern Illinois (1991-94), ranking sixth in career tackles and his seven career fumble recoveries is an NIU record. His mother, Meredith McKinney, was a volleyball player and is an Army veteran. His stepmother, Jessie, was a track and volleyball athlete and is an Army veteran.

■ Born March 9, 2001 ... Major is marketing.



20 Josh Nickelberry

Games With ...	Season	Career
Double-Figure scoring.....	0	0
5 or more rebounds	0	0
4 or more assists	0	0
A blocked shot	0	0
A steal	0	0
A three-pointer	2	2
20+ points	0	0

20 Josh Nickelberry Season/Career Highs

Points..... 3 vs. N.C. Central (11/17)
vs. NC State (2/1)
Reb. 1 (3 times, *latest*: vs. Western Ky. (11/29))
Asst. 1 vs. USC Upstate (11/20)
Blocks none
Steals none
FGM 1 vs. N.C. Central (11/17)
vs. NC State (2/1)
FGA 3 vs. Indiana State (11/13)
3FGM 1 vs. N.C. Central (11/17)
vs. NC State (2/1)
3FGA 2 vs. Indiana State (11/13)
vs. N.C. Central (11/17)
FT 2 (3 times, *latest*: vs. Eastern Ky. (12/14))
FTA 2 (3 times, *latest*: vs. Eastern Ky. (12/14))

20 Josh Nickelberry Game-by-Game

20 Josh Nickelberry Game-by-Game				3-Point							Rebounds													
Opponent	Date	GS	Min	FG	FGA	Pct	FG	FGA	Pct	FT	FTA	Pct	Off	Def	Tot	Avg	PF	FO	A	TO	Blk	Stl	Pts	Avg
at Miami (FL)	11/05/19		9	0	0	.000	0	0	.000	0	0	.000	0	0	0	0.0	0	0	0	0	0	0	0	0.0
YOUNGSTOWN ST	11/10/19		5	0	0	.000	0	0	.000	0	0	.000	0	0	0	0.0	0	0	0	0	0	0	0	0.0
INDIANA STATE	11/13/19		9	0	3	.000	0	2	.000	2	2	1.000	0	1	1	0.3	0	0	0	0	0	0	2	0.7
N.C. CENTRAL	11/17/19		10	1	2	.500	1	2	.500	0	0	.000	0	0	0	0.3	0	0	0	0	0	3	1.3	
USC UPSTATE	11/20/19		2	0	0	.000	0	0	.000	0	0	.000	0	1	1	0.4	0	0	1	0	0	0	1.0	
AKRON	11/24/19		DNP																					
vs Western Ky.	11/29/19		5	0	2	.000	0	1	.000	2	2	1.000	1	0	1	0.5	0	0	0	0	0	2	1.2	
MICHIGAN	12/03/19		0	0	0	.000	0	0	.000	0	0	.000	0	0	0	0.4	0	0	0	0	0	0	1.0	
PITTSBURGH	12/06/19		1	0	0	.000	0	0	.000	0	0	.000	0	0	0	0.4	0	0	0	0	0	0	0.9	
vs Texas Tech	12/10/19		DNP																					
Eastern Kentucky	12/14/19		8	0	1	.000	0	1	.000	2	2	1.000	0	0	0	0.3	2	0	0	1	0	0	2	1.0
MIAMI (OH)	12/18/19		1	0	0	.000	0	0	.000	0	0	.000	0	0	0	0.3	0	0	0	0	0	0	0.9	
at Kentcuky	12/28/19		DNP																					
FLORIDA STATE	01/04/20		1	0	0	.000	0	0	.000	0	0	.000	0	0	0	0.3	0	0	0	0	0	0	0.8	
MIAMI (FL)	01/07/20		DNP																					
at Notre Dame	01/11/20		DNP																					
at Pittsburgh	01/14/20		DNP																					
at Duke	01/18/20		DNP																					
GEORGIA TECH	01/22/20		1	0	0	.000	0	0	.000	0	0	.000	0	0	0	0.3	1	0	0	0	0	0	0.8	
CLEMSON	01/25/20		1	0	0	.000	0	0	.000	0	0	.000	0	0	0	0.2	0	0	0	0	0	0	0.7	
at Boston College	01/29/20		DNP																					
at NC State	02/01/20		1	1	11.000	1	11.000	0	0	.000	0	0	0	0	0	0.2	0	0	0	0	0	3	0.9	
WAKE FOREST	02/05/20		DNP																					
VIRGINIA	02/08/20		DNP																					
at Georgia Tech	02/12/20		DNP																					

20 Josh Nickelberry Statistics

Year	GP	GS	Min	Avg	FG	FGA	Pct	3FG	3FGA	Pct	FT	FTA	Pct	OReb	DReb	Reb	Avg	PF	FO	Ast	TO	Blk	Stl	Pts	Avg
2019-20	14	0	54	3.9	2	9	.222	2	7	.286	6	6	1.000	1	2	3	0.2	3	0	1	1	0	0	12	0.9
TOTAL	14	0	54	3.9	2	9	.222	2	7	.286	6	6	1.000	1	2	3	0.2	3	0	1	1	0	0	12	0.9

Year	GP	GS	Min	Avg	FG	FGA	Pct	3FG	3FGA	Pct	FT	FTA	Pct	OREB	DREB	Reb	Avg	PF	FO	Ast	TO	Blk	Stl	Pts	Avg
2019-20	13	0	61	4.7	5	8	.625	0	0	.000	3	8	.375	2	15	17	1.3	12	0	0	4	2	0	13	1.0
TOTAL	13	0	61	4.7	5	8	.625	0	0	.000	3	8	.375	2	15	17	1.3	12	0	0	4	2	0	13	1.0

23 Steven Enoch

C 6-10 255 R-Sr. - 1L Norwalk, Conn. (University of Connecticut)

■ Has scored in double figures in 10 of the last 16 games and on 15 occasions this season. Enoch has scored in double digits in five of the last eight and eight of 14 ACC games this season, including 13 points against Virginia on Feb. 8.

■ Recorded his fourth double-double of the season with 12 points and 10 rebounds against Miami on Jan. 7 for his sixth career double-double.

■ Totaled 18 points and five rebounds vs. Kentucky, his second-highest scoring total of the year.

■ Set a career-high with 23 points on 9-of-10 shooting against Eastern Kentucky, surpassing his previous career-high of 22 points against Boston College on Feb. 27, 2019, his only other 20-point game of his career.

■ Produced double-doubles in the Cardinals' first two games of the season (11 points, 12 rebounds, one blocked shot vs. Miami; 17 points, career-high 14 rebounds, career-best three blocked shots vs. Youngstown State).

■ Earned a bachelor of arts degree in communication from UofL in 2019 and is playing his final year as a graduate student.

■ Went through the NBA draft evaluation process while declaring for the draft in the spring but chose to return to college for his senior year.

■ Double figure scorer in 32 games over his two seasons at Louisville.

■ Honored on the 2019 All-ACC Academic team.

■ Produced his first double-double at North Carolina last year with 17 points and a season-high tying 11 rebounds.

■ Scored a career-high 22 points against Boston College last season while pulling down six rebounds.

■ Played his freshmen and sophomore years at the University of Connecticut (2015-17). He sat out the 2017-18 season after transferring.

■ Averaged 3.4 points, 2.3 rebounds and 12.1 minutes in 29 games during the 2016-17 season for UConn.

■ Born Sept. 18, 1997 ... Major is communication, post baccalaureate.



23 Steven Enoch

Games With ...	Season	Career
Double-Figure scoring....	15	32
5 or more rebounds	15	31
4 or more assists	0	0
A blocked shot	14	31
A steal	6	11
A three-pointer	6	17
20+ points	1	2

23 Steven Enoch Season Highs

Points..... 23 vs. Eastern Ky. (12/14)
 Reb. 14 vs. Youngstown St. (11/10)
 Asst..... 2 vs. N.C. Central (11/17)
 Blocks 3 vs. Youngstown St. (11/10)
 Steals 3 vs. Notre Dame (1/11/20)
 FGM 9 vs. Eastern Ky. (12/14)
 FGA 17 vs. Kentucky (12/28)
 3FGM 2 vs. Michigan (12/3)
 vs. Duke (1/18)
 3FGA 5 vs. Michigan (12/3)
 FT 5 vs. Eastern Ky. (12/14)
 FTA 7 vs. Akron (11/24)

23 Steven Enoch Career Highs at UofL

Points..... 23 vs. Eastern Ky. (12/14/19)
 Reb. 14 vs. Youngstown St. (11/10/19)
 Asst..... 2 vs. N.C. Central (11/17/19)
 Blocks 3 vs. Robert Morris (12/21/18)
 vs. Youngstown St. (11/10/19)
 Steals 3 vs. Notre Dame (1/11/20)
 FGM 9 vs. Boston College (2/27/19)
 vs. Eastern Ky. (12/14/19)
 FGA 17 vs. Boston College (2/27/19)
 vs. Kentucky (12/28)
 3FGM 2 (4 times, latest: 3 vs. Duke (1/18/20))
 3FGA 5 vs. Michigan (12/3/19)
 FT 9 vs. Nicholls State (11/8/18)
 FTA 9 vs. Nicholls State (11/8/18)

23 Steven Enoch Game-by-Game

Opponent	Date	GS	Min	FG	FGA	Pct	FG	FGA	Pct	FT	FTA	Pct	Off	Def	Tot	Avg	PF	FO	A	TO	Blk	Stl	Pts	Avg
at Miami (FL)	11/05/19	*	19	5	7	.714	0	1	.000	1	2	.500	3	9	12	12.0	2	0	0	0	1	0	11	11.0
YOUNGSTOWN ST	11/10/19	*	29	8	14	.571	0	2	.000	1	1	1.000	4	10	14	13.0	0	0	0	0	3	0	17	14.0
INDIANA STATE	11/13/19	*	21	2	6	.333	0	0	.000	0	0	.000	1	9	10	12.0	4	0	0	3	2	0	4	10.7
N.C. CENTRAL	11/17/19	*	23	7	9	.778	0	2	.000	1	2	.500	0	5	5	10.3	2	0	2	2	0	0	15	11.8
USC UPSTATE	11/20/19	*	25	2	8	.250	0	2	.000	2	2	1.000	2	4	6	9.4	2	0	0	2	1	0	6	10.6
AKRON	11/24/19	*	21	6	9	.667	1	2	.500	4	7	.571	2	3	5	8.7	3	0	0	1	2	0	17	11.7
vs Western Ky.	11/29/19	*	19	2	5	.400	0	0	.000	2	3	.667	1	2	3	7.9	2	0	1	0	0	1	6	10.9
MICHIGAN	12/03/19	*	26	5	10	.500	2	5	.400	1	2	.500	3	7	10	8.1	2	0	0	1	1	0	13	11.1
PITTSBURGH	12/06/19	*	19	3	6	.500	1	11	.000	0	0	.000	1	1	2	7.4	2	0	0	1	0	0	7	10.7
vs Texas Tech	12/10/19	*	21	4	8	.500	0	0	.000	2	2	1.000	2	4	6	7.3	1	0	0	3	1	0	10	10.6
Eastern Kentucky	12/14/19	*	20	9	10	.900	0	0	.000	5	6	.833	2	5	7	7.3	3	0	1	1	1	1	23	11.7
MIAMI (OH)	12/18/19	*	17	1	3	.333	0	0	.000	2	2	1.000	1	6	7	7.3	1	0	1	1	0	0	4	11.1
at Kentucky	12/28/19	*	25	8	17	.471	1	4	.250	1	1	1.000	1	4	5	7.1	4	0	0	3	0	0	18	11.6
FLORIDA STATE	01/04/20	*	24	3	6	.500	0	0	.000	4	7	.571	1	3	4	6.9	2	0	1	2	2	1	10	11.5
MIAMI (FL)	01/07/20	*	22	4	12	.333	0	1	.000	4	6	.667	3	7	10	7.1	1	0	1	0	1	0	12	11.5
at Notre Dame	01/11/20	*	16	1	8	.125	0	1	.000	0	0	.000	1	4	5	6.9	1	0	1	3	0	3	2	10.9
at Pittsburgh	01/14/20	*	23	3	6	.500	0	0	.000	2	2	1.000	1	3	4	6.8	4	0	0	2	0	1	8	10.8
at Duke	01/18/20	*	15	4	8	.500	2	21	.000	0	0	.000	0	2	2	6.5	3	0	0	1	1	1	10	10.7
GEORGIA TECH	01/22/20	*	18	5	9	.556	0	0	.000	3	4	.750	3	0	3	6.3	2	0	0	0	0	0	13	10.8
CLEMSON	01/25/20	*	20	3	9	.333	1	11	.000	4	4	1.000	3	4	7	6.4	3	0	1	1	0	0	11	10.9
at Boston College	01/29/20	*	19	3	31	.000	0	0	.000	0	0	.000	2	1	3	6.2	3	0	0	2	1	0	6	10.6
at NC State	02/01/20	*	27	2	3	.667	0	0	.000	0	0	.000	1	8	9	6.3	3	0	0	3	0	0	4	10.3
WAKE FOREST	02/05/20	*	17	3	31	.000	0	0	.000	5	5	1.000	0	2	2	6.1	4	0	0	0	1	0	11	10.3
VIRGINIA	02/08/20	*	21	5	7	.714	0	1	.000	3	4	.750	0	2	2	6.0	1	0	0	0	0	0	13	10.5
at Georgia Tech	02/12/20	*	14	2	4	.500	0	0	.000	0	0	.000	0	2	2	5.8	4	0	1	0	1	0	4	10.2

23 Steven Enoch Statistics at Louisville

Year	GP	GS	Min	Avg	FG	FGA	Pct	3FG	3FGA	Pct	FT	FTA	Pct	OReb	DReb	Reb	Avg	PF	FO	Ast	TO	Blk	Stl	Pts	Avg
2018-19	34	14	654	19.2	122	231	.528	14	39	.359	63	77	.818	51	126	177	5.2	86	2	6	35	22	6	321	9.4
2019-20	25	25	521	20.8	100	190	.526	8	25	.320	47	62	.758	38	107	145	5.8	59	0	10	32	19	8	255	10.2
TOTAL	59	39	1175	19.9	222	421	.527	22	64	.344	110	139	.791	89	233	322	5.5	145	2	16	67	41	14	576	9.8

24 Dwayne Sutton

F 6-5 220 R-Sr. - 2L Louisville, Ky. (UNC Asheville)

■ Ranks sixth in the ACC in rebounding with 8.4 per game and is ninth in offensive rebounds (2.5). He has pulled down double-digit rebounds in 10 of his last 21 games and seven of the last 13, including 10 against Georgia Tech in his last game.

■ Grabbed the 800th rebound of his collegiate career against Georgia Tech on Jan. 22. Sutton now has 850 overall (588 at Louisville, 262 at UNC Asheville).

■ Missed a double-double by one rebound at Pitt, totaling 14 points, nine rebounds and two blocked shots while connecting on 3-of-6 three-pointers. He made 9-of-31 three-point goals in the last 10 games, including key shots in the closing minutes at Notre Dame and Pitt.

■ Produced his 10th career double-double and fifth this year with 15 points and 11 rebounds against Wake Forest. He was 8-of-10 from the free throw line, both of which were career-highs.

■ He buried back-to-back three-point goals in the last four minutes at Notre Dame as the Cardinals came from trailing to a three-point lead it would not relinquish.

■ Has 10 career double-doubles and has scored in double digits 32 times with the Cardinals.

■ Scored 11 points against ECU, surpassing 1,000 career points. He now has 1,120 points for his career (712 at Louisville, 408 at UNC Asheville).

■ Matched his career-high with 15 rebounds and three blocked shots against Miami (Ohio), adding eight points and dishing out four assists.

■ Sutton's career-high matching 15 rebounds against USC Upstate were the most by a Cardinal since Ray Spalding pulled down 16 against Grand Canyon on Dec. 23, 2017. His 29 rebounds in that game and 14 vs. Akron combined was the most for a Cardinal since Chinanu Onuaku grabbed as many against Wake Forest (15) and NC State (14) on Jan. 3 and 7, 2016.

■ Recorded his first double-double of the season with 14 points and 10 rebounds against Indiana State. Has four double-doubles this season.

■ Earned a bachelor of arts degree in sport administration from UofL in 2019 and is playing his final year working on a master's degree in sport administration.



24 Dwayne Sutton

Games With ...	Season	Career
Double-Figure scoring....	12	32
5 or more rebounds	22	62
4 or more assists	5	12
A blocked shot	13	29
A steal	16	57
A three-pointer	15	40
20+ points	0	0

24 Dwayne Sutton Game-by-Game

Opponent	Date	GS	Min	FG	FGA	Pct	FG	FGA	Pct	FT	FTA	Pct	Off	Def	Tot	Avg	PF	FO	A	TO	Blk	Stl	Pts	Avg
at Miami (FL)	11/05/19	*	28	6	7	.857	0	0	.000	4	6	.667	3	2	5	5.0	0	0	1	0	0	2	16	16.0
YOUNGSTOWN ST	11/10/19	*	31	1	3	.333	0	2	.000	0	0	.000	0	3	3	4.0	1	0	1	2	1	2	2	9.0
INDIANA STATE	11/13/19	*	31	5	6	.833	2	21	.000	2	3	.667	3	7	10	6.0	2	0	1	2	0	1	14	10.7
N.C. CENTRAL	11/17/19	*	29	5	6	.833	2	3	.667	0	0	.000	0	5	5	5.8	2	0	1	0	1	0	12	11.0
USC UPSTATE	11/20/19	*	34	3	4	.750	1	2	.500	2	2	1.000	7	8	15	7.6	2	0	4	0	0	1	9	10.6
AKRON	11/24/19	*	32	2	3	.667	1	2	.500	5	6	.833	7	7	14	8.7	2	0	1	1	0	2	10	10.5
vs Western Ky.	11/29/19	*	32	6	10	.600	2	4	.500	1	2	.500	4	3	7	8.4	1	0	0	0	0	0	15	11.1
MICHIGAN	12/03/19	*	35	1	3	.333	0	1	.000	2	4	.500	2	9	11	8.8	1	0	0	0	1	0	4	10.3
PITTSBURGH	12/06/19	*	30	1	4	.250	1	3	.333	0	0	.000	3	2	5	8.3	2	0	5	0	1	0	3	9.4
vs Texas Tech	12/10/19	*	31	2	6	.333	0	2	.000	0	0	.000	2	7	9	8.4	3	0	3	0	1	4	8.9	
Eastern Kentucky	12/14/19	*	28	3	4	.750	1	11	.000	4	4	1.000	3	2	5	8.1	3	0	3	4	0	2	11	9.1
MIAMI (OH)	12/18/19	*	36	4	10	.400	0	2	.000	0	0	.000	4	11	15	8.7	2	0	4	0	3	0	8	9.0
at Kentucky	12/28/19	*	43	5	11	.455	1	5	.200	3	5	.600	4	6	10	8.8	2	0	1	1	0	1	14	9.4
FLORIDA STATE	01/04/20	*	28	1	4	.250	1	2	.500	0	0	.000	2	3	5	8.5	3	0	4	0	1	0	3	8.9
MIAMI (FL)	01/07/20	*	35	4	9	.444	0	2	.000	1	2	.500	0	13	13	8.8	2	0	3	2	2	1	9	8.9
at Notre Dame	01/11/20	*	33	4	11	.364	2	3	.667	0	0	.000	3	11	14	9.1	3	0	3	1	1	2	10	9.0
at Pittsburgh	01/14/20	*	35	4	8	.500	3	6	.500	2	5	.400	2	7	9	9.1	2	0	0	1	2	0	13	9.2
at Duke	01/18/20	*	30	3	6	.500	0	2	.000	7	8	.875	0	5	5	8.9	4	0	2	1	1	1	13	9.4
GEORGIA TECH	01/22/20	*	26	1	4	.250	1	3	.333	0	0	.000	2	4	6	8.7	3	0	3	0	0	2	3	9.1
CLEMSON	01/25/20	*	36	2	6	.333	1	4	.250	3	5	.600	2	9	11	8.9	2	0	3	0	3	0	8	9.1
at Boston College	01/29/20	*	24	2	4	.500	1	3	.333	5	8	.625	1	2	3	8.6	1	0	0	0	1	0	10	9.1
at NC State	02/01/20	*	17	2	21	.000	0	0	.000	0	0	.000	2	2	4	8.4	4	0	0	3	0	0	4	8.9
WAKE FOREST	02/05/20	*	36	3	7	.429	1	4	.250	8	10	.800	2	9	11	8.5	2	0	4	2	0	1	15	9.1
VIRGINIA	02/08/20	*	32	1	4	.250	0	3	.000	0	0	.000	1	5	6	8.4	2	0	1	0	1	1	2	8.8
at Georgia Tech	02/12/20	*	30	3	6	.500	0	3	.000	3	4	.750	3	7	10	8.4	4	0	0	0	1	2	9	8.8

24 Dwayne Sutton Statistics at Louisville

Year	GP	GS	Min	Avg	FG	FGA	Pct	3FG	3FGA	Pct	FT	FTA	Pct	OReb	DReb	Reb	Avg	PF	FO	Ast	TO	Blk	Stl	Pts	Avg
2017-18	36	4	548	15.2	53	119	.445	17	48	.354	30	44	.682	40	104	144	4.0	70	1	21	17	13	30	153	4.3
2018-19	34	34	1069	31.4	113	262	.431	48	138	.348	66	88	.750	76	157	233	6.9	82	4	63	50	9	30	340	10.0
2019-20	25	25	782	31.3	74	148	.500	21	64	.328	52	74	.703	62	149	211	8.4	55	0	48	26	17	22	221	8.8
TOTAL	95	63	2399	25.3	240	529	.454	86	250	.344	148	206	.718	178	410	588	6.2	207	5	132	93	39	82	714	7.5

■ Listed second in a preseason rank of 2019-20 "Glue Guys" by NCAA.com.

■ Scored a career-high 19 points against North Carolina in Louisville last season while matching a career-high four three-pointers made.

■ Named ACC Player of the Week for games Jan. 7-13, 2019.

■ Scored 17 points at North Carolina last year, dished out a career-high seven assists and added 10 rebounds and four steals with no turnovers in 38 minutes.

■ Redshirted the 2016-17 season as a walk-on after transferring to Louisville following his freshman year at UNC Asheville. He earned a scholarship for the 2017-18 season.

■ Was UNC Asheville's second-leading scorer and top rebounder in 2015-16, averaging 12.0 points and 7.7 rebounds as a freshman. He scored in double digits on 21 occasions and grabbed eight or more rebounds in 16 games.

■ Earned Big South Tournament MVP when he produced season highs of 25 points and 18 rebounds against Winthrop in the championship game of the Big South Tournament.

■ Born Feb. 26, 1997 ... Major is sport administration (master's).

24 Dwayne Sutton Season Highs

Points.....	16 vs. Miami (11/5)
Reb.....	15 vs. USC Upstate (11/20) vs. Miami (OH) (12/18)
Asst.....	5 vs. Pittsburgh (12/6)
Blocks.....	3 vs. Miami (OH) (12/18)
Steals.....	2 (7 times, <i>latest</i> : vs. Georgia Tech (2/12))
FGM.....	6 vs. Miami (11/5) vs. Western Ky. (11/29)
FGA.....	11 vs. Kentucky (12/28) vs. Notre Dame (1/11)
3FGM.....	3 vs. Pittsburgh (1/14)
3FGA.....	6 vs. Pittsburgh (1/14)
FT.....	8 vs. Wake Forest (2/5)
FTA.....	10 vs. Wake Forest (2/5)

24 Dwayne Sutton Career Highs at UofL

Points.....	19 vs. North Carolina (2/2/19)
Reb.....	15 vs. USC Upstate (11/20/19) vs. Miami (OH) (12/18/19)
Asst.....	7 vs. North Carolina (1/12/19)
Blocks.....	3 vs. Florida State (3/7/18) vs. Miami (OH) (12/18/19)
Steals.....	4 vs. North Carolina (1/12/19)
FGM.....	7 vs. North Carolina (2/2/19)
FGA.....	12 vs. North Carolina (2/2/19)
3FGM.....	4 (4 times, <i>latest</i> : vs. North Carolina. 3/14/19)
3FGA.....	9 vs. North Carolina (3/14/19)
FT.....	8 vs. Wake Forest (2/5/20)
FTA.....	10 vs. Wake Forest (2/5/20)

30 Ryan McMahon

G 6-0 185 R-Sr. - 3L Sarasota, Fla. (Cardinal Mooney HS)

■ Has made at least three 3-pointers in nine games this season. He has made 22-of-46 three-pointers over the last eight games (.478). He has made a three-pointer in 23 of 25 games this season and in 80 games for his career.

■ Scored a season-high 23 points against NC State -- one below his career-best -- while knocking down a career-high 7-of-10 from the three-point line.

■ Scored his 700th career point against Virginia on his first made three-pointer.

He now has 707 career points at UofL.

■ Played a career-high 36 minutes against Pitt on Dec. 6 while scoring 11 points and knocking down 3-of-6 from behind the arc.

■ Dished out a season-best six assists against Eastern Kentucky, the 10th game of his career with at least four.

■ Started the first 13 games for the Cardinals this season.

■ Has 24 career double-figure scoring outings (707 points now).

He has 168 career three-point goals, one short of the career top ten at UofL.

■ His .393 career three-point percentage (168-of-428) ranks seventh at Louisville.

■ Earned a bachelor of science degree in marketing from UofL in 2019 and is playing his final year while adding to that degree.

■ His current .912 career free throw percentage is a UofL record. He missed his first free throw of the season against Michigan after making 31 straight reaching back to last season.

■ Tied a career-high with five 3-pointers against USC Upstate, finishing with 15 points.


■ 54 of his 65 field goals this season are three-pointers.

■ 53 of his 68 field goals last season were three-pointers.

■ Honored on the 2019 All-ACC Academic team.

■ Has 24 career double-figure scoring games.

■ Scored a career-high 24 points last year vs. No. 9 Michigan St., while knocking down 12-of-13 free throws (7-of-8 in overtime).



30 Ryan McMahon

Games With ...	Season	Career
Double-Figure scoring.....	9	24
5 or more rebounds	0	0
4 or more assists	3	11
A blocked shot	1	9
A steal	12	41
A three-pointer	23	80
20+ points	1	2

■ Handed out a career-best nine assists against Miami as a junior while scoring 12 points.

■ His father Dave played basketball at Valparaiso, his mother Kim played volleyball and his sister Hanna played volleyball at Jacksonville.

■ Born Sept. 22, 1996 ... Major is marketing, post baccalaureate.

30 Ryan McMahon Season Highs

Points.....	23 vs. NC State (2/1)
Reb.....	3 vs. Youngstown St. (11/10) vs. Pittsburgh (12/6)
Asst.....	6 vs. Eastern Ky. (12/14)
Blocks.....	1 vs. Michigan (12/3)
Steals.....	2 (3 times, <i>latest</i> : vs. Clemson (1/25))
FGM.....	8 vs. NC State (2/1)
FGA.....	12 vs. NC State (2/1)
3FGM.....	7 vs. NC State (2/1)
3FGA.....	10 vs. NC State (2/1)
FT.....	4 vs. Akron (11/24) vs. Virginia (2/8)
FTA.....	4 vs. Akron (11/24) vs. Virginia (2/8)

30 Ryan McMahon Career Highs

Points.....	24 vs. Michigan State (11/27/18)
Reb.....	5 vs. Georgia Tech (2/8/18)
Asst.....	9 vs. Miami (1/5/19)
Blocks.....	1 (9 times, <i>latest</i> : vs. Michigan (12/3/19))
Steals.....	4 vs. Georgia Tech (2/8/18)
FGM.....	8 vs. NC State (2/1/20)
FGA.....	12 vs. NC State (2/1/20)
3FGM.....	7 vs. NC State (2/1/20)
3FGA.....	10 vs. NC State (2/1/20)
FT.....	12 vs. Michigan State (11/27/18)
FTA.....	13 vs. Michigan State (11/27/18)

30 Ryan McMahon Game-by-Game

Opponent	Date	GS	Min	FG	FGA	Pct	FG	FGA	Pct	FT	FTA	Pct	Off	Def	Tot	Avg	PF	FO	A	TO	Blk	Stl	Pts	Avg
at Miami (FL)	11/05/19	*	24	6	10	.600	4	7	.571	0	0	.000	0	0	0	0.0	1	0	2	0	0	2	16	16.0
YOUNGSTOWN ST	11/10/19	*	30	5	9	.556	4	7	.571	2	2	1.000	0	3	3	1.5	1	0	2	1	0	0	16	16.0
INDIANA STATE	11/13/19	*	28	3	5	.600	3	4	.750	0	0	.000	1	0	1	1.3	0	0	2	0	0	0	9	13.7
N.C. CENTRAL	11/17/19	*	28	2	5	.400	2	4	.500	2	2	1.000	0	0	0	1.0	3	0	4	1	0	2	8	12.3
USC UPSTATE	11/20/19	*	30	5	8	.625	5	8	.625	0	0	.000	0	0	0	0.8	1	0	2	4	0	1	15	12.8
AKRON	11/24/19	*	27	2	6	.333	2	5	.400	4	4	1.000	0	0	0	0.7	1	0	2	2	0	0	10	12.3
vs Western Ky.	11/29/19	*	30	1	5	.200	1	4	.250	0	0	.000	0	2	2	0.9	1	0	1	0	0	1	3	11.0
MICHIGAN	12/03/19	*	35	1	8	.125	1	5	.200	1	2	.500	0	1	1	0.9	3	0	2	1	1	1	4	10.1
PITTSBURGH	12/06/19	*	36	3	6	.500	3	6	.500	2	2	1.000	0	3	3	1.1	0	0	2	2	0	1	11	10.2
vs Texas Tech	12/10/19	*	36	2	7	.286	2	6	.333	2	2	1.000	0	2	2	1.2	3	0	2	1	0	0	8	10.0
Eastern Kentucky	12/14/19	*	23	2	6	.333	1	4	.250	2	2	1.000	0	1	1	1.2	1	0	6	1	0	0	7	9.7
MIAMI (OH)	12/18/19	*	28	3	7	.429	3	7	.429	2	2	1.000	0	2	2	1.3	1	0	0	1	0	0	11	9.8
at Kentucky	12/28/19	*	28	1	7	.143	1	5	.200	1	2	.500	0	1	1	1.2	3	0	4	2	0	1	4	9.4
FLORIDA STATE	01/04/20		14	1	5	.200	0	3	.000	0	0	.000	0	0	0	1.1	1	0	1	2	0	0	2	8.9
MIAMI (FL)	01/07/20		22	2	5	.400	2	4	.500	0	0	.000	0	1	1	1.1	1	0	1	0	0	0	6	8.7
at Notre Dame	01/11/20		27	6	10	.600	3	5	.600	2	2	1.000	0	2	2	1.2	2	0	1	1	0	1	17	9.2
at Pittsburgh	01/14/20		27	2	7	.286	2	6	.333	0	0	.000	0	1	1	1.2	3	0	2	1	0	0	6	9.0
at Duke	01/18/20		13	1	11	.000	1	11	.000	0	0	.000	1	0	1	1.2	1	0	1	2	0	1	3	8.7
GEORGIA TECH	01/22/20		10	1	2	.500	0	1	.000	2	2	1.000	0	1	1	1.2	0	0	1	2	0	1	4	8.4
CLEMSON	01/25/20		13	1	4	.250	1	4	.250	0	0	.000	0	0	0	1.1	0	0	1	0	0	2	3	8.2
at Boston College	01/29/20		17	2	3	.667	1	2	.500	0	0	.000	0	0	0	1.0	1	0	3	1	0	0	5	8.0
at NC State	02/01/20		33	8	12	.667	7	10	.700	0	0	.000	1	1	2	1.1	1	0	1	1	0	0	23	8.7
WAKE FOREST	02/05/20		21	3	6	.500	3	5	.600	3	3	1.000	0	2	2	1.1	0	0	1	0	0	1	12	8.8
VIRGINIA	02/08/20		14	1	2	.500	1	2	.500	4	4	1.000	0	1	1	1.1	1	0	0	0	0	0	7	8.8
at Georgia Tech	02/12/20		20	1	8	.125	1	8	.125	0	0	.000	0	1	1	1.1	2	0	1	0	0	0	3	8.5

30 Ryan McMahon Statistics

Year	GP	GS	Min	Avg	FG	FGA	Pct	3FG	3FGA	Pct	FT	FTA	Pct	OReb	DReb	Reb	Avg	PF	FO	Ast	TO	Blk	Stl	Pts	Avg
2016-17	28	0	176	6.3	20	60	.333	19	52	.365	12	14	.857	2	12	14	0.5	30	0	17	10	2	6	71	2.5
2017-18	29	0	452	15.6	54	128	.422	42	103	.408	27	32	.844	5	27	32	1.1	48	0	44	30	2	25	177	6.1
2018-19	34	1	651	19.1	68	181	.376	53	150	.353	57	60	.950	3	33	36	1.1	49	0	60	41	4	15	246	7.2
2019-20	25	13	614	24.6	65	154	.422	54	123	.439	29	31	.935	3	25	28	1.1	32	0	45	26	1	15	213	8.5
TOTAL	116	14	1893	16.3	207	523	.396	168	428	.393	125	137	.912	13	97	110	0.9	159	0	166	107	9	61	707	6.1

33 Jordan Nwora

F 6-8 225 Jr. - 2L Buffalo, N.Y. (Vermont Academy)

■ Last name pronounced WOR-uh (silent N).
■ In his last 12 games, he has made 44 percent of his three-point shots (33-of-71) and 87 percent at the free throw line (42-of-48).

■ Topped 20 points in 13 games and leads the ACC in scoring (18.8). He has 20 or more points in 26 games over the last two years.

■ Scored a career-high 37 points on 11-of-20 shooting, while knocking down a career-high seven three-pointers, vs. Boston College. He also grabbed nine rebounds and made 8-of-9 free throws. It is tied for the seventh-highest individual scoring total in UofL history and is the top single-game effort by an ACC player this season.

■ Matched a season-high 12 rebounds while scoring 19 points against Miami on Jan. 7 for his 13th career double-double and fourth this season. He also grabbed 12 at Miami in the season opener (Nov. 5) and against Michigan (Dec. 3).

■ His 469 points scored this season is the second-most by a Louisville player through 25 games over the last 20 seasons.

■ Became the 69th player in Louisville history to reach 1,000 career points with a 3-pointer in the opening minutes of the Florida State game (currently has 1,205 career points, No. 41 at UofL).

■ Honored as co-ACC Player of the Week for games Dec. 1-8 after averaged 20.5 points, 9.0 rebounds, 1.5 assists and 1.5 steals in victories over No. 4 Michigan and Pitt.

■ His .402 career three-point percentage (165-of-410) ranks third at Louisville.

■ Recognized as one of the nation's top returning players, earning first-team preseason All-America honors from multiple entities, including the Associated Press.

■ Went through the NBA draft evaluation process while declaring for the draft but chose to return to college for his junior year.

■ Honored as the 2019 ACC Most Improved Player and earned third team All-ACC honors. He was UofL's top scorer (17.0 ppg, seventh in the ACC) and rebounder (7.6, ninth in the ACC) as a sophomore. He was the most improved scorer in the ACC and third in the nation in 2018-19, rising 11.3 points from his freshman season.

■ Scored in double digits in 31 of 34 games as a sophomore.

■ Honored on the 2019 All-ACC Academic team for the second straight year.

■ Coached by his father when he played for the Nigerian national team in the 2019 FIBA World Cup in China. He averaged 11.0 points, 3.5 rebounds and 3.0 steals in two games before an ankle injury stopped

33 Jordan Nwora Game-by-Game

Opponent	Date	GS	Min	FG	FGA	Pct	3FG	3FGA	Pct	FT	FTA	Pct	Off	Def	Tot	Avg	PF	FO	A	TO	Blk	Stl	Pts	Avg
at Miami (FL)	11/05/19	*	31	8	16	.500	4	6	.667	3	3	1.000	2	10	12	12.0	0	0	2	2	1	2	23	23.0
YOUNGSTOWN ST	11/10/19	*	29	10	16	.625	1	4	.250	0	0	.000	1	5	6	9.0	2	0	0	2	0	0	21	22.0
INDIANA STATE	11/13/19	*	26	5	10	.500	2	21	1.000	9	10	.900	2	3	5	7.7	3	0	2	2	0	0	21	21.7
N.C. CENTRAL	11/17/19	*	20	5	10	.500	3	6	.500	4	4	1.000	1	2	3	6.5	2	0	0	1	0	1	17	20.5
USC UPSTATE	11/20/19	*	32	11	19	.579	2	5	.400	4	6	.667	2	7	9	7.0	2	0	1	1	0	1	28	22.0
AKRON	11/24/19	*	31	6	19	.316	4	8	.500	2	2	1.000	2	6	8	7.2	4	0	2	4	0	1	18	21.3
vs Western Ky.	11/29/19	*	34	8	15	.533	4	9	.444	5	5	1.000	2	3	5	6.9	2	0	0	6	0	0	25	21.9
MICHIGAN	12/03/19	*	36	9	23	.391	1	5	.200	3	5	.600	2	10	12	7.5	2	0	1	1	1	1	22	21.9
PITTSBURGH	12/06/19	*	32	7	12	.583	2	5	.400	3	4	.750	0	6	6	7.3	2	0	2	1	1	2	19	21.6
vs Texas Tech	12/10/19	*	36	4	16	.250	1	7	.143	5	7	.714	1	8	9	7.5	2	0	3	4	0	2	14	20.8
Eastern Kentucky	12/14/19	*	31	10	14	.714	3	5	.600	3	3	1.000	3	4	7	7.5	0	0	3	0	0	2	26	21.3
MIAMI (OH)	12/18/19	*	31	7	17	.412	2	8	.250	4	7	.571	2	6	8	7.5	2	0	1	4	0	1	20	21.2
at Kentucky	12/28/19	*	39	2	10	.200	1	6	.167	3	6	.500	3	1	4	7.2	3	0	0	3	0	0	8	20.2
FLORIDA STATE	01/04/20	*	38	11	15	.733	5	6	.833	5	7	.714	7	3	10	7.4	2	0	0	4	0	0	32	21.0
MIAMI (FL)	01/07/20	*	37	6	12	.500	3	5	.600	4	4	1.000	1	11	12	7.7	3	0	4	1	0	1	19	20.9
at Notre Dame	01/11/20	*	37	7	15	.467	4	8	.500	2	2	1.000	0	4	4	7.5	0	0	1	1	0	1	20	20.8
at Pittsburgh	01/14/20	*	42	5	13	.385	2	5	.400	2	2	1.000	3	3	6	7.4	2	0	1	3	2	0	14	20.4
at Duke	01/18/20	*	33	3	12	.250	0	3	.000	0	0	.000	0	8	8	7.4	3	0	2	1	0	1	6	19.6
GEORGIA TECH	01/22/20	*	34	3	11	.273	2	4	.500	2	4	.500	3	4	7	7.4	2	0	1	2	0	1	10	19.1
CLEMSON	01/25/20	*	24	3	5	.600	1	2	.500	3	4	.750	0	5	5	7.3	4	0	2	3	1	0	10	18.7
at Boston College	01/29/20	*	38	11	20	.550	7	14	.500	8	9	.889	2	7	9	7.4	1	0	1	1	0	1	37	19.5
at NC State	02/01/20	*	34	3	13	.231	0	4	.000	8	8	1.000	1	8	9	7.5	3	0	1	1	0	0	14	19.3
WAKE FOREST	02/05/20	*	36	6	12	.500	5	8	.625	4	4	1.000	2	5	7	7.4	3	0	1	2	1	0	21	19.3
VIRGINIA	02/08/20	*	37	7	14	.500	4	8	.500	4	4	1.000	0	7	7	7.4	1	0	0	0	0	1	22	19.5
at Georgia Tech	02/12/20	*	24	1	6	.167	0	4	.000	0	0	.000	0	3	3	7.2	2	0	2	4	0	1	2	18.8

33 Jordan Nwora Statistics

Year	GP	GS	Min	Avg	FG	FGA	Pct	3FG	3FGA	Pct	FT	FTA	Pct	OReb	DReb	Reb	Avg	PF	FO	Ast	TO	Blk	Stl	Pts	Avg
2017-18	28	0	336	12.0	52	112	.464	25	57	.439	30	39	.769	15	47	62	2.2	35	0	11	23	3	17	159	5.7
2018-19	34	29	1085	31.9	198	444	.446	77	206	.374	104	136	.765	40	220	260	7.6	70	0	44	80	12	32	577	17.0
2019-20	25	25	822	32.9	158	345	.458	63	147	.429	90	110	.818	42	139	181	7.2	52	0	33	54	7	20	469	18.8
TOTAL	87	54	2243	25.8	408	901	.453	165	410	.402	224	285	.786	97	406	503	5.8	157	0	88	157	22	69	1205	13.9



33 Jordan Nwora

Games With ...	Season	Career
Double-Figure scoring	22	62
5 or more rebounds	21	57
4 or more assists	1	4
A blocked shot	6	20
A steal	16	51
A three-pointer	22	61
20+ points	13	26

his play.

■ His sister Ronni is a freshman basketball player at Georgia Tech.

■ His father Alex Nwora has been the head men's basketball coach at Erie Community College in Buffalo, N.Y. since 1999.

■ Born Sept. 9, 1998 ... Major is exercise science.

33 Jordan Nwora Season Highs

Points..... 37 vs. Boston College (1/29)
Reb. 12 (3 times, *latest*: vs. Miami (1/7))
Asst..... 4 vs. Miami (1/7)
Blocks 2 vs. Pittsburgh (1/14)
Steals 2 (4 times, *latest*: vs. Eastern Ky. (12/14))
FGM 11 (3 times, *latest*: vs. Boston College (1/29))
FGA 23 vs. Michigan (12/3)
3FGM 7 vs. Boston College (1/29)
3FGA 14 vs. Boston College (1/29)
FT 9 vs. Indiana State (11/13)
FTA 10 vs. Indiana State (11/13)

33 Jordan Nwora Career Highs

Points..... 37 vs. Boston College (1/29/20)
Reb. 14 vs. Indiana (12/8/18)
Asst..... 4 (4 times, *latest*: vs. vs. Miami (1/7/19))
Blocks 2 vs. Clemson (2/16/19), Pitt (1/14/20)
Steals 4 vs. Georgia Tech (2/8/18)
FGM 12 vs. Boston College (1/16/19)
FGA 23 vs. Michigan (12/3/19)
3FGM 7 vs. Boston College (1/29/20)
3FGA 14 vs. Boston College (1/29/20)
FT 9 vs. Indiana State (11/13/19)
FTA 10 vs. NC State (1/24/19), Ind. St. (11/13/19)

■ **Nwora Receiving 2019-20 Acclaim** — Jordan Nwora was named a first-team preseason All-American by the Associated Press, The Sporting News, CBS Sports, NBC Sports, Athlons, the Blue Ribbon Basketball Yearbook and a second team selection by Street & Smith's Basketball Yearbook. Nwora was honored as the preseason ACC Player of the Year.

Nwora is among 20 players on the preseason watch list for the 2020 NABC Division I Player of the Year powered by ShotTracker. He is one of 30 midseason players listed to watch for the 2020 Citizen Naismith Trophy Men's Player of the Year honor presented by The Atlanta Tipoff Club.

Nwora is among the late season top 20 watch list for the John Wooden Award presented by Wendy's, including the early front-runners for the Wooden Award All American Team and Most Outstanding Player Award. He is one of 40 players on the preseason watch list for the 2019-20 Lute Olson Award, presented annually to the nation's top Division I player.

Nwora is among 10 watch list members for the 2020 Julius Erving Award, presented annually by the Naismith Memorial Basketball Hall of Fame to the top small forward in the nation. Nwora is one of the 12 player watch list for the U.S. Basketball Writers Association for its initial watch list for the Oscar Robertson Trophy, presented to the men's national player of the year.



2019-20 Louisville Men's Basketball Combined Team Statistics All games

Page 1/1
as of Feb 13, 2020

Game Records

Record	Overall	Home	Away	Neutral
ALL GAMES	21-4	14-1	6-2	1-1
CONFERENCE	12-2	6-1	6-1	0-0
NON-CONFERENCE	9-2	8-0	0-1	1-1

Score by Periods

Team	1st	2nd	OT	TOT
Louisville	934	928	21	1883
Opponents	736	825	24	1585

Team Box Score

No.	Player				Total		3-Point		F-Throw		Rebounds													
		GP-GS	MIN	AVG	FG-FGA	FG%	3FG-FGA	3FG%	FT-FTA	FT%	OFF	DEF	TOT	AVG	PF	DQ	A	TO	BLK	STL	PTS	AVG		
33	NWORA, Jordan	25-25	820:29	32.8	158-345	.458	63-147	.429	90-110	.818	42	139	181	7.2	52	0	33	54	7	20	469	18.8		
23	ENOCH, Steven	25-25	519:05	20.8	100-190	.526	8-25	.320	47-62	.758	38	107	145	5.8	59	0	10	32	19	8	255	10.2		
24	SUTTON, Dwayne	25-25	782:52	31.3	74-148	.500	21-64	.328	52-74	.703	62	149	211	8.4	55	0	48	26	17	22	221	8.8		
30	MCMAHON, Ryan	25-13	611:29	24.5	65-154	.422	54-123	.439	29-31	.935	3	25	28	1.1	32	0	45	26	1	15	213	8.5		
5	WILLIAMS, Malik	21-0	397:48	18.9	58-121	.479	8-29	.276	54-82	.659	47	84	131	6.2	38	1	6	15	15	11	178	8.5		
13	JOHNSON, David	21-0	283:22	13.5	50-100	.500	4-12	.333	20-32	.625	22	30	52	2.5	36	1	44	37	5	14	124	5.9		
2	PERRY, Darius	25-25	536:03	21.4	56-135	.415	25-61	.410	10-14	.714	1	41	42	1.7	55	0	73	38	0	15	147	5.9		
0	KIMBLE, Lamarr	25-12	543:39	21.7	43-118	.364	15-43	.349	24-34	.706	6	33	39	1.6	37	0	74	38	3	18	125	5.0		
10	WILLIAMSON, Samuel	25-0	400:25	16.0	45-93	.484	8-22	.364	15-23	.652	23	44	67	2.7	43	0	16	31	4	8	113	4.5		
11	SLAZINSKI, Quinn	11-0	33:41	3.1	2-6	.333	2-4	.500	6-8	.750	2	6	8	0.7	3	0	3	3	0	0	12	1.1		
22	IGIEHON, Aidan	13-0	61:25	4.7	5-8	.625	0-0	.000	3-8	.375	2	15	17	1.3	12	0	0	4	2	0	13	1.0		
20	NICKELBERRY, Josh	14-0	53:59	3.9	2-9	.222	2-7	.286	6-6	1.000	1	2	3	0.2	3	0	1	1	0	0	12	0.9		
1	ODDO, Keith	4-0	04:27	1.1	0-0	.000	0-0	.000	1-2	.500	0	0	0	0.0	3	0	0	0	0	0	1	0.3		
12	ORBAUGH, Hogan	1-0	00:38	0.6	0-0	.000	0-0	.000	0-0	.000	0	0	0	0.0	0	0	0	0	0	0	0	0.0		
4	WILLIAMS, Grant	1-0	00:38	0.6	0-0	.000	0-0	.000	0-0	.000	0	0	0	0.0	0	0	0	0	0	0	0	0.0		
Team											21	29	50				6							
Total		25	5050		658-1427	.461	210-537	.391	357-486	.735	270	704	974	39.0	428	2	353	311	73	131	1883	75.3		
Opponents		25	5050		555-1459	.380	178-596	.299	297-412	.721	251	558	809	32.4	444	12	265	291	78	152	1585	63.4		

Team Statistics

	LOU	OPP
Scoring	1883	1585
Points per game	75.3	63.4
Scoring margin	+11.9	-
Field goals-att	658-1427	555-1459
Field goal pct	.461	.380
3 point fg-att	210-537	178-596
3-point FG pct	.391	.299
3-pt FG made per game	8.4	7.1
Free throws-att	357-486	297-412
Free throw pct	.735	.721
F-Throws made per game	14.3	11.9
Rebounds	974	809
Rebounds per game	39.0	32.4
Rebounding margin	+6.6	-
Assists	353	265
Assists per game	14.1	10.6
Turnovers	311	291
Turnovers per game	12.4	11.6
Turnover margin	-0.8	-
Assist/turnover ratio	1.1	0.9
Steals	131	152
Steals per game	5.2	6.1
Blocks	73	78
Blocks per game	2.9	3.1
Winning streak	0	-
Home win streak	5	-
Attendance	244235	84721
Home games-Avg/Game	15-16282	8-10590
Neutral site-Avg/Game	-	2-11904

Team Results

Date	Opponent		Score	Att.
11/05/2019	at Miami (FL)	W	87-74	7576
11/10/2019	Youngstown St.	W	78-55	14761
11/13/2019	Indiana St.	W	91-62	14808
11/17/2019	N.C. Central	W	87-58	14874
11/20/2019	USC Upstate	W	76-50	14410
11/24/2019	Akron	W	82-76	14889
11/29/2019	vs Western Ky.	W	71-54	12863
12/03/2019	Michigan	W	58-43	21674
12/06/2019	Pittsburgh	W	64-46	17249
12/10/2019	vs Texas Tech	L	57-70	10945
12/14/2019	Eastern Ky.	W	99-67	16185
12/18/2019	Miami (OH)	W	70-46	15444
12/28/2019	at Kentucky	Lot	70-78	20437
01/04/2020	Florida St.	L	65-78	17786
01/07/2020	Miami (FL)	W	74-58	14980
01/11/2020	at Notre Dame	W	67-64	8404
01/14/2020	at Pittsburgh	Wot	73-68	9221
01/18/2020	at Duke	W	79-73	9314
01/22/2020	Georgia Tech	W	68-64	15001
01/25/2020	Clemson	W	80-62	17654
01/29/2020	at Boston College	W	86-69	5771
02/01/2020	at NC State	W	77-57	18197
02/05/2020	Wake Forest	W	86-76	15270
02/08/2020	Virginia	W	80-73	19250
02/12/2020	at Georgia Tech	L	58-64	5801



2019-20 Louisville Men's Basketball Combined Team Statistics In Conference games

Page 1/1
as of Feb 13, 2020

Game Records

Record	Overall	Home	Away	Neutral
ALL GAMES	12-2	6-1	6-1	0-0
CONFERENCE	12-2	6-1	6-1	0-0
NON-CONFERENCE	0-0	0-0	0-0	0-0

Score by Periods

Team	1st	2nd	OT	TOT
Louisville	530	502	12	1044
Opponents	445	474	7	926

Team Box Score

No.	Player				Total		3-Point		F-Throw		Rebounds											
		GP-GS	MIN	AVG	FG-FGA	FG%	3FG-FGA	3FG%	FT-FTA	FT%	OFF	DEF	TOT	AVG	PF	DQ	A	TO	BLK	STL	PTS	AVG
33	NWORA, Jordan	14-14	475:51	34.0	81-176	.460	39-82	.476	48-55	.873	21	84	105	7.5	28	0	20	26	6	11	249	17.8
5	WILLIAMS, Malik	13-0	266:49	20.5	39-83	.470	6-20	.300	37-53	.698	30	50	80	6.2	24	1	3	10	13	4	121	9.3
23	ENOCH, Steven	14-14	271:47	19.4	46-91	.505	4-8	.500	26-34	.765	19	48	67	4.8	35	0	5	15	8	6	122	8.7
30	MCMAHON, Ryan	14-2	289:43	20.7	38-81	.469	29-64	.453	13-13	1.000	2	13	15	1.1	14	0	18	12	0	9	118	8.4
24	SUTTON, Dwayne	14-14	419:58	30.0	37-82	.451	11-38	.289	33-48	.688	26	81	107	7.6	34	0	29	13	11	12	118	8.4
13	JOHNSON, David	13-0	225:16	17.3	39-82	.476	2-7	.286	18-27	.667	20	22	42	3.2	27	1	40	32	4	14	98	7.5
2	PERRY, Darius	14-14	274:50	19.6	28-77	.364	17-38	.447	5-7	.714	0	20	20	1.4	26	0	24	15	0	6	78	5.6
0	KIMBLE, Lamarr	14-12	330:09	23.6	26-73	.356	11-29	.379	8-14	.571	4	20	24	1.7	23	0	39	27	2	10	71	5.1
10	WILLIAMSON, Samuel	14-0	232:23	16.6	25-46	.543	7-13	.538	7-12	.583	14	19	33	2.4	25	0	10	20	1	6	64	4.6
22	IGIEHON, Aidan	4-0	15:00	3.8	0-2	.000	0-0	.000	2-2	1.000	0	0	0	0.0	3	0	0	2	1	0	2	0.5
20	NICKELBERRY, Josh	6-0	13:59	2.3	1-1	1.000	1-1	1.000	0-0	.000	0	0	0	0.0	1	0	0	0	0	0	3	0.5
11	SLAZINSKI, Quinn	3-0	08:47	2.9	0-2	.000	0-0	.000	0-0	.000	0	1	1	0.3	2	0	1	0	0	0	0	0.0
1	ODDO, Keith	1-0	00:30	0.5	0-0	.000	0-0	.000	0-0	.000	0	0	0	0.0	0	0	0	0	0	0	0	0.0
Team											14	19	33					4				
Total		14	2825		360-796	.452	127-300	.423	197-265	.743	150	377	527	37.6	242	2	189	176	46	78	1044	74.6
Opponents		14	2825		329-810	.406	106-325	.326	162-231	.701	136	315	451	32.2	247	9	158	167	56	91	926	66.1

Team Statistics

	LOU	OPP
Scoring	1044	926
Points per game	74.6	66.1
Scoring margin	+8.4	-
Field goals-att	360-796	329-810
Field goal pct	.452	.406
3 point fg-att	127-300	106-325
3-point FG pct	.423	.326
3-pt FG made per game	9.1	7.6
Free throws-att	197-265	162-231
Free throw pct	.743	.701
F-Throws made per game	14.1	11.6
Rebounds	527	451
Rebounds per game	37.6	32.2
Rebounding margin	+5.4	-
Assists	189	158
Assists per game	13.5	11.3
Turnovers	176	167
Turnovers per game	12.6	11.9
Turnover margin	-0.6	-
Assist/turnover ratio	1.1	0.9
Steals	78	91
Steals per game	5.6	6.5
Blocks	46	56
Blocks per game	3.3	4.0
Winning streak	0	-
Home win streak	5	-
Attendance	117190	64284
Home games-Avg/Game	7-16741	7-9183
Neutral site-Avg/Game	-	0-0

Team Results

Date	Opponent		Score	Att.
11/05/2019	at Miami (FL)	W	87-74	7576
12/06/2019	Pittsburgh	W	64-46	17249
01/04/2020	Florida St.	L	65-78	17786
01/07/2020	Miami (FL)	W	74-58	14980
01/11/2020	at Notre Dame	W	67-64	8404
01/14/2020	at Pittsburgh	Wot	73-68	9221
01/18/2020	at Duke	W	79-73	9314
01/22/2020	Georgia Tech	W	68-64	15001
01/25/2020	Clemson	W	80-62	17654
01/29/2020	at Boston College	W	86-69	5771
02/01/2020	at NC State	W	77-57	18197
02/05/2020	Wake Forest	W	86-76	15270
02/08/2020	Virginia	W	80-73	19250
02/12/2020	at Georgia Tech	L	58-64	5801

2019-20 Louisville Men's Basketball Game-by-Game Individual Highs

Game-by-Game Individual Highs

Opponent	Date	Score	Margin	Points	Rebounds	Assists	Steals	Blocked shots
at Miami (Fla.) *	11/5/19	87-74	+13	23 Jordan Nwora	12 Steven Enoch	4 Darius Perry	2 Fresh Kimble 2 Ryan McMahon 2 Jordan Nwora 2 Dwayne Sutton	1 Steven Enoch 1 Aidan Igiehon 1 Fresh Kimble 1 Jordan Nwora
YOUNGSTOWN STATE +	11/10/19	78-55	+23	21 Jordan Nwora	14 Steven Enoch	12 Darius Perry	2 Dwayne Sutton	3 Steven Enoch
INDIANA STATE	11/13/19	91-62	+29	21 Jordan Nwora	10 Steven Enoch 10 Dwayne Sutton	4 Samuel Williamson	1 Dwayne Sutton 1 Lamarr Kimble 1 Samuel Williamson	2 Steven Enoch
N CAROLINA CENTRAL +	11/17/19	87-58	+29	17 Jordan Nwora	7 Aidan Igiehon	7 Darius Perry	2 Ryan McMahon	1 Dwayne Sutton 1 Aidan Igiehon
USC UPSTATE +	11/20/19	76-50	+26	28 Jordan Nwora	15 Dwayne Sutton	9 Darius Perry	1 by six players	1 Steven Enoch
AKRON +	11/24/19	82-76	+6	18 Jordan Nwora	14 Dwayne Sutton	3 Darius Perry	2 Dwayne Sutton 2 Malik Williams	2 Steven Enoch
Western Kentucky #	11/29/19	71-54	+17	25 Jordan Nwora	9 Malik Williams	4 Fresh Kimble	2 Darius Perry	1 Samuel Williamson
MICHIGAN @	12/3/19	58-43	+15	22 Jordan Nwora	12 Jordan Nwora	3 Fresh Kimble	2 Fresh Kimble	1 Steven Enoch 1 Jordan Nwora 1 Dwayne Sutton
PITTSBURGH *	12/6/19	64-46	+18	19 Jordan Nwora	11 Malik Williams	5 Darius Perry 5 Dwayne Sutton	2 Jordan Nwora	1 Jordan Nwora 1 Dwayne Sutton
Texas Tech	12/10/19	57-70	-13	14 Jordan Nwora	9 Dwayne Sutton 9 Jordan Nwora	3 Dwayne Sutton 3 Jordan Nwora	2 Jordan Nwora 2 Fresh Kimble	1 Steven Enoch 1 Malik Williams
EASTERN KENTUCKY	12/14/19	99-67	+32	26 Jordan Nwora	7 Jordan Nwora 7 Steven Enoch	6 Ryan McMahon	2 Jordan Nwora 2 Dwayne Sutton	1 Steven Enoch 1 Fresh Kimble
MIAMI (OHIO)	12/18/19	70-46	+24	20 Jordan Nwora	15 Dwayne Sutton	5 Darius Perry	1 Jordan Nwora 1 Darius Perry	3 Dwayne Sutton
at Kentucky	12/28/19	70-78/OT	-8	18 Steven Enoch	10 Dwayne Sutton	4 Ryan McMahon 4 Fresh Kimble	2 Fresh Kimble	none
FLORIDA STATE *	1/4/20	65-78	-13	32 Jordan Nwora	9 Jordan Nwora	4 Dwayne Sutton	1 by five players	1 by five players
MIAMI (Fla.) *	1/7/20	74-58	+16	19 Jordan Nwora	13 Dwayne Sutton	4 Jordan Nwora	1 Dwayne Sutton 1 Jordan Nwora	2 Dwayne Sutton 2 Malik Williams
at Notre Dame *	1/11/20	67-64	+3	20 Jordan Nwora	14 Dwayne Sutton	4 Fresh Kimble	3 Steven Enoch	1 Dwayne Sutton
at Pittsburgh *	1/14/20	73-68/OT	+5	14 Jordan Nwora	9 Dwayne Sutton	6 Fresh Kimble	1 Steven Enoch 1 Fresh Kimble	2 Dwayne Sutton 2 Jordan Nwora
at Duke *	1/18/20	79-73	+6	19 David Johnson	8 Jordan Nwora	7 David Johnson	3 Fresh Kimble 3 David Johnson	2 David Johnson
GEORGIA TECH *	1/22/20	68-64	+4	13 Steven Enoch 13 Malik Williams	7 Jordan Nwora	3 Fresh Kimble 3 Dwayne Sutton	3 David Johnson	3 Malik Williams
CLEMSON *	1/25/20	80-62	+18	19 Darius Perry	11 Dwayne Sutton	6 David Johnson	2 Ryan McMahon	1 Jordan Nwora
at Boston College *	1/29/20	86-69	+17	37 Jordan Nwora	13 Malik Williams	4 David Johnson	3 David Johnson	3 Malik Williams
at NC State *	2/1/20	77-57	+20	23 Ryan McMahon	9 Jordan Nwora 9 Steven Enoch	5 Fresh Kimble	1 David Johnson	none
WAKE FOREST *	2/5/20	86-76	+10	21 Jordan Nwora	11 Dwayne Sutton	4 Fresh Kimble 4 Dwayne Sutton	1 Dwayne Sutton 1 Ryan McMahon 1 Malik Williams 1 David Johnson	1 Steven Enoch 1 Jordan Nwora 1 Malik Williams
VIRGINIA *	2/8/20	80-73	+7	22 Jordan Nwora	7 Jordan Nwora	5 David Johnson	1 Dwayne Sutton 1 Jordan Nwora 1 David Johnson	1 Dwayne Sutton
at Georgia Tech *	2/12/20	58-64	-6	16 Malik Williams 16 David Johnson	10 Dwayne Sutton	2 Jordan Nwora 2 Fresh Kimble 2 David Johnson	2 Dwayne Sutton 2 Fresh Kimble	1 by four players

Upcoming Games:

at Clemson *	2/15/20
SYRACUSE *	2/19/20
NORTH CAROLINA *	2/22/20
at Florida State *	2/24/20
VIRGINIA TECH *	3/1/20
at Virginia *	3/7/20
ACC Tournament	3/10-14/20

* Atlantic Coast Conference game

+ Global Sports Shootout, Louisville, Ky.

played in Bridgestone Arena, Nashville, Tenn.

@ Big 10/ACC Challenge, Louisville, Ky.

~ Jimmy V Classic, Madison Square Garden, N.Y., N.Y.

2019-20 Louisville Men's Basketball Game-by-Game Team Statistics

Teams	FG-FGA	Pct	3Pt-Att	Pct	FT-FTA	Pct	O	D	Reb	PF-D	Asst	TO	Blk	Stl	1H	2H	OT	TOT
Miami LOUISVILLE	30-69	.435	10-24	.417	4-11	.364	13	22	35	13-0	12	10	4	6	26	48		74
	34-63	.531	9-19	.474	10-14	.714	10	30	40	17-0	14	13	4	8	45	42		87
Youngstown State LOUISVILLE	21-67	.313	5-27	.185	8-16	.500	19	27	46	13-0	5	11	1	4	31	24		55
	33-65	.508	7-22	.318	5-6	.833	6	32	38	11-0	22	6	5	3	38	40		78
Indiana State LOUISVILLE	19-56	.339	10-26	.385	14-17	.824	8	13	21	10-0	10	11	1	7	26	36		62
	31-53	.585	9-17	.529	20-25	.800	11	31	42	20-0	16	15	3	3	47	44		91
North Carolina Central LOUISVILLE	19-57	.333	6-26	.231	14-25	.560	15	13	28	22-0	9	10	0	5	19	39		58
	30-45	.667	10-21	.476	17-25	.680	5	26	31	22-0	20	11	2	3	43	44		87
USC Upstate LOUISVILLE	16-49	.327	9-24	.375	9-11	.818	5	17	22	12-0	8	12	0	7	28	22		50
	29-57	.509	9-21	.429	9-12	.750	11	29	40	11-0	22	11	1	6	34	42		76
Akron LOUISVILLE	27-67	.403	9-30	.300	13-15	.867	9	27	36	22-1	13	11	2	5	31	45		76
	26-62	.419	9-25	.360	21-30	.700	15	33	48	20-0	11	14	2	6	47	35		82
Western Kentucky LOUISVILLE	20-54	.370	1-17	.059	13-14	.929	8	17	25	15-0	6	11	5	5	23	31		54
	23-52	.442	7-22	.318	18-20	.900	12	27	39	15-0	10	14	1	6	37	34		71
Michigan LOUISVILLE	15-58	.259	3-19	.158	10-15	.667	9	32	41	14-0	6	10	3	4	18	25		43
	22-60	.367	4-19	.211	10-18	.556	11	37	48	16-0	8	8	4	6	28	30		58
Pittsburgh LOUISVILLE	20-53	.377	3-12	.250	3-6	.500	9	20	29	17-2	10	12	1	5	21	25		46
	23-49	.469	11-26	.423	7-10	.700	8	25	33	12-0	17	13	2	3	35	29		64
Texas Tech LOUISVILLE	23-58	.397	7-27	.259	17-11	.773	7	33	40	18-0	15	14	4	8	31	39		70
	18-53	.340	3-17	.176	18-25	.720	7	31	38	20-0	10	19	2	6	28	29		57
Eastern Kentucky LOUISVILLE	23-63	.365	9-27	.333	12-15	.800	16	8	24	20-1	12	14	0	8	32	35		67
	34-54	.630	9-19	.474	22-23	.957	12	23	35	14-0	22	16	2	7	50	49		99
Miami (Ohio) LOUISVILLE	18-66	.273	6-33	.182	4-6	.667	10	30	40	19-0	11	9	1	3	20	26		46
	25-63	.397	9-27	.333	11-17	.647	14	40	54	13-0	11	10	5	2	28	42		70
Kentucky LOUISVILLE	25-54	.463	7-15	.467	21-25	.840	9	26	35	22-1	12	11	5	5	32	29	17	78
	27-67	.403	7-27	.259	9-20	.450	16	18	34	25-0	12	11	0	5	24	37	9	70
Florida State LOUISVILLE	32-58	.562	11-23	.478	3-5	.600	9	22	31	15-0	15	13	6	6	39	39		78
	24-62	.387	8-19	.421	9-14	.643	19	18	37	13-0	12	16	5	5	32	33		65
Miami LOUISVILLE	17-61	.279	8-31	.258	16-19	.842	7	30	37	16-0	5	5	2	5	32	26		58
	28-62	.452	6-15	.400	12-18	.667	9	39	48	16-0	13	7	6	2	43	31		74
Notre Dame LOUISVILLE	26-66	.394	10-30	.333	2-3	.667	12	27	39	9-0	17	11	6	7	24	40		64
	26-62	.419	9-20	.450	6-8	.750	9	29	38	13-0	13	10	1	8	36	31		67
Pittsburgh LOUISVILLE	21-56	.375	7-19	.368	19-26	.731	12	27	39	22-2	11	16	8	8	31	30	7	68
	23-60	.383	12-25	.480	15-22	.682	12	25	37	21-0	14	14	5	2	28	33	12	73
Duke LOUISVILLE	23-62	.371	6-25	.240	21-29	.724	14	24	38	18-1	11	16	13	6	32	41		73
	29-60	.483	7-15	.500	14-17	.824	8	30	38	23-0	16	17	13	6	42	37		79
Georgia Tech LOUISVILLE	22-48	.458	5-17	.294	15-20	.750	9	25	34	18-2	11	17	4	4	38	26		64
	24-58	.414	6-20	.300	14-23	.609	14	19	33	17-0	12	10	3	9	32	36		68
Clemson LOUISVILLE	21-61	.344	11-38	.289	9-12	.750	9	20	29	19-0	11	9	4	5	26	36		62
	26-54	.481	10-21	.476	18-22	.818	10	31	41	15-0	16	12	1	5	47	33		80
Boston College LOUISVILLE	24-60	.400	7-22	.318	14-22	.636	11	18	29	22-0	8	10	1	7	43	26		69
	27-56	.482	12-27	.444	20-27	.741	14	29	43	18-0	14	13	5	8	45	41		86
NC State LOUISVILLE	20-61	.328	5-23	.217	12-17	.706	11	19	30	15-0	6	11	7	4	26	31		57
	28-55	.509	11-20	.550	10-11	.909	8	31	39	18-0	12	18	1	0	41	36		77
Wake Forest LOUISVILLE	27-60	.450	8-25	.320	14-19	.737	10	22	32	11-1	15	12	1	6	46	30		76
	24-50	.480	14-28	.500	24-31	.774	7	25	32	20-0	17	11	3	4	34	52		86
Virginia LOUISVILLE	26-49	.531	11-22	.500	10-14	.714	3	16	19	20-0	14	7	5	3	30	43		73
	25-49	.510	9-22	.409	21-24	.875	8	23	31	12-0	9	6	1	3	44	36		80
Georgia Tech LOUISVILLE	20-46	.435	4-14	.286	20-28	.714	7	23	30	22-1	12	18	4	9	31	33		64
	19-56	.339	3-24	.125	17-24	.708	14	23	37	27-2	10	16	4	7	26	32		58

2019-20 Louisville Men's Basketball Individual Points-Rebounds-Assists

Opponent	Date	Score		0	1	2	4	5	10	11	12	13	20	22
				KIMBLE,LAM	ODDO,KEITH	PERRY,DARI	WILLIAMS,G	WILLIAMS,M	WILLIAMSON	SLAZINSKI,	ORBAUGH,HO	JOHNSON,DA	NICKELBERR	IGIEHON,AI
at Miami	11/05/2019	87-74	W	6-0-3	DNP	2-3-4	DNP	DNP	13-5-1	0-1-1	DNP	DNP	0-0-0	0-0-0
YSU	11/10/2019	78-55	W	0-0-5	0-0-0	10-5-12	DNP	DNP	6-5-2	6-1-0	DNP	DNP	0-0-0	0-1-0
ISU	11/13/2019	91-62	W	13-4-3	0-0-0	7-1-3	0-0-0	DNP	15-5-4	2-2-1	0-0-0	DNP	2-1-0	4-3-0
NCCU	11/17/2019	87-58	W	8-3-5	1-0-0	11-2-7	DNP	DNP	9-3-0	0-2-1	DNP	DNP	3-0-0	3-7-0
USCU	11/20/2019	76-50	W	2-0-5	DNP	3-1-9	DNP	3-3-0	4-1-0	0-1-0	DNP	4-1-0	0-1-1	2-1-0
UA	11/24/2019	82-76	W	3-1-2	DNP	8-2-3	DNP	6-7-0	1-6-0	DNP	DNP	9-3-1	DNP	DNP
vs WestKy	11/29/2019	71-54	W	4-2-4	DNP	6-2-2	DNP	8-9-1	2-4-0	0-0-0	DNP	0-1-1	2-1-0	0-1-0
Mich	12/03/2019	58-43	W	5-3-3	DNP	4-0-2	DNP	2-3-0	4-4-0	0-0-0	DNP	0-0-0	0-0-0	0-0-0
Pitt	12/06/2019	64-46	W	3-0-1	0-0-0	3-2-5	DNP	13-11-1	5-3-1	0-0-0	DNP	0-0-0	0-0-0	0-0-0
vs TTU	12/10/2019	57-70	L	4-0-2	DNP	2-1-0	DNP	9-5-0	2-2-0	DNP	DNP	4-1-0	DNP	0-1-0
EKU	12/14/2019	99-67	W	0-0-2	DNP	5-2-3	DNP	11-6-2	3-2-0	4-0-0	DNP	5-2-2	2-0-0	2-3-0
Miami	12/18/2019	70-46	W	3-2-0	DNP	8-3-5	DNP	9-11-0	3-2-0	0-1-0	DNP	4-2-0	0-0-0	0-0-0
at UK	12/28/2019	70-78	Lot	12-0-4	DNP	5-3-3	DNP	9-7-0	0-0-0	DNP	DNP	0-0-0	DNP	DNP
FSU	01/04/2020	65-78	L	6-2-3	DNP	6-3-0	DNP	2-2-0	0-1-0	DNP	DNP	4-6-3	0-0-0	0-0-0
Miami	01/07/2020	74-58	W	0-2-0	DNP	10-2-3	DNP	10-6-1	6-1-0	DNP	DNP	2-0-0	DNP	DNP
at ND	01/11/2020	67-64	W	6-0-4	DNP	1-0-1	DNP	6-5-0	0-3-0	DNP	DNP	5-3-2	DNP	DNP
at Pitt	01/14/2020	73-68	Wot	6-2-6	DNP	3-0-1	DNP	9-8-0	3-0-0	DNP	DNP	11-3-4	DNP	DNP
at Duke	01/18/2020	79-73	W	8-3-3	DNP	3-0-1	DNP	12-7-0	5-4-0	DNP	DNP	19-4-7	DNP	DNP
GaTech	01/22/2020	68-64	W	5-2-3	DNP	5-2-2	DNP	13-6-0	5-3-1	DNP	DNP	10-1-1	0-0-0	DNP
Clem	01/25/2020	80-62	W	0-1-1	DNP	19-5-1	DNP	5-6-0	14-1-1	0-0-0	DNP	8-5-6	0-0-0	2-0-0
at BC	01/29/2020	86-69	W	0-1-2	DNP	14-0-2	DNP	3-13-0	5-4-0	DNP	DNP	6-8-6	DNP	DNP
at NCSU	02/01/2020	77-57	W	10-4-5	DNP	2-1-0	DNP	8-1-0	1-2-3	DNP	DNP	8-1-2	3-0-0	DNP
Wake	02/05/2020	86-76	W	14-4-4	DNP	0-1-2	DNP	11-1-1	0-1-2	DNP	DNP	2-3-2	DNP	DNP
UVa	02/08/2020	80-73	W	5-1-2	DNP	9-1-1	DNP	13-6-0	2-2-0	DNP	DNP	7-3-5	DNP	DNP
at GaTech	02/12/2020	58-64	L	2-2-2	DNP	1-0-1	DNP	16-8-0	5-3-1	DNP	DNP	16-5-2	DNP	DNP

Opponent	Date	Score		23	24	30	33
				ENOCH,STEVE	SUTTON,DWA	MCMAHON,RY	NWORA,JORD
at Miami	11/05/2019	87-74	W	11-12-0	16-5-1	16-0-2	23-12-2
YSU	11/10/2019	78-55	W	17-14-0	2-3-1	16-3-2	21-6-0
ISU	11/13/2019	91-62	W	4-10-0	14-10-1	9-1-2	21-5-2
NCCU	11/17/2019	87-58	W	15-5-2	12-5-1	8-0-4	17-3-0
USCU	11/20/2019	76-50	W	6-6-0	9-15-4	15-0-2	28-9-1
UA	11/24/2019	82-76	W	17-5-0	10-14-1	10-0-2	18-8-2
vs WestKy	11/29/2019	71-54	W	6-3-1	15-7-0	3-2-1	25-5-0
Mich	12/03/2019	58-43	W	13-10-0	4-11-0	4-1-2	22-12-1
Pitt	12/06/2019	64-46	W	7-2-0	3-5-5	11-3-2	19-6-2
vs TTU	12/10/2019	57-70	L	10-6-0	4-9-3	8-2-2	14-9-3
EKU	12/14/2019	99-67	W	23-7-1	11-5-3	7-1-6	26-7-3
Miami	12/18/2019	70-46	W	4-7-1	8-15-4	11-2-0	20-8-1
at UK	12/28/2019	70-78	Lot	18-5-0	14-10-1	4-1-4	8-4-0
FSU	01/04/2020	65-78	L	10-4-1	3-5-4	2-0-1	32-10-0
Miami	01/07/2020	74-58	W	12-10-1	9-13-3	6-1-1	19-12-4
at ND	01/11/2020	67-64	W	2-5-1	10-14-3	17-2-1	20-4-1
at Pitt	01/14/2020	73-68	Wot	8-4-0	13-9-0	6-1-2	14-6-1
at Duke	01/18/2020	79-73	W	10-2-0	13-5-2	3-1-1	6-8-2
GaTech	01/22/2020	68-64	W	13-3-0	3-6-3	4-1-1	10-7-1
Clem	01/25/2020	80-62	W	11-7-1	8-11-3	3-0-1	10-5-2
at BC	01/29/2020	86-69	W	6-3-0	10-3-0	5-0-3	37-9-1
at NCSU	02/01/2020	77-57	W	4-9-0	4-4-0	23-2-1	14-9-1
Wake	02/05/2020	86-76	W	11-2-0	15-11-4	12-2-1	21-7-1
UVa	02/08/2020	80-73	W	13-2-0	2-6-1	7-1-0	22-7-0
at GaTech	02/12/2020	58-64	L	4-2-1	9-10-0	3-1-1	2-3-2

Specialty Stats Game-by-Game (UL/Opp)

Opponent	Date	Paint	Off TO	2nd Chnc	Fast Brk	Bench	Opponent	Date	Paint	Off TO	2nd Chnc	Fast Brk	Bench
Miami	11/5/19	42/28	18/13	16/11	13/6	19/20	Florida State	1/4/20	24/28	19/18	19/7	2/6	8/32
Youngstown State	11/10/19	34/28	13/4	4/25	13/0	12/20	Miami	1/7/20	42/12	6/7	13/12	6/2	24/6
Indiana State	11/13/19	32/12	16/18	16/7	3/5	36/20	Notre Dame	1/11/20	28/24	11/2	8/11	6/5	28/16
North Carolina Central	11/17/19	32/24	9/11	8/15	6/2	24/11	Pittsburgh	1/14/20	20/18	14/11	10/9	5/8	29/9
USC Upstate	11/20/19	36/10	10/10	11/5	13/0	15/19	at Duke	1/18/20	44/30	22/21	6/14	23/25	39/5
Akron	11/24/19	30/32	13/19	13/7	9/0	19/28	Georgia Tech	1/22/20	32/30	13/7	15/9	6/7	32/0
Western Kentucky	11/29/19	26/26	11/18	16/6	6/9	16/12	Clemson	1/25/20	28/12	10/11	14/7	8/0	32/28
Michigan	12/3/19	22/16	9/7	12/4	7/2	11/6	Boston College	1/29/20	22/26	4/17	13/16	9/5	19/11
Pittsburgh	12/6/19	24/22	14/12	10/8	4/4	21/5	NC State	2/1/20	28/18	5/13	9/13	14/5	43/5
Texas Tech	12/10/19	22/20	11/18	13/10	8/11	19/15	Wake Forest	2/5/20	18/22	16/9	7/11	7/2	25/18
Eastern Kentucky	12/14/19	42/18	34/18	14/8	12/0	27/20	Virginia	2/8/20	26/18	8/6	15/4	0/0	29/2
Miami (Ohio)	12/18/19	26/16	5/11	13/8	7/2	19/24	Georgia Tech	2/12/20	28/26	14/14	11/10	14/2	40/2
Kentucky	12/28/19	36/22	15/17	14/8	4/20	21/24							

2019-20 Louisville Men's Basketball Team Superlatives

Louisville High	Louisville Low	Statistical Category	Opponent High	Opponent Low
99 vs. Eastern Ky. (12/14)	57 vs. Texas Tech (12/10)	Points	78 by Kentucky (12/28) by Florida State (1/4)	43 by Michigan (12/3)
50 vs. Eastern Ky. (12/14)	24 vs. Kentucky (12/28)	First Half Points	46 by Wake Forest (2/5)	18 by Michigan (12/3)
52 vs. Wake Forest (2/5)	29 vs. Pitt (12/6), Texas Tech	Second Half Points	48 by Miami (11/5)	22 by USC Upstate (11/20)
34 vs. Miami (11/5), ECU (12/14)	18 vs. Texas Tech (12/10)	Field Goals	32 by Florida State (1/4)	15 by Michigan (12/3)
67 vs. Kentucky (12/28)	45 vs. N.C. Central (11/17)	Field Goal Attempts	69 by Miami (11/5)	48 by Georgia Tech (1/22)
.667 vs. N.C. Central (11/17)	.340 vs. Texas Tech (12/10)	FG Percentage	.562 by Florida State (1/4)	.259 by Michigan (12/3)
14 vs. Wake Forest (2/5)	3 vs. Texas Tech (12/10) vs. Georgia Tech (2/12)	3-Point Field Goals	11 three times <i>latest:</i> by Virginia (2/8)	1 by Western Ky. (11/29)
28 vs. Wake Forest (2/5)	14 vs. Duke (1/18)	3-Point Field Goal Att.	38 by Clemson (1/25)	12 by Pittsburgh (12/6)
.550 vs. NC State (2/1)	.125 vs. Georgia Tech (2/12)	3-Point FG Percentage	.500 by Virginia (2/8)	.059 by Western Ky. (11/29)
24 vs. Wake Forest (2/5)	5 vs. Youngstown St. (11/10)	Free Throws	21 by Kentucky, Duke (1/18)	2 by Notre Dame (1/11)
31 vs. Wake Forest (2/5)	6 vs. Youngstown St. (11/10)	Free Throw Attempts	29 by Duke (1/18)	3 by Notre Dame (1/11)
.957 vs. Eastern Ky. (12/14)	.450 vs. Kentucky (12/28)	Free Throw Percentage	.929 by Western Ky. (11/29)	.364 by Miami (11/5)
19 vs. Florida State (1/4)	5 vs. N.C. Central (11/17)	Offensive Rebounds	19 by Youngstown St. (11/10)	3 by Virginia (2/8)
40 vs. Miami (Ohio) (12/18)	18 vs. Kentucky, Florida St. (1/4)	Defensive Rebounds	33 by Texas Tech (12/10)	8 by Eastern Ky. (12/14)
54 vs. Miami (Ohio) (12/18)	31 vs. N.C. Central, Virginia (2/8)	Total Rebounds	46 by Youngstown St. (11/10)	19 by Virginia (2/8)
27 vs. Georgia Tech (2/12)	11 vs. Youngstown St. (11/10) vs. USC Upstate (11/20)	Fouls	22 seven times <i>latest:</i> by Georgia Tech (2/12)	9 by Notre Dame (1/11)
22 three times <i>latest:</i> vs. Eastern Ky. (12/14)	8 vs. Michigan (12/3)	Assists	17 by Notre Dame (1/11)	5 by Youngstown St. (11/10) by Miami (1/7)
19 vs. Texas Tech (12/10)	6 vs. Youngstown St., Virginia (2/8)	Turnovers	17 by Georgia Tech (1/22)	5 by Miami (1/7)
6 vs. Miami (1/7)	0 vs. Kentucky (12/28) vs. NC State (2/1)	Blocked Shots	8 by Pittsburgh (1/14)	0 three times <i>latest:</i> by Eastern Ky. (12/14)
13 vs. Duke (1/18)	1 vs. NC State (2/1)	Steals	13 by Duke (1/18)	3 by Miami (Ohio) (12/18) by Virginia (2/8)

2019-20 Louisville Men's Basketball Individual Superlatives

	Louisville	Opponent
Points	37 by Jordan Nwora vs. Boston College (1/29)	27 by Tyrese Maxey, Kentucky (12/28) by Tomas Woldetensae, Virginia (2/8)
Field Goals Made	11 by Jordan Nwora 3 times <i>latest:</i> vs. Boston College (1/29)	10 by Tomas Woldetensae, Virginia (2/8)
Field Goals Attempted	23 by Jordan Nwora vs. Michigan (12/3)	22 by Trey McGowens, Pittsburgh (1/14)
Highest FG Pct. (min. 5 made)	.900 (9-10) by Steven Enoch vs. Eastern Ky. (12/14)	.818 (9-11) by Trent Forrest, Florida State (1/4)
3-Point Field Goals Made	7 by Jordan Nwora vs. Boston College (1/29) by Ryan McMahon vs. NC State (2/1)	7 by Tomas Woldetensae, Virginia (2/8)
3-Point Field Goals Attempted	14 by Jordan Nwora vs. Boston College (1/29)	11 by DJ Vasiljevic, Miami (1/7)
3-Point FG Pct. (min. 3 made)	.833 (5-6) by Jordan Nwora vs. Florida State (1/4) (5-6) by Darius Perry vs. Clemson (1/25)	.800 (4-5) by Tyrese Maxey, Kentucky (12/28)
Free Throws Made	9 by Jordan Nwora vs. Indiana St. (11/13)	9 by Cassius Stanley, Duke (1/18)
Free Throws Attempted	12 by Malik William vs. Georgia Tech (1/22)	10 three times <i>latest:</i> by Olivier Sarr, Wake Forest (2/5)
Free Throw Pct. (min. 8 made)	.900 (9-10) by Jordan Nwora vs. Indiana St. (11/13)	1.000 3 times <i>latest:</i> (8-8) by Chris Lykes, Miami (1/7)
Offensive Rebounds	7 by Dwayne Sutton vs. USC Upstate (11/20), Akron (11/24) by Jordan Nwora vs. Florida State (1/4)	6 by Nick Richards, Kentucky (12/28)
Defensive Rebounds	13 by Dwayne Sutton vs. Miami (1/7)	14 by John Mooney, Notre Dame (1/11)
Total Rebounds	15 by Dwayne Sutton vs. USC Upstate (11/20), Miami (Ohio) (12/18)	19 by John Mooney, Notre Dame (1/11)
Turnovers	6 by Jordan Nwora vs. Western Ky. (11/29) by Darius Perry vs. Texas Tech (12/10)	6 by Jose Alvarado, Georgia Tech (1/22)
Assists	12 by Darius Perry vs. Youngstown St. (11/10)	8 by Ashton Hagans, Kentucky (12/28)
Blocked Shots	3 four times <i>latest:</i> by Malik Williams vs. Boston College (1/29)	4 by Terrell Brown, Pittsburgh (1/14)
Steals	3 four times <i>latest:</i> by David Johnson vs. Boston College (1/29)	5 by Jack White, Duke (1/18)
Minutes Played (regulation game)	38 by Jordan Nwora vs. Florida State (1/4), Boston College (1/29)	40 by Mamadi Diakite & Kihei Clark, Virginia (2/8)
Minutes Played (overtime game)	43 by Dwayne Sutton vs. Kentucky (12/28)	44 by Justin Champagnie, Pittsburgh (1/14)

2019-20 Louisville Men's Basketball Miscellaneous Statistics

Louisville's Record When the Cardinals ...

Lead at halftime	18-0
Trail at halftime	3-4
Are tied at halftime	0-0
Shoot better from the field than opponent	19-0
Shoot worse from the field than opponent	2-4
Shoot 50 percent or better from the field	8-0
Shoot below 50 percent from the field	13-4
Opp. shoots 50 pct. or better from the field	1-1
Opp. shoots below 50 pct. from the field	20-3
Make 7 or fewer three-point goals	7-3
Make more than 7 three-point goals	14-1
Attempt 20 or fewer three-point goals	9-2
Attempt more than 20 three-point goals	12-2
Shoot more free throws than their opp.	15-1
Opponent shoots more free throws	5-3
Outrebound their opponent	15-2
Are outrebounded by their opponent	4-2
Bench outscores the opponent bench	16-2
Opponent bench outscores their bench	5-2
Commit fewer turnovers than their opp.	7-1
Commit more turnovers than their opp.	14-2
Commit same number of turnover as opp.	0-1
Commit 15 or fewer turnovers	18-1
Commit more than 15 turnovers	3-3
Lead with 5:00 Remaining	19-0
Trail with 5:00 Remaining	2-4
Tied with 5:00 Remaining	0-0
1-3 point margins	1-0
4-5 point margins	2-0
6-10 point margins	4-2
11-19 point margins	7-2
20 or more point margins	7-0
Overtime games	1-1
Vs. Top 25 teams	2-2
Home games	14-1
Away games	6-2
Neutral games	1-1
Score 59 or fewer points	1-2
Score 60-69 points	3-1
Score 70-79 points	8-1
Score 80-89 points	7-0
Score 90 or more points	2-0
Allow 59 or fewer points	9-0
Allow 60-69 points	7-1
Allow 70-79 points	5-3
Allow 80 or more points	0-0

Double-Doubles

Sutton	5	Enoch	4
Nwora	4	McMahon	1
Williams	1		

Points Off Turnovers

Louisville	320	Opponents	312
------------------	-----	-----------------	-----

Bench Scoring

Louisville	607 (24.3)	Opp	357 (14.3)
------------------	------------	-----------	------------

Rebounding Advantage

Louisville	17	Opponents	6
------------------	----	-----------------	---

Attendance

Home	244,235	(16,282 avg.)
Away	84,721	(10,590 avg.)
Neutral	23,808	(11,904 avg.)
Total	352,764	(14,111 avg.)

Double-Figure

Scoring Games

Nwora	22
Enoch	15
Sutton	13
McMahon	9
Williams	8
Perry	5
Johnson	4
Kimble	4
Williamson	3

Games Leading

UofL in Scoring

Nwora	19
Enoch	3
Johnson	2
Williams	2
McMahon	1
Perry	1

Games Leading

UofL in Rebounding

Sutton	12
Nwora	9
Enoch	5
Williams	3
Igiehon	1

Games Leading

UofL in Assists

Kimble	9
Perry	7
Johnson	5
Sutton	5
Nwora	3
McMahon	2
Williamson	1

Scored Louisville's First Points

Who	
Enoch	9
Perry	6
Nwora	5
Sutton	3
Kimble	1
McMahon	1

How

Jumper	7
3-Pointer	6
Layup	5
Dunk	4
Free Throw	2
Hook Shot	1

Dunks 78

Enoch	22
Nwora	21
Williams	9
Williamson	8
Johnson	7
Sutton	7
Igiehon	3
Perry	1

Charges Taken 17

McMahon	7
Perry	6
Kimble	2
Sutton	1
Williamson	1

Jump Balls Controlled

Louisville	20	(Enoch 20)
Opponents	5	

Starting Lineups

W-L	Forward	Forward	Center	Guard	Guard
11-2	Nwora	Sutton	Enoch	Perry	McMahon
10-2	Nwora	Sutton	Enoch	Perry	Kimble

Scoring Summary

	1st Half	2nd Half	OT	Total
Louisville	934	928	21	1883
Opponents	736	825	24	1585

Leads and Deficits

UL's Biggest Halftime Lead	24 vs. N.C. Central (11/17)
UL's Biggest Halftime Lead Blown	14 (44-30) vs. Virginia (2/8)
UL's Biggest Halftime Deficit	
Overcome	12 (34-46) vs. Wake Forest (2/5)
UL's Biggest 2nd Half Lead	33 (95-62) vs. Eastern Ky. (12/14)
UL's Biggest 2nd Half Lead Blown	14 (46-32) vs. Virginia (2/8)
UL's Biggest 2nd Half Deficit	15 three times
latest: (63-78) vs. Florida St. (1/4)	
UL's Biggest 2nd Half Deficit	
Overcome	14 (35-49) vs. Wake Forest (2/5)
UL's Biggest Overall Lead	33 (95-62) vs. Eastern Ky. (12/14)
UL's Biggest Lead Blown	16 twice
latest: (34-18) vs. Notre Dame (1/11)	
UL's Biggest Overall Deficit	15 six times
latest: (29-44) vs. Wake Forest (2/5)	
UL's Biggest Deficit Overcome	15 three times
latest: (29-44) vs. Wake Forest (2/5)	

Home, Road and Half Statistics

Halftime Leads	UL 18, Opp 7, Tied 0
FG% in KFC Yum! Center	479 (404-843)
FG% Away from Home	435 (254-584)
3 Pt FG% in KFC Yum! Center	373 (120-322)
3 Pt FG% Away from Home	372 (80-215)
FT% in KFC Yum! Center	743 (211-284)
FT% Away from Home	723 (146-202)
Scoring Average	
in KFC Yum! Center	77.2 (1158 pts.)
Scoring Avg. on the Road	72.5 (725 pts.)
Opp. Scoring Average	
in KFC Yum! Center	60.9 (914 pts.)
Opp. Scoring Average	
on the Road	67.1 (671 pts.)
Most 1st Half Points	50 vs. Eastern Ky. (12/14)
Most 2nd Half Points	52 vs. Wake Forest (2/5)
Fewest 1st Half Points	24 vs. Kentucky (12/28)
Fewest 2nd Half Points	29 vs. Pittsburgh (12/6)
vs. Texas Tech (12/10)	
Largest Halftime Lead	24 vs. N.C. Central (11/17)
Largest Halftime Deficit	12 vs. Wake Forest (2/5)

2019-20 Box Scores

Louisville 75, Bellarmine 65 (exhibition)
October 29, 2019 -- KFC YUM! CENTER

Louisville 75													
Player	min	FG	3FG	FT	Reb	Ast	TO	BL	ST	PF	TP		
Williamson	f 32	6-13	2-4	3-3	9	1	2	0	1	1	17		
Nwora	f 38	10-21	5-11	3-4	5	5	4	2	3	3	28		
Sutton	c 33	7-12	0-3	4-4	13	2	2	0	1	3	18		
Perry	g 34	3-7	1-2	3-4	7	2	0	0	2	3	10		
McMahon	g 24	0-6	0-5	0-0	0	3	1	0	0	1	0		
Kimble	18	1-3	0-1	0-0	1	3	0	0	0	2	2		
Igiehon	7	0-0	0-0	0-0	0	0	2	1	0	3	0		
Slazinski	8	0-0	0-0	0-0	1	0	1	0	0	0	0		
Withers	1	0-1	0-1	0-0	1	0	0	0	0	1	0		
Nickelberry	5	0-1	0-1	0-0	0	0	0	0	0	0	0		
Team					3								
Totals	200	27-64	8-28	13-15	40	16	12	3	7	17	75		
Total FG%	1st H:	12-33	36.4%	2nd H:	15-31	48.4%	Game:	42.2%					
3-Pt. FG%	1st H:	4-16	25.0%	2nd H:	4-12	33.3%	Game:	28.6%					
FThrow %	1st H:	5-6	83.3%	2nd H:	8-9	88.9%	Game:	86.7%					

Bellarmine 65													
Player	min	FG	3FG	FT	Reb	Ast	TO	BL	ST	PF	TP		
Weyer	f 29	5-12	3-7	2-2	5	2	0	1	1	1	15		
Cook	f 33	5-10	1-2	9-10	9	2	4	1	0	0	20		
Penn	g 27	5-6	0-0	2-4	2	1	4	0	0	4	12		
Fleming	g 31	2-7	1-5	0-0	0	0	1	1	1	4	5		
Bradshaw	g 15	0-4	0-1	2-2	1	2	1	0	0	2	2		
Claycomb	23	1-2	0-1	1-2	2	2	0	0	2	1	3		
Penny	22	3-6	0-1	0-0	4	0	2	0	0	2	6		
Betz	10	0-0	0-0	0-0	1	3	0	0	1	2	0		
Palombizio	6	0-0	0-0	2-2	1	0	0	0	0	0	2		
Tipton	2	0-0	0-0	0-0	0	0	0	0	0	0	0		
Pfriem	2	0-0	0-0	0-0	1	0	0	0	0	0	0		
Team					0								
Totals	200	21-47	5-17	18-22	26	12	12	3	5	16	65		
Total FG%	1st H:	11-26	42.3%	2nd H:	10-21	47.6%	Game:	44.7%					
3-Pt. FG%	1st H:	4-10	40.0%	2nd H:	1- 7	14.3%	Game:	29.4%					
FThrow %	1st H:	9-10	90.0%	2nd H:	9-12	75.0%	Game:	81.8%					

Score by Periods				Attendance: 15,009			
1st	2nd	Total		Ties: 10			
Bellarmine	35	30	65				
Louisville	33	42	75	Lead Changes: 14			

Louisville 87, Miami 74
November 5, 2019 -- Miami, Fla. (Watsco Center)

Louisville 87													
Player	min	FG	3FG	FT	Reb	Ast	TO	BL	ST	PF	TP		
Sutton	f 28	6-7	0-0	4-6	5	1	0	0	2	0	16		
Nwora	f 31	8-16	4-6	3-3	12	2	2	1	2	0	23		
Enoch	c 19	5-7	0-1	1-2	12	0	0	1	0	2	11		
Perry	g 26	1-6	0-3	0-0	3	4	2	0	0	3	2		
McMahon	g 24	6-10	4-7	0-0	0	2	0	0	2	1	16		
Kimble	20	2-5	0-1	2-2	0	3	3	1	2	2	6		
Williamson	24	6-9	1-1	0-1	5	1	3	0	0	4	13		
Igiehon	12	0-1	0-0	0-0	0	0	2	1	0	3	0		
Nickelberry	9	0-0	0-0	0-0	0	0	0	0	0	0	0		
Slazinski	7	0-2	0-0	0-0	1	1	0	0	0	2	0		
Team					2	1							
Totals	200	34-63	9-19	10-14	40	14	13	4	8	17	87		
Total FG%	1st H:	17-32	53.1%	2nd H:	17-31	54.8%	Game:	54.0%					
3-Pt. FG%	1st H:	4- 9	44.4%	2nd H:	5-10	50.0%	Game:	47.4%					
FThrow %	1st H:	7-10	70.0%	2nd H:	3- 4	75.0%	Game:	71.4%					

Miami 74													
Player	min	FG	3FG	FT	Reb	Ast	TO	BL	ST	PF	TP		
Waardenburg	f 22	1-3	0-0	0-0	4	1	1	2	0	1	2		
Miller	c 20	3-5	0-0	0-2	9	0	1	0	0	3	6		
Lykes	g 33	7-15	2-4	2-2	1	5	2	0	2	3	18		
Vasiljevic	g 33	6-10	4-7	0-0	4	3	0	0	0	0	16		
McGusty	g 24	5-13	2-5	0-0	2	1	2	0	1	2	12		
Wong	17	1-6	0-2	0-2	2	0	2	0	0	0	2		
Beverly	21	4-11	1-4	0-0	1	2	0	0	1	2	9		
Walker	18	3-6	1-2	2-4	5	0	1	0	0	2	9		
Gak	12	0-0	0-0	0-1	2	0	1	2	2	0	0		
Team					5								
Totals	200	30-69	10-24	4-11	35	12	10	4	6	13	74		
Total FG%	1st H:	12-34	35.3%	2nd H:	18-35	51.4%	Game:	43.5%					
3-Pt. FG%	1st H:	2- 8	25.0%	2nd H:	8-16	50.0%	Game:	41.7%					
FThrow %	1st H:	0- 0	0.0%	2nd H:	4-11	36.4%	Game:	36.4%					

Score by Periods				Attendance: 7,576			
1st	2nd	Total		Ties: 1			
Miami	26	48	74				
Louisville	45	42	87	Lead Changes: 3			

Louisville 78, Youngstown State 55
November 10, 2019 -- KFC YUM! CENTER

Louisville 78													
Player	min	FG	3FG	FT	Reb	Ast	TO	BL	ST	PF	TP		
Sutton	f 30	1-3	0-2	0-0	3	1	2	1	2	1	2		
Nwora	f 29	10-16	1-4	0-0	6	0	2	0	0	2	21		
Enoch	c 29	8-14	0-2	1-1	14	0	0	3	0	0	17		
Perry	g 27	4-7	0-2	2-3	5	12	1	0	1	1	10		
McMahon	g 31	5-9	4-7	2-2	3	2	1	0	0	1	16		
Kimble	16	0-6	0-2	0-0	0	5	0	0	0	1	0		
Williamson	23	3-8	0-1	0-0	5	2	0	1	0	1	6		
Igiehon	5	0-0	0-0	0-0	1	0	0	0	0	4	0		
Slazinski	4	2-2	2-2	0-0	1	0	0	0	0	0	6		
Nickelberry	5	0-0	0-0	0-0	0	0	0	0	0	0	0		
Oddo	1	0-0	0-0	0-0	0	0	0	0	0	0	0		
Team					0								
Totals	200	33-65	7-22	5-6	38	22	6	5	3	11	78		
Total FG%	1st H:	16-30	53.3%	2nd H:	17-35	48.6%	Game:	50.8%					
3-Pt. FG%	1st H:	3- 8	37.5%	2nd H:	4-14	28.6%	Game:	31.8%					
FThrow %	1st H:	3- 4	75.0%	2nd H:	2- 2	100%	Game:	83.3%					

Youngstown State 55													
Player	min	FG	3FG	FT	Reb	Ast	TO	BL	ST	PF	TP		
Akuckie	f 25	2-8	1-6	2-5	5	0	1	0	0	1	7		
Bohannon	f 34	6-14	0-0	2-4	8	1	1	0	0	2	14		
Simmons	g 17	0-1	0-1	0-0	2	0	0	0	0	1	0		
Quisenberry	21	3-13	2-6	3-5	1	0	3	0	2	2	11		
Covington	24	1-6	0-4	1-2	7	0	1	0	0	1	3		
Morgan	20	4-10	2-8	0-0	2	2	0	0	2	3	10		
Cathcart	13	0-2	0-1	0-0	2	1	2	0	0	1	0		
Thomas	20	3-7	0-1	0-0	11	0	0	0	0	1	6		
Foster	12	1-3	0-0	0-0	1	0	1	1	0	0	2		
Bentley	11	1-2	0-0	0-0	3	1	2	0	0	1	2		
Konate	1	0-0	0-0	0-0	0	0	0	0	0	0	0		
Hamperian	1	0-0	0-0	0-0	0	0	0	0	0	0	0		
Bofenkamp	1	0-0	0-0	0-0	0	0	0	0	0	0	0		
Team					4								
Totals	200	21-67	5-27	8-16	46	5	11	1	4	13	55		
Total FG%	1st H:	12-34	35.3%	2nd H:	9-33	27.3%	Game:	31.3%					
3-Pt. FG%	1st H:	3-13	23.1%	2nd H:	2-14	14.3%	Game:	18.5%					
FThrow %	1st H:	4- 8	50.0%	2nd H:	4- 8	50.0%	Game:	50.0%					

Score by Periods				Attendance: 14,761			
1st	2nd	Total		Ties: 0			
Youngstown St.	31	24	55				
Louisville	38	40	78	Lead Changes: 0			

Louisville 91, Indiana State 62
November 13, 2019 -- KFC YUM! CENTER

Louisville 91													
Player	min	FG	3FG	FT	Reb	Ast	TO	BL	ST	PF	TP		
Sutton	f 31	5-6	2-2	2-3	10	1	2	0	1	2	14		
Nwora	f 25	5-10	2-2	9-10	5	2	2	0	0	3	21		
Enoch	c 21	2-6	0-0	0-0	10	0	3	2	0	4	4		
Perry	g 15	3-4	1-2	0-0	1	3	4	0	0	4	7		
McMahon	g 28	3-5	3-4	0-0	1	2	0	0	0	0	9		
Kimble	26	5-6	1-2	2-2	4	3	1	0	1	3	13		
Williamson	24	6-9	0-1	3-4	5	4	2	1	1	1	15		
Igiehon	11	2-2	0-0	0-2	3	0	1	0	0	0	4		
Nickelberry	9	0-3	0-2	2-2	1	0	0	0	0	0	2		
Slazinski	6	0-2	0-2	2-2	2	1	0	0	0	1	2		
Oddo	2	0-0	0-0	0-0	0	0	0	0	0	2	0		
Williams, G.	1	0-0	0-0	0-0	0	0	0	0	0	0	0		
Orbaugh	1	0-0	0-0	0-0	0	0	0	0	0	0	0		
Team					0								
Totals	200	31-53	9-17	20-25	42	16	15	2	2	20	91		
Total FG%	1st H:	17-28	60.7%	2nd H:	14-25	56.0%	Game:	58.5%					
3-PT. FG%	1st H:	7-9	77.8%	2nd H:	2-8	25.0%	Game:	52.9%					
FT Fthrow %	1st H:	6-10	60.0%	2nd H:	14-15	93.3%	Game:	80.0%					

2019-20 Box Scores

Louisville 82, Akron 76
November 24, 2019 -- KFC YUM! CENTER

Louisville 82
Player min FG 3FG FT Reb Ast TO BL ST PF TP
Sutton f 32 2-3 1-2 5-6 14 1 1 0 2 2 10
Nwora f 30 6-19 4-8 2-2 8 2 4 0 0 1 4 18
Enoch c 21 6-9 1-2 4-7 5 0 1 2 0 3 17
Perry g 28 3-9 0-3 2-2 2 3 2 0 1 3 8
McMahon g 28 2-6 2-5 4-4 0 2 2 0 0 1 10
Kimble 16 1-4 0-2 1-2 1 2 1 0 0 0 3
Williamson 18 0-2 0-1 1-2 6 0 1 0 0 1 1
Williams 19 2-5 0-0 2-4 7 0 1 0 2 3 6
Johnson 8 4-5 1-2 0-1 3 1 1 0 0 3 9
Team 2
Totals 200 26-62 9-25 21-30 48 11 14 2 6 20 82
Total FG% 1st H: 17-35 48.6% 2nd H: 9-27 33.3% Game: 41.9%
3-Pt. FG% 1st H: 7-14 50.0% 2nd H: 2-11 18.2% Game: 36.0%
FThrow % 1st H: 6- 9 66.7% 2nd H: 15-21 71.4% Game: 70.0%

Akron 76
Player min FG 3FG FT Reb Ast TO BL ST PF TP
Reece f 15 1-3 0-0 2-3 1 0 0 0 1 4 4
Williams f 27 3-12 0-8 0-0 9 0 0 0 0 5 6
Ali g 10 0-0 0-0 0-0 2 1 1 0 0 0 0
Jackson g 35 8-14 2-7 2-2 6 6 3 0 0 4 20
Banks g 32 6-12 6-10 0-0 4 2 0 0 1 3 18
Cheese 35 6-17 1-4 7-8 4 4 4 1 3 2 20
Riak 28 2-7 0-1 2-2 5 0 0 1 0 3 6
Tribble 13 0-1 0-0 0-0 1 0 2 0 0 1 0
Sayles 5 1-1 0-0 0-0 1 0 1 0 0 0 2
Team 3
Totals 200 27-67 9-30 13-15 36 13 11 2 5 22 76
Total FG% 1st H: 10-26 38.5% 2nd H: 17-41 41.5% Game: 40.3%
3-Pt. FG% 1st H: 5-15 33.3% 2nd H: 4-15 26.7% Game: 30.0%
FThrow % 1st H: 6- 6 100% 2nd H: 7- 9 77.8% Game: 86.7%

Score by Periods 1st 2nd Total
Akron 31 45 76
Louisville 47 35 82
Attendance: 14,889
Ties: 1
Lead Changes: 4

Louisville 71, Western Kentucky 54
November 29, 2019 -- Nashville, Tenn. (Bridgestone Arena)

Louisville 71
Player min FG 3FG FT Reb Ast TO BL ST PF TP
Sutton f 33 6-10 2-4 1-2 7 0 0 0 0 1 15
Nwora f 33 8-15 4-9 5-5 5 0 6 0 0 2 25
Enoch c 19 2-5 0-0 2-3 3 1 0 0 1 2 6
Perry g 18 3-5 0-2 0-0 2 2 3 0 2 2 6
McMahon g 30 1-5 1-5 0-0 2 1 0 0 1 1 3
Kimble 19 0-1 0-0 4-4 2 4 2 0 0 0 4
Williams 18 2-5 0-2 4-4 9 1 0 0 1 2 8
Williamson 10 1-3 0-0 0-0 4 0 1 1 1 2 2
Johnson 9 0-1 0-0 0-0 1 1 0 0 0 3 0
Slazinski 3 0-0 0-0 0-0 0 0 1 0 0 0 0
Nickelberry 5 0-2 0-1 2-2 1 0 0 0 0 0 2
Ighehon 3 0-0 0-0 0-0 1 0 0 0 0 0 0
Team 2 1
Totals 200 23-52 7-22 18-20 39 10 14 1 6 15 71
Total FG% 1st H: 13-30 43.3% 2nd H: 10-22 45.5% Game: 44.2%
3-Pt. FG% 1st H: 5-13 38.5% 2nd H: 2- 9 22.2% Game: 31.8%
FThrow % 1st H: 6- 6 100% 2nd H: 12-14 85.7% Game: 90.0%

Western Kentucky 54
Player min FG 3FG FT Reb Ast TO BL ST PF TP
Savage f 34 0-7 0-4 4-4 4 0 1 1 0 4 4
Williams f 22 1-2 0-0 0-0 1 3 0 0 0 4 2
Bassey c 36 6-15 0-1 2-2 9 1 1 1 2 2 14
Justice g 33 2-7 1-5 1-2 1 1 4 1 1 0 6
Hollingsworth g 37 6-13 0-5 4-4 4 0 3 0 2 0 16
Rawls 18 3-7 0-2 0-0 0 0 1 0 0 2 6
Anderson 18 2-2 0-0 2-2 3 1 0 2 0 1 6
Horton 2 0-1 0-0 0-0 1 0 1 0 0 2 0
Team 2
Totals 200 20-54 1-17 13-14 25 6 11 5 5 15 54
Total FG% 1st H: 11-29 37.9% 2nd H: 9-25 36.0% Game: 37.0%
3-Pt. FG% 1st H: 1-10 10.0% 2nd H: 0- 7 0.0% Game: 5.9%
FThrow % 1st H: 0- 0 0.0% 2nd H: 13-14 92.9% Game: 92.9%

Score by Periods 1st 2nd Total
Western Kentucky 23 31 54
Louisville 37 34 71
Attendance: 12,863
Ties: 0
Lead Changes: 0

Louisville 58, Michigan 43
December 3, 2019 -- KFC YUM! CENTER
Big Ten/ACC Challenge

Louisville 58
Player min FG 3FG FT Reb Ast TO BL ST PF TP
Sutton f 35 1-3 0-1 2-4 11 0 0 1 0 1 4
Nwora f 36 9-23 1-5 3-5 12 1 1 1 1 2 22
Enoch c 26 5-10 2-5 1-2 10 0 1 1 0 2 13
Perry g 20 2-4 0-1 0-0 0 2 2 0 1 3 4
McMahon g 35 1-8 1-5 1-2 1 2 1 1 1 3 4
Kimble 23 1-5 0-0 3-4 3 3 2 0 2 3 5
Williams 14 1-3 0-2 0-0 3 0 0 0 1 1 2
Williamson 9 2-3 0-0 0-1 4 0 1 0 0 1 4
Johnson 2 0-1 0-0 0-0 0 0 0 0 0 0 0
Slazinski 0+ 0-0 0-0 0-0 0 0 0 0 0 0 0
Nickelberry 0+ 0-0 0-0 0-0 0 0 0 0 0 0 0
Ighehon 0+ 0-0 0-0 0-0 0 0 0 0 0 0 0
Team 4
Totals 200 22-60 4-19 10-18 48 8 8 4 6 16 58
Total FG% 1st H: 10-31 32.3% 2nd H: 12-29 41.4% Game: 36.7%
3-Pt. FG% 1st H: 3-10 30.0% 2nd H: 1- 9 11.1% Game: 21.1%
FThrow % 1st H: 5-10 50.0% 2nd H: 5- 8 62.5% Game: 55.6%

Michigan 43
Player min FG 3FG FT Reb Ast TO BL ST PF TP
Livers f 38 1-9 1-4 0-0 5 1 1 2 0 2 3
Teske c 31 6-18 1-4 5-8 10 0 0 0 1 3 18
Simpson g 35 4-11 0-2 1-3 1 3 4 0 0 4 9
Wagner g 30 2-6 1-5 0-0 4 0 3 1 1 0 5
Brooks g 23 0-6 0-1 2-2 7 1 0 0 0 1 2
Castleton 9 1-1 0-0 0-0 3 0 1 0 0 0 2
Johns 15 1-3 0-0 0-0 5 0 1 0 0 3 2
DeJulius 19 0-3 0-2 2-2 3 1 0 0 2 1 2
Nunez 0+ 0-0 0-0 0-0 0 0 0 0 0 0 0
Bajema 0+ 0-0 0-0 0-0 0 0 0 0 0 0 0
Wilson 0+ 0-0 0-0 0-0 0 0 0 0 0 0 0
Team 3
Totals 200 15-58 3-19 10-15 41 6 10 3 4 14 43
Total FG% 1st H: 6-30 20.0% 2nd H: 9-28 32.1% Game: 25.9%
3-Pt. FG% 1st H: 1- 6 16.7% 2nd H: 2-13 15.4% Game: 15.8%
FThrow % 1st H: 5- 8 62.5% 2nd H: 5- 7 71.4% Game: 66.7%

Score by Periods 1st 2nd Total
Michigan 18 25 43
Louisville 28 30 58
Attendance: 21,674
Ties: 1
Lead Changes: 0

Louisville 64, Pittsburgh 46
December 6, 2019 -- KFC YUM! CENTER

Louisville 64
Player min FG 3FG FT Reb Ast TO BL ST PF TP
Sutton f 30 1-4 1-3 0-0 5 5 0 1 0 2 3
Nwora f 32 7-12 2-5 3-4 6 2 1 1 2 2 19
Enoch c 19 3-6 1-1 0-0 2 0 1 0 0 2 7
Perry g 23 1-5 1-3 0-0 2 5 3 0 0 2 3
McMahon g 36 3-6 3-6 2-2 3 2 2 0 1 0 11
Kimble 19 1-3 1-2 0-2 0 1 3 0 0 2 3
Williams 20 5-8 1-3 2-2 11 1 1 0 0 0 13
Williamson 16 2-4 1-3 0-0 3 1 1 0 0 2 5
Slazinski 1 0-0 0-0 0-0 0 0 0 0 0 0 0
Johnson 1 0-0 0-0 0-0 0 0 0 0 0 0 0
Nickelberry 1 0-0 0-0 0-0 0 0 0 0 0 0 0
Ighehon 1 0-1 0-0 0-0 0 0 0 0 0 0 0
Oddo 1 0-0 0-0 0-0 0 0 0 0 0 0 0
Team 1 1
Totals 200 23-49 11-26 7-10 33 17 13 2 3 12 64
Total FG% 1st H: 13-26 50.0% 2nd H: 10-23 43.5% Game: 46.9%
3-Pt. FG% 1st H: 9-17 52.9% 2nd H: 2- 9 22.2% Game: 42.3%
FThrow % 1st H: 0- 0 0.0% 2nd H: 7-10 70.0% Game: 70.0%

Pittsburgh 46
Player min FG 3FG FT Reb Ast TO BL ST PF TP
Hamilton f 23 5-8 0-0 0-0 3 0 1 0 0 3 10
Johnson g 31 6-10 1-1 2-4 2 2 5 0 0 5 15
McGowens g 31 2-9 0-1 0-0 4 3 3 0 3 2 4
Toney g 32 3-6 1-2 0-0 7 2 0 0 1 5 7
Murphy g 28 2-10 1-4 0-0 1 2 1 0 0 0 5
Brown 16 2-3 0-0 0-0 4 0 1 0 0 1 4
Champaigne 34 0-7 0-4 1-2 7 1 1 1 1 0 1
Ezekudo 3 0-0 0-0 0-0 0 0 0 0 0 0 0
Coulibaly 1 0-0 0-0 0-0 0 0 0 0 0 0 0
Starzynski 1 0-0 0-0 0-0 0 0 0 0 0 0 0
Team 1
Totals 200 20-53 3-12 3-6 29 10 12 1 5 17 46
Total FG% 1st H: 10-28 35.7% 2nd H: 10-25 40.0% Game: 37.7%
3-Pt. FG% 1st H: 1- 4 25.0% 2nd H: 2- 8 25.0% Game: 25.0%
FThrow % 1st H: 0- 2 0.0% 2nd H: 3- 4 75.0% Game: 50.0%

Score by Periods 1st 2nd Total
Pittsburgh 21 25 46
Louisville 35 29 64
Attendance: 17,249
Ties: 3
Lead Changes: 0

Texas Tech 70, Louisville 57
Dec. 10, 2019 -- New York, NY (Madison Square Garden)
Jimmy V Classic

Louisville 57
Player min FG 3FG FT Reb Ast TO BL ST PF TP
Sutton f 31 2-6 0-2 0-0 9 3 3 0 1 3 4
Nwora f 35 4-16 1-7 5-7 9 3 2 0 2 2 14
Enoch c 21 4-8 0-0 2-2 6 0 3 1 0 1 10
Perry g 16 1-4 0-1 0-0 1 0 6 0 1 4 2
McMahon g 35 2-7 2-6 2-2 2 2 1 0 0 3 8
Kimble 23 1-5 0-1 2-2 0 2 1 0 2 1 4
Williams 20 2-2 0-0 5-8 5 0 0 1 0 2 9
Williamson 10 1-3 0-0 0-0 2 0 0 0 0 2 2
Johnson 7 1-2 0-0 2-4 1 0 0 0 0 1 4
Ighehon 2 0-0 0-0 0-0 1 0 0 0 0 0 0
Team 2 1
Totals 200 18-53 2-17 18-25 38 10 19 2 6 20 57
Total FG% 1st H: 8-28 28.6% 2nd H: 10-25 40.0% Game: 34.0%
3-Pt. FG% 1st H: 2-9 22.2% 2nd H: 1-8 12.5% Game: 17.6%
FThrow % 1st H: 10-14 71.4% 2nd H: 8-11 72.7% Game: 72.0%

Texas Tech 70
Player min FG 3FG FT Reb Ast TO BL ST PF TP
Holyfield f 21 3-7 1-2 1-2 3 3 2 0 3 4 8
Clarke f 36 3-6 1-3 0-1 12 6 3 0 1 2 7
Edwards g 36 4-10 1-7 0-2 4 3 2 0 2 2 9
Shannon, Jr. g 23 4-9 0-1 5-6 3 0 2 0 1 3 13
Moretti g 36 4-15 2-10 8-8 0 3 2 0 0 1 18
Savrasov 9 1-4 1-3 0-0 2 0 0 0 0 3 3
Benson 22 3-3 1-1 3-3 4 0 0 2 1 1 10
McCullar 11 1-3 0-0 0-0 5 0 1 1 0 1 2
Nadolny 3 0-1 0-0 0-0 1 0 1 0 0 0 0
Tchewa 3 0-0 0-0 0-0 2 0 0 1 0 1 0
Team 4 1
Totals 200 23-58 7-27 17-22 40 15 14 4 8 18 70
Total FG% 1st H: 12-31 38.7% 2nd H: 11-27 40.7% Game: 39.7%
3-Pt. FG% 1st H: 3-15 20.0% 2nd H: 4-12 33.3% Game: 25.9%
FThrow % 1st H: 4- 6 66.7% 2nd H: 13-16 81.3% Game: 77.3%

Score by Periods 1st 2nd Total
Texas Tech 31 39 70
Louisville 28 29 57
Attendance: 10,945
Ties: 3
Lead Changes: 2

Louisville 99, Eastern Kentucky 67
December 14, 2019 -- KFC YUM! CENTER

Louisville 99
Player min FG 3FG FT Reb Ast TO BL ST PF TP
Sutton 28 3-4 1-1 4-4 5 3 4 0 2 3 11
Nwora 31 10-14 3-5 3-3 7 3 0 0 2 0 26
Enoch 19 9-10 0-0 5-6 7 1 1 1 1 3 23
Perry 19 2-3 1-2 0-0 2 3 2 0 1 2 5
McMahon 23 2-6 1-4 2-2 1 6 1 0 0 1 7
Kimble 14 0-2 0-1 0-0 0 2 1 1 0 0 0
Williams 15 4-6 2-3 1-1 6 2 1 0 1 0 11
Williamson 17 1-4 0-1 1-1 2 0 2 0 2 3 3
Johnson 17 2-3 1-1 0-0 2 2 3 0 0 0 5
Nickelberry 8 0-1 0-1 2-2 0 0 1 0 0 2 2
Ighehon 5 1-1 0-0 0-0 3 0 0 0 0 1 2
Slazinski 4 0-0 0-0 4-4 0 0 0 0 0 0 4
Team 2 1
Totals 200 34-54 9-19 22-23 35 22 16 2 7 14 99
Total FG% 1st H: 17-27 63.0% 2nd H: 17-27 63.0% Game: 63.0%
3-Pt. FG% 1st H: 6-12 50.0% 2nd H: 3- 7 42.9% Game: 47.4%
FThrow % 1st H: 10-11 90.9% 2nd H: 12-12 100% Game: 95.7%

Eastern Kentucky 67
Player min FG 3FG FT Reb Ast TO BL ST PF TP
Hicks 19 4-5 0-0 0-0 3 2 4 0 0 5 8
Moreno 27 3-8 1-4 1-2 3 0 0 0 2 0 8
Hobbs 24 4-10 1-3 0-0 0 2 0 0 3 2 9
Brown 24 3-12 2-6 1-2 2 6 4 0 1 3 9
Taylor 38 4-10 3-7 2-2 4 2 2 0 0 3 13
King, T. 27 3-8 0-0 6-6 5 0 3 0 1 3 12
King, H. 24 1-9 1-6 2-3 3 0 0 0 1 2 5
Cruikshank 6 1-1 1-1 0-0 0 0 0 0 0 1 3
Anderson 6 0-0 0-0 0-0 2 0 0 0 0 1 0
Balogun 3 0-0 0-0 0-0 0 0 0 0 0 0 0
Carmical 2 0-0 0-0 0-0 0 0 0 0 0 0 0
Team 2 1
Totals 200 23-63 9-27 12-15 24 12 14 0 8 20 67
Total FG% 1st H: 12-30 40.0% 2nd H: 11-33 33.3% Game: 36.5%
3-Pt. FG% 1st H: 4-15 26.7% 2nd H: 5-12 41.7% Game: 33.3%
FThrow % 1st H: 4- 4 100% 2nd H: 8-11 72.7% Game: 80.0%

Score by Periods 1st 2nd Total
Eastern Kentucky 32 35 67
Louisville 50 49 99
Attendance: 16,185
Ties: 1
Lead Changes: 0

2019-20 Box Scores

Louisville 70, Miami (Ohio) 46
December 18, 2019 -- KFC YUM! CENTER

Louisville 70

Player	min	FG	3FG	FT	Reb	Ast	TO	BL	ST	PF	TP
Sutton	36	4-10	0-2	0-0	15	4	0	3	0	2	8
Nwora	32	7-17	2-8	4-7	8	1	4	0	1	2	20
Enoch	18	1-3	0-0	2-2	7	1	1	0	0	1	4
Perry	23	3-10	2-5	0-0	3	5	2	0	1	3	8
McMahon	28	3-7	3-7	2-2	2	0	1	0	0	1	11
Kimble	16	1-2	1-2	0-0	2	0	0	0	0	1	3
Williams	21	3-6	0-0	3-6	11	0	1	1	0	1	9
Williamson	11	1-4	1-1	0-0	2	0	0	0	0	1	3
Johnson	12	2-4	0-2	0-0	2	0	1	1	0	1	4
Slazinski	1	0-0	0-0	0-0	1	0	0	0	0	0	0
Nickelberry	1	0-0	0-0	0-0	0	0	0	0	0	0	0
Igiehon	1	0-0	0-0	0-0	0	0	0	0	0	0	0
Team					1						
Totals	200	25-63	9-27	11-17	54	11	10	5	2	13	70
Total FG%	1st H:	11-28	39.3%	2nd H:	14-35	40.0%	Game:	39.7%			
3-Pt. FG%	1st H:	4-14	28.6%	2nd H:	5-13	38.5%	Game:	33.3%			
FThrow %	1st H:	2- 5	40.0%	2nd H:	9-12	75.0%	Game:	64.7%			

Miami (Ohio) 46

Player	min	FG	3FG	FT	Reb	Ast	TO	BL	ST	PF	TP
Brown	24	2-12	0-3	4-4	7	0	1	0	0	1	8
Bowman	20	0-7	0-6	0-0	3	1	2	0	0	3	0
Sibande	20	2-8	1-6	0-1	3	4	2	0	0	2	5
Grant	24	3-12	1-4	0-1	8	3	0	0	0	1	7
White	32	1-4	0-2	0-0	3	0	0	0	1	2	2
Lairy	18	4-7	2-4	0-0	2	0	1	0	0	0	10
Jovic	18	0-2	0-2	0-0	1	1	1	0	0	1	0
Brewer	8	1-2	1-1	0-0	1	0	0	0	0	2	3
Coleman-Lands16	1-5	0-4	0-0	4	2	2	0	0	2	2	2
McNamara	7	2-5	1-1	0-0	2	0	0	1	0	1	5
Ayah	13	2-2	0-0	0-0	2	0	0	0	2	4	4
Team					4						
Totals	200	18-66	6-33	4-6	40	11	9	1	3	19	46
Total FG%	1st H:	9-36	25.0%	2nd H:	9-30	30.0%	Game:	27.3%			
3-Pt. FG%	1st H:	2-20	10.0%	2nd H:	4-13	30.8%	Game:	18.2%			
FThrow %	1st H:	0- 1	0.0%	2nd H:	4- 5	80.0%	Game:	66.7%			

Score by Periods

1st	2nd	Total	Attendance:
Miami (Ohio)	20	26	46
Louisville	28	42	70
			Ties: 2
			Lead Changes: 0

Kentucky 78, Louisville 70 (OT)
December 28, 2019 -- Lexington, Ky. (Rupp Arena)

Louisville 70

Player	min	FG	3FG	FT	Reb	Ast	TO	BL	ST	PF	TP
Sutton	f 43	5-11	1-5	3-5	10	1	1	0	1	2	14
Nwora	f 39	2-10	1-8	3-6	4	0	3	0	0	3	8
Enoch	c 25	8-17	1-4	1-1	5	0	3	0	0	4	18
Perry	g 33	2-4	1-2	0-0	3	3	0	0	0	3	5
McMahon	g 28	1-7	1-5	1-2	1	4	2	0	1	3	4
Kimble	29	5-9	2-3	0-2	0	4	0	0	2	3	12
Williams	19	4-9	0-2	1-4	7	0	1	0	1	4	9
Williamson	8	0-0	0-0	0-0	0	0	1	0	0	3	0
Johnson	1	0-0	0-0	0-0	0	0	0	0	0	0	0
Team					4						
Totals	225	27-67	7-27	9-20	34	12	11	0	5	25	70
Total FG%	1st H:	11-31	35.5%	2nd H:	13-27	48.1%	Game:	40.3%			
OT:		3-9	33.3%								
3-Pt. FG%	1st H:	1-11	9.1%	2nd H:	5-12	41.7%	Game:	25.9%			
OT:		1-4	25.0%								
FThrow %	1st H:	1-1	100%	2nd H:	6-14	42.9%	Game:	45.0%			
OT:		2-5	40.0%								

Kentucky 78

Player	min	FG	3FG	FT	Reb	Ast	TO	BL	ST	PF	TP
Richards	f 34	4-6	0-0	5-7	10	0	1	1	0	4	13
Brooks, Jr.	f 25	0-4	0-2	2-2	1	0	2	1	1	2	2
Montgomery	f 25	2-5	0-0	0-0	5	1	1	2	0	4	4
Hagans	g 43	3-8	1-1	1-2	5	8	2	1	2	1	8
Maxey	g 41	9-14	4-5	5-6	7	1	3	0	1	4	27
Sestina	16	3-6	0-1	0-0	3	1	0	0	1	5	6
Quickley	37	4-11	2-6	8-8	3	1	1	0	0	2	18
Whitney	2	0-0	0-0	0-0	0	0	0	0	0	0	0
Juzang	2	0-0	0-0	0-0	1	0	0	0	0	0	0
Team					0	1					
Totals	225	25-54	7-15	21-25	35	12	11	5	5	22	78
Total FG%	1st H:	11-23	47.8%	2nd H:	10-25	40.0%	Game:	46.3%			
OT:		4-6	66.7%								
3-Pt. FG%	1st H:	4-9	44.4%	2nd H:	2-4	50.0%	Game:	46.7%			
OT:		1-2	50.0%								
FThrow %	1st H:	6-6	200%	2nd H:	7-10	70.0%	Game:	84.0%			
OT:		8-9	88.9%								

Score by Periods	1st	2nd	OT	Total	Attendance: 20,437
Louisville	24	37	9	70	Ties: 10
Kentucky	32	29	17	78	Lead Changes: 13

Florida State 78, Louisville 65
January 4, 2020 -- KFC YUM! CENTER

Louisville 65

Player	min	FG	3FG	FT	Reb	Ast	TO	BL	ST	PF	TP
Sutton	f 27	1-4	1-2	0-0	5	4	0	1	0	3	3
Nwora	f 38	11-15	5-6	5-7	10	0	4	0	0	2	32
Enoch	c 24	3-6	0-0	4-7	4	1	2	2	1	2	10
Kimble	g 30	3-11	0-4	0-0	2	3	3	0	1	0	6
Perry	g 23	2-7	2-2	0-0	3	0	0	0	1	1	6
Williams	15	1-4	0-1	0-0	2	0	1	1	1	2	2
Williamson	8	0-1	0-0	0-0	1	0	1	0	1	1	0
Johnson	19	2-9	0-1	0-0	6	3	3	1	0	1	4
Nickelberry	1	0-0	0-0	0-0	0	0	0	0	0	0	0
Igiehon	1	0-0	0-0	0-0	0	0	0	0	0	0	0
McMahon	14	1-5	0-3	0-0	0	1	2	0	0	1	2
Team					4						
Totals	200	24-62	8-19	9-14	37	12	16	5	5	13	65
Total FG%	1st H:	10-37	27.0%	2nd H:	14-25	56.0%	Game:	38.7%			
3-Pt. FG%	1st H:	4-13	30.8%	2nd H:	4- 6	66.7%	Game:	42.1%			
FThrow %	1st H:	8- 9	88.9%	2nd H:	1- 5	20.0%	Game:	64.3%			

Florida State 78

Player	min	FG	3FG	FT	Reb	Ast	TO	BL	ST	PF	TP
Gray	f 21	0-2	0-0	2-2	5	0	4	1	1	2	2
Osborne	f 30	3-7	1-3	0-0	9	1	1	1	0	4	7
Polite	g 19	1-5	1-4	0-0	2	1	1	0	0	2	3
Forrest	g 33	9-11	1-1	1-2	3	5	3	0	2	1	20
Vassell	g 30	6-13	2-6	0-0	6	3	0	0	1	2	14
Williams	24	1-4	0-1	0-0	3	1	3	3	1	2	0
Olejniczak	7	0-0	0-0	0-0	1	0	0	0	0	2	0
Walker	28	9-13	5-7	0-1	1	3	1	1	0	1	23
Evans	8	3-3	1-1	0-0	1	1	0	0	1	0	7
Team					0						
Totals	200	32-58	11-23	3-5	31	15	13	6	6	15	78
Total FG%	1st H:	16-29	55.2%	2nd H:	16-29	55.2%	Game:	56.2%			
3-Pt. FG%	1st H:	7-16	43.8%	2nd H:	4- 7	57.1%	Game:	47.8%			
FThrow %	1st H:	0- 0	0.0%	2nd H:	3- 5	60.0%	Game:	60.0%			

Score by Periods

1st	2nd	Total	Attendance:
Florida State	39	39	78
Louisville	32	33	65
			Ties: 3
			Lead Changes: 5

Louisville 74, Miami 58
January 7, 2020 -- KFC YUM! CENTER

Louisville 74

Player	min	FG	3FG	FT	Reb	Ast	TO	BL	ST	PF	TP
Sutton	f 35	4-9	0-2	1-2	13	3	2	2	1	2	9
Nwora	f 37	6-12	3-5	4-4	12	4	1	0	1	3	19
Enoch	c 22	4-12	0-1	4-6	10	1	0	1	0	1	12
Kimble	g 21	0-4	0-0	0-0	2	0	0	0	0	1	0
Perry	g 24	4-7	1-2	1-1	2	3	0	0	0	3	10
Williams	18	4-8	0-1	2-4	6	1	0	2	0	2	10
Williamson	9	3-3	0-0	0-1	1	0	2	0	0	3	6
Johnson	12	1-2	0-0	0-0	0	0	2	1	0	0	2
McMahon	22	2-5	2-4	0-0	1	1	0	0	0	1	6
Team					1						
Totals	200	28-62	6-15	12-18	48	13	7	6	2	16	74
Total FG%	1st H:	16-33	48.5%	2nd H:	12-29	41.4%	Game:	45.2%			
3-Pt. FG%	1st H:	5-10	50.0%	2nd H:	1- 5	20.0%	Game:	40.0%			
FThrow %	1st H:	6- 9	66.7%	2nd H:	6- 9	66.7%	Game:	66.7%			

Miami 58

Player	min	FG	3FG	FT	Reb	Ast	TO	BL	ST	PF	TP
Waardenburg	f 30	1-4	1-3	2-2	10	2	2	1	1	4	5
Miller	c 21	0-3	0-0	0-1	6	0	0	0	1	3	0
Lykes	g 39	4-16	2-6	8-8	4	2	1	1	0	2	18
Vasiljevic	g 38	4-16	2-11	2-2	5	0	0	0	1	1	12
McGusty	g 37	6-13	3-7	3-5	7	1	1	0	1	2	18
Beverly	3	1-2	0-1	0-0	0	0	1	0	0	0	2
Walker	5	0-1	0-1	0-0	0	0	0	0	1	1	0
Wong	26	1-6	0-2	1-1	2	0	0	0	0	3	3
Herenton	1	0-0	0-0	0-0	0	0	0	0	0	0	0
Team					3						
Totals	200	17-61	8-31	16-19	37	5	5	2	5	16	58
Total FG%	1st H:	10-31	32.3%	2nd H:	7-30	23.3%	Game:	27.9%			
3-Pt. FG%	1st H:	6-15	40.0%	2nd H:	2-16	12.5%	Game:	25.8%			
FThrow %	1st H:	6- 6	100%	2nd H:	10-13	76.9%	Game:	84.2%			

Score by Periods

1st	2nd	Total	Attendance:
Miami	32	26	58
Louisville	43	31	74

2019-20 Box Scores

Louisville 79, Duke 73
January 18, 2020 -- Durham, N.C. (Cameron Indoor Stadium)

Louisville 79
Player min FG 3FG FT Reb Ast TO BL ST PF TP
Sutton f 30 3-6 0-2 7-8 5 2 1 1 1 4 13
Nwora f 33 3-12 0-3 0-0 8 2 1 0 1 3 6
Enoch c 15 4-8 2-2 0-0 2 0 1 1 1 3 10
Kimble g 23 3-7 1-2 1-1 3 3 3 1 3 2 8
Perry g 15 1-4 1-1 0-0 0 1 2 0 2 1 3
Williams, M. 25 4-8 1-2 3-4 7 0 0 1 0 2 12
Williamson 20 2-2 0-0 1-2 4 0 2 0 1 4 5
Johnson 27 8-12 1-1 2-2 4 7 5 2 3 3 19
McMahon 13 1-1 1-1 0-0 1 3 1 1 2 1 3
Team 4
Totals 200 29-60 7-14 14-17 38 16 17 6 13 23 79
Total FG% 1st H: 17-29 58.6% 2nd H: 12-31 38.7% Game: 48.3%
3-Pt. FG% 1st H: 4- 4 100% 2nd H: 3-10 30.0% Game: 50.0%
FThrow % 1st H: 4- 6 66.7% 2nd H: 10-11 90.0% Game: 82.4%

Duke 73
Player min FG 3FG FT Reb Ast TO BL ST PF TP
Hurt f 32 5-9 3-5 3-3 2 0 0 0 0 5 16
Carey c 23 3-6 0-0 6-10 6 0 4 1 2 4 12
Stanley g 36 7-17 1-7 9-10 11 1 3 1 0 1 24
Jones g 39 5-16 1-4 1-3 2 7 4 0 3 0 4
Goldwire g 26 2-3 0-1 0-1 5 3 0 0 2 1 4
DeLaurier 9 0-0 0-0 0-0 0 0 2 1 0 0 0
White 23 0-3 0-3 2-2 7 0 2 1 5 4 2
Baker 9 1-7 1-4 0-0 0 0 1 2 1 3 3
O'Connell 2 0-1 0-1 0-0 0 0 0 0 0 0 0
Team 5
Totals 200 26-66 10-30 2-3 39 17 11 6 7 9 64
Total FG% 1st H: 9-25 36.0% 2nd H: 14-37 37.8% Game: 37.1%
3-Pt. FG% 1st H: 4-12 33.3% 2nd H: 2-13 15.4% Game: 24.0%
FThrow % 1st H: 10-14 71.4% 2nd H: 11-15 73.3% Game: 72.4%

Score by Periods 1st 2nd Total Attendance: 9,314
Louisville 42 37 79 Ties: 3
Duke 32 41 73 Lead Changes: 1

Louisville 68, Georgia Tech 64
January 22, 2020 -- KFC YUM! CENTER

Louisville 68
Player min FG 3FG FT Reb Ast TO BL ST PF TP
Sutton f 26 1-4 1-3 0-0 6 3 0 0 0 2 3 3
Nwora f 33 3-11 2-4 3-4 7 1 2 0 1 2 10
Enoch c 18 5-9 0-0 3-4 3 0 0 0 0 2 13
Kimble g 27 2-5 1-3 0-0 2 3 2 0 1 1 5
Perry g 30 2-7 1-5 0-0 2 2 0 0 0 1 5
Williams 22 3-8 0-2 7-12 6 0 1 3 0 1 13
Williamson 18 2-3 1-1 0-0 3 1 1 0 1 2 5
Johnson 15 5-9 0-1 0-1 1 1 2 0 3 4 10
Nickelberry 1 0-0 0-0 0-0 0 0 0 0 0 1 0
McMahon 10 1-2 0-1 2-2 1 1 2 0 1 0 4
Team 2
Totals 200 24-58 6-20 14-23 33 12 10 3 9 17 68
Total FG% 1st H: 12-29 41.4% 2nd H: 12-29 41.4% Game: 41.4%
3-Pt. FG% 1st H: 4-11 36.4% 2nd H: 2- 9 22.2% Game: 30.0%
FThrow % 1st H: 4- 8 50.0% 2nd H: 10-15 66.7% Game: 60.9%

Georgia Tech 64
Player min FG 3FG FT Reb Ast TO BL ST PF TP
Usher f 31 2-7 0-2 3-4 5 2 3 0 1 5 7
Wright f 37 4-7 1-2 2-4 3 1 3 2 0 2 11
Banks III c 33 5-8 0-0 2-2 7 0 1 2 0 4 12
Devoe g 36 7-14 2-6 5-6 4 3 2 0 1 1 21
Alvarado g 39 4-11 2-7 3-4 10 2 6 0 1 0 13
Cole 5 0-1 0-0 0-0 0 0 1 0 0 1 0
Parham 19 0-0 0-0 0-0 1 3 0 0 1 5 0
Team 4 1
Totals 200 22-48 5-17 15-20 34 11 17 4 4 18 64
Total FG% 1st H: 13-21 61.9% 2nd H: 9-27 33.3% Game: 45.8%
3-Pt. FG% 1st H: 2- 6 33.3% 2nd H: 3-11 27.3% Game: 29.4%
FThrow % 1st H: 10-14 71.4% 2nd H: 5- 6 83.3% Game: 75.0%

Score by Periods 1st 2nd Total Attendance: 15,001
Georgia Tech 38 26 64 Ties: 6
Louisville 32 36 68 Lead Changes: 2

Louisville 80, Clemson 62
January 25, 2020 -- KFC YUM! CENTER

Louisville 80
Player min FG 3FG FT Reb Ast TO BL ST PF TP
Sutton f 36 2-6 1-4 2-5 11 3 3 0 0 2 8
Nwora f 24 3-5 1-2 3-4 5 2 3 1 0 4 10
Enoch c 20 3-9 1-1 4-4 7 1 1 0 0 3 11
Kimble g 16 0-3 0-2 0-0 1 1 0 0 0 1 0
Perry g 27 7-12 5-6 0-0 5 1 0 0 1 2 19
Williams 13 2-4 0-1 1-2 6 0 1 0 0 1 5
Williamson 25 5-6 1-1 3-3 1 1 3 0 1 1 14
Slazinski 1 0-0 0-0 0-0 0 0 0 0 0 0 0
Johnson 24 3-5 0-0 2-2 5 6 1 0 1 1 8
Nickelberry 1 0-0 0-0 0-0 0 0 0 0 0 0 0
Igiehon 1 0-0 0-0 2-2 0 0 0 0 0 0 2
McMahon 12 1-4 1-4 0-0 0 1 0 0 2 0 3
Team 0
Totals 200 26-54 10-21 18-22 41 16 12 1 5 15 80
Total FG% 1st H: 19-29 65.5% 2nd H: 7-25 28.0% Game: 48.1%
3-Pt. FG% 1st H: 5-7 71.4% 2nd H: 5-14 35.7% Game: 47.6%
FThrow % 1st H: 4-5 80.0% 2nd H: 14-17 82.4% Game: 81.8%

Clemson 62
Player min FG 3FG FT Reb Ast TO BL ST PF TP
Simms f 35 1-7 0-2 2-2 6 5 1 2 0 4 4
Trapp g 19 37 2-5 3-4 1 3 1 0 2 1 11
Scott g 18 2-6 1-5 1-2 1 0 0 0 0 0 6
Mack g 29 3-13 0-6 0-0 8 0 0 1 0 3 6
Newman III g 37 2-8 1-5 2-2 5 1 2 1 1 3 7
Dawes 21 3-6 2-5 0-0 3 2 2 0 1 1 8
Tyson 13 1-2 1-2 1-2 4 0 0 0 0 1 4
Jemison 4 0-2 0-1 0-0 1 0 1 0 0 2 0
Hunter 11 3-5 2-4 0-0 0 0 1 0 1 3 8
Moore 2 0-1 0-0 0-0 0 0 0 0 0 0 0
Hemenway 11 3-4 2-3 0-0 0 0 1 0 0 1 8
Team 0 0
Totals 200 21-61 11-38 9-12 29 11 9 4 5 19 62
Total FG% 1st H: 9-29 31.0% 2nd H: 12-32 37.5% Game: 34.4%
3-Pt. FG% 1st H: 4-18 22.2% 2nd H: 7-20 35.0% Game: 28.9%
FThrow % 1st H: 4-6 66.7% 2nd H: 5-6 83.3% Game: 75.0%

Score by Periods 1st 2nd Total Attendance: 17,654
Clemson 26 36 62 Ties: 0
Louisville 47 33 80 Lead Changes: 0

Louisville 86, Boston College 69
January 29, 2020 -- Chestnut Hill, Mass. (Conte Forum)

Louisville 86
Player min FG 3FG FT Reb Ast TO BL ST PF TP
Sutton f 24 2-4 1-3 5-8 3 0 0 1 0 1 10
Nwora f 38 11-20 7-14 8-9 9 1 1 0 1 1 37
Enoch c 18 3-3 0-0 0-0 3 0 2 1 0 3 6
Kimble g 16 0-2 0-1 0-0 1 2 2 0 0 3 0
Perry g 23 5-10 2-5 2-2 0 2 1 0 2 2 14
Williams 22 0-1 0-0 3-5 13 0 1 3 1 3 3
Williamson 18 2-4 1-2 0-0 4 0 1 0 1 2 5
Johnson 24 2-9 0-0 2-3 8 6 4 0 3 2 6
McMahon 17 2-3 1-2 0-0 0 3 1 0 0 1 5
Team 2
Totals 200 27-56 12-27 20-27 43 14 13 5 8 18 86
Total FG% 1st H: 14-24 58.3% 2nd H: 13-32 40.6% Game: 48.2%
3-Pt. FG% 1st H: 8-14 57.1% 2nd H: 4-13 30.8% Game: 44.4%
FThrow % 1st H: 9-14 64.3% 2nd H: 11-13 84.6% Game: 74.1%

Boston College 69
Player min FG 3FG FT Reb Ast TO BL ST PF TP
Felder f 18 3-4 0-1 0-1 4 0 0 0 1 3 6
Hamilton, Jai. 26 6-13 1-5 0-0 1 0 3 0 0 4 13
Mitchell f 37 2-4 0-1 2-3 9 2 1 0 2 3 6
Heath g 37 5-11 4-8 2-2 1 1 2 0 1 2 16
Thornton g 36 5-12 2-4 5-6 4 4 3 1 0 2 17
Popovic 15 2-8 0-1 2-5 2 0 0 0 1 3 6
Hamilton, Jar. 24 1-6 0-2 2-3 4 1 0 0 1 3 4
Rishwain 5 0-2 0-0 0-0 0 0 1 0 1 0 0
Kraljevic 2 0-0 0-0 1-2 0 0 0 0 0 2 1
Team 4 0
Totals 200 24-60 7-22 14-22 29 8 10 1 7 22 69
Total FG% 1st H: 16-36 44.4% 2nd H: 8-24 33.3% Game: 40.0%
3-Pt. FG% 1st H: 5-13 38.5% 2nd H: 2-9 22.2% Game: 31.8%
FThrow % 1st H: 6-9 66.7% 2nd H: 8-13 61.5% Game: 63.6%

Score by Periods 1st 2nd Total Attendance: 5,771
Louisville 45 41 86 Ties: 6
Boston College 43 26 69 Lead Changes: 8

Louisville 77, NC State 57
February 1, 2020 -- Raleigh, N.C. (PNC Arena)

Louisville 77
Player min FG 3FG FT Reb Ast TO BL ST PF TP
Sutton f 17 2-2 0-0 0-0 4 0 3 0 0 4 4
Nwora f 34 3-13 0-4 8-8 9 1 1 0 0 3 14
Enoch c 27 2-3 0-0 0-0 9 0 3 0 0 3 4
Kimble g 25 4-5 2-2 0-0 4 5 5 0 0 2 10
Perry g 6 1-4 0-1 0-0 1 0 0 0 0 3 2
Williams 14 3-5 1-1 1-1 1 0 2 0 0 2 8
Williamson 29 0-4 0-1 1-2 2 3 1 0 0 0 1
Johnson 14 4-6 0-0 0-0 1 2 1 0 1 0 8
Nickelberry 1 1-1 1-1 0-0 0 0 0 0 0 0 3
McMahon 33 8-12 7-10 0-0 2 1 1 0 0 1 23
Team 6 1
Totals 200 28-55 11-20 10-11 39 12 18 0 1 18 77
Total FG% 1st H: 15-27 55.6% 2nd H: 13-28 46.4% Game: 50.9%
3-Pt. FG% 1st H: 6-9 66.7% 2nd H: 5-11 45.5% Game: 55.0%
FThrow % 1st H: 5-6 83.3% 2nd H: 5-5 100% Game: 90.9%

NC State 57
Player min FG 3FG FT Reb Ast TO BL ST PF TP
Funderburk f 32 2-8 0-0 7-10 8 0 4 3 1 3 11
Hellems f 27 2-8 0-5 2-2 3 0 1 0 0 3 6
Johnson g 35 3-12 1-6 1-2 5 5 1 0 4 1 8
Bryce g 36 6-14 2-6 1-1 4 1 1 0 1 4 15
Daniels g 37 5-12 1-3 1-2 5 0 2 0 1 1 12
Beverly 15 1-3 1-2 0-0 0 0 1 0 0 1 3
Bates 12 1-2 0-0 0-0 2 0 0 1 0 2 2
Andree 6 0-2 0-1 0-0 0 0 1 0 0 0 0
Team 3
Totals 200 20-61 5-23 12-17 30 6 11 4 7 15 57
Total FG% 1st H: 8-28 28.6% 2nd H: 12-33 36.4% Game: 32.8%
3-Pt. FG% 1st H: 1-10 10.0% 2nd H: 4-13 30.8% Game: 21.7%
FThrow % 1st H: 9-12 75.0% 2nd H: 3-5 60.0% Game: 70.6%

Score by Periods 1st 2nd Total Attendance: 18,197
Louisville 41 36 77 Ties: 7
NC State 26 31 57 Lead Changes: 5

Louisville 86, Wake Forest 76
February 5, 2020 -- KFC YUM! CENTER

Louisville 86
Player min FG 3FG FT Reb Ast TO BL ST PF TP
Sutton f 36 3-7 1-4 8-10 11 4 2 0 1 2 15
Nwora f 36 6-12 5-8 4-4 7 1 2 1 0 3 21
Enoch c 17 3-3 0-0 5-5 2 0 0 1 0 4 11
Kimble g 28 4-7 3-5 3-7 4 4 1 0 0 3 14
Perry g 15 0-5 0-2 0-0 1 2 1 0 0 3 0
Williams 23 4-6 2-3 1-2 1 1 0 1 1 2 11
Williamson 9 0-2 0-1 0-0 1 2 1 0 0 0 0
Johnson 15 1-2 0-0 0-0 3 2 4 0 1 3 2
McMahon 21 3-6 3-5 3-3 2 1 0 0 1 0 12
Team 0
Totals 200 24-50 14-28 24-31 32 17 11 3 4 20 86
Total FG% 1st H: 12-29 41.4% 2nd H: 12-21 57.1% Game: 48.0%
3-Pt. FG% 1st H: 8-16 50.0% 2nd H: 6-12 50.0% Game: 50.0%
FThrow % 1st H: 2- 2 100% 2nd H: 22-29 75.9% Game: 77.4%

Wake Forest 76
Player min FG 3FG FT Reb Ast TO BL ST PF TP
Oguama f 20 2-3 0-0 0-0 3 0 2 0 1 3 4
Sarr c 24 4-6 0-1 8-10 6 1 4 0 1 0 5 16
Childress g 36 4-15 2-9 4-4 1 4 4 0 3 3 14
Johnson g 28 3-4 0-0 1-4 4 6 1 0 1 4 7
White g 29 6-12 5-9 0-0 6 1 3 0 0 4 17
Mucius 29 4-10 1-3 0-0 7 1 0 0 0 1 9
Brown 22 3-8 0-2 1-1 3 2 0 0 0 1 7
Neath 4 1-1 0-0 0-0 0 0 1 0 0 1 2
Massoud 8 0-1 0-1 0-0 1 0 0 0 1 0 0
Team 1 1
Totals 200 27-60 8-25 14-19 32 15 12 1 6 22 76
Total FG% 1st H: 18-30 60.0% 2nd H: 9-30 30.0% Game: 45.0%
3-Pt. FG% 1st H: 6-14 42.9% 2nd H: 2-11 18.2% Game: 32.0%
FThrow % 1st H: 4- 6 66.7% 2nd H: 10-13 76.9% Game: 73.7%

Score by Periods 1st 2nd Total Attendance: 15,270
Wake Forest 46 30 76 Ties: 1
Louisville 34 52 86 Lead Changes: 1

2019-20 Box Scores

Louisville 80, Virginia 73
February 8, 2020 -- KFC YUM! CENTER

Louisville 80

Player	min	FG	3FG	FT	Reb	Ast	TO	BL	ST	PF	TP
Sutton	f 32	1-4	0-3	0-0	6	1	0	1	1	2	2
Nwora	f 37	7-14	4-8	4-4	7	0	0	0	1	1	22
Enoch	c 20	5-7	0-1	3-4	2	0	0	0	0	0	13
Kimble	g 30	2-4	1-2	0-0	1	2	1	0	0	0	5
Perry	g 19	3-4	3-4	0-0	1	1	1	0	0	1	9
Williams	20	3-7	0-0	7-8	6	0	0	0	0	0	13
Williamson	10	1-3	0-1	0-0	2	0	1	0	0	2	2
Johnson	18	2-4	0-1	3-4	3	5	2	0	1	3	7
McMahon	14	1-2	1-2	4-4	1	0	0	0	0	1	7
Team					2		1				
Totals	200	25-49	9-22	21-24	31	9	6	1	3	11	80

Total FG% 1st H: 18-30 60.0% 2nd H: 7-19 36.8% Game: 51.0%
3-Pt. FG% 1st H: 8-15 53.3% 2nd H: 1- 7 14.3% Game: 40.9%
FThrow % 1st H: 0- 0 0.0% 2nd H: 21-24 87.5% Game: 87.5%

Virginia 73

Player	min	FG	3FG	FT	Reb	Ast	TO	BL	ST	PF	TP
Diakite	40	3-11	0-3	4-6	2	0	0	1	0	1	10
Huff	30	2-5	0-2	0-0	5	4	0	3	0	4	4
Clark	40	8-13	4-6	3-4	5	7	4	0	2	3	23
Key	35	3-7	0-1	1-2	4	2	1	0	1	3	7
Woldetsensae	38	10-13	7-10	0-0	0	1	1	0	0	3	27
Morsell	7	0-0	0-0	0-0	1	0	0	0	0	2	0
Stattmann	2	0-0	0-0	0-0	0	0	1	1	0	2	0
Caffaro	8	0-0	0-0	2-2	2	0	0	0	0	2	2
Team					0						
Totals	200	26-49	11-22	10-14	19	14	7	5	3	20	73

Total FG% 1st H: 13-25 52.0% 2nd H: 13-24 54.2% Game: 53.1%
3-Pt. FG% 1st H: 3- 7 42.9% 2nd H: 8-15 53.3% Game: 50.0%
FThrow % 1st H: 1- 3 33.3% 2nd H: 9-11 81.8% Game: 71.4%

Score by Periods	1st	2nd	Total	Attendance:
Virginia	30	43	73	19,250
Louisville	44	36	80	Ties: 2
				Lead Changes: 4

Georgia Tech 64, Louisville 58
February 12, 2020 -- Atlanta, Ga. (McCarrish Pavilion)

Louisville 58

Player	min	FG	3FG	FT	Reb	Ast	TO	BL	ST	PF	TP
Sutton	f 30	3-6	0-3	3-4	10	0	0	0	1	2	4
Nwora	f 24	1-6	0-4	0-0	3	2	4	0	1	2	2
Enoch	c 14	2-4	0-0	0-0	2	1	0	1	0	4	4
Kimble	g 22	0-5	0-2	2-2	2	2	2	0	2	1	2
Perry	g 15	0-1	0-1	1-2	0	1	1	0	0	2	1
Williams	27	5-11	1-4	5-7	8	0	3	1	1	5	16
Williamson	23	1-2	1-1	2-2	3	1	2	1	1	2	5
Johnson	24	6-13	0-1	4-7	5	2	4	0	0	5	16
McMahon	21	1-8	1-8	0-0	1	1	0	0	0	2	3
Team					3						
Totals	200	19-56	3-24	17-24	37	10	16	4	7	27	58

Total FG% 1st H: 8-23 34.8% 2nd H: 11-33 33.3% Game: 33.9%
3-Pt. FG% 1st H: 1- 7 14.3% 2nd H: 2-17 11.8% Game: 12.5%
FThrow % 1st H: 9-12 75.0% 2nd H: 8-12 66.7% Game: 70.8%

Georgia Tech 64

Player	min	FG	3FG	FT	Reb	Ast	TO	BL	ST	PF	TP
Usher	f 31	5-10	0-2	1-4	4	1	2	0	1	4	11
Wright	f 31	4-7	0-0	4-4	6	0	2	3	2	3	12
Banks III	c 28	4-6	0-0	2-4	3	1	2	1	1	5	10
Devoe	g 32	2-9	1-4	6-7	4	5	5	0	3	3	11
Alvarado	g 33	5-11	3-6	5-6	3	2	5	0	0	3	18
Moore	10	0-1	0-1	0-0	0	0	0	0	0	0	0
Cole	6	0-0	0-0	0-0	2	0	1	0	0	2	0
Parham	29	0-2	0-1	2-3	4	3	1	0	2	2	2
Team					4						
Totals	200	20-46	4-14	20-28	30	12	18	4	9	22	64

Total FG% 1st H: 12-27 44.4% 2nd H: 8-19 42.1% Game: 43.5%
3-Pt. FG% 1st H: 3- 7 42.9% 2nd H: 1- 7 14.3% Game: 28.6%
FThrow % 1st H: 4- 7 57.1% 2nd H: 16-21 76.2% Game: 71.4%

Score by Periods	1st	2nd	Total	Attendance:
Louisville	26	32	58	5,801
Georgia Tech	31	33	64	Ties: 0
				Lead Changes: 0

Team Box Score Extended

No.	Player	Total				3-Point		F-Throw		Rebounds																	
		GP-GS	MIN	AVG	FG-FGA	FG%	3FG-FGA	3FG%	FT-FTA	FT%	OFF	DEF	TOT	AVG	PF	DQ	A	A/G	TO	TO/G	A/TO	BLK	BLK/G	STL	STL/G	PTS	AVG
33	NWORA, Jordan	25-25	820:29	32.8	158-345	.458	63-147	.429	90-110	.818	42	139	181	7.2	52	0	33	1.32	54	2.16	0.61	7	0.28	20	0.80	469	18.8
23	ENOCH, Steven	25-25	519:05	20.8	100-190	.526	8-25	.320	47-62	.758	38	107	145	5.8	59	0	10	0.40	32	1.28	0.31	19	0.76	8	0.32	255	10.2
24	SUTTON, Dwayne	25-25	782:52	31.3	74-148	.500	21-64	.328	52-74	.703	62	149	211	8.4	55	0	48	1.92	26	1.04	1.85	17	0.68	22	0.88	221	8.8
30	MCMAHON, Ryan	25-13	611:29	24.5	65-154	.422	54-123	.439	29-31	.935	3	25	28	1.1	32	0	45	1.80	26	1.04	1.73	1	0.04	15	0.60	213	8.5
5	WILLIAMS, Malik	21-0	397:48	18.9	58-121	.479	8-29	.276	54-82	.659	47	84	131	6.2	38	1	6	0.29	15	0.71	0.40	15	0.71	11	0.52	178	8.5
13	JOHNSON, David	21-0	283:22	13.5	50-100	.500	4-12	.333	20-32	.625	22	30	52	2.5	36	1	44	2.10	37	1.76	1.19	5	0.24	14	0.67	124	5.9
2	PERRY, Darius	25-25	536:03	21.4	56-135	.415	25-61	.410	10-14	.714	1	41	42	1.7	55	0	73	2.92	38	1.52	1.92	0	0.00	15	0.60	147	5.9
0	KIMBLE, Lamarr	25-12	543:39	21.7	43-118	.364	15-43	.349	24-34	.706	6	33	39	1.6	37	0	74	2.96	38	1.52	1.95	3	0.12	18	0.72	125	5.0
10	WILLIAMSON, Samuel	25-0	400:25	16.0	45-93	.484	8-22	.364	15-23	.652	23	44	67	2.7	43	0	16	0.64	31	1.24	0.52	4	0.16	8	0.32	113	4.5
11	SLAZINSKI, Quinn	11-0	33:41	3.1	2-6	.333	2-4	.500	6-8	.750	2	6	8	0.7	3	0	3	0.27	3	0.27	1.00	0	0.00	0	0.00	12	1.1
22	IGIEHON, Aidan	13-0	61:25	4.7	5-8	.625	0-0	.000	3-8	.375	2	15	17	1.3	12	0	0	0.00	4	0.31	0.00	2	0.15	0	0.00	13	1.0
20	NICKELBERRY, Josh	14-0	53:59	3.9	2-9	.222	2-7	.286	6-6	1.000	1	2	3	0.2	3	0	1	0.07	1	0.07	1.00	0	0.00	0	0.00	12	0.9
1	ODDO, Keith	4-0	04:27	1.1	0-0	.000	0-0	.000	1-2	.500	0	0	0	0.0	3	0	0	0.00	0	0.00	0.00	0	0.00	0	0.00	1	0.3
12	ORBAUGH, Hogan	1-0	00:38	0.6	0-0	.000	0-0	.000	0-0	.000	0	0	0	0.0	0	0	0	0.00	0	0.00	0.00	0	0.00	0	0.00	0	0.0
4	WILLIAMS, Grant	1-0	00:38	0.6	0-0	.000	0-0	.000	0-0	.000	0	0	0	0.0	0	0	0	0.00	0	0.00	0.00	0	0.00	0	0.00	0	0.0
Total		25	5050		658-1427	.461	210-537	.391	357-486	.735	270	704	974	39.0	428	2	353	14.12	311	12.44	1.14	73	2.92	131	5.24	1883	75.3
Opponents		25	5050		555-1459	.380	178-596	.299	297-412	.721	251	558	809	32.4	444	12	265	10.60	291	11.64	0.91	78	3.12	152	6.08	1585	63.4

Score by Periods

Team	1st	2nd	OT	TOT
Louisville	934	928	21	1883
Opponents	736	825	24	1585



**2019-20 Louisville Men's Basketball
Season/Career Statistics
All games**

Page 1/1
as of Feb 13, 2020

Summary

	Season Statistics										Career Statistics									
Player	GP-GS	MIN/G	FG%	3FG%	FT%	R/G	A/G	STL	BLK	PTS/G	GP-GS	MIN/G	FG%	3FG%	FT%	R/G	A/G	STL	BLK	PTS/G
ENOCH, Steven	25-25	20.8	.526	.320	.758	5.8	0.4	8	19	10.2	59-39	19.8	.527	.344	.791	5.5	0.3	14	41	9.8
IGIEHON, Aidan	13-0	4.7	.625	.000	.375	1.3	0.0	0	2	1.0	13-0	4.7	.625	.000	.375	1.3	0.0	0	2	1.0
JOHNSON, David	21-0	13.5	.500	.333	.625	2.5	2.1	14	5	5.9	21-0	13.5	.500	.333	.625	2.5	2.1	14	5	5.9
KIMBLE, Lamarr	25-12	21.7	.364	.349	.706	1.6	3.0	18	3	5.0	25-12	21.7	.364	.349	.706	1.6	3.0	18	3	5.0
MCMAHON, Ryan	25-13	24.5	.422	.439	.935	1.1	1.8	15	1	8.5	116-14	16.3	.396	.393	.912	0.9	1.4	61	9	6.1
NICKELBERRY, Josh	14-0	3.9	.222	.286	1.000	0.2	0.1	0	0	0.9	14-0	3.9	.222	.286	1.000	0.2	0.1	0	0	0.9
NWORA, Jordan	25-25	32.8	.458	.429	.818	7.2	1.3	20	7	18.8	87-54	25.8	.453	.402	.786	5.8	1.0	69	22	13.9
ODDO, Keith	4-0	1.1	.000	.000	.500	0.0	0.0	0	0	0.3	4-0	1.1	.000	.000	.500	0.0	0.0	0	0	0.3
ORBAUGH, Hogan	1-0	0.6	.000	.000	.000	0.0	0.0	0	0	0.0	1-0	0.6	.000	.000	.000	0.0	0.0	0	0	0.0
PERRY, Darius	25-25	21.4	.415	.410	.714	1.7	2.9	15	0	5.9	94-39	16.9	.407	.369	.820	1.4	1.9	50	3	5.0
SLAZINSKI, Quinn	11-0	3.1	.333	.500	.750	0.7	0.3	0	0	1.1	11-0	3.1	.333	.500	.750	0.7	0.3	0	0	1.1
SUTTON, Dwayne	25-25	31.3	.500	.328	.703	8.4	1.9	22	17	8.8	95-63	25.3	.454	.344	.718	6.2	1.4	82	39	7.5
WILLIAMS, Grant	1-0	0.6	.000	.000	.000	0.0	0.0	0	0	0.0	1-0	0.6	.000	.000	.000	0.0	0.0	0	0	0.0
WILLIAMS, Malik	21-0	18.9	.479	.276	.659	6.2	0.3	11	15	8.5	87-32	15.6	.436	.313	.681	4.8	0.2	32	69	6.5
WILLIAMSON, Samuel	25-0	16.0	.484	.364	.652	2.7	0.6	8	4	4.5	25-0	16.0	.484	.364	.652	2.7	0.6	8	4	4.5

Scoring

Player	Season Statistics								Career Statistics							
	FG-FGA	FG%	3FG-3FGA	3FG%	FT-FTA	FT%	PTS	PTS/G	FG-FGA	FG%	3FG-3FGA	3FG%	FT-FTA	FT%	PTS	PTS/G
ENOCH, Steven	100-190	.526	8-25	.320	47-62	.758	255	10.2	222-421	.527	22-64	.344	110-139	.791	576	9.8
IGIEHON, Aidan	5-8	.625	0-0	.000	3-8	.375	13	1.0	5-8	.625	0-0	.000	3-8	.375	13	1.0
JOHNSON, David	50-100	.500	4-12	.333	20-32	.625	124	5.9	50-100	.500	4-12	.333	20-32	.625	124	5.9
KIMBLE, Lamarr	43-118	.364	15-43	.349	24-34	.706	125	5.0	43-118	.364	15-43	.349	24-34	.706	125	5.0
MCMAHON, Ryan	65-154	.422	54-123	.439	29-31	.935	213	8.5	207-523	.396	168-428	.393	125-137	.912	707	6.1
NICKELBERRY, Josh	2-9	.222	2-7	.286	6-6	1.000	12	0.9	2-9	.222	2-7	.286	6-6	1.000	12	0.9
NWORA, Jordan	158-345	.458	63-147	.429	90-110	.818	469	18.8	408-901	.453	165-410	.402	224-285	.786	1205	13.9
ODDO, Keith	0-0	.000	0-0	.000	1-2	.500	1	0.3	0-0	.000	0-0	.000	1-2	.500	1	0.3
ORBAUGH, Hogan	0-0	.000	0-0	.000	0-0	.000	0	0.0	0-0	.000	0-0	.000	0-0	.000	0	0.0
PERRY, Darius	56-135	.415	25-61	.410	10-14	.714	147	5.9	155-381	.407	75-203	.369	82-100	.820	467	5.0
SLAZINSKI, Quinn	2-6	.333	2-4	.500	6-8	.750	12	1.1	2-6	.333	2-4	.500	6-8	.750	12	1.1
SUTTON, Dwayne	74-148	.500	21-64	.328	52-74	.703	221	8.8	240-529	.454	86-250	.344	148-206	.718	714	7.5
WILLIAMS, Grant	0-0	.000	0-0	.000	0-0	.000	0	0.0	0-0	.000	0-0	.000	0-0	.000	0	0.0
WILLIAMS, Malik	58-121	.479	8-29	.276	54-82	.659	178	8.5	190-436	.436	56-179	.313	126-185	.681	562	6.5
WILLIAMSON, Samuel	45-93	.484	8-22	.364	15-23	.652	113	4.5	45-93	.484	8-22	.364	15-23	.652	113	4.5

Totals

Player	Season Statistics								Career Statistics							
	O-REB	D-REB	TOTAL	PF	FO	A	TO	A/TO	O-REB	D-REB	TOTAL	PF	FO	A	TO	A/TO
ENOCH, Steven	38	107	145	59	0	10	32	0.3	89	233	322	145	2	16	67	0.2
IGIEHON, Aidan	2	15	17	12	0	0	4	0.0	2	15	17	12	0	0	4	0.0
JOHNSON, David	22	30	52	36	1	44	37	1.2	22	30	52	36	1	44	37	1.2
KIMBLE, Lamarr	6	33	39	37	0	74	38	1.9	6	33	39	37	0	74	38	1.9
MCMAHON, Ryan	3	25	28	32	0	45	26	1.7	13	97	110	159	0	166	107	1.6
NICKELBERRY, Josh	1	2	3	3	0	1	1	1.0	1	2	3	3	0	1	1	1.0
NWORA, Jordan	42	139	181	52	0	33	54	0.6	97	406	503	157	0	88	157	0.6
ODDO, Keith	0	0	0	3	0	0	0	0.0	0	0	0	3	0	0	0	0.0
ORBAUGH, Hogan	0	0	0	0	0	0	0	0.0	0	0	0	0	0	0	0	0.0
PERRY, Darius	1	41	42	55	0	73	38	1.9	12	119	131	186	0	177	117	1.5
SLAZINSKI, Quinn	2	6	8	3	0	3	3	1.0	2	6	8	3	0	3	3	1.0
SUTTON, Dwayne	62	149	211	55	0	48	26	1.8	178	410	588	207	4	132	93	1.4
WILLIAMS, Grant	0	0	0	0	0	0	0	0.0	0	0	0	0	0	0	0	0.0
WILLIAMS, Malik	47	84	131	38	1	6	15	0.4	133	283	416	152	2	20	57	0.4
WILLIAMSON, Samuel	23	44	67	43	0	16	31	0.5	23	44	67	43	0	16	31	0.5

2019-20 Louisville Photo Roster



0 Lamarr "Fresh" Kimble
G 6-0 185 Gr.
Philadelphia, Pa.
(St. Joseph's University)



1 Keith Oddo
G 6-1 180 Gr.
Roanoke, Va.
(Richmond University)



2 Darius Perry
G 6-2 195 Jr.
Marietta, Ga.
(Wheeler HS)



3 Jae'Lyn Withers
F 6-8 215 Fr.
Charlotte, N.C.
(Cleveland (OH) Heights HS)



4 Grant Williams
G 5-11 165 Jr.
Crestwood, Ky.
(South Oldham HS)



5 Malik Williams
F/C 6-11 245 Jr.
Ft. Wayne, Ind.
(Snider HS)



10 Samuel Williamson
G/F 6-7 200 Fr.
Rockwall, Texas
(Rockwall HS)



11 Quinn Slazinski
F 6-8 215 Fr.
Houston, Texas
(Huntington Prep/WV)



12 Hogan Orbaugh
F 6-8 240 Fr.
Zionsville, Ind.
(Zionsville HS)



13 David Johnson
G 6-5 210 Fr.
Louisville, Ky.
(Trinity HS)



20 Josh Nickelberry
G 6-4 200 Fr.
Fayetteville, N.C.
(Northwood Temple Acad.)




22 Aidan Igiehon
F 6-10 240 Fr.
Dublin, Ireland
(Lawrence Woodmere)



23 Steven Enoch
C 6-10 255 R-Sr.
Norwalk, Conn.
(Univ. of Connecticut)



24 Dwayne Sutton
F 6-5 220 R-Sr.
Louisville, Ky.
(UNC Asheville)



30 Ryan McMahon
G 6-0 185 R-Sr.
Sarasota, Fla.
(Cardinal Mooney HS)



33 Jordan Nwora
F 6-8 225 Jr.
Buffalo, N.Y.
(Vermont Academy)



Chris Mack
Head Coach



Luke Murray
Assistant Coach



Mike Pegues
Assistant Coach



Dino Gaudio
Assistant Coach



Kahil Fennell
Dir. Basketball Operations

On The Bench

