



# WAKE FOREST WOMEN'S BASKETBALL



7 POSTSEASON APPEARANCES » 31 ALL-ACC SELECTIONS » 10 ALL-AMERICANS » 3 FRESHMAN ALL-AMERICANS

## THE MATCHUP

### GAME NO. 25

FEB. 13, 2020 | LITTLEJOHN ARENA (CLEMSON, SC)

#### WAKE FOREST DEMON DEACONS



##### Head Coach:

Jen Hoover

##### Record at Wake:

110-136 (8th year)

##### 2019-20 Record:

12-12, 5-8 ACC

VS



#### CLEMSON TIGERS

##### Head Coach:

Amanda Butler

##### Record at Clemson:

27-30 (2nd year)

##### 2019-20 Record:

7-17, 3-10 ACC

## PROBABLE STARTERS

Wake Forest			Ht.	Yr.	Hometown	PPG	RPG	Other
G	5	Gina Conti	5-10	Jr.	Grove City, Ohio	10.4	2.7	5.3 apg
G	14	Alex Sharp	6-1	Sr.	Melbourne, Australia	12.7	9.0	1.9 apg
G	32	Alexandria Scruggs	5-10	Fr.	Fayetteville, N.C.	5.6	4.1	.800 FT%
F	11	Ivana Raca	6-2	Jr.	Belgrade, Serbia	16.0	6.9	1.1 stl/g
F	23	Christina Morra	6-2	So.	Toronto, Ontario	8.3	5.0	.521 FG%
Clemson			Ht.	Yr.	Hometown	PPG	RPG	Other
G	1	Destiny Thomas	5-10	Jr.	Pelham, Ga.	3.6	2.6	3.3 apg
G	3	Kendall Spray	5-5	R-Jr.	Mt. Juliet, Tenn.	10.4	3.6	7.6 3FGA/g
F	12	Hannah Hank	6-2	Fr.	Port Lincoln, Australia	6.2	3.8	.829 FT%
F	5	Amari Robinson	6-0	Fr.	Douglasville, Ga.	11.3	6.6	1.2 stl/g
F	44	Kobi Thornton	6-2	Sr.	Shellman, Ga.	12.8	5.9	.96 blk/g

## OFF THE BENCH

Wake Forest			Ht.	Yr.	Hometown	PPG	RPG	Other
G	1	Anaia Hoard	5-10	Fr.	Carnon, France	2.3	1.3	.385 3FG%
G	2	Kaia Harrison	5-7	Fr.	Baldwin, N.Y.	2.0	1.3	1.4 apg
F	44	Ona Udoh	6-1	Sr.	Fayetteville, N.C.	6.5	4.3	.640 FG%
Clemson			Ht.	Yr.	Hometown	PPG	RPG	Other
G	31	Shania Meertens	5-8	Jr.	Winter Springs, Fla	5.0	2.7	1.7 apg
C	24	Mikayla Hayes	6-3	R-So.	Minneapolis, Minn.	3.4	2.5	12.2 mpg
C	55	Tylar Bennett	6-4	Jr.	Redford, Mich.	2.3	2.8	.88 blk/g

## KEY STORYLINES

### LAST TIME

- **DOING IT ALL:** For the fourth consecutive game, Alex Sharp led the Demon Deacons in both scoring and rebounding, finishing the game with 16 points and nine rebounds. She also moved into the Wake Forest top-25 in career scoring.
- **NEAR COMEBACK:** Wake Forest trailed by as much as 17 points in the second half, but with the help of a 10-0 scoring run brought the game back to 47-43 with 2:47 left to play. Georgia Tech free throws at the end put the game away.
- **900:** Ivana Raca posted 15 points in the game, which gives her 900 points for her Wake Forest career.

### MILESTONES

- **MAY I ASSIST YOU:** With a 2.04:1 assist/TO ratio over the last 10 games, Gina Conti now ranks second in program history with a career 1.46:1 assist/TO ratio.
- **SCORING LIST:** Senior Alex Sharp move into the top-25 on the Wake Forest scoring list during Sunday's game at Georgia Tech. She currently has 1,058 points in her career.
- **CLEANING THE GLASS:** Sharp needs just 50 boards to move into third in Wake history. She has collected 856 rebounds in her career.
- **NEARING 100:** Sharp has started in 93 games in her Demon Deacon career.

### SERIES HISTORY

- **ALL-TIME:** Wake Forest trails in the series all-time 49-24.
- **LAST TIME IN SERIES:** Wake won the last matchup, 63-58 at home on Jan. 9, 2020. Ivana Raca scored a then career-high 24 points while pulling down a game-high 10 rebounds for her second double-double of the season.
- **IN CLEMSON:** Wake Forest holds a series record of 11-25 in games played in Clemson. The Deacs have won the last three matchups in the series played on the road.
- **LAST 12:** Wake has won 10 of the last 12 games in the series history including a win earlier this season.

## 2019-20 SCHEDULE

### RECORD

### 12-12

ACC	5-8
NON-CONFERENCE	7-4
HOME	8-4
AWAY	2-8
NEUTRAL	2-0

DATE	OPPONENT	TIME/RESULT
11/5	UNC-Wilmington	W, 65-55
11/8	College of Charleston	W, 106-50
11/10	UNC-Greensboro	L, 67-65
11/15	Charlotte	L, 77-65
11/22	@ St. John's	L, 84-72
11/25	@ Elon	W, 69-57
11/30	East Carolina	W, 76-53
12/5	@ ETSU	L, 67-65
12/16	Campbell	W, 74-49
12/20	vs. Dayton <sup>1</sup>	W, 78-59
12/21	vs. Florida <sup>1</sup>	W, 73-68
12/29	@ No. 24 Miami*	L, 59-56
1/2	@ Duke*	W, 60-58
1/5	Georgia Tech*	W, 65-60
1/9	Clemson*	W, 63-58
1/12	@ No. 7 Louisville*	L, 74-61
1/16	Virginia*	W, 62-56
1/19	@ No. 9 NC State*	L, 59-45
1/23	No. 14 Florida State*	L, 70-65
1/26	Syracuse*	W, 65-60
1/30	@ Pittsburgh*	L, 53-48
2/2	@ Boston College*	L, 67-54
2/6	Notre Dame*	L, 75-71
2/9	@ Georgia Tech*	L, 62-52
2/13	@ Clemson*	7:00 p.m.
2/16	Virginia Tech*	1:00 p.m.
2/20	@ Florida State*	7:00 p.m.
2/23	North Carolina*	12:00 p.m.
2/27	Miami*	7:00 p.m.
3/4	ACC First Rounds <sup>2</sup>	TBA
3/5	ACC Second Round <sup>2</sup>	TBA
3/6	ACC Quarterfinals <sup>2</sup>	TBA
3/7	ACC Semifinals <sup>2</sup>	TBA
3/8	ACC Finals <sup>2</sup>	TBA
3/20-21	NCAA First Round <sup>3</sup>	TBA
3/22-23	NCAA Second Round <sup>3</sup>	TBA
3/27-28	NCAA Sweet 16 <sup>3</sup>	TBA
3/29-30	NCAA Elite Eight <sup>3</sup>	TBA
4/3	NCAA Final Four <sup>3</sup>	TBA
4/5	NCAA Championship <sup>3</sup>	TBA

\* Atlantic Coast Conference game

1 - West Palm Invitational

2 - ACC Tournament

3 - NCAA Tournament

\*\*All times Eastern\*\*

## BROADCAST INFORMATION

TV: ACCN

Play-by-Play: Fred Cunningham

Color: TBD

Stream: ESPN.com/watch

Stats: WakeForestStats.com



SOCIAL MEDIA:



@WAKEWBB



WAKE WBB

## QUICK FACTS

### THE BASICS

Location: Winston-Salem, N.C.  
 Founded: 1834  
 Move to Winston-Salem: 1941  
 Conference: Atlantic Coast  
 Enrollment: 8,116  
 Endowment: \$1.32 billion  
 Colors: Old Gold & Black  
 Nickname: Demon Deacons  
 Mascot: The Demon Deacon  
 Band: The Spirit of the Old Gold & Black  
 University President: Nathan Hatch  
 Provost: Rogan Kersh  
 Director of Athletics: John Currie  
 Senior Woman Admin: Barbara Walker  
 Athletic Department Phone: 336-758-5616  
 Ticket Office Phone: 336-758-3322

### COURT FACTS

#### LAWRENCE JOEL VETERANS MEMORIAL COLISEUM

Capacity: 14,665  
 Record in Arena: 242-201 (.546), 30th season  
 Largest Crowd: 10,001 vs. Charlotte (12/18/17)  
 Largest Crowd 2019-20: 9,121 vs. Campbell (12/16/19)

### PRACTICE FACILITY

#### SHAH BASKETBALL COMPLEX

Opened: Sept. 13, 2019  
 Name: In honor of Mit Shah ('91) whose \$5 million lead gift made the facility possible  
 Features:  
 - \$12 million project  
 - 24,400 square feet practice facility both the men's and women's basketball programs  
 - Two practice courts and a total of 13 baskets  
 - 6,000 square feet of strength & conditioning equipment  
 - 17,000 square feet of meeting rooms, coaches offices and a heritage area for the men's and women's basketball programs  
 - Over 1,500 square feet will be used for a customized nutrition center

### MEDIA RELATIONS INFORMATION

#### Overnight Mail Address

PO Box 7426  
 Winston-Salem, NC 27109

#### Andy Kovar

Office Phone: 336-758-1880  
 Cell: 224-456-3152  
 Email: kovara@wfu.edu

### FOLLOW ONLINE

#### Website

GoDeacs.com/womens-basketball

#### Twitter

@WakeWBB  
 @WakeCoachJen  
 @SparrowWFU  
 @woodsfnfam  
 @WakeCoachD

#### Facebook

Facebook.com/WakeWBB

#### Instagram

wakewbb



## 2019-20 WAKE FOREST ROSTER

No	Name	Pos.	Ht.	Class	Hometown/High School/Last College
0	Maya Banks	F	6-4	Jr.	Chandler, Ariz./Hamilton
1	Anaia Hoard	G	5-10	Fr.	Carnon, France/Wesleyan Christian Academy
2	Kaia Harrison	G	5-7	Fr.	Baldwin, N.Y./Baldwin
3	Mack Maier	G	5-10	Fr.	Parker, Colo./Chaparral
5	Gina Conti	G	5-10	Jr.	Grove City, Ohio/Grove City
10	Ellen Hahne	G	5-11	So.	Stockholm, Sweden/Riksbasketgymnastiet Luleå
11	Ivana Raca	F	6-2	Jr.	Belgrade, Serbia/1st Lyceum of Voula
12	Kaylen Dickson	G	5-11	So.	Gurnee, Ill./Warren Township
14	Alex Sharp	G	6-1	Sr.	Melbourne, Australia/Australian Institute of Sport
20	Olivia Summiel	F	6-2	Fr.	Dayville, Conn./Marianapolis Preparatory School
21	Raegyn Branch	F	6-2	Sr.	Arlington, Tenn./Arlington
23	Christina Morra	F	6-2	So.	Toronto, Ontario/Kings Christian Collegiate
32	Alexandria Scruggs	G	5-10	Fr.	Fayetteville, N.C./E.E. Smith
44	Ona Udoh	F	6-1	Sr.	Fayetteville, N.C./Terry Sanford

### COACHING STAFF

**Head Coach:** Jen Hoover (Wake Forest, '91)

**Record at Wake Forest (Years):** 110-136 (8th)

**Overall Record:** 129-149

**Assistant Coach:** Jermaine Woods (Third Season)

**Assistant Coach:** Melissa D'Amico (Second Season)

**Assistant Coach:** Dane Sparrow (Fourth Season)

**Director of Operations:** Olivia Bresnahan (Second Season)

**Video Coordinator:** Chase Vaden (Second Season)

### SUPPORT STAFF

**Sports Medicine:** Scott Spernoga (22nd Season)

**Strength & Conditioning:** Jena Ready (First Season)

**Administrative Assistant:** Mary Ann Justus (19th Season)

**Student-Athlete Services:** Brooke Taylor (Sixth Season)

**Equipment:** Molly Bachand (Fourth Season)

### PRONUNCIATION GUIDE

Anaia Hoard	A-ny-a
Mack Maier	Mey-er
Ellen Hahne	Ha-na
Ivana Raca	Rot-za
Olivia Summiel	Sume-E-el
Ona Udoh	Ana Ooo-dough

### TEAM INFORMATION

**2018-19 Record:** 10-20

**ACC Record (Finish):** 1-15 (15th)

**NCAA Finish (AP Rank):** N/A (N/A)

**Starters Returning:** 4

G Gina Conti, G Alex Sharp, F Ivana Raca, F Ona Udoh

**Starters Lost:** 1

F Elisa Penna

**Newcomers:** 5

5 Freshmen

G Anaia Hoard, G Kaia Harrison, G Mack Maier, F Olivia Summiel, G Alexandria Scruggs

**Competition Facility:** Lawrence Joel Veterans Memorial Coliseum

**Practice Facility:** Shah Basketball Complex

## BY THE NUMBERS

11

Number of teams in the country to pull down 1,000 or more rebounds this season. Wake has 1,003 just three behind the ACC leader NC St.

18

Coming into Thursday's game, Gina Conti ranks 18th in the nation with 116 total assists while ranking 24th in assists per game.

16

Number of games this season where Gina Conti has had five or more assists. Only Taja Cole (VT) has more such games with 19.

## FAST BREAK

## IN ACC WINS

- The Demon Deacons will be in search of their second road victory in conference play this season on Sunday as four of their five wins have come at home.
- In ACC wins, Wake Forest is shooting the ball well from behind the arc at a 39.5 percent clip while limiting its opponents to just 26.6 percent from behind the arc.
- Junior **Ivana Raca** has been a key part of the offense in all five of the Demon Deacons conference wins, averaging 18.6 points per contest and scoring 15 or more points in each game. She is also getting the free throw line with regularity with over five makes in each ACC win.
- Over those five wins, **Gina Conti** has been the centerpiece of the offense averaging 5.6 assists. This included a season-high nine assists in the win over Clemson. She also has a pair of 20-plus point games and is shooting 47.4 percent from three.
- Sophomore **Christina Morra** has helped provide consistent offense on the low block, posting 9.6 points in each with and 6.2 rebounds. This is an uptick of a full point and rebound better than her season average. She posted a career-high 18 points to help the Demon Deacons defeat Georgia Tech earlier this season.
- On the wing, senior **Alex Sharp** is averaging a near double-double with 10.8 points and 8.0 rebounds. She is also lighting it up from behind the arc in ACC wins, shooting 50.0 percent (11-of-22) with a career-high four threes against Syracuse.

## SOLVING THE YELLOW JACKETS D

- Coming into the first matchup, Georgia Tech led the conference with 46.23 points allowed per game. Wake Forest bested that average by nearly 20 points, scoring 65 points in the win over the Yellow Jackets.
- The Deacs also knocked down 8-of-16 shots from behind the arc as **Gina Conti** tied her career best with four threes in the game.
- Ivana Raca** tallied her first double-double of the season with 19 points and a career-high 12 rebounds.

## CONTI CLUTCH AT DUKE

- With 1.8 seconds left in the game, **Gina Conti** knocked down the game winning shot from the left elbow, lifting Wake Forest to a 60-58 victory at Duke.
- It marked the Demon Deacons first win in Cameron Indoor Stadium since Jan. 25, 1993 and their eighth overall in series history.
- With 11 points and a team-high 12 rebounds, **Alex Sharp** moved into fifth place in program history with her 17th double-double of her career.

## HITTING THE GLASS

- Wake Forest enters Thursday ranked 29th in the nation in rebounding margin with a +7.8 margin per game.
- The Demon Deacons' 1,003 total rebounds rank 11th nationally while ranking 33rd with 41.79 rebounds/g.
- Alex Sharp** leads the team and ranks fourth in the conference with 9.0 rebounds per game this season.
- The Deacs 60-rebound performance against College of Charleston earlier this season was the most rebounds by any ACC team this season.

## THE FRESHMAN FIVE

- Head coach Jen Hoover welcomes five freshmen to the fold this season: guard Anaia Hoard, guard Kaia Harrison, guard Mack Maier, forward Olivia Summiel and guard Alexandria Scruggs.
- Hoard lead her native France to gold at the U15 and U16 European Championships while finishing runner-up at the U17 World Cup.
- Harrison is a two-time New York State champion, earning all-tournament honors during both title runs while receiving MVP honors in 2018.
- Maier was a four-time All-Conference honoree and over the course of her four years, averaged 15.5 points, five rebounds and 4.5 assists per game.
- Summiel averaged a double-double for her high school career while being named a Class A All-Conference first team honoree three times.
- Scruggs was ranked 68th nationally by Blue Star Basketball, 95th by the Olson rankings and 96th overall (26th positionally) by ESPN HoopGurlz.

## WIN 100 AT WAKE FOR HOOVER

- Wake Forest head coach **Jen Hoover** earned her 100th win at Wake Forest when the Demon Deacons defeated the College of Charleston on Friday, November 8 by a 106-50 score.
- Now in her eighth year at her alma mater, Hoover won her 100th overall game on Dec. 9, 2017 with a 92-50 win over Maryland Eastern Shore.
- Hoover is a member of the Wake Forest Sports Hall of Fame as a dominant player for the Demon Deacons. She scored 1,728 points and grabbed 1,006 rebounds during her career and graduated as Wake Forest's all-time leader in points and rebounds.

## INTERNATIONAL FLAVOR

- With five international players currently on the roster, Wake Forest is tied for the most foreign players in the ACC.
- The Demon Deacons have at least one international prospect in all four classes and represent three separate continents (North America, Europe and Australia).
- All five come from different countries: **Alex Sharp** (Australia), **Christina Morra** (Canada), **Anaia Hoard** (France), **Ivana Raca** (Serbia) and **Ellen Hahne** (Sweden).

## AS SHARP AS IT GETS

- In her final season in Winston-Salem, **Alex Sharp** is earning her spot in the Wake Forest record book. She currently ranks in the top five in both rebounds and double-doubles in her career and is inside of the top five in both after collecting a team-high 11 rebounds at Pitt.
- Sharp enters Sunday afternoon's game needing just 50 more rebounds to tie for third in program history. The Melbourne, Australia native currently has 856 rebounds in her career.
- She also became the 27th Demon Deacon member of the 1,000-point club. She currently has 1,058 points in her career and Sharp became the fifth player in the Jen Hoover era to do so. She also became just the fifth player in Wake history to have 1,000 points and 800 rebounds.

## OUR RECORD WHEN...

	Overall	ACC
<b>LOCATION</b>		
Home	8-4	4-2
Away	2-8	1-6
Neutral	2-0	--
<b>RANKING</b>		
vs. Ranked Opponent	0-4	0-4
<b>SITUATIONAL</b>		
After Win	7-6	2-4
After Loss	5-6	3-4
In Overtime	--	--
Leading at Half	9-5	3-2
Trailing at Half	3-7	2-6
<b>FIELD GOAL PERCENTAGE</b>		
WF shoots 40% or better	9-7	2-4
WF shoots 40% or less	3-5	3-4
Opp. shoots 40% or better	4-8	2-5
Opp. shoots 40% or less	8-4	3-3
<b>THREE POINT PERCENTAGE</b>		
WF shoots 35% or better	10-2	4-2
WF shoots 35% or less	2-10	1-6
Opp. shoots 35% or better	5-4	2-1
Opp. shoots 35% or less	7-8	3-7
<b>FREE THROW PERCENTAGE</b>		
WF shoots 75% or better	9-3	3-3
WF shoots 75% or less	3-9	2-5
Opp. shoots 75% or better	2-4	2-3
Opp. shoots 75% or less	10-8	3-5
<b>FIELD GOAL ATTEMPTS</b>		
WF attempts more FG	3-5	0-3
Opp. attempts more FG	9-6	5-4
Same number of FG	0-1	0-1
<b>THREE POINT ATTEMPTS</b>		
WF attempts more 3FG	4-6	3-4
Opp. attempts more 3FG	8-4	2-2
Same number of 3FG	0-2	0-2
<b>FREE THROW ATTEMPTS</b>		
WF attempts more FT	8-6	4-5
Opp. attempts more FT	3-6	0-3
Same number of FT	1-0	1-0
<b>REBOUNDS</b>		
WF grabs more rebounds	11-5	4-2
Opp. grabs more rebounds	1-5	1-5
Same number of rebounds	0-2	0-1
<b>TURNOVERS</b>		
WF has more TO	8-9	3-5
Opp. has more TO	4-3	2-3
Same number of TO	--	--
<b>SECOND CHANCE POINTS</b>		
WF has more 2nd chance	11-5	4-2
Opp. has more 2nd chance	3-4	3-3
Same number of 2nd chance	0-1	0-1
<b>POINTS IN THE PAINT</b>		
WF has more PIP	6-4	1-0
Opp. has more PIP	6-8	4-8
Same number of PIP	--	--
<b>DAY</b>		
November	5-2	--
December	3-2	0-1
January	5-4	5-4
February	0-3	0-3
March	--	--
<b>DAY</b>		
Sunday	2-6	2-5
Monday	2-0	--
Tuesday	1-0	--
Wednesday	--	--
Thursday	3-4	3-3
Friday	2-2	--
Saturday	2-0	--



## ACROSS ACC & NATION

# ACC STANDINGS

	CONF	OVERALL	HOME	ROAD	NEUTRAL	STREAK
No. 4 NC State	11-1	22-1	12-0	8-1	2-0	W8
No. 9 Louisville	10-2	21-3	10-1	8-2	3-0	L2
No. 14 Florida State	9-4	20-4	10-2	8-2	2-0	W3
North Carolina	7-6	16-8	11-3	2-5	3-0	L2
Virginia Tech	7-5	17-6	11-1	3-4	3-1	W1
Duke	7-5	13-10	10-3	3-7	0-0	W2
Georgia Tech	7-6	16-8	9-3	5-3	2-2	W2
Syracuse	6-6	12-11	8-3	2-5	2-3	W2
Boston College	6-6	13-10	6-4	6-5	1-1	W1
Notre Dame	5-7	10-13	5-8	4-4	1-2	W3
<b>WAKE FOREST</b>	5-8	12-12	8-4	2-8	2-0	L4
Miami (FL)	4-8	12-11	11-6	0-5	1-0	L2
Virginia	4-8	9-13	6-5	3-9	0-1	L1
Clemson	3-10	7-17	4-8	2-8	1-1	L6
Pittsburgh	1-11	4-19	3-10	0-8	1-1	L3

## ACC SCHEDULE THIS WEEK

### THURSDAY

Duke at Pitt | 6 p.m. | ACCN

Miami at Virginia | 7 p.m. | ACCN

Georgia Tech at Virginia Tech | 7 p.m. | ACCN

**Wake Forest at Clemson | 7 p.m. | ACCN**

Syracuse at North Carolina | 7 p.m. | RSN

Notre Dame at Boston College | 7 p.m. | ACCN

No. 5 Louisville at No. 7 NC State | 8 p.m. | ACCN

### SUNDAY

North Carolina at Boston College | noon | ACCN

Miami at Clemson | 1 p.m. | ACC Network

No. 14 Florida State at Duke | 1 p.m. | ACCN

Pitt at Syracuse | 1 p.m. | ACCN

**Virginia Tech at Wake Forest | 1 p.m. | ACCN**

Georgia Tech at No. 4 NC State | 2 p.m. | ACCN

Notre Dame at No. 9 Louisville | 3 p.m. | ACCN

## AP TOP 25 POLL

### FEB. 10

Rank	Team	Record	Prev.
1	South Carolina (27)	22-1	1
2	Baylor (3)	21-1	2
3	Oregon	22-2	3
4	<b>NC State</b>	<b>22-1</b>	<b>7</b>
5	UConn	20-2	4
6	Mississippi State	22-3	8
7	UCLA	21-2	10
8	Stanford	21-3	6
9	<b>Louisville</b>	<b>21-3</b>	<b>5</b>
10	Maryland	20-4	13
11	Oregon State	19-5	9
12	Arizona	19-4	12
13	DePaul	22-3	14
14	<b>Florida State</b>	<b>20-4</b>	<b>17</b>
15	Gonzaga	23-2	11
16	Texas A&M	18-5	16
17	Iowa	20-4	20
18	Kentucky	18-5	15
19	Northwestern	19-3	21
20	Indiana	19-6	18
21	South Dakota	22-2	22
22	Arizona State	16-8	19
23	Arkansas	19-5	25
24	Missouri State	20-3	24
25	Tennessee	17-6	23

### Receiving Votes:

\* Bold-Opponents on WF's 2019 schedule.

## MORE NOTES

### FLOOR GENERAL

- **Gina Conti** has come into her own as the floor general during her junior season, averaging a team-high 5.25 assists per game while also leading the team with 1.33 steals per contest. Her assist per game rank 24th in the country and 126 total assists ranks 18th nationally.
- Running point for the Demon Deacons, Conti is the only player in the ACC to have five or more assists in 13 of the last 17 games. This includes 33 assists combined over the last six games with a 1.74:1 assist/TO ratio.
- The junior from Grove City, Ohio has led the team in steals a team-best 11 times this season. She has had at least one steal in all but five games this season and has had multiple steals in 10 contests.
- Conti has also picked up her scoring load as an upper-classman, averaging a career-best 10.4 points per game, over a point better than her 9.1 points per game last season.

### RACA FILLING IT UP

- In her junior season in Winston-Salem, **Ivana Raca** has stepped up her scoring average by 3.6 points from a season ago. She is pouring in 16.0 points per game, which is a team-best and ranks sixth in the ACC. Raca has led the team in points 10 times this season while having 20 or more points in seven games.
- The 6-2 forward has been even more impressive since the start of conference play, ranking seventh in the ACC with 16.2 points and 10th with 7.4 rebounds while also having four double-doubles.

### GIVE ME MORRA THAT

- **Christina Morra** has enjoyed a breakout season for the Demon Deacons, averaging 8.3 points and 5.0 rebounds while shooting 52.1 percent from the field.
- Since being inserted into the starting lineup 13 games ago, she has averaged 9.2 ppg and 6.1 rpg.
- Morra has grabbed double-digit rebounds in two of the last nine games including a career-high 13 at Louisville.

### SHOWING OUT WITH SCHOOL OUT

- On School Day, the Demon Deacons closed out their last home game in the decade in style, defeating Campbell, 74-46, in front of a near record crowd. The attendance of 9,121 was the second largest in program history.
- The Camels 46 points were the fewest Wake Forest has given up this season, allowing Campbell to shoot just 28.6 percent from the field (19-of-63). After the Camels led 22-21 after the first quarter, the Deacs limited them to single-digit points in each of the final three quarters.
- Wake Forest tallied a season-best six blocked shots on the night, coming from six different player. Six separate players also recorded at least one steal with **Alexandria Scruggs**, **Gina Conti** and **Ona Udoh** each notching a pair of steals.

### FEELING 100 VS. CHARLESTON

- For the first time since Feb. 27, 2011, the Demon Deacons scored over 100 points in a game, defeating Campbell, 106-50 on Nov. 8.
- It marked the 16th time in Wake Forest women's basketball history the team has gone for 100-plus points in a game.
- The 56-point margin of victory tied the sixth largest margin of victory in program history.
- Wake also set season-bests in assists (24), rebounds (60), field goals made (40) and steals (14).

### DICKSON OUT

- After suffering a torn ACL during the game at East Tennessee State, sophomore guard **Kaylen Dickson** will miss the remainder of the season. Dickson, a Gurnee, Ill. native, had surgery on her knee in early January and has begun her rehabilitation.
- She saw action in six games this season, averaging 2.2 points per game.

## STREAKS/SUPERLATIVES

### STARTS AND STREAKS

Player	GP	Starts	Streak	Long
Ona Udoh	107	60	8	47
Alex Sharp	102	94	29	45
Gina Conti	84	64	63	63
Ivana Raca	84	53	53	53
Maya Banks	70	10	1	18
Raegyn Branch	68	7	1	66
Ellen Hahne	47	9	3	14
Christina Morra	44	11	23	23
Kaylen Dickson	34	8	0	15
Kaia Harrison	23	4	23	23
Alexandria Scruggs	23	18	23	23
Anaia Hoard	12	0	5	5

### SEASON SUPERLATIVES

#### Scored 20 or More Points

Ivana Raca	8
Gina Conti	4
Alex Sharp	3
Ona Udoh	1

#### Grabbed 10 or More Rebounds

Alex Sharp	8
Ivana Raca	3
Christina Morra	3
Ona Udoh	2

#### Dished Out 5 or More Assists

Gina Conti	16
------------	----

#### Recorded 3 or More Steals

Gina Conti	3
Ivana Raca	2
Kaia Harrison	1

#### Blocked 2 or More Shots

Ona Udoh	5
Alex Sharp	4

## HEAD COACH JEN HOOVER



## CAREER HIGHLIGHTS

- **129-149** overall record as a head coach
- **110-136** record as the head coach at Wake
- **Advanced** to back-to-back WNIT Tournaments in 2016 and 2017
- **Third** in Wake history in wins

## Hoover's Career BY THE NUMBERS:

2

AP All-American honorees.

4

All-conference selections.

4

1,000 point scorers including the Dearica Hamby who is the Wake Forest all-time leading scorer with 1,801 points in her career.

6

The No. 6 pick in the 2015 WNBA Draft. Dearica Hamby went on to earn WNBA Sixth Woman of the Year in 2019

## AS A PLAYER:

- **Led** as Wake to the 1988 NCAA Tournament
- **Second** in program history in points (1,728)
- **Second** in Demon Deacon history in rebounds (1,006)
- **2002** inductee into the Wake Forest Hall of Fame
- **Bronze** as a member of 1989 Olympic Festival team
- **3x** All-ACC Selection (1989, 1990, 1991)
- **70** wins in her career, second-most in school history
- **Played** professionally for Solna IF in Sweden from 1991-92

## YEAR EIGHT IN WINSTON-SALEM

Jen Hoover enters her eighth season at the helm of the Wake Forest women's basketball program in 2019-20. She was named the school's 10th coach in program history in May of 2012. Hoover came to Wake Forest after one season as the head women's basketball coach at High Point.

Hoover returned to Wake Forest to lead the program after starring for the Demon Deacons from 1987-91. She was a three-time All-ACC selection and is second on the school's career record charts for points (1,728) and rebounds (1,006). Hoover was a member of the ACC Academic Honor Roll and a member of the South team that won the bronze medal at the 1989 Olympic Festival in Oklahoma City, Oklahoma. She also led the Deacs to their only NCAA Tournament appearance in 1988. Hoover was inducted to the school's Athletic Hall of Fame in 2002.

Wake Forest started the 2018-19 season with a stellar 9-4 record in the non-conference portion of the schedule. The Demon Deacons would face a number of critical injuries, including the loss of leading scorers Elisa Penna and Alex Sharp who each played just 15 games. However, their absence allowed the accelerated development of a number of younger players who will shine in 2019-20.

In the 2017-18 season, the Deacs advanced to the second round of the ACC Tournament for the ninth time in the last 10 seasons. In the opening round victory over Pittsburgh, Hoover's Demon Deacons held the Panthers to just 38 points, the fewest points allowed in ACC Tournament and Wake Forest postseason history. The team's 34-point margin of victory is a Wake Forest postseason record and the second-largest margin of victory over an ACC foe in program history. During the season, the team had three active 1,000 point scorers in Amber Campbell, Elisa Penna and Ariel Stephenson. Penna and Stephenson reached the 1,000-point mark during the season, marking the first time in program history that the team had three 1,000-point scorers on its roster. Penna was named All-ACC Second Team at the end of the year while Campbell was named to the All-Defensive Team, the first All-Defensive honoree for the Deacs since 2004.

Hoover guided the Demon Deacons to the postseason for the second consecutive season in 2017, as Wake Forest advanced to the second round of the WNIT. The postseason berth marked just the second time in program history in which the team advanced to postseason play in back-to-back seasons. Hoover led the Deacs to a road victory over No. 15/18 NC State on Feb. 19, the first road win over a ranked opponent since the 2012 season. Additionally, the Demon Deacons earned their highest ACC Tournament seed (No. 9) since 2012 while Alex Sharp was named to the ACC

All-Freshman Team.

Under Hoover's guidance, the Demon Deacons have continued their successful run in ACC Tournament play. In 2015-16, Wake Forest won an ACC Tournament game for the eighth-straight year, the longest stream in the ACC at the time. The Deacs won one game in 2016 and earned two victories as the No. 13 seed in the 2015 ACC Tournament, marking just the second time in program history Wake Forest had two wins in the league championship.

In 2015-16, Hoover helped guide the Demon Deacons to new heights as they won 17 games overall and six ACC regular-season contests. Both totals are highest since Hoover took over as head coach in 2012 and the six ACC victories tie for the third-most in a single season in program history. Wake Forest finished 10th in the ACC after being picked 14th in the preseason polls by both the Blue Ribbon Panel and the ACC's Head Coaches.

At season's end, Wake Forest earned its first postseason tournament berth since the 2011-12 campaign in earning an at-large bid to the WNIT. The Demon Deacons went on the road to top Charlotte in the first round before being eliminated by Florida Gulf Coast in the second round.


Hoover had the rare opportunity to coach a player that broke her own program records. In 2014-15, Dearica Hamby broke her coach's records for career points and rebounds. Hamby went on to become the first Demon Deacon to ever be selected in the WNBA Draft when she was taken sixth overall by the San Antonio Stars.

In Hoover's first two seasons leading the program, Wake Forest went 13-19 in year No. 1 in 2012-13, but she did guide the Deacs to an upset road victory over No. 18 Florida State. The win marked the school's first victory on the road over a ranked team since 1996. In 2013-14, the Deacs finished with an overall record of 15-16 with five ACC wins, including another victory over a ranked Florida State team. This time, the Deacs knocked off No. 23 FSU in Winston-Salem in convincing fashion, beating the Seminoles 78-54.

Prior to coming back to Wake Forest, Hoover guided High Point to a 20-13 record in her one season with the Panthers and led the team to a WNIT appearance. The 20 wins tied for the most in a single season since High Point moved to Division I in 1999. Hoover was named the 2012 Spalding Maggie Dixon Division I Rookie Coach of the Year after the season.

Hoover's assistant coaching career began in 1994 and included stints at California, Virginia, Memphis, James Madison, East Carolina, VCU and Missouri-Kansas City.

## COACHES &amp; STAFF

**JEN HOOVER**Head Coach  
8th Year at Wake Forest**MELISSA D'AMICO**Assistant Coach  
2nd Year at Wake Forest**JERMAINE WOODS**Assistant Coach  
3rd Year at Wake Forest**DANE SPARROW**Assistant Coach  
7th Year at Wake Forest**OLIVIA BRESNAHAN**Director of Basketball Operations  
2nd Year at Wake Forest

## 2019-20 GAME-BY-GAME LEADERS

OPPONENT	POINTS	REBOUNDS	ASSISTS	BLOCKS	STEALS
UNC-Wilmington	Scruggs (16) Udoh (23)	Sharp (10) Udoh (12)	Sharp (3) Conti (7)	Udoh (2) Summiel (1) Banks (1)	Sharp (2) Harrison (4)
UNC-Greensboro	Sharp (21)	Raca (8)	Conti (4) Sharp (4)	Udoh (1) Banks (1) Summiel (1)	Conti (2)
Charlotte	Raca (23)	Sharp (8)	Conti (6)	Morra (1)	Conti (1) Raca (1) Hoard (1) Udoh (1) Dickson (1)
at St. John's	Conti (25)	Raca (9) Sharp (9) Udoh (9)	Sharp (2) Scruggs (2) Harrison (2)	Udoh (2)	Raca (2) Conti (2) Banks (2) Hoard (2)
at Elon	Sharp (17)	Sharp (13)	Conti (6)	Sharp (2)	Raca (2)
East Carolina	Conti (19)	Sharp (15)	Conti (3) Udoh (3) Raca (3) Sharp (3) Scruggs (3)	Udoh (4)	Conti (1) Sharp (1) Scruggs (1) Dickson (1)
at ETSU	Raca (18)	Sharp (11)	Conti (6)	N/A	Raca (2) Conti (2)
Campbell	Raca (19) Sharp (19)	Raca (8)	Conti (6)	Raca (1) Sharp (1) Udoh (1) Morra (1) Summiel (1) Branch (1)	Udoh (2) Conti (2) Scruggs (2)
vs. Dayton	Raca (20)	Sharp (9)	Conti (8)	Raca (1) Scruggs (1) Udoh (1)	Scruggs (1) Udoh (1) Sharp (1) Morra (1)
vs. Florida	Sharp (21)	Sharp (7)	Conti (6)	Scruggs (1) Branch	Conti (3)
at #24 Miami	Raca (14)	Sharp (9)	Conti (7)	Raca (1)	Sharp (2) Morra (2)
at Duke	Raca (15)	Sharp (12)	Conti (5)	Morra (1)	Conti (3)
Georgia Tech	Conti (21)	Raca (12)	Conti (4)	Raca (1)	Raca (4)
Clemson	Raca (24)	Raca (10)	Conti (9)	Sharp (3)	Raca (2) Sharp (2)
at #7 Louisville	Raca (16)	Morra (13)	Conti (8)	Sharp (1)	Scruggs (1)
Virginia	Conti (21)	Morra (10)	Sharp (4)	Sharp (2)	Banks (2)
at #9 NC State	Raca (16)	Raca (10)	Conti (2)	Raca (1) Branch (1)	Morra (2) Scruggs (2)
#14 Florida State	Raca (27)	Sharp (12)	Conti (7)	Sharp (1) Udoh (1)	Conti (2) Sharp (2)
Syracuse	Sharp (16)	Udoh (8)	Conti (7)	Udoh (2)	Raca (4)
at Pitt	Sharp (12)	Sharp (11)	Conti (7)	Morra (1) Udoh (1) Summiel (1) Hoard(1)	Conti (4)
at Boston College	Sharp (15)	Sharp (10)	Conti (2) Harrison (2)	Udoh (2)	Udoh (2) Harrison (2)
Notre Dame	Sharp (19)	Sharp (9)	Conti (5)	Sharp (2)	Conti (1) Raca (1) Sharp (1)
at Georgia Tech	Sharp (16)	Sharp (9)	Conti (5)	none	Conti (2)

## GAME STAT LEADERS

Times a player has led the team in a statistical category in a game (note: ties count as leaders):

**POINTS**

Raca - 10  
Sharp - 9  
Conti - 4  
Udoh - 1  
Scruggs - 1

**REBOUNDS**

Sharp - 15  
Raca - 6  
Udoh - 3  
Morra - 2

**ASSISTS**

Conti - 21  
Sharp - 5  
Scruggs - 2  
Harrison - 2  
Udoh - 1  
Raca - 1

**BLOCKS**

Udoh - 10  
Sharp - 7  
Raca - 5  
Morra - 4  
Summiel - 4  
Branch - 3  
Scruggs - 2  
Banks - 2  
Hoard - 1

**STEALS**

Conti - 11  
Raca - 8  
Sharp - 7  
Scruggs - 5  
Udoh - 4  
Morra - 3  
Dickson - 2  
Hoard - 2  
Banks - 2  
Harrison - 2

## INDIVIDUAL GAME HIGHS

**POINTS**

27, Ivana Raca vs. #14 Florida State (1/23)

**FG MADE**

10, Ona Udoh vs. Col. of Charleston (11/8)

10, Ivana Raca vs. #14 Florida State (1/23)

**FG ATTEMPTS**

23, Ivana Raca vs. #14 Florida State (1/23)

**FG% (MIN. 5 MADE)**

1.000, Gina Conti (6-of-6) vs. East Carolina (11/30)

1.000, Ona Udoh (6-of-6) vs. East Carolina (11/30)

**ASSISTS**

9, Gina Conti vs. Clemson (1/9)

**REBOUNDS**

15, Alex Sharp vs. East Carolina (11/30)

**BLOCKS**

4, Ona Udoh vs. East Carolina (11/30)

**STEALS**

4, Kaia Harrison vs. Col. of Charleston (11/8)

4, Ivana Raca vs. Georgia Tech (1/5)

4, Ivana Raca vs. Syracuse (1/26)

4, Gina Conti at Pitt (1/30)

**FT MADE**

10, Gina Conti (10-of-10) at St. John's (11/22)

**FT%**

1.000, Gina Conti (10-of-10) at St. John's (11/22)

**THREE POINTERS MADE**

5, Ivana Raca vs. Dayton (12/20)

## TEAM GAME HIGHS

**POINTS**

106, vs. Col. of Charleston (11/8)

**FG MADE**

40, vs. Col. of Charleston (11/8)

**FG%**

.574, vs. East Carolina (11/30)

**ASSISTS**

24, vs. Col. of Charleston (11/8)

**REBOUNDS**

60, vs. Col. of Charleston (11/8)

**BLOCKS**

6, vs. Campbell (12/16)

**STEALS**

14, vs. Col. of Charleston (11/8)

**THREE POINTERS MADE**

9, vs. Dayton (12/20)

\*Achieved in last game (bold)

## 2020 GAME-BY-GAME STARTERS &amp; FIRSTS

OPPONENT	G	G	G/F	F	F	SIXTH MAN	FIRST POINTS
UNC-Wilmington	Conti	Hahne	Sharp	Raca	Udoh	Hoard/Morra	Sharp
Col. of Charleston	Harrison	Conti	Sharp	Raca	Udoh	Hahne/Scruggs	Raca
UNC-Greensboro	Harrison	Conti	Sharp	Raca	Udoh	Scruggs	Sharp
Charlotte	Conti	Sharp	Harrison	Raca	Udoh	Scruggs	Udoh
at St. John's	Conti	Sharp	Harrison	Raca	Udoh	Banks	Raca
at Elon	Sharp	Scruggs	Raca	Conti	Udoh	Banks	Sharp
East Carolina	Conti	Sharp	Scruggs	Udoh	Raca	Branch	Raca
at ETSU	Conti	Sharp	Scruggs	Raca	Udoh	Harrison/Morra	Conti
Campbell	Conti	Sharp	Scruggs	Raca	Udoh	Morra	Sharp
vs. Dayton	Conti	Sharp	Scruggs	Raca	Udoh	Morra	Sharp
vs. Florida	Conti	Sharp	Scruggs	Raca	Udoh	Morra	Conti
at #24 Miami	Conti	Sharp	Scruggs	Raca	Morra	Harrison	Raca
at Duke	Conti	Sharp	Scruggs	Raca	Morra	Harrison/Banks	Conti
Georgia Tech	Conti	Sharp	Scruggs	Raca	Morra	Hahne	Conti
Clemson	Conti	Sharp	Scruggs	Raca	Morra	Harrison	Raca
at #7 Louisville	Conti	Sharp	Scruggs	Raca	Morra	Banks	Morra
Virginia	Conti	Sharp	Scruggs	Raca	Udoh	Morra	Conti
at #9 NC State	Conti	Sharp	Scruggs	Raca	Morra	Banks	Scruggs
#14 Florida State	Conti	Sharp	Scruggs	Raca	Morra	Harrison	Raca
Syracuse	Conti	Sharp	Scruggs	Raca	Morra	Udoh	Morra
at Pitt	Conti	Sharp	Scruggs	Raca	Morra	Sharp	Udoh
at Boston College	Conti	Sharp	Scruggs	Raca	Morra	Udoh	Conti
Notre Dame	Conti	Sharp	Scruggs	Raca	Morra	Udoh	Sharp
at Georgia Tech	Conti	Sharp	Scruggs	Raca	Morra	Udoh/Harrison	Raca

## MILESTONES &amp; DOUBLE-DOUBLES

## DOUBLE-DOUBLE TRACKER

## CHRISTINA MORRA

Season: 2 // Career: 2

Col. of Charleston (11/8) 13 pts, 10 reb

at Louisville (1/12) 13 pts, 13 reb

## IVANA RACA

Season: 4 // Career: 8

Georgia Tech (1/5) 19 pts, 12 reb

Clemson (1/9) 24 pts, 10 reb

at Louisville (1/12) 16 pts, 10 reb

at NC State (1/19) 16 pts, 10 reb

## ALEX SHARP

Season: 5 // Career: 19

UNC-Wilmington (11/5) 14 pts, 10 reb

at Elon (11/25) 17 pts, 13 reb

at Duke (1/2) 11 pts, 12 reb

at Pitt (1/30) 12 pts, 11 reb

at Boston College (2/2) 15 pts, 10 reb

## ONA UD OH

Season: 2 // Career: 6

Col. of Charleston (11/8) 23 pts, 12 reb

East Carolina (11/30) 12 pts, 10 reb

## MILESTONE TRACKER

## 1000 Points

Alex Sharp - 1058 (currently)

## 900 Rebounds

Alex Sharp - 856 (currently)

## 350 Offensive Rebounds

Alex Sharp - 317 (currently)

## 550 Defensive Rebounds

Alex Sharp - 539 (currently)

## 20 Double-Doubles

Alex Sharp - 19 (currently)

## 110 Games Played

Alex Sharp - 102 (currently)

## 110 Games Played

Ona Udoh - 107 (currently)

## 125 Blocks

Ona Udoh - 109 (currently)

## 1000 Points

Ivana Raca - 900 (currently)

## 400 Assists

Gina Conti - 357 (currently)

## INDIVIDUAL MILESTONES

## CAREER REBOUNDS

RK	Name	No.	Years
1.	Dearica Hamby	1,021	2011-15
2.	Jenny Mitchell	1,006	1988-91
3.	Tracy Connor	906	1993-97
4.	<b>Alex Sharp</b>	<b>856</b>	<b>2016-20</b>
5.	Secily Ray	844	2008-12
6.	Milan Quinn	827	2013-17
7.	Alex Tchanguoe	759	2006-09
8.	Corinne Groves	745	2006-09
9.	Sandra Garcia	722	2009-13
10.	RaeAnna Mulholland	650	1994-97

## CAREER ASSISTS

RK	Name	No.	Years
1.	Brooke Thomas	513	2008-12
2.	Nicole Levesque	488	1991-94
3.	Cotelia Bond-Young	462	2003-06
4.	Gretchen Hollifield	453	1993-96
5.	Amy Privette	424	1984-87
6.	Cathy Willie	396	1987-90
7.	Chelsea Douglas	360	2010-14
8.	<b>Gina Conti</b>	<b>357</b>	<b>2017-20</b>
9.	Alice Neal	340	1986-89
10.	Lisa Stockman	330	1983-86

## CAREER ASSIST/TO RATIO

RK	Name	No.	Years
1.	Porsche Jones	1.58	2004-06
T2.	<b>Gina Conti</b>	<b>1.46</b>	<b>2017-20</b>
T2.	Amy Privette	1.46	1984-87
T2.	Gretchen Hollifield	1.46	1993-96
5.	Cotelia Bond-Young	1.40	2003-06
6.	Cathy Wille	1.19	1987-90
7.	Val Klopfer	1.17	1999-02
8.	Alice Neal	1.16	1986-89
9.	Heidi Coleman	1.14	1995-99
10.	Brooke Thomas	1.13	2008-12



## SEASON STATS



# 2019-20 Wake Forest Women's Basketball Combined Team Statistics All games

Page 1/1  
as of Feb 10, 2020

## Game Records

Record	Overall	Home	Away	Neutral
ALL GAMES	12-12	8-4	2-8	2-0
CONFERENCE	5-8	4-2	1-6	0-0
NON-CONFERENCE	7-4	4-2	1-2	2-0

## Score by Periods

Team	1st	2nd	3rd	4th	OT	TOT
Wake Forest	463	428	361	320	0	1572
Opponents	429	408	303	353	0	1493

## Team Box Score

No.	Player				Total		3-Point		F-Throw		Rebounds													
		GP-GS	MIN	AVG	FG-FGA	FG%	3FG-FGA	3FG%	FT-FTA	FT%	OFF	DEF	TOT	AVG	PF	DQ	A	TO	BLK	STL	PTS	AVG		
11	RACA, Ivana	24-23	834:04	34.8	136-350	.389	29-95	.305	83-113	.735	58	108	166	6.9	41	0	38	55	8	27	384	16.0		
14	SHARP, Alex	24-23	802:21	33.4	113-259	.436	29-69	.420	49-61	.803	70	145	215	9.0	46	0	45	65	13	16	304	12.7		
5	CONTI, Gina	24-23	781:04	32.5	88-236	.373	24-71	.338	50-70	.714	12	52	64	2.7	61	2	126	75	3	32	250	10.4		
23	MORRA, Christina	24-12	504:57	21.0	75-144	.521	0-0	.000	49-68	.721	48	73	121	5.0	41	2	6	31	6	9	199	8.3		
44	UDOH, Ona	19-11	286:51	15.1	57-89	.640	0-0	.000	10-18	.556	30	51	81	4.3	36	1	8	17	18	12	124	6.5		
32	SCRUGGS, Alexandria	24-19	588:17	24.5	49-143	.343	17-65	.262	20-25	.800	30	68	98	4.1	53	0	26	43	2	18	135	5.6		
1	HOARD, Anaia	14-0	135:48	9.7	11-43	.256	5-13	.385	5-8	.625	3	15	18	1.3	9	0	12	15	2	6	32	2.3		
12	DICKSON, Kaylen	6-0	31:00	5.2	4-8	.500	3-6	.500	2-4	.500	1	4	5	0.8	5	0	1	3	1	3	13	2.2		
2	HARRISON, Kaia	24-3	355:46	14.8	16-63	.254	2-10	.200	15-20	.750	7	25	32	1.3	41	1	33	29	0	10	49	2.0		
00	BANKS, Maya	20-0	130:03	6.5	10-26	.385	0-0	.000	8-10	.800	13	21	34	1.7	33	1	3	12	3	6	28	1.4		
20	SUMMIEL, Olivia	13-0	90:11	6.9	5-11	.455	1-3	.333	5-6	.833	4	20	24	1.8	15	1	1	7	5	1	16	1.2		
21	BRANCH, Raegyn	21-0	139:22	6.6	6-26	.231	2-6	.333	8-10	.800	7	11	18	0.9	13	0	5	11	3	2	22	1.0		
10	HAHNE, Ellen	18-1	101:36	5.6	5-7	.714	0-0	.000	3-8	.375	1	5	6	0.3	9	0	5	10	0	2	13	0.7		
3	MAIER, Mckenzie	7-0	18:41	2.7	1-4	.250	1-3	.333	0-0	.000	0	1	1	0.1	0	0	2	1	0	0	3	0.4		
Team											53	67	120					19						
Total		24	4800		576-1409	.409	113-341	.331	307-421	.729	337	666	1003	41.8	403	8	311	393	64	144	1572	65.5		
Opponents		24	4800		559-1451	.385	116-378	.307	259-382	.678	283	533	816	34.0	417	9	264	315	77	180	1493	62.2		

## Team Statistics

	WAKE	OPP
<b>Scoring</b>	<b>1572</b>	<b>1493</b>
Points per game	65.5	62.2
Scoring margin	+3.3	-
<b>Field goals-att</b>	<b>576-1409</b>	<b>559-1451</b>
Field goal pct	.409	.385
<b>3 point fg-att</b>	<b>113-341</b>	<b>116-378</b>
3-point FG pct	.331	.307
3-pt FG made per game	4.7	4.8
<b>Free throws-att</b>	<b>307-421</b>	<b>259-382</b>
Free throw pct	.729	.678
F-Throws made per game	12.8	10.8
<b>Rebounds</b>	<b>1003</b>	<b>816</b>
Rebounds per game	41.8	34.0
Rebounding margin	+7.8	-
<b>Assists</b>	<b>311</b>	<b>264</b>
Assists per game	13.0	11.0
<b>Turnovers</b>	<b>393</b>	<b>315</b>
Turnovers per game	16.4	13.1
Turnover margin	-3.3	-
Assist/turnover ratio	0.8	0.8
<b>Steals</b>	<b>144</b>	<b>180</b>
Steals per game	6.0	7.5
<b>Blocks</b>	<b>64</b>	<b>77</b>
Blocks per game	2.7	3.2
<b>Winning streak</b>	<b>0</b>	<b>-</b>
Home win streak	0	-
<b>Attendance</b>	<b>17133</b>	<b>24653</b>
Home games-Avg/Game	12-1428	10-2465
Neutral site-Avg/Game	-	2-188

## Team Results

Date	Opponent		Score	Att.
11/05/2019	UNCW	W	65-55	535
11/08/2019	Col. of Charleston	W	106-50	630
11/10/2019	UNC Greensboro	L	65-67	725
11/15/2019	Charlotte	L	65-77	697
11/22/2019	at St. John's (NY)	L	74-82	841
11/25/2019	at Elon	W	69-57	481
11/30/2019	East Carolina	W	76-53	430
12/05/2019	at ETSU	L	60-67	758
12/16/2019	Campbell	W	74-46	9121
12/20/2019	vs Dayton	W	78-59	175
12/21/2019	vs Florida	W	73-68	200
12/29/2019	at Miami (FL)	L	56-59	988
01/02/2020	at Duke	W	60-58	3416
01/05/2020	Georgia Tech	W	65-60	863
01/09/2020	Clemson	W	63-58	737
01/12/2020	at Louisville	L	61-75	9414
01/16/2020	Virginia	W	62-56	776
01/19/2020	at NC State	L	45-59	5052
01/23/2020	Florida St.	L	65-70	688
01/26/2020	Syracuse	W	65-60	1171
01/30/2020	at Pittsburgh	L	48-53	813
02/02/2020	at Boston College	L	54-67	1312
02/06/2020	Notre Dame	L	71-75	760
02/09/2020	at Georgia Tech	L	52-62	1578



## CONFERENCE STATS



2019-20 Wake Forest Women's Basketball  
Combined Team Statistics  
In Conference games

Page 1/1  
as of Feb 10, 2020

## Game Records

Record	Overall	Home	Away	Neutral
ALL GAMES	5-8	4-2	1-6	0-0
CONFERENCE	5-8	4-2	1-6	0-0
NON-CONFERENCE	0-0	0-0	0-0	0-0

## Score by Periods

Team	1st	2nd	3rd	4th	OT	TOT
Wake Forest	198	139	218	212	0	767
Opponents	186	179	207	240	0	812

## Team Box Score

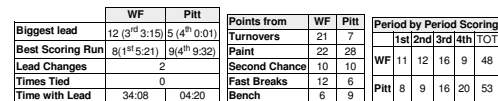
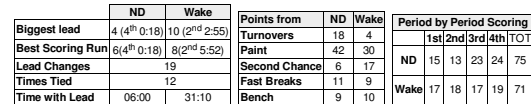
No.	Player				Total		3-Point		F-Throw		Rebounds						A	TO	BLK	STL	PTS	AVG
		GP-GS	MIN	AVG	FG-FGA	FG%	3FG-FGA	3FG%	FT-FTA	FT%	OFF	DEF	TOT	AVG	PF	DQ						
11	RACA, Ivana	13-13	463:28	35.7	72-202	.356	16-53	.302	51-65	.785	34	62	96	7.4	25	0	18	37	5	16	211	16.2
14	SHARP, Alex	13-13	473:43	36.4	55-137	.401	20-46	.435	28-32	.875	39	77	116	8.9	29	0	18	33	9	10	158	12.2
5	CONTI, Gina	13-13	443:51	34.1	47-145	.324	14-46	.304	23-33	.697	4	27	31	2.4	30	0	71	45	2	16	131	10.1
23	MORRA, Christina	13-12	363:49	28.0	44-96	.458	0-0	.000	32-46	.696	30	49	79	6.1	24	1	5	18	3	6	120	9.2
44	UDOH, Ona	8-1	76:33	9.6	17-27	.630	0-0	.000	4-7	.571	12	10	22	2.8	9	0	1	2	6	4	38	4.8
32	SCRUGGS, Alexandria	13-13	363:35	28.0	21-78	.269	9-40	.225	9-10	.900	19	40	59	4.5	29	0	14	22	0	11	60	4.6
1	HOARD, Anaia	7-0	60:53	8.7	6-16	.375	2-4	.500	2-2	1.000	0	4	4	0.6	6	0	2	6	1	1	16	2.3
2	HARRISON, Kaia	13-0	139:04	10.7	5-23	.217	1-3	.333	1-2	.500	2	9	11	0.8	17	0	12	15	0	4	12	0.9
00	BANKS, Maya	10-0	66:54	6.7	4-11	.364	0-0	.000	0-0	.000	8	8	16	1.6	10	0	0	8	0	4	8	0.8
20	SUMMIEL, Olivia	4-0	30:37	7.7	1-3	.333	0-1	.000	1-2	.500	1	7	8	2.0	4	0	1	2	2	1	3	0.8
10	HAHNE, Ellen	11-0	59:13	5.4	2-3	.667	0-0	.000	2-4	.500	1	1	2	0.2	6	0	3	3	0	1	6	0.5
21	BRANCH, Raegyn	11-0	55:15	5.0	1-13	.077	1-3	.333	1-2	.500	3	3	6	0.5	7	0	1	5	1	1	4	0.4
3	MAIER, Mckenzie	2-0	03:04	1.5	0-0	.000	0-0	.000	0-0	.000	0	0	0	0.0	0	0	0	0	0	0	0	0.0
Team											29	35	64					15				
Total		13	2600		275-754	.365	63-196	.321	154-205	.751	182	332	514	39.5	196	1	146	211	29	75	767	59.0
Opponents		13	2600		317-797	.398	57-194	.294	121-171	.708	174	313	487	37.5	212	6	159	177	57	91	812	62.5

## Team Statistics

	WAKE	OPP
<b>Scoring</b>	<b>767</b>	<b>812</b>
Points per game	59.0	62.5
Scoring margin	-3.5	-
<b>Field goals-att</b>	<b>275-754</b>	<b>317-797</b>
Field goal pct	.365	.398
<b>3 point fg-att</b>	<b>63-196</b>	<b>57-194</b>
3-point FG pct	.321	.294
3-pt FG made per game	4.8	4.4
<b>Free throws-att</b>	<b>154-205</b>	<b>121-171</b>
Free throw pct	.751	.708
F-Throws made per game	11.8	9.3
<b>Rebounds</b>	<b>514</b>	<b>487</b>
Rebounds per game	39.5	37.5
Rebounding margin	+2.1	-
<b>Assists</b>	<b>146</b>	<b>159</b>
Assists per game	11.2	12.2
<b>Turnovers</b>	<b>211</b>	<b>177</b>
Turnovers per game	16.2	13.6
Turnover margin	-2.6	-
Assist/turnover ratio	0.7	0.9
<b>Steals</b>	<b>75</b>	<b>91</b>
Steals per game	5.8	7.0
<b>Blocks</b>	<b>29</b>	<b>57</b>
Blocks per game	2.2	4.4
<b>Winning streak</b>	<b>0</b>	<b>-</b>
Home win streak	0	-
<b>Attendance</b>	<b>4995</b>	<b>22573</b>
Home games-Avg/Game	6-833	7-3225
Neutral site-Avg/Game	-	0-0

## Team Results

Date	Opponent		Score	Att.
12/29/2019	at Miami (FL)	L	56-59	988
01/02/2020	at Duke	W	60-58	3416
01/05/2020	Georgia Tech	W	65-60	863
01/09/2020	Clemson	W	63-58	737
01/12/2020	at Louisville	L	61-75	9414
01/16/2020	Virginia	W	62-56	776
01/19/2020	at NC State	L	45-59	5052
01/23/2020	Florida St.	L	65-70	688
01/26/2020	Syracuse	W	65-60	1171
01/30/2020	at Pittsburgh	L	48-53	813
02/02/2020	at Boston College	L	54-67	1312
02/06/2020	Notre Dame	L	71-75	760
02/09/2020	at Georgia Tech	L	52-62	1578



## BROADCAST CHEAT SHEET

**#0 MAYA BANKS**

F | JR | 6-4  
Chandler, Ariz.

**GAME HIGHS**

	Season	Career
Points	6 (3x)	13
Rebounds	5	8
Assists	2	2 (5x)#
Blocks	1 (2x)	2 (3x)

**#1 ANAIA HOARD**

G | FR | 5-10  
Carnon, France

**GAME HIGHS**

	Season	Career
Points	7	7#
Rebounds	5	5#
Assists	4	4#
Steals	2	2#

**#2 KAIA HARRISON**

G | FR | 5-7  
Baldwin, N.Y.

**GAME HIGHS**

	Season	Career
Points	6	6 (2x)#
Rebounds	4	4 (4x)#
Assists	4	4 (2x)#
Steals	4	4#

**#3 MACK MAIER**

G | FR | 5-10  
Parker, Colo.

**GAME HIGHS**

	Season	Career
Points	3	3#
Rebounds	1	1#
Assists	2	2#
Steals	N/A	N/A

**#5 GINA CONTI**

G | JR | 5-10  
Grove City, Ohio

**GAME HIGHS**

	Season	Career
Points	25	25#
Rebounds	7	8
Assists	9	10
Steals	4	6

**#10 ELLEN HAHNE**

G | SO | 5-11  
Stockholm, Sweden

**GAME HIGHS**

	Season	Career
Points	3	6
Rebounds	2	8
Assists	1 (4x)	2 (6x)
Steals	1	3 (2x)

**#11 IVANA RACA**

F | JR | 6-2  
Belgrade, Serbia

**GAME HIGHS**

	Season	Career
Points	27	27#
Rebounds	12	12#
Assists	4 (2x)	5 (2x)
Steals	4 (2x)	6

**#12 KAYLEN DICKSON**

G | SO | 5-11  
Gurnee, Ill.

**GAME HIGHS**


	Season	Career
Points	6	9 (3x)
Rebounds	3	11
Assists	1	3 (2x)
Steals	1 (3x)	3 (2x)

**#14 ALEX SHARP**

G | SR | 6-1  
Melbourne, Australia

**GAME HIGHS**

	Season	Career
Points	21 (2x)	21 (2x)#
Rebounds	15	15 (2x)#
Assists	4 (3x)	8 (2x)
Steals	2 (3x)	3 (3x)

**#20 OLIVIA SUMMIEL**

F | FR | 6-2  
Dayville, Conn.

**GAME HIGHS**


	Season	Career
Points	8	8#
Rebounds	5	5#
Assists	N/A	N/A
Blocks	1 (3x)	1 (3x)#

**#21 RAEGYN BRANCH**

F | SR | 6-2  
Arlington, Tenn.

**GAME HIGHS**

	Season	Career
Points	10	10 (3x)#
Rebounds	3 (2x)	8
Assists	4	4#
Blocks	1 (2x)	3

**#23 CHRISTINA MORRA**

F | SO | 6-2  
Toronto, Ontario

**GAME HIGHS**

	Season	Career
Points	18	18#
Rebounds	13	13#
Assists	2	2 (2x)#
Blocks	1 (6x)	3

**#32 ALEXANDRIA SCRUGGS**

G | FR | 5-10  
Fayetteville, N.C.

**GAME HIGHS**

	Season	Career
Points	16	16#
Rebounds	8	8#
Assists	3 (2x)	3#
Steals	3	3#

**#44 ONA UDOH**

F | SR | 6-1  
Fayetteville, N.C.

**GAME HIGHS**

	Season	Career
Points	23	23#
Rebounds	12	15
Assists	3	3#
Blocks	4	5

- # Career-high set or tied this season

- STARTERS LAST GAME



**2019-20 Wake Forest Women's Basketball**  
**Individual Game-by-Game**  
**All games**

Page 1/14  
as of Feb 12, 2020

**#00 BANKS, Maya**

Opponent	Date	GS	MIN	Total		3-Pointers		Free throws		Rebounds				PF	A	T/O	BLK	STL	PTS	AVG
				FG-FGA	PCT	3FG-3FGA	PCT	FT-FTA	PCT	OFF	DEF	TOT	AVG							
UNCW	11/05/2019		11:16	2-3	.667	0-0	.000	2-4	.500	1	1	2	2.0	2	2	0	0	0	6	6.0
Col. of Charleston	11/08/2019		06:60	0-2	.000	0-0	.000	4-4	1.000	1	2	3	2.5	5	0	1	1	0	4	5.0
UNC Greensboro	11/10/2019		03:45	1-1	1.000	0-0	.000	0-0	.000	0	3	3	2.7	2	0	0	1	0	2	4.0
Charlotte	11/15/2019		06:04	0-0	.000	0-0	.000	0-0	.000	0	1	1	2.3	1	0	0	0	0	0	3.0
at St. John's (NY)	11/22/2019		09:00	0-2	.000	0-0	.000	0-0	.000	2	1	3	2.4	2	0	0	0	2	0	2.4
at Elon	11/25/2019		13:00	1-4	.250	0-0	.000	2-2	1.000	0	2	2	2.3	4	1	2	1	0	4	2.7
East Carolina	11/30/2019		02:11	0-0	.000	0-0	.000	0-0	.000	0	0	0	2.0	0	0	0	0	0	0	2.3
at ETSU	12/05/2019		04:27	2-3	.667	0-0	.000	0-0	.000	1	2	3	2.1	4	0	1	0	0	4	2.5
Campbell	12/16/2019		05:26	0-0	.000	0-0	.000	0-0	.000	0	1	1	2.0	1	0	0	0	0	0	2.2
vs Dayton	12/20/2019		01:00	0-0	.000	0-0	.000	0-0	.000	0	0	0	1.8	2	0	0	0	0	0	2.0
at Miami (FL)	12/29/2019		08:06	1-3	.333	0-0	.000	0-0	.000	3	2	5	2.1	3	0	0	0	1	2	2.0
at Duke	01/02/2020		08:26	1-1	1.000	0-0	.000	0-0	.000	0	0	0	1.9	1	0	0	0	0	2	2.0
Georgia Tech	01/05/2020		05:21	0-1	.000	0-0	.000	0-0	.000	0	1	1	1.8	1	0	1	0	0	0	1.8
Clemson	01/09/2020		08:03	0-1	.000	0-0	.000	0-0	.000	0	1	1	1.8	1	0	0	0	0	0	1.7
at Louisville	01/12/2020		07:30	0-1	.000	0-0	.000	0-0	.000	2	2	4	1.9	0	0	2	0	0	0	1.6
Virginia	01/16/2020		06:55	0-1	.000	0-0	.000	0-0	.000	2	0	2	1.9	0	0	2	0	2	0	1.5
at NC State	01/19/2020		07:32	1-1	1.000	0-0	.000	0-0	.000	1	0	1	1.9	0	0	2	0	0	2	1.5
Syracuse	01/26/2020		05:30	1-1	1.000	0-0	.000	0-0	.000	0	1	1	1.8	2	0	0	0	1	2	1.6
at Boston College	02/02/2020		05:41	0-0	.000	0-0	.000	0-0	.000	0	1	1	1.8	0	0	1	0	0	0	1.5
at Georgia Tech	02/09/2020		03:51	0-1	.000	0-0	.000	0-0	.000	0	0	0	1.7	2	0	0	0	0	0	1.4
<b>Totals</b>		<b>0</b>	<b>130:03</b>	<b>10-26</b>	<b>.385</b>	<b>0-0</b>	<b>.000</b>	<b>8-10</b>	<b>.800</b>	<b>13</b>	<b>21</b>	<b>34</b>	<b>1.7</b>	<b>33</b>	<b>3</b>	<b>12</b>	<b>3</b>	<b>6</b>	<b>28</b>	<b>1.4</b>

**Player Averages**

Games Played	Minutes/ game	Points/ game	FG Pct	3FG Pct	FT Pct	Rebounds/ game	Assists/ game	Turnovers/ game	Assist/Turnover ratio	Steals/ game	Blocks/ game
20	6.5	1.4	38.5	0.0	80.0	1.7	0.2	0.6	0.3	0.3	0.2





**2019-20 Wake Forest Women's Basketball**  
**Individual Game-by-Game**  
**All games**

Page 2/14  
as of Feb 12, 2020

**#1 HOARD, Anaia**

Opponent	Date	GS	MIN	Total		3-Pointers		Free throws		Rebounds				PF	A	T/O	BLK	STL	PTS	AVG
				FG-FGA	PCT	3FG-3FGA	PCT	FT-FTA	PCT	OFF	DEF	TOT	AVG							
UNCW	11/05/2019		16:03	1-5	.200	1-1	1.000	2-4	.500	1	4	5	5.0	1	1	2	1	1	5	5.0
Col. of Charleston	11/08/2019		16:00	1-6	.167	1-2	.500	0-0	.000	0	2	2	3.5	2	4	1	0	1	3	4.0
UNC Greensboro	11/10/2019		08:53	0-4	.000	0-1	.000	1-2	.500	1	0	1	2.7	0	0	2	0	0	1	3.0
Charlotte	11/15/2019		06:52	0-2	.000	0-2	.000	0-0	.000	0	1	1	2.3	0	2	0	0	1	0	2.3
at St. John's (NY)	11/22/2019		16:00	2-6	.333	1-2	.500	0-0	.000	0	0	0	1.8	0	0	0	0	2	5	2.8
at Elon	11/25/2019		07:00	0-2	.000	0-1	.000	0-0	.000	0	3	3	2.0	0	1	3	0	0	0	2.3
East Carolina	11/30/2019		04:07	1-2	.500	0-0	.000	0-0	.000	1	1	2	2.0	0	2	1	0	0	2	2.3
Georgia Tech	01/05/2020		04:19	0-0	.000	0-0	.000	0-0	.000	0	0	0	1.8	1	0	1	0	0	0	2.0
Florida St.	01/23/2020		11:34	1-4	.250	0-0	.000	0-0	.000	0	1	1	1.7	0	1	0	0	1	2	2.0
Syracuse	01/26/2020		19:01	2-4	.500	1-2	.500	2-2	1.000	0	0	0	1.5	0	1	1	0	0	7	2.5
at Pittsburgh	01/30/2020		07:24	1-2	.500	0-0	.000	0-0	.000	0	0	0	1.4	2	0	2	1	0	2	2.5
at Boston College	02/02/2020		08:08	0-2	.000	0-0	.000	0-0	.000	0	2	2	1.4	1	0	1	0	0	0	2.3
Notre Dame	02/06/2020		02:31	0-0	.000	0-0	.000	0-0	.000	0	0	0	1.3	1	0	0	0	0	0	2.1
at Georgia Tech	02/09/2020		07:56	2-4	.500	1-2	.500	0-0	.000	0	1	1	1.3	1	0	1	0	0	5	2.3
<b>Totals</b>		<b>0</b>	<b>135:48</b>	<b>11-43</b>	<b>.256</b>	<b>5-13</b>	<b>.385</b>	<b>5-8</b>	<b>.625</b>	<b>3</b>	<b>15</b>	<b>18</b>	<b>1.3</b>	<b>9</b>	<b>12</b>	<b>15</b>	<b>2</b>	<b>6</b>	<b>32</b>	<b>2.3</b>

**Player Averages**

Games Played	Minutes/game	Points/game	FG Pct	3FG Pct	FT Pct	Rebounds/game	Assists/game	Turnovers/game	Assist/Turnover ratio	Steals/game	Blocks/game
14	9.7	2.3	25.6	38.5	62.5	1.3	0.9	1.1	0.8	0.4	0.1



**2019-20 Wake Forest Women's Basketball**  
**Individual Game-by-Game**  
**All games**

Page 3/14  
as of Feb 12, 2020

**#2 HARRISON, Kaia**

Opponent	Date	GS	MIN	Total		3-Pointers		Free throws		Rebounds				PF	A	T/O	BLK	STL	PTS	AVG
				FG-FGA	PCT	3FG-3FGA	PCT	FT-FTA	PCT	OFF	DEF	TOT	AVG							
UNCW	11/05/2019		26:33	1-3	.333	0-0	.000	4-4	1.000	1	3	4	4.0	5	1	1	0	0	6	6.0
Col. of Charleston	11/08/2019	*	17:55	2-3	.667	0-0	.000	1-1	1.000	0	2	2	3.0	3	4	0	0	4	5	5.5
UNC Greensboro	11/10/2019	*	26:03	1-3	.333	0-0	.000	3-3	1.000	0	2	2	2.7	3	2	2	0	1	5	5.3
Charlotte	11/15/2019	*	22:53	3-6	.500	0-1	.000	0-0	.000	1	3	4	3.0	3	0	1	0	0	6	5.5
at St. John's (NY)	11/22/2019		21:00	0-6	.000	0-2	.000	2-4	.500	2	0	2	2.8	2	2	3	0	0	2	4.8
at Elon	11/25/2019		14:00	0-2	.000	0-0	.000	0-0	.000	0	0	0	2.3	2	2	3	0	0	0	4.0
East Carolina	11/30/2019		10:35	1-1	1.000	1-1	1.000	0-0	.000	0	1	1	2.1	2	0	1	0	0	3	3.9
at ETSU	12/05/2019		17:54	1-3	.333	0-1	.000	0-0	.000	0	1	1	2.0	1	2	0	0	0	2	3.6
Campbell	12/16/2019		20:48	1-4	.250	0-0	.000	2-4	.500	0	1	1	1.9	2	2	1	0	1	4	3.7
vs Dayton	12/20/2019		24:00	1-5	.200	0-0	.000	2-2	1.000	1	3	4	2.1	1	4	2	0	0	4	3.7
vs Florida	12/21/2019		15:00	0-4	.000	0-2	.000	0-0	.000	0	0	0	1.9	0	2	0	0	0	0	3.4
at Miami (FL)	12/29/2019		12:03	0-2	.000	0-2	.000	0-0	.000	0	0	0	1.8	0	0	1	0	0	0	3.1
at Duke	01/02/2020		07:25	0-0	.000	0-0	.000	0-0	.000	0	1	1	1.7	1	1	0	0	0	0	2.8
Georgia Tech	01/05/2020		05:07	0-1	.000	0-0	.000	0-0	.000	0	0	0	1.6	0	1	1	0	0	0	2.6
Clemson	01/09/2020		13:25	1-1	1.000	1-1	1.000	1-2	.500	0	1	1	1.5	3	1	2	0	1	4	2.7
at Louisville	01/12/2020		12:20	0-3	.000	0-0	.000	0-0	.000	0	0	0	1.4	2	1	3	0	0	0	2.6
Virginia	01/16/2020		09:28	0-2	.000	0-0	.000	0-0	.000	1	0	1	1.4	0	2	0	0	0	0	2.4
at NC State	01/19/2020		07:27	0-1	.000	0-0	.000	0-0	.000	0	1	1	1.4	0	0	0	0	0	0	2.3
Florida St.	01/23/2020		06:15	0-0	.000	0-0	.000	0-0	.000	0	0	0	1.3	1	1	1	0	0	0	2.2
Syracuse	01/26/2020		12:12	1-2	.500	0-0	.000	0-0	.000	0	4	4	1.5	1	0	1	0	0	2	2.2
at Pittsburgh	01/30/2020		12:41	1-1	1.000	0-0	.000	0-0	.000	1	0	1	1.4	1	1	2	0	1	2	2.1
at Boston College	02/02/2020		17:04	2-8	.250	0-0	.000	0-0	.000	0	0	0	1.4	3	2	2	0	2	4	2.2
Notre Dame	02/06/2020		08:06	0-1	.000	0-0	.000	0-0	.000	0	0	0	1.3	1	0	1	0	0	0	2.1
at Georgia Tech	02/09/2020		15:31	0-1	.000	0-0	.000	0-0	.000	0	2	2	1.3	4	2	1	0	0	0	2.0
<b>Totals</b>		<b>3</b>	<b>355:46</b>	<b>16-63</b>	<b>.254</b>	<b>2-10</b>	<b>.200</b>	<b>15-20</b>	<b>.750</b>	<b>7</b>	<b>25</b>	<b>32</b>	<b>1.3</b>	<b>41</b>	<b>33</b>	<b>29</b>	<b>0</b>	<b>10</b>	<b>49</b>	<b>2.0</b>

**Player Averages**

Games Played	Minutes/game	Points/game	FG Pct	3FG Pct	FT Pct	Rebounds/game	Assists/game	Turnovers/game	Assist/Turnover ratio	Steals/game	Blocks/game
24	14.8	2.0	25.4	20.0	75.0	1.3	1.4	1.2	1.1	0.4	0.0



**2019-20 Wake Forest Women's Basketball**  
**Individual Game-by-Game**  
**All games**

Page 4/14  
as of Feb 12, 2020

**#3 MAIER, Mckenzie**

Opponent	Date	GS	MIN	Total		3-Pointers		Free throws		Rebounds				PF	A	T/O	BLK	STL	PTS	AVG
				FG-FGA	PCT	3FG-3FGA	PCT	FT-FTA	PCT	OFF	DEF	TOT	AVG							
Col. of Charleston	11/08/2019		10:00	1-2	.500	1-2	.500	0-0	.000	0	0	0	0.0	0	2	1	0	0	3	3.0
East Carolina	11/30/2019		00:33	0-0	.000	0-0	.000	0-0	.000	0	0	0	0.0	0	0	0	0	0	0	1.5
Campbell	12/16/2019		04:04	0-2	.000	0-1	.000	0-0	.000	0	1	1	0.3	0	0	0	0	0	0	1.0
vs Dayton	12/20/2019		01:00	0-0	.000	0-0	.000	0-0	.000	0	0	0	0.3	0	0	0	0	0	0	0.8
vs Florida	12/21/2019		00:00	0-0	.000	0-0	.000	0-0	.000	0	0	0	0.2	0	0	0	0	0	0	0.6
at Boston College	02/02/2020		02:36	0-0	.000	0-0	.000	0-0	.000	0	0	0	0.2	0	0	0	0	0	0	0.5
at Georgia Tech	02/09/2020		00:28	0-0	.000	0-0	.000	0-0	.000	0	0	0	0.1	0	0	0	0	0	0	0.4
<b>Totals</b>		<b>0</b>	<b>18:41</b>	<b>1-4</b>	<b>.250</b>	<b>1-3</b>	<b>.333</b>	<b>0-0</b>	<b>.000</b>	<b>0</b>	<b>1</b>	<b>1</b>	<b>0.1</b>	<b>0</b>	<b>2</b>	<b>1</b>	<b>0</b>	<b>0</b>	<b>3</b>	<b>0.4</b>

**Player Averages**

Games Played	Minutes/game	Points/game	FG Pct	3FG Pct	FT Pct	Rebounds/game	Assists/game	Turnovers/game	Assist/Turnover ratio	Steals/game	Blocks/game
7	2.7	0.4	25.0	33.3	0.0	0.1	0.3	0.1	2.0	0.0	0.0



**2019-20 Wake Forest Women's Basketball**  
**Individual Game-by-Game**  
**All games**

Page 5/14  
as of Feb 12, 2020

**#5 CONTI, Gina**

Opponent	Date	GS	MIN	Total		3-Pointers		Free throws		Rebounds				PF	A	T/O	BLK	STL	PTS	AVG
				FG-FGA	PCT	3FG-3FGA	PCT	FT-FTA	PCT	OFF	DEF	TOT	AVG							
UNCW	11/05/2019	*	30:10	3-8	.375	1-2	.500	0-0	.000	2	1	3	3.0	3	2	3	1	1	7	7.0
Col. of Charleston	11/08/2019	*	17:48	0-3	.000	0-2	.000	5-6	.833	0	2	2	2.5	0	7	3	0	2	5	6.0
UNC Greensboro	11/10/2019	*	34:06	5-9	.556	2-4	.500	1-6	.167	2	5	7	4.0	3	4	2	0	2	13	8.3
Charlotte	11/15/2019	*	32:50	3-10	.300	1-2	.500	0-1	.000	0	2	2	3.5	2	6	1	0	1	7	8.0
at St. John's (NY)	11/22/2019		32:00	7-12	.583	1-3	.333	10-10	1.000	0	2	2	3.2	5	1	5	0	2	25	11.4
at Elon	11/25/2019	*	27:00	1-6	.167	1-1	1.000	0-0	.000	1	2	3	3.2	5	6	5	0	0	3	10.0
East Carolina	11/30/2019	*	31:07	6-6	1.000	3-3	1.000	4-4	1.000	0	5	5	3.4	2	3	3	0	1	19	11.3
at ETSU	12/05/2019	*	38:35	5-11	.455	0-3	.000	1-3	.333	0	1	1	3.1	4	6	3	0	2	11	11.3
Campbell	12/16/2019	*	30:37	2-6	.333	1-2	.500	0-0	.000	1	2	3	3.1	3	6	2	0	2	5	10.6
vs Dayton	12/20/2019	*	30:00	2-7	.286	0-1	.000	5-6	.833	1	2	3	3.1	3	8	1	0	0	9	10.4
vs Florida	12/21/2019	*	33:00	7-13	.538	0-2	.000	1-1	1.000	1	1	2	3.0	1	6	2	0	3	15	10.8
at Miami (FL)	12/29/2019	*	32:08	5-11	.455	0-3	.000	2-2	1.000	0	3	3	3.0	2	7	4	0	0	12	10.9
at Duke	01/02/2020	*	33:09	5-11	.455	0-1	.000	3-4	.750	0	4	4	3.1	3	5	7	0	3	13	11.1
Georgia Tech	01/05/2020	*	35:13	8-14	.571	4-5	.800	1-2	.500	0	3	3	3.1	3	4	7	0	1	21	11.8
Clemson	01/09/2020	*	37:10	2-12	.167	1-6	.167	0-0	.000	0	3	3	3.1	2	9	1	0	0	5	11.3
at Louisville	01/12/2020	*	34:45	2-11	.182	1-3	.333	1-2	.500	0	1	1	2.9	2	8	1	0	0	6	11.0
Virginia	01/16/2020	*	30:32	6-10	.600	3-5	.600	6-6	1.000	1	2	3	2.9	2	3	4	0	1	21	11.6
at NC State	01/19/2020	*	37:31	3-18	.167	1-4	.250	2-4	.500	1	3	4	3.0	1	2	2	0	1	9	11.4
Florida St.	01/23/2020	*	36:53	4-11	.364	0-1	.000	2-2	1.000	2	0	2	2.9	1	7	2	0	2	10	11.4
Syracuse	01/26/2020	*	27:48	1-5	.200	1-2	.500	1-4	.250	0	1	1	2.9	4	7	4	0	0	4	11.0
at Pittsburgh	01/30/2020	*	36:46	3-15	.200	0-6	.000	2-4	.500	0	4	4	2.9	3	7	3	0	4	8	10.9
at Boston College	02/02/2020	*	29:41	3-10	.300	0-3	.000	3-3	1.000	0	1	1	2.8	0	2	4	0	1	9	10.8
Notre Dame	02/06/2020	*	38:12	4-12	.333	3-5	.600	0-0	.000	0	1	1	2.7	4	5	3	2	1	11	10.8
at Georgia Tech	02/09/2020	*	34:04	1-5	.200	0-2	.000	0-0	.000	0	1	1	2.7	3	5	3	0	2	2	10.4
<b>Totals</b>		<b>23</b>	<b>781:04</b>	<b>88-236</b>	<b>.373</b>	<b>24-71</b>	<b>.338</b>	<b>50-70</b>	<b>.714</b>	<b>12</b>	<b>52</b>	<b>64</b>	<b>2.7</b>	<b>61</b>	<b>126</b>	<b>75</b>	<b>3</b>	<b>32</b>	<b>250</b>	<b>10.4</b>

**Player Averages**

Games Played	Minutes/game	Points/game	FG Pct	3FG Pct	FT Pct	Rebounds/game	Assists/game	Turnovers/game	Assist/Turnover ratio	Steals/game	Blocks/game
24	32.5	10.4	37.3	33.8	71.4	2.7	5.3	3.1	1.7	1.3	0.1





**2019-20 Wake Forest Women's Basketball**  
**Individual Game-by-Game**  
**All games**

Page 6/14  
as of Feb 12, 2020

**#10 HAHNE, Ellen**

Opponent	Date	GS	MIN	Total		3-Pointers		Free throws		Rebounds				PF	A	T/O	BLK	STL	PTS	AVG
				FG-FGA	PCT	3FG-3FGA	PCT	FT-FTA	PCT	OFF	DEF	TOT	AVG							
UNCW	11/05/2019	*	05:55	0-0	.000	0-0	.000	0-0	.000	0	0	0	0.0	1	0	1	0	0	0	0.0
Col. of Charleston	11/08/2019		18:16	2-3	.667	0-0	.000	0-2	.000	0	1	1	0.5	0	1	4	0	0	4	2.0
at St. John's (NY)	11/22/2019		00:00	0-0	.000	0-0	.000	0-0	.000	0	0	0	0.3	0	0	0	0	0	0	1.3
at Elon	11/25/2019		01:00	0-0	.000	0-0	.000	0-0	.000	0	0	0	0.3	0	0	0	0	0	0	1.0
East Carolina	11/30/2019		02:11	0-0	.000	0-0	.000	1-2	.500	0	0	0	0.2	0	0	0	0	0	1	1.0
Campbell	12/16/2019		09:01	0-0	.000	0-0	.000	0-0	.000	0	2	2	0.5	0	0	2	0	1	0	0.8
vs Dayton	12/20/2019		06:00	1-1	1.000	0-0	.000	0-0	.000	0	1	1	0.6	2	1	0	0	0	2	1.0
at Miami (FL)	12/29/2019		00:16	0-0	.000	0-0	.000	0-0	.000	0	0	0	0.5	1	0	0	0	0	0	0.9
at Duke	01/02/2020		09:37	0-1	.000	0-0	.000	0-0	.000	1	0	1	0.6	1	1	2	0	0	0	0.8
Georgia Tech	01/05/2020		16:41	0-0	.000	0-0	.000	0-0	.000	0	0	0	0.5	3	1	0	0	0	0	0.7
Clemson	01/09/2020		02:19	0-0	.000	0-0	.000	0-0	.000	0	0	0	0.5	1	0	0	0	0	0	0.6
at Louisville	01/12/2020		07:16	1-1	1.000	0-0	.000	0-0	.000	0	0	0	0.4	0	0	0	0	0	2	0.8
Virginia	01/16/2020		04:15	0-0	.000	0-0	.000	0-0	.000	0	0	0	0.4	0	0	0	0	0	0	0.7
at NC State	01/19/2020		00:26	0-0	.000	0-0	.000	1-2	.500	0	0	0	0.4	0	0	0	0	0	1	0.7
Florida St.	01/23/2020		00:12	0-0	.000	0-0	.000	0-0	.000	0	0	0	0.3	0	0	0	0	0	0	0.7
at Boston College	02/02/2020		07:09	1-1	1.000	0-0	.000	0-0	.000	0	1	1	0.4	0	1	0	0	0	2	0.8
Notre Dame	02/06/2020		06:26	0-0	.000	0-0	.000	1-2	.500	0	0	0	0.4	0	0	0	0	0	1	0.8
at Georgia Tech	02/09/2020		04:37	0-0	.000	0-0	.000	0-0	.000	0	0	0	0.3	0	0	1	0	1	0	0.7
<b>Totals</b>		<b>1</b>	<b>101:36</b>	<b>5-7</b>	<b>.714</b>	<b>0-0</b>	<b>.000</b>	<b>3-8</b>	<b>.375</b>	<b>1</b>	<b>5</b>	<b>6</b>	<b>0.3</b>	<b>9</b>	<b>5</b>	<b>10</b>	<b>0</b>	<b>2</b>	<b>13</b>	<b>0.7</b>

**Player Averages**

Games Played	Minutes/ game	Points/ game	FG Pct	3FG Pct	FT Pct	Rebounds/ game	Assists/ game	Turnovers/ game	Assist/Turnover ratio	Steals/ game	Blocks/ game
18	5.6	0.7	71.4	0.0	37.5	0.3	0.3	0.6	0.5	0.1	0.0



**2019-20 Wake Forest Women's Basketball**  
**Individual Game-by-Game**  
**All games**

Page 7/14  
as of Feb 12, 2020

**#11 RACA, Ivana**

Opponent	Date	GS	MIN	Total		3-Pointers		Free throws		Rebounds				PF	A	T/O	BLK	STL	PTS	AVG
				FG-FGA	PCT	3FG-3FGA	PCT	FT-FTA	PCT	OFF	DEF	TOT	AVG							
UNCW	11/05/2019	*	27:48	3-10	.300	0-2	.000	1-2	.500	2	5	7	7.0	2	0	3	0	0	7	7.0
Col. of Charleston	11/08/2019	*	23:03	9-12	.750	1-2	.500	2-2	1.000	3	1	4	5.5	1	2	2	0	2	21	14.0
UNC Greensboro	11/10/2019	*	34:09	2-10	.200	0-3	.000	3-6	.500	3	5	8	6.3	0	1	2	0	1	7	11.7
Charlotte	11/15/2019	*	36:12	8-17	.471	4-7	.571	3-7	.429	3	3	6	6.3	3	3	1	0	1	23	14.5
at St. John's (NY)	11/22/2019	*	38:00	9-19	.474	1-4	.250	1-5	.200	2	7	9	6.8	3	1	0	1	2	20	15.6
at Elon	11/25/2019	*	37:00	4-11	.364	2-5	.400	3-4	.750	1	5	6	6.7	1	1	3	0	2	13	15.2
East Carolina	11/30/2019	*	26:05	5-13	.385	0-4	.000	1-2	.500	0	3	3	6.1	0	3	2	0	0	11	14.6
at ETSU	12/05/2019	*	39:42	7-17	.412	0-5	.000	4-4	1.000	5	4	9	6.5	3	2	3	0	2	18	15.0
Campbell	12/16/2019	*	32:37	7-14	.500	0-1	.000	5-6	.833	3	5	8	6.7	2	2	0	1	0	19	15.4
vs Dayton	12/20/2019	*	36:00	6-13	.462	5-6	.833	3-4	.750	1	4	5	6.5	0	1	1	1	0	20	15.9
vs Florida	12/21/2019	*	40:00	4-12	.333	0-3	.000	6-6	1.000	1	4	5	6.4	1	4	1	0	1	14	15.7
at Miami (FL)	12/29/2019	*	37:08	3-15	.200	1-4	.250	7-9	.778	3	2	5	6.3	2	2	2	1	1	14	15.6
at Duke	01/02/2020	*	35:11	7-16	.438	0-2	.000	1-2	.500	3	3	6	6.2	1	1	1	0	0	15	15.5
Georgia Tech	01/05/2020	*	37:28	5-15	.333	3-5	.600	6-8	.750	7	5	12	6.6	3	1	2	1	4	19	15.8
Clemson	01/09/2020	*	36:34	8-17	.471	1-5	.200	7-9	.778	2	8	10	6.9	1	2	5	0	2	24	16.3
at Louisville	01/12/2020	*	30:30	5-13	.385	3-4	.750	3-4	.750	4	6	10	7.1	1	1	5	0	0	16	16.3
Virginia	01/16/2020	*	37:51	7-15	.467	2-4	.500	4-5	.800	2	4	6	7.0	4	1	4	0	0	20	16.5
at NC State	01/19/2020	*	37:06	6-16	.375	2-7	.286	2-2	1.000	1	9	10	7.2	1	0	4	1	1	16	16.5
Florida St.	01/23/2020	*	35:42	10-23	.435	1-6	.167	6-7	.857	1	6	7	7.2	1	4	1	0	1	27	17.1
Syracuse	01/26/2020	*	37:43	3-19	.158	0-3	.000	9-10	.900	2	3	5	7.1	1	2	3	1	4	15	17.0
at Pittsburgh	01/30/2020	*	36:07	3-15	.200	1-6	.167	2-3	.667	3	7	10	7.2	4	2	5	0	2	9	16.6
at Boston College	02/02/2020	*	29:44	5-13	.385	0-1	.000	0-0	.000	1	2	3	7.0	2	0	1	1	0	10	16.3
Notre Dame	02/06/2020	*	35:00	4-13	.308	0-3	.000	3-4	.750	2	3	5	6.9	1	1	2	0	1	11	16.0
at Georgia Tech	02/09/2020	*	37:24	6-12	.500	2-3	.667	1-2	.500	3	4	7	6.9	3	1	2	0	0	15	16.0
<b>Totals</b>		<b>23</b>	<b>834:04</b>	<b>136-350</b>	<b>.389</b>	<b>29-95</b>	<b>.305</b>	<b>83-113</b>	<b>.735</b>	<b>58</b>	<b>108</b>	<b>166</b>	<b>6.9</b>	<b>41</b>	<b>38</b>	<b>55</b>	<b>8</b>	<b>27</b>	<b>384</b>	<b>16.0</b>

**Player Averages**

Games Played	Minutes/game	Points/game	FG Pct	3FG Pct	FT Pct	Rebounds/game	Assists/game	Turnovers/game	Assist/Turnover ratio	Steals/game	Blocks/game
24	34.8	16.0	38.9	30.5	73.5	6.9	1.6	2.3	0.7	1.1	0.3



**2019-20 Wake Forest Women's Basketball**  
**Individual Game-by-Game**  
**All games**

Page 8/14  
as of Feb 12, 2020

**#12 DICKSON, Kaylen**

Opponent	Date	GS	MIN	Total		3-Pointers		Free throws		Rebounds								PTS	AVG
				FG-FGA	PCT	3FG-3FGA	PCT	FT-FTA	PCT	OFF	DEF	TOT	AVG	PF	A	T/O	BLK	STL	
UNCW	11/05/2019		00:03	0-0	.000	0-0	.000	0-0	.000	0	0	0	0.0	0	0	0	0	0	0.0
Col. of Charleston	11/08/2019		07:52	2-4	.500	2-3	.667	0-0	.000	0	2	2	1.0	2	0	1	0	1	3.0
Charlotte	11/15/2019		05:29	0-1	.000	0-1	.000	0-0	.000	0	0	0	0.7	0	0	0	0	1	2.0
at Elon	11/25/2019		07:00	1-1	1.000	1-1	1.000	2-4	.500	0	0	0	0.5	1	0	0	0	0	2.8
East Carolina	11/30/2019		08:15	1-2	.500	0-1	.000	0-0	.000	1	2	3	1.0	1	1	2	1	1	2.6
at ETSU	12/05/2019		02:21	0-0	.000	0-0	.000	0-0	.000	0	0	0	0.8	1	0	0	0	0	2.2
<b>Totals</b>		<b>0</b>	<b>31:00</b>	<b>4-8</b>	<b>.500</b>	<b>3-6</b>	<b>.500</b>	<b>2-4</b>	<b>.500</b>	<b>1</b>	<b>4</b>	<b>5</b>	<b>0.8</b>	<b>5</b>	<b>1</b>	<b>3</b>	<b>1</b>	<b>3</b>	<b>2.2</b>

**Player Averages**

Games Played	Minutes/game	Points/game	FG Pct	3FG Pct	FT Pct	Rebounds/game	Assists/game	Turnovers/game	Assist/Turnover ratio	Steals/game	Blocks/game
6	5.2	2.2	50.0	50.0	50.0	0.8	0.2	0.5	0.3	0.5	0.2



**2019-20 Wake Forest Women's Basketball**  
**Individual Game-by-Game**  
**All games**

Page 9/14  
as of Feb 12, 2020

**#14 SHARP, Alex**

Opponent	Date	GS	MIN	Total		3-Pointers		Free throws		Rebounds				PF	A	T/O	BLK	STL	PTS	AVG
				FG-FGA	PCT	3FG-3FGA	PCT	FT-FTA	PCT	OFF	DEF	TOT	AVG							
UNCW	11/05/2019	*	26:34	7-12	.583	0-0	.000	0-0	.000	5	5	10	10.0	1	3	1	0	2	14	14.0
Col. of Charleston	11/08/2019	*	17:29	3-7	.429	1-2	.500	0-0	.000	1	4	5	7.5	1	4	0	0	0	7	10.5
UNC Greensboro	11/10/2019	*	34:17	7-13	.538	1-1	1.000	6-7	.857	1	5	6	7.0	1	4	2	0	0	21	14.0
Charlotte	11/15/2019	*	28:12	2-9	.222	0-3	.000	2-4	.500	3	5	8	7.3	2	2	3	0	0	6	12.0
at St. John's (NY)	11/22/2019		30:00	6-10	.600	0-0	.000	2-4	.500	3	6	9	7.6	4	2	1	1	0	14	12.4
at Elon	11/25/2019	*	37:00	6-13	.462	0-1	.000	5-6	.833	2	11	13	8.5	0	2	1	2	0	17	13.2
East Carolina	11/30/2019	*	31:08	2-7	.286	0-0	.000	3-4	.750	3	12	15	9.4	2	3	7	0	1	7	12.3
at ETSU	12/05/2019	*	26:49	3-13	.231	0-2	.000	2-2	1.000	6	5	11	9.6	2	2	7	0	1	8	11.8
Campbell	12/16/2019	*	27:09	8-12	.667	2-4	.500	1-2	.500	1	5	6	9.2	1	2	3	1	0	19	12.6
vs Dayton	12/20/2019	*	33:00	5-11	.455	2-4	.500	0-0	.000	3	6	9	9.2	2	3	5	0	1	12	12.5
vs Florida	12/21/2019	*	37:00	9-15	.600	3-6	.500	0-0	.000	3	4	7	9.0	1	0	2	0	1	21	13.3
at Miami (FL)	12/29/2019	*	38:38	6-13	.462	1-2	.500	0-0	.000	3	6	9	9.0	1	0	1	0	2	13	13.3
at Duke	01/02/2020	*	38:30	4-12	.333	2-5	.400	1-2	.500	6	6	12	9.2	2	2	0	0	0	11	13.1
Georgia Tech	01/05/2020	*	36:33	2-10	.200	1-5	.200	0-0	.000	2	6	8	9.1	2	2	2	0	1	5	12.5
Clemson	01/09/2020	*	35:31	6-12	.500	4-5	.800	0-0	.000	2	2	4	8.8	2	1	2	3	2	16	12.7
at Louisville	01/12/2020	*	36:30	5-11	.455	0-2	.000	2-3	.667	1	6	7	8.7	3	1	2	1	0	12	12.7
Virginia	01/16/2020	*	37:25	1-6	.167	0-2	.000	4-4	1.000	3	6	9	8.7	2	4	5	2	1	6	12.3
at NC State	01/19/2020	*	36:52	3-11	.273	1-2	.500	2-2	1.000	4	5	9	8.7	2	1	3	0	1	9	12.1
Florida St.	01/23/2020	*	35:40	2-6	.333	1-3	.333	3-4	.750	2	10	12	8.9	3	0	3	1	2	8	11.9
Syracuse	01/26/2020	*	37:05	5-9	.556	4-5	.800	2-2	1.000	2	5	7	8.8	1	2	3	0	0	16	12.1
at Pittsburgh	01/30/2020	*	34:28	4-13	.308	2-4	.500	2-2	1.000	4	7	11	8.9	3	0	2	0	0	12	12.1
at Boston College	02/02/2020	*	35:14	6-11	.545	1-3	.333	2-3	.667	5	5	10	9.0	2	1	4	0	0	15	12.2
Notre Dame	02/06/2020	*	39:13	5-11	.455	1-3	.333	8-8	1.000	3	6	9	9.0	3	4	6	2	1	19	12.5
at Georgia Tech	02/09/2020	*	32:04	6-12	.500	2-5	.400	2-2	1.000	2	7	9	9.0	3	0	0	0	0	16	12.7
<b>Totals</b>			<b>23 802:21</b>	<b>113-259</b>	<b>.436</b>	<b>29-69</b>	<b>.420</b>	<b>49-61</b>	<b>.803</b>	<b>70</b>	<b>145</b>	<b>215</b>	<b>9.0</b>	<b>46</b>	<b>45</b>	<b>65</b>	<b>13</b>	<b>16</b>	<b>304</b>	<b>12.7</b>

**Player Averages**

Games Played	Minutes/ game	Points/ game	FG Pct	3FG Pct	FT Pct	Rebounds/ game	Assists/ game	Turnovers/ game	Assist/Turnover ratio	Steals/ game	Blocks/ game
24	33.4	12.7	43.6	42.0	80.3	9.0	1.9	2.7	0.7	0.7	0.5





**2019-20 Wake Forest Women's Basketball**  
**Individual Game-by-Game**  
**All games**

Page 10/14  
as of Feb 12, 2020

**#20 SUMMIEL, Olivia**

Opponent	Date	GS	MIN	Total		3-Pointers		Free throws		Rebounds				PF	A	T/O	BLK	STL	PTS	AVG
				FG-FGA	PCT	3FG-3FGA	PCT	FT-FTA	PCT	OFF	DEF	TOT	AVG							
UNCW	11/05/2019		07:48	0-1	.000	0-0	.000	0-0	.000	0	2	2	2.0	2	0	0	0	0	0	0.0
Col. of Charleston	11/08/2019		14:01	2-2	1.000	0-0	.000	4-4	1.000	2	3	5	3.5	5	0	0	1	0	8	4.0
UNC Greensboro	11/10/2019		12:10	0-0	.000	0-0	.000	0-0	.000	0	2	2	3.0	2	0	2	1	0	0	2.7
Charlotte	11/15/2019		13:43	1-2	.500	1-2	.500	0-0	.000	0	2	2	2.8	0	0	2	0	0	3	2.8
at St. John's (NY)	11/22/2019		00:00	0-1	.000	0-0	.000	0-0	.000	1	1	2	2.6	1	0	1	0	0	0	2.2
at Elon	11/25/2019		02:00	0-0	.000	0-0	.000	0-0	.000	0	0	0	2.2	0	0	0	0	0	0	1.8
East Carolina	11/30/2019		02:11	0-1	.000	0-0	.000	0-0	.000	0	1	1	2.0	0	0	0	0	0	0	1.6
Campbell	12/16/2019		06:41	1-1	1.000	0-0	.000	0-0	.000	0	2	2	2.0	0	0	0	1	0	2	1.6
vs Dayton	12/20/2019		01:00	0-0	.000	0-0	.000	0-0	.000	0	0	0	1.8	1	0	0	0	0	0	1.4
at Pittsburgh	01/30/2020		03:51	0-0	.000	0-0	.000	0-0	.000	0	0	0	1.6	1	0	0	1	0	0	1.3
at Boston College	02/02/2020		14:36	1-2	.500	0-0	.000	0-0	.000	1	4	5	1.9	1	0	0	1	0	2	1.4
Notre Dame	02/06/2020		04:38	0-1	.000	0-1	.000	1-2	.500	0	3	3	2.0	1	1	0	0	0	1	1.3
at Georgia Tech	02/09/2020		07:32	0-0	.000	0-0	.000	0-0	.000	0	0	0	1.8	1	0	2	0	1	0	1.2
<b>Totals</b>		<b>0</b>	<b>90:11</b>	<b>5-11</b>	<b>.455</b>	<b>1-3</b>	<b>.333</b>	<b>5-6</b>	<b>.833</b>	<b>4</b>	<b>20</b>	<b>24</b>	<b>1.8</b>	<b>15</b>	<b>1</b>	<b>7</b>	<b>5</b>	<b>1</b>	<b>16</b>	<b>1.2</b>

**Player Averages**

Games Played	Minutes/game	Points/game	FG Pct	3FG Pct	FT Pct	Rebounds/game	Assists/game	Turnovers/game	Assist/Turnover ratio	Steals/game	Blocks/game
13	6.9	1.2	45.5	33.3	83.3	1.8	0.1	0.5	0.1	0.1	0.4



**2019-20 Wake Forest Women's Basketball**  
**Individual Game-by-Game**  
**All games**

Page 11/14  
as of Feb 12, 2020

**#21 BRANCH, Raegyn**

Opponent	Date	GS	MIN	Total		3-Pointers		Free throws		Rebounds				PF	A	T/O	BLK	STL	PTS	AVG
				FG-FGA	PCT	3FG-3FGA	PCT	FT-FTA	PCT	OFF	DEF	TOT	AVG							
UNCW	11/05/2019		03:52	0-0	.000	0-0	.000	0-0	.000	0	0	0	0.0	1	0	0	0	0	0	0.0
Col. of Charleston	11/08/2019		10:55	0-2	.000	0-1	.000	0-0	.000	0	2	2	1.0	0	0	0	0	0	0	0.0
UNC Greensboro	11/10/2019		02:46	0-0	.000	0-0	.000	0-0	.000	0	0	0	0.7	1	0	1	0	0	0	0.0
at St. John's (NY)	11/22/2019		04:00	0-0	.000	0-0	.000	0-0	.000	0	0	0	0.5	0	0	1	0	0	0	0.0
at Elon	11/25/2019		06:00	0-1	.000	0-0	.000	1-2	.500	1	0	1	0.6	1	0	0	0	0	1	0.2
East Carolina	11/30/2019		18:23	2-2	1.000	0-0	.000	6-6	1.000	0	3	3	1.0	1	2	2	0	0	10	1.8
at ETSU	12/05/2019		12:32	0-3	.000	0-0	.000	0-0	.000	1	0	1	1.0	0	0	1	0	0	0	1.6
Campbell	12/16/2019		07:39	0-0	.000	0-0	.000	0-0	.000	0	1	1	1.0	1	0	0	1	1	0	1.4
vs Dayton	12/20/2019		05:00	1-2	.500	0-0	.000	0-0	.000	0	1	1	1.0	1	0	0	0	0	2	1.4
vs Florida	12/21/2019		13:00	2-3	.667	1-2	.500	0-0	.000	2	1	3	1.2	0	2	1	1	0	5	1.8
at Miami (FL)	12/29/2019		08:18	0-3	.000	0-1	.000	0-0	.000	0	0	0	1.1	0	0	1	0	0	0	1.6
at Duke	01/02/2020		04:46	0-1	.000	0-0	.000	0-0	.000	1	1	2	1.2	0	0	0	0	1	0	1.5
Georgia Tech	01/05/2020		05:59	0-0	.000	0-0	.000	0-0	.000	0	1	1	1.2	1	0	1	0	0	0	1.4
Clemson	01/09/2020		01:59	0-0	.000	0-0	.000	0-0	.000	0	0	0	1.1	0	0	1	0	0	0	1.3
at Louisville	01/12/2020		09:30	1-1	1.000	1-1	1.000	0-0	.000	0	0	0	1.0	2	1	0	0	0	3	1.4
Virginia	01/16/2020		04:23	0-1	.000	0-0	.000	0-0	.000	0	0	0	0.9	2	0	0	0	0	0	1.3
at NC State	01/19/2020		07:55	0-2	.000	0-1	.000	0-0	.000	1	0	1	0.9	1	0	0	1	0	0	1.2
Florida St.	01/23/2020		04:18	0-3	.000	0-0	.000	0-0	.000	0	0	0	0.9	0	0	0	0	0	0	1.2
Syracuse	01/26/2020		02:17	0-1	.000	0-0	.000	0-0	.000	0	1	1	0.9	0	0	1	0	0	0	1.1
at Boston College	02/02/2020		04:15	0-0	.000	0-0	.000	0-0	.000	0	0	0	0.9	1	0	0	0	0	0	1.1
at Georgia Tech	02/09/2020		01:35	0-1	.000	0-0	.000	1-2	.500	1	0	1	0.9	0	0	1	0	0	1	1.0
<b>Totals</b>		<b>0</b>	<b>139:22</b>	<b>6-26</b>	<b>.231</b>	<b>2-6</b>	<b>.333</b>	<b>8-10</b>	<b>.800</b>	<b>7</b>	<b>11</b>	<b>18</b>	<b>0.9</b>	<b>13</b>	<b>5</b>	<b>11</b>	<b>3</b>	<b>2</b>	<b>22</b>	<b>1.0</b>

**Player Averages**

Games Played	Minutes/game	Points/game	FG Pct	3FG Pct	FT Pct	Rebounds/game	Assists/game	Turnovers/game	Assist/Turnover ratio	Steals/game	Blocks/game
21	6.6	1.0	23.1	33.3	80.0	0.9	0.2	0.5	0.5	0.1	0.1



**2019-20 Wake Forest Women's Basketball**  
**Individual Game-by-Game**  
**All games**

Page 12/14  
as of Feb 12, 2020

**#23 MORRA, Christina**

Opponent	Date	GS	MIN	Total		3-Pointers		Free throws		Rebounds				PF	A	T/O	BLK	STL	PTS	AVG
				FG-FGA	PCT	3FG-3FGA	PCT	FT-FTA	PCT	OFF	DEF	TOT	AVG							
UNCW	11/05/2019		06:06	0-2	.000	0-0	.000	0-0	.000	0	0	0	0.0	1	0	1	0	0	0	0.0
Col. of Charleston	11/08/2019		09:27	6-9	.667	0-0	.000	1-3	.333	3	7	10	5.0	1	0	0	0	1	13	6.5
UNC Greensboro	11/10/2019		12:38	1-2	.500	0-0	.000	1-2	.500	1	3	4	4.7	2	0	3	0	0	3	5.3
Charlotte	11/15/2019		04:16	1-5	.200	0-0	.000	1-2	.500	1	0	1	3.8	0	0	0	1	0	3	4.8
at St. John's (NY)	11/22/2019		02:00	0-0	.000	0-0	.000	0-0	.000	0	0	0	3.0	0	0	0	0	0	0	3.8
at Elon	11/25/2019		13:00	3-4	.750	0-0	.000	5-5	1.000	4	3	7	3.7	2	1	0	1	0	11	5.0
East Carolina	11/30/2019		14:04	2-2	1.000	0-0	.000	2-2	1.000	1	1	2	3.4	0	0	1	0	0	6	5.1
at ETSU	12/05/2019		22:37	5-7	.714	0-0	.000	3-4	.750	2	5	7	3.9	5	0	4	0	1	13	6.1
Campbell	12/16/2019		20:01	3-5	.600	0-0	.000	3-3	1.000	2	1	3	3.8	1	0	1	1	0	9	6.4
vs Dayton	12/20/2019		22:00	6-8	.750	0-0	.000	1-1	1.000	1	2	3	3.7	3	0	0	0	1	13	7.1
vs Florida	12/21/2019		15:00	4-4	1.000	0-0	.000	0-0	.000	3	2	5	3.8	2	0	3	0	0	8	7.2
at Miami (FL)	12/29/2019	*	29:47	4-7	.571	0-0	.000	0-2	.000	1	2	3	3.8	2	0	1	0	2	8	7.3
at Duke	01/02/2020	*	31:34	4-6	.667	0-0	.000	4-6	.667	2	5	7	4.0	3	0	2	1	0	12	7.6
Georgia Tech	01/05/2020	*	34:39	6-10	.600	0-0	.000	6-7	.857	1	5	6	4.1	3	0	2	0	0	18	8.4
Clemson	01/09/2020	*	31:57	2-4	.500	0-0	.000	2-4	.500	2	1	3	4.1	1	0	2	1	1	6	8.2
at Louisville	01/12/2020	*	32:30	6-9	.667	0-0	.000	1-1	1.000	4	9	13	4.6	2	1	0	0	0	13	8.5
Virginia	01/16/2020		32:33	4-9	.444	0-0	.000	0-0	.000	4	6	10	4.9	2	2	1	0	0	8	8.5
at NC State	01/19/2020	*	30:09	2-8	.250	0-0	.000	2-3	.667	3	5	8	5.1	5	0	1	0	2	6	8.3
Florida St.	01/23/2020	*	33:55	5-9	.556	0-0	.000	2-3	.667	4	1	5	5.1	3	0	0	0	0	12	8.5
Syracuse	01/26/2020	*	18:00	2-7	.286	0-0	.000	0-0	.000	1	4	5	5.1	1	0	0	0	0	4	8.3
at Pittsburgh	01/30/2020	*	25:45	3-10	.300	0-0	.000	4-6	.667	4	1	5	5.1	1	0	1	1	0	10	8.4
at Boston College	02/02/2020	*	11:32	0-3	.000	0-0	.000	3-4	.750	0	3	3	5.0	0	0	1	0	1	3	8.1
Notre Dame	02/06/2020	*	31:45	5-8	.625	0-0	.000	5-6	.833	2	4	6	5.0	0	2	5	0	0	15	8.4
at Georgia Tech	02/09/2020	*	19:44	1-6	.167	0-0	.000	3-4	.750	2	3	5	5.0	1	0	2	0	0	5	8.3
<b>Totals</b>			<b>12 504:57</b>	<b>75-144</b>	<b>.521</b>	<b>0-0</b>	<b>.000</b>	<b>49-68</b>	<b>.721</b>	<b>48</b>	<b>73</b>	<b>121</b>	<b>5.0</b>	<b>41</b>	<b>6</b>	<b>31</b>	<b>6</b>	<b>9</b>	<b>199</b>	<b>8.3</b>

**Player Averages**

Games Played	Minutes/ game	Points/ game	FG Pct	3FG Pct	FT Pct	Rebounds/ game	Assists/ game	Turnovers/ game	Assist/Turnover ratio	Steals/ game	Blocks/ game
24	21.0	8.3	52.1	0.0	72.1	5.0	0.3	1.3	0.2	0.4	0.3



**2019-20 Wake Forest Women's Basketball**  
**Individual Game-by-Game**  
**All games**

Page 13/14  
as of Feb 12, 2020

**#32 SCRUGGS, Alexandria**

Opponent	Date	GS	MIN	Total		3-Pointers		Free throws		Rebounds				PF	A	T/O	BLK	STL	PTS	AVG
				FG-FGA	PCT	3FG-3FGA	PCT	FT-FTA	PCT	OFF	DEF	TOT	AVG							
UNCW	11/05/2019		15:48	5-8	.625	1-2	.500	5-6	.833	1	1	2	2.0	1	2	1	0	1	16	16.0
Col. of Charleston	11/08/2019		11:37	2-6	.333	0-2	.000	0-1	.000	1	4	5	3.5	1	0	3	0	1	4	10.0
UNC Greensboro	11/10/2019		18:34	4-6	.667	0-1	.000	1-2	.500	3	4	7	4.7	4	0	3	0	1	9	9.7
Charlotte	11/15/2019		13:49	0-5	.000	0-2	.000	0-0	.000	0	2	2	4.0	2	1	0	0	0	0	7.3
at St. John's (NY)	11/22/2019		20:00	1-4	.250	0-1	.000	0-0	.000	0	3	3	3.8	3	2	1	0	0	2	6.2
at Elon	11/25/2019	*	28:00	4-6	.667	2-4	.500	2-2	1.000	1	3	4	3.8	3	0	3	0	0	12	7.2
East Carolina	11/30/2019	*	25:23	1-5	.200	0-2	.000	1-2	.500	1	1	2	3.6	1	3	3	0	1	3	6.6
at ETSU	12/05/2019	*	22:08	0-2	.000	0-2	.000	0-0	.000	0	0	0	3.1	2	0	0	0	0	0	5.8
Campbell	12/16/2019	*	21:24	4-7	.571	2-2	1.000	2-2	1.000	2	4	6	3.4	1	1	3	0	2	12	6.4
vs Dayton	12/20/2019	*	26:00	6-11	.545	2-5	.400	0-0	.000	1	3	4	3.5	3	1	2	1	1	14	7.2
vs Florida	12/21/2019	*	22:00	1-5	.200	1-2	.500	0-0	.000	1	3	4	3.5	3	2	2	1	0	3	6.8
at Miami (FL)	12/29/2019	*	33:36	3-8	.375	1-4	.250	0-0	.000	2	3	5	3.7	4	0	1	0	1	7	6.8
at Duke	01/02/2020	*	31:22	3-8	.375	1-5	.200	0-0	.000	2	3	5	3.8	2	0	3	0	1	7	6.8
Georgia Tech	01/05/2020	*	18:40	0-1	.000	0-1	.000	2-2	1.000	2	2	4	3.8	4	0	2	0	1	2	6.5
Clemson	01/09/2020	*	33:02	2-7	.286	1-5	.200	3-4	.750	2	1	3	3.7	2	2	3	0	1	8	6.6
at Louisville	01/12/2020	*	29:09	4-10	.400	1-3	.333	0-0	.000	3	3	6	3.9	3	1	2	0	1	9	6.8
Virginia	01/16/2020	*	36:07	2-8	.250	1-5	.200	2-2	1.000	2	6	8	4.1	3	1	3	0	0	7	6.8
at NC State	01/19/2020	*	33:33	1-6	.167	0-2	.000	0-0	.000	0	5	5	4.2	2	1	1	0	2	2	6.5
Florida St.	01/23/2020	*	29:27	2-7	.286	0-2	.000	0-0	.000	1	4	5	4.2	2	1	2	0	1	4	6.4
Syracuse	01/26/2020	*	23:54	1-4	.250	1-2	.500	0-0	.000	1	4	5	4.3	0	2	0	0	0	3	6.2
at Pittsburgh	01/30/2020	*	28:43	1-8	.125	1-3	.333	0-0	.000	1	2	3	4.2	1	1	0	0	3	3	6.0
at Boston College	02/02/2020	*	20:20	1-3	.333	1-3	.333	0-0	.000	1	1	2	4.1	0	1	3	0	0	3	5.9
Notre Dame	02/06/2020	*	26:05	1-4	.250	1-2	.500	2-2	1.000	1	4	5	4.1	4	1	0	0	0	5	5.9
at Georgia Tech	02/09/2020	*	19:36	0-4	.000	0-3	.000	0-0	.000	1	2	3	4.1	2	3	2	0	0	0	5.6
<b>Totals</b>		<b>19</b>	<b>588:17</b>	<b>49-143</b>	<b>.343</b>	<b>17-65</b>	<b>.262</b>	<b>20-25</b>	<b>.800</b>	<b>30</b>	<b>68</b>	<b>98</b>	<b>4.1</b>	<b>53</b>	<b>26</b>	<b>43</b>	<b>2</b>	<b>18</b>	<b>135</b>	<b>5.6</b>

**Player Averages**

Games Played	Minutes/game	Points/game	FG Pct	3FG Pct	FT Pct	Rebounds/game	Assists/game	Turnovers/game	Assist/Turnover ratio	Steals/game	Blocks/game
24	24.5	5.6	34.3	26.2	80.0	4.1	1.1	1.8	0.6	0.8	0.1



**2019-20 Wake Forest Women's Basketball**  
**Individual Game-by-Game**  
**All games**

Page 14/14  
as of Feb 12, 2020

**#44 UDOH, Ona**

Opponent	Date	GS	MIN	Total		3-Pointers		Free throws		Rebounds				PF	A	T/O	BLK	STL	PTS	AVG
				FG-FGA	PCT	3FG-3FGA	PCT	FT-FTA	PCT	OFF	DEF	TOT	AVG							
UNCW	11/05/2019	*	22:04	2-7	.286	0-0	.000	0-0	.000	0	4	4	4.0	3	2	3	2	1	4	4.0
Col. of Charleston	11/08/2019	*	18:38	10-13	.769	0-0	.000	3-5	.600	4	8	12	8.0	2	0	3	0	2	23	13.5
UNC Greensboro	11/10/2019	*	12:41	2-4	.500	0-0	.000	0-0	.000	1	4	5	7.0	4	0	2	1	0	4	10.3
Charlotte	11/15/2019	*	29:40	8-9	.889	0-0	.000	1-3	.333	5	1	6	6.8	3	1	2	0	1	17	12.0
at St. John's (NY)	11/22/2019		28:00	3-8	.375	0-0	.000	0-0	.000	3	6	9	7.2	5	0	0	2	0	6	10.8
at Elon	11/25/2019	*	08:00	1-1	1.000	0-0	.000	1-2	.500	1	0	1	6.2	4	0	1	1	0	3	9.5
East Carolina	11/30/2019	*	23:47	6-6	1.000	0-0	.000	0-0	.000	1	9	10	6.7	0	3	2	4	0	12	9.9
at ETSU	12/05/2019	*	12:55	2-2	1.000	0-0	.000	0-0	.000	0	2	2	6.1	3	1	0	0	1	4	9.1
Campbell	12/16/2019	*	14:33	2-6	.333	0-0	.000	0-0	.000	2	2	4	5.9	0	0	0	1	2	4	8.6
vs Dayton	12/20/2019	*	15:00	1-2	.500	0-0	.000	0-0	.000	1	1	2	5.5	3	0	2	1	1	2	7.9
vs Florida	12/21/2019	*	25:00	3-4	.750	0-0	.000	1-1	1.000	0	4	4	5.4	0	0	0	0	0	7	7.8
Virginia	01/16/2020	*	00:32	0-0	.000	0-0	.000	0-0	.000	0	0	0	4.9	0	0	0	0	0	0	7.2
at NC State	01/19/2020		01:29	0-0	.000	0-0	.000	0-0	.000	0	0	0	4.5	1	0	0	0	0	0	6.6
Florida St.	01/23/2020		06:04	1-2	.500	0-0	.000	0-0	.000	1	0	1	4.3	0	0	0	1	0	2	6.3
Syracuse	01/26/2020		16:30	5-7	.714	0-0	.000	2-2	1.000	3	5	8	4.5	3	0	0	2	0	12	6.7
at Pittsburgh	01/30/2020		14:15	1-2	.500	0-0	.000	0-2	.000	2	2	4	4.5	0	0	0	1	2	2	6.4
at Boston College	02/02/2020		14:00	3-5	.600	0-0	.000	0-0	.000	0	0	0	4.2	1	1	2	2	2	6	6.4
Notre Dame	02/06/2020		08:04	3-3	1.000	0-0	.000	2-3	.667	3	2	5	4.3	1	0	0	0	0	8	6.4
at Georgia Tech	02/09/2020		15:38	4-8	.500	0-0	.000	0-0	.000	3	1	4	4.3	3	0	0	0	0	8	6.5
<b>Totals</b>		<b>11</b>	<b>286:51</b>	<b>57-89</b>	<b>.640</b>	<b>0-0</b>	<b>.000</b>	<b>10-18</b>	<b>.556</b>	<b>30</b>	<b>51</b>	<b>81</b>	<b>4.3</b>	<b>36</b>	<b>8</b>	<b>17</b>	<b>18</b>	<b>12</b>	<b>124</b>	<b>6.5</b>

**Player Averages**

Games Played	Minutes/game	Points/game	FG Pct	3FG Pct	FT Pct	Rebounds/game	Assists/game	Turnovers/game	Assist/Turnover ratio	Steals/game	Blocks/game
19	15.1	6.5	64.0	0.0	55.6	4.3	0.4	0.9	0.5	0.6	0.9





**2019-20 Wake Forest Women's Basketball  
Individual Career Summaries  
All games**

Page 1/7  
as of Feb 10, 2020

**BANKS, Maya**

				Field Goals		3-Point		F-Throws		Rebounds										Scoring	
SEASON	TEAM	GP-GS	MIN/AVG	FG-FGA	FG%	3FG-FGA	3FG%	FT-FTA	FT%	OFF	DEF	TOT	AVG	PF-FO	AST	TO	BLK	STL	PTS	AVG	
2017-18	Wake	20-0	99/5.0	10-17	.588	0-0	.000	2-6	.333	4	19	23	1.2	23-1	3	8	6	2	22	1.1	
2018-19	Wake	30-11	412/13.7	56-101	.554	0-0	.000	20-46	.435	42	73	115	3.8	52-0	11	25	7	7	132	4.4	
2019-20	Wake	20-0	130/6.5	10-26	.385	0-0	.000	8-10	.800	13	21	34	1.7	33-1	3	12	3	6	28	1.4	
TOTAL		70-11	641/9.2	76-144	.528	0-0	.000	30-62	.484	59	113	172	2.5	108-2	17	45	16	15	182	2.6	

**Single Game Highs**

Statistic	Value	
Points	13	vs Virginia Tech 03/06/19
Rebounds	8	at VCU 11/18/18
Assists	2	4 times
Steals	2	at St. John's (NY) 11/22/19, vs Virginia 01/16/20
Blocks	2	4 times
FG Made	6	vs Virginia Tech 03/06/19
FG Attempts	11	vs Virginia Tech 03/06/19
FT Made	4	vs Col. of Charleston 11/08/19
FT Attempts	6	vs Virginia Tech 03/06/19

**BRANCH, Raegyn**

				Field Goals		3-Point		F-Throws		Rebounds										Scoring	
SEASON	TEAM	GP-GS	MIN/AVG	FG-FGA	FG%	3FG-FGA	3FG%	FT-FTA	FT%	OFF	DEF	TOT	AVG	PF-FO	AST	TO	BLK	STL	PTS	AVG	
2017-18	Wake	30-0	307/10.2	34-94	.362	10-35	.286	14-24	.583	20	32	52	1.7	51-0	11	11	21	2	92	3.1	
2018-19	Wake	18-7	244/13.6	17-43	.395	3-14	.214	3-6	.500	10	16	26	1.4	32-0	7	13	4	4	40	2.2	
2019-20	Wake	21-0	139/6.6	6-26	.231	2-6	.333	8-10	.800	7	11	18	0.9	13-0	5	11	3	2	22	1.0	
TOTAL		69-7	691/10.0	57-163	.350	15-55	.273	25-40	.625	37	59	96	1.4	96-0	23	35	28	8	154	2.2	

**Single Game Highs**

Statistic	Value	
Points	10	at Col. of Charleston 12/21/17, at Georgia Tech 01/21/18, vs East Carolina 11/30/19
Rebounds	8	at Syracuse 02/17/19
Assists	2	5 times
Steals	1	8 times
Blocks	3	vs Appalachian St. 12/07/17
FG Made	4	at Syracuse 02/17/19
FG Attempts	8	at Syracuse 02/17/19
3FG Made	2	at Georgia Tech 01/21/18
3FG Attempts	4	vs Clemson 02/07/19, vs Texas Southern 11/10/17, at Georgia Tech 01/21/18
FT Made	6	vs East Carolina 11/30/19
FT Attempts	6	vs East Carolina 11/30/19



**2019-20 Wake Forest Women's Basketball  
Individual Career Summaries  
All games**

Page 2/7  
as of Feb 10, 2020

**CONTI, Gina**

				Field Goals		3-Point		F-Throws		Rebounds									Scoring	
SEASON	TEAM	GP-GS	MIN/AVG	FG-FGA	FG%	3FG-FGA	3FG%	FT-FTA	FT%	OFF	DEF	TOT	AVG	PF-FO	AST	TO	BLK	STL	PTS	AVG
2017-18	Wake	31-11	577/18.6	41-132	.311	8-34	.235	10-22	.455	7	48	55	1.8	43-1	84	56	7	16	100	3.2
2018-19	Wake	30-30	1087/36.2	98-296	.331	23-88	.261	53-82	.646	8	73	81	2.7	59-0	147	113	3	44	272	9.1
2019-20	Wake	24-23	781/32.5	88-236	.373	24-71	.338	50-70	.714	12	52	64	2.7	61-2	126	75	3	32	250	10.4
TOTAL		85-64	2445/28.8	227-664	.342	55-193	.285	113-174	.649	27	173	200	2.4	163-3	357	244	13	92	622	7.3

**Single Game Highs**

Statistic	Value	
Points	25	at St. John's (NY) 11/22/19
Rebounds	8	vs Louisville 01/20/19
Assists	10	vs Virginia Tech 02/15/18
Steals	6	vs Miami (FL) 01/06/19
Blocks	2	vs Texas Southern 11/10/17, vs Notre Dame 02/06/20
FG Made	8	vs Georgia Tech 01/05/20
FG Attempts	18	at NC State 01/19/20
3FG Made	4	vs Indiana 11/28/18, vs Georgia Tech 01/05/20
3FG Attempts	6	5 times
FT Made	10	at St. John's (NY) 11/22/19
FT Attempts	10	vs Pittsburgh 02/28/19, at St. John's (NY) 11/22/19

**DICKSON, Kaylen**

				Field Goals		3-Point		F-Throws		Rebounds									Scoring	
SEASON	TEAM	GP-GS	MIN/AVG	FG-FGA	FG%	3FG-FGA	3FG%	FT-FTA	FT%	OFF	DEF	TOT	AVG	PF-FO	AST	TO	BLK	STL	PTS	AVG
2018-19	Wake	28-10	631/22.5	36-149	.242	19-76	.250	27-37	.730	19	57	76	2.7	84-0	18	67	16	24	118	4.2
2019-20	Wake	6-0	31/5.2	4-8	.500	3-6	.500	2-4	.500	1	4	5	0.8	5-0	1	3	1	3	13	2.2
TOTAL		34-10	662/19.5	40-157	.255	22-82	.268	29-41	.707	20	61	81	2.4	89-0	19	70	17	27	131	3.9

**Single Game Highs**

Statistic	Value	
Points	9	at Charlotte 12/05/18, vs Louisville 01/20/19, vs Norfolk St. 12/30/18
Rebounds	11	vs Georgia Tech 02/10/19
Assists	3	vs Pittsburgh 02/28/19, vs NC State 01/31/19
Steals	3	at Virginia Tech 03/03/19, at Virginia 01/27/19
Blocks	3	vs Clemson 02/07/19
FG Made	3	at Charlotte 12/05/18, at Virginia 01/27/19, vs Louisville 01/20/19
FG Attempts	16	at Virginia 01/27/19
3FG Made	2	at Virginia 01/27/19, at Notre Dame 01/13/19, vs Col. of Charleston 11/08/19
3FG Attempts	10	at Virginia 01/27/19
FT Made	4	at North Carolina 01/17/19, vs Norfolk St. 12/30/18
FT Attempts	4	5 times



**2019-20 Wake Forest Women's Basketball  
Individual Career Summaries  
All games**

Page 3/7  
as of Feb 10, 2020

**HAHNE, Ellen**

				Field Goals		3-Point		F-Throws		Rebounds									Scoring	
SEASON	TEAM	GP-GS	MIN/AVG	FG-FGA	FG%	3FG-FGA	3FG%	FT-FTA	FT%	OFF	DEF	TOT	AVG	PF-FO	AST	TO	BLK	STL	PTS	AVG
2018-19	Wake	30-10	425/14.2	12-36	.333	1-4	.250	5-15	.333	10	37	47	1.6	29-0	21	47	1	15	30	1.0
2019-20	Wake	18-1	102/5.6	5-7	.714	0-0	.000	3-8	.375	1	5	6	0.3	9-0	5	10	0	2	13	0.7
TOTAL		48-11	526/11.0	17-43	.395	1-4	.250	8-23	.348	11	42	53	1.1	38-0	26	57	1	17	43	0.9

**Single Game Highs**

Statistic	Value	
Points	6	vs Richmond 11/11/18
Rebounds	8	at Virginia Tech 03/03/19
Assists	2	6 times
Steals	3	at Virginia Tech 03/03/19, vs Xavier 11/21/18
Blocks	1	vs South Carolina St. 12/19/18
FG Made	3	vs Richmond 11/11/18
FG Attempts	5	vs Xavier 11/21/18
3FG Made	1	vs Clemson 02/07/19
3FG Attempts	1	4 times
FT Made	2	vs Towson 11/06/18
FT Attempts	6	vs Towson 11/06/18

**HARRISON, Kaia**

				Field Goals		3-Point		F-Throws		Rebounds									Scoring	
SEASON	TEAM	GP-GS	MIN/AVG	FG-FGA	FG%	3FG-FGA	3FG%	FT-FTA	FT%	OFF	DEF	TOT	AVG	PF-FO	AST	TO	BLK	STL	PTS	AVG
2019-20	Wake	24-3	356/14.8	16-63	.254	2-10	.200	15-20	.750	7	25	32	1.3	41-1	33	29	0	10	49	2.0
TOTAL		24-3	356/14.8	16-63	.254	2-10	.200	15-20	.750	7	25	32	1.3	41-1	33	29	0	10	49	2.0

**Single Game Highs**

Statistic	Value	
Points	6	vs UNCW 11/05/19, vs Charlotte 11/15/19
Rebounds	4	4 times
Assists	4	vs Col. of Charleston 11/08/19, vs Dayton 12/20/19
Steals	4	vs Col. of Charleston 11/08/19
FG Made	3	vs Charlotte 11/15/19
FG Attempts	8	at Boston College 02/02/20
3FG Made	1	vs East Carolina 11/30/19, vs Clemson 01/09/20
3FG Attempts	2	at St. John's (NY) 11/22/19, vs Florida 12/21/19, at Miami (FL) 12/29/19
FT Made	4	vs UNCW 11/05/19
FT Attempts	4	vs UNCW 11/05/19, at St. John's (NY) 11/22/19, vs Campbell 12/16/19



**2019-20 Wake Forest Women's Basketball**  
**Individual Career Summaries**  
**All games**

Page 4/7  
as of Feb 10, 2020

**HOARD, Anaia**

				Field Goals		3-Point		F-Throws		Rebounds										Scoring	
SEASON	TEAM	GP-GS	MIN/AVG	FG-FGA	FG%	3FG-FGA	3FG%	FT-FTA	FT%	OFF	DEF	TOT	AVG	PF-FO	AST	TO	BLK	STL	PTS	AVG	
2019-20	Wake	14-0	136/9.7	11-43	.256	5-13	.385	5-8	.625	3	15	18	1.3	9-0	12	15	2	6	32	2.3	
TOTAL		14-0	136/9.7	11-43	.256	5-13	.385	5-8	.625	3	15	18	1.3	9-0	12	15	2	6	32	2.3	

**Single Game Highs**

Statistic	Value	
Points	7	vs Syracuse 01/26/20
Rebounds	5	vs UNCW 11/05/19
Assists	4	vs Col. of Charleston 11/08/19
Steals	2	at St. John's (NY) 11/22/19
Blocks	1	vs UNCW 11/05/19, at Pittsburgh 01/30/20
FG Made	2	at St. John's (NY) 11/22/19, at Georgia Tech 02/09/20, vs Syracuse 01/26/20
FG Attempts	6	vs Col. of Charleston 11/08/19, at St. John's (NY) 11/22/19
3FG Made	1	5 times
3FG Attempts	2	5 times
FT Made	2	vs UNCW 11/05/19, vs Syracuse 01/26/20
FT Attempts	4	vs UNCW 11/05/19

**MAIER, Mckenzie**

				Field Goals		3-Point		F-Throws		Rebounds									Scoring	
SEASON	TEAM	GP-GS	MIN/AVG	FG-FGA	FG%	3FG-FGA	3FG%	FT-FTA	FT%	OFF	DEF	TOT	AVG	PF-FO	AST	TO	BLK	STL	PTS	AVG
2019-20	Wake	7-0	19/2.7	1-4	.250	1-3	.333	0-0	.000	0	1	1	0.1	0-0	2	1	0	0	3	0.4
TOTAL		7-0	19/2.7	1-4	.250	1-3	.333	0-0	.000	0	1	1	0.1	0-0	2	1	0	0	3	0.4

**Single Game Highs**

Statistic	Value	
Points	3	vs Col. of Charleston 11/08/19
Rebounds	1	vs Campbell 12/16/19
Assists	2	vs Col. of Charleston 11/08/19
FG Made	1	vs Col. of Charleston 11/08/19
FG Attempts	2	vs Col. of Charleston 11/08/19, vs Campbell 12/16/19
3FG Made	1	vs Col. of Charleston 11/08/19
3FG Attempts	2	vs Col. of Charleston 11/08/19



**2019-20 Wake Forest Women's Basketball**  
**Individual Career Summaries**  
**All games**

Page 5/7  
as of Feb 10, 2020

**MORRA, Christina**

				Field Goals		3-Point		F-Throws		Rebounds									Scoring	
SEASON	TEAM	GP-GS	MIN/AVG	FG-FGA	FG%	3FG-FGA	3FG%	FT-FTA	FT%	OFF	DEF	TOT	AVG	PF-FO	AST	TO	BLK	STL	PTS	AVG
2018-19	Wake	21-0	218/10.4	29-57	.509	0-0	.000	15-24	.625	18	24	42	2.0	20-0	6	16	11	3	73	3.5
2019-20	Wake	24-12	505/21.0	75-144	.521	0-0	.000	49-68	.721	48	73	121	5.0	41-2	6	31	6	9	199	8.3
<b>TOTAL</b>		<b>45-12</b>	<b>723/16.1</b>	<b>104-201</b>	<b>.517</b>	<b>0-0</b>	<b>.000</b>	<b>64-92</b>	<b>.696</b>	<b>66</b>	<b>97</b>	<b>163</b>	<b>3.6</b>	<b>61-2</b>	<b>12</b>	<b>47</b>	<b>17</b>	<b>12</b>	<b>272</b>	<b>6.0</b>

**Single Game Highs**

Statistic	Value	
Points	18	vs Georgia Tech 01/05/20
Rebounds	13	at Louisville 01/12/20
Assists	2	vs Towson 11/06/18, vs Notre Dame 02/06/20, vs Virginia 01/16/20
Steals	2	at Miami (FL) 12/29/19, at NC State 01/19/20
Blocks	3	at Notre Dame 01/13/19
FG Made	6	5 times
FG Attempts	10	at Notre Dame 01/13/19, at Pittsburgh 01/30/20, vs Georgia Tech 01/05/20
FT Made	6	vs Georgia Tech 01/05/20
FT Attempts	7	vs Georgia Tech 01/05/20

**RACA, Ivana**

				Field Goals		3-Point		F-Throws		Rebounds									Scoring	
SEASON	TEAM	GP-GS	MIN/AVG	FG-FGA	FG%	3FG-FGA	3FG%	FT-FTA	FT%	OFF	DEF	TOT	AVG	PF-FO	AST	TO	BLK	STL	PTS	AVG
2017-18	Wake	31-0	462/14.9	46-107	.430	15-46	.326	36-50	.720	29	52	81	2.6	32-0	31	39	8	14	143	4.6
2018-19	Wake	30-30	1025/34.2	130-346	.376	32-116	.276	81-104	.779	52	139	191	6.4	45-0	57	109	16	37	373	12.4
2019-20	Wake	24-23	834/34.8	136-350	.389	29-95	.305	83-113	.735	58	108	166	6.9	41-0	38	55	8	27	384	16.0
<b>TOTAL</b>		<b>85-53</b>	<b>2321/27.3</b>	<b>312-803</b>	<b>.389</b>	<b>76-257</b>	<b>.296</b>	<b>200-267</b>	<b>.749</b>	<b>139</b>	<b>299</b>	<b>438</b>	<b>5.2</b>	<b>118-0</b>	<b>126</b>	<b>203</b>	<b>32</b>	<b>78</b>	<b>900</b>	<b>10.6</b>

**Single Game Highs**

Statistic	Value	
Points	27	vs Florida St. 01/23/20
Rebounds	12	vs Georgia Tech 01/05/20
Assists	5	vs Indiana 11/28/18, vs Boston College 01/10/19
Steals	6	vs Clemson 02/07/19
Blocks	3	at Syracuse 02/17/19, vs Norfolk St. 12/30/18
FG Made	10	vs Florida St. 01/23/20
FG Attempts	23	vs Florida St. 01/23/20
3FG Made	5	vs Dayton 12/20/19
3FG Attempts	7	4 times
FT Made	9	vs Richmond 11/11/18, vs Syracuse 01/26/20
FT Attempts	10	vs UMEs 12/08/18, vs Syracuse 01/26/20





**2019-20 Wake Forest Women's Basketball  
Individual Career Summaries  
All games**

Page 6/7  
as of Feb 10, 2020

**SCRUGGS, Alexandria**

				Field Goals		3-Point		F-Throws		Rebounds									Scoring	
SEASON	TEAM	GP-GS	MIN/AVG	FG-FGA	FG%	3FG-FGA	3FG%	FT-FTA	FT%	OFF	DEF	TOT	AVG	PF-FO	AST	TO	BLK	STL	PTS	AVG
2019-20	Wake	24-19	588/24.5	49-143	.343	17-65	.262	20-25	.800	30	68	98	4.1	53-0	26	43	2	18	135	5.6
<b>TOTAL</b>		<b>24-19</b>	<b>588/24.5</b>	<b>49-143</b>	<b>.343</b>	<b>17-65</b>	<b>.262</b>	<b>20-25</b>	<b>.800</b>	<b>30</b>	<b>68</b>	<b>98</b>	<b>4.1</b>	<b>53-0</b>	<b>26</b>	<b>43</b>	<b>2</b>	<b>18</b>	<b>135</b>	<b>5.6</b>

**Single Game Highs**

Statistic	Value	
Points	16	vs UNCW 11/05/19
Rebounds	8	vs Virginia 01/16/20
Assists	3	at Georgia Tech 02/09/20, vs East Carolina 11/30/19
Steals	3	at Pittsburgh 01/30/20
Blocks	1	vs Dayton 12/20/19, vs Florida 12/21/19
FG Made	6	vs Dayton 12/20/19
FG Attempts	11	vs Dayton 12/20/19
3FG Made	2	at Elon 11/25/19, vs Campbell 12/16/19, vs Dayton 12/20/19
3FG Attempts	5	4 times
FT Made	5	vs UNCW 11/05/19
FT Attempts	6	vs UNCW 11/05/19

**SHARP, Alex**

				Field Goals		3-Point		F-Throws		Rebounds									Scoring	
SEASON	TEAM	GP-GS	MIN/AVG	FG-FGA	FG%	3FG-FGA	3FG%	FT-FTA	FT%	OFF	DEF	TOT	AVG	PF-FO	AST	TO	BLK	STL	PTS	AVG
2016-17	Wake	32-25	1070/33.4	83-246	.337	29-84	.345	42-59	.712	91	151	242	7.6	64-1	74	96	22	20	237	7.4
2017-18	Wake	31-31	1030/33.2	136-323	.421	20-80	.250	34-50	.680	105	154	259	8.4	62-2	94	87	18	16	326	10.5
2018-19	Wake	15-15	528/35.2	72-189	.381	15-47	.319	32-42	.762	51	89	140	9.3	33-0	34	39	6	13	191	12.7
2019-20	Wake	24-23	802/33.4	113-259	.436	29-69	.420	49-61	.803	70	145	215	9.0	46-0	45	65	13	16	304	12.7
<b>TOTAL</b>		<b>102-94</b>	<b>3430/33.6</b>	<b>404-1017</b>	<b>.397</b>	<b>93-280</b>	<b>.332</b>	<b>157-212</b>	<b>.741</b>	<b>317</b>	<b>539</b>	<b>856</b>	<b>8.4</b>	<b>205-3</b>	<b>247</b>	<b>287</b>	<b>59</b>	<b>65</b>	<b>1058</b>	<b>10.4</b>

**Single Game Highs**

Statistic	Value	
Points	21	vs UNC Greensboro 11/10/19, vs Florida 12/21/19
Rebounds	15	vs Hofstra 11/26/17, vs East Carolina 11/30/19
Assists	8	at Richmond 11/15/17, vs Charlotte 12/18/17
Steals	3	vs Pittsburgh 02/28/19, vs St. John's (NY) 12/02/18, vs VCU 12/21/16
Blocks	4	vs Appalachian St. 12/07/17
FG Made	9	at Virginia Tech 03/03/19, vs Florida 12/21/19
FG Attempts	20	vs Virginia Tech 03/06/19
3FG Made	4	vs Syracuse 01/26/20, vs Clemson 01/09/20
3FG Attempts	7	at NC State 02/21/19
FT Made	8	vs Notre Dame 02/06/20
FT Attempts	8	vs Notre Dame 02/06/20



**2019-20 Wake Forest Women's Basketball  
Individual Career Summaries  
All games**

Page 7/7  
as of Feb 10, 2020

**SUMMIEL, Olivia**

				Field Goals		3-Point		F-Throws		Rebounds									Scoring	
SEASON	TEAM	GP-GS	MIN/AVG	FG-FGA	FG%	3FG-FGA	3FG%	FT-FTA	FT%	OFF	DEF	TOT	AVG	PF-FO	AST	TO	BLK	STL	PTS	AVG
2019-20	Wake	13-0	90/6.9	5-11	.455	1-3	.333	5-6	.833	4	20	24	1.8	15-1	1	7	5	1	16	1.2
<b>TOTAL</b>		<b>13-0</b>	<b>90/6.9</b>	<b>5-11</b>	<b>.455</b>	<b>1-3</b>	<b>.333</b>	<b>5-6</b>	<b>.833</b>	<b>4</b>	<b>20</b>	<b>24</b>	<b>1.8</b>	<b>15-1</b>	<b>1</b>	<b>7</b>	<b>5</b>	<b>1</b>	<b>16</b>	<b>1.2</b>

**Single Game Highs**

Statistic	Value	
Points	8	vs Col. of Charleston 11/08/19
Rebounds	5	vs Col. of Charleston 11/08/19, at Boston College 02/02/20
Assists	1	vs Notre Dame 02/06/20
Steals	1	at Georgia Tech 02/09/20
Blocks	1	5 times
FG Made	2	vs Col. of Charleston 11/08/19
FG Attempts	2	vs Col. of Charleston 11/08/19, vs Charlotte 11/15/19, at Boston College 02/02/20
3FG Made	1	vs Charlotte 11/15/19
3FG Attempts	2	vs Charlotte 11/15/19
FT Made	4	vs Col. of Charleston 11/08/19
FT Attempts	4	vs Col. of Charleston 11/08/19

**UDOH, Ona**

				Field Goals		3-Point		F-Throws		Rebounds									Scoring	
SEASON	TEAM	GP-GS	MIN/AVG	FG-FGA	FG%	3FG-FGA	3FG%	FT-FTA	FT%	OFF	DEF	TOT	AVG	PF-FO	AST	TO	BLK	STL	PTS	AVG
2016-17	Wake	30-0	242/8.1	15-27	.556	0-1	.000	8-18	.444	26	42	68	2.3	35-1	1	25	14	5	38	1.3
2017-18	Wake	31-24	471/15.2	50-92	.543	0-0	.000	23-39	.590	70	75	145	4.7	61-0	4	25	36	15	123	4.0
2018-19	Wake	27-23	654/24.2	101-172	.587	0-0	.000	24-39	.615	83	120	203	7.5	60-0	18	58	41	10	226	8.4
2019-20	Wake	19-11	287/15.1	57-89	.640	0-0	.000	10-18	.556	30	51	81	4.3	36-1	8	17	18	12	124	6.5
<b>TOTAL</b>		<b>107-58</b>	<b>1654/15.5</b>	<b>223-380</b>	<b>.587</b>	<b>0-1</b>	<b>.000</b>	<b>65-114</b>	<b>.570</b>	<b>209</b>	<b>288</b>	<b>497</b>	<b>4.6</b>	<b>192-2</b>	<b>31</b>	<b>125</b>	<b>109</b>	<b>42</b>	<b>511</b>	<b>4.8</b>

**Single Game Highs**

Statistic	Value	
Points	23	vs Col. of Charleston 11/08/19
Rebounds	15	vs Elon 12/02/17
Assists	3	vs East Carolina 11/30/19
Steals	3	at VCU 11/18/18, vs Florida St. 01/18/18
Blocks	5	vs Elon 12/02/17
FG Made	10	vs Col. of Charleston 11/08/19
FG Attempts	13	vs Col. of Charleston 11/08/19
3FG Attempts	1	at Florida St. 02/09/17
FT Made	6	vs James Madison 12/17/18
FT Attempts	9	vs James Madison 12/17/18