



VIRGINIA

VIRGINIA ATHLETICS MEDIA RELATIONS
 295 Massie Road, Room 154
 Charlottesville, VA 22904
Men's Basketball Contact: Erich Bacher
OFFICE: (434) 982-5530 • **CELL:** (720) 318-5538
E-mail: bacher@virginia.edu
ON THE WEB: VirginiaSports.com
ON TWITTER: @UVMensHoops, @ErichJBacher

23 NCAA TOURNAMENT APPEARANCES • 2019 NCAA CHAMPIONS • 3 NCAA FINAL FOUR BERTHS • 11 ALL-AMERICANS • 26 ALL-ACC FIRST TEAM SELECTIONS

GAME INFORMATION

Date / Time: Wednesday, Feb. 5, 2020 / 7 p.m. ET
Site: Charlottesville, Va. / John Paul Jones Arena (14,623)
TV: RSN; **Online:** WatchESPN.com & ESPN App
 Tim Brando & Mike Gminski
Radio: Virginia Sports Radio Network
 Dave Koehn & Jimmy Miller
Satellite Radio: Sirius (N/A), XM (372), Internet (372)
Live Stats/Twitter: VirginiaSports.com/@UVMensHoops
Virginia vs. Clemson: 77-52
Charlottesville: 44-16 (6-1 John Paul Jones Arena)
Clemson: 25-35 (19-24 Littlejohn Coliseum)
Neutral: 7-1
First Meeting: Jan. 4, 1936 (L, 45-34 in Charlottesville)
Last Meeting: Jan. 12, 2019 (W, 63-43 in Clemson)
Winning Streak: Virginia, 9 games

2019-20 SCHEDULE/RESULTS - 14-6, 6-4 ACC

Date	Opponent	TV	Time/Result
Nov. 6	[11] at Syracuse [RV]*	ACCN	W, 48-34
Nov. 10	[9] JMU	ESPNU	W, 65-34
Nov. 16	[9] COLUMBIA ^	ACCN	W, 60-42
Nov. 19	[7] VERMONT ^	RSN	W, 61-55
Nov. 23	[7] vs. UMass ^	ESPN	W, 58-46
Nov. 24	[7] vs. Arizona State ^	ESPN	W, 48-45
Nov. 27	[7] MAINE	ACCN	W, 46-26
Dec. 4	[5] at Purdue % [RV]	ESPN2	L, 69-40
Dec. 8	[5] NO. CAROLINA * [7]	ACCN	W, 56-47
Dec. 18	[9] STONY BROOK	ACCN	W, 56-44
Dec. 22	[9] SOUTH CAROLINA	ABC	L, 70-59
Dec. 29	[16] NAVY	ESPN2	W, 65-56
Jan. 4	[19] VA. TECH * [RV]	RSN	W, 65-39
Jan. 7	[18] at Boston College *	ACCN	L, 60-53
Jan. 11	[18] SYRACUSE *	ESPN	L, 63-55 OT
Jan. 15	[RV] at Florida State * [9]	ESPN2	L, 54-50
Jan. 18	[RV] at Georgia Tech *	ACCN	W, 63-58
Jan. 20	[RV] NC STATE *	ESPN	L, 53-51
Jan. 26	[RV] at Wake Forest *	ACCN	W, 65-63 OT
Jan. 28	FLORIDA STATE * [5]	ESPN	W, 61-56
Feb. 5	[RV] CLEMSON *	RSN	7 p.m.
Feb. 8	[RV] at Louisville * [5]	ESPN	4 p.m.
Feb. 11	NOTRE DAME *	ESPN/2/U	9 p.m.
Feb. 15	at North Carolina *	ESPN	8 p.m.
Feb. 19	BOSTON COLLEGE *	ACCN	8 p.m.
Feb. 22	at Pitt *	ESPN/2	Noon
Feb. 26	at Virginia Tech *	ESPN/2/U/ACCN	7 p.m.
Feb. 29	DUKE *	ESPN/2	4/6/8 p.m.
Mar. 4	at Miami *	ACCN	9 p.m.
Mar. 7	LOUISVILLE *	ESPN/2	4 p.m.
Mar. 10-14	at ACC Tournament	TBA	TBA

HOME GAMES IN BOLD CAPS

^ - Air Force Reserve Tip-Off Tournament

% - BIG/ACC Challenge • * - ACC game • All Times Eastern

PRONUNCIATION GUIDE

Kihei Clark.....Key-Hei
 Mamadi Diakite.....Mama-DEE Dee-ah-KEE-tay
 Francisco Caffaro.....Cuh-FAR-oh
 Sam Hauser.....How-Zer
 Casey Morsell.....More-SELL
 Tomas Woldetensae.....Thomas Wohl-duh-TEN-sigh



[RV/RV] VIRGINIA CAVALIERS (14-6, 6-4 ACC)

Head Coach: Tony Bennett (Green Bay, 1992)

Record at UVA: 268-95 (11th season), Career Record: 337-128 (14th season)

VS.

CLEMSON TIGERS (11-10, 5-6 ACC)

Head Coach: Brad Brownell (DePauw, 1991)

Record at Clemson: 180-137 (10th season); Career Record: 347-222 (18th season)

FOR OPENERS

- Virginia meets Clemson for the lone time in 2019-20.
- The Cavaliers (6-4) are fourth in the ACC, while Clemson (5-6) is tied for sixth.
- Virginia has a nine-game winning streak against Clemson.
- Kihei Clark ranks third in the ACC and is 21st nationally in free throw percentage (88.7%).

ALL-TIME AGAINST CLEMSON

- Virginia is 77-52 all-time vs. Clemson, including a 44-16 home mark, in a series that dates back to 1935-36.
- UVA defeated the Tigers 63-43 in the lone meeting last season.
- UVA has a nine-game winning streak in the series, limiting the Tigers to 43 or fewer points in four of the wins.
- The Cavaliers have a nine-game winning streak against the Tigers in Charlottesville, including a 61-36 win in the last meeting at JPJ.
- The Cavaliers are 11-2 in their last 13 meetings against the Tigers.
- Head coach Tony Bennett is 11-3 all-time vs. Clemson.

LAST TIME VS. THE TIGERS

- Kyle Guy scored 13 points to lead then-No. 4 Virginia to a 63-43 win at Clemson on Jan. 12, 2019.
- DeAndre Hunter added 12 points and reserve Jay Huff chipped in 11 points and seven rebounds in the second half.
- UVA held Clemson to two points in the first 10:57 of the game.
- UVA went 10 of 23 from 3-point range, while Clemson was 3 of 19.
- The Cavaliers out-rebounded the Tigers 46-36, led by Braxton Key and Jack Salt with eight rebounds apiece.
- UVA held Clemson to 25.9 percent shooting as the Tigers were just 14 of 54 from the field.

HOLDING FOES UNDER 50

- UVA is 9-0 when limiting opponents to fewer than 50 points.
- UVA is 96-2 when achieving the mark in the Tony Bennett era.
- Bennett-coached teams are 121-3 when holding opponents to fewer than 50 points (25-1 in three years at Washington State).
- UVA is 4-0 when limiting opponents to fewer than 40 points (27-0 all-time under Bennett).
- UVA has three wins when scoring fewer than 50 points for the first time since 1981-82 (Maryland and NC State twice).

CLARK, DIAKITE, HUFF AND KEY AMONG ACC LEADERS

- Kihei Clark ranks second in the ACC in minutes (37.0), third in free throw percentage (88.7%), fourth in assists (5.9) and 11th in assist-to-turnover ratio (1.7).
- Braxton Key ranks eighth in steals (1.65) and 11th in rebounding (7.35).
- Mamadi Diakite ranks eighth in blocked shots (1.25) and 16th in scoring (13.5), free throw percentage (74.4) and rebounding (6.9).
- Jay Huff ranks sixth in blocked shots (1.55).

LAST TIME OUT

- Mamadi Diakite scored 19 points and Kihei Clark added 15 as Virginia upset No. 5 Florida State 61-56 on Jan. 28 at JPJ.
- Braxton Key added 13 points and nine rebounds as Virginia (14-6, 6-4 ACC) improved to 2-1 against ranked foes this season.
- Florida State started the game on an 8-0 run and led 28-27 at halftime.
- Virginia limited the Seminoles to 38.9 percent field goal shooting and owned a 24-20 advantage on points in the paint.
- Virginia converted a season-high 20 free throws in the win.

UVA IN THE NATIONAL RANKINGS

- As of Feb. 3, Virginia ranks first in the nation in scoring defense (50.7) and field goal percentage defense (35.8), third in fewest fouls (268), fourth in personal fouls per game (13.4) and 24th in 3-point field goal percentage defense (29.4).

THERE'S NO PLACE LIKE HOME

- Virginia is 190-45 (.809), including a 9-3 mark in 2019-20, in 14 seasons at John Paul Jones Arena.
- South Carolina ended UVA's 22-game home nonconference winning streak, while Syracuse ended the Cavaliers' six-game home ACC winning streak.
- UVA was 15-1 at JPJ last season and is 151-29 (.839), including a 117-14 (.893) mark the past eight seasons, at home under head coach Tony Bennett.
- Virginia is an ACC-leading 60-8 (.882) in league home games over the past seven seasons. Duke is second at 59-9 (.868).
- UVA has won 11 or more home games for 10 straight seasons.

VIRGINIA'S STARTING LINEUP VS. FLORIDA STATE (1/28/20)

Pos.	No.	Player (Hometown)	Yr.	Ht.	Wt.	PPG	RPG	NOTES
G	0	Kihei Clark (Woodland Hills, Calif.)	So.	5-9	163	10.3	5.9(a)	88.7% FTs; 2 double-doubles; 15p, 4r, 4a vs. Florida State
G	2	Braxton Key (Charlotte, N.C.)	Sr.	6-8	230	10.0	7.3	UVA's top rebounder; 977 career points at Alabama/Virginia
G	13	Casey Morsell (Fort Washington, Md.)	Fr.	6-3	195	4.4	2.0	19 pts vs. ASU; 10 pts vs. Navy; 9 pts, 5 rebs vs. NC State
F	25	Mamadi Diakite (Conakry, Guinea)	R-Sr.	6-9	224	13.2	6.8	UVA's top scorer in 10 games; 19 pts and 9 rebs vs. FSU
G	53	Tomas Woldetensae (Bologna, Italy)	Jr.	6-5	196	5.5	2.3	Started 12 games; 29-59 3FGs (49.2%) last 12 games
OFF THE BENCH								
F	30	Jay Huff (Durham, N.C.)	R-Jr.	7-1	243	8.4	6.0	10+ points in 9 games; Career-high 17 points & 6 blocks at GT
G	23	Kody Statmann (Bentley Park, Qld.)	So.	6-7	200	4.6	3.1	11 points at BC; Missed past 2 games with a concussion
C	22	Francisco Caffaro (Sante Fe, Argentina)	R-Fr.	7-0	244	1.8	1.6	Started 2 games; 10 pts & 7 rebs vs. UNC; 6 pts vs. NC State
G	12	Chase Coleman (Norfolk, Va.)	Fr.	5-9	154	0.8	0.5	Walk-on has played 15 games; Has scored in five games
F	4	Justin McKoy (Cary, N.C.)	Fr.	6-8	221	1.0	1.1	Played 14 games; 6 pts, 5 rebs in 17 minutes vs. UNC

VIRGINIA HEAD COACH TONY BENNETT

- Three-time National and four-time ACC Coach of the Year Tony Bennett has a 268-95 (.738) mark in 11 seasons at Virginia and 337-128 (.725) career mark in 14 seasons.
- In 2018-19, Bennett led the Cavaliers to their first NCAA national championship, a share of their ninth ACC regular-season title and school-record 35 wins.
- Bennett became the 80th active Division I head coach to win his 300th career game against Marshall on Dec. 31, 2018.
- Bennett was named the USBWA Henry Iba National Coach of the Year for the third time in 2018 to rank second all-time behind legendary John Wooden, who captured the award six times.
- He has led UVA to outright ACC regular-season and tournament championships in the same season two times (2014 and 2018).
- Bennett has guided UVA to six straight NCAA Tournament appearances for the first time in school history and has led UVA to 29 or more wins for the fifth time in the past six seasons.
- Bennett is the sixth coach in ACC history to win at least three outright ACC regular-season titles (Frank McGuire, Vic Bubas, Dean Smith, Mike Krzyzewski and Roy Williams).
- Bennett has led UVA to a school-best 16 or more ACC wins in four of the last six seasons and a school-record seven straight seasons with 11 or more ACC wins.
- He has led UVA to a school-best eight straight 20-win seasons.
- Bennett guided UVA to a school-record 89 wins over three seasons two times (2014-16 and 2017-19).
- Bennett has led UVA to seven consecutive postseason tournaments (NCAA in 2012, 2014, 2015, 2016, 2017 and 2018 and NIT in 2013).
- Bennett led the Cavaliers to 30 wins in back-to-back seasons two times (2014-2015 and 2018-19).
- UVA is 141-38 (.788) in non-conference action (79-7 at JPI), 127-57 (.690) in ACC play and 152-29 (.840) at home under Tony Bennett.
- Bennett ranks fifth all-time in winning percentage at .690, among ACC head coaches with 100 or more ACC regular-season wins.

OUR DEFENSE NEVER RESTS

- UVA has limited nine opponents to fewer than 50 points and four foes to fewer than 40 points.
- UVA held Virginia Tech to 39 points, marking its largest home win against the Hokies since a 48-point win on Feb. 18, 1955.
- The Cavaliers held Maine to 26 points, matching the fewest Virginia has allowed in the shot clock era (since 1985-86).
- UVA held both Syracuse and JMU to 34 points, marking the first time UVA has limited its first two opponents to fewer than 40 points in the shot clock era and since 1943-44.
- Syracuse's 34 points in the season-opener on Nov. 6, marked UVA's fewest points allowed to an ACC foe since holding Wake Forest to 34 on Feb. 25, 2015.
- The 34 points by Syracuse and JMU are tied for the fifth fewest for UVA in the shot clock era.
- UVA limited Maine to 18.6 percent shooting, second lowest for a Cavalier opponent.
- UVA limited JMU to 22.6 percent shooting, tied for fifth lowest for a Cavalier opponent.
- The Cavaliers have limited five opponents (Syracuse, JMU, Columbia, Maine and Virginia Tech) to fewer than 50 points, 29 percent or less field goal shooting and 29 percent or less 3-point shooting.
- UVA has held 16 opponents below 41 percent from the field.
- The Cavaliers have forced 16 shot clock violations in 2019-20.
- UVA has outrebounded 16 opponents.
- Bennett-coached teams have led the nation in scoring defense six times and finished in the top-five nationally in 10 of 13 seasons.

ON THE ROAD

- Virginia is 3-3 in true road games in 2019-20, defeating Syracuse (48-34), Georgia Tech (63-58) and Wake Forest (65-63 OT).
- UVA went 8-1 in ACC road action last season and 10-1 overall.

UVA UNRANKED IN AP POLL FOR THIRD STRAIGHT WEEK

- UVA is unranked in the Associated Press and USA Today Coaches' polls for the third straight week on Jan. 27.
- UVA was unranked in the Jan. 13 AP poll for the first time since Nov. 20, 2017, ending its streak at 46 straight weeks in the national polls.

NATIONAL DEFENSIVE PPG RANKINGS UNDER BENNETT

Year	School	Pts/Gm	Rank
2006-07	Washington State	59.5	17th
2007-08	Washington State	56.4	3rd
2008-09	Washington State	55.4	1st
2009-10	Virginia	63.6	54th
2010-11	Virginia	62.4	36th
2011-12	Virginia	54.2	2nd
2012-13	Virginia	55.6	5th
2013-14	Virginia	55.7	1st
2014-15	Virginia	51.5	1st
2015-16	Virginia	60.1	2nd
2016-17	Virginia	56.4	1st
2017-18	Virginia	54.0	1st
2018-19	Virginia	56.1	1st
2019-20	Virginia	50.7	1st

HOW ARE THESE CAVALIERS?

- The quartet of Mamadi Diakite, Kihei Clark, Braxton Key and Jay Huff lead Virginia into action this season.
- Diakite leads UVA in scoring (13.5 ppg) and is second in rebounding (6.9), while Clark is averaging 10.3 points, 4.5 rebounds and a team-high 5.9 assists.
- Diakite needs 11 rebounds to reach 500 career rebounds.
- Key is averaging 10.2 points and a team-high 7.4 rebounds.
- Key needs 23 points to reach 1,000 career points (589 at Alabama and 388 at Virginia).
- Huff has tallied 8.4 points and 6.0 rebounds and a team-high 31 blocks. Huff recorded career highs in points (17) and blocks (6) at Georgia Tech.
- Tomas Woldetensae, Casey Morsell and Kody Statmann have replaced Ty Jerome, Kyle Guy and De'Andre Hunter on the perimeter.
- Woldetensae has started the past four games and has made 29 3-pointers, including seven at Wake Forest en route to a career-high 21 points.
- Morsell scored a career-high 19 points against Arizona State en route to all-tournament honors at the Air Force Reserve Tip-Off Tournament.
- Statmann is averaging 4.6 points, including career highs in points (11) at Boston College and rebounds (8) against Virginia Tech.
- Francisco Caffaro contributed 10 points and seven rebounds against North Carolina, and six points vs. NC State.
- Justin McKoy chipped in six points on 3 of 3 shooting off the bench at Purdue and four points and five rebounds vs. North Carolina.
- Walk-on Chase Coleman has averaged 5.5 minutes backing up point guard Kihei Clark, while Jayden Nixon has played in five games.
- Forward Kadin Shedrick is redshirting this season, while Sam Hauser will sit out the season after transferring from Marquette.

WATCH ME NOW

- Mamadi Diakite was named to the Oscar Robertson Trophy Player of the Year watch list from the U.S. Basketball Writers Association.
- Kihei Clark (Bob Cousy Award) and Diakite (Karl Malone Award) were named to Naismith Memorial Basketball Hall of Fame pre-season award top-20 watch lists.
- The Cousy Award honors the nation's top point guard, while the Malone Award honors the top power forward.
- Diakite was also one of 50 players named to the Naismith Trophy Player of the Year watch list and one of 20 players named to the NABC Division I Player of the Year preseason watch list.
- Diakite was also named to the Wooden Award Preseason Top 50 List.

UVA VS. THE COMMONWEALTH OF VIRGINIA

- UVA is 70-15 against teams from Virginia since 1999-00.
- UVA has won 23 of its last 26 games against teams from Virginia, including a pair of wins (JMU and Virginia Tech) this season.



HEAD COACH

TONY BENNETT

11TH SEASON

PERSONAL

Birthdate: June 1, 1969

Birthplace: Clintonville, Wis.

Family: wife, Laurel; daughter, Anna; son, Eli

EDUCATION

College: Green Bay, 1992

COACHING EXPERIENCE

1999-00	Wisconsin (staff volunteer)
2000-01	Wisconsin (assistant coach)
2003-04	Washington State (assistant coach)
2004-06	Washington State (associate head coach)
2006-09	Washington State (head coach)
2009-	Virginia (head coach)

THE BENNETT RECORD

Year	School	Record (Conf)	Postseason
2006-07	Washington St.	26-8 (13-5)	NCAA 2nd Round
2007-08	Washington St.	26-9 (11-7)	NCAA Sweet 16
2008-09	Washington St.	17-16 (8-10)	NIT 1st Round
2009-10	Virginia	15-16 (5-11)	
2010-11	Virginia	16-15 (7-9)	
2011-12	Virginia	22-10 (9-7)	NCAA 2nd Round
2012-13	Virginia	23-12 (11-7)	NIT Quarterfinals
2013-14	Virginia	30-7 (16-2)	NCAA Sweet 16
2014-15	Virginia	30-4 (16-2)	NCAA Third Round
2015-16	Virginia	29-8 (13-5)	NCAA Elite Eight
2016-17	Virginia	23-11 (11-7)	NCAA 2nd Round
2017-18	Virginia	31-3 (17-1)	NCAA 1st Round
2018-19	Virginia	35-3 (16-2)	NCAA Champions
2019-20	Virginia	14-6 (6-4)	
Total	14 seasons	337-128	
Virginia	11 seasons	268-95	

BENNETT VS. 2019-20 OPPONENTS

Opponent	Career	Virginia
Arizona State	7-0	1-0
Boston College	9-4	9-4
Clemson	11-3	11-3
Columbia	1-0	1-0
Duke	3-11	3-11
Florida State	9-9	9-9
Georgia Tech	13-2	13-2
JMU	3-0	3-0
Louisville	10-1	10-1
Maine	1-0	1-0
UMass	0-0	0-0
Miami	8-6	8-6
Navy	2-0	2-0
North Carolina	10-8	10-7
NC State	13-3	13-3
Notre Dame	9-1	8-1
Pitt	8-2	8-1
Purdue	1-1	1-1
St. John's	2-0	2-0
South Carolina	1-1	1-1
Stony Brook	1-0	1-0
Syracuse	7-3	7-3
Vermont	1-0	1-0
Virginia Tech	15-6	15-6
Wake Forest	9-4	9-4

NATIONAL RANKINGS

ASSOCIATED PRESS (Monday, Feb. 3)

1	Baylor (49)	19-1	1608
2	Gonzaga (15)	23-1	1567
3	Kansas (1)	18-3	1472
4	San Diego State	23-0	1447
5	Louisville	19-3	1352
6	Dayton	20-2	1271
7	Duke	18-3	1242
8	Florida State	18-3	1188
9	Maryland	17-4	999
10	Villanova	17-4	959
11	Auburn	19-2	926
12	Seton Hall	16-5	900
13	West Virginia	17-4	827
14	Oregon	18-5	758
15	Kentucky	16-5	660
16	Michigan State	16-6	624
17	Iowa	16-6	604
18	LSU	17-4	572
19	Butler	17-5	437
20	Illinois	16-6	373
21	Creighton	17-5	372
22	Penn State	16-5	356
23	Arizona	15-6	164
24	Colorado	17-5	134
25	Houston	17-5	85

Others receiving votes: Texas Tech 66, Marquette 31, Ohio State 19, Tulsa 19, Rhode Island 18, Northern Iowa 17, Wichita State 17, BYU 14, Rutgers 12, Stanford 7, Stephen F. Austin 3, Winthrop 1, Yale 1, Michigan 1, Bowling Green 1, **Virginia 1**

USA TODAY COACHES (Monday, Feb. 3)

1	Baylor (20)	19-1	787
2	Gonzaga (12)	23-1	772
3	Kansas	18-3	718
4	San Diego State	23-0	710
5	Louisville	19-3	670
6	Dayton	20-2	637
7	Duke	18-3	615
8	Florida State	18-3	534
9	Maryland	17-4	509
10	Auburn	19-2	455
11	West Virginia	17-4	439
12	Villanova	17-4	411
13	Seton Hall	16-5	405
14	Michigan State	16-6	340
15	Oregon	18-5	337
16	Kentucky	16-5	322
17	Iowa	16-6	310
18	LSU	17-4	245
19	Butler	17-5	205
20	Penn State	16-5	201
21	Illinois	16-6	176
22	Creighton	17-5	158
23	Arizona	15-6	125
24	Colorado	17-5	92
25	Houston	17-5	61

Others receiving votes: Texas Tech 31, Rutgers 21, Ohio State 20, Wichita State 20, Marquette 18, Tulsa 12, Yale 10, Rhode Island 8, Saint Mary's 8, Northern Iowa 4, Stanford 4, **Virginia 3**, Wisconsin 3, Indiana 2, BYU 2

2019-20 Opponents in Bold

RECORDS WATCH

- Mamadi Diakite ranks third on UVA's career blocks list with 143.
- Diakite leads all active ACC players in career blocked shots.
- Diakite needs six blocks to pass Chris Alexander (148 blocks from 1993-96) for second on the list.
- Ralph Sampson is UVA's career blocked shots leader with 462.
- Diakite's 63 blocked shots in 2018-19 rank sixth on UVA's single-season list.

VIRGINIA PICKED FOURTH IN THE ACC

- Virginia was picked to finish fourth in the ACC preseason poll.
- The Cavaliers have finished at or higher than their predicted finish in 10 of the last 11 seasons.
- Duke is the preseason favorite, followed by North Carolina, Louisville, Virginia, Florida State, NC State, Notre Dame, Syracuse, Miami, Pitt, Clemson, Georgia Tech, Boston College, Virginia Tech and Wake Forest.

ABOUT THE 2019-20 SCHEDULE

- Three of Virginia's opponents are ranked in the latest AP Top-25 poll (Louisville, Duke and Florida State).
- The Cavaliers will play 13 games against 2019 NCAA Tournament teams: home games against Duke, Florida State, Louisville, North Carolina, Syracuse, Vermont and Virginia Tech; road contests at FSU, Louisville, North Carolina, Purdue, Syracuse and Virginia Tech.
- UVA defeated First Four NCAA Tournament team Arizona State in the Air Force Reserve Tip-Off Tournament championship on Nov. 24.
- Two opponents (Clemson and NC State) participated in the 2019 National Invitation Tournament.

UVA VS. RANKED OPPONENTS

- UVA is 2-1 against ranked opponents in 2019-20 (all top-10 foes).
- UVA is 44-35 against ranked opponents in the Tony Bennett era.
- Virginia's 61-56 win over No. 5 Florida State marked its first top-five win since a 65-63 win at then-No. 4 Duke on Jan. 27, 2018
- The top-5 win was also UVA's first as an unranked team since a 73-68 win over then-No. 3 Duke on Feb. 28, 2013.
- The Cavaliers posted a 56-47 win over then-No. 7 North Carolina Dec. 8 at John Paul Jones Arena.
- UVA dropped a 54-50 decision at then-No. 9 Florida State Jan. 15.
- UVA's 11 ranked wins in 2018-19 marked a school record.
- The Cavaliers posted an ACC-record five ranked wins on the road in 2018-19, which tied UConn (1998-99) for the most all-time in poll history since 1948-49.
- The Cavaliers are 158-330 vs. ranked opponents since 1953-54.
- UVA is 1-30 all-time vs. No. 1-ranked opponents (86-73 win vs. No. 1 North Carolina on Jan. 30, 1986).

MORE THAN MANAGERS

- Virginia men's basketball managers and Charlottesville natives Grant Kersey and Matt Palumbo saw two minutes of action vs. JMU.
- Palumbo made his collegiate debut, while Kersey saw action in 10 games in a similar role last season.
- Coach Tony Bennett calls his team managers the "ultimate servants" of the Virginia men's basketball program.

DIAKITE EARNS PRESEASON ALL-ACC HONORS

- Mamadi Diakite was named the preseason All-ACC first team.
- Diakite was joined on the All-ACC first team by preseason ACC Player of the Year Jordan Nwora (Louisville), Tre Jones (Duke), Cole Anthony (North Carolina) and John Mooney (Notre Dame).

2018-19 IN REVIEW

- Virginia claimed its first NCAA National Championship.
- The Cavaliers had a school-record 35 wins.
- UVA captured a share of its ninth ACC regular-season title.
- The Cavaliers earned their fifth No. 1 seed for the ACC Tournament.
- The Cavaliers advanced to their third NCAA Final Four (1981, 1984, 2019), seventh Elite Eight (first since 2016) and 10th Sweet 16.
- Virginia has 29 or more wins in five of the last six seasons.
- UVA won 25 or more games for the ninth time (five under Bennett).
- UVA won 16 or more ACC games for the fourth time.
- UVA won 11 or more ACC games for the seventh straight season.
- UVA captured an ACC-record five ranked road wins, tied for most all-time with UConn (1998-99).
- UVA set a school record with 11 wins vs. ranked opponents.

THE ELECTRIC 70s AND AWESOME 80s

- Virginia scored 70 or more points in 21 games (19-2) last season and is 125-8 when scoring at least 70 points under Tony Bennett.
- UVA scored 80 or more points in nine games (9-0) and is 35-1 when scoring 80 or more points under Bennett with its lone loss a 93-81 decision at North Carolina in 2012-13.
- Bennett was 4-0 when scoring 80+ points at Washington State.
- UVA scored 100 points against Marshall for the first time under Tony Bennett and added 97 points against Coppin State.
- UVA is 4-0 all-time when scoring 90 or more points under Bennett.

CAVALIERS IN THE NBA

- Malcolm Brogdon (Indiana), Joe Harris (Brooklyn), DeAndre Hunter (Atlanta), Ty Jerome (Phoenix), Mike Scott (Philadelphia), Devon Hall (Oklahoma City) and Kyle Guy (Sacramento) are former Cavaliers who played or are playing in the NBA this season.
- In addition, Dallas head coach Rick Carlisle is a Virginia alum who helped the Cavaliers to their last NCAA Final Four in 1984.

ABDUR-RAHIM, BEEKMAN AND MCCORKLE SIGN NLIs

- Guards Jabri Abdur-Rahim (Short Hills, N.J.), Reece Beekman (Baton Rouge, La.) and Carson McCorkle (Greensboro, N.C./Greensboro Day School) signed NLIs with UVA Nov. 14.
- The 6-7, 205-pound Abdur-Rahim averaged 16.7 points and 8.7 rebounds during his junior season at Blair Academy in 2018-19.
- Beekman, a 6-2, 165-pound point guard, averaged 21.9 points, 10.2 rebounds and 10.2 assists as a junior for Scotlandville in 2018-19. He was named first-team all-state.
- The 6-3, 173-pound McCorkle tallied 15.9 points per game en route to AP and NCISAA 4A All-State honors at Greensboro Day School.

ON THE HORIZON

- Virginia travels to No. 5 Louisville Saturday, Feb. 8. Tipoff at KFC Yum! Center is set for 4 p.m. on ESPN.

2019-20 UNIVERSITY OF VIRGINIA CAVALIERS

No.	Name	Pos.	Ht.	Wt.	Yr.
0	Kihei Clark *	So.	G	5-9	163
2	Braxton Key *	Sr.	G	6-8	230
4	Justin McKoy	Fr.	F	6-8	221
5	Jayden Nixon *	So.	G	6-3	192
10	Sam Hauser %	Sr.	F	6-8	225
12	Chase Coleman	Fr.	G	5-9	154
13	Casey Morsell	Fr.	G	6-3	195
21	Kadin Shedrick	Fr.	F	6-11	214
22	Francisco Caffaro	R-Fr.	C	7-0	244
23	Kody Statmann *	So.	G	6-7	200
24	Austin Katstra **	Jr.	F	6-6	227
25	Mamadi Diakite ***	R-Sr.	F	6-9	224
30	Jay Huff **	R-Jr.	F	7-1	243
53	Tomas Woldentensae	Jr.	G	6-5	196

* - denotes letters earned; % - will sit of 2019-20 season due to NCAA transfer rules

Head Coach: Tony Bennett (Green Bay '92/11th season); **Associate Head Coach:** Jason Williford (Virginia '95/11th season)

Assistant Coaches: Brad Soderberg (UW-Stevens Point '85/5th season), Orlando Vandross (AIC '92/5th season)

Director of Recruiting/Player Development: Kyle Getter (Hanover College '01/2nd season)

Director of Scouting/Recruiting: Larry Mangino (Montclair State '83/4th season)

Director of Player Development/Coaching Staff Consultant: Kirk Penney (Wisconsin '15/1st season)

Director of Player Personnel: Johnny Carpenter (Virginia '13/5th season)

Associate AD for Men's Basketball: Ronnie Wideman (Washington State '06/11th season)

Strength and Conditioning Coach: Mike Curtis (Virginia '98/10th season)

Athletic Trainer: Ethan Saliba (Kansas '79/36th season)

Hometown/High School [Previous College]

Woodland Hills, Calif./Taft Charter
Charlotte, N.C./Oak Hill Academy/Alabama
Cary, N.C./Panther Creek
Charlottesville, Va./Choate Rosemary Hall (Conn.)
Stevens Point, Wis./SPASH/Marquette
Norfolk, Va./Maury
Fort Washington, Md./St. John's College
Raleigh, N.C./Holly Springs
El Trebo, Sante Fe, Argentina/NBA Global Academy
Bentley Park, Queensland, Australia/St. Augustine's College
Charlottesville, Va./Albemarle
Conakry, Guinea, Africa/Blue Ridge School (Va.)
Durham, N.C./Voyager Academy
Bologna, Italy/Indian Hills Community College (Iowa)

MEDIA INFORMATION

VIRGINIA MEDIA RELATIONS OFFICE

The UVA athletics media relations office is located in John Paul Jones Arena. Regular business hours are 9 a.m. to 5 p.m., Monday through Friday.

PRESS CREDENTIALS

Media members interested in obtaining season or game credentials should apply online at www.sportssystems.com/virginia-hoops. Credential requests should be submitted no later than seven (7) days prior to the game. Credentials that can't be mailed will be held for pickup at the will call window at John Paul Jones Arena. You must have a press pass to be admitted to the media area and the press room.

PHOTO CREDENTIALS

All photographers and camera operators must wear a visible credential issued by the Virginia athletics media relations office. Photographers work from the baselines at both ends of the court at John Paul Jones Arena. Live television is given top priority for courtside space.

PRESS PARKING

Press parking passes are provided upon request on a limited basis. Please request your parking pass during the online credential application process.

INTERVIEWS

All requests for interviews with Virginia basketball coaches and players should be made through Erich Bacher in the athletics media relations office. It is requested you allow the athletics media relations staff at least one day to arrange an interview.

POSTGAME INTERVIEWS

Virginia head coach Tony Bennett, two Virginia student-athletes and the visiting head coach will meet with media representatives in the press room after each game at John Paul Jones Arena. Coach Bennett will be available in the press room approximately 10 minutes after the conclusion of the game, followed by two Virginia student-athletes or the visiting coach. Other Virginia players will be available upon request near the JPJ press room.

UVA SPORTS APP

The Virginia Sports mobile app is available for download by searching for "Virginia Athletics" or "UVA sports." The App features news, live stats, schedules, results and news information for each of UVA sports programs, articles from Jeff White, audio and video content and more.

RADIO

Each visiting school is allowed one radio broadcast from John Paul Jones Arena. The Virginia athletics media relations office provides two ISDN lines and three business touchtone lines for use by the visiting broadcast crew. Radio network crews work from a courtside location at the scorer's table. Three seats are available at the table for visiting radio crews.

GAME SERVICES

Information packets are available before each game at John Paul Jones Arena, and a full statistical summary and play-by-play sheets are distributed at halftime and after the game. Head coach and player quotes will be available after postgame interviews. A pregame meal is served for working members of the media in the press room on the event level of John Paul Jones Arena.

TELEPHONES/WIRELESS

Should you require your own telephone for game coverage, please contact Erich Bacher in the Virginia athletics media relations office. A wireless network is available at John Paul Jones Arena for media. A UVA media relations representative will provide login directions.

ACC COACHES TELECONFERENCE

The 2020 ACC Men's Basketball Weekly Teleconference begins Monday, Jan. 6, 2020, and continues each Monday through March 2. Each coach will have 10 minutes to make an opening statement and answer questions. There will be an instant replay of each teleconference on the Conference's internet site TheACC.com each Monday afternoon. Coaches whose teams play on Monday evening will not participate in that day's teleconference.

Here is head coach Tony Bennett's (and Virginia's ACC weekly opposing coach) 2020 ACC Teleconference schedule:

Monday, Feb. 10

11:30 a.m. (Williams 11:40 a.m., Brey 12:20 p.m.)

Monday, Feb. 17

11:30 a.m. (Christian 10:30 a.m., Capel 11:10 a.m.)

Monday, Feb. 24

11:30 a.m. (Krzyszewski 12:10 p.m., Young 12:30 p.m.)

Monday, March 2

11:30 a.m. (Larrañaga 11 a.m., Mack Noon)

UVA'S RECORD UNDER TONY BENNETT WHEN..

	All	2019-20
Leading at the half	213-25	12-0
Trailing at the half	48-65	2-6
Tied at the half	7-5	0-0
Playing Overtime	5-9	0-0
Shooting 50% or better	106-8	1-0
Shooting between 40-49.9%	126-34	8-2
Shooting less than 40%	36-53	5-4
Opponents shoot 50% or better	19-25	1-1
Opponents shoot less than 50%	249-70	13-5
UVA outrebounds its opponent	192-31	12-4
Opponent outrebounds UVA	69-61	2-2
Teams are tied in rebounds	7-3	0-0
UVA has 10 or more steals	22-3	0-0
UVA shoots 70% FT or better	160-48	8-3
UVA shoots less than 70% FT	108-47	6-3
Scoring less than 50 points	9-16	3-1
Scoring 50-59 points	35-39	3-5
Scoring 60-69 points	99-31	8-0
Scoring 70-79 points	90-7	0-0
Scoring 80-89 points	31-1	0-0
Scoring more than 90 points	4-0	0-0
Allowing fewer than 50 points	96-2	9-0
Allowing fewer than 40 points	27-0	4-0
Playing in John Paul Jones Arena	152-29	9-3
Playing on the road	68-47	3-3
Playing on a neutral court	47-19	2-0
Game decided by 1-4 points	32-38	2-2
Game decided by 5-10 points	60-25	5-2
Game decided by 11+ points	174-32	7-2
Playing at night	182-64	6-4
Playing in the afternoon	86-30	8-2
Playing on Monday	26-12	0-1
Playing on Tuesday	45-8	2-1
Playing on Wednesday	40-13	3-2
Playing on Thursday	20-9	0-0
Playing on Friday	28-10	0-0
Playing on Saturday	73-33	4-1
Playing on Sunday	36-10	5-1
Playing in November	66-11	6-0
Playing in December	48-12	3-2
Playing in January	65-23	4-4
Playing in February	48-27	0-0
Playing in March	40-22	0-0
Playing in April	2-0	0-0

VIRGINIA RECORD BOOK

CAREER BLOCKS

NO.	NAME	CAREER BLOCKS
1.	Ralph Sampson (1980-83)	462
2.	Chris Alexander (1993-96)	148
3.	Mamadi Diakite (2017-)	143
4.	Isaiah Wilkins (2015-18)	141
5.	Travis Watson (2000-03)	130
6.	Kris Hunter (1997-99)	126
7.	Jason Clark (2002-05)	112
8.	Steve Castellan (1976-79)	108
	Assane Sene (2009-12)	108
10.	Darion Atkins (2012-15)	102

VIRGINIA IN THE POLLS

Date	AP	USA Today	Date	AP	USA Today
Preseason	11	9	Jan. 13	RV	RV
Nov. 11	9	9	Jan. 20	RV	RV
Nov. 18	7	6	Jan. 27	NR	NR
Nov. 25	7	6	Feb. 3		
Dec. 2	5	2			
Dec. 9	9	8			
Dec. 16	9	7			
Dec. 23	16	13			
Dec. 30	19	19			
Jan. 6	18	18			



Official Basketball Box Score -- Game Totals -- Final Statistics

Virginia vs Syracuse
11/06/19 9:00 pm at

Virginia 48 • 1-0,1-0 ACC

#	Player	Total		3-Ptr		Rebounds			PF	TP	A TO Blk Stl					Min
		FG-FGA	FG-FGA	FT-FTA	Off Def Tot	PF	TP	A TO Blk Stl								
25	Mamadi Diakite	f	6-10	0-0	0-0	4	2	6	1	12	1	2	2	1	0	35
00	Kihei Clark	g	3-9	2-8	2-2	0	11	11	0	10	7	3	0	1	0	40
02	Braxton Key	g	3-10	0-5	1-2	1	9	10	2	7	2	2	0	2	0	33
13	Casey Morsell	g	1-6	1-6	0-0	1	1	2	2	3	1	2	1	0	0	26
53	Tomas Woldetensae	g	0-4	0-3	0-0	0	0	0	1	0	0	2	0	0	0	13
04	Justin McKoy		0-0	0-0	0-0	0	0	0	0	0	0	1	0	0	0	3
23	Kody Statmann		2-4	1-3	0-0	1	2	3	0	5	2	1	1	0	0	21
30	Jay Huff		5-6	0-0	1-2	2	10	12	1	11	1	2	0	0	0	29
	Team					1	2	3				1				
	Totals		20-49	4-25	4-6	10	37	47	7	48	14	16	4	4	0	200

FG % 1st Half: 11-24 45.8% 2nd half: 9-25 36.0% Game: 20-49 40.8% Deadball Rebounds 1
 3FG % 1st Half: 2-12 16.7% 2nd half: 2-13 15.4% Game: 4-25 16.0%
 FT % 1st Half: 1-2 50.0% 2nd half: 3-4 75.0% Game: 4-6 66.7%

Syracuse 34 • 0-1,0-1 ACC

#	Player	Total		3-Ptr		Rebounds			PF	TP	A TO Blk Stl					Min
		FG-FGA	FG-FGA	FT-FTA	Off Def Tot	PF	TP	A TO Blk Stl								
21	Marek Dolezaj	f	2-8	0-2	0-0	3	6	9	3	4	2	2	0	0	0	40
33	Elijah Hughes		4-14	3-10	3-5	0	5	5	2	14	1	1	1	1	0	40
34	Bourama Sidibe	f	1-2	0-0	0-0	0	2	2	4	2	0	1	0	1	0	22
05	Jalen Carey	g	1-6	0-0	0-2	2	3	5	0	2	1	1	0	1	0	18
35	Buddy Boenheim	g	3-12	1-8	0-0	0	2	2	1	7	1	1	1	1	0	32
00	Quincy Goodine		0-2	0-2	0-0	0	0	0	0	0	0	0	0	0	0	8
01	Bryce Guerrier		0-4	0-3	0-0	0	0	0	1	0	0	0	0	1	0	13
11	Joseph Girard III		1-6	1-4	0-0	0	0	0	1	3	2	2	0	0	0	22
14	Jesse Edwards		1-1	0-0	0-0	0	1	1	0	2	0	0	1	0	0	5
	Team					3	1	4				1				
	Totals		13-55	5-29	3-7	8	20	28	12	34	7	9	3	5	0	200

FG % 1st Half: 7-27 25.9% 2nd half: 6-28 21.4% Game: 13-55 23.6% Deadball Rebounds 1
 3FG % 1st Half: 3-14 21.4% 2nd half: 2-15 13.3% Game: 5-29 17.2%
 FT % 1st Half: 2-5 40.0% 2nd half: 1-2 50.0% Game: 3-7 42.9%

Officials: Clarence Armstrong,Doug Simons,Jamie Luckie

Technical fouls: Virginia-None. Syracuse-None.

Attendance: 22518

2019-20 Men's Basketball. Round: 0. Syracuse vs Virginia. Played at Carrier Do

Score by periods	1st	2nd	Total
Virginia	25	23	48
Syracuse	19	15	34



Official Basketball Box Score -- Game Totals -- Final Statistics

Columbia vs Virginia
11/16/19 12:00 pm at

Columbia 42 • 1-3,0-0 Ivy League

#	Player	Total		3-Ptr		Rebounds			PF	TP	A TO Blk Stl					Min
		FG-FGA	FG-FGA	FT-FTA	Off Def Tot	PF	TP	A TO Blk Stl								
13	Randy Brumant	f	3-7	3-6	0-0	0	4	4	4	9	1	1	2	1	0	30
24	Ike Nweke	g	3-9	0-0	1-2	6	3	9	0	7	0	1	1	0	0	22
20	Jake Killingsworth	f	1-5	0-4	0-0	0	2	2	1	2	2	0	0	1	0	18
21	Mike Smith	g	6-14	2-4	2-2	0	3	3	1	16	2	6	0	1	0	37
33	Tai Bibbs	g	0-3	0-1	0-0	0	2	2	2	0	0	0	0	0	0	16
01	Luke Bolster		0-1	0-0	0-0	1	0	1	0	0	0	0	0	0	0	4
04	Jack Forrest		0-3	0-2	0-0	0	2	2	0	0	1	1	0	0	0	19
12	Cameron Shockley-Oke		0-3	0-1	0-0	1	4	5	2	0	0	2	0	0	0	20
32	Maka Ellis		2-9	1-3	1-2	0	2	2	0	6	1	1	0	1	0	26
50	Joseph Smoyer		1-2	0-0	0-0	2	0	2	3	2	0	1	1	0	0	8
	Team					2	2	4				1				
	Totals		16-56	6-21	4-6	12	24	36	13	42	7	14	4	4	0	200

FG % 1st Half: 7-28 25.0% 2nd half: 9-28 32.1% Game: 16-56 28.6% Deadball Rebounds 2
 3FG % 1st Half: 2-10 20.0% 2nd half: 4-11 36.4% Game: 6-21 28.6%
 FT % 1st Half: 1-2 50.0% 2nd half: 3-4 75.0% Game: 4-6 66.7%

Virginia 60 • 3-0,1-0 ACC

#	Player	Total		3-Ptr		Rebounds			PF	TP	A TO Blk Stl					Min
		FG-FGA	FG-FGA	FT-FTA	Off Def Tot	PF	TP	A TO Blk Stl								
25	Mamadi Diakite	f	4-10	1-3	4-6	3	5	8	1	13	0	2	0	1	0	20
00	Kihei Clark	g	4-9	2-3	0-0	0	3	3	1	10	5	1	1	0	0	30
02	Braxton Key	g	4-7	0-1	1-3	4	5	9	0	9	0	0	0	1	0	21
23	Kody Statmann	g	1-6	0-2	1-1	0	2	2	1	3	1	1	3	0	0	29
53	Tomas Woldetensae	g	2-7	1-2	0-0	0	6	6	3	5	0	0	0	1	0	33
04	Justin McKoy		0-2	0-0	0-0	0	0	0	0	0	0	1	0	0	0	12
05	Jayden Nixon		0-0	0-0	0-0	0	0	0	0	0	0	0	0	0	0	1
12	Chase Coleman		1-1	0-0	0-0	0	0	0	0	2	1	0	0	1	0	4
13	Casey Morsell		1-6	0-3	0-2	0	3	3	1	2	1	1	0	1	0	24
22	Francisco Caffaro		1-1	0-0	1-2	0	0	0	2	3	0	2	0	1	0	7
30	Jay Huff		6-10	1-1	0-0	4	2	6	0	13	2	1	5	2	0	19
	Team					3	2	5								
	Totals		24-59	5-15	7-14	14	28	42	9	60	10	9	9	8	0	200

FG % 1st Half: 13-28 46.4% 2nd half: 11-31 35.5% Game: 24-59 40.7% Deadball Rebounds 4
 3FG % 1st Half: 3-8 37.5% 2nd half: 2-7 28.6% Game: 5-15 33.3%
 FT % 1st Half: 2-5 40.0% 2nd half: 5-9 55.6% Game: 7-14 50.0%

Officials: Anthony Burris,AJ Desai,Lee Cassell

Technical fouls: Columbia-None. Virginia-None.

Attendance: 13736

2019-20 Men's Basketball. Round: 0. Columbia vs Virginia. Played at John Paul

Score by periods	1st	2nd	Total
Columbia	17	25	42
Virginia	31	29	60



Official Basketball Box Score -- Game Totals -- Final Statistics

James Madison vs Virginia
11/10/19 6:00 pm at

James Madison 34 • 1-1,0-0 CAA

#	Player	Total		3-Ptr		Rebounds			PF	TP	A TO Blk Stl					Min
		FG-FGA	FG-FGA	FT-FTA	Off Def Tot	PF	TP	A TO Blk Stl								
23	Michael Christmas	f	1-5	0-2	1-2	1	7	8	1	3	0	1	0	0	0	24
01	Matt Lewis	g	5-15	4-9	0-0	0	10	10	2	14	2	2	0	1	0	35
03	Deshon Parker	g	0-7	0-2	0-0	0	2	2	0	0	2	3	0	0	0	29
05	Darius Banks	g	2-8	2-7	0-2	0	3	3	4	6	1	2	0	1	0	35
04	Zyon Dobbbs		0-0	0-0	0-0	0	0	0	0	0	0	1	0	0	0	4
13	Quinn Richey		0-1	0-0	0-0	1	0	1	0	0	0	0	0	0	0	4
14	Jayvis Harvey		1-4	0-3	0-0	0	2	2	1	2	0	2	0	0	0	16
22	Julien Wooden		0-3	0-2	0-0	0	2	2	1	0	1	4	0	0	0	15
35	Devon Flowers		0-1	0-1	0-0	0	0	0	0	0	0	0	0	0	0	2
	Team					1	0	1								
	Totals		12-53	8-31	2-6	7	29	36	11	34	6	19	1	3	0	200

FG % 1st Half: 8-25 32.0% 2nd half: 4-28 14.3% Game: 12-53 22.6% Deadball Rebounds 3
 3FG % 1st Half: 5-15 33.3% 2nd half: 3-16 18.8% Game: 8-31 25.8%
 FT % 1st Half: 2-6 33.3% 2nd half: 0-0 0.0% Game: 2-6 33.3%

Virginia 65 • 2-0,1-0 ACC

#	Player		Total		3-Ptr	Rebounds					PF	TP	A TO Blk Stl				Min
			FG-FGA	FG-FGA	FT-FTA	Off	Def	Tot	A	O			Blk	Stl			
25	Mamadi Diakite	f	8-16	1-3	2-4	3	10	13	1	19	0	0	2	1	0	29	
00	Kihei Clark	g	2-7	1-5	0-0	1	2	3	0	5	6	3	0	2	0	28	
02	Braxton Key	g	5-8	2-3	2-2	3	7	10	0	14	2	1	0	1	0	29	
13	Casey Morsell	g	0-9	0-5	0-0	0	3	3	3	0	1	2	1	0	0	26	
23	Kody Stattmann	g	2-9	0-6	4-4	1	1	2	2	8	0	2	1	2	1	31	
01	Matt Palumbo		0-1	0-1	0-0	0	0	0	0	0	0	0	0	0	0	2	
04	Justin McKoy		2-4	0-0	0-0	0	2	2	2	4	0	1	0	0	0	12	
05	Jayden Nixon		1-2	0-1	0-0	1	0	1	1	2	0	0	0	0	0	4	
11	Grant Kersey		1-1	0-0	0-0	1	0	1	0	2	0	0	0	0	0	2	
12	Chase Coleman		0-3	0-1	0-0	0	0	0	0	0	0	0	0	0	0	7	
24	Austin Katstra		0-2	0-0	0-0	0	5	5	0	0	0	0	0	0	0	3	
30	Jay Huff		5-6	0-0	1-4	3	4	7	1	11	2	1	2	2	0	27	
	Team					2	1	3									
Totals			26-68	4-25	9-14	15	35	50	10	65	11	10	6	8	0	200	



Official Basketball Box Score -- Game Totals -- Final Statistics

Massachusetts vs Virginia
11/23/19 12:00 pm at

Massachusetts 46 • 5-1,0-0 Atlantic

#	Player	Total		3-Ptr		Rebounds			PF	TP	A TO Blk Stl				Min
		FG-FGA	FG-FGA	FT-FTA	Off Def Tot	PF	TP	A TO Blk Stl							
05	Samba Diallo	f	1-3	0-0	4-4	3	5	8	1	6	0	1	0	0	31
33	Tre Mitchell	c	5-12	0-4	0-1	0	2	2	1	10	0	4	0	3	36
04	Keon Clergeot	g	0-6	0-4	2-2	0	4	4	2	3	2	0	0	0	32
10	Sean East	g	1-3	0-0	0-0	0	3	3	1	2	1	1	0	0	26
12	Carl Pierre	g	5-14	2-10	2-2	0	1	1	4	14	0	0	0	2	36
01	Sy Chatman		0-2	0-1	0-0	1	2	3	1	0	0	3	0	0	12
02	Preston Santos		0-0	0-0	0-0	0	1	1	0	0	0	0	0	0	1
11	Djery Baptiste		0-1	0-0	0-0	0	0	0	1	0	0	0	0	0	4
13	Kolton Mitchell		0-0	0-0	0-0	0	0	0	0	0	0	0	0	0	2
23	T.J. Weeks		3-9	3-7	3-4	0	3	3	1	12	0	0	0	0	20
Team					0	1	1								
Totals			15-50	5-26	11-13	4	22	26	14	46	4	11	0	5	200

FG % 1st Half: 10-28 35.7% 2nd half: 5-22 22.7% Game: 15-50 30.0% Deadball Rebounds 2
 3FG % 1st Half: 2-10 20.0% 2nd half: 3-16 18.8% Game: 5-26 19.2%
 FT % 1st Half: 2-3 66.7% 2nd half: 9-10 90.0% Game: 11-13 84.6%

Virginia 58 • 5-0,1-0 ACC

#	Player	Total		3-Ptr		Rebounds			PF	TP	A TO Blk Stl				Min
		FG-FGA	FG-FGA	FT-FTA	Off Def Tot	PF	TP	A TO Blk Stl							
25	Mamadi Diakite	f	2-5	0-1	0-1	2	6	8	2	4	0	1	0	1	21
00	Kihei Clark	g	3-10	0-2	8-8	0	5	5	4	14	6	3	0	0	35
02	Braxton Key	g	7-11	0-2	2-3	2	5	7	2	16	0	1	0	3	38
13	Casey Morsell	g	2-9	1-4	0-0	2	4	6	0	5	3	2	0	1	38
53	Tomas Woldetensae	g	3-7	1-3	2-2	0	3	3	2	9	0	1	0	1	32
04	Justin McKoy		0-2	0-0	0-0	0	0	0	0	0	0	0	0	0	3
12	Chase Coleman		0-0	0-0	0-0	0	2	2	1	0	0	1	0	1	5
22	Francisco Caffaro		0-0	0-0	0-0	0	0	0	1	0	0	0	0	0	2
30	Jay Huff		5-8	0-2	0-0	3	5	8	2	10	0	1	1	0	26
Team					0	1	1				1				
Totals			22-52	2-14	12-14	9	31	40	14	58	9	11	1	7	200

FG % 1st Half: 13-28 46.4% 2nd half: 9-24 37.5% Game: 22-52 42.3% Deadball Rebounds 1
 3FG % 1st Half: 2-9 22.2% 2nd half: 0-5 0.0% Game: 2-14 14.3%
 FT % 1st Half: 1-1 100.0 2nd half: 11-13 84.6% Game: 12-14 85.7%

Officials: Rob Riley, Ron Tyburski, Bo Boroski
 Technical fouls: Massachusetts-TEAM. Virginia-None.
 Attendance: 2019-20 Men's Basketball. Round: 0. Massachusetts vs Virginia. Played at Moheg

Score by periods	1st	2nd	Total
Massachusetts	24	22	46
Virginia	29	29	58



Official Basketball Box Score -- Game Totals -- Final Statistics

Maine vs Virginia
11/27/19 4:00 pm at

Maine 26 • 2-4,0-0 America

#	Player	Total		3-Ptr		Rebounds			PF	TP	A TO Blk Stl				Min
		FG-FGA	FG-FGA	FT-FTA	Off Def Tot	PF	TP	A TO Blk Stl							
00	Andrew Fleming	f	3-13	1-5	0-0	2	4	6	4	7	1	2	0	2	35
03	Vilgot Larsson	f	2-5	2-4	3-3	0	0	1	1	2	9	0	4	0	28
05	Nedeljko Prijovic	f	1-9	1-8	0-0	1	3	4	0	3	2	2	0	2	34
13	Miks Antoms	f	0-4	0-1	2-2	4	1	5	4	2	4	3	1	0	36
25	Sergio El Darwich	g	2-5	1-3	0-0	0	4	4	0	5	0	3	0	0	19
01	Mykhailo Yagodin		0-2	0-2	0-0	0	2	2	1	0	0	1	1	0	15
02	Ja Shonte Wright-Mcl		0-0	0-0	0-0	0	0	0	0	0	0	0	0	1	2
10	Stephane Ingo		0-1	0-0	0-0	1	0	1	1	0	0	0	0	0	4
11	Agah Kizilkaya		0-1	0-1	0-0	0	0	0	0	0	0	1	0	0	14
15	Taylor Schildroth		0-1	0-1	0-0	0	0	0	0	0	0	1	0	0	3
21	Precious Okoh		0-1	0-0	0-0	0	0	0	1	0	0	1	0	0	5
44	Peter Stumer		0-1	0-1	0-0	0	1	1	0	0	0	0	0	0	5
Team					3	5	8				3				
Totals			8-43	5-26	5-5	11	21	32	13	26	7	21	2	5	200

FG % 1st Half: 4-21 19.0% 2nd half: 4-22 18.2% Game: 8-43 18.6% Deadball Rebounds 2
 3FG % 1st Half: 3-16 18.8% 2nd half: 2-10 20.0% Game: 5-26 19.2%
 FT % 1st Half: 3-3 100.0 2nd half: 2-2 100.0 Game: 5-5 100.0

Virginia 46 • 7-0,1-0 ACC

#	Player	Total		3-Ptr		Rebounds			PF	TP	A TO Blk Stl				Min
		FG-FGA	FG-FGA	FT-FTA	Off Def Tot	PF	TP	A TO Blk Stl							
25	Mamadi Diakite	f	6-13	1-2	2-2	0	7	7	1	15	0	3	1	2	33
30	Jay Huff	f	5-8	1-4	2-3	2	3	5	1	13	0	1	1	0	24
00	Kihei Clark	g	3-7	3-4	0-0	0	3	3	1	9	5	1	0	3	33
13	Casey Morsell	g	1-8	0-4	2-2	0	2	2	2	4	0	2	0	1	35
53	Tomas Woldetensae	g	1-5	1-4	0-0	0	3	3	0	3	2	1	0	2	31
04	Justin McKoy		0-1	0-0	0-0	0	3	3	2	0	0	0	0	0	15
05	Jayden Nixon		0-0	0-0	0-0	0	1	1	0	0	0	1	0	0	10
12	Chase Coleman		1-2	0-0	0-0	0	0	0	2	2	0	0	0	0	11
22	Francisco Caffaro		0-0	0-0	0-0	0	0	0	1	0	0	2	1	1	8
Team					3	0	3				2				
Totals			17-44	6-18	6-7	5	22	27	10	46	7	13	3	9	200

FG % 1st Half: 9-23 39.1% 2nd half: 8-21 38.1% Game: 17-44 38.6% Deadball Rebounds 2
 3FG % 1st Half: 2-11 18.2% 2nd half: 4-7 57.1% Game: 6-18 33.3%
 FT % 1st Half: 4-4 100.0 2nd half: 2-3 66.7% Game: 6-7 85.7%

Officials: Jemel Spearman, Doug Simmons, Jerry Heater
 Technical fouls: Maine-None. Virginia-None.
 Attendance: 14109
 2019-20 Men's Basketball. Round: 0. Maine vs Virginia. Played at John Paul Jon

Score by periods	1st	2nd	Total
Maine	14	12	26
Virginia	24	22	46



Official Basketball Box Score -- Game Totals -- Final Statistics

Arizona St. vs Virginia

11/24/19 1:00 pm at Uncasville, Conn. (Mohegan Sun Arena)


Arizona St. 45 • 3-2,0-0 Pac-12

#	Player	Total		3-Ptr		Rebounds			PF	TP	A TO Blk Stl				Min
		FG-FGA	FG-FGA	FT-FTA	Off Def Tot	PF	TP	A TO Blk Stl							
04	Kimani Lawrence	f	0-1	0-1	0-0	1	2	3	1	0	0	1	0	1	20
23	Romello White	f	3-4	0-0	4-6	1	2	3	1	10	0	3	1	0	35
01	Remy Martin	g	8-16	3-7	2-4	0	1	1	3	21	3	4	0	2	38
02	Rob Edwards	g	4-9	2-5	0-0	0	6	6	2	10	0	2	0	1	33
05	Elias Valtonen	g	0-2	0-0	0-0	0	3	3	2	0	0	2	0	0	25
10	Jaelen House		0-2	0-1	0-0	0	4	4	2	0	3	0	0	1	25
20	Khalid Thomas		0-0	0-0	0-0	0	0	0	0	0	1	0	0	2	2
24	Jalen Graham		1-1	0-0	0-0	0	0	0	0	2	0	0	0	0	5
35	Taeshon Cherry		1-7	0-5	0-0	1	0	1	2	2	0	1	1	1	17
Team					1	4	5				2				
Totals			17-42	5-19	6-10	4	22	26	13	45	7	15	2	8	200

FG % 1st Half: 7-22 31.8% 2nd half: 10-20 50.0% Game: 17-42 40.5% Deadball Rebounds 3
 3FG % 1st Half: 3-9 33.3% 2nd half: 2-10 20.0% Game: 5-19 26.3%
 FT % 1st Half: 4-5 80.0% 2nd half: 2-5 40.0% Game: 6-10 60.0%

Virginia 48 • 6-0,1-0 ACC

#	Player	Total		3-Ptr		Rebounds			PF	TP	A TO Blk Stl				Min
		FG-FGA	FG-FGA	FT-FTA	Off Def Tot	PF	TP	A TO Blk Stl							
25	Mamadi Diakite	f	5-13	2-4	3-3	2	1	3	2	15	1	1	2	1	36
00	Kihei Clark	g	2-10	0-2	0-0	1	4	5	2	4	2	3	0	0	38
02	Braxton Key	g	1-7	0-1	0-0	1	7	8	2	2	2	3	1	1	38
13	Casey Morsell	g	7-12	1-5	4-4	1	1	2	3	19	1	2	0	2	38
53	Tomas Woldetensae	g	0-2	0-1	0-0	0	0	0	1	0	0	2	0	0	16
04	Justin McKoy		0-0	0-0	0-0	0	1	1	0	0	0	0	0	0	4
12	Chase Coleman		1-3	1-2	0-0	0	1	1	1	3	0	0	0	0	5
30	Jay Huff		2-2	1-1	0-0	2	5	7	2	5	0	2	2	0	25
Team					2	2	4								
Totals			18-49	5-16	7-7	9	22	31	13	48	6	13	5	4	2



Official Basketball Box Score -- Game Totals -- Final Statistics
North Carolina vs Virginia
 12/08/19 1:00 pm at



North Carolina 47 • 6-3,1-1 ACC

#	Player		Total		3-Ptr	Rebounds			PF	TP	A	TO	Blk	Stl	Min
			FG-FGA	FG-FGA		FT-FTA	Off	Def							
05	Armando Bacot	f	5-8	0-0	1-6	0	2	2	3	11	0	0	2	1	25
15	Garrison Brooks	f	2-5	0-0	2-2	3	5	8	3	6	2	0	0	0	33
01	Leaky Black	g	2-4	0-1	2-2	1	3	4	1	6	2	2	1	2	22
02	Cole Anthony	g	4-15	1-6	3-6	0	4	4	3	12	0	6	0	2	35
04	Brandon Robinson	g	1-4	0-3	0-0	0	3	3	1	2	1	2	0	0	26
00	Anthony Harris		2-2	0-0	0-0	0	0	0	0	4	0	0	0	0	6
03	Andrew Platek		1-3	0-1	0-0	2	0	2	0	2	0	0	0	0	11
13	Jeremiah Francis		0-0	0-0	1-2	0	1	1	2	1	0	1	0	0	3
22	Walker Miller		0-0	0-0	0-0	0	0	0	0	0	0	0	0	0	1
20	Caleb Ellis		0-1	0-1	0-0	0	0	0	0	0	0	0	0	0	1
30	K.J. Smith		0-0	0-0	0-0	0	0	0	0	0	0	0	0	0	2
32	Justin Pierce		0-4	0-2	0-0	0	3	3	0	0	1	1	0	1	17
35	Ryan McAdoo		0-0	0-0	1-2	1	0	1	0	1	0	0	0	0	1
42	Brandon Huffman		0-0	0-0	2-2	0	0	0	1	2	0	0	0	0	2
55	Christian Keeling		0-0	0-0	0-0	0	3	3	0	0	0	0	0	0	15
Team						1	0	1							
Totals			17-46	1-14	12-22	8	24	32	14	47	6	12	3	6	200
FG % 1st Half: 7-23			30.4%	2nd half: 10-23	43.5%	Game: 17-46			37.0%	Deadball Rebounds					
3FG % 1st Half: 0-8			0.0%	2nd half: 1-6	16.7%	Game: 1-14			7.1%	5.2					
FT % 1st Half: 4-9			44.4%	2nd half: 8-13	61.5%	Game: 12-22			54.5%						

Virginia 56 • 8-1,2-0 ACC

#	Player		Total		3-Ptr	Rebounds			PF	TP	A	TO	Blk	Stl	Min
			FG-FGA	FG-FGA		FT-FTA	Off	Def							
25	Mamadi Diakite	f	3-7	1-1	5-5	2	1	3	5	12	1	6	1	1	28
30	Jay Huff	f	0-4	0-1	0-0	2	3	5	2	0	0	0	0	0	14
00	Kihei Clark	g	1-8	0-2	5-7	0	3	3	0	7	6	3	0	3	38
13	Casey Morsell	g	2-9	1-5	0-0	0	2	2	2	5	1	1	0	1	24
23	Kody Statmann	g	3-9	1-4	0-0	0	2	2	2	7	0	0	1	0	27
04	Justin McKoy		0-0	0-0	4-6	3	2	5	3	4	0	0	0	1	17
12	Chase Coleman		0-0	0-0	0-0	0	0	0	0	0	0	1	0	0	1
22	Francisco Caffaro		4-5	0-0	2-5	2	5	7	1	10	0	0	1	0	21
53	Tomas Woldetensae		3-7	3-4	2-2	0	3	3	3	11	1	1	0	2	30
Team						2	5	7			1				
Totals			16-49	6-17	18-25	11	26	37	18	56	9	13	3	8	200
FG % 1st Half: 8-25			32.0%	2nd half: 8-24	33.3%	Game: 16-49		32.7%	Deadball Rebounds 3						
3FG % 1st Half: 4-9			44.4%	2nd half: 2-8	25.0%	Game: 6-17		35.3%							
FT % 1st Half: 4-6			66.7%	2nd half: 14-19	73.7%	Game: 18-25		72.0%							

Officials: Bill Covington Jr., Jamie Luckie, Ron Groover
 Technical fouls: North Carolina-None. Virginia-None.
 Attendance: 14629
 2019-20 Men's Basketball. Round: 0. North Carolina vs Virginia. Played at John

Score by periods	1st	2nd	Total	Points	In Paint	Off T/O	2nd Chance	Fast Break	Bench
North Carolina	18	29	47	NC	24	11	10	2	10
Virginia	24	32	56	VA	16	14	9	2	25

Last FG - NC 2nd-00:57, VA 2nd-04:40.
 Largest lead - NC by 2 1st-17:33, VA by 17 2nd-03:13.
 NC led for 02:55, VA led for 32:42. Game was tied for 04:23.



Official Basketball Box Score -- Game Totals -- Final Statistics
South Carolina vs Virginia
 12/22/19 3:00 pm at Charlottesville, Va. (JPJ)



South Carolina 70 • 8-4,0-0 SEC

#	Player		Total		3-Ptr	FT-FTA	Rebounds			PF	TP	A	TO	Blk	Stl	Min
			FG-FGA	FG-FGA			Off	Def	Tot							
10	Justin Minaya	f	5-9	1-5	1-1	0	4	4	1	12	4	0	1	1	36	
21	Maik Kotsar	f	2-4	0-0	0-0	2	2	4	3	4	3	2	1	3	31	
24	Keyshawn Bryant	f	4-6	1-2	1-1	1	2	3	4	10	0	0	0	2	12	
00	A.J. Lawson	g	5-12	0-3	4-6	1	2	3	3	14	1	4	0	2	34	
52	Jair Bolden	g	8-13	4-6	2-4	0	2	2	2	22	0	0	0	1	37	
01	T.J. Moss		0-0	0-0	0-0	0	0	0	0	0	0	1	0	0	3	
05	Jermaine Cousinard		1-2	0-1	2-2	1	3	4	2	4	1	2	0	0	23	
12	Trae Hannibal		2-2	0-0	0-0	0	0	0	1	4	0	1	0	3	7	
15	Wildens Leveque		0-1	0-0	0-0	1	1	2	1	0	1	1	0	0	6	
20	Alanzo Frink		0-0	0-0	0-0	0	1	1	3	0	0	1	0	2	11	
Team						0	1	1			1					
Totals			27-49	6-17	10-14	6	18	24	20	70	10	13	2	14	200	
FG % 1st Half: 14-25			56.0%	2nd half: 13-24	54.2%	Game: 27-49			55.1%	Deadball Rebounds						
3FG % 1st Half: 4-10			40.0%	2nd half: 2-7	28.6%	Game: 6-17			35.3%	1						
FT % 1st Half: 1-1			100.0	2nd half: 9-13	69.2%	Game: 10-14			71.4%							

Virginia 59 • 9-2,2-0 ACC

#	Player		Total		3-Ptr	FT-FTA	Rebounds			PF	TP	A	TO	Blk	Stl	Min
			FG-FGA	FG-FGA			Off	Def	Tot							
25	Mamadi Diakite	f	6-13	0-3	9-11	1	4	5	2	21	0	3	2	2	38	
22	Francisco Caffaro	c	0-0	0-0	0-0	0	1	1	1	0	0	0	0	0	9	
00	Kihei Clark	g	2-7	1-3	4-4	2	3	5	2	9	7	7	0	1	39	
13	Casey Morsell	g	2-6	1-4	1-1	0	1	1	3	6	2	2	0	0	19	
23	Kody Statmann	g	2-3	2-3	0-0	1	3	4	3	6	0	2	0	1	22	
02	Braxton Key		2-4	1-1	3-5	2	3	5	3	8	2	3	2	2	29	
30	Jay Huff		3-3	0-0	0-1	1	3	4	0	6	1	1	0	0	21	
53	Tomas Woldetensae		1-5	1-4	0-0	0	0	0	2	3	1	1	0	0	23	
Team						0	1	1								
Totals			18-41	6-18	17-22	7	19	26	16	59	13	19	4	6	200	
FG % 1st Half: 7-17			41.2%	2nd half: 11-24	45.8%	Game: 18-41		43.9%	Deadball Rebounds 3							
3FG % 1st Half: 2-8			25.0%	2nd half: 4-10	40.0%	Game: 6-18		33.3%								
FT % 1st Half: 8-11			72.7%	2nd half: 9-11	81.8%	Game: 17-22		77.3%								

Officials: Doug Simmons, Pat Adams, Bill Covington Jr.
 Technical fouls: South Carolina-None. Virginia-None.
 Attendance: 14409
 2019-20 Men's Basketball. Round: 0. South Carolina vs Virginia. Played at John

Score by periods	1st	2nd	Total	Points	In Paint	Off T/O	2nd Chance	Fast Break	Bench
South Carolina	33	37	70	SC	28	23	11	16	8
Virginia	24	35	59	VA	20	13	9	6	17

Last FG - SC 2nd-01:42, VA 2nd-02:15.
 Largest lead - SC by 3 1st-03:39, VA by 3 1st-19:46.
 SC led for 37:30, VA led for 01:50. Game was tied for 00:40.

Score tied - 1 time.
 Lead changed - 1 time.



Official Basketball Box Score -- Game Totals -- Final Statistics
Stony Brook vs Virginia
 12/18/19 6:30 pm at Charlottesville, Va. (JPJ)



Stony Brook 44 • 7-6,0-0 America

#	Player	Total		3-Ptr	FT-FTA	Rebounds			PF	TP	A	TO	Blk	Stl	Min
		FG-FGA	FG-FGA			Off	Def	Tot							
05	Mouhamadou Gueye	f	4-6	1-2	0-0	1	4	5	1	9	0	1	6	2	33
04	Jeff Otchere	c	0-1	0-0	0-0	0	2	2	4	0	0	1	0	0	17
01	Makale Foreman	g	3-10	2-8	0-0	1	2	3	1	8	1	2	0	2	34
03	Elijah Olaniyi	g	4-14	1-6	2-4	3	4	7	0	11	2	6	1	1	35
23	Andrew Garcia	g	3-5	0-1	2-2	2	0	2	3	8	0	4	0	2	31
02	Miles Latimer		2-4	1-2	1-2	0	3	3	0	6	0	0	0	0	21
10	Jordan McKenzie		0-0	0-0	0-0	0	3	3	0	0	0	0	0	0	9



Official Basketball Box Score -- Game Totals -- Final Statistics
Virginia Tech vs Virginia
 01/04/20 2:00 pm at Charlottesville, Va. (JPJ)



Virginia Tech 39 • 10-4,1-2 ACC

#	Player	Total		3-Ptr		Rebounds		PF	TP	A	TO	Blk	Stl	Min
		FG-FGA	FG-FGA	FT-FTA	FT-FTA	Off	Def							
02	Landers Nolley II	f	7-16	3-8	1-1	1	4	5	2	18	2	5	0	33
14	P.J. Horne	f	2-12	0-9	0-0	1	4	5	3	4	0	1	0	32
03	Wabissa Bede	g	0-2	0-1	0-0	0	4	4	3	0	2	2	0	30
04	Nahiem Alleyne	g	1-9	0-1	0-0	0	2	2	2	2	0	0	1	22
23	Tyrece Radford	g	2-2	0-0	4-6	1	2	3	0	8	0	1	0	26
00	Hunter Cattoor		0-1	0-1	4-4	0	1	1	0	4	1	0	0	23
01	Isaiah Wilkins		1-3	1-3	0-0	0	0	0	0	3	1	0	0	16
15	Jalen Cone		0-3	0-2	0-0	0	1	1	2	0	2	0	0	10
21	John Ojiako		0-0	0-0	0-0	0	1	1	0	0	0	0	0	8
Team						2	1	3		2				
Totals			13-48	4-25	9-11	5	20	25	12	39	6	13	0	200
FG % 1st Half: 7-24		29.2%	2nd half: 6-24		25.0%	Game: 13-48		27.1%	Deadball					
3FG % 1st Half: 2-12		16.7%	2nd half: 2-13		15.4%	Game: 4-25		16.0%	Rebounds					
FT % 1st Half: 1-1		100.0	2nd half: 8-10		80.0%	Game: 9-11		81.8%	0,1					

Virginia 65 • 11-2,3-0 ACC

#	Player	Total		3-Ptr		Rebounds		PF	TP	A	TO	Blk	Stl	Min
		FG-FGA	FG-FGA	FT-FTA	FT-FTA	Off	Def							
25	Mamadi Diakite	f	3-9	0-2	0-0	1	9	10	0	6	3	0	0	34
00	Kihe Clark	g	5-9	1-2	7-8	0	2	2	0	18	6	4	0	34
02	Braxton Key	g	8-12	2-4	0-0	1	9	10	2	18	0	0	1	32
13	Casey Morsell	g	2-7	1-4	0-0	0	1	1	3	5	0	1	0	32
23	Kody Statmann	g	4-10	1-4	1-2	3	5	8	2	10	2	1	0	33
04	Justin McKoy		0-1	0-0	0-0	0	0	0	0	0	0	0	0	2
05	Jayden Nixon		0-0	0-0	0-0	0	0	0	0	0	0	0	0	2
12	Chase Coleman		1-1	1-1	0-0	0	1	1	0	3	1	0	0	8
30	Jay Huff		1-2	0-1	0-0	1	2	3	3	2	2	1	0	12
53	Tomas Woldetensae		1-3	1-3	0-0	0	1	1	1	3	0	1	0	11
Team						0	2	2		2				
Totals			25-54	7-21	8-10	6	32	38	11	65	14	11	2	200
FG % 1st Half: 12-26		46.2%	2nd half: 13-28		46.4%	Game: 25-54		46.3%	Deadball					
3FG % 1st Half: 3-10		30.0%	2nd half: 4-11		36.4%	Game: 7-21		33.3%	Rebounds					
FT % 1st Half: 3-4		75.0%	2nd half: 5-6		83.3%	Game: 8-10		80.0%	4					

Officials: Nathan Farrell,Bert Smith,Ted Valentine
 Technical fouls: Virginia Tech-None. Virginia-None.
 Attendance: 14629
 2019-20 Men's Basketball. Round: 0. Virginia vs Virginia Tech. Played at John

Score by periods	1st	2nd	Total
Virginia Tech	17	22	39
Virginia	30	35	65

Last FG - VT 2nd-03:50, VA 2nd-00:43.
 Largest lead - VT None, VA by 26 2nd-00:43.
 VT led for 00:00. VA led for 39:27. Game was tied for 00:33.

Score tied - 0 times.
 Lead changed - 0 times.



Official Basketball Box Score -- Game Totals -- Final Statistics
Syracuse vs Virginia
 01/11/20 4:00 pm at Charlottesville, Va. (JPJ)



Syracuse 63 • 9-7,2-3 ACC

#	Player	Total		3-Ptr		Rebounds				PF	TP	A	TO	Blk	Stl	Min
		FG-FA	FG-FA	FT-FTA	FT-FTA	Off	Def	Tot								
21	Marek Dolezaj	f	1-4	0-0	5-7	6	5	11	4	7	5	1	2	2	41	
33	Elijah Hughes	f	7-20	4-9	0-0	0	9	9	0	18	2	6	0	2	45	
34	Bourama Sidibe	f	2-6	0-0	0-0	5	4	9	5	4	0	1	0	1	27	
11	Joseph Girard III	g	5-14	5-11	4-4	0	6	6	4	19	3	3	0	2	40	
35	Buddy Boeheim	g	5-17	3-10	1-2	0	1	1	0	14	0	0	0	0	43	
01	Quincy Guerrier		0-0	0-0	1-2	0	2	2	4	1	0	1	0	0	18	
10	Howard Washington		0-0	0-0	0-0	0	1	1	0	0	1	0	0	0	8	
14	Jesse Edwards		0-0	0-0	0-0	0	0	0	0	0	0	0	0	0	3	
Team						0	5	5								
Totals			20-61	12-30	11-15	11	33	44	17	63	11	12	2	7	225	
FG % 1st Half: 8-32		25.0%	2nd half: 6-22		27.3%	OT: 6-7		85.7%	Game: 20-61		32.8%	Deadball Rebounds 2				
3FG % 1st Half: 4-13		30.8%	2nd half: 3-11		27.3%	OT: 5-6		83.3%	Game: 12-30		40.0%					
FT % 1st Half: 4-4		100.0	2nd half: 4-7		57.1%	OT: 3-4		75.0%	Game: 11-15		73.3%					

Virginia 55 • 11-4,3-2 ACC

#	Player		Total		3-Ptr		Rebounds			PF	TP	A	TO	Blk	Stl	Min
			FG-FA	FG-FA	FT-FTA	Off	Def	Tot								
25	Mamadi Diakite	f	5-13	1-3	2-2	2	6	8	4	13	0	2	1	0	37	
30	Jay Huff	f	7-12	0-0	2-7	8	2	10	4	16	0	4	2	0	41	
00	Kihe Clark	g	4-14	3-9	2-2	0	6	6	3	13	9	4	0	1	45	
02	Braxton Key	g	3-11	1-5	0-0	2	9	11	3	7	1	1	0	4	39	
23	Kody Stattmann	g	0-4	0-4	0-0	0	4	4	0	0	4	4	0	0	24	
04	Justin McKoy		0-0	0-0	0-0	0	1	1	1	0	0	0	0	0	2	
13	Casey Morsell		0-3	0-1	0-0	0	1	1	2	0	1	0	0	0	9	
22	Francisco Caffaro		0-1	0-0	0-0	0	0	0	0	0	0	0	0	0	2	
53	Tomas Woldetensae		2-9	2-9	0-0	2	1	3	1	6	0	0	0	1	26	
Team						2	1	3								
Totals			21-67	7-31	6-11	16	31	47	18	55	15	15	3	6	225	
FG % 1st Half: 8-26			30.8%	2nd half: 9-33		27.3%	OT: 4-8		50.0%	Game: 21-67		31.3%	Deadball Rebounds 2,1			
3FG % 1st Half: 2-11			18.2%	2nd half: 3-17		17.6%	OT: 2-3		66.7%	Game: 7-31		22.6%				
FT % 1st Half: 2-5			40.0%	2nd half: 2-4		50.0%	OT: 2-2		100.0	Game: 6-11		54.5%				

Officials: Raymie Styons,Tony Henderson,Ron Groover
 Technical fouls: Syracuse-None. Virginia-None.
 Attendance: 14133
 2019-20 Men's Basketball. Round: 0. Syracuse vs Virginia. Played at John Paul

Score by periods	1st	2nd	OT	Total
Syracuse	24	19	20	63
Virginia	20	23	12	55

Last FG - SU OT-00:46, VA OT-00:29.
 Largest lead - SU by 11 OT-00:46, VA by 5 2nd-12:03.
 SU led for 25:34. VA led for 07:59. Game was tied for 11:27.

Score tied - 8 times.
 Lead changed - 11 times.



Official Basketball Box Score -- Game Totals -- Final Statistics
Virginia vs Boston College
 01/07/20 7:00 pm at Chestnut Hill, Mass. (Conte Forum)



Virginia 53 • 11-3,3-1 ACC

#	Player		Total		3-Ptr		Rebounds			PF	TP	A	TO	Blk	Stl	Min.
			FG-FGA	FG-FGA	FT-FTA	Off	Def	Tot								
25	Mamadi Diakite	f	3-6	0-1	3-5	4	3	7	3	9	1	3	2	0	24	
00	Kihe Clark	g	2-11	2-2	6-6	1	3	4	3	12	3	2	0	3	39	
02	Braxton Key	g	5-12	0-3	6-7	0	8	8	1	16	2	2	0	2	39	
13	Casey Morsell	g	0-4	0-1	0-0	1	0	1	1	0	0	0	0	1	12	
23	Kody Stattmann	g	5-9	1-4	0-0	0	7	7	2	11	2	1	0	0	39	
04	Justin McKoy		0-0	0-0	0-0	1	0	1	2	0	1	0	0	0	11	
12	Chase Coleman		0-2	0-2	0-0	0	0	0	0	0	1	1	0	0	6	
22	Francisco Caffaro		0-0	0-0	0-0	0	0	0	1	0	0	0	0	0	4	
30	Jay Huff		2-6	0-1	1-2	1	1	2	5	5	0	0	0	1	18	
53	Tomas Woldetensae		0-2	0-2	0-0	0	0	0	0	0	0	1	1	0	8	
Team						1	2	3								
Totals				17-52	3-16	16-20	9	24	33	18	53	10	10	3	7	200
FG % 1st Half: 9-26			34.6%	2nd half: 8-26		30.8%	Game: 17-52		32.7%	Deadball						
3FG % 1st Half: 2-10			20.0%	2nd half: 1-6		16.7%	Game: 3-16		18.8%	Rebounds						
FT % 1st Half: 6-7			85.7%	2nd half: 10-13		76.9%	Game: 16-20		80.0%	4,1						



Official Basketball Box Score -- Game Totals -- Final Statistics

Virginia vs Georgia Tech
01/18/20 8:00 pm at Atlanta, GA
Virginia 63 • 12-5,4-3 ACC

#	Player	Total		3-Ptr		Rebounds			PF	TP	A TO Blk Stl					Min
		FG-FGA	FG-FGA	FT-FTA	Off Def Tot	PF	TP	A TO Blk Stl								
25	Mamadi Diakite	f	6-14	0-1	5-6	2	4	6	3	17	0	5	2	0	0	32
30	Jay Huff	f	7-10	1-1	2-2	5	3	8	3	17	2	1	6	0	0	34
00	Kihe Clark	g	3-7	0-2	1-4	0	3	3	1	7	7	2	0	3	0	40
02	Braxton Key	g	5-10	0-2	0-4	3	3	6	1	10	6	2	0	2	0	39
53	Tomas Woldensae	g	3-8	3-7	0-0	0	2	2	3	9	2	1	1	3	0	32
13	Casey Morsell		0-0	0-0	0-0	0	1	1	1	0	0	0	0	0	0	4
23	Kody Statmann		1-4	1-3	0-0	0	0	0	1	3	0	0	0	0	0	19
Team						1	3	4			1					
Totals			25-53	5-16	8-16	11	19	30	13	63	17	12	9	8	200	

FG % 1st Half: 13-27 48.1% 2nd half: 12-26 46.2% Game: 25-53 47.2% Deadball Rebounds 2
 3FG % 1st Half: 3-6 50.0% 2nd half: 2-10 20.0% Game: 5-16 31.3%
 FT % 1st Half: 4-7 57.1% 2nd half: 4-9 44.4% Game: 8-16 50.0%

Georgia Tech 58 • 8-10,3-5 ACC

#	Player	Total		3-Ptr		Rebounds			PF	TP	A TO Blk Stl					Min
		FG-FGA	FG-FGA	FT-FTA	Off Def Tot	PF	TP	A TO Blk Stl								
04	Jordan Usher	f	2-4	1-1	1-4	0	1	1	2	6	1	3	0	0	0	20
05	Moses Wright	f	3-10	1-2	0-0	0	5	5	3	7	1	3	0	2	0	32
01	James Banks III	c	5-9	0-0	0-0	3	6	9	4	10	5	3	1	3	0	36
00	Michael Devoe	g	3-3	0-0	0-0	1	4	5	1	6	4	5	0	0	0	34
10	Jose Alvarado	g	8-14	2-7	2-3	1	1	2	4	20	2	2	0	1	0	35
03	Evan Cole		3-6	0-1	0-2	1	3	4	1	6	1	0	0	1	0	15
11	Bubba Parham		1-4	1-3	0-0	1	3	4	4	3	2	2	0	2	0	28
Team						1	0	1								
Totals			25-50	5-14	3-9	8	23	31	19	58	16	18	1	9	200	

FG % 1st Half: 11-18 61.1% 2nd half: 14-32 43.8% Game: 25-50 50.0% Deadball Rebounds 4
 3FG % 1st Half: 2-4 50.0% 2nd half: 3-10 30.0% Game: 5-14 35.7%
 FT % 1st Half: 1-2 50.0% 2nd half: 2-7 28.6% Game: 3-9 33.3%

Officials: Nathan Farrell, Mark Schnur, Bert Smith
 Technical fouls: Virginia-None. Georgia Tech-None.
 Attendance: 7314
 2019-20 Men's Basketball. Round: 0. Georgia Tech vs Virginia. Played at McCam

Score by periods	1st	2nd	Total						
Virginia	33	30	63	Points	In Paint	Off T/O	2nd Chance	Fast Break	Bench
Georgia Tech	25	33	58	VA	32	14	10	8	3
				GT	32	19	12	2	9

Last FG - VA 2nd-00:52, GT 2nd-00:06. Score tied - 3 times.
 Largest lead - VA by 14 2nd-14:47, GT by 3 1st-17:17. Lead changed - 2 times.
 VA led for 35:52. GT led for 01:13. Game was tied for 02:55.



Official Basketball Box Score -- Game Totals -- Final Statistics

Virginia vs Wake Forest
01/26/20 12:00 pm at Winston-Salem, NC
Virginia 65 • 13-6,5-4 ACC

#	Player	Total		3-Ptr		Rebounds			PF	TP	A TO Blk Stl					Min
		FG-FGA	FG-FGA	FT-FTA	Off Def Tot	PF	TP	A TO Blk Stl								
25	Mamadi Diakite	f	7-10	0-1	2-4	5	2	7	1	16	1	1	0	0	0	37
30	Jay Huff	f	1-1	1-1	0-0	2	2	4	5	3	0	2	1	0	0	13
00	Kihe Clark	g	4-11	0-4	5-5	2	6	8	1	13	7	4	0	2	0	42
02	Braxton Key	g	2-16	0-4	3-9	4	4	8	0	7	1	2	0	3	0	42
53	Tomas Woldensae	g	7-15	7-14	0-0	0	6	6	2	21	1	1	1	1	0	43
04	Justin McKoy		0-0	0-0	0-0	0	0	0	0	0	0	0	0	0	0	4
12	Chase Coleman		0-2	0-1	0-0	0	1	1	2	0	1	0	0	1	0	8
13	Casey Morsell		1-7	0-5	0-0	1	1	2	4	2	1	1	0	1	0	27
22	Francisco Caffaro		1-1	0-0	1-1	2	2	4	4	3	0	2	1	0	0	9
Team						2	0	2			1					
Totals			23-63	8-30	11-19	18	24	42	19	65	12	14	3	8	225	

FG % 1st Half: 11-24 45.8% 2nd half: 9-30 30.0% OT: 3-9 33.3% Game: 23-63 36.5% Deadball Rebounds 4
 3FG % 1st Half: 4-11 36.4% 2nd half: 3-15 20.0% OT: 1-4 25.0% Game: 8-30 26.7%
 FT % 1st Half: 2-3 66.7% 2nd half: 7-12 58.3% OT: 2-4 50.0% Game: 11-19 57.9%

Wake Forest 63 • 9-10,2-7 ACC

#	Player	Total		3-Ptr		Rebounds			PF	TP	A TO Blk Stl					Min
		FG-FGA	FG-FGA	FT-FTA	Off Def Tot	PF	TP	A TO Blk Stl								
33	Ody Oguama	c	0-2	0-0	0-0	2	3	5	4	0	0	0	0	0	0	19
30	Olivier Sarr	f	2-9	0-0	7-8	4	6	10	2	11	3	2	2	1	0	37
04	Jahcobi Neath	g	2-10	1-3	0-0	2	1	3	2	5	1	2	0	1	0	25
11	Torry Johnson	g	2-5	0-0	3-3	0	3	3	1	7	1	6	0	0	0	44
13	Andrien White	g	4-13	3-7	10-11	1	4	5	2	21	2	3	0	3	0	45
01	Isaiah Mucius		6-9	3-5	1-2	3	7	10	3	16	0	1	0	2	0	29
20	Michael Wynn		0-1	0-0	0-0	1	0	1	0	0	0	0	0	0	0	3
25	Ismael Massoud		1-5	1-4	0-0	0	2	2	3	3	1	1	0	1	0	23
Team						0	0	0								
Totals			17-54	8-19	21-24	13	26	39	17	63	8	15	2	8	225	

FG % 1st Half: 9-24 37.5% 2nd half: 6-27 22.2% OT: 2-3 66.7% Game: 17-54 31.5% Deadball Rebounds 3
 3FG % 1st Half: 6-9 66.7% 2nd half: 1-9 11.1% OT: 1-1 100.0% Game: 8-19 42.1%
 FT % 1st Half: 11-12 91.7% 2nd half: 8-8 100.0% OT: 2-4 50.0% Game: 21-24 87.5%

Officials: Matt Potter, Brian O'Connell, Jeff Clark
 Technical fouls: Virginia-None. Wake Forest-None.
 Attendance: 7752
 2019-20 Men's Basketball. Round: 0. Virginia vs Wake Forest. Played at LJMVC

Score by periods	1st	2nd	OT	Total		In	Off	2nd	Fast	
Virginia	28	28	9	65	Points	Paint	T/O	Chance	Break	Bench
Wake Forest	35	21	7	63	VA	18	12	13	4	5
					WF	6	12	8	13	19

Last FG - VA OT-01:05, WF OT-01:49. Score tied - 7 times.
 Largest lead - VA by 8 1st-09:00, WF by 12 2nd-17:36. Lead changed - 7 times.
 VA led for 20:45. WF led for 17:33. Game was tied for 06:41.



Official Basketball Box Score -- Game Totals -- Final Statistics

NC State vs Virginia
01/20/20 7:00 pm at Charlottesville, VA
NC State 53 • 14-5,5-3 ACC

#	Player	Total		3-Ptr		Rebounds			PF	TP	A TO Blk Stl					Min
		FG-FGA	FG-FGA	FT-FTA	Off Def Tot	PF	TP	A TO Blk Stl								
00	DJ Funderburk	f	6-8	0-0	2-3	0	5	5	5	14	0	0	1	1	0	28
04	Jericole Helms	f	3-9	1-5	0-0	2	2	4	4	7	0	2	1	2	0	24
11	Markell Johnson	g	3-8	1-4	0-2	0	0	0	3	7	5	0	0	0	0	38
13	C.J. Bryce	g	5-13	2-5	1-3	0	2	2	2	13	1	0	0	2	0	38
24	Devon Daniels	g	2-9	1-1	2-3	0	5	5	1	7	2	3	0	0	0	33
10	Braxton Beverly		0-1	0-1	3-3	0	2	2	0	3	1	0	0	1	0	24
21	Danny Dixon		1-3	0-0	0-0	2	3	5	2	2	0	0	0	1	0	15
Team						3	4	7			1					
Totals			20-51	5-16	8-14	7	23	30	17	53	9	6	2	7	200	

FG % 1st Half: 11-27 40.7% 2nd half: 9-24 37.5% Game: 20-51 39.2% Deadball Rebounds 1
 3FG % 1st Half: 0-7 0.0% 2nd half: 5-9 55.6% Game: 5-16 31.3%
 FT % 1st Half: 6-8 75.0% 2nd half: 2-6 33.3% Game: 8-14 57.1%

Virginia 51 • 12-6,4-4 ACC

#	Player		Total		3-Ptr		Rebounds			PF	TP					Min
			FG-FGA	FG-FGA	FT-FTA	Off	Def	Tot	A			TO	Blk	Stl		
25	Mamadi Diakite	f	2-5	1-2	3-4	0	7	7	2	8	0	2	3	1	31	
30	Jay Huff	f	3-6	1-4	1-2	2	2	4	3	8	0	1	2	0	22	
00	Kihe Clark	g	3-9	0-1	4-4	2	5	7	3	10	5	3	0	0	37	
02	Braxton Key	g	3-11	0-1	2-2	3	5	8	2	8	0	1	0	1	27	
53	Tomas Woldetensae	g	0-3	0-1	0-0	0	2	2	3	0	2	1	0	0	18	
12	Chase Coleman		0-1	0-0	0-0	0	1	1	1	0	0	0	0	0	3	
13	Casey Morsell		4-9	1-3	0-0	0	5	5	2	9	1	1	1	1	32	
22	Francisco Caffaro		2-2	0-0	2-3	0	0	0	1	6	0	0	0	0	10	
23	Kody Statmann		1-4	0-0	0-0	2	2	4	0	2	0	0	0	0	20	
	Team					2	0	2				1				
Totals			18-50	3-12	12-15	11	29	40	17	51	8	10	6	3	200	

THE LAST TIME

VIRGINIA INDIVIDUALS

- **Scored 30 points:** Kyle Guy vs. Marshall (12/31/18)
- **Scored 40 points:** Sean Singletary (41) at Miami (3/1/08)
- **Two players with 20 points:** De'Andre Hunter (27) and Kyle Guy vs. Texas Tech (4/8/19)
- **Three players with 20 points:** Chris Williams (27), Roger Mason, Jr. (22) and Donald Hand (20) vs. Duke (1/5/00)
- **Four players with 20 points:** Chris Williams (23), Donald Hand (22), Adam Hall (21) and Travis Watson (20) vs. Georgetown (3/15/00)
- **A player with back-to-back 25-point games:** Joe Harris, 26 vs. Virginia Tech (2/12/13), 27 at North Carolina (2/16/13)
- **One player scored in double figures:** Kihei Clark (10) vs. NC State (1/20/20)
- **No players scored in double figures:** vs. Florida (3/18/17)
- **Five players scored in double figures:** De'Andre Hunter (19), Kyle Guy (15), Ty Jerome (13), Kihei Clark (12), Mamadi Diakite (10) at Notre Dame (1/26/19)
- **Six players scored in double figures:** Sean Singletary (27), Adrian Joseph (13), Jamil Tucker (13), Mamadi Diane (12), Calvin Baker (11), Laurynas Mikalauskas (11), vs. Maryland (3/9/08)
- **Seven players scored in double figures:** Cornel Parker (20), Junior Burrough (15), Ted Jeffries (14), Cory Alexander (13), Jason Williford (12), Yuri Barnes (11) and Doug Smith (11) vs. Clemson (1/13/93)
- **Had 15 rebounds:** Mike Tobey (16) vs. Tenn. State (11/25/14)
- **Had 20 rebounds:** Mike Tobey (20) vs. Louisville (3/5/16)
- **Had 25 rebounds:** Bob Mortell (25) vs. Washington & Lee (2/27/60)
- **Two players with 10 rebounds:** Mamadi Diakite (10) and Braxton Key (10) vs. Virginia Tech (1/4/20)
- **Three players with 10 rebounds:** Jay Huff (12), Kihei Clark (11) and Braxton Key (10) at Syracuse (11/6/19)
- **Double-Double:** Jay Huff (16 pts, 10 rebs) vs. Syracuse (1/11/20)
- **Two players had a double-double:** Mmadi Diakite (19 pts, 13 rebs) and Braxton Key (14 pts, 10 rebs) vs. JMU (11/10/19)
- **Three players had a double-double:** Jason Williford (10 pts, 15 rebs), Ted Jeffries (23 pts, 10 rebs), and Cornel Parker (11 pts, 11 rebs) at William & Mary (1/25/93)
- **Double-Double with points and assists:** Ty Jerome (15 points, 11 assists) at North Carolina (2/11/19)
- **Triple-Double:** Ralph Sampson (15 pts, 22 rebs, 10 blks) vs. Old Dominion (12/29/79)
- **Four Double-Doubles in a row:** Mike Scott [5] (27 pts, 15 rebs) vs. Oklahoma (11/23/10), (16 pts, 10 rebs) vs. Wichita State (11/24/10), (17 pts, 12 rebs) at Minnesota (11/29/10), (21 pts, 13 rebs) at Virginia Tech (12/5/10), (10 pts, 13 rebs) vs. Radford (12/7/10)
- **20 points and 20 rebounds:** Travis Watson (21 points, 20 rebounds) vs. Wofford (1/2/03)
- **20 points and 10 rebounds:** Kyle Guy (25 points, 10 rebounds) vs. Purdue (3/30/19)
- **10 assists:** Kihei Clark (13) vs. Navy (12/29/19)
- **5 blocked Shots:** Jay Huff (6) at Georgia Tech (1/18/20)
- **5 steals:** Ty Jerome (5) vs. Morgan State (12/3/18)
- **Led UVA in points, rebounds and assists:** Ty Jerome (21 points, 9 rebounds, 6 assists) vs. Auburn (4/6/19)
- **Hit a last second shot to win a game:** De'Andre Hunter at Louisville (3/1/18) [3-pointer at the buzzer]
- **Played more than 40 minutes:** Thomas Woldensae (43), Braxton Key (42) and Kihei Clark (42) at Wake Forest (1/26/20)
- **Played 40 minutes:** Kihei Clark (40) at Georgia Tech (1/18/20)

VIRGINIA TEAM

- **Won in Overtime:** 65-63 at Wake Forest (1/26/20)
- **Lost in Overtime:** 63-55 vs. Syracuse (1/11/20)
- **Played Two Overtimes:** at Virginia Tech, 80-78 2 OT (2/12/17)
- **Played Three Overtimes:** vs. Georgetown, L 115-111 (3/15/00)
- **Shot 70 percent for a half:** 70.4% (19-27) vs. Austin Peay - 1st Half (11/13/17)
- **Shot 60 percent in a game:** 60% (33-55) at Boston College (1/9/19)
- **Shot less than 30 percent in a game:** 29.5% (13-44) vs. VCU (12/9/18)
- **Shot 100 percent from the free throw line:** 100% (10-10) at Louisville (2/23/19)
- **Shot 90 percent from the free throw line:** 100% (6-6) vs. Virginia Tech (1/15/19)
- **Shot 70 percent from 3-point line:** 72% (18-25) at Syracuse (3/4/19)
- **Shot less than 30 percent in a half:** 27.3% (9-33) in 2nd Half vs. Syracuse (1/11/20)
- **Shot less than 20 percent in a half:** 18.2% (4-22) in 1st Half vs. California (12/22/15)
- **Shot 55 percent or better and lost:** 58.5% (31-53) at North Carolina (2/16/13)
- **Shot 50 percent or better and lost:** 52.8% (28-53) at Duke (1/19/19)
- **Attempted 50 FTs:** 52 (made 34) vs. Howard (12/12/94)
- **Attempted 35 3-pointers:** 38 (11-38) vs. Va. Tech (2/10/18)
- **Did Not Attempt a FT:** 0 vs. Wisconsin (11/27/17)
- **Made 30 FTs:** 31 (31 of 36) vs. Tennessee (3/18/07)
- **Made 15 3-pt FGs:** 18 at Syracuse (3/4/19)
- **Failed to make a 3-pt FG:** vs. St. Francis Brooklyn (11/15/16)
- **Had 50 rebounds:** 50 vs. JMU (11/10/19)
- **Had 25 assists:** 26 vs. Iowa State (3/25/16)
- **Had 15 steals:** 16 vs. NC State (2/24/08)
- **Had 10 blocks:** 11 vs. Norfolk State (11/16/14)
- **Scored 50 pts in a half:** 50 vs. Marshall, 2nd half (12/31/18)
- **Scored 60 pts in a half:** 60 vs. Gonzaga, 1st half (1/3/07)
- **Scored 70 pts in a half:** 70 vs. Coastal Carolina, 2nd half (11/20/00)
- **Scored 100 pts (ACC):** 103 vs. Maryland (1/16/07)
- **Scored 100 pts (non-conf):** 100 vs. Marshall (12/31/18)
- **Scored under 20 pts in 1st half:** 17 at Purdue (12/4/19)
- **Scored under 20 pts in 2nd half:** 19 at No. Carolina (2/18/17)
- **Scored under 50 pts in a game:** 40 at Purdue (12/4/20)
- **Defeated top-5 opponent:** 61-56 vs. #5 Florida State (1/28/20)
- **Defeated top-5 opponent on the road:** 65-63 at #4 Duke (1/27/18)
- **Defeated top-ranked opponent:** 86-73 vs. #1 North Carolina (1/30/86)
- **Won when trailing by 16 points:** Trained 32-16 during 63-61 vs. Ohio State (11/30/16)
- **Won when trailing by 17 points:** Trained 31-14 during 61-58 overtime win vs. Maryland (3/10/13)

2019-20 UVA MISCELLANEOUS STATISTICS

Largest halftime lead: 14 vs. Columbia (11/10/19)
 Largest halftime deficit: 15 at Purdue (12/4/19)
 Largest halftime deficit overcome in a win: 7 at Wake Forest (1/26/20)
 Largest halftime lead surrendered in a loss: N/A
 Largest deficit overcome in a win: 12 vs. Arizona State (11/24/19)
 Largest lead surrendered in a loss: 5, 2x last vs. Syracuse (1/11/20)
 Largest deficit at any time: 31 at Purdue (12/4/19)
 Largest lead at any time: 31 vs. JMU (11/10/19)
 Most consecutive points scored: 15 vs. NC State (1/20/20)
 Most consecutive points allowed: 19 vs. Arizona State (11/24/19)
 Longest scoring drought: 9:43 vs. Arizona State (11/6/19)
 Longest opponent scoring drought: 10:13 vs. NC State (1/20/20)

OPPONENT INDIVIDUALS

- **Scored 30 points:** Anthony Lamb (30), Vermont (11/19/19)
- **Scored 35 points:** Carsen Edwards (42), Purdue (3/30/19)
- **Scored 40 points:** Carsen Edwards (42), Purdue (3/30/19)
- **Scored 50 points:** Len Chappell (50), Wake (2/12/62)
- **Two players with 20 points:** Andrew White (23) and Tyus Battle (23) at Syracuse (2/4/17)
- **Two players with 25 points:** RJ Barrett (30) and Zion Williamson (27) at Duke (1/19/19)
- **Three players with 20 points:** Jordan McRae (21), Jarnell Stokes (20), Josh Richardson (20), at Tennessee (12/30/13)
- **Two players with 30 points:** Trevor Powell (31) and Tony Smith (31), at Marquette (2/3/90)
- **No players scored in double figures:** Maine (11/27/19)
- **Five players scored in double figures:** Brandone Francis (17), Davide Moretti (15), Jarrett Culver (15), Tyler Edwards (12) and Matt Mooney (10) vs. Texas Tech (4/8/19)
- **Six players scored in double figures:** C.J. Harris (15), Ari Stewart (12), Travis McKie (12), J.T. Terrell (11), Ty Walker (11), Gary Clark (10), at Wake Forest (1/29/11)
- **Seven players scored in double figures:** Stanley Burrell (15), Drew Lavender (13), C.J. Anderson (12), B.J. Raymond (12), Josh Duncan (11), Charles Bronson (11), and Jason Love (10), at Xavier (1/3/08)
- **Double-Double:** Isaiah Mucias (16 points, 10 rebounds), Wake Forest (1/26/20)
- **Double-Double with points and assists:** Keifer Sykes (21 pts, 10 assts), at Green Bay (12/7/13)
- **Two players had a double-double:** Marvin Bagley III (30 pts, 14 rebs) & Wendell Carter Jr. (14 pts, 15 rebs), Duke (1/27/18)
- **Had 15 rebounds:** John Mooney (15), Notre Dame (2/16/19)
- **Had 20 rebounds:** Tim Duncan (23), Wake Forest (2/22/97)
- **Had 10 assists:** Keifer Sykes (10), at Green Bay (12/7/13)
- **5 Blocked Shots:** Gueye Mouhamadou (6), Stony Brook (12/18/19)
- **5 Steals:** Briante Weber (5), VCU (12/6/14)
- **Hit a last second shot to win a game:** Donte DiVincenzo, Villanova (12/31/16), tip-in at the end of regulation

OPPONENT TEAM

- **Shot less than 30 percent in a game:** 27.1% (13-48), Virginia Tech (1/4/20)
- **Shot less than 30 percent in a game (ACC):** 27.1% (13-48), Virginia Tech (1/4/20)
- **Shot 60 percent in a game:** 63.8% (37-58), at Xavier (1/3/08)
- **Shot 55 percent or better and lost:** 55.3% (26-47), Cleveland State (11/25/09)
- **Scored 100 pts:** 106, Washington (11/22/10)
- **Scored 90 pts in an ACC game:** 93, North Carolina (2/16/13)
- **Scored 60 pts in a half:** 60, at Miami, 2nd half (3/1/08)
- **Scored 50 pts in a half:** 53, vs. UMBC, 2nd half (3/16/18)
- **Scored under 10 pts in 1st half:** 7, at Pitt (2/24/18)
- **Scored under 20 pts in 1st half:** 17, vs. Virginia Tech (1/4/20)
- **Scored under 20 pts in 2nd half:** 19, vs. Syracuse (1/11/20)
- **Scored under 40 pts in a game:** 39, vs. Virginia Tech (1/4/20)
- **Had 25 assists:** 27, at Xavier (1/3/08)
- **Had 15 steals:** 15, VMI (11/16/08)
- **Had 10 blocks:** 10 at Maryland (3/5/11)
- **Failed to make a 3-pt FG:** Georgia Tech (1/22/15)

JOHN PAUL JONES ARENA RECORDS

VIRGINIA PLAYERS

Points:	40, J.R. Reynolds vs. Wake Forest, 1/21/07
Most 1st Half Points:	23, Sean Singletary vs. Virginia Tech, 1/16/08
Most 2nd Half Points:	26, Sylven Landesberg vs. Boston College, 2/4/09
Rebounds:	20, Mike Tobey vs. Louisville, 3/5/16
Field Goals:	13, Sylven Landesberg vs. Boston College, 2/4/09
Field Goal Attempts:	23, Sylven Landesberg vs. Boston College, 2/4/09
Field Goal Pct.:	1.000 (9-9), Mike Scott vs. Wake Forest, 2/8/12
3-Point Field Goals:	8, Mustapha Farrakhan vs. Howard, 1/4/11
3-Point FG Attempts:	12, Sean Singletary vs. Gonzaga, 1/3/07 12, Sean Singletary vs. Georgia Tech, 2/24/07
3-Point FG Pct.:	1.000 (5-5), Malcolm Brogdon vs. Boston College, 2/3/16 1.000 (5-5), Justin Anderson vs. Tennessee State, 11/25/14 1.000 (4-4), De'Andre Hunter vs. Coppin State, 11/16/18 1.000 (4-4), London Perrantes vs. Miami, 2/26/14 1.000 (4-4), Joe Harris vs. Hampton, 11/26/13
Free Throws Made:	14, Sean Singletary vs. Hampton, 12/16/06 14, Sylven Landesberg vs. Florida State, 1/24/09
Free Throw Attempts:	16, Sean Singletary vs. Hampton, 12/16/06
FT Pct.:	1.000 (14-14), Sylven Landesberg vs. Florida State, 1/24/09 1.000 (12-12), Malcolm Brogdon vs. Villanova, 12/19/15
Assists:	12 by Ty Jerome vs. Virginia Tech, 1/15/19
Steals:	7, Sean Singletary vs. NC State, 2/24/08
Blocks:	5, 8x, last by Jay Huff vs. Columbia, 11/16/19

VIRGINIA TEAM

Most Points:	108 vs. Gonzaga, 1/3/07
Fewest Points:	38 vs. Wisconsin, 12/4/13
Most 1st Half:	.60 vs. Gonzaga, 1/3/07
Fewest 1st Half:	.15 vs. Iowa State, 12/30/10
Most 2nd Half:	.57 vs. Arizona, 11/12/06
Fewest 2nd Half:	.15 vs. Duke, 2/16/11
Rebounds:	54 vs. UMES, 11/26/06
Field Goals:	.43 vs. VMI, 11/16/08
Field Goal Attempts:	82 vs. UNC, 1/15/09
Field Goal Pct.:	.667 (32-48) vs. Howard, 1/4/11
3-Pt. FG:	.18 vs. Gonzaga, 1/3/07
3-Pt. FG Attempts:	38 vs. Virginia Tech, 2/10/18
3-Point FG Pct.:	.727 (8-11) vs. North Texas, 11/20/12
Free Throws:	.39 vs. Maryland, 1/16/07
FT Attempted:	.49 vs. Maryland, 1/16/07
Fewest FT Attempted:	0 vs. Wisconsin, 11/27/17
Free Throw Pct.:	1.000 (19-19) vs. Winthrop, 11/15/11
Assists:	24 vs. Howard, 11/14/07 24 vs. VMI, 11/16/08
Steals:	16 vs. NC State, 2/24/08
Blocks:	12 vs. Longwood, 2/13/07
Most Turnovers:	21 vs. Longwood, 12/7/07 21 vs. Hampton, 12/19/07
Fewest Turnovers:	2 vs. Louisville, 2/7/15

MISCELLANEOUS

Biggest Comeback:	19 points vs. Arizona, 11/12/06
Biggest Lead Given up in a Loss:	14 points vs. Bradley, 3/26/08
Largest Lead:	59 vs. Coppin State, 11/16/18 57 points vs. Grambling State, 11/22/16
Biggest Deficit:	38 points vs. Clemson, 2/7/08
Largest Margin of Victory:	57 vs. Coppin State, 11/16/18 56 points vs. Grambling State, 11/22/16
Largest Margin of Defeat:	31 points vs. Clemson, 2/7/08
Overtime Games (Record):	10 (4-6); Last: 63-55 loss vs. Syracuse, 1/11/20

OPPONENT PLAYERS

Points:	32, 3x last by DeWayne Jackson, Morgan State, 12/19/12
Most 1st Half Points:	19, DeWayne Jackson, Morgan State, 12/19/12
Most 2nd Half Points:	28, Tabor Battle, Penn State, 11/30/09
Rebounds:	16, 2x last by Jamelle Hagins, Delaware, 11/13/12
Field Goals:	13, Elijah Millsap, UAB, 12/30/09
Field Goal Attempts:	24, Malcolm Delaney, Virginia Tech, 1/28/10
Field Goal Pct.:	.875 (7-8), Ahmed Grant, UNC Wilmington, (1/18/10)
3-Point Field Goals:	8, K.C. Rivers, Clemson, 2/7/08
3-Pt. FG Attempts:	15, Malcolm Delaney, Virginia Tech, 2/19/11
3-Pt. FG Pct.:	1.000 (5-5), Tony Dukes, USC Upstate, 11/15/10
Free Throws Made:	15, Tyler Hansbrough, North Carolina, 1/15/09
FT Attempted:	17, Tyler Hansbrough, North Carolina, 1/15/09
FT Pct.:	1.000 (8-8), Tyrese Rice, Boston College, 2/4/09 1.000 (8-8), Sean Mosley, Maryland, 3/6/10 1.000 (7-7), Roy Devyn Marble, Iowa, 3/27/13
Assists:	11, Cliff Hammonds, Clemson, 2/7/08
Steals:	.5, Jon Scheyer, Duke, 2/28/10
Blocks:	.6, 2x last by Gueye Mouhamadou, Stony Brook, 12/18/19

OPPONENT TEAM

Most Points:	97, VMI, 11/16/08
Fewest Points:	26, Maine, 11/27/19
Most 1st Half:	.50, North Carolina, 1/15/09
Fewest 1st Half:	.8, Harvard, 12/21/14
Most 2nd Half:	.61, Gonzaga, 1/3/07
Fewest 2nd Half:	.11, JMU, 11/10/19
Rebounds:	48, North Carolina, 2/25/12
Field Goals:	.37, VMI, 11/16/08
Field Goal Attempts:	79, VMI, 11/16/08
Field Goal Pct.:	.566 (30-53) Liberty, 11/25/08
3-Pt. FG:	16, Clemson, 2/7/08
3-Pt. FG Attempts:	39, Hartford, 12/30/07
3-Point FG Pct.:	.619 (13-21) Duke, 2/9/19
Free Throws:	26, Boston College, 2/4/09
FT Attempted:	31, Boston College, 2/4/09
Free Throw Pct.:	1.000 (15-15) Iowa, 3/27/13
Assists:	22, Clemson, 2/7/08
Steals:	15, VMI, 11/16/08
Blocks:	10, Radford, 11/21/08 10, North Carolina, 1/15/09
Most Turnovers:	25, NC State, 2/24/08
Fewest Turnovers:	4, Clemson, 1/31/12

RECORD AT JOHN PAUL JONES ARENA

2006-07 to present	235 games - 190-45 (.809)
--------------------	---------------------------

LONGEST WINNING STREAKS

24 games from 2/7/15 vs. Louisville through 11/30/16 vs. Ohio State
21 games from 12/21/13 vs. Northern Iowa through 1/22/15 vs. Georgia Tech

LONGEST ACC WINNING STREAK

21 games from 1/6/13 vs. North Carolina through 1/22/15 vs. Georgia Tech
--

LONGEST LOSING STREAK

4 games from 2/6/10 vs. Wake Forest through 3/6/10 vs. Maryland



KIHEI CLARK

Guard • 5-9 • 163
Sophomore
Woodland Hills, Calif. • Taft Charter

2019-20 HIGHLIGHTS

- Bob Cousy Award Watch List
- Recorded first career double-double with 10 points and career-high 11 rebounds, and added seven assists in a career-high 40 minutes at Syracuse (11/6/19)
- Dished out six assists against JMU (11/10/19)
- Scored 10 points with five assists and a block against Columbia (11/16/19)
- Scored career-high 15 points with a career-high five field goals against Vermont (11/19/19)
- Went 8-for-8 from the free throw line to finish with 14 points and had six assists and five rebounds against UMass (11/23/19)
- Finished with nine points, with a career-high three 3-pointers, and added five assists and a season-high three steals vs. Maine (11/27/19)
- Scored seven points, had six assists and matched career-high with three steals in a win vs. UNC (12/8/19)
- Scored 14 points with six assists and matched a career-high with five field goals vs. Stony Brook (12/18/19)
- Recorded a career-high 13 assists vs. Navy (12/29/19)
- Scored career-high 18 points and added six assists vs. Virginia Tech (1/4/20)
- Had 12 points, going 6-for-6 from the free throw line, at Boston College (1/7/20)
- Scored 13 points, including 3 3-pointers, with six rebounds and nine assists vs. Syracuse (1/11/20)
- Dished out seven assists and had three steals in 40 minutes at Georgia Tech (1/18/20)
- Scored 13 points with eight rebounds and seven assists at Wake Forest (1/26/20)
- Scored 15 points, added four assists, and was a perfect 7-7 from the free throw line against Florida State (1/28/20)

2019-20 GAME-BY-GAME

Opponent	GP	GS	FG	3FG	FT	O-D	Reb	A	TO	Blk	Stl	PF	Min	Pts
Syracuse	1-1	3-9	2-8	2-2	0-11	11	7	3	0	1	0	40	10	
JMU	2-2	2-7	1-5	0-0	1-2	3	6	3	0	2	0	28	5	
Columbia	3-3	4-9	2-3	0-0	0-3	3	5	1	1	0	1	30	10	
Vermont	4-4	5-7	3-4	2-3	0-3	3	4	2	1	0	4	32	15	
UMass	5-5	3-10	0-2	8-8	0-5	5	6	3	0	0	4	35	14	
Arizona State	6-6	2-10	0-2	0-0	1-4	5	2	3	0	0	2	38	4	
Maine	7-7	3-7	3-4	0-0	0-3	3	5	1	0	3	1	33	9	
Purdue	8-8	1-6	0-2	0-0	0-5	5	4	3	1	1	1	37	2	
North Carolina	9-9	1-8	0-2	5-7	0-3	3	6	3	0	3	0	38	7	
Stony Brook	10-10	5-10	2-4	2-2	0-5	5	6	6	0	0	1	39	14	
South Carolina	11-11	2-7	1-3	4-4	2-3	5	7	7	0	1	2	39	9	
Navy	12-12	4-8	2-4	0-0	0-4	4	13	2	0	0	2	39	10	
Virginia Tech	13-13	5-9	1-2	7-8	0-2	2	6	4	0	1	0	34	18	
Boston College	14-14	2-11	2-2	6-6	1-3	4	3	2	0	3	3	39	12	
Syracuse	15-15	4-14	3-9	2-2	0-6	6	9	4	0	1	3	45	13	
Florida State	16-16	4-12	0-2	0-0	0-1	1	5	9	0	2	2	38	8	
Georgia Tech	17-17	3-7	0-2	1-4	0-3	3	7	2	0	3	1	40	7	
NC State	18-18	3-9	0-1	4-4	2-5	7	5	3	0	0	3	37	10	
Wake Forest	19-19	4-11	0-4	5-5	2-6	8	7	4	0	2	1	42	13	
Florida State	20-20	4-12	0-4	7-7	1-3	4	4	4	0	1	1	38	15	

CAREER HIGHS

Points	18 vs. Virginia Tech (1/4/20)
FGs	5, 3x - last vs. Virginia Tech (1/4/20)
3FGs	3, 5x - last vs. Syracuse (1/11/20)
FTs	8 vs. UMass (11/23/19)
Rebounds	11 at Syracuse (11/6/19)
Assists	13 vs. Navy (12/29/19)
Turnovers	9 at Florida State (1/15/20)
Blocks	1, 3x - last at Purdue (12/4/19)
Steals	3, 6x - last at Georgia Tech (1/18/20)
Minutes	45 vs. Syracuse (1/11/20)

SEASON HIGHS

Points	18 vs. Virginia Tech (1/4/20)
FGs	5, 3x - last vs. Virginia Tech (1/4/20)
3FGs	3, 3x - last vs. Syracuse (1/11/20)
FTs	8 vs. UMass (11/23/19)
Rebounds	11 at Syracuse (11/6/19)
Assists	13 vs. Navy (12/29/19)
Turnovers	9 at Florida State (1/15/20)
Blocks	1, 3x - last at Purdue (12/4/19)
Steals	3, 4x - last at Georgia Tech (1/18/20)
Minutes	45 vs. Syracuse (1/11/20)

CAREER STATISTICS

Year	G-GS	Min-Avg.	FG-FGA	Pct.	3FG-3FGA	Pct.	FT-FTA	Pct.	Off-Def.	Reb-Avg.	PF-DQ	Ast	TO	Blk	Stl	Pts-Avg
2018-19	38-20	1018-26.8	55-157	.350	29-85	.341	33-40	.825	16-73	89-2.3	52-0	97	39	0	28	172-4.5
2019-20	20-20	741-37.0	64-183	.350	22-69	.319	55-62	.887	10-80	90-4.5	32-0	117	69	3	24	205-10.3
TOTAL	58-40	1759-30.3	119-340	.350	51-154	.331	88-102	.863	26-153	179-3.1	84-0	214	108	3	52	377-6.5

CAREER ACC STATISTICS

Year	G-GS	Min-Avg.	FG-FGA	Pct.	3FG-3FGA	Pct.	FT-FTA	Pct.	Off-Def.	Reb-Avg.	PF-DQ	Ast	TO	Blk	Stl	Pts-Avg
2018-19	18-8	433-24.1	21-62	.339	13-35	.371	7-9	.778	7-30	37-2.1	19-0	38	16	0	11	62-3.4
2019-20	10-10	391-39.1	33-102	.324	8-36	.222	39-45	.867	6-43	49-4.9	14-0	59	38	0	17	113-11.3
TOTAL	28-18	824-29.4	54-164	.329	21-71	.296	46-54	.852	13-73	86-3.1	33-0	97	54	0	28	175-6.3



2 BRAXTON KEY

Guard • 6-8 • 230

Senior

Charlotte, N.C. • Oak Hill Academy [Alabama]

2019-20 HIGHLIGHTS

- Grabbed 10 rebounds and had seven points at Syracuse (11/6/19)
- Recorded first career double-double with 14 points and 10 rebounds against JMU (11/10/19)
- Scored nine points with team-high nine rebounds against Columbia (11/16/19)
- Scored 14 points in a career-high 38 minutes vs. Vermont (11/19/19)
- Led the team with 16 points along with seven rebounds and season-high three steals against UMass (11/23/19)
- Had a team-high eight rebounds against Arizona State (11/24/19)
- Missed three games due to wrist injury
- Returned to action vs. Stony Brook (12/18/19)
- Scored 15 points against Navy (12/29/19)
- Scored a season-high 18 points and added 10 rebounds against Virginia Tech (1/4/20)
- Had team-high 16 points and eight rebounds at Boston College (1/7/20)
- Matched career-high with 11 rebounds vs. Syracuse (1/11/20)
- Scored 10 points with a season-high six assists at Georgia Tech (1/18/20)
- Scored 13 points and added nine rebounds against Florida State (1/28/20)

2019-20 GAME-BY-GAME

Opponent	GP	GS	FG	3FG	FT	O-D	Reb	A	TO	Blk	Stl	PF	Min	Pts
Syracuse	1-1	3-10	0-5	1-2	1-9	10	2	2	0	2	2	33	7	
JMU	2-2	5-8	2-3	2-2	3-7	10	2	1	0	1	0	29	14	
Columbia	3-3	4-7	0-1	1-3	4-5	9	0	0	0	1	0	21	9	
Vermont	4-4	4-7	2-5	4-5	1-5	6	4	4	1	0	3	38	14	
UMass	5-5	7-11	0-2	2-3	2-5	7	0	1	0	3	2	38	16	
Arizona State	6-6	1-7	0-1	0-0	1-7	8	2	3	1	1	2	38	2	
Maine	DNP													
Purdue	DNP													
North Carolina	DNP													
Stony Brook	7-6	0-1	0-1	0-2	1-0	1	0	0	0	0	0	7	0	
South Carolina	8-6	2-4	1-1	3-5	2-3	5	2	3	2	2	3	29	8	
Navy	9-7	7-11	0-3	1-1	0-4	4	2	2	1	3	2	36	15	
Virginia Tech	10-8	8-12	2-4	0-0	1-9	10	0	0	1	2	2	32	18	
Boston College	11-9	5-12	0-3	6-7	0-8	8	2	2	0	2	1	39	16	
Syracuse	12-10	3-11	1-5	0-0	2-9	11	1	1	0	4	3	39	7	
Florida State	13-11	4-10	0-4	1-2	0-2	2	1	1	0	1	3	36	9	
Georgia Tech	14-12	5-10	0-2	0-4	3-3	6	6	2	0	2	1	39	10	
NC State	15-13	3-11	0-1	2-2	3-5	8	0	1	0	1	2	27	8	
Wake Forest	16-14	2-16	0-4	3-9	4-4	8	1	2	0	3	0	42	7	
Florida State	17-15	4-9	0-0	5-7	0-9	9	1	3	1	0	1	37	13	

CAREER HIGHS

Points	26 at Georgia (1/26/17) *
FGs	8, 2x - last vs. Virginia Tech (1/4/20)
3FGs	3, 3x - last at Georgia (1/26/17) *
FTs	10 vs. Mississippi State (1/28/17) *
Rebounds	11, 2x - last vs. Syracuse (1/11/20)
Assists	7 vs. LSU (2/8/17) *
Turnovers	5, 7x - last vs. Richmond (3/14/17) *
Blocks	2, 14x - last vs. South Carolina (12/22/19)
Steals	4, 3x - last vs. Syracuse (1/11/20)
Minutes	42 at Wake Forest (1/26/20)

* - at Alabama

SEASON HIGHS

Points	18 vs. Virginia Tech (1/4/20)
FGs	8 vs. Virginia Tech (1/4/20)
3FGs	2, 3x - last vs. Virginia Tech (1/4/20)
FTs	6 at Boston College (1/7/20)
Rebounds	11, 2x - last vs. Syracuse (1/11/20)
Assists	6 at Georgia Tech (1/18/20)
Turnovers	4 vs. Vermont (11/19/19)
Blocks	2 vs. South Carolina (12/22/19)
Steals	4, 3x - last vs. Syracuse (1/11/20)
Minutes	42 at Wake Forest (1/26/20)

CAREER STATISTICS

Year	G-GS	Min-Avg.	FG-FGA	Pct.	3FG-3FGA	Pct.	FT-FTA	Pct.	Off-Def.	Reb-Avg.	PF-DQ	Ast	TO	Blk	Stl	Pts-Avg
2016-17	34-30	1012-29.8	139-321	.433	32-97	.330	97-153	.634	54-139	193-5.7	86-0	86	106	21	21	407-12.0
2017-18	26-17	656-25.2	65-159	.409	16-64	.250	36-54	.667	37-101	138-5.3	51-0	48	46	11	27	182-7.0
2018-19	38-6	753-19.8	74-171	.433	18-59	.305	49-67	.731	50-150	200-5.3	66-0	38	28	21	36	215-5.7
2019-20	17-15	562-33.1	67-157	.427	8-45	.178	31-54	.574	30-95	125-7.4	27-0	26	28	7	28	173-10.2
TOTAL	115-68	2983-25.9	345-808	.427	74-265	.279	213-328	.649	171-485	656-5.7	230-0	198	208	60	112	977-8.5

CAREER ACC STATISTICS

Year	G-GS	Min-Avg.	FG-FGA	Pct.	3FG-3FGA	Pct.	FT-FTA	Pct.	Off-Def.	Reb-Avg.	PF-DQ	Ast	TO	Blk	Stl	Pts-Avg
2018-19	18-1	385-21.4	38-96	.396	10-34	.294	27-36	.750	23-77	100-5.6	28-0	22	15	15	15	113-6.3
2018-19	9-9	324-36.0	37-101	.366	3-28	.107	18-33	.545	14-58	72-8.0	15-0	14	14	2	17	95-10.6
TOTAL	27-10	709-26.3	75-197	.381	13-62	.210	45-69	.652	37-135	172-6.4	43-0	36	29	17	32	208-7.7



4 JUSTIN MCKOY

Forward • 6-8 • 221
Freshman
Cary, N.C. • Panther Creek

2019-20 HIGHLIGHTS

- Made collegiate debut at Syracuse (11/6/19)
- Scored first collegiate basket and finished with four points vs. JMU (11/10/19)
- Went 3-for-3 from the field for career-high six points at Purdue (12/4/19)
- Played a career-high 17 minutes and finished with four points and a career-high five rebounds against North Carolina (12/8/19)

2019-20 GAME-BY-GAME

Opponent	GP-GS	FG	3FG	FT	O-D	Reb	A	TO	Blk	Stl	PF	Min	Pts
Syracuse	1-0	0-0	0-0	0-0	0-0	0	0	1	0	0	0	3	0
JMU	2-0	2-4	0-0	0-0	0-2	2	0	1	0	0	2	12	4
Columbia	3-0	0-2	0-0	0-0	0-0	0	0	1	0	0	0	12	0
Vermont	4-0	0-0	0-0	0-0	0-1	1	0	0	1	0	0	4	0
UMass	5-0	0-2	0-0	0-0	0-0	0	0	0	0	0	0	3	0
Arizona State	6-0	0-0	0-0	0-0	0-1	1	0	0	0	0	0	4	0
Maine	7-0	0-1	0-0	0-0	0-3	3	0	0	0	0	2	15	0
Purdue	8-0	3-3	0-0	0-0	1-0	1	0	0	0	0	1	12	6
North Carolina	9-0	0-0	0-0	4-6	3-2	5	0	0	0	1	3	17	4
Stony Brook	DNP												
South Carolina	DNP												
Navy	DNP												
Virginia Tech	10-0	0-1	0-0	0-0	0-0	0	0	0	0	0	0	2	0
Boston College	12-0	0-0	0-0	0-0	1-0	1	1	0	0	0	2	11	0
Syracuse	13-0	0-0	0-0	0-0	0-1	1	0	0	0	0	1	2	0
Florida State	DNP												
Georgia Tech	DNP												
NC State	DNP												
Wake Forest	14-0	0-0	0-0	0-0	0-0	0	0	0	0	0	0	4	0
Florida State	DNP												

CAREER/SEASON HIGHS


Points	6 at Purdue (12/4/19)
FGs	3 at Purdue (12/4/19)
3FGs	-
FTs	4 vs. North Carolina (12/8/19)
Rebounds	5 vs. North Carolina (12/8/19)
Assists	-
Turnovers	1, 2x - last vs. JMU (11/10/19)
Blocks	1 vs. Vermont (11/19/19)
Steals	1 vs. North Carolina (12/8/19)
Minutes	17 vs. North Carolina (12/8/19)

CAREER STATISTICS

Year	G-GS	Min-Avg.	FG-FGA	Pct.	3FG-3FGA	Pct.	FT-FTA	Pct.	Off-Def.	Reb-Avg.	PF-DQ	Ast	TO	Blk	Stl	Pts-Avg
2019-20	14-0	103-7.4	5-13	.385	0-0	.000	4-6	.667	5-10	15-1.1	11-0	1	3	1	1	14-1.0
TOTAL	14-0	103-7.4	5-13	.385	0-0	.000	4-6	.667	5-10	15-1.1	11-0	1	3	1	1	14-1.0

CAREER ACC STATISTICS

Year	G-GS	Min-Avg.	FG-FGA	Pct.	3FG-3FGA	Pct.	FT-FTA	Pct.	Off-Def.	Reb-Avg.	PF-DQ	Ast	TO	Blk	Stl	Pts-Avg
2019-20	6-0	39-6.5	0-1	.000	0-0	.000	4-6	.667	4-3	7-1.2	6-0	1	1	0	1	4-0.7
TOTAL	6-0	39-6.5	0-1	.000	0-0	.000	4-6	.667	4-3	7-1.2	6-0	1	1	0	1	4-0.7



13 CASEY MORSELL

Guard • 6-3 • 195

Freshman

Fort Washington, Md. • St. John's College

2019-20 HIGHLIGHTS

- Made collegiate debut at Syracuse (11/6/19)
- First true freshman to start season-opener at UVA since Taylor Barnette, Justin Anderson and Mike Tobey at George Mason (Nov. 9, 2012)
- Played a career-high 28 minutes against Vermont (11/19/19)
- Had career-high six rebounds and three assists against UMass (11/23/19)
- Named to Air Force Reserve All-Tournament Team after scoring career-high 19 points in title game against Arizona State (11/24/19)
- Scored 10 points vs. Navy (12/29/19)
- Had nine points against NC State (1/20/20)

2019-20 GAME-BY-GAME

Opponent	GP-GS	FG	3FG	FT	O-D	Reb	A	TO	Blk	Stl	PF	Min	Pts
Syracuse	1-1	1-6	1-6	0-0	1-1	2	1	2	1	0	2	26	3
JMU	2-2	0-9	0-5	0-0	0-3	3	1	2	1	0	3	26	0
Columbia	3-2	1-6	0-3	0-2	0-3	3	1	1	0	1	1	24	2
Vermont	4-2	1-6	0-3	0-0	0-1	1	1	0	0	0	1	28	2
UMass	5-3	2-9	1-4	0-0	2-4	6	3	2	0	1	0	38	5
Arizona State	6-4	7-12	1-5	4-4	1-1	2	1	2	0	2	3	38	19
Maine	7-5	1-8	0-4	2-2	0-2	2	0	2	0	1	2	35	4
Purdue	8-6	3-8	1-6	0-0	0-4	4	2	3	0	0	3	36	7
North Carolina	9-7	2-9	1-5	0-0	0-2	2	1	1	0	1	2	24	5
Stony Brook	10-8	1-7	0-3	0-0	0-0	0	1	0	0	2	1	20	2
Souh Carolina	11-9	2-6	1-4	1-1	0-1	1	2	2	0	0	3	18	6
Navy	12-9	3-9	2-6	2-2	0-0	0	0	0	0	0	3	24	10
Virginia Tech	13-10	2-7	1-4	0-0	0-1	1	0	1	0	1	3	32	5
Boston College	14-11	0-4	0-1	0-0	1-0	1	0	0	0	1	1	12	0
Syracuse	15-11	0-3	0-1	0-0	0-1	1	1	0	0	0	2	9	0
Florida State	16-12	2-6	0-2	0-0	1-0	1	0	1	0	1	1	19	4
Georgia Tech	17-12	0-0	0-0	0-0	0-1	1	0	0	0	0	1	4	0
NC State	18-12	4-9	1-3	0-0	0-5	5	1	1	1	1	2	32	9
Wake Forest	19-12	1-7	0-5	0-0	1-1	2	1	1	0	1	4	27	2
Florida State	20-13	1-2	0-0	1-1	0-1	1	0	1	0	0	2	21	3

CAREER/SEASON HIGHS

Points	19 vs. Arizona St. (11/24/19)
FGs	7 vs. Arizona St. (11/24/19)
3FGs	1, 7x - last vs. NC State (1/20/20)
FTs	4 vs. Arizona St. (11/24/19)
Rebounds	6 vs. UMass (11/23/19)
Assists	3 vs. UMass (11/23/19)
Turnovers	3 at Purdue (12/4/19)
Blocks	1, 3x - last vs. NC State (1/20/20)
Steals	2, 2x - last vs. Stony Brook (12/18/19)
Minutes	38, 2x - last vs. Arizona St. (11/24/19)

CAREER STATISTICS

Year	G-GS	Min-Avg.	FG-FGA	Pct.	3FG-3FGA	Pct.	FT-FTA	Pct.	Off-Def.	Reb-Avg.	PF-DQ	Ast	TO	Blk	Stl	Pts-Avg
2019-20	20-13	494-24.7	34-133	.256	10-70	.143	10-12	.833	7-32	39-2.0	40-0	17	22	3	13	88-4.4
TOTAL	20-13	494-24.7	34-133	.256	10-70	.143	10-12	.833	7-32	39-2.0	40-0	17	22	3	13	88-4.4

CAREER ACC STATISTICS

Year	G-GS	Min-Avg.	FG-FGA	Pct.	3FG-3FGA	Pct.	FT-FTA	Pct.	Off-Def.	Reb-Avg.	PF-DQ	Ast	TO	Blk	Stl	Pts-Avg
2019-20	10-6	206-20.6	13-53	.245	4-27	.148	1-1	1.000	4-13	17-1.7	20-0	5	8	2	6	31-3.1
TOTAL	10-6	206-20.6	13-53	.245	4-27	.148	1-1	1.000	4-13	17-1.7	20-0	5	8	2	6	31-3.1



22 FRANCISCO CAFFARO

Center • 7-0 • 244

Redshirt Freshman

El Trebo, Santa Fe, Argentina • NBA Global Academy

2019-20 HIGHLIGHTS

- Missed first part of season due to injury
- Scored three points in collegiate debut vs. Columbia (11/16/19)
- Had career-high two rebounds at Purdue (12/4/19)
- Scored a career-high 10 points with a career-high seven rebounds and one block in a career-high 21 minutes vs. North Carolina (12/8/19)
- Recorded first career start vs. Stony Brook (12/18/19)
- Scored six points in 10 minutes against NC State (1/20/20)

2019-20 GAME-BY-GAME

Opponent	GP-GS	FG	3FG	FT	O-D	Reb	A	TO	Blk	Stl	PF	Min	Pts
Syracuse	DNP												
JMU	DNP												
Columbia	1-0	1-1	0-0	1-2	0-0	0	0	2	0	1	2	7	3
Vermont	DNP												
UMass	2-0	0-0	0-0	0-0	0-0	0	0	0	0	0	1	2	0
Arizona State	DNP												
Maine	3-0	0-0	0-0	0-0	0-0	0	0	2	1	1	1	8	0
Purdue	4-0	0-0	0-0	0-0	1-1	2	0	0	0	0	2	7	0
North Carolina	5-0	4-5	0-0	2-5	2-5	7	0	0	1	0	1	21	10
Stony Brook	6-1	0-2	0-0	0-0	3-0	3	0	1	0	0	0	14	0
South Carolina	7-2	0-0	0-0	0-0	1-0	1	0	0	0	0	1	9	0
Navy	DNP												
Virginia Tech	DNP												
Boston College	8-2	0-0	0-0	0-0	0-0	0	0	0	0	0	1	4	0
Syracuse	9-2	0-1	0-0	0-0	0-0	0	0	0	0	0	0	2	0
Florida State	DNP												
Georgia Tech	DNP												
NC State	10-2	2-2	0-0	2-3	0-0	0	0	0	0	0	1	10	6
Wake Forest	11-2	1-1	0-0	1-1	2-2	4	0	2	1	0	4	9	3
Florida State	12-2	0-1	0-0	0-0	0-2	2	0	0	0	0	0	8	0

CAREER/SEASON HIGHS


Points	10 vs. North Carolina (12/8/19)
FGs	4 vs. North Carolina (12/8/19)
3FGs	-
FTs	2, 2x - last vs. NC State (1/20/20)
Rebounds	7 vs. North Carolina (12/8/19)
Assists	-
Turnovers	2, 2x - last vs. Maine (11/27/19)
Blocks	1, 2x - last vs. North Carolina (12/8/19)
Steals	1, 2x - last vs. Maine (11/27/19)
Minutes	21 vs. North Carolina (12/8/19)

CAREER STATISTICS

Year	G-GS	Min-Avg.	FG-FGA	Pct.	3FG-3FGA	Pct.	FT-FTA	Pct.	Off-Def.	Reb-Avg.	PF-DQ	Ast	TO	Blk	Stl	Pts-Avg
2019-20	12-2	101-8.4	8-13	.615	0-0	.000	6-11	.545	8-11	19-1.6	14-0	0	7	3	2	22-1.8
TOTAL	12-2	101-8.4	8-13	.615	0-0	.000	6-11	.545	8-11	19-1.6	14-0	0	7	3	2	22-1.8

CAREER ACC STATISTICS

Year	G-GS	Min-Avg.	FG-FGA	Pct.	3FG-3FGA	Pct.	FT-FTA	Pct.	Off-Def.	Reb-Avg.	PF-DQ	Ast	TO	Blk	Stl	Pts-Avg
2019-20	6-0	54-9.0	7-10	.700	0-0	.000	5-9	.556	4-9	13-2.2	7-0	0	2	2	0	19-3.2
TOTAL	6-0	54-9.0	7-10	.700	0-0	.000	5-9	.556	4-9	13-2.2	7-0	0	2	2	0	19-3.2



23 KODY STATTMANN

Guard • 6-7 • 200

Sophomore

Bentley Park, Queensland, Australia • St. Augustine's College

2019-20 HIGHLIGHTS

- Scored five points in 21 minutes at Syracuse (11/6/19)
- Finished with eight points and made first career start against JMU (11/10/19)
- Blocked career-high three shots against Columbia (11/16/19)
- Missed four games due to illness
- Returned to action at Purdue (12/4/19)
- Made a career-high three field goals with one three-pointer against North Carolina (12/8/19)
- Played career-high 34 minutes and matched career-highs in field goals, three-point field goals, and rebounds vs. Stony Brook (12/18/19)
- Scored a career-high 10 points and grabbed a career-high eight rebounds and matched career highs in field goals, three-point field goals, and assists against Virginia Tech (1/4/20)
- Scored career-high 11 points with seven rebounds at Boston College (1/7/20)
- Had career-high four assists vs. Syracuse (1/11/20)

2019-20 GAME-BY-GAME

Opponent	GP-GS	FG	3FG	FT	O-D	Reb	A	TO	Blk	Stl	PF	Min	Pts
Syracuse	1-0	2-4	1-3	0-0	1-2	3	2	1	1	0	0	21	5
JMU	2-1	2-9	0-6	4-4	1-1	2	0	2	1	2	2	31	8
Columbia	3-2	1-6	0-2	1-1	0-2	2	1	1	3	0	1	29	3
Vermont	DNP												
UMass	DNP												
Arizona State	DNP												
Maine	DNP												
Purdue	4-2	1-5	0-3	0-0	1-1	2	0	2	1	0	2	24	2
North Carolina	5-3	3-9	1-4	0-0	0-2	2	0	0	1	0	2	27	7
Stony Brook	6-4	3-9	1-4	0-0	0-4	4	2	1	0	1	2	34	7
South Carolina	7-5	2-3	2-3	0-0	1-3	4	2	0	0	1	3	22	6
Navy	8-6	0-0	0-0	0-2	0-1	1	0	0	0	0	0	16	0
Virginia Tech	9-7	4-10	1-4	1-2	3-5	8	2	1	0	1	2	33	10
Boston College	10-8	5-9	1-4	0-0	0-7	7	2	1	0	0	2	39	11
Syracuse	11-9	0-4	0-4	0-0	0-4	4	4	4	0	0	0	24	0
Florida State	12-10	0-2	0-1	0-0	0-1	1	0	2	0	0	0	17	0
Georgia Tech	13-10	1-4	1-3	0-0	0-0	0	0	0	0	0	1	19	3
NC State	14-10	1-4	0-0	0-0	2-2	4	0	0	0	0	0	20	2
Wake Forest	DNP												
Florida State	DNP												

CAREER HIGHS

Points	11 at Boston College (1/7/20)
FGs	5 at Boston College (1/7/20)
3FGs	1, 8x - at Boston College (1/7/20)
FTs	4, 3x - last vs. JMU (11/10/19)
Rebounds	8 vs. Virginia Tech (1/4/20)
Assists	4 vs. Syracuse (1/11/20)
Turnovers	2, 3x - last at Purdue (12/4/19)
Blocks	3 vs. Columbia (11/16/19)
Steals	2 vs. JMU (11/10/19)
Minutes	39 at Boston College (1/7/20)

SEASON HIGHS

Points	11 at Boston College (1/7/20)
FGs	5 at Boston College (1/7/20)
3FGs	1, 5x - last at Boston College (1/7/20)
FTs	4 vs. JMU (11/10/19)
Rebounds	8 vs. Virginia Tech (1/4/20)
Assists	4 vs. Syracuse (1/11/20)
Turnovers	2, 2x - last at Purdue (12/4/19)
Blocks	3 vs. Columbia (11/16/19)
Steals	2 vs. JMU (11/10/19)
Minutes	39 at Boston College (1/7/20)

CAREER STATISTICS

Year	G-GS	Min-Avg.	FG-FGA	Pct.	3FG-3FGA	Pct.	FT-FTA	Pct.	Off-Def.	Reb-Avg.	PF-DQ	Ast	TO	Blk	Stl	Pts-Avg
2018-19	18-0	73-4.1	9-21	.429	4-15	.267	8-9	.889	2-9	11-0.6	8-0	2	5	0	1	30-1.7
2019-20	14-10	355-25.4	25-78	.321	8-41	.195	6-9	.667	9-35	44-3.1	17-0	13	17	7	5	64-4.6
TOTAL	32-10	428-13.4	34-99	.343	12-56	.214	14-18	.778	11-44	55-1.7	25-0	15	22	7	6	94-2.9

CAREER ACC STATISTICS

Year	G-GS	Min-Avg.	FG-FGA	Pct.	3FG-3FGA	Pct.	FT-FTA	Pct.	Off-Def.	Reb-Avg.	PF-DQ	Ast	TO	Blk	Stl	Pts-Avg
2018-19	9-0	28-3.1	2-5	.400	2-4	.500	0-1	.000	0-5	5-0.6	4-0	0	3	0	0	6-0.7
2019-20	8-5	200-25.0	16-46	.348	5-23	.217	1-2	.500	6-23	29-3.6	7-0	10	9	2	1	38-4.8
TOTAL	17-5	228-13.4	18-51	.353	7-27	.259	1-3	.333	6-28	34-2.0	11-0	10	12	2	1	44-2.6



25 MAMADI DIAKITE

Forward • 6-9 • 224
Redshirt Senior
Conakry, Guinea, Africa • Blue Ridge School (Va.)

2019-20 HIGHLIGHTS

- Karl Malone Award Watch List
- Naismith Trophy Player of the Year watch list
- NABC Division I Player of the Year preseason watch list
- Wooden Award Preseason Top 50 List
- Oscar Robertson Award watch list
- Preseason All-ACC
- Scored team-high 12 points and had six rebounds and two blocks at Syracuse (11/6/19)
- Had career-highs with 19 points and 13 rebounds for first career double-double against JMU (11/10/19)
- Finished with 13 points and eight rebounds in 20 minutes against Columbia (11/16/19)
- Made career-high three three-pointers and matched his career high with 19 points against Vermont (11/19/19)
- Air Force Reserve All-Tournament Team
- Matched team-high with eight rebounds against UMass (11/23/19)
- Scored 15 points against Arizona State in Air Force Reserve title game
- Scored 15 points with 7 rebounds against Maine (11/27/19)
- Went 5-5 from the free throw line and scored 12 points with one three-pointer vs. North Carolina (12/8/19)
- Played a season-high 37 minutes and matched a season high with two blocks against Stony Brook (12/18/19)
- Recorded a career-high in points (21) and free throws (9) vs. South Carolina (12/22/19)
- Went 7-of-10 from the floor for 16 points at Wake Forest (1/26/20)
- Matched a career-high with three three-point field goals and scored 19 points with nine rebounds against Florida State (1/28/20)

2019-20 GAME-BY-GAME

Opponent	GP	GS	FG	3FG	FT	O-D	Reb	A	TO	Blk	Stl	PF	Min	Pts
Syracuse	1-1	6-10	0-0	0-0	4-2	6	1	2	2	1	1	34	12	
JMU	2-2	8-16	1-3	2-4	3-10	13	0	0	2	1	1	29	19	
Columbia	3-3	4-10	1-3	4-6	3-5	8	0	2	0	1	1	20	13	
Vermont	4-4	8-15	3-3	0-0	0-6	6	0	1	1	1	1	35	19	
UMass	5-5	2-5	0-1	0-1	2-6	8	0	1	0	1	2	21	4	
Arizona State	6-6	5-13	2-4	3-3	2-1	3	1	1	2	1	2	36	15	
Maine	7-7	6-13	1-2	2-2	0-7	7	0	3	1	2	1	33	15	
Purdue	8-8	4-10	1-5	1-4	0-5	5	0	4	1	1	1	36	10	
North Carolina	9-9	3-7	1-1	5-5	2-1	3	1	6	1	1	5	28	12	
Stony Brook	10-10	4-9	0-0	5-6	1-5	6	1	0	2	0	0	37	13	
South Carolina	11-11	6-13	0-3	9-11	1-4	5	0	3	2	2	2	38	21	
Navy	12-12	4-8	1-1	4-5	2-6	8	1	3	1	1	2	28	13	
Virginia Tech	13-13	3-9	0-2	0-0	1-9	10	3	0	0	0	0	34	6	
Boston College	14-14	3-6	0-1	3-5	4-3	7	1	3	2	0	3	24	9	
Syracuse	15-15	5-13	1-3	2-2	2-6	8	0	2	1	0	4	37	13	
Florida State	16-16	6-8	0-1	4-6	2-4	6	1	3	2	2	5	32	16	
Georgia Tech	17-17	6-14	0-1	5-6	2-4	6	0	5	2	0	3	32	17	
NC State	18-18	2-5	1-2	3-4	0-7	7	0	2	3	1	2	31	8	
Wake Forest	19-19	7-10	0-1	2-4	5-2	7	1	1	0	0	1	37	16	
Florida State	20-20	6-10	3-3	4-4	2-7	9	1	2	1	0	3	37	19	

CAREER HIGHS

Points	21 vs. South Carolina (12/22/19)
FGs	9 at Boston College (1/9/19)
3FGs	3, 2x - last vs. Florida State (1/28/20)
FTs	9 vs. South Carolina (12/22/19)
Rebounds	13 vs. JMU (11/10/19)
Assists	3 vs. Virginia Tech (1/4/20)
Turnovers	6 vs. North Carolina (12/8/19)
Blocks	5 vs. Auburn (4/6/19)
Steals	3 vs. Marshall (12/31/18)
Minutes	42 vs. Purdue (3/30/19)

SEASON HIGHS


Points	21 vs. South Carolina (12/22/19)
FGs	8, 2x - last vs. Vermont (11/19/19)
3FGs	3, 2x - last vs. Florida State (1/28/20)
FTs	9 vs. South Carolina (12/22/19)
Rebounds	13 vs. JMU (11/10/19)
Assists	3 vs. Virginia Tech (1/4/20)
Turnovers	6 vs. North Carolina (12/8/19)
Blocks	3 vs. NC State (1/20/20)
Steals	2, 3x - last at Florida State (1/15/20)
Minutes	37, 4x - last vs. Florida State (1/28/20)

CAREER STATISTICS

Year	G-GS	Min-Avg.	FG-FGA	Pct.	3FG-3FGA	Pct.	FT-FTA	Pct.	Off-Def.	Reb-Avg.	PF-DQ	Ast	TO	Blk	Stl	Pts-Avg
2016-17	32-1	449-14.0	50-92	.543	3-11	.273	18-33	.545	28-54	82-2.6	75-2	6	13	39	8	121-3.8
2017-18	34-0	532-15.6	75-130	.577	0-0	.000	32-41	.780	31-70	101-3.0	74-1	5	26	16	15	182-5.4
2018-19	38-22	829-21.8	121-220	.550	5-17	.294	35-50	.700	56-112	168-4.4	81-0	12	34	63	17	282-7.4
2019-20	20-20	640-32.0	98-204	.480	16-40	.400	58-78	.744	38-100	138-6.9	40-2	12	44	25	16	270-13.5
TOTAL	124-43	2450-19.8	344-646	.533	24-68	.353	143-202	.708	153-336	489-3.9	270-5	35	117	143	56	855-6.9

CAREER ACC STATISTICS

Year	G-GS	Min-Avg.	FG-FGA	Pct.	3FG-3FGA	Pct.	FT-FTA	Pct.	Off-Def.	Reb-Avg.	PF-DQ	Ast	TO	Blk	Stl	Pts-Avg
2016-17	18-0	242-13.4	19-34	.559	0-4	.000	12-21	.571	12-27	39-2.2	42-1	5	8	18	5	50-2.8
2017-18	18-0	231-12.8	30-54	.556	0-0	.000	17-21	.810	7-32	39-2.2	34-0	4	13	8	8	77-4.3
2018-19	18-11	405-22.5	58-111	.523	2-6	.333	18-26	.692	31-51	82-4.6	39-0	5	17	37	6	136-7.6
2019-20	10-10	327-32.7	47-92	.511	6-15	.400	28-36	.778	24-45	69-6.9	27-2	9	26	14	5	128-12.8
TOTAL	64-21	1205-18.8	154-291	.529	8-25	.320	75-104	.721	74-155	229-3.6	142-3	23	64	77	24	391-6.1



30 JAY HUFF

Forward • 7-1 • 243
Redshirt Junior
Durham, N.C. • Voyager Academy

2019-20 HIGHLIGHTS

- Recorded first career double-double with 11 points and career-high 12 rebounds at Syracuse (11/6/19)
- Scored 11 points with seven rebounds, two blocks and two steals vs. JMU (11/10/19)
- Had 13 points, six rebounds and matched career-high with five blocks against Columbia (11/16/19)
- Recorded first career start and played career-high 32 minutes against Vermont (11/19/19)
- Scored 10 points with eight rebounds against UMass (11/23/19)
- Led team with 11 points with season-high two 3-pointers at Purdue (12/4/19)
- Matched season-high with 13 points and one three-pointer against Maine (11/27/19)
- Recorded four blocks vs. Navy (12/29/19)
- Matched career-high with 16 points and added 10 rebounds for second career double-double vs. Syracuse (1/11/20)
- Scored career-high 17 points with career-best six blocks at Georgia Tech (1/18/20)

2019-20 GAME-BY-GAME

Opponent	GP-GS	FG	3FG	FT	O-D	Reb	A	TO	Blk	Stl	PF	Min	Pts
Syracuse	1-0	5-6	0-0	1-2	2-10	12	1	2	0	0	1	29	11
JMU	2-0	5-6	0-0	1-4	3-4	7	2	1	2	2	1	27	11
Columbia	3-0	6-10	1-1	0-0	4-2	6	2	1	5	2	0	19	13
Vermont	4-1	4-7	0-2	1-3	3-4	7	1	1	0	1	1	32	9
UMass	5-1	5-8	0-2	0-0	3-5	8	0	1	1	0	2	26	10
Arizona State	6-1	2-2	1-1	0-0	2-5	7	0	2	2	0	2	25	5
Maine	7-1	5-8	1-4	2-3	2-3	5	0	1	1	0	1	24	13
Purdue	8-2	3-8	2-6	3-4	1-3	4	1	1	1	0	4	24	11
North Carolina	9-3	0-4	0-1	0-0	2-3	5	0	0	0	0	2	14	0
Stony Brook	10-3	5-10	0-1	2-2	3-4	7	0	2	1	1	1	23	12
South Carolina	11-4	3-3	0-0	0-1	1-4	5	1	1	0	0	0	21	6
Navy	12-4	4-6	1-1	0-0	1-3	4	1	0	4	0	3	23	9
Virginia Tech	13-4	1-2	0-1	0-0	1-2	3	2	2	1	0	3	12	2
Boston College	14-4	2-6	0-1	1-2	1-1	2	0	0	0	1	5	18	5
Syracuse	15-5	7-12	0-0	2-7	8-2	10	0	4	2	0	4	41	16
Florida State	16-5	2-2	0-0	0-0	0-7	7	0	1	0	0	0	24	4
Georgia Tech	17-6	7-10	1-1	2-2	5-3	8	2	1	6	0	3	34	17
NC State	18-7	3-6	1-4	1-2	2-2	4	0	1	2	0	3	22	8
Wake Forest	19-8	1-1	1-1	0-0	2-2	4	0	2	1	0	5	13	3
Florida State	20-8	1-2	0-1	1-2	1-5	6	2	0	2	0	4	26	3

CAREER HIGHS

Points	17 at Georgia Tech (1/18/20)
FGs	7, 3x - last at Georgia Tech (1/18/20)
3FGs	3 vs. Louisville (3/9/19)
FTs	6 vs. Marshall (12/31/18)
Rebounds	12 at Syracuse (11/6/19)
Assists	2, 7x - last vs. Florida State (1/28/20)
Turnovers	4 vs. Syracuse (1/11/20)
Blocks	6 at Georgia Tech (1/18/20)
Steals	3 vs. Pittsburgh (3/2/19)
Minutes	41 vs. Syracuse (1/11/20)

SEASON HIGHS

Points	17 at Georgia Tech (1/18/20)
FGs	7, 2x - last at Georgia Tech (1/18/20)
3FGs	2 at Purdue (12/4/19)
FTs	3 at Purdue (12/4/19)
Rebounds	12 at Syracuse (11/6/19)
Assists	2, 5x - last vs. Florida State (1/28/20)
Turnovers	4 vs. Syracuse (1/11/20)
Blocks	6 at Georgia Tech (1/18/20)
Steals	2, 2x - last vs. Columbia (11/16/19)
Minutes	41 vs. Syracuse (1/11/20)

CAREER STATISTICS

Year	G-GS	Min-Avg.	FG-FGA	Pct.	3FG-3FGA	Pct.	FT-FTA	Pct.	Off-Def.	Reb-Avg.	PF-DQ	Ast	TO	Blk	Stl	Pts-Avg
2017-18	12-0	106-8.8	17-25	.680	2-7	.286	5-8	.625	6-17	23-1.92	14-1	4	4	14	1	41-3.4
2018-19	34-0	318-9.4	58-96	.604	14-31	.452	20-30	.667	19-54	73-2.1	50-0	8	17	25	8	150-4.4
2019-20	20-8	477-23.9	71-119	.597	9-28	.321	17-34	.500	47-73	120-6.0	45-2	15	24	31	7	168-8.4
TOTAL	66-8	901-13.7	146-240	.608	25-66	.379	42-72	.583	72-144	216-3.3	109-3	27	45	70	16	359-5.4

CAREER ACC STATISTICS

Year	G-GS	Min-Avg.	FG-FGA	Pct.	3FG-3FGA	Pct.	FT-FTA	Pct.	Off-Def.	Reb-Avg.	PF-DQ	Ast	TO	Blk	Stl	Pts-Avg
2017-18	4-0	13-3.3	1-2	.500	0-0	.000	2-3	.667	1-1	2-0.5	3-0	1	0	3	0	4-1.0
2018-19	18-0	199-11.1	39-61	.639	9-17	.529	10-15	.667	9-37	46-2.6	31-0	5	11	16	6	97-5.4
2019-20	10-5	233-23.3	29-51	.569	3-10	.300	8-17	.471	24-37	61-6.1	30-2	7	13	14	1	69-6.9
TOTAL	32-5	446-13.9	69-114	.605	12-27	.444	20-35	.571	34-75	109-3.4	64-2	13	24	33	7	170-5.3



53 TOMAS WOLDETENSAE

Guard • 6-5 • 196

Junior

Bologna, Italy • Indian Hills Community College

2019-20 HIGHLIGHTS

- Made UVA debut at Syracuse (11/6/19)
- Scored first career points at UVA, finishing with five, and had six rebounds against Columbia (11/16/19)
- Co-led the team with six rebounds and recorded his first assist against Vermont (11/19/19)
- Scored career-high nine points against UMass (11/23/19)
- Scored career-high 11 points with three three-pointers against North Carolina (12/8/19)
- Scored eight points and shot 2-3 from three against Stony Brook (12/18/19)
- Had nine points, going 3-for-4 beyond the arc, and had season-high three assists at Florida State (1/15/20)
- Scored nine points after hitting 3 3-pointers and had career-high three steals at Georgia Tech (1/18/20)
- Hit seven 3-pointers en route to a career-high 21 points to lead team at Wake Forest (1/26/20)
- Scored eight points and shot 2-4 from three against Florida State (1/28/20)

2019-20 GAME-BY-GAME

Opponent	GP-GS	FG	3FG	FT	O-D	Reb	A	TO	Blk	Stl	PF	Min	Pts
Syracuse	1-1	0-4	0-3	0-0	0-0	0	0	2	0	0	1	13	0
JMU	DNP												
Columbia	2-2	2-7	1-2	0-0	0-6	6	0	0	0	1	3	33	5
Vermont	3-3	1-7	0-6	0-0	1-5	6	1	1	0	2	1	27	2
UMass	4-4	3-7	1-3	2-2	0-3	3	0	1	0	1	2	32	9
Arizona State	5-5	0-2	0-1	0-0	0-0	0	0	2	0	0	1	16	0
Maine	6-6	1-5	1-4	0-0	0-3	3	2	1	0	2	0	31	3
Purdue	7-7	0-2	0-2	0-0	0-2	2	1	0	0	0	0	11	0
North Carolina	8-7	3-7	3-4	2-2	0-3	3	1	1	0	2	3	30	11
Stony Brook	9-7	3-4	2-3	0-0	0-0	0	1	0	1	0	3	26	8
South Carolina	10-7	1-5	1-4	0-0	0-0	0	1	1	0	0	2	23	3
Navy	11-8	3-5	2-4	0-0	0-1	1	1	1	1	0	2	28	8
Virginia Tech	12-8	1-3	1-3	0-0	0-1	1	0	1	0	0	1	11	3
Boston College	13-8	0-2	0-2	0-0	0-0	0	0	1	1	0	0	8	0
Syracuse	14-8	2-9	2-9	0-0	2-1	3	0	0	0	1	1	26	6
Florida State	15-8	3-5	3-4	0-0	0-4	4	3	1	0	0	1	32	9
Georgia Tech	16-9	3-8	3-7	0-0	0-2	2	2	1	1	3	3	32	9
NC State	17-10	0-3	0-1	0-0	0-2	2	2	1	0	0	3	18	0
Wake Forest	18-11	7-15	7-14	0-0	0-6	6	1	1	1	1	2	43	21
Florida State	19-12	2-4	2-4	2-2	0-1	1	3	4	0	0	3	29	8

CAREER/SEASON HIGHS

Points	21 at Wake Forest (1/26/20)
FGs	7 at Wake Forest (1/26/20)
3FGs	7 at Wake Forest (1/26/20)
FTs	2, 3x - last vs. Florida State (1/28/20)
Rebounds	6, 3x - last at Wake Forest (1/26/20)
Assists	3, 2x - last vs. Florida State (1/28/20)
Turnovers	4 vs. Florida State (1/28/20)
Blocks	1, 3x - last at Wake Forest (1/26/20)
Steals	3 at Georgia Tech (1/18/20)
Minutes	43 at Wake Forest (1/26/20)

CAREER STATISTICS

Year	G-GS	Min-Avg.	FG-FGA	Pct.	3FG-3FGA	Pct.	FT-FTA	Pct.	Off-Def.	Reb-Avg.	PF-DQ	Ast	TO	Blk	Stl	Pts-Avg
2019-20	19-12	469-24.7	35-104	.337	29-80	.363	6-6	1.000	3-40	43-2.3	32-0	19	20	5	13	105-5.5
TOTAL	19-12	469-24.7	35-104	.337	29-80	.363	6-6	1.000	3-40	43-2.3	32-0	19	20	5	13	105-5.5

CAREER ACC STATISTICS

Year	G-GS	Min-Avg.	FG-FGA	Pct.	3FG-3FGA	Pct.	FT-FTA	Pct.	Off-Def.	Reb-Avg.	PF-DQ	Ast	TO	Blk	Stl	Pts-Avg
2019-20	10-5	242-24.2	21-60	.350	21-51	.412	4-4	1.000	2-30	22-2.2	18-0	12	13	3	7	67-6.7
TOTAL	10-5	242-24.2	21-60	.350	21-51	.412	4-4	1.000	2-30	22-2.2	18-0	12	13	3	7	67-6.7



5 JAYDEN NIXON

Guard • 6-3 • 192

Sophomore

Charlottesville, Va. • Choate Rosemary Hall (Conn.)

2019-20 HIGHLIGHTS

- Scored two points vs. JMU (11/10/19)
- Played career-high 10 minutes against Maine (11/27/19)

2019-20 GAME-BY-GAME


Opponent	GP-GS	FG	3FG	FT	O-D	Reb	A	TO	Blk	Stl	PF	Min	Pts
Syracuse	DNP												
JMU	1-0	1-2	0-1	0-0	1-0	1	0	0	0	0	1	4	2
Columbia	2-0	0-0	0-0	0-0	0-0	0	0	0	0	0	0	1	0
Vermont	DNP												
UMass	DNP												
Arizona State	DNP												
Maine	3-0	0-0	0-0	0-0	0-1	1	0	1	0	0	0	10	0
Purdue	4-0	0-0	0-0	0-0	0-1	1	0	1	0	0	0	1	0
North Carolina	DNP												
Stony Brook	DNP												
South Carolina	DNP												
Navy	DNP												
Virginia Tech	5-0	0-0	0-0	0-0	0-0	0	0	0	0	0	0	2	0
Boston College	DNP												
Syracuse	DNP												
Florida State	DNP												
Georgia Tech	DNP												
NC State	DNP												
Wake Forest	DNP												
Florida State	DNP												

CAREER HIGH

Points	2, 3x - last at Syracuse (3/4/19)
FGs	1, 3x - last at Syracuse (3/4/19)
3FGs	-
FTs	1, 2x - last vs. Morgan State (12/3/18)
Rebounds	3, 2x - last vs. William and Mary (12/22/18)
Assists	1 vs. Pittsburgh (3/2/19)
Turnovers	2 vs. Marshall (1/31/18)
Blocks	1, 2x - last at Syracuse (3/4/19)
Steals	1, 2x - last vs. Pittsburgh (3/2/19)
Minutes	10 vs. Maine (11/27/19)

SEASON HIGHS

Points	2 vs. JMU (11/10/19)
FGs	1 vs. JMU (11/10/19)
3FGs	-
FTs	-
Rebounds	1, 3x - last at Purdue (12/4/19)
Assists	-
Turnovers	1, 2x - last at Purdue (12/4/19)
Blocks	-
Steals	-
Minutes	10 vs. Maine (11/27/19)



12 CHASE COLEMAN

Guard • 5-9 • 154

Freshman

Norfolk, Va. • Maury

2019-20 HIGHLIGHTS

- Made collegiate debut vs. JMU (11/10/19)
- Scored first career points, finishing with two and one steal against Columbia (11/16/19)
- Grabbed career-high two rebounds with a steal against UMass (11/23/19)
- Hit first collegiate 3-pointer for a career-high three points against Arizona State (11/24/19)
- Played career-high 11 minutes and scored two points against Maine (11/27/19)
- Played career-high 12 minutes and scored two points at Purdue (12/4/19)
- Matched career-high in points, field goals, three-point field goals, assists, and steals against Virginia Tech (1/4/20)

2019-20 GAME-BY-GAME

Opponent	GP-GS	FG	3FG	FT	O-D	Reb	A	TO	Blk	Stl	PF	Min	Pts
Syracuse	DNP												
JMU	1-0	0-3	0-1	0-0	0-0	0	0	0	0	0	0	7	0
Columbia	2-0	1-1	0-0	0-0	0-0	0	1	0	0	1	0	4	2
Vermont	3-0	0-0	0-0	0-0	0-0	0	0	0	0	0	1	2	0
UMass	4-0	0-0	0-0	0-0	0-2	2	0	1	0	1	1	5	0
Arizona State	5-0	1-3	1-2	0-0	0-1	1	0	0	0	0	1	5	3
Maine	6-0	1-2	0-0	0-0	0-0	0	0	0	0	0	2	11	2
Purdue	7-0	1-1	0-0	0-0	0-0	0	0	1	0	1	0	12	2
North Carolina	8-0	0-0	0-0	0-0	0-0	0	0	1	0	0	0	1	0
Stony Brook	DNP												
South Carolina	DNP												
Navy	9-0	0-0	0-0	0-0	0-0	0	0	0	0	0	0	4	0
Virginia Tech	10-0	1-1	1-1	0-0	0-1	1	1	0	0	1	0	8	3
Boston College	11-0	0-2	0-2	0-0	0-0	0	1	1	0	0	0	6	0
Syracuse	DNP												
Florida State	12-0	0-1	0-1	0-0	0-1	1	0	0	0	0	0	2	0
Georgia Tech	DNP												
NC State	13-0	0-1	0-0	0-0	0-1	1	0	0	0	0	1	3	0
Wake Forest	14-0	0-2	0-1	0-0	0-1	1	1	0	0	1	2	8	0
Florida State	15-0	0-1	0-0	0-0	0-1	1	0	2	0	0	1	4	0

CAREER HIGHS/SEASON HIGHS

Points	3, 2x - last vs. Virginia Tech (1/4/20)
FGs	1, 5x - last vs. Virginia Tech (1/4/20)
3FGs	1, 2x - last vs. Virginia Tech (1/4/20)
FTs	-
Rebounds	2 vs. UMass (11/23/19)
Assists	1, 2x - last vs. Virginia Tech (1/4/20)
Turnovers	2 vs. Florida State (1/28/20)
Blocks	-
Steals	1, 4x - last vs. Virginia Tech (1/4/20)
Minutes	12 at Purdue (12/4/19)



21 KADIN SHEDRICK

Forward • 6-11 • 214
Freshman
Raleigh, N.C. • Holly Springs

2019-20 HIGHLIGHTS

2019-20 GAME-BY-GAME

Opponent	GP-GS	FG	3FG	FT	O-D	Reb	A	TO	Blk	Stl	PF	Min	Pts
Syracuse	DNP												
JMU	DNP												
Columbia	DNP												
Vermont	DNP												
UMass	DNP												
Arizona State	DNP												
Maine	DNP												
Purdue	DNP												
North Carolina	DNP												
Stony Brook	DNP												
South Carolina	DNP												
Navy	DNP												
Virginia Tech	DNP												
Boston College	DNP												
Syracuse	DNP												
Florida State	DNP												
Georgia Tech	DNP												
NC State	DNP												
Wake Forest	DNP												
Florida State	DNP												

CAREER/SEASON HIGHS

Points	-
FGs	-
3FGs	-
FTs	-
Rebounds	-
Assists	-
Turnovers	-
Blocks	-
Steals	-
Minutes	-



24 AUSTIN KATSTRA

Forward • 6-6 • 227
Junior
Charlottesville, Va. • Albemarle

2019-20 HIGHLIGHTS

- Had career-high five rebounds vs. JMU (11/10/19)

2019-20 GAME-BY-GAME

Opponent	GP-GS	FG	3FG	FT	O-D	Reb	A	TO	Blk	Stl	PF	Min	Pts
Syracuse	DNP												
JMU	1-0	0-2	0-0	0-0	0-5	5	0	0	0	0	0	3	0
Columbia	DNP												
Vermont	DNP												
UMass	DNP												
Arizona State	DNP												
Maine	DNP												
Purdue	DNP												
North Carolina	DNP												
Stony Brook	DNP												
South Carolina	DNP												
Navy	DNP												
Virginia Tech	DNP												
Boston College	DNP												
Syracuse	DNP												
Florida State	DNP												
Georgia Tech	DNP												
NC State	DNP												
Wake Forest	DNP												
Florida State	DNP												

CAREER

Points	3 vs. UNCG (11/10/17)
FGs	1, 4x last vs. Clemson (1/23/18)
3FGs	1 vs. Austin Peay (11/13/17)
FTs	1 vs. Hampton (12/22/17)
Rebounds	5 vs. JMU (11/10/19)
Assists	--
Turnovers	1 vs. Savannah State (12/19/17)
Blocks	--
Steals	1 vs. Austin Peay (11/13/17)
Minutes	4, 2x last vs. Savannah State (12/19/17)

SEASON HIGHS

Points	3 vs. UNCG (11/10/17)
FGs	1, 4x last vs. Clemson (1/23/18)
3FGs	1 vs. Austin Peay (11/13/17)
FTs	1 vs. Hampton (12/22/17)
Rebounds	5 vs. JMU (11/10/19)
Assists	--
Turnovers	1 vs. Savannah State (12/19/17)
Blocks	--
Steals	1 vs. Austin Peay (11/13/17)
Minutes	4, 2x last vs. Savannah State (12/19/17)



2019-20 Virginia Basketball
Virginia Combined Team Statistics (as of Jan 28, 2020)
All games



RECORD:	OVERALL	HOME	AWAY	NEUTRAL
ALL GAMES	14-6	9-3	3-3	2-0
CONFERENCE	6-4	3-2	3-2	0-0
NON-CONFERENCE	8-2	6-1	0-1	2-0

#	Player	gp-gs	min	avg	Total		3-Point		F-Throw		Rebounds				pf	dq	a	to	blk	stl	pts	avg
					fg-fga	fg%	3fg-fga	3fg%	ft-fa	ft%	off	def	tot	avg								
25	Mamadi Diakite	20-20	640	32.0	98-204	.480	16-40	.400	58-78	.744	38	100	138	6.9	40	2	12	44	25	16	270	13.5
00	Kihei Clark	20-20	741	37.0	64-183	.350	22-69	.319	55-62	.887	10	80	90	4.5	32	0	117	69	3	24	205	10.3
02	Braxton Key	17-15	562	33.1	67-157	.427	8-45	.178	31-54	.574	30	95	125	7.4	27	0	26	28	7	28	173	10.2
30	Jay Huff	20-8	477	23.9	71-119	.597	9-28	.321	17-34	.500	47	73	120	6.0	45	2	15	24	31	7	168	8.4
53	Tomas Woldetensae	19-12	469	24.7	35-104	.337	29-80	.363	6-6	1.000	3	40	43	2.3	32	0	19	20	5	13	105	5.5
23	Kody Statmann	14-10	355	25.4	25-78	.321	8-41	.195	6-9	.667	9	35	44	3.1	17	0	13	17	7	5	64	4.6
13	Casey Morsell	20-13	494	24.7	34-133	.256	10-70	.143	10-12	.833	7	32	39	2.0	40	0	17	22	3	13	88	4.4
11	Grant Kersey	1-0	2	2.0	1-1	1.000	0-0	.000	0-0	.000	1	0	1	1.0	0	0	0	0	0	0	2	2.0
22	Francisco Caffaro	12-2	101	8.4	8-13	.615	0-0	.000	6-11	.545	8	11	19	1.6	14	0	0	7	3	2	22	1.8
04	Justin McKoy	14-0	103	7.4	5-13	.385	0-0	.000	4-6	.667	5	10	15	1.1	11	0	1	3	1	1	14	1.0
12	Chase Coleman	15-0	83	5.5	5-18	.278	2-8	.250	0-0	.000	0	8	8	0.5	9	0	4	6	0	5	12	0.8
05	Jayden Nixon	5-0	18	3.6	1-2	.500	0-1	.000	0-0	.000	1	1	2	0.4	1	0	0	2	0	0	2	0.4
24	Austin Katstra	1-0	3	3.0	0-2	.000	0-0	.000	0-0	.000	0	5	5	5.0	0	0	0	0	0	0	0	0.0
01	Matt Palumbo	1-0	2	2.0	0-1	.000	0-1	.000	0-0	.000	0	0	0	0.0	0	0	0	0	0	0	0	0.0
Team											28	33	61					13				
Total.....		20	4050		414-1028	.403	104-383	.272	193-272	.710	187	523	710	35.5	268	4	224	255	85	114	1125	56.2
Opponents.....		20	4050		362-1012	.358	131-446	.294	159-235	.677	158	451	609	30.5	286	-	171	257	46	146	1014	50.7

TEAM STATISTICS	VA	OPP
SCORING	1125	1014
Points per game	56.2	50.7
Scoring margin	+5.6	-
FIELD GOALS-ATT	414-1028	362-1012
Field goal pct	.403	.358
3 POINT FG-ATT	104-383	131-446
3-point FG pct	.272	.294
3-pt FG made per game	5.2	6.6
FREE THROWS-ATT	193-272	159-235
Free throw pct	.710	.677
F-Throws made per game	9.7	8.0
REBOUNDS	710	609
Rebounds per game	35.5	30.5
Rebounding margin	+5.1	-
ASSISTS	224	171
Assists per game	11.2	8.6
TURNOVERS	255	257
Turnovers per game	12.8	12.9
Turnover margin	+0.1	-
Assist/turnover ratio	0.9	0.7
STEALS	114	146
Steals per game	5.7	7.3
BLOCKS	85	46
Blocks per game	4.3	2.3
ATTENDANCE	169178	82578
Home games-Avg/Game	12-14098	6-11482
Neutral site-Avg/Game	-	2-6842

Date	Opponent		Score	Att.
* 11/06/19	at Syracuse	w	48-34	22518
11/10/19	JAMES MADISON	w	65-34	13524
11/16/19	COLUMBIA	w	60-42	13736
11/19/19	VERMONT	w	61-55	13913
& 11/23/19	vs Massachusetts	w	58-46	7862
& 11/24/19	vs Arizona St.	w	48-45	5822
11/27/19	MAINE	w	46-26	14109
12/04/19	at Purdue	L	40-69	14804
* 12/08/19	NORTH CAROLINA	w	56-47	14629
12/18/19	STONY BROOK	w	56-44	13665
12/22/19	SOUTH CAROLINA	L	59-70	14409
12/29/19	NAVY	w	65-56	14399
* 01/04/20	VIRGINIA TECH	w	65-39	14629
* 01/07/20	at Boston College	L	53-60	5781
* 01/11/20	SYRACUSE	Lot	55-63	14133
* 01/15/20	at Florida St.	L	50-54	10725
* 01/18/20	at Georgia Tech	w	63-58	7314
* 01/20/20	NC STATE	L	51-53	14163
* 01/26/20	at Wake Forest	Wot	65-63	7752
* 01/28/20	FLORIDA ST.	w	61-56	13869

* = Conference game

& = Air Force Reserve Tip-Off Tournament

Score by Periods	1st	2nd	OT	Totals
Virginia	534	570	21	1125
Opponents	487	500	27	1014



2019-20 Virginia Basketball
Virginia Combined Team Statistics (as of Jan 28, 2020)
Conference games



RECORD:	OVERALL	HOME	AWAY	NEUTRAL
ALL GAMES	6-4	3-2	3-2	0-0
CONFERENCE	6-4	3-2	3-2	0-0
NON-CONFERENCE	0-0	0-0	0-0	0-0

#	Player	gp-gs	min	avg	Total		3-Point		F-Throw		Rebounds				pf	dq	a	to	blk	stl	pts	avg
					fg-fga	fg%	3fg-fga	3fg%	ft-fa	ft%	off	def	tot	avg								
25	Mamadi Diakite	10-10	327	32.7	47-92	.511	6-15	.400	28-36	.778	24	45	69	6.9	27	2	9	26	14	5	128	12.8
00	Kihei Clark	10-10	391	39.1	33-102	.324	8-36	.222	39-45	.867	6	43	49	4.9	14	0	59	38	0	17	113	11.3
02	Braxton Key	9-9	324	36.0	37-101	.366	3-28	.107	18-33	.545	14	58	72	8.0	15	0	14	14	2	17	95	10.6
30	Jay Huff	10-5	233	23.3	29-51	.569	3-10	.300	8-17	.471	24	37	61	6.1	30	2	7	13	14	1	69	6.9
53	Tomas Woldetensae	10-5	242	24.2	21-60	.350	21-51	.412	4-4	1.000	2	20	22	2.2	18	0	12	13	3	7	67	6.7
23	Kody Statmann	8-5	200	25.0	16-46	.348	5-23	.217	1-2	.500	6	23	29	3.6	7	0	10	9	2	1	38	4.8
22	Francisco Caffaro	6-0	54	9.0	7-10	.700	0-0	.000	5-9	.556	4	9	13	2.2	7	0	0	2	2	0	19	3.2
13	Casey Morsell	10-6	206	20.6	13-53	.245	4-27	.148	1-1	1.000	4	13	17	1.7	20	0	5	8	2	6	31	3.1
04	Justin McKoy	6-0	39	6.5	0-1	.000	0-0	.000	4-6	.667	4	3	7	1.2	6	0	1	1	0	1	4	0.7
12	Chase Coleman	7-0	32	4.6	1-8	.125	1-5	.200	0-0	.000	0	5	5	0.7	4	0	3	4	0	2	3	0.4
05	Jayden Nixon	1-0	2	2.0	0-0	.000	0-0	.000	0-0	.000	0	0	0	0.0	0	0	0	0	0	0	0	0.0
Team											15	20	35					8				
Total.....		10	2050		204-524	.389	51-195	.262	108-153	.706	103	276	379	37.9	148	4	120	136	39	57	567	56.7
Opponents.....		10	2050		187-520	.360	59-206	.286	94-144	.653	82	232	314	31.4	155	-	90	118	26	76	527	52.7

TEAM STATISTICS	VA	OPP
SCORING	567	527
Points per game	56.7	52.7
Scoring margin	+4.0	-
FIELD GOALS-ATT	204-524	187-520
Field goal pct	.389	.360
3 POINT FG-ATT	51-195	59-206
3-point FG pct	.262	.286
3-pt FG made per game	5.1	5.9
FREE THROWS-ATT	108-153	94-144
Free throw pct	.706	.653
F-Throws made per game	10.8	9.4
REBOUNDS	379	314
Rebounds per game	37.9	31.4
Rebounding margin	+6.5	-
ASSISTS	120	90
Assists per game	12.0	9.0
TURNOVERS	136	118
Turnovers per game	13.6	11.8
Turnover margin	-1.8	-
Assist/turnover ratio	0.9	0.8
STEALS	57	76
Steals per game	5.7	7.6
BLOCKS	39	26
Blocks per game	3.9	2.6
ATTENDANCE	71423	54090
Home games-Avg/Game	5-14285	5-10818
Neutral site-Avg/Game	-	0-0

Date	Opponent		Score	Att.
* 11/06/19	at Syracuse	W	48-34	22518
* 12/08/19	NORTH CAROLINA	W	56-47	14629
* 01/04/20	VIRGINIA TECH	W	65-39	14629
* 01/07/20	at Boston College	L	53-60	5781
* 01/11/20	SYRACUSE	Lot	55-63	14133
* 01/15/20	at Florida St.	L	50-54	10725
* 01/18/20	at Georgia Tech	W	63-58	7314
* 01/20/20	NC STATE	L	51-53	14163
* 01/26/20	at Wake Forest	Wot	65-63	7752
* 01/28/20	FLORIDA ST.	W	61-56	13869

* = Conference game

& = Air Force Reserve Tip-Off Tournament

Score by Periods	1st	2nd	OT	Totals
Virginia	263	283	21	567
Opponents	255	245	27	527



2019-20 Virginia Basketball
Virginia Team Game-by-Game Comparison (as of Jan 28, 2020)
All games



Opponent	1st	2nd	Score	Mar	Total FG	FG Pct	3-Pointers	3FG Pct	Free Throws	FT Pct	Rebounds	Assist	T/Over	Block	Steal	Fouls
Syracuse	25/19	23/15	48-34	+14	20-49/13-55	.408/.236	4-25/5-29	.160/.172	4-6/3-7	.667/.429	47/28 +19	14/7	16/9	4/3	4/5	7/12
JAMES MADISON	31/23	34/11	65-34	+31	26-68/12-53	.382/.226	4-25/8-31	.160/.258	9-14/2-6	.643/.333	50/36 +14	11/6	10/19	6/1	8/3	10/11
COLUMBIA	31/17	29/25	60-42	+18	24-59/16-56	.407/.286	5-15/6-21	.333/.286	7-14/4-6	.500/.667	42/36 +6	10/7	9/14	9/4	8/4	9/13
VERMONT	24/18	37/37	61-55	+6	23-49/20-52	.469/.385	8-23/12-34	.348/.353	7-11/3-3	.636/1000	30/29 +1	11/12	10/13	3/1	4/5	12/16
Massachusetts	29/24	29/22	58-46	+12	22-52/15-50	.423/.300	2-14/5-26	.143/.192	12-14/11-13	.857/.846	40/26 +14	9/4	11/11	1/0	7/5	14/14
Arizona St.	26/21	22/24	48-45	+3	18-49/17-42	.367/.405	5-16/5-19	.313/.263	7-7/6-10	1000/.600	31/26 +5	6/7	13/15	5/2	4/8	13/13
MAINE	24/14	22/12	46-26	+20	17-44/8-43	.386/.186	6-18/5-26	.333/.192	6-7/5-5	.857/1000	27/32 (5)	7/7	13/21	3/2	9/5	10/13
Purdue	17/32	23/37	40-69	(29)	16-43/24-53	.372/.453	4-24/13-25	.167/.520	4-8/8-12	.500/.667	26/31 (5)	8/13	16/7	4/1	3/12	14/10
NORTH CAROLINA	24/18	32/29	56-47	+9	16-49/17-46	.327/.370	6-17/1-14	.353/.071	18-25/12-22	.720/.545	37/32 +5	9/6	13/12	3/3	8/6	18/14
STONY BROOK	28/21	28/23	56-44	+12	21-52/17-45	.404/.378	5-16/5-21	.313/.238	9-12/5-8	.750/.625	31/29 +2	11/5	10/17	4/7	4/8	8/9
SOUTH CAROLINA	24/33	35/37	59-70	(11)	18-41/27-49	.439/.551	6-18/6-17	.333/.353	17-22/10-14	.773/.714	26/24 +2	13/10	19/13	4/2	6/14	16/20
NAVY	37/29	28/27	65-56	+9	25-47/19-49	.532/.388	8-19/7-20	.421/.350	7-10/11-14	.700/.786	28/26 +2	18/10	8/9	7/0	4/6	14/12
VIRGINIA TECH	30/17	35/22	65-39	+26	25-54/13-48	.463/.271	7-21/4-25	.333/.160	8-10/9-11	.800/.818	38/25 +13	14/6	11/13	2/0	6/7	11/12
Boston College	26/30	27/30	53-60	(7)	17-52/21-47	.327/.447	3-16/4-17	.188/.235	16-20/14-23	.800/.609	33/31 +2	10/7	10/10	3/3	7/8	18/17
SYRACUSE	20/24	23/19	55-63	(8)	21-67/20-61	.313/.328	7-31/12-30	.226/.400	6-11/11-15	.545/.733	47/44 +3	15/11	15/12	3/2	6/7	18/17
Florida St.	24/31	26/23	50-54	(4)	21-46/20-54	.457/.370	3-15/8-22	.200/.364	5-8/6-8	.625/.750	29/31 (2)	10/11	18/16	2/5	6/10	12/10
Georgia Tech	33/25	30/33	63-58	+5	25-53/25-50	.472/.500	5-16/5-14	.313/.357	8-16/3-9	.500/.333	30/31 (1)	17/16	12/18	9/1	8/9	13/19
NC STATE	26/28	25/25	51-53	(2)	18-50/20-51	.360/.392	3-12/5-16	.250/.313	12-15/8-14	.800/.571	40/30 +10	8/9	10/6	6/2	3/7	17/17
Wake Forest	28/35	28/21	65-63	+2	23-63/17-54	.365/.315	8-30/8-19	.267/.421	11-19/21-24	.579/.875	42/39 +3	12/8	14/15	3/2	8/8	19/17
FLORIDA ST.	27/28	34/28	61-56	+5	18-41/21-54	.439/.389	5-12/7-20	.417/.350	20-23/7-11	.870/.636	36/23 +13	11/9	17/7	4/5	1/9	15/20

Note: Game totals are displayed in the format TEAM/OPPONENT for each category



2019-20 Virginia Basketball
Virginia Game-by-Game Highs (as of Jan 28, 2020)
All games



Opponent	Date	Score	Points	Rebounds	Assists	Steals	Blocked shots
at Syracuse	11/06/19	48-34	12-Mamadi Diakite	12-Jay Huff	7-Kihe Clark	2-Braxton Key	2-Mamadi Diakite
JAMES MADISON	11/10/19	65-34	19-Mamadi Diakite	13-Mamadi Diakite	6-Kihe Clark	2-Jay Huff Kihe Clark Kody Statmann	2-Mamadi Diakite Jay Huff
COLUMBIA	11/16/19	60-42	13-Mamadi Diakite Jay Huff	9-Braxton Key	5-Kihe Clark	2-Jay Huff	5-Jay Huff
VERMONT	11/19/19	61-55	19-Mamadi Diakite	7-Jay Huff	4-Braxton Key Kihe Clark	2-Tomas Woldetensa	1-Justin McKoy Kihe Clark Braxton Key
vs Massachusetts	11/23/19	58-46	16-Braxton Key	8-Mamadi Diakite Jay Huff	6-Kihe Clark	3-Braxton Key	1-Jay Huff
vs Arizona St.	11/24/19	48-45	19-Casey Morsell	8-Braxton Key	2-Braxton Key Kihe Clark	2-Casey Morsell	2-Mamadi Diakite Jay Huff
MAINE	11/27/19	46-26	15-Mamadi Diakite	7-Mamadi Diakite	5-Kihe Clark	3-Kihe Clark	1-Mamadi Diakite Jay Huff Francisco Caffaro
at Purdue	12/04/19	40-69	11-Jay Huff	5-Mamadi Diakite Kihe Clark	4-Kihe Clark	1-Kihe Clark Chase Coleman Mamadi Diakite	1-Mamadi Diakite Jay Huff Kody Statmann Kihe Clark
NORTH CAROLINA	12/08/19	56-47	12-Mamadi Diakite	7-Francisco Caffaro	6-Kihe Clark	3-Kihe Clark	1-Francisco Caffaro Mamadi Diakite Kody Statmann
STONY BROOK	12/18/19	56-44	14-Kihe Clark	7-Jay Huff	6-Kihe Clark	2-Casey Morsell	2-Mamadi Diakite
SOUTH CAROLINA	12/22/19	59-70	21-Mamadi Diakite	5-Mamadi Diakite Braxton Key Kihe Clark	7-Kihe Clark	2-Braxton Key Mamadi Diakite	2-Braxton Key Mamadi Diakite
NAVY	12/29/19	65-56	15-Braxton Key	8-Mamadi Diakite	13-Kihe Clark	3-Braxton Key	4-Jay Huff
VIRGINIA TECH	01/04/20	65-39	18-Braxton Key Kihe Clark	10-Mamadi Diakite Braxton Key	6-Kihe Clark	2-Braxton Key	1-Jay Huff Braxton Key
at Boston College	01/07/20	53-60	16-Braxton Key	8-Braxton Key	3-Kihe Clark	3-Kihe Clark	2-Mamadi Diakite
SYRACUSE	01/11/20	55-63	16-Jay Huff	11-Braxton Key	9-Kihe Clark	4-Braxton Key	2-Jay Huff
at Florida St.	01/15/20	50-54	16-Mamadi Diakite	7-Jay Huff	5-Kihe Clark	2-Mamadi Diakite Kihe Clark	2-Mamadi Diakite
at Georgia Tech	01/18/20	63-58	17-Jay Huff Mamadi Diakite	8-Jay Huff	7-Kihe Clark	3-Kihe Clark Tomas Woldetensa	6-Jay Huff
NC STATE	01/20/20	51-53	10-Kihe Clark	8-Braxton Key	5-Kihe Clark	1-Braxton Key Casey Morsell Mamadi Diakite	3-Mamadi Diakite
at Wake Forest	01/26/20	65-63	21-Tomas Woldetensa	8-Kihe Clark Braxton Key	7-Kihe Clark	3-Braxton Key	1-Tomas Woldetensa Jay Huff Francisco Caffaro
FLORIDA ST.	01/28/20	61-56	19-Mamadi Diakite	9-Braxton Key Mamadi Diakite	4-Kihe Clark	1-Kihe Clark	2-Jay Huff



2019-20 Virginia Basketball
Virginia Points-Rebounds-Assists (as of Jan 28, 2020)
All games



Opponent	Date	Score		00 CLARK,KIHE	01 PALUMBO,M	02 KEY,BRAXT	04 MCKOY,JUS	05 NIXON,JAYD	11 KERSEY,GR	12 COLEMAN,C	13 MORSELL,C	22 CAFFARO,FR	23 STATTMANN,	24 KATSTRA,AU	25 DIAKITE,MA
at SU	11/06/19	48-34	w	10-11-7	DNP	7-10-2	0-0-0	DNP	DNP	DNP	3-2-1	DNP	5-3-2	DNP	12-6-1
JMU	11/10/19	65-34	w	5-3-6	0-0-0	14-10-2	4-2-0	2-1-0	2-1-0	0-0-0	0-3-1	DNP	8-2-0	0-5-0	19-13-0
CU	11/16/19	60-42	w	10-3-5	DNP	9-9-0	0-0-0	0-0-0	DNP	2-0-1	2-3-1	3-0-0	3-2-1	DNP	13-8-0
VM	11/19/19	61-55	w	15-3-4	DNP	14-6-4	0-1-0	DNP	DNP	0-0-0	2-1-1	DNP	DNP	DNP	19-6-0
vs MA	11/23/19	58-46	w	14-5-6	DNP	16-7-0	0-0-0	DNP	DNP	0-2-0	5-6-3	0-0-0	DNP	DNP	4-8-0
vs ASU	11/24/19	48-45	w	4-5-2	DNP	2-8-2	0-1-0	DNP	DNP	3-1-0	19-2-1	DNP	DNP	DNP	15-3-1
ME	11/27/19	46-26	w	9-3-5	DNP	DNP	0-3-0	0-1-0	DNP	2-0-0	4-2-0	0-0-0	DNP	DNP	15-7-0
at PU	12/04/19	40-69	L	2-5-4	DNP	DNP	6-1-0	0-0-0	DNP	2-0-0	7-4-2	0-2-0	2-2-0	DNP	10-5-0
NC	12/08/19	56-47	w	7-3-6	DNP	DNP	4-5-0	DNP	DNP	0-0-0	5-2-1	10-7-0	7-2-0	DNP	12-3-1
SB	12/18/19	56-44	w	14-5-6	DNP	0-1-0	DNP	DNP	DNP	DNP	2-0-1	0-3-0	7-4-2	DNP	13-6-1
SC	12/22/19	59-70	L	9-5-7	DNP	8-5-2	DNP	DNP	DNP	DNP	6-1-2	0-1-0	6-4-0	DNP	21-5-0
NAVY	12/29/19	65-56	w	10-4-13	DNP	15-7-2	0-0-0	DNP	DNP	0-0-0	10-0-0	DNP	0-1-0	DNP	13-8-1
VT	01/04/20	65-39	w	18-2-6	DNP	18-10-0	0-0-0	0-0-0	DNP	3-1-1	5-1-0	DNP	10-8-2	DNP	6-10-3
at BC	01/07/20	53-60	L	12-4-3	DNP	16-8-2	0-1-1	DNP	DNP	0-0-1	0-1-0	0-0-0	11-7-2	DNP	9-7-1
SU	01/11/20	55-63	L	13-6-9	DNP	7-11-1	0-1-0	DNP	DNP	DNP	0-1-1	0-0-0	0-4-4	DNP	13-8-0
at FS	01/15/20	50-54	L	8-1-5	DNP	9-2-1	DNP	DNP	DNP	0-1-0	4-1-0	DNP	0-1-0	DNP	16-6-1
at GT	01/18/20	63-58	w	7-3-7	DNP	10-6-6	DNP	DNP	DNP	DNP	0-1-0	DNP	3-0-0	DNP	17-6-0
ST	01/20/20	51-53	L	10-7-5	DNP	8-8-0	DNP	DNP	DNP	0-1-0	9-5-1	6-0-0	2-4-0	DNP	8-7-0
at WF	01/26/20	65-63	w	13-8-7	DNP	7-8-1	0-0-0	DNP	DNP	0-1-1	2-2-1	3-4-0	DNP	DNP	16-7-1
FS	01/28/20	61-56	w	15-4-4	DNP	13-9-1	DNP	DNP	DNP	0-1-0	3-1-0	0-2-0	DNP	DNP	19-9-1

Opponent	Date	Score		30 HUFF,JAY	53 WOLDETENS
at SU	11/06/19	48-34	w	11-12-1	0-0-0
JMU	11/10/19	65-34	w	11-7-2	DNP
CU	11/16/19	60-42	w	13-6-2	5-6-0
VM	11/19/19	61-55	w	9-7-1	2-6-1
vs MA	11/23/19	58-46	w	10-8-0	9-3-0
vs ASU	11/24/19	48-45	w	5-7-0	0-0-0
ME	11/27/19	46-26	w	13-5-0	3-3-2
at PU	12/04/19	40-69	L	11-4-1	0-2-1
NC	12/08/19	56-47	w	0-5-0	11-3-1
SB	12/18/19	56-44	w	12-7-0	8-0-1
SC	12/22/19	59-70	L	6-4-1	3-0-1
NAVY	12/29/19	65-56	w	9-4-1	8-1-1
VT	01/04/20	65-39	w	2-3-2	3-1-0
at BC	01/07/20	53-60	L	5-2-0	0-0-0
SU	01/11/20	55-63	L	16-10-0	6-3-0
at FS	01/15/20	50-54	L	4-7-0	9-4-3
at GT	01/18/20	63-58	w	17-8-2	9-2-2
ST	01/20/20	51-53	L	8-4-0	0-2-2
at WF	01/26/20	65-63	w	3-4-0	21-6-1



Individual Career History



Francisco Caffaro

			Total		3-Point		F-Throws		Rebounds											Scoring	
Season	gp-gs	min/avg	fg-fga	pct	fg-fga	pct	ft-fta	pct	off	def	tot	avg	pf	fo	ast	to	blk	stl	pts	avg	
2019-20	12-2	101/8.4	8-13	.615	0-0	.000	6-11	.545	8	11	19	1.6	14	0	0	7	3	2	22	1.8	
TOTAL	12-2	101/8.4	8-13	.615	0-0	.000	6-11	.545	8	11	19	1.6	14	0	0	7	3	2	22	1.8	

Kihe Clark

			Total		3-Point		F-Throws		Rebounds											Scoring	
Season	gp-gs	min/avg	fg-fga	pct	fg-fga	pct	ft-fta	pct	off	def	tot	avg	pf	fo	ast	to	blk	stl	pts	avg	
2018-19	38-20	1018/26.8	55-157	.350	29-85	.341	33-40	.825	16	73	89	2.3	52	0	97	39	0	28	172	4.5	
2019-20	20-20	741/37.0	64-183	.350	22-69	.319	55-62	.887	10	80	90	4.5	32	0	117	69	3	24	205	10.3	
TOTAL	58-40	1759/30.3	119-340	.350	51-154	.331	88-102	.863	26	153	179	3.1	84	0	214	108	3	52	377	6.5	

Chase Coleman

			Total		3-Point		F-Throws		Rebounds											Scoring	
Season	gp-gs	min/avg	fg-fga	pct	fg-fga	pct	ft-fta	pct	off	def	tot	avg	pf	fo	ast	to	blk	stl	pts	avg	
2019-20	15-0	83/5.5	5-18	.278	2-8	.250	0-0	.000	0	8	8	0.5	9	0	4	6	0	5	12	0.8	
TOTAL	15-0	83/5.5	5-18	.278	2-8	.250	0-0	.000	0	8	8	0.5	9	0	4	6	0	5	12	0.8	

Mamadi Diakite

			Total		3-Point		F-Throws		Rebounds											Scoring	
Season	gp-gs	min/avg	fg-fga	pct	fg-fga	pct	ft-fta	pct	off	def	tot	avg	pf	fo	ast	to	blk	stl	pts	avg	
2016-17	32-1	449/14.0	50-92	.543	3-11	.273	18-33	.545	28	54	82	2.6	75	2	6	13	39	8	121	3.8	
2017-18	34-0	532/15.6	75-130	.577	0-0	.000	32-41	.780	31	70	101	3.0	74	1	5	26	16	15	182	5.4	
2018-19	38-22	829/21.8	121-220	.550	5-17	.294	35-50	.700	56	112	168	4.4	81	0	12	34	63	17	282	7.4	
2019-20	20-20	640/32.0	98-204	.480	16-40	.400	58-78	.744	38	100	138	6.9	40	2	12	44	25	16	270	13.5	
TOTAL	124-43	2450/19.8	344-646	.533	24-68	.353	143-202	.708	153	336	489	3.9	270	5	35	117	143	56	855	6.9	

Jay Huff

			Total		3-Point		F-Throws		Rebounds											Scoring	
Season	gp-gs	min/avg	fg-fga	pct	fg-fga	pct	ft-fta	pct	off	def	tot	avg	pf	fo	ast	to	blk	stl	pts	avg	
2017-18	12-0	106/8.8	17-25	.680	2-7	.286	5-8	.625	6	17	23	1.9	14	1	4	4	14	1	41	3.4	
2018-19	34-0	318/9.4	58-96	.604	14-31	.452	20-30	.667	19	54	73	2.1	50	0	8	17	25	8	150	4.4	
2019-20	20-8	477/23.9	71-119	.597	9-28	.321	17-34	.500	47	73	120	6.0	45	2	15	24	31	7	168	8.4	
TOTAL	66-8	901/13.7	146-240	.608	25-66	.379	42-72	.583	72	144	216	3.3	109	3	27	45	70	16	359	5.4	

Austin Katstra

			Total		3-Point		F-Throws		Rebounds											Scoring	
Season	gp-gs	min/avg	fg-fga	pct	fg-fga	pct	ft-fta	pct	off	def	tot	avg	pf	fo	ast	to	blk	stl	pts	avg	
2017-18	10-0	19/1.9	4-7	.571	1-4	.250	1-2	.500	0	5	5	0.5	1	0	0	1	0	1	10	1.0	
2018-19	11-0	29/2.6	4-10	.400	2-8	.250	0-0	.000	1	5	6	0.5	4	0	3	1	1	0	10	0.9	
2019-20	1-0	3/3.0	0-2	.000	0-0	.000	0-0	.000	0	5	5	5.0	0	0	0	0	0	0	0	0.0	
TOTAL	22-0	51/2.3	8-19	.421	3-12	.250	1-2	.500	1	15	16	0.7	5	0	3	2	1	1	20	0.9	

Braxton Key

			Total		3-Point		F-Throws		Rebounds											Scoring	
Season	gp-gs	min/avg	fg-fga	pct	fg-fga	pct	ft-fta	pct	off	def	tot	avg	pf	fo	ast	to	blk	stl	pts	avg	
2018-19	38-6	753/19.8	74-171	.433	18-59	.305	49-67	.731	50	150	200	5.3	66	0	38	28	21	36	215	5.7	
2019-20	17-15	562/33.1	67-157	.427	8-45	.178	31-54	.574	30	95	125	7.4	27	0	26	28	7	28	173	10.2	
TOTAL	55-21	1315/23.9	141-328	.430	26-104	.250	80-121	.661	80	245	325	5.9	93	0	64	56	28	64	388	7.1	



Individual Career History

Justin McKoy

			Total		3-Point		F-Throws		Rebounds											Scoring	
Season	gp-gs	min/avg	fg-fga	pct	fg-fga	pct	ft-fta	pct	off	def	tot	avg	pf	fo	ast	to	blk	stl	pts	avg	
2019-20	14-0	103/7.4	5-13	.385	0-0	.000	4-6	.667	5	10	15	1.1	11	0	1	3	1	1	14	1.0	
TOTAL	14-0	103/7.4	5-13	.385	0-0	.000	4-6	.667	5	10	15	1.1	11	0	1	3	1	1	14	1.0	

Casey Morsell

			Total		3-Point		F-Throws		Rebounds											Scoring	
Season	gp-gs	min/avg	fg-fga	pct	fg-fga	pct	ft-fta	pct	off	def	tot	avg	pf	fo	ast	to	blk	stl	pts	avg	
2019-20	20-13	494/24.7	34-133	.256	10-70	.143	10-12	.833	7	32	39	2.0	40	0	17	22	3	13	88	4.4	
TOTAL	20-13	494/24.7	34-133	.256	10-70	.143	10-12	.833	7	32	39	2.0	40	0	17	22	3	13	88	4.4	

Jayden Nixon

			Total		3-Point		F-Throws		Rebounds											Scoring	
Season	gp-gs	min/avg	fg-fga	pct	fg-fga	pct	ft-fta	pct	off	def	tot	avg	pf	fo	ast	to	blk	stl	pts	avg	
2018-19	14-0	43/3.1	3-10	.300	0-3	.000	2-4	.500	3	5	8	0.6	10	0	1	4	2	2	8	0.6	
2019-20	5-0	18/3.6	1-2	.500	0-1	.000	0-0	.000	1	1	2	0.4	1	0	0	2	0	0	2	0.4	
TOTAL	19-0	61/3.2	4-12	.333	0-4	.000	2-4	.500	4	6	10	0.5	11	0	1	6	2	2	10	0.5	

Kody Stattmann

			Total		3-Point		F-Throws		Rebounds											Scoring	
Season	gp-gs	min/avg	fg-fga	pct	fg-fga	pct	ft-fta	pct	off	def	tot	avg	pf	fo	ast	to	blk	stl	pts	avg	
2018-19	18-0	73/4.1	9-21	.429	4-15	.267	8-9	.889	2	9	11	0.6	8	0	2	5	0	1	30	1.7	
2019-20	14-10	355/25.4	25-78	.321	8-41	.195	6-9	.667	9	35	44	3.1	17	0	13	17	7	5	64	4.6	
TOTAL	32-10	428/13.4	34-99	.343	12-56	.214	14-18	.778	11	44	55	1.7	25	0	15	22	7	6	94	2.9	

Tomas Woldetensae

			Total		3-Point		F-Throws		Rebounds											Scoring	
Season	gp-gs	min/avg	fg-fga	pct	fg-fga	pct	ft-fta	pct	off	def	tot	avg	pf	fo	ast	to	blk	stl	pts	avg	
2019-20	19-12	469/24.7	35-104	.337	29-80	.363	6-6	1.000	3	40	43	2.3	32	0	19	20	5	13	105	5.5	
TOTAL	19-12	469/24.7	35-104	.337	29-80	.363	6-6	1.000	3	40	43	2.3	32	0	19	20	5	13	105	5.5	