

GAME NOTES



ACC 29 POSTSEASON APPEARANCES | 4 SWEET SIXTEENS | 1 ELITE EIGHT | 1990 ACC REGULAR SEASON CHAMPIONS



CLEMSON (11-9, 5-5 ACC) vs. WAKE FOREST (9-11, 2-8 ACC)
SATURDAY, FEBRUARY 1 • 8:05 P.M. ET • LJVM COLISEUM (9,000) • WINSTON-SALEM, N.C.



CLEMSON RECORDS

Overall:	11-9	Win-1
vs. ACC opponents:	5-5	Win-1
Non-Conference regular-season:	6-4	Loss-1
Home:	9-4	Win-4
Away:	1-4	Loss-2
Neutral:	1-1	Loss-1

2019-20 SCHEDULE/RESULTS

Date	Opponent	TV	Score/Time (ET)
10/30	Anderson (Exhibition)	N/A	W, 75-48
11/5	Virginia Tech*	ESPNU	L, 60-67
11/7	Presbyterian	ACCNU	W, 79-45
11/10	Colgate	ACCNX	W, 81-68
11/17	Detroit Mercy	ACCNX	W, 87-65
11/21	Alabama A&M	ACCNX	W, 87-51
11/24	vs. TCU ¹	ESPN2	W, 62-60 OT
11/26	vs. No. 21/24 Colorado ¹	ESPN2	L, 67-71
12/2	at Minnesota ²	ESPN2	L, 60-78
12/8	at No. 17/19 Florida State*	ACCNU	L, 53-72
12/15	South Carolina	ESPN2	L, 54-67
12/20	Jacksonville	ACCNU	W, 68-39
12/22	Yale	ACCNU	L, 45-54
12/31	Miami*	ACCNU	L, 68-73 OT
1/4	NC State*	ACCNU	W, 81-70
1/11	at North Carolina*	RSN	W, 79-76 OT
1/14	No. 3/3 Duke*	ESPN	W, 79-72
1/18	at NC State*	RSN	L, 54-60
1/21	Wake Forest*	ACCNU	W, 71-68
1/25	at No. 6/5 Louisville*	RSN	L, 62-80
1/28	Syracuse*	RSN	W, 71-70
2/1	at Wake Forest*	ACCNU	8 p.m.
2/5	at Virginia*	RSN	7 p.m.
2/9	Notre Dame*	ACCNU	6 p.m.
2/12	at Pittsburgh*	RSN	9 p.m.
2/15	Louisville*	ESPN2/U/ACCNU	4 p.m.
2/22	at Boston College*	ACCNU	TBA
2/25	at Georgia Tech*	ESPN2/ACCNU	9 p.m.
2/29	Florida State*	RSN	2 p.m.
3/4	at Virginia Tech*	ACCNU	7 p.m.
3/6	Georgia Tech*	ESPN2	7 p.m.

* - ACC contest; Note: Home games in **bold**; ¹ MGM Resorts Main Event (Las Vegas, Nev.); ² ACC/Big 10 Challenge

CREDENTIALS

GAME CREDENTIALS

Media wishing to apply for credentials to cover Clemson Basketball games at Littlejohn Coliseum will be asked to apply at www.SportsSystems.com/ClemsonBasketball. Please contact Ben Winterrowd at winterrowd@clemson.edu with any questions or concerns. All credentialing decisions are made in accordance with the Clemson University Athletics Media Credential Policy, available at ClemsonTigers.com/mediapolicy.

CLEMSON SOCIAL MEDIA

Twitter | Instagram @ClemsonMBB
Facebook Facebook.com/ClemsonMBB

ATHLETIC COMMUNICATIONS

SID Contact: Ben Winterrowd
Cell Phone: 630.862.8828
Email: winterrowd@clemson.edu

Secondary Contact: Meaghan Frazier
Email: mfrazier@g.clemson.edu



GAME CENTER



TELEVISION: ACCN
Talent: Mike Monaco and Matt Doherty

RADIO: Clemson Tigers Network
Talent: Don Munson and Tim Bourret
Engineer: Ben Milstead

RADIO: XM 380, Internet 970

CLEMSON/WAKE FOREST SERIES HISTORY:

- OVERALL: Clemson trails series, 64-99
- HOME: Clemson leads series, 42-36
- ROAD: Clemson trails series, 16-53
- NEUTRAL: Clemson trails series, 5-10
- LAST MEETING: January 21, 2020 (W, 71-68)
- STREAK: Won 7

SETTING THE SCENE BETWEEN THE TIGERS AND DEMON DEACONS

- The Clemson Tigers will look for its eighth-straight victory over Wake Forest and move above the .500 mark in league play.
- The contest will be televised on ACCN with Mike Monaco and Matt Doherty calling the action courtside, while Don Munson and Tim Bourret will call the action on the radio waves. The radio call will be available on the Clemson Tigers Network and Tunein.com.
- Live stats will be provided on ClemsonTigers.com and Twitter updates will be available on Clemson's official account (@ClemsonMBB).

CLEMSON BASKETBALL HEADLINES

- Clemson will look to move above the .500 mark in the league with a victory over Wake Forest. It would be its eighth consecutive victory over the Demon Deacons.
- Tevin Mack turned in a career performance against Syracuse with 32 points and 10 assists. It was his second double-double and a career-best 32 points. The performance came via a career-best 12 made field goals.
- Clyde Trapp was the Tigers' second double-digit scorer against the Orange and he turned in career bests in points (17), rebounds (9) and assists (6).
- Alex Hemenway's performance at Louisville was most notable with a career high 8 points, including two threes in his first action since Nov. 7.
- Beating Wake Forest gave Clemson at least a break-even record in the season series against all four ACC schools from the Tar Heel state.
- It's the first time since 1989-90 when Clemson was 1-1 vs. Duke, 1-1 vs. UNC, 1-1 vs. NC State and 3-0 vs. Wake Forest.
- Clemson defeated No. 3/3 Duke on for its first win over an AP top-3 ranked opponent since North Carolina on Feb. 18, 2001.
- With that win over Duke on Jan. 14, Head Coach Brad Brownell passed Cliff Ellis for the all-time wins mark in Clemson basketball history.
- Clemson has been bitten by the injury bug in 2019, having many key players miss time due to injuries, which includes three starting players.
- For much of the season, Clemson has had as few as eight scholarship players active. Clemson has had players miss 52 games this season.

PROBABLE LINEUPS

(--/--)	Clemson	Ht.	Wt.	Yr.	Hometown	GP/GS	PPG	RPG	APG	MPG
G 0	Clyde Trapp	6-4	194	Jr.	Eastover, S.C.	10/8	7.1	4.1	2.7	26.2
G 10	Curran Scott	6-4	205	Gr.	Edmond, Okla.	20/7	7.1	1.8	1.8	23.6
G 15	John Newman III	6-5	197	So.	Greensboro, N.C.	20/20	9.8	3.7	2.2	31.5
F 13	Tevin Mack	6-6	227	Gr.	Columbia, S.C.	20/19	12.6	5.6	1.0	28.2
F 25	Aamir Simms	6-8.5	240	Jr.	Palmyra, Va.	19/19	13.8	7.6	2.6	31.5
F 1	Jonathan Baehre	6-10	209	Jr.	Wiesbaden, Germany	2/0	0.0	3.5	0.0	13.0
G 2	Al-Amir Dawes	6-2	180	Fr.	Newark, N.J.	20/16	7.9	2.8	2.8	29.1
G 3	Chase Hunter	6-3	200	Fr.	Atlanta, Ga.	9/4	5.3	1.0	1.6	37.8
G 4	Nick Honor	5-10	205	So.	Orlando, Fla.	Sitting Out Due to NCAA Transfer Rules				
F 5	Hunter Tyson	6-8	211	So.	Monroe, N.C.	20/2	6.1	3.4	0.3	14.6
G 11	Parker Fox	6-6	202	So.	Reno, Nev.	5/0	0.4	0.2	0.0	2.6
G 12	Alex Hemenway	6-3	180	Fr.	Newburgh, Ind.	4/0	4.3	0.0	0.3	10.0
F 20	O'Neil McBride	6-7	195	Fr.	Myrtle Beach, S.C.	5/0	0.4	0.8	0.2	2.4
F 21	Khavon Moore	6-8	217	So.	Macon, Ga.	18/4	2.5	2.3	0.7	11.2
G 31	Wells Hoag	6-2	180	So.	Greenville, S.C.	4/0	1.3	0.5	0.0	3.0
F 32	Paul Grinde	6-10	275	Gr.	Virginia Beach, Va.	5/0	2.0	0.2	0.0	3.1
C 55	Trey Jemison	7-0	256	So.	Birmingham, Ala.	20/0	1.7	1.6	0.1	7.5

(--/--)	Wake Forest	Ht.	Wt.	Yr.	Hometown	GP/GS	PPG	RPG	APG	MPG
G 0	Brandon Childress	6-0	195	Sr.	Winston-Salem, N.C.	19/19	15.7	2.9	4.7	34.4
G 11	Torry Johnson	6-3	175	Gr.	Chicago, Ill.	20/12	6.0	1.9	1.0	26.3
G 13	Andrien White	6-3	200	RSr.	Richmond, Va.	20/20	9.5	3.9	1.7	24.8
F 33	Ody Oguama	6-9	205	Fr.	Raleigh, N.C.	20/18	3.0	4.3	0.1	15.6
C 30	Olivier Sarr	7-0	255	Jr.	Toulouse, France	19/6	13.2	9.4	1.1	26.4

BROADCAST SHEET

(Clicking on a player's headshot will take you to their online bio)



#0 CLYDE TRAPP

So. • 6-4 • 194 • Guard

Eastover, S.C. • Lower Richland HS

- Netted career-high 17 points against Syracuse (Jan. 28) and scored game-winning basket with less than 3.0 seconds left.
- Career-high rebounds (9) and assists (6) against the Orange.

- Made his return from a torn ACL against Jacksonville (Dec. 20).
- Tore his ACL on Friday, June 28 - the day before the team took off for Italy for the 2019 World University Games.



#1 JONATHAN BAEHRE

Jr. • 6-10 • 209 • Forward

Wiesbaden, Germany • UNC Asheville

- Returned from ACL injury on Dec. 8 against Florida State.
- Tore his ACL on Tuesday, May 21 and did not participate in the 2019 World University Games in Italy.

- Sat out last season due to NCAA transfer rules.
- Transferred from UNC Asheville.
- Scored 28 points and grabbed 14 rebounds in an NIT contest against Southern California (the only USC) in 2018.



#2 AL-AMIR DAWES

Fr. • 6-2 • 180 • Guard

Newark, N.J. • The Patrick School

- Season-high 19 points against Alabama A&M
- Came to Clemson as a four-star prospect according to ESPN and 247Sports. Ranked No. 95 in ESPN's Top 100

- Averaged 7.0 points, 2.2 rebounds and 2.3 assists during the 2019 World University Games.
- Chose Clemson over Providence, Seton Hall, St. John's and UCONN.




#3 CHASE HUNTER

Fr. • 6-3 • 200 • Guard

Atlanta, Ga. • Westlake HS

- Came to Clemson as a four-star prospect and No. 98 overall in 247Sports' Top 100.
- Rated the No. 4 player in the state of Georgia and the No. 14 combo guard in the country.

- Averaged 3.8 points, 1.5 rebounds and 1.0 assists during the 2019 World University Games.
- Chose Clemson over Georgia, Virginia, Oklahoma and Michigan State.




#5 HUNTER TYSON

So. • 6-8 • 211 • Forward

Monroe, N.C. • Piedmont HS

- Scored career-high 21 points in second career start. Finished 9-of-13 from the floor. Career-high 9 made field goals.
- Now owns two 20-point games in his career - both have come this season.

- First career start came against South Carolina (Dec. 15)
- Averaged 8.3 points and 3.8 rebounds during the 2019 World University Games.
- Averaged 1.6 points and 1.0 rebounds last season.




#10 CURRAN SCOTT

Gr. • 6-4 • 204 • Guard

Edmond, Okla. • Tulsa

- Shooting 52.2 percent from the floor and 44.4 percent from three in ACC play.
- Graduate senior who is serving his final year of eligibility for the Tigers in 2019-20.

- Shot 44.4 percent from long range in AAC play last season.
- Scored in double-figures on 13 occasions, including two 20-point outings.
- Finished the season (last five games) averaging 15.8 points.



#11 PARKER FOX

So. • 6-7 • 208 • Guard

Reno, Nev. • Oconee HS (Ga.)

- Secured first career rebound vs. Jacksonville (Dec. 20).
- Walk-on guard who joined the team in the spring of 2018.
- Son of current University of California men's basketball head coach Mark Fox.

- Made his collegiate debut against The Citadel (Nov. 6, 2019).
- Connected on first career points with first career 3-pointer against Charleston Southern.
- Finished the season 50.0 percent from the floor and from distance.



#12 ALEX HEMENWAY

Fr. • 6-3 • 180 • Guard

Newburgh, Ind. • Castle HS

- Scored career-high 8 points on 3-of-4 made FG, including two triples.
- Severe high ankle sprain. Available to play and returned Jan. 25 at No. 6/5 Louisville.

- Came to Clemson as a three-star prospect.
- Ranked as the No. 10 prospect in the state of Indiana.
- Chose Clemson over Nebraska, Creighton, DePaul and Belmont.



#13 TEVIN MACK

Gr. • 6-6 • 227 • Guard/Forward

Columbia, S.C. • Dreher HS

- Career-high 32 points vs. Syracuse (Jan. 28). Career-high 12 field goals made.
- Tallied five steals against Colgate (Nov. 10). Second player in the last five seasons for Clemson (Marquise Reed).

- Second career double-double against Syracuse (Jan. 28).
- Played 48 career games at Texas prior to transferring to Alabama.
- Career high 27 points against Oklahoma State (1/4/17).



#15 JOHN NEWMAN III

So. • 6-5 • 197 • Guard

Greensboro, N.C. • Greensboro Day

- Posted a career-high 17 points at North Carolina (Jan. 11). Career-best seven field goals.
- Tied career-best with 16 pts vs. Colorado
- Career-high 4 steals vs. South Carolina

- Averaged 13.3 points and 5.7 rebounds per game during the 2019 World University Games.
- Scored 8 points and grabbed five rebounds in an exhibition victory over Anderson (Oct. 30).




#20 O'NEIL McBRIDE

Fr. • 6-7 • 195 • Forward

Myrtle Beach, S.C. • Myrtle Beach HS

- Scored first career points at Minnesota (Dec. 2).
- Has two rebounds this season
- Walk-on who joined the Tigers during the summer of 2019.

- Attended and graduated from Myrtle Beach High School.
- Averaged 10.0 PPG and 9.0 RPG as a senior
- Following high school, attended postgraduate school and played at Fork Union Military Academy (Va.).



#21 KHAVON MOORE

So. • 6-8 • 217 • Forward

Macon, Ga. • Texas Tech

- Scored career-high 10 points on career-best 5 made field goals at Minnesota (Dec. 2).
- NCAA waiver was granted on Oct. 30.

- Came out of high school as a highly regarded four-star prospect.
- Was rated No. 44 in the nation by Rivals.com.
- ESPN graded Moore at No. 43 in ESPN's Top 100.




#25 AAMIR SIMMS

Jr. • 6-8.5 • 240 • Forward

Palmyra, Va. • Blue Ridge School

- Scored career-high 25 points (10-15 FG) and added 9 rebounds and 5 assists in win over No. 3/3 Duke
- Notched "Quintuple Leadership" at UNC (Jan. 11) - 20 pts, 8 reb, 6 ast, 4 blk, 3 stl

- ACC Player of the Week (Jan. 13).
- Averaged 15.2 points and 9.8 rebounds per game during the 2019 World University Games.
- Scored 27 points and grabbed 16 rebounds against Israel.




#32 PAUL GRINDE

Gr. • 6-10 • 275 • Forward

Virginia Beach, Va. • Vassar

- Graduate senior who is serving his final year of eligibility for the Tigers in 2019-20 (transferred from Vassar College).
- Averaged 14.1 points and 6.9 rebounds per game last season for Vassar.

- 17th player in Vassar history to amass 1,000 points.
- Ranks sixth all-time at Vassar in rebounds with 569
- One of just four players all time at Vassar to post 1,000 points and 500 rebounds.



#55 TREY JEMISON

So. • 7-0 • 256 • Center

Birmingham, Ala. • Hoover HS

- Scored career-high 10 points and grabbed a career-best five rebounds against Alabama A&M (Nov. 21).
- Blocked a career-high four shots against the Bulldogs.

- Scored career-high four points at Duke (Jan. 5, 2019).
- Blocked a career-high two shots against Wake Forest (Feb. 3, 2019).
- Averaged 4.2 points and 3.5 rebounds at 2019 World University Games.

ROSTER

ALPHABETICAL

No	Name	Pos	Hgt	Wgt	Cl.	Exp.	Hometown	Previous School
1	Jonathan Baehre	F	6-10	209	Jr.	TR	Wiesbaden, Germany	UNC Asheville
2	Al-Amir Dawes	G	6-2	180	Fr.	HS	Newark, N.J.	The Patrick School
11	Parker Fox	G	6-7	208	So.	1VL	Reno, Nev.	Oconee HS (Ga.)
32	Paul Grinde	F/C	6-10	275	Gr.	TR	Virginia Beach, Va.	Vassar
12	Alex Hemenway	G	6-3	180	Fr.	HS	Newburgh, Ind.	Castle HS
31	Wells Hoag	G	6-2	180	So.	HS	Greenville, S.C.	Greenville HS
4	Nick Honor	G	5-10	205	So.	TR	Orlando, Fla.	Fordham
3	Chase Hunter	G	6-3	200	Fr.	HS	Atlanta, Ga.	Westlake HS
55	Trey Jemison	C	7-0	256	So.	1VL	Birmingham, Ala.	Hoover HS
13	Tevin Mack	G/F	6-6	227	Gr.	TR	Columbia, S.C.	Alabama
21	Khavon Moore	G/F	6-8	217	So.	TR	Macon, Ga.	Texas Tech
15	John Newman III	F	6-5	197	So.	1VL	Greensboro, N.C.	Greensboro Day School
10	Curran Scott	G	6-4	205	Gr.	TR	Edmond, Okla.	Tulsa
25	Aamir Simms	F	6-8.5	248	Jr.	2VL	Palmyra, Va.	Blue Ridge School
0	Clyde Trapp	G	6-4	194	Jr.	2VL	Eastover, S.C.	Lower Richland HS
5	Hunter Tyson	F	6-8	211	So.	1VL	Monroe, N.C.	Piedmont HS

NUMERICAL

No	Name	Pos	Hgt	Wgt	Cl.	Exp.	Hometown	Previous School
0	Clyde Trapp	G	6-4	194	Jr.	2VL	Eastover, S.C.	Lower Richland HS
1	Jonathan Baehre	F	6-10	209	Jr.	TR	Wiesbaden, Germany	UNC Asheville
2	Al-Amir Dawes	G	6-2	180	Fr.	HS	Newark, N.J.	The Patrick School
3	Chase Hunter	G	6-3	200	Fr.	HS	Atlanta, Ga.	Westlake HS
4	Nick Honor	G	5-10	205	So.	TR	Orlando, Fla.	Fordham
5	Hunter Tyson	F	6-8	211	So.	1VL	Monroe, N.C.	Piedmont HS
10	Curran Scott	G	6-4	205	Gr.	TR	Edmond, Okla.	Tulsa
11	Parker Fox	G	6-7	208	So.	1VL	Reno, Nev.	Oconee HS (Ga.)
12	Alex Hemenway	G	6-3	180	Fr.	HS	Newburgh, Ind.	Castle HS
13	Tevin Mack	G/F	6-6	227	Gr.	TR	Columbia, S.C.	Alabama
15	John Newman III	F	6-5	197	So.	1VL	Greensboro, N.C.	Greensboro Day School
21	Khavon Moore	G/F	6-8	217	So.	TR	Macon, Ga.	Texas Tech
25	Aamir Simms	F	6-8.5	248	Jr.	2VL	Palmyra, Va.	Blue Ridge School
31	Wells Hoag	G	6-2	180	So.	HS	Greenville, S.C.	Greenville HS
32	Paul Grinde	F/C	6-10	275	Gr.	TR	Virginia Beach, Va.	Vassar
55	Trey Jemison	C	7-0	256	So.	1VL	Birmingham, Ala.	Hoover HS

Head Coach: Brad Brownell

Assistant Coaches: Dick Bender, Antonio Reynolds Dean, Anthony Goins

Director of Basketball Operations: Matt Bucklin

Special Assistant to the Head Coach: Marty Simmons

Director of Basketball Recruiting: Philip Pearson

Strength & Conditioning: Mike Bewley

Director of Player Development: Terrell McIntyre

Athletic Trainer: Brad Crowe

Video Coordinator: Amit Tailor

Graduate Managers: Kylen Butler and Aaron Stevens

Undergraduate Managers: Jake Cerota, Luke Phillips, Braden Green, Palmer Morris, Jack Greer, Devon Gilliard, Jack Nauseef, Thomas Brockhorst, Johnny Heijer, Carson Greco, Drew Buddin, Robert Lewis (ClemsonLIFE) and Ty Parris (ClemsonLIFE)

PRONUNCIATION GUIDE

Jonathan Baehre	<i>Rhymes with Bear</i>
Mike Bewley	<i>BYOO-lee</i>
Brad Brownell	<i>BROW-nehl</i>
Trey Jemison	<i>GEM-ih-son</i>
Khavon Moore	<i>KAY-vohn</i>
Paul Grinde	<i>GRIN-dee</i>

CLEMSON TIGERS BLUEPRINT

Via High School Ranks (9)

Clyde Trapp (2017 recruiting class)
 Al-Amir Dawes (2019 recruiting class)
 Chase Hunter (2019 recruiting class)
 Hunter Tyson (2018 recruiting class)
 Parker Fox (2018 recruiting class)
 Alex Hemenway (2019 recruiting class)
 John Newman III (2018 recruiting class)
 Aamir Simms (2017 recruiting class)
 Trey Jemison (2018 recruiting class)

Via Transfer Portal (6)

Jonathan Baehre (2018 transfer from UNC Asheville)
 Nick Honor (2019 transfer from Fordham)
 Curran Scott (2019 graduate transfer from Tulsa)
 Tevin Mack (2019 graduate transfer from Alabama)
 Khavon Moore (2019 transfer from Texas Tech)
 Paul Grinde (2019 graduate transfer from Vassar)

HEAD COACH BRAD BROWNELL



(Clicking on Coach Brownell's headshot will take you to his online bio)



CAREER RECORDS

Overall Record: 347-221
Conference Games (regular season career): 182-128
Non-Conference Games (at Clemson): 95-41
ACC Tournament: 4-9
NCAA Tournament (career): 3-5
Overtime Games (at Clemson): 11-7
NIT (career): 4-3

CAREER RECORDS (ACC PLAY)

Overall Record (Regular Season): 81-87
Overall Record (inc. postseason): 85-96
ACC Tournament: 4-9

ALL-TIME WINNINGEST COACHES

1.	Brad Brownell (2010-present)	180-136
2.	Cliff Ellis (1985-94)	177-128
3.	Bill Foster (1975-84)	156-106
4.	Oliver Purnell (2003-10)	138-88
5.	Joe Davis (1932-40)	101-86

CAREER COACHING RECORDS

Season Victories: 25
Cliff Ellis, 1986-87
Oliver Purnell, 2006-07
Brad Brownell, 2017-18

ACC Season Victories
11, Brad Brownell, 2017-18

ACC Home Victories
8, Brad Brownell, 2017-18

ACC Regular Season Career Victories
81, Brad Brownell (81-87), 2010-20

Overall Wins vs. ACC Teams
85, Brad Brownell (85-96), 2010-20

Overall Winning Percentage
vs. ACC Teams: .470, Brad Brownell (85-96), 2010-20

Overall ACC Home Winning Percentage
.684, Brad Brownell (65-30), 2010-20

ABOUT BRAD BROWNELL

Born November 15, 1968
Hometown Evansville, Indiana
High School Harrison High School
Degree DePauw University (1991); history
Master's University of Indianapolis (1994); history

FAMILY

Wife Paula
Daughter Abby
Daughter Kate

COACHING EXPERIENCE

Years	School, Position
1991-92	Evansville, graduate assistant
1992-94	Indianapolis; assistant coach
1994-2002	UNC Wilmington, assistant coach
2002-06	UNC Wilmington, head coach
2006-10	Wright State, head coach
2010-pres.	Clemson, head coach

PLAYING EXPERIENCE

Years	
1988-91	DePauw University (Ranks seventh in school history in career assists - 332; 15th in steals - 102; 17th in free throw percentage - .782)
1989-90 Season	.899 free throw percentage; 132 assists, 47 steals (all top 10 single season; 2nd in FT, 10th in AST, 9th in STL)

COACHING HONORS

2003	Colonial Athletic Association Coach of the Year
2006	Colonial Athletic Association Coach of the Year
2008	Horizon League Coach of the Year
2018	Sports Illustrated College Basketball Coach of the Year

COACHING TREE

Colton Ayers (Assistant coach at Limestone College)
Nick Bowman (Assistant coach at Nicholls State)
Tee Butters (Assistant coach at Charleston Southern)
Austin Claunch (Head coach at Nicholls State)
Billy Donlon (Head coach at UMKC)
Jimmy Garrity (Head women's coach at Wofford)
CJ Gleaton (Assistant coach at Quincy University)
Adam Gordon (Associate head coach at Southeast Missouri State)
Earl Grant (Head coach at College of Charleston)
Marty McGillan (Assistant coach at Longwood)
Riley McGillan (Director of operations at Longwood)
Lucas McKay (Assistant coach at UMKC)
Terrence Oglesby (Assistant coach at Carson-Newman)
Rick Ray (Head coach at Southeast Missouri State)
Richie Riley (Head coach at South Alabama)
Tanner Smith (Assistant coach at Kennesaw State)
Mike Winiecki (Assistant coach at Lakeland Magic (NBA G-League))

NBA DRAFT PICKS UNDER BROWNELL

2014	K.J. McDaniels, 32nd to Philadelphia
2017	Jaron Blossomgame, 59th to San Antonio

BROWNELL'S YEAR-BY-YEAR HEAD COACHING RECORD

YEAR	SCHOOL	OVERALL	.PCT	CONF.	POSTSEASON
2002-03	UNC Wilmington	24-7	.744	15-3	NCAA, 1st round
2003-04	UNC Wilmington	15-15	.500	9-9	
2004-05	UNC Wilmington	19-10	.655	13-5	
2005-06	UNC Wilmington	25-8	.758	15-3	NCAA, 1st round
2006-07	Wright State	23-10	.697	13-3	NCAA, 1st round
2007-08	Wright State	21-10	.677	12-6	
2008-09	Wright State	20-13	.606	12-6	
2009-10	Wright State	20-12	.625	12-6	
2010-11	Clemson	22-12	.647	9-7	NCAA, 2nd round
2011-12	Clemson	16-15	.516	8-8	
2012-13	Clemson	13-18	.419	5-13	
2013-14	Clemson	23-13	.639	10-8	NIT, Semifinals
2014-15	Clemson	16-15	.516	8-10	
2015-16	Clemson	17-14	.548	10-8	
2016-17	Clemson	17-16	.515	6-12	NIT, 1st Round
2017-18	Clemson	25-10	.714	11-7	NCAA, Sweet Sixteen
2018-19	Clemson	20-14	.588	9-9	NIT, 2nd Round
2019-20	Clemson	11-9	.550	5-5	

HEAD COACHING SUMMARY

at UNC Wilmington	83-40	.675	52-20
at Wright State	84-45	.651	49-21
at Clemson	180-136	.570	81-87
TOTALS	347-221	.611	182-128

NOTE: Conference record is regular season only.

GAME NOTES & MISCELLANEOUS STATS

SERIES HISTORY VS. WAKE FOREST

- Clemson trails the all-time series to Wake Forest 64-99.
- However, the Tigers have won seven-straight contests against the Demon Deacons and Head Coach Brad Brownell is 12-1 against Wake Forest in his time at Clemson.
- Clemson topped Wake Forest at home earlier this year, overcoming a double-digit deficit, to prevail 71-68.

INJURY BITTEN TIGERS

- The Tigers have been bitten by the injury bug in 2019 and have had many key players miss time due to injuries, including preseason projected starters Clyde Trapp and Jonathan Baehre and in-season starter Chase Hunter.
- Three-of-the-five injured Tigers have missed at least 10 games this season.
- For much of the season, the Tigers have had as few as **eight scholarship players** active in games.
- The Tigers have had players miss a total of **52** games this season due to injury.

Games Missed

Name	Yr	Pos	Gms Missed
Jonathan Baehre	Jr.	F	18
Alex Hemenway	Fr.	G	12
Chase Hunter	Fr.	G	10
Khavon Moore	So.	G/F	2
Clyde Trapp	Jr.	G	10

MACK ATTACK

- Tevin Mack put on a show against Syracuse in a 71-70 Clemson victory.
- Mack netted a career-high 32 points (23 in the second half) and grabbed 10 rebounds.
- It marked Mack's second career double-double. Six of his 10 rebounds came on the offensive glass.
- It was the most points by a Tiger since Jaron Blossomgame scored 33 against NC State on Feb. 20, 2016.
- It was also the most points scored by a Tiger in any home ACC contest since 2002.
- Edward Scott scored 36 against Florida State on Feb. 23, 2002.
- Mack is the 38th player in Clemson history to score at least 30 points in a game.
- He is just the fifth Tiger since 2014 to score 30 points in a game.

30-POINT GAMES UNDER BROWNELL

Date	Name	Site-Opponent	Points
1-18-20	Tevin Mack	H-Syracuse	32
2-23-19	Marcquise Reed	H-Boston College	31
1-16-19	Marcquise Reed	H-Georgia Tech	30
3-23-18	Gabe DeVoe	N-Kansas	31
3-1-16	Jaron Blossomgame	H-Virginia	31
2-20-16	Jaron Blossomgame	A-NC State	33
2-8-16	Jaron Blossomgame	H-Notre Dame	30
3-19-14	K.J. McDaniels	H-Georgia State	30
2-11-14	K.J. McDaniels	A-Notre Dame	30

WINS OVER THREE OF TOP FOUR WINNINGEST COACHES IN HISTORY

- With Clemson's 71-70 win over Syracuse (Jan. 25), Brad Brownell defeated Hall of Fame coaches Roy Williams, Mike Krzyzewski and Jim Boeheim in a 17-day period in January.
- Coach K is first in college basketball history in total wins, while Boeheim is second and Roy Williams is fourth.
- Brownell is the fourth coach to beat all three in the same season since Syracuse joined the ACC for the 2013-14 season.
- It has happened five times total as Tony Bennett has beaten all three in the same year twice, 2013-14 and 2017-18.

COACHES WHO HAVE BEATEN COACH K, ROY WILLIAMS AND JIM BOEHEIM IN SAME YEAR

Year	Coach	School	vs. Duke	vs. UNC	vs. 'Cuse
13-14	Tony Bennett	Virginia	72-63, 69-65	76-61	75-56
14-15	Mark Gottfried	NC State	87-75	58-46	71-57
15-16	Rick Pitino	Louisville	71-64	71-65	72-58
17-18	Tony Bennett	Virginia	65-63	61-49, 71-63	59-44, 68-61
19-20	Brad Brownell	Clemson	79-72	79-76 (OT)	71-70

Note: Since Syracuse joined the ACC in 2013-14

IF CLEMSON BEATS WAKE FOREST...

- The Tigers would have a 5-1 record against ACC schools from the Tar Heel State.
- That would be the most wins in a season for the Clemson program against "Big Four" schools since 1993-94 when Clemson was 5-5.
- A 5-1 record vs. ACC schools from the Tar Heel State would be the best winning percentage for the Clemson program in history. The existing record is .778 (7-2) by the 1976-77 season (Tree Rollins' senior year).

YEARS CLEMSON HAS HAD A WINNING RECORD AGAINST N.C. SCHOOLS

- This is already just the second winning record for Clemson against the Big Four schools over the course of a season in the last 30 years.
- Since 1990, the only other year Clemson has had a winning record against the Big Four is 2016-17 when the Tigers were 4-2.
- Overall, this is just the seventh season Clemson has had a winning record against ACC schools from the state of North Carolina.

CLEMSON WINNING RECORDS AGAINST "BIG FOUR" SCHOOLS

Year	Duke	UNC	NCST	Wake	Total
1966-67	1-1	1-1	2-0	1-2	5-4
1974-75	2-1	1-2	1-1	2-0	6-4
1976-77	3-0	1-1	2-0	1-1	7-2
1978-79	1-1	1-1	1-1	2-0	5-3
1989-90	1-1	1-1	1-1	3-0	6-3
2016-17	0-1	0-1	2-0	2-0	4-2
2019-20	1-0	1-0	1-1	1-0	4-1

CLEMSON VS. STATE OF NORTH CAROLINA

- With a win over Wake Forest on Jan. 21, it gives Clemson at least a break even record in the season series against all four ACC schools from the Tar Heel state for the first time since 1989-90 when the Tigers were 1-1 vs. Duke, 1-1 vs. UNC, 1-1 vs. NC State and 3-0 vs. Wake Forest.
- The only other years Clemson has been at least break even against all four ACC schools from North Carolina are 1979-80 (when Clemson was 1-1 against all four) and 1976-77. That year, Tree Rollins senior season, Clemson was 3-0 vs. Duke, 1-1 vs. North Carolina, 2-0 vs. NC State and 1-1 vs. Wake Forest.

- This is just the third time in the last 24 years Clemson has at least four wins over ACC schools from the state of North Carolina.
- Other years are 2007-08 (4-4) and 2016-17 (4-2).
- It gives Clemson a 4-1 record against ACC schools from the state of North Carolina, most wins in a season against the "Big Four" since 2016-17 when the Tigers were 4-2 against North Carolina, Duke, NC State and Wake Forest combined. But it would be just the second time Clemson has had four wins against the Big Four since 2007-08.
- Clemson has one more game against an ACC school from North Carolina. That contest is at Wake Forest on Saturday, Feb. 1.

OVERCOMING DOUBLE-DIGIT DEFICITS

- Clemson has overcome four double-digit deficits this season and comeback to win overtime games against

TCU (Nov. 24) and North Carolina (Jan. 11), as well as, games in regulation against Wake Forest (Jan. 21) and Syracuse (Jan. 28).

- The Tigers trailed by as many as 15 points against the Horned Frogs in their first game of the MGM Main Event in Las Vegas.
- Clemson defeated TCU 62-60 at T-Mobile Arena in their opening contest of the tournament on Sunday.
- After putting together a 15-0 run to close out the second half, Clemson prevailed in overtime.
- Marking the largest comeback for the Tigers since 2011.
- Down 52-37 with 7:39 remaining, the Tigers remained poised, however, and outscored the Horned Frogs 15-0 over the course of the final 7:39 of the second half. A steal by Curran Scott helped facilitate a game-tying basket by Mack in the final minute, thus forcing overtime.
- Clemson would prevail 62-60 in the extra period.
- Clemson overcame a 13-point deficit toward the end of the first half against the Tar Heels, and also a 10-point deficit with just 2:08 remaining in regulation to force overtime and claim victory in the extra period.
- Aamir Simms scored the last 10 points of regulation to help force overtime and then scored or assisted on six-of-nine overtime points to help the Tigers prevail for their first-ever win in Chapel Hill.
- Clemson trailed Wake Forest early in the first half, but overcame a 10-point deficit and a six-point halftime deficit to oust the Demon Deacons by three in regulation.
- The Tigers used a big second-half from Tevin Mack to overcome a 10-point deficit to the Orange.
- Clemson trailed by 10 with 16:26 left in the second half to edge Syracuse by one in regulation.

OVERCOMING 10-POINT DEFICITS UNDER BRAD BROWNELL

Date	Opponent	Down/Half	Score	Final
1-28-20	Syracuse	10/2	35-45	71-70
1-21-20	Wake Forest	10/1	17-27	71-68
1-11-20	at North Carolina	10/2	58-68	79-76 OT
11-24-19	vs. TCU	15/2	37-52	62-60 OT
2-24-18	Georgia Tech	11/2	33-44	75-67
1-28-18	at Georgia Tech	12/1	12-24	72-70
12-16-17	vs. Florida	12/2	35-47	71-69
11-29-17	at Ohio State	13/1	11-24	79-65
12-31-16	at Wake Forest	13/2	51-64	73-68
1-13-16	Duke	12/1	16-28	68-63
1-24-15	Wake Forest	13/2	51-64	73-68
1-11-14	Duke	10/1	26-36	72-59
12-3-13	SC State	10/1	8-18	65-49
11-21-13	vs. Temple	12/1	20-32	72-58
2-5-11	at Georgia Tech	11/1	8-19	65-56
1-25-11	NC State	19/1	12-31	60-50
12-33-10	at Coll. of Charleston	11/1	0-11	66-59

BOLD signifies a Clemson home game

BROWNELL ALL-TIME WINS LEADER

- Head Coach Brad Brownell passed former Head Coach Cliff Ellis with a victory over No. 3/3 Duke on Jan. 14.
- Brownell tied former Head Coach Cliff Ellis for the most wins all-time while at Clemson (177).
- The historic tying win for Brownell came following the Tigers' first-ever victory at North Carolina (Jan. 11), 79-76 in overtime.

ALL-TIME WINNINGEST COACHES AT CLEMSON

Rk.	Coach	Record
1.	Brad Brownell (2010-present)	180-136
2.	Cliff Ellis (1985-94)	177-128
3.	Bill Foster (1975-84)	156-106
4.	Oliver Purnell (2003-10)	138-88
5.	Joe Davis (1932-40)	101-86
6.	Rock Norman (1941-46)	85-131
7.	Bobby Roberts (1963-70)	82-116
8.	Rick Barnes (1994-98)	74-48
9.	Larry Shyatt (1998-03)	70-84
10.	Tates Lock (1971-75)	62-70

NOTES

PRONUNCIATION GUIDE

COACHES

HC Brad Brownell	BROW-nehl
Strength Coach Mike Bewley	BYOO-lee
Player Development Terrell McIntyre	TUH-rell
Athletic Trainer Brad Crowe	"Crow"
Video Coordinator Amit Tailor	uh-MEET Taylor

PLAYERS

F Jonathan Baehre	"Bear"
F Paul Grinde	GRIN-dee
C Trey Jemison	GEM-ih-son
F Khavon Moore	KAY-vohn
G Curran Scott	KERR-uhn

HOMETOWNS/HIGH SCHOOLS

Weisbaden , Germany (Jonathan Baehre)	WHEEZ-bade-en
Oconee High School (Ga.) (Parker Fox)	OH-cone-ee
Dreher High School (Tevin Mack)	Dreer
Macon , Ga. (Khavon Moore)	MAKE-in

TIGERS TOPPLE NO. 3 BLUE DEVILS

- Clemson finished a historic back-to-back with a 79-72 win over No. 3/3 Duke on Jan. 14.
- Duke had held its previous seven opponents under 65 points until Clemson nearly put up an 80-spot in the seven-point victory.
- The win marked just the fourth time in the last 20 years that a team had defeated North Carolina and Duke back-to-back during the regular season.

TEAMS TO BEAT UNC & DUKE BACK-TO-BACK (Regular Season last 20 years)

Team	Year
Clemson Tigers	2019-20
Maryland Terrapins	2006-07
NC State Wolfpack	2002-03
Maryland Terrapins	2002-03

- It marks the third team in the last 10 seasons overall to beat Duke and UNC in consecutive games, joining Notre Dame in the 2015 ACC Tournament and Florida State in the 2012 ACC Tournament.
- The last time that Clemson had defeated North Carolina and Duke in consecutive games was during the 1989-90 season.
- That year the Tigers earned a 69-61 home win over North Carolina on Feb. 24 and then turned around and took down No. 5 Duke by four, 97-93.
- The win over Duke helped Clemson clinch at least a share of the 1990 ACC Regular Season championship. (Duke would lose to UNC the very next weekend to give the Tigers sole possession of the regular season championship).
- The win over No. 3/3 Duke was also the highest-ranked team that Clemson has beaten under Head Coach Brad Brownell.
- It was the first time since Feb. 4, 2009 that the Tigers have defeated a top-5 Duke team. Clemson beat Duke 74-47 that year.
- The Tigers knocked off an AP Top 3 ranked opponent for the first time since Feb. 18, 2001 when Clemson topped No. 1 North Carolina 75-65.

CLEMSON'S BEST BACK-TO-BACK WINS

- There have been many noteworthy back-to-back victories in Clemson's history, but Jan. 11-14, 2020 is right up there or at the top.
- Head Coach Brad Brownell has been the leader for two of the moments below.
- March 3-4, 1939:** Clemson beat Davidson 49-33 and Maryland 39-27 to win the Southern Conference Tournament in Raleigh.
- March 1-2, 1962:** Clemson beats host NC State, 67-46 and No. 8 Duke, 77-72 in first two rounds of ACC

Tournament in Raleigh.

- Feb. 17-18, 1967:** Clemson downs NC State 62-50 and No. 4 North Carolina, 92-88 to win the North-South Doubleheader in Charlotte.
- Jan. 17-21, 1976:** Clemson wins consecutive games over top 5 teams on the road, 86-81 at No. 5 Wake Forest and 82-77 over No. 2 Maryland.
- March 6-8, 1980:** Defeated Utah State 76-73 and No. 12 BYU and Danny Ainge, 71-66 in NCAA Tournament in Ogden, Utah.
- March 1-4, 1989:** Beat No. 9 Duke, 79-74 and No. 25 Georgia Tech, 81-79 (OT) to clinch NCAA tournament birth.
- Feb. 24-28, 1990:** Beat North Carolina 69-61 and No. 5 Duke 97-93 to clinch ACC regular season title.
- March 16-18, 2018:** Beat New Mexico State, 79-68 and No. 16 Auburn, 84-53 in NCAA Regional in San Diego, Calif.
- Jan. 11-14, 2020:** Beat North Carolina in Chapel Hill for first time, 79-76 (OT) and No. 3 Duke at home, 79-72.

Note: Chronological order

HISTORIC WIN IN CHAPEL HILL

- Clemson overcame a 13-point deficit toward the end of the first half, and also a 10-point deficit with just 2:08 remaining in regulation to force overtime and claim victory in the extra period.
- The comeback win marked the second time this season that the Tigers won a game without leading once during regulation.
- It also marked the second double-digit deficit overcome for victory this season.
- It marked the Tigers' first-ever win in Chapel Hill in 60 tries and over 95 years dating back to the 1925-26 season.
- Aamir Simms led the Tigers with a "Quintuple Leadership" - leading Clemson with 20 points, eight rebounds, six assists, four blocks and three steals.
- Simms scored the last 10 points of regulation for the Tigers and scored or assisted on six-of-the-nine overtime points to help lead the Tigers to an historic victory.
- Simms nailed his third 3-pointer of the contest with 3.5 seconds remaining from the nearside wing to knot the score at 70-70.
- Then in overtime, with Clemson leading 77-76, Simms caught a pass at the key from Clyde Trapp and drove left side to finish a layup and give Clemson a 3-point advantage.
- The Tar Heels came back down and flailed up two three-point attempts, to no avail.
- Both John Newman III and Tevin Mack both showed out and scored 17 points each in the victory.
- Mack fouled out of the game with 2:08 remaining and the Tigers trailing by 10 points, but Clemson finished regulation on a 17-4 run and the game on a 21-8 run to capture the victory.

CLEMSON IN MIDDLE OF TOBACCO ROAD

- Clemson is in the middle of a five-game streak of playing games against ACC teams from the state of North Carolina. This is the first time in history Clemson has played five-straight games against North Carolina "Tobacco Road" schools in the same season.
- It is the first time Clemson has played five-straight games against ACC teams from North Carolina since the final three games of 1961-62 and the first two games of 1962-63.
- The last three games of 1961-62 were all in the 1962 ACC Tournament in Raleigh, wins over NC State and Duke and a championship game loss to Wake Forest.
- Clemson is off to a great start in this stretch with two wins, a victory over NC State at home and the epic win at North Carolina.

BRAD BROWNELL VS. 2019-20 OPPONENTS

Opponent	at Clemson	Overall
Alabama A&M	1-0	1-0
Boston College	10-3	10-3
Colgate	1-0	1-0
Colorado	0-1	0-1
Detroit Mercy	1-0	11-0
Duke	3-9	3-9
Florida State	6-15	6-15
Georgia Tech	16-4	16-4
Jacksonville	1-0	3-0
Louisville	2-4	2-4
Miami (Fla.)	5-7	5-7
Minnesota	0-2	0-2
North Carolina	2-11	2-13
NC State	8-10	8-10
Notre Dame	2-5	2-5
Pittsburgh	6-3	6-3
Presbyterian	3-0	4-0
South Carolina	5-5	5-5
Syracuse	4-4	4-4
TCU	1-0	1-0
Virginia	2-11	2-11
Virginia Tech	6-8	6-8
Wake Forest	12-1	12-2
Yale	0-1	0-1

CLEMSON VS. 2019-20 OPPONENTS

Opponent	Overall
Alabama A&M	1-0
Boston College	18-7
Colgate	2-0
Colorado	0-1
Detroit Mercy	1-0
Duke	32-110
Florida State	32-44
Georgia Tech	73-63
Jacksonville	2-0
Louisville	2-7
Miami (Fla.)	14-13
Minnesota	2-6
North Carolina	22-133
NC State	54-105
Notre Dame	2-5
Pittsburgh	6-3
Presbyterian	58-18-1
South Carolina	79-91
Syracuse	6-4
TCU	2-0
Virginia	53-76
Virginia Tech	16-20
Wake Forest	64-99
Yale	1-2

- The win in Chapel Hill was Clemson's first victory over the Tar Heels on their home court and the first win by Clemson against the Tar Heels in the state of North Carolina since the 1996 ACC Tournament in Greensboro.

FEWEST 2ND HALF POINTS ALLOWED UNDER BROWNELL

- Clemson allowed just 11 points in the second half against Jacksonville. It marked the fewest points allowed in a second half under head coach Brad Brownell.
- The previous marked was 14 by Delaware State on Nov. 13, 2013.
- The Tigers allowed just two points in the last 14:40 of regulation, including holding the Dolphins scoreless for the last 7:55 of the second half.
- During the last 14:40, Clemson held Jacksonville to just 1-for-19 from the floor, including forcing five

NOTES

LITTLEJOHN COLISEUM

First Game: Nov. 30, 1968 (Clemson 76, Georgia Tech 72)
Games: 780
Overall Record: 571-209 (.732)
Non-Conference: 357-46 (.886) | **ACC:** 214-163 (.568)
Brownell Era: 110-38 (.743) | **Non-Con:** 57-12 (.826) | **ACC:** 50-28 (.641)
Total Attendance (Avg.): 6,229,390 (7,986)
Most Wins / Season: 16 (2006-07; 2013-14)

LITTLEJOHN COLISEUM HOME RECORD

Year	Overall	Pct.	Attn.	Avg.
1968-69	4-7	.364	55,150	5,014
1969-70	6-5	.546	50,877	4,625
1970-71	8-4	.667	63,488	5,291
1971-72	6-4	.600	81,278	8,128
1972-73	9-2	.818	85,750	7,795
1973-74	9-4	.692	103,519	7,963
1974-75	11-1	.917	113,515	9,460
1975-76	8-5	.615	107,220	8,248
1976-77	13-2	.867	134,841	8,883
1977-78	10-5	.667	138,115	9,208
1978-79	13-3	.813	144,535	9,033
1979-80	15-0	1.000	130,900	8,727
1980-81	12-4	.750	145,792	9,112
1981-82	11-5	.688	139,731	8,733
1982-83	9-7	.563	131,063	8,191
1983-84	11-5	.688	129,600	8,100
1984-85	12-4	.750	130,136	8,134
1985-86	14-5	.737	144,699	7,616
1986-87	15-2	.882	142,274	7,328
1987-88	12-4	.750	117,250	7,328
1988-89	13-1	.929	114,123	8,151
1989-90	14-0	1.000	122,540	8,753
1990-91	9-7	.563	121,314	7,582
1991-92	12-4	.750	114,691	7,168
1992-93	11-5	.688	113,803	7,113
1993-94	11-4	.733	108,074	7,205
1994-95	11-5	.688	116,754	7,297
1995-96	14-2	.875	150,037	9,377
1996-97	12-3	.800	147,019	9,801
1997-98	11-3	.786	156,103	11,151
1998-99	12-3	.800	141,728	9,449
1999-00	7-9	.438	142,679	8,918
2000-01	9-7	.563	137,909	8,619
2001-02	8-8	.500	139,954	8,747
2002-03	5-4	.555	80,600	8,956
2003-04	10-6	.625	122,900	7,681
2004-05	10-5	.667	111,886	7,459
2005-06	12-4	.750	106,251	6,641
2006-07	16-4	.800	147,122	7,356
2007-08	14-2	.875	137,739	8,609
2008-09	13-3	.813	135,619	8,476
2009-10	14-2	.875	151,442	9,465
2010-11	15-2	.882	140,920	8,289
2011-12	11-5	.688	125,249	7,828
2012-13	8-7	.533	118,305	7,887
2013-14	16-3	.842	142,231	7,486
2014-15	11-6	.611	129,800	7,635
2015-16	Home games held in Greenville, S.C. due to renovation			
2016-17	11-6	.611	123,442	7,262
2017-18	15-1	.938	123,895	7,743
2018-19	14-5	.737	133,290	7,015
2019-20	9-4	.692	82,238	6,326

Largest Crowds

Attendance	Date	W/L	Results
13,863	1-9-1980	W	Clemson 87, Duke 82 (OT)
13,136	2-28-1990	W	Clemson 97, Duke 93
12,632	1-29-1977	W	Clemson 93, UNC 73
12,611	1-7-1987	W	Clemson 73, NC State 69
12,267	1-19-1981	L	Virginia 74, Clemson 59
12,258	1-17-1981	L	Maryland 68, Clemson 62 (OT)
12,013	2-24-1990	W	Clemson 69, UNC 61
11,909	1-11-1978	L	Duke 107, Clemson 85
11,800	1-22-1975	W	Clemson 83, Maryland 82
11,800	2-22-1975	W	Clemson 92, NC State 70
11,800	1-24-1976	L	Virginia 69, Clemson 62
11,742	1-23-1988	W	Clemson 69, S. Carolina 65

Note: The arena was named for J.C. Littlejohn, a long-time Clemson University employee, for many years the school's business manager.

turnovers.

CLEMSON TOUGH TO BEAT WHEN ALLOWING 50 OR LESS POINTS

- In Brad Brownell's tenure as head coach at Clemson, the Tigers are a combined 45-2 when they allow 50 or less points to its opponent.
- The Tigers have won their last 24 contests in which they have allowed 50 or less points (24-0).
- Most recently, the Tigers held Jacksonville to just 39 total points (only 11 in the second half) en route to a 68-39 victory.
- In just the Tigers' second game of the 2019-20 season, they held Presbyterian to just 45 points, marking the first time this season they have held an opponent under the 50-point threshold.
- Clemson went 4-0 during 2018-19 in such games.
- The Tigers topped Pittsburgh with a 62-48 victory on the road on Feb. 27.
- Clemson rolled Georgia Tech on the road on Feb. 6, 65-42, and clinching the fewest points allowed in consecutive ACC games in Clemson history.
- The Tigers dominated Wake Forest on Feb. 3, 64-37, holding the Demon Deacons to the lowest point total allowed in an ACC game under Brownell.
- The 37 points ties Georgia Tech from a Feb. 21, 2012, 56-37, Tiger victory.
- The 40th win came on Nov. 20 in the Cayman Islands Classic semifinals with a 64-49 win over Georgia.
- The only losses on the record are losses to Virginia (49-47, Feb. 2, 2011) and Miami (45-43, Feb. 17, 2013).

CLEMSON'S RECORD IN GAMES ALLOWING 50 POINTS OR LESS (UNDER BROWNELL)

Year	Record
2010-11	6-1
2011-12	7-0
2012-13	6-1
2013-14	9-0
2014-15	3-0
2015-16	4-0
2016-17	2-0
2017-18	2-0
2018-19	4-0
2019-20	2-0
TOTAL	45-2

CLEMSON WHEN ALLOWING 40 OR LESS POINTS

- Taking it one step further, Clemson has allowed 40 points or less on nine occasions during Brownell's tenure as head coach.
- The Tigers have accomplished this feat twice during

CLEMSON BIRTHDAYS

January 6	O'Neil McBride
January 10	Paul Grinde
February 15	Wells Hoag
February 17	Aamir Simms
April 6	Khavon Moore
April 8	Chase Hunter
May 1	Tevin Mack
June 13	Hunter Tyson
June 17	Alex Hemenway
July 5	Curran Scott
July 15	Parker Fox
August 2	John Newman III
September 12	Jonathan Baehre
September 28	Al-Amir Dawes
October 3	Nick Honor
November 15	Brad Brownell
November 28	Trey Jemison
December 23	Clyde Trapp

TIGERS IN THE NBA

Randy Mahaffey, F Kentucky Colonels New York Nets Carolina Cougars	1968-69 1969-70 1970-71
Skip Wise, G San Antonio Spurs	1975-76
Tree Rollins, C Atlanta Hawks Cleveland Cavaliers Detroit Pistons Houston Rockets Orlando Magic	1978-88 1989-90 1990-91 1991-93 1993-95
Larry Nance, F Phoenix Suns Cleveland Cavaliers	1982-88 1988-94
Horace Grant, F Chicago Bulls Orlando Magic Seattle Supersonics Los Angeles Lakers	1988-94 1994-99, 2001-03 1999-2000 2000-01, 2003-04
Devin Gray, F San Antonio Spurs, Sacramento Kings Houston Rockets	1996-97 1999-2000
Elden Campbell, C Los Angeles Lakers Charlotte/New Orleans Hornets Seattle Supersonics Detroit Pistons	1990-99 1999-2002 2002-03 2003-05
Dale Davis, F Indiana Pacers Portland Trailblazers Golden State Warriors Detroit Pistons	1991-2000, 2004-05 2000-04 2004-05 2005-07
Chris Whitney, G San Antonio Spurs Washington Wizards Denver Nuggets Orlando Magic	1993-95 1995-2002, 2003-04 2002-03 2002-03
Sharone Wright, C Philadelphia 76ers Toronto Raptors	1994-95 1995-98
Greg Buckner, G Dallas Mavericks Philadelphia 76ers Denver Nuggets Minnesota Timberwolves Memphis Grizzlies	1999-2002, 2006-07 2002-04 2004-06 2007-08 2008-09
Harold Jamison, F Miami Heat Los Angeles Clippers	1999-2000 2001-02
Will Solomon, G Memphis Grizzlies Toronto Raptors, Sacramento Kings	2001-02 2008-09
Trevor Booker, F Washington Wizards Utah Jazz Brooklyn Nets Indiana Pacers	2010-14 2014-16 2016-18 2018
K.J. McDaniels, G Philadelphia 76ers Houston Rockets Brooklyn Nets Toronto Raptors	2014-15 2015-17 2017 2017
Jaron Blossomgame, F Cleveland Cavaliers	2018-19
Donte Grantham, F Oklahoma City Thunder	2018-19

NOTES

ACC play, while the other seven contests have been out-of-conference games.

- Clemson notched its first of the 2019-20 season with a 68-39 beating of Jacksonville on Dec. 20.
- Clemson allowed just 11 second half points against the Dolphins - the least amount allowed under Brownell at Clemson in a second half.

CLEMSON'S RECORD IN GAMES ALLOWING 40 POINTS OR LESS (UNDER BROWNELL)

Date	Opponent	Site	W/L	Score
Dec. 20, 2019	Jacksonville	H	W	68-39
Feb. 3, 2018	Wake Forest	H	W	64-37
Nov. 13, 2015	NC Central	H	W	74-40
Dec. 14, 2013	Furman	H	W	71-35
Nov. 29, 2013	Coastal Carolina	H	W	69-40
Nov. 13, 2013	Delaware State	H	W	58-37
Feb. 21, 2012	Georgia Tech	A	W	56-37
Dec. 17, 2011	Winthrop	H	W	60-40
Dec. 17, 2010	Savannah State	H	W	61-40
RECORD				9-0

CLEMSON MANAGERS CLIMBING NATIONAL RANKS

- Clemson's manager team is 2-3 this season and has slowly been climbing the @ManagerGames_ national rankings since the poll debuted earlier this year.
- They are averaging 73.8 points per game over five contests this season.
- The Clemson managers rank 47th nationally.
- The 73.8 points per contest ranks 47th in the country out of 143 teams.
- The Tiger managers have four averaging double figures this season: Terrell McIntyre (27.0), Aaron Stevens (20.0), Jake Cerota (14.0) and Kylen Butler (12.0).

COMEBACK FOR THE AGES

- Putting on a show in the "Entertainment Capital of the World," the Clemson University men's basketball team stepped up under pressure and pulled off a gritty victory in the 2019 MGM Resorts Main Event.
- Clemson defeated TCU 62-60 at T-Mobile Arena in their opening contest of the tournament on Sunday.
- After putting together a 15-0 run to close out the second half, Clemson prevailed in overtime.
- The Tigers knocked down 10 3-pointers, including several pivotal treys, in their first action away from Littlejohn Coliseum.
- Marking the largest comeback for the Tigers since 2011.
- Tevin Mack led the charge for the Tigers with a season-high 22 points and nine rebounds.
- Mack went 5-of-10 from deep, with three of his 3-point shots coming in the first half.
- Aamir Simms sparked the comeback in the second half. Simms manufactured a double-double with 13 points and 12 boards, and all 13 of his points were tallied after halftime.
- Down 52-37 with 7:39 remaining, the Tigers remained poised, however, and outscored the Horned Frogs 15-0 over the course of the final 7:39 of the second half. A steal by Curran Scott helped facilitate a game-tying basket by Mack in the final minute, thus forcing overtime.
- In the bonus period, the Tigers came back from a four-point deficit, with a 3-pointer by Al-Amir Dawes giving Clemson a lead that it did not relinquish. Dawes' shot was netted with 1:33 remaining, and it put the Tigers ahead 61-60. The Horned Frogs missed a couple of shots near the basket on their final possession, and Mack then iced the game with a free throw.

HIGH SCORING TIGERS

- Clemson scored 80+ points in three-straight games earlier this season (Nov. 10-21, 2019).
- The Tigers scored 87 points in consecutive games

against Detroit Mercy and Alabama A&M en route to blowouts. They also scored 81 against Colgate, the Patriot League preseason favorites.

- It marked just the third time that Clemson has scored 80+ points in three-straight games under head coach Brad Brownell.
- The Tigers also accomplished this from Dec. 4-10, 2016 and Nov. 10-16, 2017.

THREE MAJOR SCORERS

- In Clemson's win over Detroit Mercy on Nov. 17, the Tigers boasted three scorers with at least 18 points.
- Hunter Tyson (20), Aamir Simms (19) and Tevin Mack (18) all helped lead the Tigers to a season-high 87 points and a decisive 22-point victory.
- As a collective group, they finished 24-for-36 from the floor (66.7 percent).
- It also marked the first time in nearly 12 seasons that the Tigers have accomplished that feat.
- You'd have to go back to March 8, 2009 when the Tigers' Demontez Stitt (21), K.C. Rivers (21) and Trevor Booker (18) paced Clemson in a 96-88 loss to Wake Forest.

TIGERS SWIPE 13 STEALS

- Clemson came away with 13 steals in its 81-68 win over Colgate on Nov. 10.
- The 13 steals were the most in a game for Clemson since swiping 15 in an 84-67 win over Lipscomb last season (Dec. 30, 2018).
- The year prior in 2017-18, the Tigers stole 15 passes in a 74-69 overtime win over Louisville (Jan. 6, 2018).
- Besides those two instances, it is the third-most steals in a game for Clemson under head coach Brad Brownell since they notched 16 (the most under coach Brownell) against The Citadel on Jan. 1, 2013.
- Tevin Mack came up with five steals against Colgate (Nov. 10) - his career-best to date.
- Mack is the first Tiger to garner five steals in a game since Marcquise Reed stole five in a 67-55 win over Syracuse last season (March 9, 2019).
- Reed achieved five steals on three separate occasions last season.
- Mack is just the second Clemson player since the 2015-16 season to garner at least five steals in a game.
- Avry Holmes stole six against Georgia Tech that season (Feb. 13, 2016).

CLEMSON'S DEFENSE LAST TWO SEASONS

- Clemson has finished in the top 15 of adjusted defensive efficiency each of the last two seasons.
- The Tigers are one of just six total programs to claim that accomplishment over the last two years.
- Clemson finished 14th nationally last season and 6th nationally in 2017-18.
- The Tigers join Duke, Virginia, Houston, Michigan and Michigan State as the only programs who can make this defensive claim.

THREES FOR DAYS

- Clemson knocked down an impressive barrage of 3-pointers in a 79-45 victory over Presbyterian (Nov. 7).
- The Tigers made 14 threes for just the sixth time in program history.
- Clemson has made 14 threes or more on four occasions during the Brownell Era.
- The Tigers made 14 last season in a home victory over Pittsburgh (Jan. 29, 2019).
- The year prior, Clemson made 15 in a home win against North Carolina (Jan. 30, 2018).
- In 2015, the Tigers knocked down 14 on the road at Minnesota in a loss.

THREE-POINT GOALS - CLEMSON

No	Att	Site-Opponent	Date
16	28	N2-Puerto Rico-Mayaguez	12-19-2005
16	26	A-Virginia	2-7-2008
15	37	N1-Evansville	12-27-1993
15	30	H-North Carolina	1-30-2018
15	28	A-Maryland	1-20-2002
15	27	H-Western Carolina	12-23-2006
15	23	A-Virginia	1-22-1983
14	34	H-Presbyterian	11-7-2019
14	30	H-Presbyterian	11-13-2009
14	28	H-Georgia Tech	1-24-2001
14	28	A-Minnesota	11-30-2015
14	27	H-Pittsburgh	1-29-2019
14	25	A-Virginia Tech	1-29-2009

BOLD signifies Brad Brownell coached team

FRESHMEN EMPHASIS

- Head coach Brad Brownell has started an all-freshmen backcourt this season with Al-Amir Dawes and Chase Hunter.
- This marks the first time that Brownell has started a freshman since 2014-15 when Donte Grantham started his first career game as a Tiger.
- The year prior to Grantham, Brownell started Jaron Blossomgame as a rookie in 2013-14.
- Other recent instances of one freshman starting their rookie year: Demontez Stitt (2007-08), Trevor Booker (2006-07), K.C. Rivers (2005-06).
- The last time that Clemson had two freshmen primarily in the starting lineup was 2004-05 when guard Cliff Hammonds and forward Cheyenne Moore shared that privilege.
- The 1995-96 season was unique in Clemson history in that, then-head coach Rick Barnes started four freshmen and one sophomore. Among the freshmen starting that season, current director of player development and second all-time leading scorer Terrell McIntyre.
- You'd have to go all the way back to the 1943-44 season for the last time the Tigers primarily started freshmen in the backcourt.
- Eddis Freeman and Leonard Riddle started most of that season in the backcourt and combined for 18.4 points per game.
- Dawes and Hunter combined for 18 points in their debut as Tigers.

FIRST FRESHMEN TIGERS SINCE...

- As noted above, the last time freshmen primarily started in the backcourt was the 1943-44 season.
- However, Clemson has started freshmen in the backcourt since then, but just not on a regular basis.
- The last time the Tigers started both freshmen in the backcourt was Feb. 27, 1991. A 79-62 loss at Duke.
- Jimmy Mason and Andrew Bovain started for the Tigers at Cameron Indoor Stadium.

YOUTH MOVEMENT

- In addition to both freshmen in the backcourt, the Tigers start a sophomore, junior and a graduate transfer.
- With the exception of a graduate transfer, the Tigers' bench is primarily made up of freshmen and sophomores.
- According to Ken Pomeroy, the Tigers' boast an experience ranking of 1.48 which stands 246th in the country (out of 351 programs).
- This means that Clemson is valued as one of the youngest teams in the country.
- The experience value is in terms of years of college experience where a player's eligibility class is assumed to determine this.
- For the purposes of calculation, a freshman has zero years of experience, a sophomore has one year, etc.
- The experience also weights the experience of each player on the roster based on minutes played. Players that have played less than 10% of their team's minutes are not included.

NOTES

BROWNELL'S 20-WIN SEASONS

- Head coach Brad Brownell clinched his fourth 20-win campaign at Clemson with a 75-69 victory over Wright State in the first round of the NIT on March 19, 2019.
- It marks Brownell's second consecutive 20-win season at Clemson.
- Brownell won 25 games in 2017-18 en route to leading the Tigers to the Sweet 16 of the NCAA Tournament.
- Brownell was a Naismith National Coach of the Year semifinalist in 2017-18 and won Sports Illustrated College Coach of the Year.
- The 25 wins tied the Clemson record for wins in a season and the 11 ACC victories was the most by a Clemson coach in history.
- Brownell also accomplished 20 wins in 2013-14 and in his first season as a Tiger in 2010-11.
- The Tigers reached the semifinals of the NIT in 2014, while making an appearance in the second round of the NCAA Tournament in 2011.
- Brownell came to Clemson with six 20-win campaigns under his belt, including one at UNC Wilmington and one for each year he spent at Wright State.
- Of those six seasons, Brownell's teams made it to the NCAA Tournament on three occasions.

CLEMSON REPRESENTS UNITED STATES AND WINS GOLD MEDAL

- Clemson represented the United States at the 2019 World University Games and proceeded to finish the tournament 6-0 and win a Gold Medal.
- The Gold Medal for the United States was its first since 2015 and just its second since 2005.
- In the Gold Medal game, John Newman III scored a game-high 20 points with a team-high seven rebounds as the United States coasted to an 85-63 win over Ukraine.
- The United States trailed early in the game 6-0, but went on a 23-4 run and a 12-2 run to start the second quarter to take a 40-17 lead.
- The USA cruised in the second half and built a game-high 27-point lead at 79-52 before closing out the 22-point win.
- Aamir Simms led the United States' attack, averaging 15.2 points and 9.8 rebounds for the tournament.
- Simms turned in his best performance with an ultra-impressive showing against Israel in the semifinal game with 27 points and 16 rebounds.
- Newman III followed Simms' lead throughout the tournament and averaged 13.3 points and 5.7 rebounds per contest.
- Of the United States' six victories, four came by five points or less.

CLEMSON 2019-20 SIGNING CLASS

- Head coach Brad Brownell's Tigers announced the signing of three student-athletes on Nov. 15.
- 247Sports ranked the Tigers' class No. 35 overall in the country and No. 6 in the Atlantic Coast Conference.
- Al-Amir Dawes (The Patrick School/Newark, N.J.), Chase Hunter (Westlake/Atlanta, Ga.) and Alex Hemenway (Castle HS/Newburgh, Ind.) all signed national letters of intent to play at Clemson.
- *"We're excited about the addition of these three young men," Brownell stated. "It's no secret that we needed to add depth to our backcourt and our staff is super excited about Al-Amir, Chase and Alex. They all bring unique skill sets to our team and we believe they will complement each other very well on the floor."*
- Dawes is a 6-2 guard from Newark, N.J. and was rated as a four-star prospect according to both ESPN and 247Sports.
- ESPN has Dawes ranked No. 95 in its Top 100 for the 2019 signing class when he signed with Clemson.
- He was rated the 5th-best prospect in New Jersey,

15th nationally at the point guard position and 24th overall on the east coast.

- Dawes averaged 16.8 points, 4.0 assists, 2.9 rebounds and 1.8 steals per game on the Nike EYBL Circuit en route to third-team honors — earning top 15 recognition.
 - He chose Clemson over Providence, Seton Hall, St. John's and UCONN.
 - *"Al is a tough, hard-nosed playmaker who excels in the pick and roll game," said Brownell. "He comes from one of the best basketball programs in the country and has played against tremendous competition throughout his career. He has very good speed in the open floor and we are excited about his ability to create for himself and others."*
 - Hunter is a 6-3 combo guard from Atlanta Ga. and was rated as a four-star prospect and No. 98 overall in 247Sports' Top 100 recruits for the 2019 class.
 - 247Sports ranked Hunter as the No. 4 player in the state of Georgia and the No. 14 combo guard in the country.
 - He averaged 15.6 points, 4.1 rebounds, 2.3 assists and 1.8 steals per game as a junior in high school.
 - He scored in double-figures in 17-of-22 games and scored more than 20 points on eight occasions, including at least 30 points twice.
 - On the Under Armour Circuit, he averaged 14.0 points, 2.7 assists, 2.5 rebounds and 1.5 steals per game.
 - Hunter chose Clemson over Georgia, Virginia, Oklahoma and Michigan State.
 - *"Chase is a super athletic guard who attacks the basket in transition and shoots the ball well from the perimeter," Brownell said. "He is a very strong, physical defender who should be able to contribute immediately because of his elite athleticism and his ability to score in a variety of ways."*
 - Hemenway is a 6-4 distance shooter from Newburgh, Ind. and was rated as a three-star prospect by 247Sports and was listed as the No. 10 recruit in the state of Indiana.
 - Hemenway averaged 21.0 points, 5.0 rebounds and 4.0 assists per game as a junior last season at Castle High School.
 - He chose Clemson over Nebraska, Creighton, DePaul and Belmont.
 - *"Alex is a sneaky good athlete with very good skill level and a high basketball IQ," said Brownell. "He shoots the ball well from three-point range and his versatility should allow him to play both guard positions in our program."*
- *LIT* TLEJOHN COLISEUM**
- The Tigers are 38-10 (.792) dating back to the beginning of the 2017-18 season on their home floor.
 - Since the inception of the newly renovated Littlejohn Coliseum prior to the 2016-17 season, the Tigers are 47-16 overall (.746 percent).
 - In non-conference regular season games, the Tigers are 25-3 during that span (.893 percent).
 - In total non-conference games, including home NIT games, the Tigers are 26-5 (.839 percent).

CLEMSON SEASON BREAKDOWN BY UNIFORM

- In 2017-18 the Tigers debuted three new jerseys to their arsenal, including a new version of its home white and road orange uniform. They also debuted purple, anthracite and throwback jerseys.
- Clemson wore its 2017-18 home whites the most last season, wearing them for 19-out-of-their-32 regular season games.
- With the exception of one home game in which Clemson wore 1990's throwback home white uniform against Pittsburgh, the Tigers wore its 17-18 home whites on the road in a 14-point win at Ohio State. The Buckeyes wore all

red that night.

- They also wore white during their two-point triumphant comeback win over then No. 22-ranked Florida on Dec. 16 in the Orange Bowl Classic.
- 18 of the Tigers' 25 wins in 2017-18 came while wearing their home whites.
- Clemson tallied 13 victories in their home whites last season.

CLEMSON'S RECORD BY UNIFORM (17/18-pres.)

Uniform	Times Worn	Wins	Losses
Home White	49	40	9
Road Orange	29	13	16
90's Throwback Home White	4	2	2
Purple	3	0	3
Anthracite	2	0	2

2020-21 SIGNING CLASS IS 35TH NATIONALLY

- Head Coach Brad Brownell and his staff added two players to the Clemson University men's basketball program on Wednesday. P.J. Hall (Spartanburg, S.C./Dorman) and Olivier-Maxence Prosper (Montreal, Quebec, Canada/NBA Academy Latin America) both signed national letters of intent to play for the Tigers beginning in 2020-21.
- The recruiting class ranks 35th nationally according to Rivals. It is 38th nationally according to 247Sports. Also, according to 247Sports, Hall and Prosper rank as the No. 3 and No 4 all-time prospects based on ranking in Clemson history.
- *"I'm extremely excited about the addition of P.J. and O-Max to the Clemson Basketball family," said Brownell. "They are both highly regarded players who come from outstanding families and will add tremendous size, length and versatility to our team. These two hard-working young men have the ability and the opportunity to make a significant impact on our program. Our fans will certainly be excited to watch them play next season."*

P.J. HALL (SPARTANBURG, S.C./DORMAN)

- Hall is a 6-10, 235-pound forward from Spartanburg, S.C. and is rated as a four-star prospect according to both ESPN and 247Sports. ESPN ranks Hall No. 42 in its Top 100 for the 2020 signing class. He is rated the No. 1 prospect in South Carolina and 10th at his position nationally. 247Sports lists Hall as their No. 61 overall prospect and the No. 9 player at his position in the country. Rivals ranks him at No. 62 in their Rivals150.
- *"P.J. is a strong, physical post player with a shooting touch that allows him to play both inside and outside. He comes from an outstanding Dorman High School program coached by Thomas Ryan, where he has won back-to-back 5A State Championships. His passion for basketball and willingness to work gives us great excitement about his future at Clemson."*
- *"Family's the most important thing, and that's the reason I fell in love with Clemson University," Hall said. "I went up there and my last visit in the fall was amazing. We were on a visit, but it didn't feel like a visit. It felt like I was a part of the basketball team and a student at the university."*
- *"That was the reason I couldn't say no. Coach Brownell recruited me two years very hard and I can't wait to play for him for the next four."*
- As a member of Upward Stars (SC), Hall averaged 14.8 points and 4.8 rebounds per game on the adidas Gauntlet in 2019. Hall's best game came against the Atlanta Celtics, scoring 27 points and grabbing 14 rebounds.
- Over the course of 14 games, Hall finished 59.1 (81-for-137) percent from the floor and an ultra-impressive 55.8 percent (24-for-43) from three.
- P.J. chose Clemson over Virginia Tech, Florida, Tennessee, Georgia Tech and South Carolina among others.

P.J. Hall Honors and Accolades
Rankings

NOTES

- No. 1 ranked player in South Carolina
- ESPN ranked four-star prospect (No. 60 in ESPN Top 100, No. 10 power forward in the nation)
- 247Sports ranked four-star prospect (No. 61 in Top247, No. 9 power forward in the nation)
- Rivals ranked four-star prospect (No. 62 in Rivals150)

2018-19

- Averaged 14.5 points, 8.2 rebounds and 2.1 blocks per game as a junior
- USA Today All-South Carolina Team
- 5A State Champion
- All-Region
- All-State
- Spartanburg Herald Journal First-Team All-Area
- Chick-Fil-A Classic All-Tournament Team

2017-18:

- SC Top-80 Camp "Mr. Basketball"
- 5A State Champion
- SCHSL All-Rookie Team

OLIVIER-MAXENCE PROSPER (MONTREAL, QUEBEC, CANADA/ NBA ACADEMY LATIN AMERICA)

- Prosper is a 6-7 versatile forward from Montreal, Quebec, Canada and is rated as a four-star prospect according to 247Sports. He is ranked No. 82 overall and as the No. 15 power forward in the 2020 247Sports Top247.
- *"O-Max is an athletic forward with the skill set and versatility to play multiple positions at Clemson. He's an extremely hard worker who is dedicated to improving his game. Our coaching staff was impressed by his talent and competitive spirit at such a young age and feels like O-Max has a very bright future in basketball."*
- *"Thank you to Clemson University and Clemson Basketball for giving me the opportunity to be part of the family and providing me with the platform to expand my game. This is only the beginning," Prosper posted the day of his commitment.*
- Prosper spent last season at Lake Forest Academy in Illinois and transferred to the NBA's Latin American Academy in Mexico City to finish his high school career. He will graduate early and reclassify and join Clemson for the 2020-21 season.
- Prosper played for Brookwood Elite (Canada) on the adidas Gauntlet in 2019. He averaged 11.2 points and 4.5 rebounds over six contests. He shot 43.4 percent from the floor. Prosper's best game came against the NY Jayhawks, finishing with 17 points and nine rebounds.
- Prosper chose Clemson over California, Stanford and Baylor.

Olivier-Maxence Prosper Honors and Accolades

Rankings

- 247Sports ranked four-star prospect (No. 82 in Top247, No. 15 power forward in the nation)
- Rivals ranked four-star prospect

Accolades

- No. 3 ranked Canadian in 2020 class by North Pole Hoops
- MVP of 2019 Biosteel Canadian All-Star Game
- All-Star Team of 2019 NBA Basketball Without Borders
- First-Team All-Star of NBA Academy Camp
- First-Team All-Tournament at the 2019 Caribbean Classic

P.J. HALL EARNS MVP OF BEACH BALL CLASSIC

- Hall led Dorman High School to the 39th Beach Ball Classic title, just the first time a team from South Carolina has done so since 1986.
- Dorman defeated St. John's of Washington, D.C., 69-

60, for the 39th Beach Ball championship game at the Myrtle Beach Convention Center.

- Hall recorded 20 points and five rebounds for the No. 15 ranked Dorman squad.

P.J. HALL MOVES UP TO NO. 42

- Hall moved up to No. 42 in ESPN's rankings of its Top 100 prospects for 2020.
- The No. 42 ranking is a large jump from his previous mark of No. 60 on ESPN's rankings.
- Hall

CLEMSON TIGERS MAN OF THE MONTH CHALLENGE

- Brad Brownell and the Clemson basketball program began a "Man of the Month" competition in 2017.
- Each player is graded after each practice by his position coach, after each strength session by director of basketball strength and conditioning Mike Bewley and twice a week on academics.
- Oct. 2017 Man of the Month: Lyles Davis
- Nov. 2017: Malik William
- Dec. 2017: Mark Donnal
- Jan. 2018: Marcquise Reed
- Feb. 2018: Gabe DeVoe

- Oct. 2018 Man of the Month: Lyles Davis
- Nov. 2018: Hunter Tyson
- Dec. 2018: Clyde Trapp
- Jan. 2019: Shelton Mitchell
- Feb. 2019: John Newman III

- Oct. 2019 Man of the Month: Alex Hemenway
- Nov. 2019: Hunter Tyson
- Dec. 2019: Trey Jemison
- Jan. 2020: TBA
- Feb. 2020: TBA

0 CLYDE TRAPP



Jr. | Guard | 6-4 | 194
Eastover, S.C. | Lower Richland

» CAREER HIGHS

Points	17	vs. Syracuse	1/28/20
Rebounds	9	vs. Syracuse	1/28/20
Assists	6	vs. Syracuse	1/28/20
Steals	3	2x, last vs. Char. So.	12/18/18
FG Made	6	vs. Syracuse	1/28/20
3FG Made	4	2x, last vs. Syracuse	1/28/20
FT Made	4	4x, last vs. North Carolina	3/2/19
Minutes	37	vs. Wright State	3/19/19

» ABOUT CLYDE TRAPP

Born December 23, 1998
Hometown Eastover, S.C.
High School Lower Richland High School
Major Sports Communications
Pre-Game Ritual Meditates

» Played AAU basketball under Edward Scott, a former All-ACC standout at Clemson and still one of the program's leaders in assists.

» 2019-20 GAME-BY-GAME

OPPONENT	FG	PCT.	3FG	PCT.	FT	PCT.	OR-DR-TOT	PF	A	TO	BLK	STL	PTS	MIN
Virginia Tech	dnp	(injured)												
Presbyterian	dnp	(injured)												
Colgate	dnp	(injured)												
Detroit Mercy	dnp	(injured)												
Alabama A&M	dnp	(injured)												
vs. TCU	dnp	(injured)												
vs. [21] Colorado	dnp	(injured)												
at Minnesota	dnp	(injured)												
at [17] Florida State	dnp	(injured)												
South Carolina	dnp	(injured)												
Jacksonville	2-5	.400	0-2	.000	0-0	.000	0-0-0	0	2	0	0	0	4	12
Yale	2-3	.667	1-2	.500	2-4	.500	0-0-0	1	1	1	0	1	7	21
* Miami	4-8	.500	3-5	.600	2-3	.667	0-5-5	3	1	2	0	1	13	35
* NC State	0-4	.000	0-3	.000	1-2	.500	0-5-5	1	3	3	0	0	1	33
* at North Carolina	2-12	.167	0-4	.000	0-2	.000	0-6-6	3	3	0	0	0	4	28
* [3] Duke	1-2	.500	0-1	.000	1-2	.500	0-3-3	3	3	3	0	1	3	30
* at NC State	1-8	.125	0-2	.000	0-2	.000	1-3-4	2	1	2	0	1	2	22
* Wake Forest	3-6	.500	1-3	.333	2-7	.286	0-8-8	2	4	1	0	1	9	28
* at [6] Louisville	3-7	.429	2-5	.400	3-4	.750	0-1-1	1	3	1	0	2	11	19
* Syracuse	6-9	.667	4-7	.571	1-1	1.000	0-9-9	2	6	2	1	2	17	35
at Wake Forest														
at Virginia														
Notre Dame														
at Pittsburgh														
Louisville														
at Boston College														
at Georgia Tech														
Florida State														
at Virginia Tech														
Georgia Tech														

* - Game Started; [] AP Ranking

» NOTES

CAREER NIGHT ON THE GLASS

- Clyde Trapp grabbed a career-high eight rebounds against Wake Forest (Jan. 21) in a 71-68 victory.
- The eight rebounds were the most of his career and also the most defensive rebounds of his career (8).

POISED ON THE FLOOR

- Trapp brought much needed depth and experience to the floor for the Tigers.
- Having started the last five contests, he has posted 13 assists, including one of the biggest in Clemson history.
- Trapp made a great in rythm, in the pocket pass to Aamir Simms for a late wing 3-pointer to tie the Tar Heels at 70-70 with 3.5 seconds left.
- Trapp scored or assisted on four points in the overtime victory, the Tigers' first in Chapel Hill in 59 tries, spanning 95 years.

TRAPP RETURNS FROM INJURY

- Trapp missed the first 10 games of the season due to injury, but returned off the bench against Jacksonville on Dec. 20.
- Scored a season-high 13 points in his first start against the Dolphins, finishing 4-of-8 from the floor and 3-for-5 from distance.

TRAPP SUFFERS TORN ACL

- It was announced on June 28, 2019 that Trapp tore his ACL, one day before the team would travel to Italy for the 2019 World University Games.

» CAREER STATS

Year				Field Goals			3-PT						Rebounds														
	GS	GP	Min.	FG	FGA	Pct.	FG	FGA	Pct.	FT	FTA	Pct.	OR	DR	TOT	Avg.	PF	DQ	A	TO	Blk	Stl	Pts.	Avg.			
2017-18	29	0	225	16	41	.390	7	21	.333	14	19	.737	1	19	20	0.7	25	0	17	15	2	2	53	1.8			
2018-19	34	7	816	69	173	.399	26	85	.306	40	62	.645	15	114	129	3.4	73	1	54	58	8	28	204	6.0			
2019-20	10	8	262	24	64	.375	11	34	.324	12	27	.444	1	40	41	4.1	18	0	27	15	1	9	71	7.1			
TOTAL	73	15	1304	109	278	.392	44	140	.314	66	108	.611	17	157	174	2.4	116	1	98	88	11	39	328	4.5			

1 JONATHAN BAEHRE

Jr. | Forward | 6-10 | 214
Weisbaden, Germany | UNC Asheville



» CAREER HIGHS

Points	28	at USC	3/13/18
Rebounds	14	at USC	3/13/18
Assists	4	vs. Western Carolina	12/17/17
Steals	3	vs. Western Carolina	12/17/17
FG Made	11	at USC	3/13/18
3FG Made	4	at USC	3/13/18
FT Made	4	vs. Liberty	2/15/18
Minutes	42	at USC	3/13/18

» ABOUT JONATHAN BAEHRE

Born September 12, 1996
Hometown Weisbaden, Germany
High School Wilkinson County (Ga.)
Previous School UNC Asheville
Major Economics

» 2019-20 GAME-BY-GAME

OPPONENT	FG	PCT.	3FG	PCT.	FT	PCT.	OR-DR-TOT	PF	A	TO	BLK	STL	PTS	MIN
Virginia Tech	dnp	(injured)												
Presbyterian	dnp	(injured)												
Colgate	dnp	(injured)												
Detroit Mercy	dnp	(injured)												
Alabama A&M	dnp	(injured)												
vs. TCU	dnp	(injured)												
vs. [21] Colorado	dnp	(injured)												
at Minnesota	dnp	(injured)												
at [17] Florida State	0-1	.000	0-1	.000	0-0	.000	1-2-3	0	0	1	0	0	0	13
South Carolina	0-1	.000	0-1	.000	0-0	.000	0-4-4	0	0	5	0	0	0	13
Jacksonville	dnp	(injured)												
Yale	dnp	(injured)												
Miami	dnp	(injured)												
NC State	dnp	(injured)												
at North Carolina	dnp	(injured)												
[3] Duke	dnp	(injured)												
at NC State	dnp	(injured)												
Wake Forest	dnp	(injured)												
at [6] Louisville	dnp	(injured)												
Syracuse	dnp	(injured)												
at Wake Forest														
at Virginia														
Notre Dame														
at Pittsburgh														
Louisville														
at Boston College														
at Georgia Tech														
Florida State														
at Virginia Tech														
Georgia Tech														

* - Game Started; [] AP Ranking

» NOTES

BAEHRE SUFFERS TORN ACL

- It was announced on May 21, 2019 that Baehre tore his ACL. He would still travel to Italy for the 2019 World University Games, but would not participate.

» CAREER STATS

Year	GS GP Min.			Field Goals			3-PT			FT FTA Pct.			Rebounds				PF	DQ	A	TO	Blk	Stl	Pts.	Avg.
				FG	FGA	Pct.	FG	FGA	Pct.				OR	DR	TOT	Avg.								
2016-17	11	0	82	9	19	.474	1	3	.333	4	9	.444	9	8	17	1.5	9	0	5	5	3	3	23	2.1
2017-18	33	20	716	100	185	.541	24	66	.364	15	20	.750	50	97	147	4.5	92	4	29	38	57	21	239	7.2
2019-20	2	0	26	0	2	.000	0	2	.000	0	0	.000	1	6	7	3.5	0	0	0	6	0	0	0	0.0
TOTAL	46	20	824	109	206	.529	25	71	.352	19	29	.655	60	111	171	3.7	101	4	34	49	60	24	262	5.7

2 AL-AMIR DAWES

Fr. | Guard | 6-2 | 180
Newark, N.J. | The Patrick School



» CAREER HIGHS

Points	19	vs. Alabama A&M	11/21/19
Rebounds	6	2x, last vs. Yale	12/22/19
Assists	6	2x, last vs. Colorado	11/26/19
Steals	3	vs. TCU	11/24/19
FG Made	7	vs. Alabama A&M	11/21/19
3FG Made	3	2x, last vs. South Carolina	12/15/19
FT Made	9	vs. NC State	1/4/20
Minutes	37	vs. Colorado	11/26/19

» ABOUT AL-AMIR DAWES

Born September 28, 2001
Hometown Newark, N.J.
High School The Patrick School
Major Communications

» ESPN Top 100 Prospect, 247Sports Top 150 Prospect, Rivals Top 150 Prospect.
 » Chose Clemson over Providence, Seton Hall, St. John's and UCONN.

» 2019-20 GAME-BY-GAME

OPPONENT	FG	PCT.	3FG	PCT.	FT	PCT.	OR-DR-TOT	PF	A	TO	BLK	STL	PTS	MIN
* Virginia Tech	4-11	.364	2-6	.333	1-1	1.000	0-6-6	0	2	2	0	0	11	32
* Presbyterian	2-6	.333	0-4	.000	0-0	.000	1-1-2	1	1	3	0	2	4	22
* Colgate	6-12	.500	2-6	.333	2-2	1.000	0-2-2	0	4	1	0	0	16	34
* Detroit Mercy	2-5	.400	2-4	.500	1-2	.500	0-0-0	4	6	2	0	2	7	32
* Alabama A&M	7-11	.636	3-6	.500	2-4	.500	0-5-5	0	2	2	0	2	19	27
* vs. TCU	3-6	.500	2-3	.667	0-2	.000	0-2-2	3	3	7	0	3	8	34
* vs. [21] Colorado	2-4	.500	1-2	.500	1-1	1.000	1-1-2	1	6	4	0	0	6	37
* at Minnesota	1-5	.200	0-3	.000	2-2	1.000	0-0-0	3	1	1	0	0	4	28
* at [17] Florida State	5-13	.385	2-8	.250	1-2	.500	1-2-3	1	3	6	0	0	13	34
* South Carolina	4-17	.235	3-14	.214	2-2	1.000	0-4-4	1	5	6	0	0	13	36
* Jacksonville	1-8	.125	1-6	.167	0-0	.000	0-4-4	1	4	2	0	0	3	28
Yale	0-5	.000	0-3	.000	2-2	1.000	0-6-6	2	0	2	0	0	2	35
* Miami	2-7	.286	2-4	.500	0-0	.000	0-1-1	4	4	4	0	1	6	33
* NC State	3-6	.500	1-4	.250	9-10	.900	1-4-5	3	1	2	0	2	16	33
* at North Carolina	3-8	.375	2-4	.500	0-0	.000	1-3-4	1	2	2	0	0	8	31
* [3] Duke	1-7	.143	0-3	.000	1-2	.500	0-3-3	2	2	3	0	1	3	23
at NC State	0-4	.000	0-2	.000	0-0	.000	0-2-2	0	2	1	1	1	0	26
Wake Forest	2-5	.400	1-3	.333	0-0	.000	0-1-1	1	3	1	0	0	5	14
at [6] Louisville	3-6	.500	2-5	.400	0-0	.000	1-2-3	1	2	2	0	1	8	21
Syracuse	2-5	.400	2-5	.400	0-0	.000	0-1-1	1	2	1	0	0	6	21
at Wake Forest														
at Virginia														
Notre Dame														
at Pittsburgh														
Louisville														
at Boston College														
at Georgia Tech														
Florida State														
at Virginia Tech														
Georgia Tech														

* - Game Started; [] AP Ranking

» NOTES

DAWES' PERFORMANCE VS. ALABAMA A&M

- Al-Amir Dawes enjoyed a seasons-best game against Alabama A&M this season (Nov. 21).
- Dawes scored a season-high 19 points on a season-high seven made field goals.

BEFORE CLEMSON

- Comes to Clemson as a four-star prospect according to both ESPN and 247Sports. ESPN ranks Dawes No. 95 in its Top 100 for the 2019 signing class.
- He is rated the fifth-best prospect in New Jersey, 15th nationally at the point guard position and 24th overall on the east coast.
- Averaged 15.5 points, 4.3 assists, 3.1 rebounds and 2.1 steals per game on the NIKE EYBL Circuit en route to third-team honors – earning Top 15 recognition.
- Chose Clemson over Providence, Seton Hall, St. John's and UCONN.

HIGH SCHOOL ACCOLADES

- ESPN Top 100 Prospect
- 247Sports Top 150 Prospect
- Rivals Top 150 Prospect
- Finished Top 15 at NPBA Camp
- Finished Top 3 at Chris Paul's CP3 Camp
- Made Third-Team overall on the Nike EYBL Circuit (meaning he finished Top 15 on the Nike Circuit)

» CAREER STATS

				Field Goals			3-PT						Rebounds												
Year	GS	GP	Min.	FG	FGA	Pct.	FG	FGA	Pct.	FT	FTA	Pct.	OR	DR	TOT	Avg.	PF	DQ	A	TO	Blk	Stl	Pts.	Avg.	
2019-20	20	16	581	53	151	.351	28	95	.295	24	32	.750	6	50	56	2.8	30	0	55	54	1	15	158	7.9	
TOTAL	20	16	581	53	151	.351	28	95	.295	24	32	.750	6	50	56	2.8	30	0	55	54	1	15	158	7.9	

3 CHASE HUNTER

Fr. | Guard | 6-4 | 200
Atlanta, Ga. | Westlake



» CAREER HIGHS

Points	13	vs. Presbyterian	11/7/19
Rebounds	3	vs. Virginia Tech	11/5/19
Assists	4	2x, last vs. Detroit Mercy	11/17/19
Steals	2	vs. Detroit Mercy	11/17/19
FG Made	5	vs. Presbyterian	11/7/19
3FG Made	3	vs. Presbyterian	11/7/19
FT Made	2	2x, last vs. Detroit Mercy	11/17/19
Minutes	30	vs. Detroit Mercy	11/17/19

» ABOUT CHASE HUNTER

Born April 8, 2001

Hometown Atlanta, Ga.

High School Westlake

Major Parks, Recreation, Tourism Management

» 247Sports Top 100 Prospect, ranked No. 4 player in the state of Georgia, ranked No. 14 combo guard in the country according to 247Sports.

» Chose Clemson over Georgia, Virginia, Oklahoma and Michigan State.

» 2019-20 GAME-BY-GAME

OPPONENT	FG	PCT.	3FG	PCT.	FT	PCT.	OR-DR-TOT	PF	A	TO	BLK	STL	PTS	MIN
* Virginia Tech	3-10	.300	0-3	.000	1-5	.200	0-3-3	4	2	0	0	0	7	29
* Presbyterian	5-7	.714	3-5	.600	0-0	.000	1-1-2	1	4	1	0	1	13	24
* Colgate	4-6	.667	0-1	.000	2-2	1.000	0-2-2	1	1	1	0	0	10	25
* Detroit Mercy	1-8	.125	1-5	.200	2-2	1.000	0-2-2	2	4	4	0	2	5	30
Alabama A&M	dnp	(injured)												
vs. TCU	0-1	.000	0-0	.000	0-0	.000	0-0-0	2	2	2	0	1	0	15
vs. [21] Colorado	dnp	(injured)												
at Minnesota	dnp	(injured)												
at Florida State	dnp	(injured)												
South Carolina	1-5	.200	1-2	.500	2-2	1.000	0-0-0	1	0	2	0	2	5	19
Jacksonville	dnp	(injured)												
Yale	dnp	(injured)												
Miami	dnp	(injured)												
NC State	dnp	(injured)												
at North Carolina	dnp	(injured)												
[3] Duke	dnp	(injured)												
at NC State	0-1	.000	0-1	.000	0-0	.000	0-0-0	1	0	1	0	0	0	11
Wake Forest	0-2	.000	0-2	.000	0-0	.000	0-0-0	02	1	0	0	0	0	11
at [6] Louisville	3-5	.600	2-4	.500	0-0	.000	0-0-0	3	0	1	0	1	8	11
Syracuse	dnp	(injured)												
at Wake Forest														
at Virginia														
Notre Dame														
at Pittsburgh														
Louisville														
at Boston College														
at Georgia Tech														
Florida State														
at Virginia Tech														
Georgia Tech														

* - Game Started; [] AP Ranking

» NOTES

HUNTER SUFFERED FOOT INJURY

- Suffered a foot injury earlier in the season that has forced the freshman to miss 10 games.
- Played in two games over that stretch, but made his return on Jan. 18 at NC State.

BEFORE CLEMSON

- Comes to Clemson as a four-star prospect and No. 98 overall in 247Sports' Top 100 for the 2019 class.
- 247Sports ranks Hunter as the No. 4 player in the state of Georgia and the No. 14 combo guard in the country.
- Averaged 15.6 points, 4.1 rebounds, 2.3 assists and 1.8 steals per game as a junior.
- Scored in double-figures in 17-of-22 games and scored more than 20 points on eight occasions, including at least 30 points twice.
- On the Under Armour circuit, Hunter averaged 14.0 points, 2.7 assists, 2.5 rebounds and 1.5 steals per game.
- Hunter chose Clemson over Georgia, Virginia, Oklahoma and Michigan State.

HIGH SCHOOL ACCOLADES

- 247Sports Top 100 Prospect
- Ranked No. 4 player in the state of Georgia
- Ranked No. 14 combo guard in the country according to 247Sports

» CAREER STATS

	2019-2020 Season Statistics																										
	General				Field Goals			3-PT			FT			Rebounds				Points				Other					
Year	GS	GP	Min.		FG	FGA	Pct.	FG	FGA	Pct.	FT	FTA	Pct.	OR	DR	TOT	Avg.	PF	DQ	A	TO	Blk	Stl	Pts.	Avg.		
2019-20	9	4	175		17	45	.378	7	23	.304	7	11	.636	1	8	9	1.0	17	0	14	12	0	7	48	5.3		
TOTAL	9	4	175		17	45	.378	7	23	.304	7	11	.636	1	8	9	1.0	17	0	14	12	0	7	48	5.3		

4 NICK HONOR

So. | Guard | 5-10 | 205
Orlando, Fla. | Fordham



» CAREER HIGHS

Points	30	at Maine	12/4/18
Rebounds	6	vs. George Washington	3/6/19
Assists	6	3x, last vs. George Washington	3/6/19
Steals	3	2x, last vs. Richmond	3/13/19
FG Made	9	vs. Florida International	11/16/18
3FG Made	6	vs. St. Bonaventure	1/12/19
FT Made	7	vs. Florida International	11/16/18
Minutes	42	at Rhode Island	2/16/19

» ABOUT NICK HONOR

Born October 8, 2000

Hometown Orlando, Fla.

High School Lake Highland

Major Communications

» Sitting out the 2019-20 season due to NCAA transfer rules. Transferred from Fordham.

» 2019-20 GAME-BY-GAME

OPPONENT	FG	PCT.	3FG	PCT.	FT	PCT.	OR-DR-TOT	PF	A	TO	BLK	STL	PTS	MIN
* Virginia Tech	dnp	(sitting out due to NCAA transfer rules)												
* Presbyterian	dnp	(sitting out due to NCAA transfer rules)												
* Colgate	dnp	(sitting out due to NCAA transfer rules)												
* Detroit Mercy	dnp	(sitting out due to NCAA transfer rules)												
Alabama A&M	dnp	(sitting out due to NCAA transfer rules)												
vs. TCU	dnp	(sitting out due to NCAA transfer rules)												
vs. [21] Colorado	dnp	(sitting out due to NCAA transfer rules)												
at Minnesota	dnp	(sitting out due to NCAA transfer rules)												
at Florida State	dnp	(sitting out due to NCAA transfer rules)												
South Carolina	dnp	(sitting out due to NCAA transfer rules)												
Jacksonville	dnp	(sitting out due to NCAA transfer rules)												
Yale	dnp	(sitting out due to NCAA transfer rules)												
Miami	dnp	(sitting out due to NCAA transfer rules)												
NC State	dnp	(sitting out due to NCAA transfer rules)												
at North Carolina	dnp	(sitting out due to NCAA transfer rules)												
[3] Duke	dnp	(sitting out due to NCAA transfer rules)												
at NC State	dnp	(sitting out due to NCAA transfer rules)												
Wake Forest	dnp	(sitting out due to NCAA transfer rules)												
at [6] Louisville	dnp	(sitting out due to NCAA transfer rules)												
Syracuse	dnp	(sitting out due to NCAA transfer rules)												
at Wake Forest														
at Virginia														
Notre Dame														
at Pittsburgh														
Louisville														
at Boston College														
at Georgia Tech														
Florida State														
at Virginia Tech														
Georgia Tech														

* - Game Started; [] AP Ranking

» NOTES

HONOR'S WAIVER DENIED BY NCAA

- It was announced that the waiver submitted by Nick Honor was denied by the NCAA and he will have to sit out the 2019-20 season.
- Honor will have three years of eligibility remaining beginning in 2020-21.

» CAREER STATS

				Field Goals			3-PT						Rebounds														
Year	GS	GP	Min.	FG	FGA	Pct.	FG	FGA	Pct.	FT	FTA	Pct.	OR	DR	TOT	Avg.	PF	DQ	A	TO	Blk	Stl	Pts.	Avg.			
2018-19	32	32	1154	174	467	.373	70	211	.332	71	87	.816	18	58	76	2.4	60	0	95	54	0	28	489	15.3			
TOTAL	32	32	1154	174	467	.373	70	211	.332	71	87	.816	18	58	76	2.4	60	0	95	54	0	28	489	15.3			

5 HUNTER TYSON



So. | Forward | 6-8 | 214
Monroe, N.C. | Piedmont

» CAREER HIGHS

Points	21	vs. Wake Forest	1/21/20
Rebounds	9	vs. Alabama A&M	11/21/19
Assists	3	vs. The Citadel	11/6/18
Steals	4	vs. Yale	12/22/19
FG Made	9	vs. Wake Forest	1/21/20
3FG Made	5	vs. Detroit Mercy	11/17/19
FT Made	4	2x, last at Minnesota	12/2/19
Minutes	26	vs. Alabama A&M	11/21/19

» ABOUT HUNTER TYSON

Born June 13, 2000
Hometown Monroe, N.C.
High School Piedmont
Major Sports Communications

» 2019-20 GAME-BY-GAME

OPPONENT	FG	PCT.	3FG	PCT.	FT	PCT.	OR-DR-TOT	PF	A	TO	BLK	STL	PTS	MIN
Virginia Tech	0-3	.000	0-3	.000	0-1	.000	0-1-1	1	0	0	0	1	0	8
Presbyterian	2-6	.333	1-5	.200	0-0	.000	0-3-3	0	0	1	0	0	5	14
Colgate	2-2	1.000	1-1	1.000	2-2	1.000	1-2-3	0	0	0	0	2	7	8
Detroit Mercy	7-13	.538	5-10	.500	1-2	.500	2-3-5	2	0	0	1	1	20	20
Alabama A&M	4-8	.500	2-5	.400	0-2	.000	1-8-9	0	1	0	1	1	10	26
vs. TCU	0-2	.000	0-2	.000	2-2	1.000	0-1-1	1	1	0	0	1	2	12
vs. [21] Colorado	0-5	.000	0-4	.000	1-2	.500	2-1-3	0	0	0	0	1	1	11
at Minnesota	3-6	.500	2-5	.400	4-4	1.000	0-5-5	1	2	1	0	0	12	23
at [17] Florida State	1-5	.200	1-4	.250	0-0	.000	1-3-4	0	0	0	0	0	3	13
* South Carolina	0-0	.000	0-0	.000	0-0	.000	2-2-4	2	0	1	0	1	0	15
Jacksonville	1-5	.200	0-3	.000	0-0	.000	1-7-8	0	1	1	0	0	2	15
Yale	4-7	.571	1-3	.333	2-2	1.000	0-2-2	2	0	1	0	4	11	24
Miami	1-4	.250	0-3	.000	1-1	1.000	0-3-3	0	1	0	0	0	3	15
NC State	1-3	.333	1-2	.500	0-0	.000	0-1-1	1	0	0	0	0	3	6
at North Carolina	2-2	1.000	1-1	1.000	0-0	.000	1-2-3	1	0	1	0	0	5	14
[3] Duke	2-3	.667	2-3	.667	1-2	.500	0-0-0	1	0	0	0	0	7	12
at NC State	1-1	1.000	1-1	1.000	3-6	.500	0-3-3	1	0	2	0	1	6	11
* Wake Forest	9-13	.692	2-5	.400	1-2	.500	2-3-5	2	0	0	0	1	21	24
at [6] Louisville	1-2	.500	1-2	.500	1-2	.500	2-2-4	1	0	0	0	0	4	13
Syracuse	0-1	.000	0-1	.000	0-0	.000	0-1-1	2	0	0	0	0	0	9
at Wake Forest														
at Virginia														
Notre Dame														
at Pittsburgh														
Louisville														
at Boston College														
at Georgia Tech														
Florida State														
at Virginia Tech														
Georgia Tech														

* - Game Started; [] AP Ranking

» NOTES

20-PIECE TYSON

- In just his second career start, Hunter Tyson enjoyed a career-best performance.
- Tyson scored a career-high 21 points on a career-best nine made field goals to help fuel a Tiger victory over Wake Forest (Jan. 21).
- Tyson was 9-for-13 from the floor and 2-for-5 from distance in the contest, scoring many of his buckets in traffic around the rim, including an emphatic fastbreak two-handed dunk.
- The Monroe, N.C. native grabbed five rebounds, including two on the offensive glass.

TYSON IS KEY OFF TIGER BENCH

- Sophomore Hunter Tyson has started to put together solid outings for Clemson off of the bench.
- In what was a historic consecutive game stretch for the Tigers, Tyson has provided a boost off the bench.
- Tyson scored seven points in the Tigers' 79-72 victory over No. 3 Duke. He finished 2-for-3 from the floor and 2-for-3 from 3-point land.
- In a historic program victory over North Carolina, Tyson knocked down a clutch 3-pointer a mere 13 seconds after checking into the game at the 1:55 mark to help close the gap in the final moments of regulation.
- Tyson has now posted his fourth double-digit scoring game of his career and of the season off the bench.
- Tyson scored 11 points against Yale (Dec. 22) to collect his fourth double-digit scoring game of his career.
- He also swiped four steals on the night - a new career-high and tied for the second-most in a single game this season with roommate John Newman III. (Tevin Mack posted 5 steals against Colgate (Nov. 10)).


TYSON'S 20-PIECE

- Hunter Tyson scored a career-high 20 points in an 87-65 victory over Detroit Mercy (Nov. 17).
- Tyson became the first Tiger to score 20 points off the bench since Marcquise Reed last season at South Carolina (Dec. 22, 2018).
- Tyson's damage came via the 3-point ball. He made a career-best five long balls on 10 attempts, while also connecting on a career-high seven made field goals.

» CAREER STATS

Year				Field Goals			3-PT						Rebounds											
	GS	GP	Min.	FG	FGA	Pct.	FG	FGA	Pct.	FT	FTA	Pct.	OR	DR	TOT	Avg.	PF	DQ	A	TO	Blk	Stl	Pts.	Avg.
2018-19	31	0	258	16	63	.254	11	47	.234	6	9	.667	6	26	32	1.0	18	0	12	6	8	2	49	1.6
2019-20	20	2	291	41	91	.451	21	63	.333	19	30	.633	15	53	68	3.4	18	0	6	8	2	14	122	6.1
TOTAL	51	2	549	57	154	.370	32	110	.291	25	39	.641	21	79	100	2.0	36	0	18	14	10	16	171	3.4

10 CURRAN SCOTT



Gr. I Guard | 6-4 | 208
Edmond, Okla. | Tulsa

» CAREER HIGHS

Points	30	vs. UAB	1/16/16
Rebounds	7	3x, last vs. Alcorn State	11/6/18
Assists	8	vs. Rice	3/9/16
Steals	3	2x, last vs. Alabama A&M	11/21/19
FG Made	11	vs. UAB	1/16/16
3FG Made	4	2x, last vs. Tulane	2/28/19
FT Made	13	vs. UTSA	2/25/16
Minutes	42	vs. Miami	12/31/19

» ABOUT CURRAN SCOTT

Born July 5, 1996
Hometown Edmond, Okla.
High School Memorial
Major Athletic Leadership (Masters)

» 2019-20 GAME-BY-GAME

OPPONENT	FG	PCT.	3FG	PCT.	FT	PCT.	OR-DR-TOT	PF	A	TO	BLK	STL	PTS	MIN
Virginia Tech	1-2	.500	0-0	.000	0-0	.000	0-1-1	1	0	2	0	0	2	9
Presbyterian	4-11	.364	3-7	.429	2-2	1.000	0-5-5	2	3	0	0	0	13	29
Colgate	2-4	.500	0-1	.000	4-6	.667	0-0-0	1	2	0	0	1	8	21
Detroit Mercy	1-4	.250	0-2	.000	0-0	.000	1-3-4	1	2	1	0	0	2	13
* Alabama A&M	1-4	.250	1-4	.250	2-4	.500	0-1-1	0	3	1	0	3	5	22
vs. TCU	2-7	.286	1-4	.250	2-2	1.000	0-2-2	1	0	1	0	1	7	25
vs. [21] Colorado	3-5	.600	1-1	1.000	0-0	.000	0-1-1	3	1	1	0	0	7	27
at Minnesota	4-5	.800	0-0	.000	2-2	1.000	0-0-0	0	2	1	0	1	10	25
at [17] Florida State	2-5	.400	1-2	.500	2-2	1.000	0-4-4	2	0	3	0	0	7	17
South Carolina	2-4	.500	1-2	.500	0-0	.000	1-0-1	1	1	1	0	3	5	14
* Jacksonville	3-8	.375	2-6	.333	7-9	.778	0-2-2	0	2	1	0	1	15	37
* Yale	0-3	.000	0-2	.000	0-0	.000	0-0-0	4	1	0	0	2	0	18
* Miami	5-9	.556	0-3	.000	0-0	.000	1-2-3	3	2	2	0	2	10	42
NC State	4-7	.571	3-4	.750	3-4	.750	0-2-2	1	4	0	0	1	14	30
at North Carolina	1-5	.200	1-4	.250	5-6	.833	2-1-3	1	1	1	0	1	8	32
[3] Duke	1-4	.250	0-1	.000	3-4	.750	1-0-1	3	5	3	0	2	5	27
at NC State	2-5	.400	1-1	1.000	1-2	.500	1-2-3	4	4	0	0	0	6	22
* Wake Forest	3-8	.375	1-3	.333	2-2	1.000	0-0-0	1	1	2	0	1	9	27
* at [6] Louisville	2-6	.333	1-5	.200	1-2	.500	0-1-1	0	0	0	0	0	6	18
* Syracuse	1-5	.200	1-3	.333	0-0	.000	0-1-1	0	1	2	0	0	3	19
at Wake Forest														
at Virginia														
Notre Dame														
at Pittsburgh														
Louisville														
at Boston College														
at Georgia Tech														
Florida State														
at Virginia Tech														
Georgia Tech														

* - Game Started; [] AP Ranking

» NOTES

SCOTT PROVIDES DEPTH AND EXPERIENCE

- When he made the decision to transfer to Clemson for his graduate season, Scott knew he would be providing experience to the Clemson roster.
- Scott is one of just three seniors this season for the Tigers, all of which are graduate transfers.
- Scott spent his last two seasons at Tulsa University after transferring from Charlotte following his freshman season.
- He the Tigers another distance shooter off the bench or in the starting lineup.

» CAREER STATS

Year	Field Goals						3-PT			Rebounds														
	GS	GP	Min.	FG	FGA	Pct.	FG	FGA	Pct.	FT	FTA	Pct.	OR	DR	TOT	Avg.	PF	DQ	A	TO	Blk	Stl	Pts.	Avg.
2015-16	33	18	815	100	221	.452	25	57	.439	122	147	.830	11	76	87	2.3	72	2	44	55	1	17	347	10.5
2017-18	31	8	461	53	133	.398	18	51	.353	58	69	.841	17	49	66	2.1	37	1	21	35	1	10	182	5.9
2018-19	32	26	790	90	221	.407	41	104	.394	65	85	.765	12	67	79	2.5	44	0	35	40	0	9	286	8.9
2019-20	20	7	473	44	111	.396	18	55	.327	36	47	.766	7	28	35	1.8	29	0	35	22	0	19	142	7.1
TOTAL	116	59	2539	287	686	.418	102	267	.382	281	348	.807	47	220	267	2.3	182	3	135	152	2	55	957	8.3

11 PARKER FOX



So. | Guard | 6-7 | 208
Reno, Nev. | Oconee County (Ga.)

» CAREER HIGHS

Points	3	vs. Charleston Southern	12/18/18
Rebounds	1	vs. Jacksonville	12/20/19
Assists	—	—	—
Steals	—	—	—
FG Made	1	2x, last vs. Presbyterian	11/7/19
3FG Made	1	vs. Charleston Southern	12/18/18
FT Made	—	—	—
Minutes	5	vs. Presbyterian	11/7/19

» ABOUT PARKER FOX

Born July 15, 2000
Hometown Manhattan, Kan.
High School Oconee County (Ga.)
Major Pre-Business

» 2019-20 GAME-BY-GAME

OPPONENT	FG	PCT.	3FG	PCT.	FT	PCT.	OR-DR-TOT	PF	A	TO	BLK	STL	PTS	MIN
Virginia Tech	dnp													
Presbyterian	1-2	.500	0-1	.000	0-1	.000	0-0-0	0	0	1	0	0	2	5
Colgate	dnp													
Detroit Mercy	dnp													
Alabama A&M	0-0	.000	0-0	.000	0-0	.000	0-0-0	0	0	0	0	0	0	4
vs. TCU	dnp													
vs. [21] Colorado	dnp													
at Minnesota	0-0	.000	0-0	.000	0-0	.000	0-0-0	0	0	0	0	0	0	2
at [17] Florida State	0-0	.000	0-0	.000	0-0	.000	0-0-0	0	0	0	0	0	0	1
* South Carolina	dnp													
Jacksonville	0-0	.000	0-0	.000	0-0	.000	0-1-1	0	0	0	0	0	0	2
Yale	dnp													
Miami	dnp													
NC State	dnp													
at North Carolina	dnp													
[3] Duke	dnp													
at NC State	dnp													
Wake Forest	dnp													
at [6] Louisville	dnp													
Syracuse	dnp													
at Wake Forest														
at Virginia														
Notre Dame														
at Pittsburgh														
Louisville														
at Boston College														
at Georgia Tech														
Florida State														
at Virginia Tech														
Georgia Tech														

* - Game Started; [] AP Ranking

» NOTES

SON OF A COACH

- Parker Fox has been around the game of basketball for his entire life.
- Fox grew up the son of a Division I men's basketball head coach.
- His father, Mark Fox, is currently the head coach of California's program, but has previously served as head coach at Georgia, Nevada and as an assistant at Nevada, Kansas State and Washington.

» CAREER STATS

Year	GS	GP	Min.	Field Goals			3-PT			FT	FTA	Pct.	Rebounds				PF	DQ	A	TO	Blk	Stl	Pts.	Avg.
				FG	FGA	Pct.	FG	FGA	Pct.				OR	DR	TOT	Avg.								
2018-19	5	0	5	1	2	.500	1	2	.500	0	0	.000	0	0	0	0.0	1	0	0	1	0	0	3	0.6
2019-20	5	0	13	1	2	.500	0	1	.000	0	1	.000	0	1	1	0.2	0	0	0	1	0	0	2	0.4
TOTAL	10	0	18	2	4	.500	1	3	.333	0	1	.000	0	1	1	0.1	1	0	0	2	0	0	5	0.5

12 ALEX HEMENWAY

Fr. | Guard | 6-3 | 180
Newburgh, Ind. | Castle



» CAREER HIGHS

Points	8	at Louisville	1/25/20
Rebounds	1	vs. Jacksonville	12/20/19
Assists	1	vs. Syracuse	1/28/20
Steals	—	—	—
FG Made	3	at Louisville	1/25/20
3FG Made	2	2x, last at Louisville	1/25/20
FT Made	—	—	—
Minutes	15	vs. Virginia Tech	11/5/19

» ABOUT ALEX HEMENWAY

Born June 17, 2001

Hometown Newburgh, Ind.

High School Castle

Major Sports Communications

» 2019-20 GAME-BY-GAME

OPPONENT	FG	PCT.	3FG	PCT.	FT	PCT.	OR-DR-TOT	PF	A	TO	BLK	STL	PTS	MIN
Virginia Tech	1-4	.250	1-2	.500	0-0	.000	0-0-0	1	0	1	0	0	3	15
Presbyterian	2-2	1.000	2-2	1.000	0-0	.000	0-0-0	0	0	0	0	0	6	10
Colgate		dnp												
Detroit Mercy		dnp												
Alabama A&M		dnp												
vs. TCU		dnp												
vs. [21] Colorado		dnp												
at Minnesota		dnp												
at [17] Florida State		dnp												
South Carolina		dnp												
Jacksonville		dnp												
Yale		dnp												
Miami		dnp												
NC State		dnp												
at North Carolina		dnp												
[3] Duke		dnp												
at NC State		dnp												
Wake Forest		dnp												
at [6] Louisville	3-4	.750	2-3	.667	0-0	.000	0-0-0	1	0	1	0	0	8	12
Syracuse	0-1	.000	0-1	.000	0-0	.000	0-0-0	0	1	0	0	0	0	4
at Wake Forest														
at Virginia														
Notre Dame														
at Pittsburgh														
Louisville														
at Boston College														
at Georgia Tech														
Florida State														
at Virginia Tech														
Georgia Tech														

* - Game Started; [] AP Ranking

» NOTES

RETURN FROM INJURY

- Although he was available for the last few games, Alex Hemenway made his official return to the court on Jan. 25.
- Hemenway entered the game at Louisville and poured in a career-high eight points on 3-of-4 shooting.
- He tied his best mark with two 3-pointers in the contest.

BEFORE CLEMSON

- Comes to Clemson as a three-star prospect.
- Ranked No. 10 in the state of Indiana
- Averaged 21.0 points, 5.0 rebounds and 4.0 assists per game as a junior last season at Castle High School
- Chose Clemson over Nebraska, Creighton, DePaul and Belmont

HIGH SCHOOL ACCOLADES

- Indiana Jr. All-Star – May 2018
- Castle Basketball 1,000 Point Club – February 2018
- SIAC All-Conference First Team – 2017-18
- IBCA Supreme 15 – 2017-18
- SIAC All-Conference First Team – 2016-17
- IBCA Supreme 15 – 2016-17

» CAREER STATS

Year	Field Goals				3-PT			Rebounds																
	GS	GP	Min.	FG	FGA	Pct.	FG	FGA	Pct.	FT	FTA	Pct.	OR	DR	TOT	Avg.	PF	DQ	A	TO	Blk	Stl	Pts.	Avg.
2019-20	4	0	40	6	11	.545	5	8	.625	0	0	.000	0	0	0	0.0	2	0	1	2	0	0	17	4.3
TOTAL	4	0	40	6	11	.545	5	8	.625	0	0	.000	0	0	0	0.0	2	0	1	2	0	0	17	4.3

13 TEVIN MACK



Gr. | Guard/Forward | 6-6 | 227
Columbia, S.C. | Dreher

» CAREER HIGHS

Points	32	vs. Syracuse	1/28/20
Rebounds	12	vs. Arkansas	12/17/16
Assists	2	18x, last vs. Syracuse	1/28/20
Steals	5	vs. Colgate	11/10/19
FG Made	12	vs. Syracuse	1/28/20
3FG Made	6	vs. Kentucky	1/5/19
FT Made	7	vs. Syracuse	1/28/20
Minutes	43	vs. TCU	11/24/19

» ABOUT TEVIN MACK

Born May 1, 1997
Hometown Columbia, S.C.
High School Dreher
Major Athletic Leadership (Masters)

» 2019-20 GAME-BY-GAME

OPPONENT	FG	PCT.	3FG	PCT.	FT	PCT.	OR-DR-TOT	PF	A	TO	BLK	STL	PTS	MIN
* Virginia Tech	4-10	.400	2-7	.286	0-0	.000	1-2-3	5	2	1	1	1	10	25
* Presbyterian	6-9	.667	2-3	.667	0-0	.000	0-2-2	2	1	0	0	0	14	21
* Colgate	7-11	.636	3-7	.429	0-0	.000	1-8-9	2	1	3	0	5	17	26
* Detroit Mercy	7-13	.538	2-5	.400	2-3	.667	2-2-4	1	2	1	0	1	18	30
* Alabama A&M	6-9	.667	3-6	.500	1-1	1.000	1-1-2	0	2	1	1	1	16	22
* vs. TCU	8-15	.533	5-10	.500	1-2	.500	1-8-9	2	1	0	0	1	22	43
* vs. [21] Colorado	3-11	.273	1-5	.200	4-4	1.000	0-9-9	2	1	1	1	2	11	38
* at Minnesota	1-4	.250	0-1	.000	0-3	.000	0-3-3	2	0	2	0	0	2	24
* at [17] Florida State	5-10	.500	2-4	.500	2-5	.400	1-2-3	2	2	3	0	3	14	31
* South Carolina	1-8	.125	1-6	.167	0-0	.000	0-4-4	2	0	1	1	0	3	26
* Jacksonville	3-9	.333	1-4	.250	0-0	.000	1-10-11	0	1	0	1	1	7	32
* Yale	0-3	.000	0-2	.000	0-0	.000	1-1-2	1	1	1	1	0	0	16
* Miami	4-11	.364	0-3	.000	0-0	.000	0-4-4	2	1	1	0	0	8	26
* NC State	5-12	.417	1-8	.125	3-4	.750	1-6-7	3	2	0	2	2	14	34
* at North Carolina	7-15	.467	3-9	.333	0-0	.000	1-3-4	5	0	1	0	1	17	31
* [3] Duke	10-14	.714	2-4	.500	0-2	.000	2-7-9	0	0	1	2	1	22	31
* at NC State	5-13	.385	0-7	.000	2-4	.500	3-3-6	3	1	2	0	0	12	28
Wake Forest	3-6	.500	1-4	.250	0-2	.000	0-2-2	1	1	1	0	0	7	20
* at [6] Louisville	3-13	.231	0-6	.000	0-0	.000	1-7-8	3	0	0	1	0	6	29
* Syracuse	12-17	.706	1-4	.250	7-8	.875	6-4-10	2	1	5	0	0	32	31
at Wake Forest														
at Virginia														
Notre Dame														
at Pittsburgh														
Louisville														
at Boston College														
at Georgia Tech														
Florida State														
at Virginia Tech														
Georgia Tech														

* - Game Started; [] AP Ranking

» NOTES

MACK'S IMPACT

- Tevin Mack opened the season with seven-straight double-digit scoring games.
- Seven games in a row in double-figures set a new career-high. He previously scored in double figures in six-straight games from Nov. 29-Dec. 21, 2016 while at Texas.
- The performance against Colorado marked Mack's 39th career double-digit scoring game.
- Mack tallied his second 20-point performance of the season - tying his season-high with 22 points against No. 3 Duke in a 79-72 victory on Jan. 14.
- It's also his ninth 20-point outing.
- He is now up to 44 career double-digit scoring games.
- Mack's 42nd came in a 17-point effort at North Carolina to help the Tigers secure their first-ever victory in Chapel Hill.
- While his 22-point game against TCU was his first 20-point game of the season, it was his eighth career 20-point outing.
- Mack secured 11 rebounds in a 68-39 win over Jacksonville on Dec. 20. It marked his second double-digit rebounding effort of his career.
- Mack had a career-best 12 boards against Arkansas on Dec. 17, 2016 while at Texas.

MACK HAS SEEN THE COUNTRY

- Clemson graduate senior Tevin Mack is used to playing in difficult basketball environments.
- He played his first two years at Texas, then played last season at Alabama. By the end of the year, he will be on of the most experienced players in college basketball when it comes to playing against different Power Five Conference schools.
- The Jan. 25 game at Louisville will be the 27th different Power Five Conference facility he has played in.
- If he plays in each game this season, he will finish the regular season having played in 34-of-the-65 Power Conference basketball facilities.
- When it comes to playing against Power Five teams home or away, he will have played for or against 47-of-the-65 Power Conference teams.
- He will have finished his career playing for or against all 15 ACC schools, all 14 from the SEC, all 10 from the Big 12, four from the Pac-12 and four from the Big 10.
- He has played for and against Alabama.

» CAREER STATS

Year				Field Goals			3-PT						Rebounds														
	GS	GP	Min.	FG	FGA	Pct.	FG	FGA	Pct.	FT	FTA	Pct.	OR	DR	TOT	Avg.	PF	DQ	A	TO	Blk	Stl	Pts.	Avg.			
2015-16	33	0	439	51	176	.290	34	114	.298	32	50	.640	19	47	66	2.0	42	0	11	18	9	8	168	5.1			
2016-17	15	10	470	79	172	.459	34	87	.391	30	51	.588	21	51	72	4.8	24	0	12	21	8	7	222	14.8			
2018-19	34	24	699	115	276	.417	48	144	.333	28	50	.560	30	83	113	3.3	56	0	28	48	16	11	306	9.0			
2019-20	20	19	565	100	213	.469	30	105	.286	22	38	.579	23	88	111	5.6	40	2	20	25	11	19	252	12.6			
TOTAL	102	53	2173	345	837	.412	146	450	.324	112	189	.593	93	269	362	3.5	162	2	71	112	44	45	948	9.3			

15 JOHN NEWMAN III

So. | Guard | 6-5 | 197
Greensboro, N.C. | Greensboro Day



» CAREER HIGHS

Points	17	at North Carolina	1/11/20
Rebounds	7	3x, last vs. Wake Forest	1/21/20
Assists	4	at North Carolina	1/11/20
Steals	4	2x, last vs. Duke	1/14/20
FG Made	7	at North Carolina	1/11/20
3FG Made	3	vs. Presbyterian	11/7/19
FT Made	6	vs. Colorado	11/26/19
Minutes	43	at North Carolina	1/11/20

» ABOUT JOHN NEWMAN III

Born August 2, 1999

Hometown Greensboro, N.C.

High School Greensboro Day

Major Communications

» 2019-20 GAME-BY-GAME

OPPONENT	FG	PCT.	3FG	PCT.	FT	PCT.	OR-DR-TOT	PF	A	TO	BLK	STL	PTS	MIN
* Virginia Tech	5-11	.455	1-5	.250	4-4	1.000	2-3-5	2	2	0	0	0	15	33
* Presbyterian	6-9	.667	3-5	.600	1-1	1.000	2-3-5	0	3	0	0	1	16	20
* Colgate	4-12	.333	0-3	.000	1-2	.500	1-6-7	0	3	2	0	3	9	38
* Detroit Mercy	2-7	.286	1-5	.200	2-3	.667	1-0-1	4	1	1	1	0	7	23
* Alabama A&M	4-7	.571	1-3	.333	0-0	.000	0-3-3	0	4	1	1	0	9	29
* vs. TCU	3-6	.500	1-2	.500	2-2	1.000	0-2-2	2	1	4	1	1	9	37
* vs. [21] Colorado	4-8	.500	2-3	.667	6-6	1.000	0-1-1	5	3	2	0	1	16	32
* at Minnesota	2-6	.333	0-1	.000	1-2	.500	1-2-3	3	0	3	0	0	5	31
* at [17] Florida State	2-5	.400	1-2	.500	1-1	1.000	0-1-1	1	1	1	0	0	6	29
* South Carolina	1-6	.167	0-4	.000	4-7	.571	0-4-4	1	3	1	0	4	6	35
* Jacksonville	3-7	.429	1-3	.333	1-2	.500	0-2-2	2	2	1	0	0	8	18
* Yale	3-8	.375	0-2	.000	1-2	.500	0-2-2	1	1	3	0	2	7	35
* Miami	3-9	.333	0-2	.000	1-1	1.000	1-6-7	0	2	2	0	1	7	29
* NC State	4-8	.500	2-4	.500	2-2	1.000	0-3-3	4	3	1	1	1	12	24
* at North Carolina	7-12	.583	2-3	.667	1-1	1.000	0-6-6	2	4	2	0	2	17	43
* [3] Duke	5-7	.714	2-4	.500	2-4	.500	1-2-3	2	2	2	2	4	14	33
* at NC State	3-5	.600	1-1	1.000	0-2	.000	0-3-3	1	3	3	2	1	7	31
* Wake Forest	4-7	.571	1-2	.500	0-3	.000	0-7-7	2	3	0	2	1	9	33
* at [6] Louisville	2-8	.250	1-5	.200	2-2	1.000	0-5-5	3	1	2	1	1	7	37
* Syracuse	3-10	.300	1-7	.143	2-2	1.000	2-1-3	2	2	0	0	1	9	40

at Wake Forest

at Virginia

Notre Dame

at Pittsburgh

Louisville

at Boston College

at Georgia Tech

Florida State

at Virginia Tech

Georgia Tech

* - Game Started; [] AP Ranking

» NOTES

HELLO NEWMAN...

- John Newman III got off to a lightning fast start this season posting career-highs in back-to-back games to open the year.
- Newman upped his previous career-best of 15 points against Virginia Tech (Nov. 5) and poured in 16 in a win against Presbyterian (Nov. 7).
- The 16-point outing was Newman's second double-digit scoring game of his career.
- Against the Blue Hose, Newman connected on a career-best six made field goals and three 3-point field goals. He also posted a career-high three assists.
- Newman connected on five made field goals and finished a perfect 4-for-4 at the foul line against Virginia Tech.
- In the championship game in Las Vegas, Newman tied his career-best with 16 points, including a career-high six makes from the foul line.
- Newman posted double-figures in back-to-back victories over NC State (Jan. 4) and North Carolina (Jan. 11).
- Newman scored a career-high 17 points in the Tigers' historic victory over the Tar Heels in Chapel Hill.
- Newman finished 7-for-12 from the floor and 2-for-3 from distance in the victory. He also grabbed six rebounds and dished four assists, while also making two steals.
- So far this season, Newman holds the longest streak at the foul line - eight made in a row.

» CAREER STATS

Year					Field Goals			3-PT						Rebounds											
	GS	GP	Min.		FG	FGA	Pct.	FG	FGA	Pct.	FT	FTA	Pct.	OR	DR	TOT	Avg.	PF	DQ	A	TO	Blk	Stl	Pts.	Avg.
2018-19	34	1	409		28	73	.384	9	28	.321	6	11	.545	15	45	60	1.8	31	0	15	19	5	12	71	2.1
2019-20	20	20	630		70	158	.443	21	65	.323	34	49	.694	11	62	73	3.7	37	1	44	31	11	24	195	9.8
TOTAL	54	21	1039		98	231	.424	30	93	.323	40	60	.667	26	107	133	2.5	68	1	59	50	16	36	266	4.9

20 O'NEIL McBRIDE



Fr. | Forward | 6-7 | 195
Myrtle Beach, S.C. | Myrtle Beach

» CAREER HIGHS

Points	2	at Minnesota	12/2/19
Rebounds	1	3x, last vs. Jacksonville	12/20/19
Assists	1	at Minnesota	12/2/19
Steals	—	—	—
FG Made	1	at Minnesota	12/2/19
3FG Made	—	—	—
FT Made	—	—	—
Minutes	4	vs. Presbyterian	11/7/19

» ABOUT O'NEIL McBRIDE

Born January 6, 2000
Hometown Myrtle Beach, S.C.
High School Myrtle Beach
Major Pre-Business

» 2019-20 GAME-BY-GAME

OPPONENT	FG	PCT.	3FG	PCT.	FT	PCT.	OR-DR-TOT	PF	A	TO	BLK	STL	PTS	MIN
Virginia Tech		dnp												
Presbyterian	0-0	.000	0-0	.000	0-0	.000	1-0-1	0	0	0	0	0	0	4
Colgate		dnp												
Detroit Mercy		dnp												
Alabama A&M	0-0	.000	0-0	.000	0-2	.000	0-1-1	0	0	0	0	0	0	3
vs. TCU		dnp												
vs. [21] Colorado		dnp												
at Minnesota	1-1	1.000	0-0	.000	0-0	.000	1-0-1	0	1	1	0	0	2	2
at [17] Florida State	0-0	.000	0-0	.000	0-0	.000	1-0-1	0	0	0	0	0	0	1
South Carolina		dnp												
Jacksonville	0-1	.000	0-0	.000	0-0	.000	0-0-0	0	0	0	0	0	0	2
Yale		dnp												
Miami		dnp												
NC State		dnp												
at North Carolina		dnp												
[3] Duke		dnp												
at NC State		dnp												
Wake Forest		dnp												
at [6] Louisville		dnp												
Syracuse		dnp												
at Wake Forest														
at Virginia														
Notre Dame														
at Pittsburgh														
Louisville														
at Boston College														
at Georgia Tech														
Florida State														
at Virginia Tech														
Georgia Tech														

* - Game Started; [] AP Ranking

» NOTES

BEFORE CLEMSON

- Attended and graduated from Myrtle Beach High School.
- Following high school, attended postgraduate school and played at Fork Union Military Academy (Va.)
- As a senior at Myrtle Beach, averaged 10.0 points and 9.0 rebounds per game.

» CAREER STATS

Year	GS	GP	Min.	Field Goals			3-PT			FT	FTA	Pct.	Rebounds			Avg.	PF	DQ	A	TO	Blk	Stl	Pts.	Avg.
				FG	FGA	Pct.	FG	FGA	Pct.				OR	DR	TOT									
2019-20	5	0	12	1	2	.500	0	0	.000	0	2	.000	3	1	4	0.8	0	0	1	1	0	0	2	0.4
TOTAL	5	0	12	1	2	.500	0	0	.000	0	2	.000	3	1	4	0.8	0	0	1	1	0	0	2	0.4

21 KHAVON MOORE



So. | Guard/Forward | 6-8 | 215
Macon, Ga. | Texas Tech

» CAREER HIGHS

Points	10	at Minnesota	12/2/19
Rebounds	7	vs. Detroit Mercy	11/17/19
Assists	3	vs. Alabama A&M	11/21/19
Steals	2	2x, last vs. Presbyterian	11/7/19
FG Made	5	at Minnesota	12/2/19
3FG Made	1	vs. Alabama A&M	11/21/19
FT Made	1	vs. Detroit Mercy	11/17/19
Minutes	24	at Minnesota	12/2/19

» ABOUT KHAVON MOORE

Born April 6, 2000
Hometown Macon, Ga.
High School Westside
Major Communications

» 2019-20 GAME-BY-GAME

OPPONENT	FG	PCT.	3FG	PCT.	FT	PCT.	OR-DR-TOT	PF	A	TO	BLK	STL	PTS	MIN
Virginia Tech	0-1	.000	0-0	.000	0-0	.000	0-0-0	0	1	0	1	0	0	10
Presbyterian	1-5	.200	0-1	.000	0-0	.000	3-3-6	3	1	0	1	2	2	19
Colgate	1-2	.500	0-0	.00	0-0	.000	1-0-1	1	0	2	0	1	2	7
Detroit Mercy	3-4	.750	0-0	.000	1-2	.500	3-4-7	2	1	1	0	1	7	13
Alabama A&M	1-6	.167	1-2	.500	0-0	.000	1-5-6	2	3	2	0	1	3	19
* vs. TCU	0-1	.000	0-0	.000	0-0	.000	0-1-1	1	0	1	0	0	0	14
* vs. [21] Colorado	1-2	.500	1-1	1.000	0-0	.000	0-1-1	3	1	2	0	2	3	15
* at Minnesota	5-9	.556	0-0	.000	0-0	.000	2-4-6	1	1	0	0	0	10	24
* at [17] Florida State	1-5	.200	0-2	.000	0-0	.000	0-1-1	1	1	1	0	1	2	20
South Carolina	0-1	.000	0-0	.000	0-0	.000	0-0-0	1	0	0	0	0	0	4
Jacksonville	2-3	.667	0-1	.000	0-0	.000	3-2-5	1	1	2	0	0	4	15
Yale	2-3	.667	1-1	1.000	3-4	.750	1-1-2	0	0	0	0	0	8	10
Miami		dnp												
NC State		dnp												
at North Carolina	0-0	.000	0-0	.000	0-0	.000	0-1-1	1	0	1	0	0	0	2
[3] Duke	0-0	.000	0-0	.000	0-0	.000	1-1-2	0	1	0	0	0	0	6
at NC State	0-0	.000	0-0	.000	0-1	.000	0-1-1	1	0	0	0	2	0	8
Wake Forest	1-2	.500	0-0	.000	0-0	.000	1-0-1	3	1	0	0	0	2	7
at [6] Louisville	0-1	.000	0-0	.000	0-0	.000	0-0-0	0	0	0	0	0	0	2
Syracuse	1-1	1.000	0-0	.000	0-0	.000	0-1-1	1	1	0	0	1	2	6
at Wake Forest														
at Virginia														
Notre Dame														
at Pittsburgh														
Louisville														
at Boston College														
at Georgia Tech														
Florida State														
at Virginia Tech														
Georgia Tech														

* - Game Started; [] AP Ranking

» NOTES

PREP CAREER

- Played on the AAU circuit for Atlanta Xpress
- Highly regarded as a four-star recruit
- Was rated No. 44 in the nation by Rivals.com in the Class of 2018
- ESPN.com graded Moore as a four-star prospect (No. 43 nationally in ESPN's Top 100)
- During his prep career at Westside High School, amassed 2,000 points and averaged 22.5 points, 9.0 rebounds, 4.6 assists, 2.2 steals and 1.8 blocks per game as a senior.

» CAREER STATS

				Field Goals			3-PT			Rebounds														
Year	GS	GP	Min.	FG	FGA	Pct.	FG	FGA	Pct.	FT	FTA	Pct.	OR	DR	TOT	Avg.	PF	DQ	A	TO	Blk	Stl	Pts.	Avg.
2018-19	1	0	2	0	0	.000	0	0	.000	0	0	.000	0	0	0	0.0	0	0	0	0	0	0	0	0.0
2019-20	18	4	202	19	46	.413	3	8	.375	4	7	.571	16	26	42	2.3	22	0	13	12	2	11	45	2.5
TOTAL	19	4	204	19	46	.413	3	8	.375	4	7	.571	16	26	42	2.3	22	0	13	12	2	11	45	2.5

25 AAMIR SIMMS

Jr. | Forward | 6-8.5 | 248
Palmyra, Va. | Blue Ridge School



» CAREER HIGHS

Points	25	vs. Duke	1/14/20
Rebounds	15	vs. Virginia Tech	11/5/19
Assists	7	vs. TCU	11/24/19
Blocks	4	2x, last at North Carolina	1/11/20
Steals	5	vs. Syracuse	3/9/19
FG Made	10	vs. Duke	1/14/20
3FG Made	4	vs. Mississippi State	12/8/18
FT Made	8	2x, last vs. NC State	1/4/20
Minutes	42	at North Carolina	1/11/20

» ABOUT AAMIR SIMMS

Born August 2, 1999
Hometown Palmyra, Va.
High School Blue Ridge School
Major Sports Communications
Fun Fact Can communicate in sign language

» 2019-20 GAME-BY-GAME

OPPONENT	FG	PCT.	3FG	PCT.	FT	PCT.	OR-DR-TOT	PF	A	TO	BLK	STL	PTS	MIN
* Virginia Tech	4-11	.364	1-4	.250	3-4	.750	4-11-15	2	0	1	0	1	12	34
* Presbyterian	0-4	.000	0-1	.000	0-0	.000	0-8-8	1	0	2	1	0	0	16
* Colgate	5-11	.455	0-1	.000	2-4	.500	4-4-8	3	0	1	1	1	12	38
* Detroit Mercy	7-10	.700	0-2	.000	5-6	.833	3-5-8	2	4	3	0	3	19	33
* Alabama A&M	2-7	.286	0-1	.000	0-0	.000	0-4-4	1	4	0	0	1	4	18
* vs. TCU	3-15	.200	1-7	.143	6-8	.750	3-9-12	2	7	1	1	2	13	37
* vs. [21] Colorado	7-14	.500	2-5	.400	7-9	.778	3-4-7	3	4	0	2	1	23	36
* at Minnesota	4-10	.400	0-1	.000	3-4	.750	0-6-6	2	1	1	0	0	11	26
* at [17] Florida State	3-7	.329	2-3	.667	0-0	.000	2-2-4	4	1	2	0	1	8	27
* South Carolina	5-7	.714	3-3	1.000	8-11	.727	4-4-8	5	1	4	0	1	21	25
* Jacksonville	7-8	.875	3-3	1.000	1-1	1.000	3-2-5	3	0	0	1	1	18	26
* Yale	4-14	.286	1-5	.200	1-2	.500	2-5-7	2	0	2	0	2	10	35
* Miami	8-14	.571	1-2	.500	4-5	.800	4-4-8	0	4	1	2	2	21	41
* NC State	4-7	.571	1-3	.333	8-9	.889	2-2-4	2	5	3	0	0	17	31
* at North Carolina	7-13	.538	3-6	.500	3-4	.750	2-6-8	2	6	3	4	3	20	42
* [3] Duke	10-15	.667	2-3	.667	3-6	.500	1-8-9	2	5	3	0	0	25	36
* at NC State	7-15	.467	2-5	.400	2-3	.667	2-9-11	4	1	0	0	1	18	33
* Wake Forest	2-6	.333	1-3	.333	2-2	1.000	2-4-6	3	1	1	1	1	7	29
* at [6] Louisville	1-7	.143	0-2	.000	2-2	1.000	4-2-6	4	5	1	2	0	4	35
* Syracuse	1-4	.250	0-0	.000	0-1	.000	3-4-7	3	3	5	1	1	2	29

at Wake Forest

at Virginia

Notre Dame

at Pittsburgh

Louisville

at Boston College

at Georgia Tech

Florida State

at Virginia Tech

Georgia Tech

* - Game Started; [] AP Ranking

» NOTES

ALL-ACC NOMINEE

- Aamir Simms is putting together an All-ACC type of season this year and is garnering recognition from around the league.
- On Jan. 13, Simms was named ACC Player of the Week for the first time in his career and followed that up with a career-high 25 points against No. 3/3 Duke.
- Has improved his points per game by 6.7 points per contest and also upped his rebounding by 3.2 rebounds per game.
- He is shooting better from the floor this year (+3.7 percent) and much better from 3 (+6.9 percent).
- As it stands, Simms is 12th in scoring, ninth in rebounding, fifth in field goal percentage, 14th in offensive rebounding and ninth in defensive rebounding.
- Aamir Simms is the first Clemson player over the last 20 seasons with 20 points, 5 rebounds, and 5 assists in consecutive games; he did it in wins over North Carolina and Duke.

AAMIR SIMMS IN THE SPOTLIGHT

- Clemson's leader on and off the floor, Aamir Simms, earned himself ACC Player of the Week (Jan. 13) for his performance at North Carolina.
- Simms led Clemson in five statistical categories, a "Quintuple Leadership."
- He posted 20 points, eight rebounds, six assists, four blocks and three steals.
- Simms followed up that performance and weekly accolade with a 25-point, nine-rebound and five-assist game against No. 3/3 Duke in a 79-72 victory.
- It marked the first time in Simms' career that he has posted back-to-back 20 point games and the 25-point outing proved to be a career-best for the junior.
- Simms has now notched five 20-point games in his career, including four this season.

» CAREER STATS

2017-2020 Season Totals																									
Year				Field Goals			3-PT						Rebounds												
	GS	GP	Min.	FG	FGA	Pct.	FG	FGA	Pct.	FT	FTA	Pct.	OR	DR	TOT	Avg.	PF	DQ	A	TO	Blk	Stl	Pts.	Avg.	
2017-18	34	12	524	53	112	.473	14	43	.326	15	26	.577	26	82	108	3.2	45	0	21	20	29	8	135	4.0	
2018-19	34	34	906	105	238	.441	40	121	.331	24	32	.750	50	107	157	4.6	82	2	34	45	25	21	274	8.1	
2019-20	20	20	628	91	199	.457	23	60	.383	60	81	.741	48	103	151	7.6	50	1	52	34	16	22	265	13.3	
TOTAL	88	66	2058	249	549	.454	77	224	.344	99	139	.712	124	292	416	4.7	177	3	107	99	70	51	674	7.7	

» SIMMS NOTES

AAMIR SIMMS THIS SEASON

- Aamir Simms has made a tremendous impact on the floor this season for the Tigers.
- Simms posted one of the best performances of his career against North Carolina (Jan. 11).
- He posted a “Quintuple Leadership” - leading the Tigers with 20 points, eight rebounds, six assists, four blocks and three assists.
- Simms notched his fourth career 20-point game against Miami (Dec. 31) with 21 points, while also tallying eight rebounds.
- Simms scored 18 points in a 29-point thrashing of Jacksonville on Dec. 20.
- He finished 7-for-8 from the floor, including a perfect 3-for-3 from downtown and 1-for-1 from the foul line.
- Simms has made a Clemson season-best seven-straight 3-pointers from Dec. 8 at Florida State through the Tigers' contest against Jacksonville on Dec. 20.
- Simms posted his third career 20-point game against South Carolina (Dec. 15) on 5-for-7 shooting and a perfect 3-for-3 from behind the arc.
- Simms also finished 8-for-11 (career-highs in makes and attempts from the charity stripe).
- Simms posted a season-high with 19 points in a 22-point win against Detroit Mercy (Nov. 17).
- In the Tigers' first game of the MGM Resorts Main Event against TCU, Simms posted 13 points, 12 rebounds and seven assists to notch his second career double-double and nearly manage his first career triple double.
- Simms followed up his performance against TCU, tying his career-best with 23 points against Colorado.
- Simms also notched a career-high seven made free throws, while finishing 7-for-14 in the contest.
- One of Clemson's most versatile players captured his first career double-double in the season opener against Virginia Tech.
- Simms posted 12 points and 15 rebounds in a stellar performance to open the season.
- The 15 rebounds for Simms was a new career-best, outdoing his 10-rebound game last season at Duke (Jan. 5, 2019).
- Simms posted yet another double-digit scoring game with 12 points against Colgate (Nov. 10). He narrowly missed a double-double with eight rebounds, however, of the eight boards, four were on the offensive glass - tying a career high.
- Simms is now averaging 14.4 points and 7.7 rebounds per game.
- The last Tiger to average double-digits on the boards was Sharone Wright (1993-94 - 10.6 rebounds per game).
- Wright was a 1994 NBA First Round Draft Pick. The highest in Clemson history at sixth overall - selected by the Philadelphia 76ers.
- Wright is also the last player for Clemson to accomplish a triple double (12 points, 14 rebounds and 10 blocks in an 82-72 win against Maryland on Jan. 26, 1993).

ACCOLADES

- Aamir Simms earned ACC Player of the Week honors following his performance at North Carolina (Jan. 11) and was named on Monday, Jan. 13.
- It's the Tigers' first ACC Player of the Week honor since Gabe DeVoe during the 2017-18 season. Marcquise Reed also won the award that season.

CLEMSON'S ACC PLAYERS OF THE WEEK

Year	Player
2020	Aamir Simms (Co-Player), F
2018	Gabe DeVoe
	Marcquise Reed
2016	Jaron Blossomgame, F
2015	Jordan Roper, G
2011	Jerai Grant, F/C

2010	Trevor Booker (Co-Player), F
2009	K.C. Rivers, G/F (2)
	Trevor Booker
2008	K.C. Rivers (Co-Player), G/F
	Trevor Booker
2006	Akin Akingbala (Co-Player), C
2003	Edward Scott, G (2)
2002	Edward Scott, G
2000	Will Solomon, G (3)
1999	Terrell McIntyre, G (2)
1998	Greg Buckner, G
1997	Greg Buckner (Co-Player), F
1994	Andre Bovain, G
1993	Chris Whitney, G
	Sharone Wright, C
1990	Dale Davis, F
	Elden Campbell, C
1989	Dale Davis, F (2)
1988	Elden Campbell
1987	Horace Grant, C (2)
1985	Vincent Hamilton, G
1983	Marc Campbell, G
1981	Chris Dodds, G
1980	Billy Williams, G
1979	Larry Nance, F
1978	Colon Abraham, F
1977	Derrick Johnson, G
	Stan Rome, F
	Tree Rollins, C
1975	Tree Rollins, C
1972	David Angel, C
1971	Dickie Foster, F
1970	Butch Zatezalo, G

31 WELLS HOAG

So. | Guard | 6-2 | 180
Greenville, S.C. | Greenville



» CAREER HIGHS

Points	5	vs. Alabama A&M	11/21/19
Rebounds	1	2x, last at Minnesota	12/2/19
Assists	—	—	—
Steals	—	—	—
FG Made	2	vs. Alabama A&M	11/21/19
3FG Made	1	vs. Alabama A&M	11/21/19
FT Made	—	—	—
Minutes	8	vs. Alabama A&M	11/21/19

» ABOUT WELLS HOAG

Born February 15, 2000
Hometown Greenville, S.C.
High School Greenville
Major Parks, Recreation, Tourism Management

» 2019-20 GAME-BY-GAME

OPPONENT	FG	PCT.	3FG	PCT.	FT	PCT.	OR-DR-TOT	PF	A	TO	BLK	STL	PTS	MIN
Virginia Tech	dnp													
Presbyterian	dnp													
Colgate	dnp													
Detroit Mercy	dnp													
Alabama A&M	2-3	.667	1-2	.500	0-0	.000	1-0-1	0	0	0	0	0	5	8
vs. TCU	dnp													
vs. [21] Colorado	dnp													
at Minnesota	0-1	.000	0-0	.000	0-0	.000	1-0-1	0	0	0	0	0	0	2
at [17] Florida State	0-1	.000	0-1	.000	0-0	.000	0-0-0	0	0	0	0	0	0	1
South Carolina	dnp													
Jacksonville	0-0	.000	0-0	.000	0-0	.000	0-0-0	0	0	0	0	0	0	2
Yale	dnp													
Miami	dnp													
NC State	dnp													
at North Carolina	dnp													
[3] Duke	dnp													
at NC State	dnp													
Wake Forest	dnp													
at [6] Louisville	dnp													
Syracuse	dnp													
at Wake Forest														
at Virginia														
Notre Dame														
at Pittsburgh														
Louisville														
at Boston College														
at Georgia Tech														
Florida State														
at Virginia Tech														
Georgia Tech														

* - Game Started; [] AP Ranking

» NOTES

FROM MANAGER TO PLAYER

- Clemson basketball student manager Wells Hoag was elevated to the active roster on Wednesday, Nov. 20.
- Hoag made his collegiate debut against Alabama A&M on Nov. 21 and played 7.5 minutes on the floor for the Tigers.
- The nearby Greenville, S.C. native scored five points, including connecting on the first two baskets of his career.
- Hoag made a driving layup and then poured in a 3-pointer from the far wing spot.
- While on the floor, Hoag managed to run the point and execute the Tiger offense.
- This isn't something unfamiliar to head coach Brad Brownell, who, in 2014, elevated a then-manager Riley McGillan (2014-17) to the active roster.
- McGillan played 20 games through his Tiger career, scoring 11 points.
- McGillan later served as a graduate assistant in Clemson's program and is now the director of operations at Longwood University for men's basketball.
- Prior to McGillan, the last managers to play in a game were Dennis Hopf (1988-89) and Edward Bynum (1984-85).
- The most points scored by a walk-on in a career is 33 by Jeff Holstein (1985-87) in 34 career games. He also recorded 32 rebounds.

PROMOTED MANAGERS CAREER STATS

Name	Years	GP	FG	3FG	FT	Reb	Pts
Wells Hoag	2019-20	4	2-5	1-3	0-0	2	5
Riley McGillan	2014-17	20	4-14	2-12	1-2	2	11
Dennis Hopf	1988-89	1	0-1	0-0	0-0	0	0
Edward Bynum	1984-85	9	3-7	0-0	4-12	9	10

» CAREER STATS

				Field Goals			3-PT						Rebounds																	
Year	GS	GP	Min.	FG	FGA	Pct.	FG	FGA	Pct.	FT	FTA	Pct.	OR	DR	TOT	Avg.	PF	DQ	A	TO	Blk	Stl	Pts.	Avg.						
2019-20	4	0	12	2	5	.400	1	3	.333	0	0	.000	2	0	2	0.5	0	0	0	0	0	0	5	1.3						
TOTAL	4	0	12	2	5	.400	1	3	.333	0	0	.000	2	0	2	0.5	0	0	0	0	0	0	5	1.3						

32 PAUL GRINDE

Gr. | Forward | 6-10 | 275
Virginia Beach, Va. | Vassar



» CAREER HIGHS

Points	29	vs. Hobart	2/15/19
Rebounds	18	2x, last at Ithaca	2/17/18
Assists	7	vs. Hobart	2/15/19
Steals	3	2x, last vs. New Rochelle	11/16/18
FG Made	10	4x, last vs. Hobart	2/15/19
3FG Made	2	5x, last vs. Hobart	2/15/19
FT Made	8	2x, last vs. New Rochelle	11/16/18
Minutes	39	vs. Central (Iowa)	12/29/15

» ABOUT PAUL GRINDE

Born January 10, 1997
Hometown Virginia Beach, Va.
High School Cape Henry Collegiate School
Major Athletic Leadership (Masters)

» 2019-20 GAME-BY-GAME

OPPONENT	FG	PCT.	3FG	PCT.	FT	PCT.	OR-DR-TOT	PF	A	TO	BLK	STL	PTS	MIN
Virginia Tech	dnp													
Presbyterian	0-2	.000	0-0	.000	2-2	1.000	0-0-0	1	0	1	0	0	0	4
Colgate	dnp													
Detroit Mercy	dnp													
Alabama A&M	2-3	.667	0-0	.000	2-2	1.000	1-0-1	1	0	0	0	0	6	6
vs. TCU	dnp													
vs. [21] Colorado	dnp													
at Minnesota	1-1	1.000	0-0	.000	0-0	.000	0-0-0	0	0	0	0	0	2	3
at [17] Florida State	0-0	.000	0-0	.000	0-0	.000	0-0-0	0	0	0	0	0	0	2
South Carolina	dnp													
Jacksonville	1-1	1.000	0-0	.000	0-0	.000	0-0-0	0	0	0	0	0	2	2
Yale	dnp													
Miami	dnp													
NC State	dnp													
at North Carolina	dnp													
[3] Duke	dnp													
at NC State	dnp													
Wake Forest	dnp													
at [6] Louisville	dnp													
Syracuse	dnp													
at Wake Forest														
at Virginia														
Notre Dame														
at Pittsburgh														
Louisville														
at Boston College														
at Georgia Tech														
Florida State														
at Virginia Tech														
Georgia Tech														

* - Game Started; [] AP Ranking

» NOTES

GRINDE JOINS TEAM AS GRAD TRANSFER

- Paul Grinde joined the Tigers this summer as a graduate transfer walk-on.

» CAREER STATS

Year					Field Goals			3-PT			Rebounds																		
	GS	GP	Min.		FG	FGA	Pct.	FG	FGA	Pct.	FT	FTA	Pct.	OR	DR	TOT	Avg.	PF	DQ	A	TO	Blk	Stl	Pts.	Avg.				
2015-16	25	25	635		113	213	.531	4	9	.444	79	117	.675	48	136	184	7.4	84	2	29	77	23	6	309	12.4				
2017-18	26	25	713		146	261	.559	2	12	.167	78	130	.600	45	167	212	8.2	90	3	42	66	16	6	372	14.3				
2018-19	25	25	605		134	245	.547	16	33	.485	69	105	.657	57	116	173	6.9	72	0	46	67	18	15	353	14.1				
2019-20	5	0	16		4	7	.571	0	0	.000	2	2	1.000	1	0	1	0.2	2	0	0	1	0	0	10	2.0				
TOTAL	81	75	1969		397	726	.547	22	54	.407	228	354	.644	151	419	570	7.0	248	5	117	211	57	27	1044	12.9				

55 TREY JEMISON



So. | Center | 7-0 | 254
Birmingham, Ala. | Hoover

» CAREER HIGHS

Points	10	vs. Alabama A&M	11/21/19
Rebounds	5	vs. Alabama A&M	11/21/19
Assists	1	2x, last vs. Presbyterian	11/7/19
Blocks	4	vs. Alabama A&M	11/21/19
Steals	2	vs. Alabama A&M	11/21/19
FG Made	5	vs. Alabama A&M	11/21/19
3FG Made			
FT Made	2	vs. Mississippi State	12/8/18
Minutes	16	vs. Alabama A&M	11/21/19

» ABOUT TREY JEMISON

Born November 28, 1999
Hometown Birmingham, Ala.
High School Hoover
Major Construction Science Management

» 2019-20 GAME-BY-GAME

OPPONENT	FG	PCT.	3FG	PCT.	FT	PCT.	OR-DR-TOT	PF	A	TO	BLK	STL	PTS	MIN
Virginia Tech	0-1	.000	0-0	.000	0-0	.000	1-1-2	0	0	1	0	1	0	6
Presbyterian	2-4	.500	0-0	.000	0-0	.000	2-2-4	5	1	2	0	0	4	13
Colgate	0-0	.000	0-0	.000	0-0	.000	0-0-0	1	0	1	0	0	0	2
Detroit Mercy	1-1	1.000	0-0	.000	0-1	.000	1-2-3	3	0	0	0	0	2	5
Alabama A&M	5-6	.833	0-0	.000	0-0	.000	2-3-5	1	0	2	4	2	10	16
* vs. TCU	0-0	.000	0-0	.000	1-2	.500	0-0-0	1	0	1	0	0	1	8
* vs. [21] Colorado	0-0	.000	0-0	.000	0-0	.000	0-0-0	4	0	3	0	0	0	4
* at Minnesota	1-2	.500	0-0	.000	0-0	.000	0-0-0	1	0	0	1	0	2	11
* at [17] Florida State	0-1	.000	0-0	.000	0-0	.000	0-0-0	3	0	1	0	0	0	11
South Carolina	0-1	.000	0-0	.000	1-1	1.000	3-0-3	3	0	0	1	0	1	14
Jacksonville	2-2	1.000	0-0	.000	1-1	1.000	1-3-4	0	0	1	0	0	5	11
Yale	0-1	.000	0-0	.000	0-0	.000	1-0-1	3	0	0	0	0	0	5
Miami	0-0	.000	0-0	.000	0-2	.000	2-0-2	2	0	0	0	0	0	4
NC State	2-2	1.000	0-0	.000	0-0	.000	0-2-2	1	0	0	0	0	4	9
at North Carolina	0-0	.000	0-0	.000	0-0	.000	0-1-1	1	0	0	0	0	0	3
[3] Duke	0-1	.000	0-0	.000	0-0	.000	0-1-1	3	0	0	0	0	0	4
at NC State	1-1	1.000	0-0	.000	1-3	.333	0-0-0	2	0	1	0	0	3	7
Wake Forest	1-1	1.000	0-0	.000	0-0	.000	1-0-1	0	0	0	0	0	2	8
at [6] Louisville	0-2	.000	0-1	.000	0-0	.000	1-0-1	2	0	1	0	0	0	4
Syracuse	0-1	.000	0-0	.000	0-0	.000	0-1-1	0	0	0	0	0	0	5
at Wake Forest														
at Virginia														
Notre Dame														
at Pittsburgh														
Louisville														
at Boston College														
at Georgia Tech														
Florida State														
at Virginia Tech														
Georgia Tech														

* - Game Started; [] AP Ranking

» NOTES

JEMISON'S IMPACT

- Trey Jemison has been the primary big that subs in for Amir Simms.
- Jemison enjoyed a career-night against Alabama A&M with 10 points on 5-for-7 shooting from the floor.
- He posted a career-best four blocked shots against the Bulldogs and played a career-high 16 minutes.

» CAREER STATS

Year	GS GP Min.			Field Goals			3-PT			FT FTA Pct.			Rebounds			Avg.	PF	DQ	A	TO	Blk	Stl	Pts.	Avg.
				FG	FGA	Pct.	FG	FGA	Pct.				OR	DR	TOT									
2018-19	20	0	72	2	6	.333	0	0	.000	3	5	.600	5	11	16	0.8	18	0	1	3	5	2	7	0.4
2019-20	20	0	150	15	27	.556	0	1	.000	4	10	.400	15	16	31	1.6	36	1	1	14	6	3	34	1.7
TOTAL	40	0	222	17	33	.515	0	1	.000	7	15	.467	20	27	47	1.2	54	1	2	17	11	5	41	1.0

MISCELLANEOUS STATS

MISCELLANEOUS STATS

Dunks: (18) Simms 5, Jemison 3, Mack 3, Newman III 3, Moore 2, Tyson 2

Charges Taken: (17) Simms 6, Tyson 5, Trapp 2, Hunter 1, Jemison 1, Newman III 1, Scott 1

20-Point Games: (10) Simms 5, Mack 3, Tyson 2

30-Point Games: (1) Mack 1

Double-Doubles: (5) Simms 3, Mack 2

Double Figure Scoring: (56) Simms 14, Mack 13, Dawes 6, Newman III 6, Scott 5, Tyson 5, Trapp 3, Hunter 2, Jemison 1, Moore 1

Double Figure Rebounding: (6) Mack 3, Simms 3

Led Clemson in Scoring: Simms 8, Mack 4, Tyson 4, Newman III 2, Dawes 1, Trapp 1

Led Clemson in Rebounding: Simms 10, Mack 6, Tyson 1

Led Clemson in Assists: Dawes 6, Simms 4, Trapp 2, Hunter 1, Scott 1

Consecutive Field Goals Made: 5 by Aamir Simms vs. Jacksonville (12/20/19)

Consecutive Points Scored: 11 by Tevin Mack at Florida State (12/8/19)

Consecutive Free Throws Made: 8 by John Newman III from 11/24/19 to 12/2/19; 8 by Aamir Simms vs. NC State, 1/4/19

Consecutive Three-Pointers Made: 7 by Aamir Simms from 12/8/19 to 12/20/19

Largest Lead: +39 vs. Presbyterian (5:19 left in 2H)

Largest Deficit: -26 at Louisville (16:10 left in 2H), 1/25/20

Largest Halftime Deficit: 10 at North Carolina (1/11/20)

Largest Deficit Overcome for Victory: 15 vs. TCU, 11/24/19

Most Consecutive Clemson Points: 23 vs. Alabama A&M (11/21/19)

Most Consecutive Opponent Points: 20 by Louisville (1/25/20)

CLEMSON'S RECORD...

Overall.....	11-9	When leading with 1:00 left	8-0
At home.....	9-4	When trailing with 1:00 left	3-8
On the road.....	1-4	When shooting 50% or better	4-0
At neutral sites.....	1-1	When opponent shoots less than 50%	10-8
In overtime	1-0	When scoring 70 or more points.....	9-0
Vs. ranked opponents.....	1-3	When winning the rebound margin	8-1
In games decided by 3 points or less.....	4-0	When winning the turnover margin	7-4
In games decided by 5 points or less	0-2	When winning points in the paint	8-3
In games decided by 7 or more points	7-6	When winning bench points.....	8-3
When leading at halftime.....	7-3	In November	5-2
When trailing at halftime	4-5	In December	1-5
When tied at halftime	0-1	In January	5-2
When leading with 5:00 left	9-2	In February	0-0
When trailing with 5:00 left.....	2-7	In March.....	0-0

SEASON SUPERLATIVES

CATEGORY	CLEMSON TEAM HIGH		CLEMSON TEAM LOW	
Total Points	87	vs. Detroit Mercy, 11/17/19; Alabama A&M, 11/21/19	45	vs. Yale, 12/22/19
1st Half Points	54	vs. Alabama A&M, 11/21/19	19	vs. Yale, 12/22/19
2nd Half Points	49	vs. Detroit Mercy, 11/17/19	20	vs. Florida State, 12/8/19
1st Half Field Goal %	61.8	vs. Alabama A&M, 11/21/19	26.9	vs. South Carolina, 12/15/19
2nd Half Field Goal %	55.6	vs. Duke, 1/14/20	23.3	vs. Virginia Tech, 11/5/19
Scoring Margin	+36	vs. Alabama A&M, 11/21/19	-19	vs. Florida State, 12/8/19
Field Goals Made	34	vs. Alabama A&M, 11/21/19	14	vs. South Carolina, 12/15/19
Field Goal Attempts	67	vs. Presbyterian, 11/7/19; North Carolina, 1/11/20	47	vs. Yale, 12/22/19
Field Goal %	56.6	vs. Duke, 1/14/20	28.0	vs. South Carolina, 12/15/19
3-Pointers Made	14	vs. Presbyterian, 11/7/19	2	vs. Minnesota, 12/2/19
3-Point Attempts	34	vs. Presbyterian, 11/7/19	11	vs. Minnesota, 12/2/19
3-Point % (min. 10 att.)	42.1	vs. Duke, 1/14/20	18.2	vs. Minnesota, 12/2/19
Free Throws Made	26	vs. NC State, 1/4/20	3	vs. Presbyterian, 11/7/19
Free Throw Attempts	38	vs. Louisville, 1/25/20	4	vs. Presbyterian, 11/7/19
Free Throw % (min. 10 att.)	86.4	vs. Colorado, 11/26/19	39.1	vs. NC State, 1/18/20
Rebounds	43	vs. Jacksonville, 12/20/19	25	vs. Colorado, 11/26/19
Offensive Rebounds	15	vs. Detroit Mercy, 11/17/19	4	vs. TCU, 11/24/19
Rebound Margin	+11	vs. Jacksonville, 12/20/19	-12	vs. Louisville, 1/25/20
Assists	20	vs. Detroit Mercy, 11/17/19	4	vs. Yale, 12/22/19
Turnovers	22	vs. South Carolina, 12/15/19	7	vs. Wake Forest, 1/21/20
Blocked Shots	7	vs. Alabama A&M, 11/21/19	0	vs. Florida State, 12/8/19
Steals	13	vs. Colgate, 11/10/19	1	vs. Minnesota, 12/2/19
Fouls	21	vs. Detroit Mercy, 11/17/19; vs. Colorado, 11/26/19	5	vs. Alabama A&M, 11/21/19

CATEGORY	OPPONENT TEAM HIGH		OPPONENT TEAM LOW	
Total Points	80	by Louisville, 1/25/20	39	by Jacksonville, 12/20/19
1st Half Points	47	by Louisville, 1/25/20	19	by Alabama A&M, 11/21/19
2nd Half Points	45	by Florida State, 12/8/19	11	by Jacksonville, 12/20/19
1st Half Field Goal %	65.5	by Louisville, 1/25/20	26.7	by Detroit Mercy, 11/17/19
2nd Half Field Goal %	60.0	by Florida State, 12/8/19	17.9	by Jacksonville, 12/20/19
Field Goals Made	28	by Minnesota, 12/2/19; North Carolina, 1/11/20	14	by Jacksonville, 12/20/19
Field Goal Attempts	66	by North Carolina, 1/11/20	47	by Yale, 12/22/19
Field Goal %	53.8	by Minnesota, 12/2/19	25.5	by Jacksonville, 12/20/19
3-Pointers Made	15	by Florida State, 12/8/19	5	by many (3), last by NC State, 1/4/20
3-Point Attempts	33	by Colgate, 11/10/19	18	by Presbyterian, 11/7/19; South Carolina, 12/15/19
3-Point % (min. 10 att.)	47.6	by Louisville, 1/25/20	22.6	by Jacksonville, 12/20/19
Free Throws Made	24	by Colorado, 11/26/19	3	by Alabama A&M, 11/21/19
Free Throw Attempts	25	by Colorado, 11/26/19	5	by Colgate, 11/10/19
Free Throw % (min. 10 att.)	96.0	by Colorado, 11/26/19	46.7	by TCU, 11/24/19
Rebounds	44	by Virginia Tech, 11/5/19	27	by Colgate, 11/10/19
Offensive Rebounds	16	by Detroit Mercy, 11/17/19	4	by Duke, 1/14/20
Assists	18	by North Carolina, 1/11/20	8	by Detroit Mercy, 11/17/19; Alabama A&M, 11/21/19
Turnovers	21	by many (3), last by South Carolina, 12/15/19	8	by Minnesota, 12/2/19
Blocked Shots	9	by Florida State, 12/8/19	0	by Alabama A&M, 11/21/19; Jacksonville, 12/20/19
Steals	13	by TCU, 11/24/19	2	by Colgate, 11/10/19
Fouls	24	by South Carolina, 12/15/19	10	by Presbyterian, 11/7/19

CATEGORY	CLEMSON INDIVIDUAL BEST			OPPONENT INDIVIDUAL BEST		
Points	32	by	Tevin Mack vs. Syracuse, 1/28/20	30	by	Landers Nolley II (Virginia Tech), 11/5/19
Field Goals Made	12	by	Tevin Mack vs. Syracuse, 1/28/20	12	by	Landers Nolley II (Virginia Tech), 11/5/19
Field Goal Attempts	17	by	Al-Amir Dawes vs. South Carolina, 12/15/19	23	by	Landers Nolley II (Virginia Tech), 11/5/19
			Tevin Mack vs. Syracuse, 1/28/20			
Field Goal Perfection	2	by	Alex Hemenway vs. Presbyterian, 11/7/19	1	by	many (3), last by Matthew Hurt (Duke), 1/14/20
			Hunter Tyson vs. Colgate, 11/10/19			
			Hunter Tyson vs. North Carolina, 1/11/20			
3-Pointers Made	5	by	Hunter Tyson vs. Detroit Mercy, 11/17/19	5	by	many (3), last by Darius Perry (Louisville), 1/25/20
			Tevin Mack vs. TCU, 11/24/19			
3-Point Attempts	10	by	Hunter Tyson vs. Detroit Mercy, 11/17/19	12	by	Brandon Robinson (North Carolina), 1/11/20
			Tevin Mack vs. TCU, 11/24/19			
3-Point Perfection	3	by	Aamir Simms vs. Jacksonville, 12/20/19	1	by	many (4), last by Paul Atkinson (Yale), 12/22/19
Free Throws Made	9	by	Al-Amir Dawes vs. NC State, 1/4/20	11	by	Antoine Davis (Detroit Mercy), 11/17/19
Free Throw Attempts	11	by	Aamir Simms vs. South Carolina, 12/15/19	12	by	Antoine Davis (Detroit Mercy), 11/17/19
Free Throw Perfection	6	by	John Newman III vs. Colorado, 11/26/19	4	by	many (6), last by RaiQuan Gray (Florida State), 12/8/19
Rebounds	15	by	Aamir Simms vs. Virginia Tech, 11/5/19	13	by	Justin Miller (Detroit Mercy), 11/17/19
						Jordan Bruner (Yale), 12/22/19
Offensive Rebounds	6	by	Tevin Mack vs. Syracuse, 1/28/20	5	by	Justin Miller (Detroit Mercy), 11/17/19
Assists	7	by	Aamir Simms vs. TCU, 11/24/19	9	by	Marcus Carr (Minnesota), 12/2/19
Blocked Shots	4	by	Aamir Simms vs. North Carolina, 1/11/20	4	by	Tyler Bey (Colorado), 11/26/19; Daniel Oturu (Minnesota), 12/2/19
Steals	5	by	Tevin Mack vs. Colgate, 11/10/19	4	by	many (3), last by Jordan Goldwire (Duke), 1/14/20
Minutes	43	by	Tevin Mack vs. TCU, 11/24/19	43	by	Desmond Bane (TCU), 11/24/19

Bold denotes a Clemson home game; ^ - denotes one overtime period.

SUPERLATIVES UNDER BRAD BROWNELL

CATEGORY	CLEMSON TEAM HIGH		CLEMSON TEAM LOW	
Total Points	100	vs. The Citadel, 11/6/18	36	vs. Virginia, 1/23/18
1st Half Points	54	vs. Alabama A&M, 11/21/19	10	vs. Duke, 1/8/13; Virginia, 2/7/13
2nd Half Points	56	vs. Wake Forest, 2/2/16; North Carolina, 1/16/18	13	vs. Virginia, 1/23/18
1st Half Field Goal %	66.7	vs. Pittsburgh, 1/29/19	12.0	vs. Duke, 1/8/13
2nd Half Field Goal %	85.0	vs. Georgia Tech, 1/12/11	23.5	vs. Duke, 3/2/11
Scoring Margin	+45	vs. Florida A&M, 11/14/14	-48	vs. Florida State, 2/5/17
Field Goals Made	35	vs. The Citadel, 1/1/13	14	vs. Louisville, 1/10/16; Virginia, 1/12/19; South Carolina, 12/15/19
Field Goal Attempts	73	vs. Florida State, 3/4/12	33	vs. Virginia, 1/12/13
Field Goal %	69.2	vs. Georgia Tech, 1/12/11	25.9	vs. Virginia, 1/12/19
3-Pointers Made	15	vs. North Carolina, 1/30/18	0	vs. Virginia Tech, 3/1/12 ; at NC State, 1/26/19
3-Point Attempts	36	vs. Samford, 12/9/17 ; Virginia Tech, 2/21/18	7	vs. at NC State, 1/26/19
3-Point % (min. 10 att.)	78.6	vs. Georgia Tech, 1/12/11	0.0	vs. Virginia Tech, 3/1/12
Free Throws Made	32	vs. Louisville, 1/10/16	4	vs. Iowa, 11/29/11
Free Throw Attempts	46	vs. Western Carolina, 11/12/10	10	vs. North Carolina, 1/18/11
Free Throw % (min. 10 att.)	100.0	vs. Miami (15-15), 1/16/16	38.5	vs. Wake Forest (5-13), 2/25/14
Rebounds	51	vs. Presbyterian College, 12/15/15	19	vs. Virginia, 1/31/12
Offensive Rebounds	23	vs. Oklahoma, 11/20/16; SC State, 12/13/16	2	vs. Virginia, 1/19/16
Rebound Margin	+23	vs. North Carolina A&T, 11/12/17	-22	vs. Louisville, 1/10/16
Assists	22	vs. many (4), last vs. Virginia Tech, 1/22/17	3	vs. Duke, 1/8/13; Georgia Tech, 2/13/16
Turnovers	22	vs. Florida State, 2/5/17	1	vs. NC State, 2/20/16
Blocked Shots	12	vs. Arizona, 12/8/12 ; South Carolina, 11/17/13	0	vs. North Carolina, 2/28/13 ; Virginia Tech, 3/2/13
Steals	16	vs. The Citadel, 1/1/13	0	vs. Illinois, 3/23/14 ; NC State, 1/11/18
Fouls	25	vs. many (4), last vs. Georgia Tech, 3/9/16	5	vs. SC State, 12/13/16

CATEGORY	OPPONENT TEAM HIGH		OPPONENT TEAM LOW	
Total Points	109	by Florida State, 2/5/17	35	by Furman, 12/14/13
1st Half Points	51	by Florida State, 2/5/17	15	by Georgia Tech, 2/14/13; Stetson, 11/8/13
2nd Half Points	58	by Florida State, 2/5/17	11	by Jacksonville, 12/20/19
1st Half Field Goal %	64.0	by Florida State, 3/4/12	17.2	by Georgia Tech, 2/14/13
2nd Half Field Goal %	72.0	by Duke, 1/8/13	16.7	by Delaware State, 11/13/13
Field Goals Made	41	by Florida State, 2/5/17	11	by Savannah State, 12/17/10
Field Goal Attempts	79	by Maryland, 3/2/14	38	by Wake Forest, 2/25/14
Field Goal %	66.1	by Florida State, 2/5/17	22.9	by Savannah State, 12/17/10
3-Pointers Made	19	vs. vs. Mississippi State, 12/8/18	1	by many (6), last by Georgia Tech, 2/13/16
3-Point Attempts	40	by Davidson, 11/17/16	9	by Furman, 11/16/12; UTEP, 11/23/12
3-Point % (min. 10 att.)	72.7	by Maryland, 2/7/12	7.7	by Delaware State, 11/13/13
Free Throws Made	25	by West Virginia, 3/17/11	1	by Virginia, 2/14/12 ; SC State, 12/23/12
Free Throw Attempts	35	by Maryland, 1/22/11	1	by Virginia, 2/14/12
Free Throw % (min. 10 att.)	96.0	by Colorado, 11/26/19	18.2	by Davidson, 11/22/13
Rebounds	63	by Maryland, 3/2/14	20	by Delaware State, 12/27/10
Offensive Rebounds	24	by Louisville, 1/10/16	1	by Boston College, 1/12/12
Assists	26	by Florida State, 2/5/17	2	by Charleston Southern, 12/18/18
Turnovers	25	by The Citadel, 1/1/13	4	by Temple, 11/21/13
Blocked Shots	9	by Florida State, 1/24/13; Florida State, 1/30/16	0	by many (12), last by Hofstra, 11/17/17
Steals	14	by Virginia Tech, 3/5/11	0	by Hofstra, 11/17/17
Fouls	32	by Western Carolina, 11/12/10	8	by College of Charleston, 11/19/11

CATEGORY	CLEMSON INDIVIDUAL BEST			OPPONENT INDIVIDUAL BEST		
Points	33	by	Jaron Blossomgame vs. NC State, 2/20/16	40	by	Harrison Barnes (North Carolina), 3/12/11
Field Goals Made	13	by	many (3), last by Jaron Blossomgame vs. Notre Dame, 2/8/16	12	by	many (5), last Landers Nolley II (Virginia Tech), 11/5/19
Field Goal Attempts	24	by	K.J. McDaniels vs. Notre Dame, 2/11/14	23	by	Landers Nolley II (Virginia Tech), 11/5/19
Field Goal Perfection	7	by	Adonis Filer vs. The Citadel, 1/1/13	5	by	Theo Pinson (North Carolina), 12/30/15
3-Pointers Made	8	by	Marcquise Reed vs. Virginia Tech, 2/21/18	8	by	Lamar Peters (Mississippi State), 12/8/18
3-Point Attempts	20	by	Marcquise Reed vs. Virginia Tech, 2/21/18	12	by	Zane Johnson (Hawaii), 12/25/11
						Andrew White III (Syracuse), 2/7/17
						Gavin Block (Ohio), 11/16/17
						Demontrae Jefferson (Texas Southern), 11/24/17
						Ty-Shon Alexander (Creighton), 11/21/18
						Antoine Davis (Detroit Mercy), 11/17/19
3-Point Perfection	5	by	Gabe DeVoe vs. Texas Southern, 11/24/17	5	by	Christian James (Oklahoma), 11/20/16
Free Throws Made	16	by	Milton Jennings vs. Virginia Tech, 1/27/13	15	by	Marcus Georges-Hunt (Georgia Tech), 3/9/16
Free Throw Attempts	18	by	Milton Jennings vs. Virginia Tech, 1/27/13	16	by	Marcus Georges-Hunt (Georgia Tech), 3/9/16
Free Throw Perfection	9	by	many (3), last by Jaron Blossomgame vs. Florida State, 2/25/17	8	by	Erick Green (Virginia Tech), 3/8/12
						Charles Mann (Georgia), 12/22/15
						Jordan Dartis (Ohio), 11/16/17
						Theo Pinson (North Carolina), 1/16/18
Rebounds	16	by	Elijah Thomas vs. Texas Southern, 11/24/17	20	by	John Mooney (Notre Dame), 3/9/19
Offensive Rebounds	8	by	many (4), last by Sidy Djitte vs. Florida State, 2/5/17	8	by	Jordan Murphy (Minnesota), 11/30/15
Assists	11	by	Marcquise Reed vs. Georgia Tech, 1/28/18	13	by	Kendall Marshall (North Carolina), 2/18/12
Blocked Shots	8	by	Jerai Grant vs. East Carolina, 12/29/10	7	by	James Banks III (Georgia Tech), 2/6/19
			Landry Nnoko vs. Virginia Tech, 2/6/16			
Steals	6	by	Avry Holmes vs. Georgia Tech, 2/13/16	5	by	many (4), last by Lavar Batts (NC State), 1/11/18
Minutes	48	by	K.J. McDaniels vs. Maryland, 3/2/14	50	by	Eric Atkins (Notre Dame), 2/11/14

Bold denotes a Clemson home game; ^ - denotes one overtime period.

GAME-BY-GAME RESULTS

	W/L	FG-FGA	Pct.	3pt-A	Pct.	FT-FTA	Pct.	OR	DR	Tot	PF	A	TO	BLK	Stl	1H	2H	OT	Pts
Clemson	L	22-64	.344	7-29	.241	9-15	.600	8	28	36	16	9	8	3	4	37	23	N/A	60
Virginia Tech		22-57	.386	9-27	.333	14-20	.700	9	35	44	15	11	13	3	4	34	33	N/A	67
Clemson	W	31-67	.463	14-34	.412	3-4	.750	11	28	39	16	14	12	2	6	43	36	N/A	79
Presbyterian		18-51	.353	5-18	.278	4-9	.444	9	26	35	10	10	21	2	8	21	24	N/A	45
Clemson	W	31-60	.517	6-20	.300	13-18	.722	10	26	36	9	11	12	1	13	38	43	N/A	81
Colgate		26-57	.456	11-33	.333	5-5	1.000	5	22	27	16	14	18	2	2	30	38	N/A	68
Clemson	W	31-65	.477	11-33	.333	14-21	.667	15	24	39	21	20	14	2	10	38	49	N/A	87
Detroit Mercy		19-59	.322	7-24	.292	20-22	.909	16	22	38	18	8	18	1	9	29	36	N/A	65
Clemson	W	34-64	.531	12-29	.414	7-15	.467	8	32	40	5	19	9	7	11	54	33	N/A	87
Alabama A&M		19-56	.339	10-25	.400	3-6	.500	6	26	32	14	8	18	0	8	19	32	N/A	51
Clemson	W	19-53	.358	10-28	.357	14-20	.700	4	25	29	15	15	17	2	10	23	29	10	62
TCU		22-58	.379	9-28	.321	7-15	.467	10	30	40	15	12	21	3	13	25	27	8	60
Clemson	L	20-49	.408	8-21	.381	19-22	.864	6	19	25	21	16	13	3	7	36	31	N/A	67
Colorado		20-51	.392	7-22	.318	24-25	.960	8	24	32	16	14	12	4	6	33	38	N/A	71
Clemson	L	23-50	.460	2-11	.182	12-17	.706	6	20	26	13	8	10	1	1	29	31	N/A	60
Minnesota		28-52	.538	8-22	.364	14-19	.737	6	24	30	19	17	8	5	3	35	43	N/A	78
Clemson	L	19-53	.358	9-27	.333	6-10	.600	11	21	32	14	8	18	0	5	33	20	N/A	53
Florida State		25-54	.463	15-32	.469	7-10	.700	9	25	34	14	16	13	9	6	27	45	N/A	72
Clemson	L	14-50	.280	9-32	.281	17-23	.739	10	22	32	17	10	22	2	11	26	28	N/A	54
South Carolina		23-51	.451	8-18	.444	13-19	.684	11	30	41	24	11	21	3	10	28	39	N/A	67
Clemson	W	25-57	.439	8-28	.286	10-13	.769	9	34	43	7	13	8	2	3	37	31	N/A	68
Jacksonville		14-55	.255	7-31	.226	4-7	.571	8	24	32	11	9	12	0	5	28	11	N/A	39
Clemson	L	15-47	.319	4-20	.200	11-16	.688	6	21	27	16	4	13	1	11	19	26	N/A	45
Yale		20-47	.426	5-20	.250	9-13	.692	7	28	35	16	10	19	1	8	24	30	N/A	54
Clemson	L	27-62	.423	6-22	.273	8-12	.667	10	28	38	14	15	13	2	7	26	36	6	68
Miami		28-64	.438	8-25	.320	9-10	.900	8	28	36	16	9	12	2	7	26	36	11	73
Clemson	W	23-49	.469	9-28	.321	26-31	.839	6	28	34	16	18	10	3	6	41	40	N/A	81
NC State		26-59	.441	5-21	.238	13-19	.684	8	22	30	22	11	9	3	3	35	35	N/A	70
Clemson	W	29-67	.433	12-31	.387	9-13	.692	9	30	39	17	16	11	4	7	29	41	9	79
North Carolina		28-66	.424	6-26	.231	14-20	.700	9	30	39	14	18	10	3	8	39	31	6	76
Clemson	W	30-53	.566	8-19	.421	11-22	.500	7	28	35	16	18	16	4	9	40	39	N/A	79
Duke		27-54	.500	8-20	.400	10-20	.500	4	23	27	20	13	15	2	10	33	39	N/A	72
Clemson	L	20-53	.377	5-20	.250	9-23	.391	9	28	37	19	12	12	3	7	24	30	N/A	54
NC State		20-51	.392	6-25	.240	14-21	.667	7	33	40	23	12	13	4	4	36	24	N/A	60
Clemson	W	28-56	.500	8-25	.320	7-18	.389	6	26	32	17	15	7	3	5	31	40	N/A	71
Wake Forest		25-57	.439	7-30	.233	11-15	.733	8	30	38	18	6	9	1	5	37	31	N/A	68
Clemson	L	21-61	.344	11-38	.289	9-12	.750	9	20	29	19	11	9	4	5	26	36	N/A	62
Louisville		26-54	.481	10-21	.476	18-22	.818	10	31	41	15	16	12	1	5	47	33	N/A	80
Clemson	W	26-54	.481	9-28	.321	10-12	.833	11	25	36	13	17	16	2	5	33	38	N/A	71
Syracuse		24-57	.421	8-27	.296	14-15	.933	8	18	26	16	4	8	3	10	35	35	N/A	70

GAME RECAPS

GAME 1

VIRGINIA TECH 67
CLEMSON 60

NOV. 5, 2019
LITTLEJOHN COLISEUM • CLEMSON, S.C.

CLEMSON, S.C. – Clemson University men's basketball fell in its season opener to Virginia Tech, 67-60.

Aamir Simms led the charge for the Tigers with his first career double-double. Simms finished with 12 points and 15 rebounds.

The Tigers (0-1, 0-1) knocked down seven 3-pointers and shot 34.0 percent from the field, outscoring the Hokies (1-0, 1-0) 22-16 in the paint. Clemson also forced 13 turnovers, but Virginia Tech added 11 fast-break points.

With a career-high 15 rebounds to go along with his 12 points, Simms notched a double-double for the first time in his career. Four different Clemson players reached double figures on the night. John Newman III scored a career-best 15 points and freshman Al-Amir Dawes and graduate senior Tevin Mack scored 12 and 11 points, respectively, in their Clemson debuts.

A true freshman, Dawes made an emphatic introduction to the Littlejohn faithful by knocking down a trey for the game's opening points. 3-pointers by Mack on back-to-back possessions placed Clemson ahead 26-22. The Tigers led by as many as eight points in the first half and led 37-34 at the intermission. The evenly matched first half saw both teams shoot 44.0 percent from the floor and corral 19 rebounds apiece. The Hokies' Landers Nolley II was the contest's leading scorer with 30 points.

Newman braced the Tigers with 11 second-half points. A defensive war of attrition gave way to a frenetic ending to the second half. Not long after Clemson's intense pressure forced a backcourt turnover, Newman knotted the score at 57-57 with 1:11 remaining, but the Hokies outscored the Tigers 10-3 the rest of the way.

GAME 2

PRESBYTERIAN 45
CLEMSON 79

NOV. 7, 2019
LITTLEJOHN COLISEUM • CLEMSON, S.C.

CLEMSON, S.C. – Taking Presbyterian College to task from beyond the arc, Clemson University men's basketball knocked down 14 3-pointers and won 79-45 at Littlejohn Coliseum on Thursday. The Tigers were led by John Newman III, who scored a career-best 16 points on a career-high six made field goals.

The Tigers (1-1) went 14-of-34 on 3-point shots and shot 46.0 percent from the floor. Ten different Tigers scored on the evening, with 32 of Clemson's points coming from its bench. The Tigers also scored 32 points in the paint, making for a well-rounded offensive showing.

In addition to Newman's career night, his three deep balls also marked a career high. Curran Scott made a splash with 13 points and a trio of treys. Tevin Mack added 14 points and Chase Hunter went 3-for-5 from 3-point land in a 13-point performance. Hunter also finished an ultra-impressive +40 on the floor. Chris Martin was the Blue Hose's (0-1) leading scorer with 11 points.

Newman sparked the Tigers with two early 3-pointers, as Clemson used a 4-0 run to go up 21-5 at the 10:01 mark of the first half. An 8-0 Clemson run to close out the first half was capped off by a thunderous dunk from Newman that resulted in the Tigers boasting a 43-21 lead at the intermission.

Among others, center Trey Jemison, who corralled four total rebounds, provided a lift off the bench for the Tigers in the second half with solid rebounding and defensive play. Parker Fox, O'Neil McBride and Paul Grinde, all walk-ons, were able to get minutes. Fox scored two points and McBride tallied his first career rebound.

Clemson was able to coast to victory out of halftime, outscoring Presbyterian 36-24 en route to winning by a 34-point margin.

GAME STATS

Official Basketball Box Score - Final
Virginia Tech vs Clemson
11/05/19 Littlejohn Coliseum, Clemson

Game Time: 7:00 PM
Game Duration: 2:15

Virginia Tech - 67 • 2-0 (2-0)

##	Player	Total FG/FGA	3-Ptr FG/FGA	FT-FTA	Rebounds Off Def Tot	PF	TP	A	TO	Blk	Stl	Min
2	Landers Nolley II	F 12-23	4-8	2-4	1 4 5	3	30	2	1	0	2	36:44
14	P.J. Horne	F 3-7	1-4	1-1	0 7 7	1	8	2	1	0	0	35:41
0	Hunter Cattoor	G 0-3	0-2	0-0	0 4 4	1	0	0	1	0	0	27:13
1	Isaiah Wilkins	G 1-7	1-5	1-3	4 2 6	5	4	2	2	0	1	20:35
3	Wabissa Bede	G 2-4	0-1	3-4	0 8 8	3	7	6	3	1	0	31:57
23	Tyrece Radford	1-2	0-0	2-2	1 3 4	1	4	1	0	0	0	12:44
4	Nahiem Alleyne	2-9	2-6	5-6	0 3 3	1	11	1	1	0	1	22:44
21	John Ojako	0-0	0-0	0-0	0 1 1	0	0	0	0	0	0	04:19
15	Jalen Cone	1-2	1-1	0-0	0 1 1	0	3	0	0	0	0	08:03
Team					3 2 5							

Totals		22-57	9-27	14-20	9 35 44	15	67	11	13	1	4	200:00
FG %	1st:	14-32	43.8%	2nd:	8-25	32.0%	Game:	22-57	38.6%			
3PT %	1st:	6-15	40.0%	2nd:	3-12	25.0%	Game:	9-27	33.3%			
FT %	1st:	0-2	0.0%	2nd:	14-18	77.8%	Game:	14-20	70.0%			

Clemson - 60 • 0-2 (0-2)

##	Player	Total FG/FGA	3-Ptr FG/FGA	FT-FTA	Rebounds Off Def Tot	PF	TP	A	TO	Blk	Stl	Min
25	Aamir Simms	F 4-11	1-4	3-4	4 11 15	2	12	0	1	0	1	34:25
2	Al-Amir Dawes	G 4-11	2-6	1-1	0 6 6	0	11	2	2	0	0	32:16
3	Chase Hunter	G 3-10	0-3	1-5	0 3 3	4	7	2	0	0	0	28:57
13	Tevin Mack	G 4-10	2-7	0-0	1 2 3	5	10	2	1	1	1	24:59
15	John Newman III	G 5-11	1-4	4-4	2 3 5	2	15	2	0	0	0	33:10
5	Hunter Tyson	0-3	0-3	0-1	0 1 1	1	0	0	0	0	1	07:32
10	Curran Scott	1-2	0-0	0-0	0 1 1	1	2	0	2	0	0	08:41
55	Trey Jemison	0-1	0-0	0-0	0 1 2	0	0	0	1	0	1	05:35
12	Alex Hemenway	1-4	1-2	0-0	0 0 0	1	3	0	1	0	0	14:45
21	Khavon Moore	0-1	0-0	0-0	0 0 0	0	0	1	0	1	0	09:40
Team					0 0 0							

Totals		22-64	7-29	9-15	8 28 36	16	60	9	8	2	4	200:00
FG %	1st:	15-34	44.1%	2nd:	7-30	23.3%	Game:	22-64	34.4%			
3PT %	1st:	6-15	40.0%	2nd:	1-14	7.1%	Game:	7-29	24.1%			
FT %	1st:	1-1	100.0%	2nd:	8-14	57.1%	Game:	9-15	60.0%			

Officials: Bill Covington, Bert Smith, Lee Cassell
Technical fouls: Virginia Tech - P.Horne, Clemson - NONE
Attendance: 7500

Score by periods	1st	2nd	Total
Virginia Tech	34	33	67
Clemson	37	23	60

Last FG - VT 2nd 0:14, CLE 2nd - 0:24.
Largest lead - VT by 7 2nd 0:14, CLE by 8 1st - 15:34
VT led for 11:09, CLE led for 22:45, Game was tied for 06:06

Score tied - 9 times.
Lead changed - 7 times.

GAME STATS

Official Basketball Box Score - Final
Presbyterian vs Clemson
11/07/19 Littlejohn Coliseum, Clemson

Game Time: 7:00 PM
Game Duration: 1:55

Presbyterian - 45 • 0-1

##	Player	Total FG/FGA	3-Ptr FG/FGA	FT-FTA	Rebounds Off Def Tot	PF	TP	A	TO	Blk	Stl	Min
4	Ben Drake	F 4-8	0-2	0-1	3 4 7	2	8	0	0	0	0	26:40
12	Cory Hightower	F 1-10	0-2	0-0	2 2 4	2	2	3	7	1	1	31:36
0	Chris Martin	G 4-8	0-2	3-6	0 4 4	2	11	4	5	0	3	30:06
22	Michael Isler	G 1-4	0-0	0-0	2 2 4	1	2	0	4	0	1	31:34
25	J.C. Younger	G 3-7	2-5	0-0	0 4 4	0	8	0	1	0	1	26:12
2	Kody Shubert	0-1	0-0	0-0	0 1 1	0	0	1	1	0	0	08:14
3	CJ Melton	2-3	0-0	0-0	0 2 2	1	4	0	1	0	0	08:26
23	Jordan Gibson	0-1	0-0	0-0	0 1 1	0	0	0	0	0	0	09:24
5	Zeb Graham	0-1	0-0	0-0	0 0 0	0	0	0	0	0	0	05:10
10	Sean Jenkins	2-5	2-4	0-0	0 1 1	1	6	0	0	0	0	10:18
11	Arnel Tete	0-0	0-0	0-0	0 0 0	0	0	0	0	1	0	02:15
1-3	Owen McCormack	1-2	1-2	1-1	1 2 0	4	1	0	1	1	1	08:03
21	Luka Jakovic	0-0	0-0	0-0	0 1 1	1	0	0	0	0	0	02:02
Team					1 3 4							

Totals		18-51	5-18	4-9	9 26 35	10	45	10	21	2	8	200:00
FG %	1st:	9-25	36.0%	2nd:	9-26	34.6%	Game:	18-51	35.3%			
3PT %	1st:	2-8	25.0%	2nd:	3-10	30.0%	Game:	5-18	27.8%			
FT %	1st:	1-3	33.3%	2nd:	3-6	50.0%	Game:	4-9	44.4%			

Clemson - 79 • 1-1

##	Player	Total FG/FGA	3-Ptr FG/FGA	FT-FTA	Rebounds Off Def Tot	PF	TP	A	TO	Blk	Stl	Min
25	Aamir Simms	F 0-4	0-1	0-0	0 8 8	1	0	0	2	1	0	15:54
2	Al-Amir Dawes	G 2-6	0-4	0-0	1 1 2	1	4	1	3	0	2	21:39
3	Chase Hunter	G 5-7	3-5	0-0	1 1 2	1	13	4	1	0	1	23:53
13	Tevin Mack	G 6-9	2-3	0-0	0 2 2	2	14	1	0	0	0	20:34
15	John Newman III	G 6-9	3-5	1-1	2 3 5	0	16	3	0	0	1	20:27
32	Paul Grinde	0-2	0-0	0-0	2 2 4	5	4	1	2	0	0	13:42
10	Curran Scott	4-11	3-7	2-2	0 5 5	2	13	3	0	0	0	28:29
21	Khavon Moore	1-5	0-1	0-0	3 3 6	3	2	1	0	1	2	19:25
5	Hunter Tyson	2-6	1-5	0-0	0 3 3	0	5	0	1	0	0	13:56
12	Alex Hemenway	2-2	2-2	0-0	0 0 0	0	6	0	0	0	0	09:31
20	Parker Fox	0-0	0-0	0-0	0 0 0	0	0	0	0	0	0	04:02
21	O'Neil McBride	1-2	0-1	0-0	0 0 0	0	2	0	1	0	0	04:32
20	O'Neil McBride	0-0	0-0	0-0	1 0 1	0	0	0	0	0	0	03:56
Team					1 0 1							

Totals		31-67	14-34	3-4	11 28 39	16	79	14	12	2	6	200:00
FG %	1st:	17-35	48.6%	2nd:	14-32	43.8%	Game:	31-67	46.3%			
3PT %	1st:	6-17	35.3%	2nd:	6-17	35.3%	Game:	14-34	41.2%			
FT %	1st:	1-1	100.0%	2nd:	2-3	66.7%	Game:	3-4	75.0%			

Officials: Doug Shows, Justin Porterfield, Tom Morrissey
Technical fouls: Presbyterian - NONE, Clemson - NONE
Attendance: 5715

Score by periods	1st	2nd	Total
Presbyterian	21	24	45
Clemson	43	36	79

Last FG - PRE 2nd 0:48, CLE 2nd - 0:31.
Largest lead - PRE by 0 1st - 20:00, CLE by 39 2nd - 5:19
PRE led for 0:00, CLE led for 39:35, Game was tied for 00:25

Score tied - 0 times.
Lead changed - 0 times.

GAME RECAPS

GAME 3

COLGATE 68
CLEMSON 81

NOV. 10, 2019
LITTLEJOHN COLISEUM • CLEMSON, S.C.

CLEMSON, S.C. – In a game of runs, the Clemson University men's basketball team used a late 19-6 run to pull away from Colgate at Littlejohn Coliseum on Sunday. Clemson won 81-68 in a non-conference matchup that featured four different Clemson players scoring in double figures.

The Tigers (2-1) were efficient on offense in the victory, shooting 51.6 percent from the floor and making the most of Colgate's 18 turnovers. The Tigers amassed 30 points off turnovers and racked up 46 points in the paint. Clemson also out-rebounded Colgate by a margin of nine boards.

Tevin Mack was the leading scorer on the afternoon with 17 points on 7-of-11 shooting. Mack was a force to be reckoned with on the glass too, corralling a game-high nine rebounds. Freshman Al-Amir Dawes scored 16 points to go along with his four assists, and Aamir Simms tallied 12 points and eight rebounds. In addition, John Newman III scored nine points and accrued a career-best seven rebounds, and freshman Chase Hunter finished with 10 points. Colgate's leading scorer was Tucker Richardson, who registered 16 points.

Clemson's first three baskets of the game were three consecutive 3-pointers from Mack. The Tigers used a 9-0 run to take a 28-19 lead at the 5:47 mark of the first half, a half that contained several runs. Colgate put together a 7-0 run to cut its deficit to two points before Clemson closed out the first half on an 8-2 run.

The Raiders (1-1) were able to battle back after trailing 38-30 at the intermission and took the lead during the course of the second half. Clemson remained composed, though, and relied on fast-break buckets and post play to retake the lead and pull away from Colgate. A corner 3-ball from Dawes effectively iced the game, putting the Tigers ahead 74-66 with 1:53 remaining.

GAME 4

DETROIT MERCY 65
CLEMSON 87

NOV. 17, 2019
LITTLEJOHN COLISEUM • CLEMSON, S.C.

CLEMSON, S.C. – Sparked by a career performance from Hunter Tyson, the Clemson University men's basketball team recorded a commanding victory at Littlejohn Coliseum on Sunday. The Tigers defeated the Detroit Mercy Titans 87-65 for their third-straight victory.

Tyson's 20 points were the most by a Clemson non-starter since last season when Marquise Reed also scored 20 points off the bench at South Carolina (Dec. 22, 2018) in a 78-68 victory.

Clemson (3-1) led for the majority of the contest, using a balanced scoring attack to keep the Titans (0-2) at bay. The Tigers shot 44.1 percent from the floor, going 11-of-33 from 3-point territory. In addition, Clemson tabbed 34 points in the paint and amassed 32 points off the 18 turnovers committed by the Titans.

With a career-best 20 points, Tyson also knocked down a career-high five 3-pointers to go along with his five rebounds. Down low, Aamir Simms shot 7-for-10 from the field and compiled 19 points and eight boards. Also of note, Tevin Mack contributed 18 points and four rebounds. Antoine Davis, the son of Detroit Mercy Head Coach Mike Davis, was the Titans' leading scorer with 26 points.

A pair of 8-0 runs helped the Tigers garner breathing room against the Titans. In the first half, a thunderous dunk out of the fast break by Simms highlighted an 8-0 run that put Clemson ahead 16-9 at the 10:06 mark. Clemson went on to lead 38-29 at halftime, with 15 of their first-half points resulting from Detroit Mercy turnovers.

The Tigers outscored the Titans 49-36 in the second half, with Simms scoring 11 points and continuing to thrive in the fast break over the course of the final 20 minutes. A quick 8-0 run that was put together in under two minutes of action culminated in Clemson taking a 66-52 lead with just over eight minutes to play, and the Tigers never looked back.

You'd have to go all the way back to the season opener last season for the last time the Tigers garnered 20 assists in a game. Clemson posted 20 assists on 31 made baskets in the triumph.

GAME STATS

Official Basketball Box Score - Final
Colgate vs Clemson
11/10/19 Littlejohn Coliseum, Clemson

Game Time: 3:00 PM
Game Duration: 1:55

Colgate - 68 • 1-1

##	Player	Total FG-FGA	3-Ptr FG-FGA	FT-FTA	Rebounds Off Def Tot	PF	TP	A	TO	Blk	Stl	Min
10	Will Rayman	F 6-7	3-4	0-0	0 5 5	4	15	0	1	1	1	34:19
25	Rapoulos Ivanauskas	F 6-13	1-5	1-1	2 3 5	5	14	3	3	1	0	37:15
0	Nelly Cummings	G 3-8	0-3	0-0	0 0 0	3	6	6	2	0	0	32:53
1	Jordan Burns	G 4-14	3-10	4-4	1 5 6	1	15	4	7	0	1	35:23
15	Tucker Richardson	G 6-9	4-7	0-0	1 2 3	1	16	0	3	0	0	33:48
13	Jack Ferguson	1-5	0-3	0-0	0 5 5	1	2	1	1	0	0	16:05
5	David Maynard	0-1	0-1	0-0	0 0 0	1	0	0	0	0	0	08:23
14	Keegan Records	0-0	0-0	0-0	0 0 0	0	0	0	1	0	0	01:54
Team					1 2 3			0				
Totals		26-57	11-33	5-5	5 22 27	16	68	14	18	2	2	200:00

FG % 1st: 13-29 44.8% 2nd: 13-28 46.4% Game: 26-57 45.6%
3PT % 1st: 4-13 30.8% 2nd: 7-20 35.0% Game: 11-33 33.3%
FT % 1st: 0-0 0.0% 2nd: 5-5 100.0% Game: 5-5 100.0%

DeadBall Rebounds 0,0

Clemson - 81 • 2-1

##	Player	Total FG-FGA	3-Ptr FG-FGA	FT-FTA	Rebounds Off Def Tot	PF	TP	A	TO	Blk	Stl	Min
25	Aamir Simms	F 5-11	0-1	2-4	4 4 8	3	12	0	1	1	1	38:06
2	Al-Amir Dawes	G 6-12	2-6	2-2	0 2 2	0	16	4	1	0	0	34:04
3	Chase Hunter	G 4-6	0-1	2-2	0 2 2	1	10	1	1	0	0	25:13
13	Tevin Mack	G 7-11	3-7	0-0	1 8 9	2	17	1	3	0	5	25:54
15	John Newman III	G 4-12	0-3	1-2	1 6 7	0	9	3	2	0	3	38:29
21	Khavon Moore	1-2	0-0	0-0	1 0 1	1	2	0	2	0	1	07:28
10	Curran Scott	2-4	0-1	4-6	0 0 0	1	8	2	0	0	1	20:43
55	Trey Jemison	0-0	0-0	0-0	0 0 0	1	0	1	0	0	0	01:54
5	Hunter Tyson	2-2	1-1	2-2	1 2 3	0	7	0	0	0	2	08:09
Team					1 2 3			0				
Totals		31-60	6-20	13-18	10 26 36	9	81	11	12	1	13	200:00

FG % 1st: 16-31 51.6% 2nd: 15-29 51.7% Game: 31-60 51.7%
3PT % 1st: 4-11 36.4% 2nd: 2-9 22.2% Game: 6-20 30.0%
FT % 1st: 2-2 100.0% 2nd: 11-16 68.8% Game: 13-18 72.2%

DeadBall Rebounds 2,0

Officials: Jamir Luskie, Mark Schum, Tim Clougherty
Technical fouls: Colgate - NONE Clemson - NONE
Attendance: 5673

Score by periods	1st	2nd	Total
Colgate	30	38	68
Clemson	38	43	81

Last FG - COL 2nd-0:28, CLE 2nd-0:21.
Largest lead - COL by 4 1st - 18:54, CLE by 13 2nd - 0:51
COL led for 4:37, CLE led for 28:17. Game was tied for 0:09.

Score tied - 10 times.
Lead changed - 7 times.

GAME STATS

Official Basketball Box Score - Final
Detroit Mercy vs Clemson
11/17/19 Littlejohn Coliseum, Clemson

Game Time: 3:00 PM
Game Duration: 2:05

Detroit Mercy - 65 • 0-2

##	Player	Total FG-FGA	3-Ptr FG-FGA	FT-FTA	Rebounds Off Def Tot	PF	TP	A	TO	Blk	Stl	Min
13	Alonde LeGrand	F 1-1	0-0	0-0	1 2 3	2	2	0	0	0	2	17:22
21	Chris Brandon	F 4-8	0-0	4-4	6 2 8	2	12	1	1	0	1	30:51
41	Willy Isajani	F 0-2	0-2	1-2	1 1 2	0	1	0	1	0	1	13:40
0	Antoine Davis	G 6-20	3-12	11-12	1 2 3	3	26	6	10	0	4	38:00
1	Marquis Moore	G 2-4	2-3	0-0	0 3 3	2	6	2	0	0	0	33:14
2	Justin Miller	4-14	1-3	4-4	5 8 13	4	13	1	3	0	0	21:52
12	Brad Calipari	0-3	0-1	0-0	0 1 1	0	0	0	0	0	0	13:39
10	Boe Ngudjijal	0-1	0-0	0-0	1 1 2	1	0	0	0	0	0	18:29
4	Dwayne Rose Jr.	1-3	0-0	0-0	0 0 0	1	2	0	1	1	1	06:51
14	Sam Hofman	1-3	1-3	0-0	0 0 0	2	3	0	0	0	0	06:02
Team					1 2 3							
Totals		19-59	7-24	20-22	16 22 38	18	65	8	18	1	9	200:00

FG % 1st: 8-30 26.7% 2nd: 11-29 37.9% Game: 19-59 32.2%
3PT % 1st: 4-12 33.3% 2nd: 3-12 25.0% Game: 7-24 29.2%

DeadBall Rebounds 2,0

Clemson - 87 • 3-1

##	Player	Total FG-FGA	3-Ptr FG-FGA	FT-FTA	Rebounds Off Def Tot	PF	TP	A	TO	Blk	Stl	Min
25	Aamir Simms	F 7-10	0-2	5-6	3 5 8	2	19	4	3	0	3	33:10
2	Al-Amir Dawes	G 2-5	2-4	1-2	0 0 0	4	7	6	2	0	2	31:33
3	Chase Hunter	G 1-8	1-5	2-2	0 2 2	2	5	4	4	0	2	30:17
13	Tevin Mack	G 7-13	2-5	2-3	2 2 4	1	18	2	1	0	1	30:20
15	John Newman III	G 2-7	1-5	2-3	1 0 1	4	7	1	1	1	0	23:12
21	Khavon Moore	3-4	0-0	1-2	3 4 7	2	7	1	1	0	1	13:25
55	Trey Jemison	1-1	0-0	0-1	1 2 3	3	2	0	0	0	0	05:05
5	Hunter Tyson	7-13	5-10	1-2	2 3 5	2	20	0	0	1	1	20:19
10	Curran Scott	1-4	0-2	0-0	1 3 4	1	2	2	1	0	0	12:39
Team					2 3 5							
Totals		31-65	11-33	14-21	15 24 39	21	87	20	14	2	10	200:00

FG % 1st: 15-34 44.1% 2nd: 16-31 51.6% Game: 31-65 47.7%
3PT % 1st: 7-19 36.8% 2nd: 4-14 28.6% Game: 11-33 33.3%

DeadBall Rebounds 4,0

Officials: Bill Covington, Al Desai, Tom Morrissey
Technical fouls: Detroit Mercy - A.Davis, Coach, J.Miller, Clemson - NONE
Attendance: 5884

Score by periods	1st	2nd	Total
Detroit Mercy	29	36	65
Clemson	38	49	87

Points	In Paint	Off T/O	2nd Chance	Fast Break	Bench
UDM	20	18	14	7	18
CLE	34	32	18	12	31

Last FG - UDM 2nd-0:09, CLE 2nd-0:34.
Largest lead - UDM by 1 1st - 13:50, CLE by 23 2nd - 0:34
UDM led for 0:54, CLE led for 38:49. Game was tied for 00:17

Score tied - 0 times.
Lead changed - 2 times.

GAME RECAPS

GAME 5

ALABAMA A&M 51
CLEMSON 87

NOV. 21, 2019
LITTLEJOHN COLISEUM • CLEMSON, S.C.

CLEMSON, S.C. – Controlling the action from start to finish, the Clemson University men's basketball team picked up a commanding victory over the Alabama A&M Bulldogs on Thursday. The Tigers won 87-51 at Littlejohn Coliseum to round out their 5-game homestand to kick off the season.

The Tigers (4-1) were highly efficient from the field, compiling a field-goal percentage of 53.1 percent. Bench production was key for the Tigers, as 40 of Clemson's points came from players inserted into the game off the bench. The Bulldogs (0-5) committed 18 turnovers, and Clemson took advantage by racking up 31 points off turnovers. The Tigers also made a mark beyond the arc, knocking down 12 3-point shots.

Al-Amir Dawes served as Clemson's floor general on the night, with the freshman leading all scorers with 19 points to go along with his five rebounds. Tevin Mack recorded 16 points for the Tigers, going 3-for-6 on 3-pointers. Trey Jemison chipped in 10 points and five boards, both career-high marks, and Hunter Tyson tabbed 10 points and nine rebounds. Brandon Miller led the Bulldogs with 17 points on 6-of-11 shooting.

In the early goings, the Tigers took an 8-0 lead before the Bulldogs got on the board. A 23-0 run was what provided Clemson with plenty of breathing room, though, resulting in the Tigers going up 34-7 at the 7:24 mark. John Newman III highlighted Clemson's dominant first half by posterizing his defender on a two-handed slam dunk.

Leading 54-19 at halftime, the Tigers did not let up in the second half, racing to a 36-point victory. Walk-on Wells Hoag made his Clemson debut in the second half. Hoag excited the Littlejohn crowd by connecting on a 3-ball after chasing down a loose ball. Ten different Tigers etched their names into the scoring column in the 87-51 triumph, with Hoag contributing five points.

GAME STATS

Official Basketball Box Score - Final															Game Time: 7:00 PM	
Alabama A&M vs Clemson																
11/21/19 Littlejohn Coliseum, Clemson																
Alabama A&M - 51 • 0-5																
##	Player	Total FG/FGA	3-Ptr FG/FGA	FT-FTA	Rebounds Off Def Tot	PF	TP	A	TO	Blk	Stl	Min				
0	TJ Parham	F 3-10	1-4	0-0	2 3 5	4	7	1	2	0	0	21:42				
20	EJ Williams	C 1-4	0-0	0-0	0 0 0	1	2	0	0	0	0	13:20				
3	Cameron Tucker	G 2-3	2-3	0-0	0 1 1	1	6	1	8	0	1	22:52				
10	Garrett Hicks	G 2-6	2-3	2-4	1 3 4	1	8	4	1	0	3	33:04				
13	Cameron Alford	G 4-12	0-4	0-0	0 6 6	1	8	0	2	1	1	25:05				
2	Brandon Miller	6-11	5-10	0-0	0 3 3	2	17	1	1	0	1	28:51				
5	Jalen Johnson	1-5	0-0	1-2	2 1 3	1	3	0	2	0	1	13:05				
24	Evan Wiley	0-1	0-0	0-0	0 1 1	0	0	0	0	0	1	07:38				
30	Brandon Houston	0-2	0-0	0-0	0 1 1	0	0	1	0	0	0	13:16				
12	Brandon Powell	0-1	0-1	0-0	0 0 0	0	0	0	0	0	0	08:47				
35	Tremere Brown	0-1	0-0	0-0	0 2 2	2	0	0	2	0	0	06:38				
1	Mason Ellison	0-0	0-0	0-0	0 4 4	1	0	0	0	0	0	05:42				
Team						1	1	2								
Totals		19-56	10-25	3-6	6 26 32	14	51	8	18	0	8	200:00				
FG %		1st: 7-25 28.0%	2nd: 12-31 38.7%	Game: 19-56 33.9%								Drewhall Rebounds 2.0				
3PT %		1st: 4-14 28.6%	2nd: 6-11 54.5%	Game: 10-25 40.0%												
FT %		1st: 1-2 50.0%	2nd: 2-4 50.0%	Game: 3-6 50.0%												
Clemson - 87 • 4-1																
##	Player	Total FG/FGA	3-Ptr FG/FGA	FT-FTA	Rebounds Off Def Tot	PF	TP	A	TO	Blk	Stl	Min				
25	Aamir Simms	F 2-7	0-1	0-0	0 4 4	1	4	4	0	0	1	18:27				
2	Al-Amir Dawes	G 7-11	3-6	2-4	0 5 5	0	19	2	2	0	2	27:12				
10	Curran Scott	G 1-4	1-4	2-4	0 1 1	0	5	3	1	0	3	21:44				
13	Tevin Mack	G 6-9	3-6	1-1	1 1 2	0	16	2	1	1	1	21:41				
15	John Newman III	G 4-7	1-3	0-0	0 3 3	0	9	4	1	1	0	29:10				
21	Khavon Moore	1-6	1-2	0-0	1 5 6	2	3	3	2	0	1	19:20				
5	Hunter Tyson	4-8	2-5	0-2	1 8 9	0	10	1	0	1	1	25:52				
55	Trey Jemison	5-6	0-0	0-0	2 3 5	1	10	0	2	4	2	16:03				
31	Wells Hoag	2-3	1-2	0-0	1 0 1	0	5	0	0	0	0	07:30				
32	Paul Grinde	2-3	0-0	2-2	1 0 1	1	6	0	0	0	0	05:30				
11	Parker Fox	0-0	0-0	0-0	0 0 0	0	0	0	0	0	0	04:04				
20	O'Neil McBride	0-0	0-0	0-2	0 1 1	0	0	0	0	0	0	03:27				
Team						1	1	2								
Totals		34-64	12-29	7-15	8 32 40	5	87	19	9	7	11	200:00				
FG %		1st: 21-34 61.8%	2nd: 13-30 43.3%	Game: 34-64 53.1%								Drewhall Rebounds 4.0				
3PT %		1st: 10-17 58.8%	2nd: 2-12 16.7%	Game: 12-29 41.4%												
FT %		1st: 2-4 50.0%	2nd: 5-11 45.5%	Game: 7-15 46.7%												
Officials: Roger Ayers, Jeb Harshness, Chance Moore																
Technical fouls: Alabama A&M - NONE Clemson - NONE																
Attendance: 5616																
Score by periods					1st	2nd	Total									
Alabama A&M					19	32	51									
Clemson					54	33	87									
Last FG: AAM 2nd-3:10 CLE 2nd - 0:59																
Largest lead: AAM by 10 (1st-20:00), CLE by 37 (2nd - 18:37)																
AAM led for 0:00, CLE led for 38:03. Game was tied for 01:57																
Score tied - 0 times.																
Last leaded - 0 times.																

GAME 6

CLEMSON 62
TCU 60

NOV. 24, 2019
T-MOBILE ARENA • LAS VEGAS, NEV.

LAS VEGAS – Putting on a show in the “Entertainment Capital of the World,” the Clemson University men's basketball team stepped up under pressure and pulled off a gritty victory in the 2019 MGM Resorts Main Event. Clemson defeated TCU 62-60 in their opening contest of the tournament on Sunday. After putting together a 15-0 run to close out the second half, Clemson prevailed in overtime and advanced to Tuesday's championship game.

The Tigers (5-1) knocked down 10 3-pointers, including several pivotal treys, in their first action away from Littlejohn Coliseum this season. Marking the largest comeback for the Tigers since 2011, the come-from-behind triumph saw the Horned Frogs (4-1), who made nine 3-balls, squander several leads. In fact, 10 lead changes took place in the back-and-forth affair, and the 21 turnovers forced by Clemson proved to be pivotal.

Tevin Mack led the charge for the Tigers with 22 points and nine rebounds. Mack went 5-of-10 from deep, with three of his 3-point shots coming in the first half. While Mack incited the Tigers with 13 first-half points, Aamir Simms sparked the comeback in the second half. Simms manufactured a double-double with 13 points and 12 boards, and all 13 of his points were tallied after halftime. Manning TCU's efforts, Desmond Bane recorded 17 points and 10 rebounds for a double-double of his own.

Opening the game with a 3-pointer, Mack provided the Tigers with an early advantage. Clemson used a 7-0 run to take a 15-10 lead at the 6:39 mark of the first half, and the Horned Frogs answered with an 8-0 run. TCU sported a 25-23 lead at the intermission and did not take long to garner breathing room in the early goings of the second half. Following a dunk by Newman off a turnover out of the half, TCU produced a quick 7-0 run and eventually went up by as many as 15 points.

The Tigers remained poised, however, and outscored the Horned Frogs 15-0 over the course of the final 7:19 of the second half. A steal by Curran Scott helped facilitate a game-tying basket by Mack in the final minute, thus forcing overtime. In the bonus period, the Tigers came back from a 4-point deficit, with a 3-pointer by Al-Amir Dawes giving Clemson a lead that it did not relinquish. Dawes' shot was netted with 1:33 remaining, and it put the Tigers ahead 61-60. The Horned Frogs missed a couple of shots near the basket on their final possession, and Mack then iced the game with a free throw.

GAME STATS

Official Basketball Box Score - Final
TCU at Clemson
11/25/19 T-Mobile Arena, Las Vegas
2019-20 Men's Basketball

Game Time: 5:30 PM
Game Duration: 2:13

Officials: Roger Ayers, AJ Desai, Chance Moore

TCU - 60

Record: 3-1

NO.	Name	Min	FG		3P		FT	Rebounds		Fouls		TP	AS	TO	ST	Blocks		+/-
			M	A	M	A		OR	DR	PF	FF					BS	BA	
21	Kavin Samuel	C	34:49	5-6	0-0	1-4	4	6	10	2	2	11	0	3	3	1	0	-18
1	Desmond Bane	G	42:45	6-16	2-6	3-6	3	7	10	1	4	17	6	4	3	0	-2	50%
3	Francisco Farabello	G	18:03	1-3	0-1	0-0	0	0	0	0	0	2	1	0	1	1	0	-4
5	Jaire Grayer	G	25:44	1-5	1-4	0-0	2	4	6	2	1	3	0	2	1	0	0	-7
22	RJ Nemphard	G	31:07	1-5	0-0	0-0	1	4	5	1	1	2	3	4	0	0	0	-12
2	Edric Dennis	26:57	6-14	5-12	1-2	0	4	4	3	2	18	2	3	1	0	0	2	-10
4	PJ Fuller	16:12	2-5	1-2	1-1	0	3	3	3	3	6	0	2	2	1	1	0	-10
10	Dante Smith	19:12	0-4	0-3	1-2	0	1	1	2	1	1	0	0	1	0	0	0	-9
23	Jasdon LeDee	10:11	0-0	0-0	0-0	0	1	1	1	1	1	0	0	2	1	0	0	16
Team																		0
Totals																		-2

Technical Fouls: NONE

Shooting By Period

1 st	FG%	9/26	34.6%
2 nd	FG%	5/16	31.3%
3 rd	FG%	2/4	50%
4 th	FG%	10/25	40.0%
OT	FG%	3/11	27.3%
FT%	4/9	44.4%	
OT	FT%	3/7	42.9%
3PT%	1/11	100.0%	
3PT%	1/2	50%	
GM	FG%	22/58	37.9%
FT%	9/28	32.1%	
3PT%	7/15	46.7%	

Clemson - 62

Record: 4-1

NO.	Name	Min	FG		3P		FT	Rebounds		Fouls		TP	AS	TO	ST	Blocks		+/-
			M	A	M	A		OR	DR	PF	FF					BS	BA	
21	Khavon Moore	F	14:26	0-1	0-0	0-0	0	1	1	1	0	1	0	0	0	0	0	-3
25	Aamir Simms	F	37:17	3-15	1-7	6-8	3	9	12	2	6	13	7	1	2	1	0	-3
2	Al-Amir Dawes	G	33:49	3-6	2-3	0-2	0	2	2	3	2	8	3	7	3	0	1	8
13	Tevin Mack	G	42:47	8-15	5-10	1-2	1	8	9	2	22	1	0	1	0	0	0	10
15	John Newman III	G	36:35	3-6	1-2	2-2	0	2	2	2	1	9	1	4	1	1	0	-4
3	Chase Hunter	15:19	0-1	0-0	0-0	0-0	0	0	0	2	1	0	2	2	1	0	0	-9
10	Curran Scott	25:03	2-7	1-4	2-2	0	2	2	1	1	7	0	1	1	1	0	1	-8
55	Trey Jemison	07:43	0-0	0-0	1-2	0	0	0	0	1	1	1	0	1	0	0	0	-3
5	Hunter Tyson	12:01	0-2	0-2	0-2	0	0	1	1	1	1	2	1	0	1	0	0	-10
Team																		0
Totals																		-2

Technical Fouls: NONE

Shooting By Period

1 st	FG%	8/24	33.3%
2 nd	FG%	5/12	41.7%
3 rd	FG%	2/2	100%
4 th	FG%	8/25	32.0%
OT	FG%	4/14	28.6%
3PT%	9/10	90%	
OT	FG%	3/4	75.0%
FT%	1/2	50.0%	
3PT%	3/8	37.5%	
GM	FG%	19/53	35.9%
FT%	10/28	35.7%	
3PT%	14/20	70.0%	

Dead Ball Rebounds: 5-2

	TCU	CLE
Biggest lead	15 (2 nd 7:39)	6 (1 st 16:24)
Best Scoring Run	8 (1 st 4:27)	15 (2 nd 0:25)
Lead Changes	10	
Times Tied	6	
Time with Lead	23:04	14:06

	TCU	CLE
Points from Turnovers	18	17
Paint	24	10
Second Chance	13	6
Fast Breaks	10	7
Bench	25	10

	1st	2nd	OT	TOT
TCU	25	27	8	60
CLE	23	29	10	62

GAME RECAPS

GAME 7

No. 21/24 COLORADO 71
CLEMSON 67

NOV. 26, 2019
T-MOBILE ARENA • LAS VEGAS, NEV.

LAS VEGAS – Playing in the championship game of the 2019 MGM Resorts Main Event at T-Mobile Arena, the Clemson University men's basketball team came up short to the Colorado Buffaloes on Tuesday. Colorado outscored Clemson 38-31 in the second half, and Clemson ultimately fell 71-67.

Clemson (5-2) pulled off a second-half comeback in its semifinal matchup but was on the other end of a second-half turnaround in the championship. The Tigers led for over 34 minutes of the contest and were an efficient 40.8 percent from the floor. Clemson also knocked down eight 3-pointers and went 19-for-22 at the free-throw line. Colorado (5-0) excelled at the charity stripe, going 24-for-25 on free throws.

Leading the way for the Tigers was Aamir Simms, who matched his career high with 23 points and also corralled seven rebounds. John Newman III added 16 points and was a perfect 6-for-6 on free throws. In addition, Tevin Mack chipped in 11 points and hauled in nine boards. Tyler Bey paced the Buffaloes with 18 points and 10 rebounds.

Simms showed out in the first half, tallying 14 points and helping Clemson build a 10-point lead. Colorado was able to hang around, though, and trailed 36-33 at halftime. The Tigers led by as many as 12 points in the early goings of the second half, but the Buffaloes manufactured a 16-3 run that culminated in them going up 54-53 with 7:51 remaining. Clemson made several crucial defensive stops late in the action, but Colorado's stellar free-throw shooting enabled the Buffaloes to come out on top.

GAME 8

CLEMSON 60
MINNESOTA 78

DEC. 2, 2019
WILLIAMS ARENA • MINNEAPOLIS, MINN.

MINNEAPOLIS – As part of the ACC/Big Ten Challenge, the Clemson University men's basketball team took on the Minnesota Golden Gophers at Williams Arena on Monday. Four different Tigers scored in double figures, but, in the end, the Golden Gophers came away with a 78-60 win.

Clemson's bench showed out on the evening, tallying 28 total points. The Tigers (5-3) were 23-of-50 from the floor for a shooting percentage of 46.0 percent. However, Minnesota (4-4) shot 53.8 percent and knocked down eight 3-pointers. Clemson racked up 36 points in the paint, but the Golden Gophers' 16 points off turnovers proved to be crucial.

Down low for the Tigers, Aamir Simms recorded 11 points and six rebounds, with nine of those points and five of those boards coming in the first half. Hunter Tyson provided Clemson with a lift off the bench via his two treys. Tyson was Clemson's leading scorer with 12 points to go along with his five rebounds. Also of note, Khavon Moore and Curran Scott scored 10 points apiece for the Tigers, and Moore hauled in six rebounds, as well. Minnesota's Marcus Carr sparked the Golden Gophers with 24 points, nine assists and five boards.

Minnesota jumped out to an early lead, with the Golden Gophers leading by as many as 11 points in the first half. Simms incited the Tigers with stellar play in the paint, though, and Clemson fought back, trailing by six points at halftime. After boasting a 35-29 advantage at the intermission, the Golden Gophers kept the Tigers at bay over the course of the second half, sinking five 3-balls over the course of the final 20 minutes of action and winning 78-60.

GAME STATS



Official Basketball Box Score - Final
Colorado at Clemson
11/27/19 T-Mobile Arena, Las Vegas
2019-20 Men's Basketball

Game Time: 4:30 AM
Game Duration: 2:07

Officials: Ray Nash, Kelly Self, Larry Spaulding

Colorado - 71			Record: 5-0																			
NO.	Name	Min	FG	3P	FT	Rebounds	Fouls	TP	AS	TO	ST	Blocks	BS	BA	+	-	Shooting By Period					
21	Evan Battey	F 17:18	4-5	0-1	3-3	2	1	3	5	4	11	1	0	1	0	0	8	1 st FG	8-20	40.0%		
1	Tyler Bey	G 34:11	4-8	1-1	9-10	1	9	10	3	7	18	3	2	1	4	2	9	3 rd FT	4-13	30.8%		
2	Daylen Kountz	G 16:19	1-2	0-1	4-4	0	1	1	1	2	6	1	0	1	0	0	1	2 nd FG	12-31	38.7%		
5	D'Shawn Schwartz	G 30:16	3-9	2-5	4-4	1	4	5	2	3	12	2	1	1	0	0	0	3 rd FT	9-9	33.3%		
25	McKinley Wright	G 37:26	3-13	0-2	4-4	1	5	6	4	10	5	3	2	0	1	7	7	FT	11-11	100%		
00	Shane Gattling	21:59	2-5	1-4	0-0	0	1	1	1	1	5	1	2	0	0	0	0	GM FG	20-51	39.2%		
23	Lucas Siewert	19:53	1-4	1-4	0-0	1	1	2	3	0	3	0	1	0	0	0	-4	3 rd FT	7-20	31.6%		
3	Maddox Daniels	18:03	2-5	2-4	0-0	0	0	0	1	0	6	0	1	0	0	0	-1	FT	24-25	96.0%		
5	Dallas Walton	01:23	0-0	0-0	0-0	0	0	0	0	0	0	0	0	0	0	0	3	Dead Ball Rebounds: 3				
24	Eli Parquet	02:34	0-0	0-0	0-0	0	0	0	0	0	0	1	1	0	0	0	-3					
10	Alexander Strating	00:38	0-0	0-0	0-0	0	0	0	0	0	0	0	0	0	0	0	-9					
Team						2	2	4			0											
Totals			20-51	7-22	24-25	8	24	32	16	21	71	14	12	6	4	3	4					
																		Technical Fouls: NONE				

Clemson - 67		Record: 5-2																					
NO.	Name	Min	FG	3P	FT	Rebounds	Fouls	TP	AS	TO	ST	Blocks	BS	BA	+	-	Shooting By Period						
21	Khavon Moore	F 15:05	1-2	1-1	0-0	0	1	1	3	0	3	1	2	2	0	0	1	1 st FG%	11-26	42.3%			
25	Aamir Simms	F 35:37	7-14	2-5	7-9	3	4	7	3	8	23	4	0	1	2	1	5	3 rd FT%	10-12	83.3%			
2	Al-Amir Dawes	G 37:26	2-4	1-2	1-1	1	1	2	1	2	6	4	0	0	0	0	-8	2 nd FG%	9-23	39.1%			
13	Tevin Mack	G 37:56	3-11	1-5	4-4	0	9	9	2	2	11	1	2	1	1	4		3 rd FT%	4-8	50.0%			
15	John Newman III	G 31:37	4-5	2-3	6-6	0	1	1	5	3	16	3	2	1	0	0	-3	FT%	9-10	90%			
10	Curran Scott	27:13	3-5	1-1	0-0	0	1	1	3	0	7	1	1	0	0	0	1	GM FG%	20-49	40.8%			
5	Hunter Tyson	10:43	0-5	0-4	1-2	2	1	3	0	1	1	0	0	1	0	2	-3	3 rd FT%	6-21	38.1%			
55	Trey Jemison	04:23	0-0	0-0	0-0	0	0	0	4	0	0	3	0	0	0	0	-9	FT%	19-23	86.4%			
Team						0	0	0			0							Dead Ball Rebounds: 2					
Totals			20-49	9-21	19-22	6	18	24	21	16	67	16	13	7	3	4	-4	Technical Fouls: NONE					

		COL		CLE															
Biggest lead		6 (2 nd 2:36)		12 (2 nd 14:38)		Points from Turnovers		13		18		Period by Period Scoring		1st		2nd		TOT	
Best Scoring Run		9 (2 nd 11:34)		9 (2 nd 14:38)		Paint		26		16		Second Chance		13		3		71	
Lead Changes		3		3		Fast Breaks		12		5		Bench		14		8			
Times Tied		2		2															
Time with Lead		03:43		34:12															

GAME STATS



Official Basketball Box Score - Final
Clemson at Minnesota
12/02/19 Williams Arena, Minneapolis
2019-20 Men's Basketball

Game Time: 2:00 AM
Game Duration: 1:55
Attendance: 10,148

Officials: Terry Ogleby, Paul Seale, Courtney Green

Clemson - 60		Record: 5-3																	
NO.	Name	Min	FG	3P	FT	Rebounds	Fouls	TP	AS	TO	ST	Blocks	BS	BA	+	-			
21	Khavon Moore	F 23:37	5-9	0-0	0-0	2	4	6	1	1	10	1	0	0	0	1	-15		
25	Aamir Simms	F 26:25	4-10	0-1	3-4	0	6	6	2	6	11	1	1	0	0	3	-17		
2	Al-Amir Dawes	G 28:15	1-5	0-3	2-2	0	0	0	3	2	4	1	1	0	0	0	-20		
13	Tevin Mack	G 24:26	1-4	0-1	0-3	0	3	3	2	2	0	2	0	0	0	0	-15		
15	John Newman III	G 30:32	2-6	0-1	1-2	1	2	3	3	3	5	0	3	0	0	0	-19		
10	Curran Scott	24:57	4-5	0-0	2-2	0	0	0	0	3	10	2	1	1	0	0	-12		
55	Trey Jemison	10:55	1-2	0-0	0-0	0	0	0	0	1	2	0	0	0	0	1	-3		
5	Hunter Tyson	23:13	3-6	2-5	4-4	0	5	5	1	2	12	2	1	0	0	0	3		
32	Paul Grindle	02:40	1-1	0-0	0-0	0	0	0	0	0	0	0	0	0	0	0	2		
11	Parker Fox	01:40	0-0	0-0	0-0	0	0	0	0	0	0	0	0	0	0	0	2		
20	O'Neil McBride	01:40	1-1	0-0	0-0	1	1	0	1	0	0	2	1	1	0	0	2		
31	Wells Hoag	01:40	0-1	0-0	0-0	1	0	1	0	0	0	0	0	0	0	0	2		
Team						1	0	1			0								
Totals			23-50	2-11	12-17	6	20	26	13	19	60	8	10	1	1	5	-18		

Minnesota - 78		Record: 4-4																	
NO.	Name	Min	FG	3P	FT	Rebounds	Fouls	TP	AS	TO	ST	Blocks	BS	BA	+	-			
30	Aihan Demir	F 35:05	1-3	0-0	1-2	0	6	6	0	1	3	1	0	0	0	0	17		
25	Daniel Oturu	C 24:23	9-11	0-0	3-5	1	3	4	4	3	21	0	2	0	4	0	24		
0	Payton Willis	G 24:52	2-6	2-6	0-0	0	1	1	1	0	6	4	1	1	0	0	18		
5	Marcus Carr	G 36:16	8-16	2-7	6-7	0	5	5	3	4	24	9	2	0	0	1	22		
22	Gabe Kalscheur	G 25:16	4-7	3-5	4-5	0	3	3	4	2	15	2	1	1	0	0	24		
21	Jarvis Omesa	11:43	1-2	0-0	0-0	1	0	1	4	1	2	0	0	0	0	1	0		
42	Michael Hurt	15:41	2-3	1-2	0-0	0	2	2	1	2	5	0	0	0	0	0	2		
3	Bryan Greenlee	07:19	1-1	0-0	0-0	0	0	0	0	0	2	0	0	0	1	0	-5		
1	Tre Williams	06:56	0-2	0-1	0-0	1	1	1	1	0	1	2	0	0	0	0	-5		
32	Sam Freeman	06:09	0-0	0-0	0-0	0	0	1	1	1	0	0	0	0	0	0	-3		
35	Isaiah Ihnen	02:40	0-0	0-0	0-0	0	0	0	0	0	0	0	0	0	0	0	-2		
10	Brady Rudrud	01:40	0-1	0-1	0-0	0	0	0	0	0	0	0	0	0	0	0	-2		
Team						4	2	6			0								
Totals			28-52	9-22	14-19	6	24	30	19	13	78	17	8	3	5	1	18		

35	Isaiah Ihnen	02:40	0-0	0-0	0-0	0	0	0	0	0	0	0	0	0	0	0	-2
10	Brady Rudrud	01:40	0-1	0-1	0	0	0	0	0	0	0	0	0	0	0	0	-2
Team						4		2		5							
Totals		28-52		8-22		14-19		6		24		30		19		13	
						78		17		8		3		5		1	
																18	
Technical Fouls: NONE																	
		CLE		MIN		Points from		CLE		MIN		Period by Period Scoring					
Biggest lead		0 (1 st 20:00)		0 (1 st 20:00)		0 (1 st 20:00)		0 (1 st 20:00)		0 (1 st 20:00)		0 (1 st 20:00)					

GAME RECAPS

GAME 9

CLEMSON 53
No. 17/19 FLORIDA STATE 72
DEC. 8, 2019
DONALD L. TUCKER CENTER • TALLAHASSEE, FLA.

TALLAHASSEE, Fla. – In an ACC battle defined by 3-pointers, the Clemson University men's basketball team lost to the No. 17/19 Florida State Seminoles on Sunday. The Tigers connected on nine treys at the Donald L. Tucker Center, but the Seminoles sank 15 3-balls of their own en route to winning 72-53.

Clemson (5-4, 0-2) went 9-for-27 from deep, and Florida State (8-2, 1-1) went 15-for-32 on shots from beyond the arc. Turnovers were integral in the contest, too, with the Seminoles and the Tigers suffering 13 and 18 turnovers, respectively. The Tigers scored 12 points off turnovers and recorded an overall shooting percentage of 36. However, the Seminoles were 46 percent on shots from the floor, and they pulled away from Clemson in the second half.

Tevin Mack manned the Tigers with 14 points, as he went 5-of-10 from the field and knocked down a pair of 3-pointers. Al-Amir Dawes added 13 points for Clemson, with 11 of his points coming in the first half. Aamir Simms registered eight points and four rebounds down low for Clemson. Three different Seminoles scored in double figures, including Devin Vassell, who led all scorers with 14 points.

The Tigers took a 6-point lead into halftime after shooting 46 percent from the field in the first 20 minutes of action. Clemson went 6-of-13 on 3-point shots and led by as many as eight points in the opening half. Simms drained a 3-ball as time expired in the first half, placing the Tigers ahead 33-27 at the intermission. The Seminoles came alive in the second half, though, connecting on 11 3-pointers and winning 72-53 in the end.

GAME 10

SOUTH CAROLINA 67
CLEMSON 54
DEC. 15 2019
LITTLEJOHN COLISEUM • CLEMSON, S.C.

CLEMSON, S.C. – The Clemson University men's basketball team fell to the South Carolina Gamecocks at Littlejohn Coliseum on Sunday. The Tigers lost 67-54 in the Palmetto Series, ending the Tigers' 3-game winning streak in the annual rivalry. Aamir Simms manned the Tigers' efforts with 21 points and eight rebounds.

The Tigers (5-5) knocked down nine 3-pointers and forced 21 turnovers, but the Gamecocks (7-4) shot 45.1 percent from the field and made eight 3-balls of their own. Clemson fared well at the charity stripe, going 17-of-23 on free throws. A combined 21 steals took place in the hard-fought contest, and South Carolina won the rebounding margin 41-32.

Simms led all players in points and rebounds, and Al-Amir Dawes, who connected on a trio of 3-point shots, paced the Tigers with his 13 points, five boards and four assists. Also of note, Hunter Tyson made the first start of his career for Clemson, and the Tigers' John Newman III notched a career-high four steals.

Early on, Simms opened the scoring action with a 3-pointer. The big man tabbed 12 points in the first half. Clemson went on to manufacture a 7-0 run to take a 26-24 lead at the 2:42 mark of the first half. The two teams combined for 15 steals in the first half, and South Carolina, which shot 48 percent from the floor, held a 28-26 lead at halftime. In the second half, the Gamecocks used a 12-2 run to take a 9-point lead with 11:47 remaining, and they held off the Tigers the rest of the way, securing their 13-point victory.

GAME STATS

Official Basketball Box Score - Final
Clemson at Florida State
12/08/19 Donald L. Tucker Center, Tallahassee
2019-20 FSU Men's Basketball

Game Time: 2:00 PM
Game Duration: 1:58
Attendance: 7,834

Officials: Roger Ayers, Pat Driscoll, Brian O'Connell

Clemson - 53		Record: 5-4 (0-2)														
NO.	Name	Min	FG	3P	FT	Rebounds	Fouls	TP	AS	TO	ST	Blocks	BS	BA	+/	
21	Khavon Moore	F 20:14	1-5	0-2	0-0	0 1 1	1 0	2	1	1	1	0	1	0	-8	
25	Aamir Simms	F 27:10	3-7	2-3	0-0	2 2 4	4 4	8	1	2	1	0	2	-12		
2	Al-Amir Dawes	G 33:48	5-13	2-8	1-2	1 2 3	1 2	13	3	6	0	0	1	-13		
13	Tevin Mack	G 30:57	5-10	2-4	2-5	1 2 3	2 4	14	2	3	3	0	0	-14		
15	John Newman III	G 28:46	2-5	1-2	1-1	0 1 1	1 2	6	1	1	0	1	0	-19		
10	Curran Scott	16:33	2-5	1-2	2-2	0 4 4	2 1	7	0	3	0	0	0	-7		
55	Trey Jemison	11:08	0-1	0-0	0-0	0 0 0	3 0	0	0	1	0	1	0	-6		
1	Jonathan Baethre	13:25	0-1	0-0	0-0	1 2 3	0 0	0	0	1	0	0	0	-8		
5	Hunter Tyson	12:50	1-5	1-4	0-0	1 3 4	0 0	1	3	0	0	0	0	-4		
32	Paul Grinde	01:42	0-0	0-0	0-0	0 0 0	0 0	0	0	0	0	0	0	-1		
11	Parker Fox	01:09	0-0	0-0	0-0	0 0 0	0 0	0	0	0	0	0	0	-1		
20	O'Neil McBride	01:09	0-0	0-0	0-0	1 0 1	0 0	0	0	0	0	0	0	-1		
31	Wells Hoag	01:09	0-1	0-1	0-0	0 0 0	0 0	0	0	0	0	0	0	-1		
Team						4 4 8		0								
Totals			19-53	9-27	6-10	11 21 32	14 14	53	8	15	0	9	9	-19		

Technical Fouls: NONE

Florida State - 72		Record: 8-2 (1-1)														
NO.	Name	Min	FG	3P	FT	Rebounds	Fouls	TP	AS	TO	ST	Blocks	BS	BA	+/	
10	Malik Osborne	F 22:02	2-5	1-4	0-0	1 5 6	3 1	5	1	1	0	2	0	1		
15	Dominik Olejniczak	C 07:39	0-3	0-0	0-0	3 0 3	2 0	0	1	1	1	0	0	-6		
3	Trent Forrest	G 29:57	4-8	1-3	0-0	0 3 3	2 2	9	5	2	1	0	0	13		
23	M.J. Walker	G 28:23	3-9	3-6	2-2	0 0 0	1 4	11	2	3	1	0	0	14		
24	Devin Vassell	G 27:44	6-10	2-6	0-2	1 8 9	1 1	14	2	2	1	3	0	22		
1	RaQuan Gray	16:55	-2	-2	-4	0 2 2	2 3	7	1	0	1	1	0	14		
5	Balsa Koprivica	07:31	1-1	0-0	0-0	0 0 0	0 0	2	0	1	0	1	0	1		
2	Anthony Pollie	17:51	4-7	4-6	0-0	1 2 3	0 0	12	2	1	0	0	0	9		
4	Patrick Williams	25:48	3-6	2-4	1-2	1 3 4	2 2	9	0	0	0	2	0	19		
0	RaQuan Evans	11:25	0-1	0-0	0-0	0 1 1	0 1	0	2	2	1	0	0	9		
12	Justin Lindner	01:09	0-1	0-0	0-0	0 0 0	0 0	0	0	0	0	0	0	1		
20	Travis Light	01:09	0-0	0-0	0-0	0 0 0	0 0	0	0	0	0	0	0	1		
33	Will Miles	01:09	0-0	0-0	0-0	0 0 0	0 0	0	0	0	0	0	0	1		
42	Cleveland Yates	00:39	0-1	0-0	0-0	0 0 0	0 0	0	0	0	0	0	0	-2		
44	Ty Hands	00:39	0-0	0-0	0-0	0 0 0	0 0	0	0	0	0	0	0	-2		
Team						2 1 3		0								
Totals			25-54	15-32	7-10	9 25 34	14 14	72	16	13	6	9	0	19		

Technical Fouls: NONE

		CU	FSU			Points from Turnovers	CU	FSU			Period by Period Scoring				
Biggest lead		8 (1 st 2:45)	21 (2 nd 1:00)	Paint		15	12	15	1st		1st	2nd	TOT		
Best Scoring Run		6 (1 st 17:46)	10 (2 nd 16:24)	Second Chance		16	16	16	CU		33	20	53		
Lead Changes		2	2	Fast Breaks		9	2	9	FSU		27	45	72		
Times Tied		2	2	Bench		10	33	10							
Time with Lead		19:36	18:13												

GAME STATS

Official Basketball Box Score - Final
South Carolina at Clemson
12/15/19 Littlejohn Coliseum, Clemson
2019-20 Men's Basketball

Game Time: 5:00 PM
Game Duration: 2:16
Attendance: 6,364

Officials: Ted Valentine, Michael Stephens, Doug Shows

South Carolina - 67		Record: 7-4														
NO.	Name	Min	FG	3P	FT	Rebounds	Fouls	TP	AS	TO	ST	Blocks	BS	BA	+/	
10	Justin Minaya	F 19:16	1-4	1-3	0-0	3 3 6	5 0	3	0	0	0	0	0	3		
21	Mark Kotsur	F 38:19	3-7	0-0	5-9	2 5 7	3 7	11	2	3	0	0	0	13		
24	Keyshawn Bryant	F 28:59	2-6	0-1	3-4	1 3 4	3 6	7	0	3	3	2	1	6		
00	A.J. Lawson	G 30:03	8-15	4-7	0-0	0 6 6	3 0	20	3	5	3	0	1	10		
52	Jair Bolden	G 24:14	3-8	2-6	2-2	0 3 3	0 1	10	3	2	2	0	0	9		
5	Jermaine Cousinard	13:23	1-2	1-1	1-2	0 2 2	4 1	4	1	2	0	1	0	4		
14	Nathan Nelson	04:33	0-0	0-0	0-0	0 0 0	0 0	3	0	0	0	0	0	0		
12	Trae Hannibal	16:10	2-5	0-0	0-0	1 3 4	1 1	4	2	1	1	0	0	4		
15	Wildens Leveque	01:47	0-0	0-0	0-0	0 0 0	0 0	0	0	0	0	1	0	0		
20	Alanzo Frink	20:24	3-4	0-0	2-2	3 3 6	2 1	8	0	0	1	0	0	11		
1	T.J. Moss	04:52	0-0	0-0	0-0	0 0 0	0 0	0	0	0	0	0	0	3		
Team						1 2 3		0								
Totals			23-51	8-18	13-19	11 30 41	24 17	67	11	21	10	3	2	13		

Technical Fouls: NONE

Clemson - 54			Record: 5-5														
NO.	Name	Min	FG	3P	FT	Rebounds	Fouls	TP	AS	TO	ST	Blocks	BS	BA	+/		
5	Hunter Tyson	F 14:54	0-0	0-0	0-0	2 2 4	2 0	0	0	1	1	0	0	-9			
25	Aamir Simms	F 24:46	5-7	3-3	8-11	4 4 8	5 9	21	1	4	1	0	1	-3			
2	Al-Amir Dawes	G 36:22	4-17	3-14	2-2	0 4 4	1 1	13	5	6	0	0	0	-10			
13	Tevin Mack	G 26:13	1-8	1-6	0-0	0 4 4	2 0	3	0	1	0	1	1	-2			
15	John Newman III	G 34:47	1-6	0-4	4-7	0 4 4	1 8	6	3	1	4	0	0	-11			
1	Jonathan Baethre	12:41	0-1	0-0	0-0	0 4 4	0 0	0	0	0	0	0	0	-9			
10	Curran Scott	13:52	2-4	1-2	0-0	1 0 1	1 1	5	1	1	3	0	0	-1			
3	Chase Hunter	19:06	1-5	1-2	2-2	0 0 0	1 1	5	0	2	2	0	0	-8			
55	Trey Jemison	13:49	0-1	0-0	1-1	3 0 3	3 3	1	0	0	0	1	0	-12			
21	Khavon Moore	03:30	0-1	0-0	0-0	0 0 0	0 0	1	1	0	0	0	0	1			
Team						0 0 0		0									
Totals				14-50	9-32	17-23	10 22 32	17 24	64	10	22	11	2	3	-13		
Shooting By Period																	
1st FG% 7-25 26.9%																	
2nd FG% 5-15 33.3%																	
3rd FG% 7-18 38.9%																	
4th FG% 7-24 29.2%																	
5th FG% 4-17 23.5%																	
6th FG% 10-15 66.7%																	
GMFG% 14-50 28.0%																	
3PT% 9-32 28.1%																	
FT% 17-23 73.9%																	
Dear Dad Basketball: 2-0																	

Technical Fouls: NONE

	SOC	CLE	Points from Turnovers	SOC	CLE	Period by Period Scoring		
Biggest lead	15 (2 nd 1:25)	3 (1 st 19:45)	Paint	15	12	1st	2nd	TOT
Best Scoring Run	9 (2 nd 15:00)	7 (1 st 2:42)	Second Chance	7	8	SOC	28	39
Lead Changes	7	7	Fast Breaks	6	0	CLE	26	54
Times Tied	4	4	Bench	16	11			
Time with Lead	32:41	03:43						

GAME RECAPS

GAME 11

JACKSONVILLE 39
CLEMSON 68

DEC. 20, 2019
LITTLEJOHN COLISEUM • CLEMSON, S.C.

CLEMSON, S.C. – A combination of impressive shooting from 3-point range and swarming defense enabled the Clemson University men's basketball team to collect a dominant win versus the Jacksonville Dolphins on Friday. Clemson knocked down eight 3-pointers in the game and outscored Jacksonville by 20 points in the second half, with the Tigers winning 68-39 at Littlejohn Coliseum.

Clemson (6-5) shot 43.9 percent from the field and limited Jacksonville (7-7) to a shooting percentage of 25.5. The Tigers also corralled 43 rebounds, 11 more boards than the Dolphins tallied, and scored 22 points in the paint. In addition, Clemson won its 24th consecutive game in which its opponent was held to 50 points or fewer.

Aamir Simms dominated on both ends of the floor for the Tigers, scoring a game-high 18 points and tallying five rebounds. Simms was a perfect 3-for-3 on 3-point shots, and Curran Scott sank a trio of 3-balls for the Tigers, too. Scott amassed a season-best 15 points and went 7-for-9 on free throws. Tevin Mack pulled down 11 rebounds to go along with his seven points for Clemson, and Clyde Trapp made his season debut for the Tigers, attaining four points and two assists. Kevin Norman led the Dolphins with 16 points.

Six of Clemson's eight treys came in the first half, with the Tigers shooting 45.2 percent from the field over the course of the first 20 minutes of action. Simms was 4-for-5 on field goal attempts in the first half, notching 10 points in total. The Tigers scored 12 points off Jacksonville turnovers in the first half, and Clemson boasted a 37-28 lead at the intermission.

The Tigers controlled the second half from start to finish, outscoring the Dolphins 31-11 following halftime. Clemson used a 9-0 run to build a 56-37 advantage at the 8:37 mark. That 9-point swing included a scoreless drought for Jacksonville that spanned nearly seven minutes of play. Manufacturing a 21-2 run over the course of the final 11:51, Clemson accrued a dominant 29-point victory.

The 11 second half points allowed are the fewest Clemson has allowed under head coach Brad Brownell in his tenure.

GAME 12

YALE 54
CLEMSON 45

DEC. 22, 2019
LITTLEJOHN COLISEUM • CLEMSON, S.C.

CLEMSON, S.C. – Taking part in its final non-conference game of the regular season, the Clemson University men's basketball team lost to the Yale Bulldogs on Sunday. Defense was a fixture of the matchup, which saw Yale come away with a 54-45 win at Littlejohn Coliseum.

The Tigers (6-6) forced 19 turnovers and scored a combined 22 points off those turnovers. Clemson also benefited from 23 points being scored by bench players. The Bulldogs (10-3) shot 42.6 percent from the field, though, and limited the Tigers to a shooting percentage of 31.9. Yale also won the rebounding margin 35-27 and scored 28 points in the paint.

Hunter Tyson provided the Tigers with a big lift off the bench by tallying 11 points and four steals. Tyson threw down a pair of emphatic dunks, both of which came out of the fast break. Aamir Simms added 10 points for the Tigers and pulled down seven rebounds, as well. Three different Bulldogs scored in double figures, including leading scorer Paul Atkinson, who recorded a game-high 20 points.

In the first half, Clemson scored 16 of its 19 points in the paint and was credited with forcing nine Yale turnovers. However, the Bulldogs shot 43.5 percent from the floor and sported a 24-19 advantage at halftime. The Tigers came out firing to start the second half, manufacturing a 6-0 run that provided them with the lead. Later in the half, a 10-0 Clemson run resulted in the Tigers going up 38-36 at the 8:55 mark. Yale was able to shake off a scoreless drought that lasted over 4 1/2 minutes after that, and the Bulldogs pulled away from the Tigers down the stretch.

GAME STATS



Official Basketball Box Score - Final
Jacksonville at Clemson
12/21/19 Littlejohn Coliseum, Clemson
2019-20 Men's Basketball

Game Time: 2:00 AM
Game Duration: 1:50
Attendance: 5,632

Officials: Lee Cassell, Mike Eades, Jamal Spearman

Jacksonville - 39												
Record: 7-7												
NO. Name	Min	FG	3P	FT	Rebounds	Fouls	TP	AS	TO	ST	Blocks	+/-
M-A	M-A	M-A	M-A	OR DR TOT	PF	BA					BS BA	
0 Kevin Norman	22:13	6-15	3-10	1-1	1 3 4	2 1 16	2	1	1	0	1	-14
13 Bryce Workman	F 30:09	1-5	0-0	0-0	1 5 6	2 2 2	0	2	2	0	0	-27
5 Dearthony McCallum	G 31:52	3-7	2-5	2-2	0 2 2	0 1 10	1	1	1	0	0	-24
10 Aamir Simms	G 28:02	0-8	0-5	0-0	0 4 4	1 0 0	4	2	1	0	0	-18
23 Destin Barnes	G 28:53	2-5	2-4	0-0	0 1 1	2 0 6	0	1	0	0	0	-15
14 Mo Arnold	20:33	0-4	0-3	0-0	1 2 3	1 0 0	0	0	0	0	0	-15
22 Dante Wood	19:26	2-7	0-0	1-4	5 4 9	1 2 5	2	2	1	0	1	-8
11 Trey Sides	08:16	0-0	0-0	0-0	0 1 1	2 0 0	0	0	2	0	0	-14
21 Derrick Flowers	08:54	0-2	0-2	0-0	0 0 0	0 1 0	0	0	0	0	0	-7
2 Corey Romich	01:40	0-2	0-2	0-0	0 0 0	0 0 0	0	0	0	0	0	-3
Team					0 2 2	0	0	1				
Totals		14-55	7-31	4-7	8 24 32	11 7 39	9	12	5	0	2	-29

Technical Fouls: NONE

Clemson - 68												
Record: 6-5												
NO. Name	Min	FG	3P	FT	Rebounds	Fouls	TP	AS	TO	ST	Blocks	+/-
M-A	M-A	M-A	M-A	OR DR TOT	PF	BA					BS BA	
25 Aamir Simms	F 25:46	7-8	3-3	1-1	3 2 5	3 2 19	0	0	1	1	0	23
2 Al-Amir Dawes	G 28:03	1-8	1-6	0-0	0 4 4	1 0 3	4	2	0	0	0	20
10 Curran Scott	G 36:58	3-8	2-6	7-9	0 2 2	0 4 15	2	1	1	0	0	-7
13 Tevin Mack	G 31:55	3-9	1-4	0-0	1 10 11	0 2 7	1	1	0	1	0	26
15 John Newman III	G 18:02	3-7	1-3	1-2	0 2 2	2 1 6	2	1	0	0	0	16
21 Khavon Moore	15:19	2-3	0-1	0-0	3 2 5	1 0 4	1	1	2	0	0	6
55 Trey Jemison	10:38	2-2	0-0	1-1	1 3 4	0 1 5	0	1	0	0	0	6
5 Hunter Tyson	14:30	1-5	0-3	0-0	1 7 8	0 0 2	1	1	1	0	0	8
0 Clyde Trapp	12:18	2-5	0-2	0-0	0 0 0	0 1 4	2	0	0	0	0	7
32 Paul Grindle	01:40	1-1	0-0	0-0	0 0 0	0 0 0	0	0	0	0	0	-3
11 Parker Fox	01:37	0-0	0-0	0-0	0 1 1	0 0 0	0	0	0	0	0	2
20 O'Neil McBride	01:37	0-1	0-0	0-0	0 0 0	0 0 0	0	0	0	0	0	2
31 Wells Hoag	01:37	0-0	0-0	0-0	0 0 0	0 0 0	0	0	0	0	0	2
Team					0 1 1	0	0	0				
Totals		25-57	8-28	10-13	9 34 43	7 11 58	13	8	3	2	0	25

Technical Fouls: NONE

	JVL	CLE	Points from		Turnovers		Period by Period Scoring		
Biggest lead	0 (1 st 20:00)	29 (2 nd 0:16)	JVL	CLE	1st	2nd	TOT		
Best Scoring Run	5(1 st 3:37)	12(2 nd 0:16)	Paint	10 22	JVL	28	11	39	
Lead Changes	0	0	Second Chance	5 5	CLE	37	31	68	
Times Tied	0	0	Fast Breaks	2 0					
Time with Lead	00:00	39:43	Bench	5 17					

GAME STATS



Official Basketball Box Score - Final
Yale at Clemson
12/22/19 Littlejohn Coliseum, Clemson
2019-20 Men's Basketball

Game Time: 9:00 PM
Game Duration: 1:58
Attendance: 5,632

Officials: Ron Groover, Jamie Luckie, Jeffrey Anderson

Yale - 54												
Record: 10-3												
NO. Name	Min	FG	3P	FT	Rebounds	Fouls	TP	AS	TO	ST	Blocks	+/-
M-A	M-A	M-A	M-A	OR DR TOT	PF	BA					BS BA	
20 Paul Atkinson	F 37:08	8-10	1-1	3-5	1 3 4	1 5 20	4	1	0	0	0	13
23 Jordan Bruner	F 33:42	3-9	2-5	2-2	2 11 13	2 2 10	2	4	2	1	1	8
0 Jalen Gabbidon	G 22:25	3-6	0-1	0-0	1 2 3	4 1 6	1	2	3	0	0	5
2 Eric Monroe	G 35:32	1-3	0-2	1-2	0 6 6	2 3 3	1	4	2	0	0	12
5 Azar Swain	G 34:35	3-11	2-8	2-3	0 2 2	1 2 10	2	5	0	0	0	9
10 Matthew Cotton	19:00	0-3	0-2	0-0	1 1 2	0 1 0	0	1	1	0	0	0
14 Jameel Alausa	09:10	1-3	0-0	1-1	1 2 3	2 2 3	0	2	0	0	0	-3
3 August Mahoney	05:45	0-1	0-1	0-0	0 0 0	3 0 0	0	0	0	0	0	-5
35 Isaiah Kelly	02:16	0-0	0-0	0-0	0 0 0	1 0 0	0	0	0	0	0	4
1 Eze Dike	00:27	1-1	0-0	0-0	0 0 0	0 0 0	2	0	0	0	0	2
Team					1 1 2	0	0	0				
Totals		20-47	5-20	9-13	7 28 35	16 16 54	10	19	8	1	1	9

Technical Fouls: NONE

Clemson - 45												
Record: 6-6												
NO. Name	Min	FG	3P	FT	Rebounds	Fouls	TP	AS	TO	ST	Blocks	+/-
M-A	M-A	M-A	M-A	OR DR TOT	PF	BA					BS BA	
25 Aamir Simms	F 34:48	4-14	1-5	1-2	2 5 7	2 6 10	0	2	2	0	0	-11
2 Al-Amir Dawes	G 35:28	0-5	0-3	1-2	0 6 6	2 1 2	0	2	0	0	0	-9
10 Curran Scott	G 18:09	0-3	0-2	0-0	0 0 0	0 4 0	0	1	0	2	0	-7
13 Tevin Mack	G 16:27	0-3	0-2	0-0	1 1 2	1 1 0	1	0	1	0	0	-23
15 John Newman III	G 35:19	3-8	0-2	1-2	0 2 2	1 2 7	1	3	2	0	0	-16
5 Hunter Tyson	23:33	4-7	1-3	2-2	0 2 2	2 2 11	0	1	4	0	0	14
0 Clyde Trapp	20:50	2-3	1-2	2-4	0 0 1	1 2 7	1	1	1	0	0	0
21 Khavon Moore	10:15	2-3	1-1	3-4	1 1 2	0 2 8	0	0	0	0	0	5
55 Trey Jemison	05:22	0-1	0-0	0-0	1 0 1	3 0 0	0	0	0	0	0	2
Team					1 4 5	0	0	3				
Totals		15-47	4-20	11-16	6 21 27	16 16 45	4	13	11	1	1	9

Technical Fouls: NONE

YALE		CLE		Points from		Turnovers		Period by Period Scoring			
Biggest lead	12 (2 nd 0:11)	5 (1 st 0:21)	10 (2 nd 0:11)	28	20	9	6	YALE	24	30	54
Best Scoring Run	8 (1 st 5:12)	10 (2 nd 8:55)	9	6	5	7	CLE	19	26	45	
Lead Changes	8		Second Chance	9	6						
Times Tied	5		Fast Breaks	5	7						
Time with Lead	24:56	10:24	Bench	5	26						

GAME RECAPS

GAME 13

MIAMI 73
CLEMSON 68

DEC. 31, 2019
LITTLEJOHN COLISEUM • CLEMSON, S.C.

CLEMSON, S.C. – Coming up short in an overtime duel, the Clemson University men's basketball team fell to the Miami Hurricanes at Littlejohn Coliseum on Tuesday. Closing out the 2019 portion of their schedule with a heartbreaking New Year's Eve contest, the Tigers were edged out 73-68 in overtime.

In the evenly matched game, Clemson (6-7, 0-3) shot 43.5 percent from the field while Miami (9-3, 1-1) produced a 43.8 shooting percentage. The Tigers won the rebounding margin by a tally of 38-36 and scored 16 points off 12 Hurricane turnovers. Furthermore, Clemson sank six 3-pointers and racked up 40 points in the paint. The Hurricanes knocked down eight treys of their own and shot 90.0 percent from the free throw line.

Aamir Simms manned the Tigers' efforts with 21 points and eight rebounds. Simms went 8-of-14 from the floor and was one of three Tigers to reach double figures on the day. It marked Simms' fourth 20-point game of his career. Clyde Trapp contributed 13 points, going 3-of-5 on shots from beyond the arc, and corralled five boards. Curran Scott notched 10 points of 5-of-9 shooting, and John Newman III matched his career high with seven rebounds to go along with his seven points. Miami floor general Chris Lykes led the Hurricanes with a game-high 27 points.

On top of ending the second half in a deadlock, the Hurricanes and the Tigers were knotted up at the end of the first half, too, as the game stood at 26-26 during the intermission. Clemson used an 8-0 run to take a 13-4 lead at the 13:14 mark of the first half and went on to connect on four 3-balls in the first half. The Tigers took control of the contest early in the second half, manufacturing a 9-0 run en route to taking a 35-28 lead just over 3 ½ minutes into the second half.

Clemson led by as many as 10 points, but a 7-0 run by Miami cut that lead down to three points. The Hurricanes put together a 15-2 run that spanned 5:08, resulting in them going up 60-57 with 3:25 remaining. The Tigers responded, though, and a 3-point play by Clemson's Hunter Tyson placed Clemson ahead 62-60 with 1:59 on the game clock. However, Miami was able to force overtime, with the game tied 62-62, and the Hurricanes then outscored the Tigers 11-6 in the extra period. The Hurricanes closed out the game on a 7-0 run, with a 3-pointer by Dejan Vasiljevic in the final minute giving Miami the lead for good.

GAME 14

NC STATE 70
CLEMSON 81

JAN. 4, 2020
LITTLEJOHN COLISEUM • CLEMSON, S.C.

CLEMSON, S.C. – In a high-flying contest at Littlejohn Coliseum, the Clemson University men's basketball team pulled out an 81-70 victory over the NC State Wolfpack on Saturday. Five different Tigers scored in double figures for the first time on the season, and Aamir Simms led the charge for Clemson with 17 points.

Clemson (7-7, 1-3 ACC) never trailed on the afternoon, using an efficient 46.9 shooting percentage to keep NC State (10-4, 1-2 ACC) at bay throughout. The Tigers sank nine 3-pointers and was a stellar 83.9 percent from the free throw line, making a season-high 26 free throws. Clemson also won the rebounding margin 34-30 and scored 16 points off turnovers. The Wolfpack, meanwhile, shot 44.1 percent from the floor and tallied 36 points in the paint. Productive passing was a theme of Clemson's winning performance, as 18 of the Tigers' 23 field goals were assisted.

Eight of Simms' points came at the charity stripe, with the big man going 8-of-9 on free throws. Al-Amir Dawes also excelled at the free throw line, knocking down 9-of-10 free throws as part of a 16-point showing. Tevin Mack added 14 points to go along with his seven rebounds, and Curran Scott, who connected on three treys, also tallied 14 points. Additionally, Scott matched his career-high assists mark with four dimes. John Newman III provided Clemson with a spark via his 12 points. D.J. Funderburk led the Wolfpack with 14 points on 5-of-8 shooting.

In the first half, Clemson made eight 3-balls and led by as many as 14 points. After the Tigers led 16-14, Clemson manufactured a 16-4 run that resulted in the Tigers leading 32-18 at the 5:24 mark. Both teams shot the ball well from the floor in the hotly contested first half, and the Wolfpack closed out the half on a 7-0 run to pull within six points of Clemson.

After sporting a 41-35 advantage at the intermission, the Tigers went back and forth with the Wolfpack throughout most of the second half. Clemson consistently attacked the basket during the course of the final 20 minutes of play and did not relent on defense. A late 7-0 run that spanned exactly two minutes of play culminated in the Tigers going up 68-58 at the 3:35 mark. Scott knocked down a clutch corner 3-pointer in the midst of that run, and Mack later iced the game with an athletic up-and-under layup made possible by an assist from Simms. The Tigers knocked down 12-of-their-last-13 free throws to secure the 81-70 victory.

GAME STATS



Official Basketball Box Score - Final
Miami (FL) at Clemson
12/31/19 Littlejohn Coliseum, Clemson
2019-20 Men's Basketball

Game Time: 9:00 PM
Game Duration: 2:10
Attendance: 5,549

Miami (FL) - 73														
Record: 9-3 (1-1)														
NO.	Name	Min	FG	3P	FT	Rebounds	Fouls	TP	AS	TO	ST	Blocks	BA	+
21	Sam Waardenburg	F 40:01	3-8	1-5	0-0	1 5	6	0	7	2	1	1	1	0
14	Rodney Miller	G 11:57	0-0	0-0	0-0	0 2	2	1	0	0	0	0	0	-5
0	Chris Lykes	G 40:47	10-16	3-6	4-5	0 2	2	9	27	2	1	1	1	0
1	DJ Vasiljevic	G 43:18	4-11	2-5	5-5	1 6	7	3	4	15	1	1	1	0
23	Kameron McGusty	G 41:00	7-18	1-4	0-0	0 3	3	1	0	15	1	2	0	2
4	Keith Stone	26:17	3-6	0-2	0-0	6 3	9	5	1	6	2	0	1	0
5	Harland Beverly	17:08	1-5	1-3	0-0	0 3	3	2	0	3	1	5	3	0
2	Isiah Wong	04:32	0-0	0-0	0-0	0 1	1	2	0	0	0	2	0	-1
Team			0 3			0 0			0 1			0 0		
Totals			29-64 (45.3%)			10-20 (50.0%)			16-14 (73.3%)			2-2 (50.0%)		

Officials: Ted Valentine, Bill Covington Jr., Bert Smith

Technical Fouls: NONE

Dead Ball Rebounds: 0-0

Clemson - 68														
Record: 6-7 (0-3)														
NO.	Name	Min	FG	3P	FT	Rebounds	Fouls	TP	AS	TO	ST	Blocks	BA	+
25	Aamir Simms	F 41:06	8-14	1-2	4-5	4 4	8	0	8	21	4	1	2	2
0	Clyde Trapp	G 34:45	4-8	3-5	2-3	0 5	5	3	2	13	1	2	1	0
10	Curran Scott	G 41:42	5-9	0-3	0-0	1 2	3	2	10	2	2	0	0	-6
13	Tevin Mack	G 26:13	4-11	0-3	0-0	0 4	4	2	0	8	1	1	0	0
15	John Newman III	G 29:28	3-9	0-2	1-1	1 6	7	0	1	7	2	2	1	0
2	Al-Amir Dawes	32:41	2-7	2-4	0-0	0 1	1	4	0	6	4	4	1	0
5	Hunter Tyson	15:11	1-4	0-3	1-1	0 3	3	0	2	3	1	0	0	0
55	Trey Jemison	03:54	0-0	0-0	0-2	0 0	2	1	0	1	0	0	0	-7
Team			2 3			0 0			0 0			0 0		
Totals			27-62 (43.5%)			10-20 (50.0%)			16-14 (73.3%)			2-2 (50.0%)		

Technical Fouls: NONE

Dead Ball Rebounds: 1-1

		MIA	CLE
Biggest lead		5 (1 st 07:00)	10 (2 nd 12:53)
Best Scoring Run		9 (1 st 4:12)	9 (2 nd 16:26)
Lead Changes		11	
Times Tied		7	
Time with Lead		05:45	32:00

		Points from	MIA	CLE
Turnovers			8	16
Paint			28	40
Second Chance			10	11
Fast Breaks			6	4
Bench			9	9

		Period by Period Scoring
		1st 2nd OT1 TOT
MIA		26 36 11 73
CLE		26 36 6 68

GAME STATS



Official Basketball Box Score - Final
NC State at Clemson
01/04/20 Littlejohn Coliseum, Clemson
2019-20 Men's Basketball

Game Time: 8:00 PM
Game Duration: 2:08
Attendance: 6,908

NC State - 70														
Record: 10-4 (1-2)														
NO.	Name	Min	FG	3P	FT	Rebounds	Fouls	TP	AS	TO	ST	Blocks	BA	+
4	Jericle Helles	F 19:37	4-8	1-4	0-0	0 0	0	4	0	9	0	0	0	-5
15	Manny Bates	F 23:12	3-5	0-0	0-0	3 4	7	4	0	6	1	0	2	1
10	Braxton Beverly	G 33:59	2-7	1-2	4-5	1 1	2	3	9	0	0	0	0	-7
11	Markell Johnson	G 35:26	5-15	1-6	0-3	1 3	4	3	6	11	7	6	1	1
24	Devon Daniels	G 38:24	4-9	1-2	2-2	0 4	4	3	2	11	2	1	0	0
0	DJ Funderburk	24:04	5-8	0-2	4-6	3 2	5	4	4	14	0	2	1	0
31	Pat Andree	25:18	3-7	1-5	3-3	0 3	3	1	1	10	1	0	1	0
Team			0 5			0 0			0 0			0 0		
Totals			26-59 (44.1%)			13-19 (68.4%)			22-16 (70.0%)			11-9 (55.6%)		

Officials: Tony Henderson, AJ Desai, Earl Walton

Technical Fouls: NONE

Dead Ball Rebounds: 3-1

Clemson - 81														
Record: 7-7 (1-3)														
NO.	Name	Min	FG	3P	FT	Rebounds	Fouls	TP	AS	TO	ST	Blocks	BA	+
25	Aamir Simms	F 30:36	4-7	1-3	8-9	2 2	4	2	8	17	5	3	0	1
0	Clyde Trapp	G 32:45	0-4	0-3	1-2	0 5	5	1	2	1	3	3	0	0
2	Al-Amir Dawes	G 33:15	3-6	1-4	9-10	1 4	5	3	5	16	1	2	2	0
13	Tevin Mack	G 34:26	5-12	1-8	3-4	1 6	7	3	3	14	2	0	2	0
15	John Newman III	G 23:59	4-8	2-4	2-2	0 3	3	4	2	12	3	1	1	1
10	Curran Scott	30:01	4-7	3-4	3-4	0 2	2	1	2	14	4	0	1	0
5	Hunter Tyson	05:34	1-3	1-2	0-0	0 1	1	1	0	3	0	0	0	1
55	Trey Jemison	09:24	2-2	0-0	0-0	0 2	2	1	0	4	0	0	0	-3
Team			2 3			0 1			0 1			0 0		
Totals			23-49 (46.9%)			26-31 (83.9%)			16-22 (72.7%)			18-10 (64.3%)		

Technical Fouls: NONE

		NCS	CLE
Biggest lead		0 (1 st 20:00)	14 (1 st 5:24)
Best Scoring Run		9 (2 nd 18:34)	8 (1 st 5:59)
Lead Changes		0	
Times Tied		0	
Time with Lead		00:00	39:25

		Points from	NCS	CLE
Turnovers			10	16
Paint			36	26
Second Chance			8	10
Fast Breaks			0	6
Bench			24	21

GAME RECAPS

GAME 15

CLEMSON 79
NORTH CAROLINA 76

JAN. 11, 2020
DEAN E. SMITH CENTER • CHAPEL HILL, N.C.

CHAPEL HILL, N.C. – Making history at the Dean E. Smith Center, the Clemson University men's basketball team put an end to a longstanding streak on Saturday, defeating the North Carolina Tar Heels on the road for the first time in program history. Taking part in their 60th all-time meeting with North Carolina in Chapel Hill, Clemson produced a fervent comeback late in the second half and won 79-76 in overtime. As a result, Clemson Head Coach Brad Brownell picked up his 177th win as the leader of the Tigers, tying Cliff Ellis for the most all-time wins by a Clemson head coach.

Both teams let it fly from beyond the arc on the day. Clemson (8-7, 2-3) knocked down 12-of-31 3-pointers on the day, and North Carolina (8-8, 1-4) went 6-of-26 from deep. The Tigers shot 43.3 percent from the floor while the Tar Heels went 42.4 percent from the field in the evenly matched affair. Each team pulled down 39 rebounds, and Clemson shot 69.2 from the free throw line as compared to North Carolina's 70-percent shooting mark at the charity stripe. Turnovers proved to be critical down the stretch, and the Tigers notched 14 points off 11 Tar Heel turnovers.

Aamir Simms came up clutch for Clemson in the thriller, with the big man scoring a team-high 20 points to go along with his eight rebounds and six assists. Simms also showed out on defense, recording four blocks and three steals, and he sank three treys, as well. Tevin Mack, who scored 10 of his 17 points in the first half, also drained a trio of 3-balls. John Newman III connected on two 3-point shots en route to collecting a career-best 17 points, six boards and a career-best four dimes. Brandon Robinson led the Tar Heels with a career-high 27 points, and North Carolina's Armando Bacot tallied 21 points.

Clemson manufactured an epic late-game comeback to force overtime and, after never sporting a lead in regulation, outscored North Carolina 9-6 in the extra period. The Tar Heels and the Tigers both went 4-for-12 from behind the arc in the first half. Clemson's Al-Amir Dawes sank a desperation 3-pointer to beat the buzzer at the end of the first half. North Carolina led 39-29 at the intermission and continued to control the pace of the game for the majority of the second half.

However, during crunch time, Clemson applied defensive pressure and pulled off a remarkable comeback in the final two minutes of the second half. The Tigers went on a 12-2 run after falling down 68-58 at the 2:08 mark, as Clemson forced three turnovers in the last two minutes of regulation. Nine of those 12 points were scored by Simms, who made a game-tying 3-pointer with 12 seconds left. Clemson proceeded to excel in the paint in overtime, with backdoor cuts and wide-open layups leading to the Tigers collecting the historic victory. Robinson missed a potential game-tying 3-ball as the final buzzer sounded in overtime, and Clemson secured its long-awaited triumph.

GAME STATS

Official Basketball Box Score - Final													Game Time: 4:30 PM	
Clemson vs North Carolina													Game Duration: 2:04	
01/11/20 Smith Center, Chapel Hill														
Clemson - 79 • 8-7 (2-3)														
##	Player	Total FG/FGA	3-PT FG/FGA	FT-FTA	Rebounds Off Def Tot	PF	TP	A	TO	Blk	Stl	Min		
25	Aamir Simms	F 7-13	3-6	3-4	2 6 8	2	20	6	3	4	3	41:59		
0	Clyde Trapp	G 2-12	0-4	0-2	0 6 6	3	4	3	0	0	0	27:59		
2	Al-Amir Dawes	G 3-8	2-4	0-0	1 3 4	1	8	2	2	0	0	30:30		
13	Tevin Mack	G 7-15	3-9	0-0	1 3 4	5	17	0	1	0	1	31:17		
15	John Newman III	G 7-12	2-3	1-1	0 6 6	2	17	4	2	2	2	42:56		
10	Curran Scott	1-5	1-4	5-6	2 1 3	1	8	1	1	0	1	31:31		
5	Hunter Tyson	2-2	1-1	0-0	1 2 3	1	5	0	1	0	0	13:43		
55	Trey Jemison	0-0	0-0	0-0	0 1 1	1	0	0	0	0	0	03:01		
21	Khavon Moore	0-0	0-0	0-0	0 1 1	1	0	0	1	0	0	02:04		
Team					2 1 3									
Totals		29-67	12-31	9-13	9 30 39	17	79	16	11	4	7	225:00		
FG %		1st: 10-29 34.5%	2nd: 15-32 46.9%	OT: 4-6 66.7%	Game: 29-67 43.3%					DeadBall Rebounds 2.2				
3PT %		1st: 4-12 33.3%	2nd: 8-18 44.4%	OT: 0-1 0.0%	Game: 12-31 38.7%									
FT %		1st: 5-5 100.0%	2nd: 3-6 50.0%	OT: 1-2 50.0%	Game: 9-13 69.2%									
North Carolina - 76 • 8-8 (1-4)														
##	Player	Total FG/FGA	3-PT FG/FGA	FT-FTA	Rebounds Off Def Tot	PF	TP	A	TO	Blk	Stl	Min		
5	Armando Bacot	F 7-10	0-0	7-10	2 3 5	2	21	1	1	2	1	36:30		
15	Garrison Brooks	F 6-15	0-1	1-3	4 7 11	3	13	1	1	0	1	37:19		
1	Leaky Black	G 2-8	1-4	0-1	1 5 6	2	5	5	3	1	0	41:01		
3	Andrew Platek	G 4-10	0-5	0-0	1 7 8	2	8	6	1	0	2	38:22		
4	Brandon Robinson	G 9-17	5-13	4-4	1 3 4	4	27	4	3	0	4	41:20		
32	Justin Pierce	0-3	0-2	0-0	0 2 2	0	0	0	1	1	0	16:11		
30	K.J. Smith	0-1	0-0	0-0	0 0 0	0	0	0	0	0	0	03:59		
55	Christian Keeling	0-2	0-1	2-2	0 2 2	1	2	0	0	0	0	10:18		
Team					0 1 1									
Totals		28-66	6-26	14-20	9 30 39	14	76	18	10	3	8	225:00		
FG %		1st: 14-32 43.8%	2nd: 11-24 45.8%	OT: 3-10 30.0%	Game: 28-66 42.4%					DeadBall Rebounds 3.1				
3PT %		1st: 4-12 33.3%	2nd: 2-10 20.0%	OT: 0-4 0.0%	Game: 6-26 23.1%									
FT %		1st: 7-10 70.0%	2nd: 7-9 77.8%	OT: 0-1 0.0%	Game: 14-20 70.0%									
Officials: Bill Covington, Bert Smith, Jeff Pon														
Technical Fouls: Clemson - NONE; North Carolina - NONE														
Attendance: 21,077														
Score by periods					1st 2nd OT Total									
Clemson					29	41	9	79						
North Carolina					39	31	6	76						
Last FG - CLE OT1:0-18 UNC OT1: 0-36														
Largest lead - CLE by 4 OT1 - 350, UNC by 13														
1st - 0-30														
CLE led for 4:23, UNC led for 39:23. Game was tied for 01:14														

GAME 16

No. 3/3 DUKE 72
CLEMSON 79

JAN. 14, 2020
LITTLEJOHN COLISEUM • CLEMSON, S.C.

CLEMSON, S.C. – Fresh off a noteworthy win over the North Carolina Tar Heels, the Clemson University men's basketball team took down another Tobacco Road blue blood on Tuesday, as the Tigers upset No. 3 Duke. Clemson downed the Blue Devils 79-72 at Littlejohn Coliseum, leading to a court storming and marking the first time since the 1995-96 campaign that the Tigers defeated Duke and North Carolina in the same season. As a result of the victory, Clemson Head Coach Brad Brownell notched his 178th victory at the helm of the Tiger program, making him the all-time winningest head coach in Clemson men's basketball history.

Clemson (9-7, 3-3) controlled the pace of the game throughout, shooting 56.6 percent from the floor and forcing 15 turnovers. The Tigers outrebounded the Blue Devils (15-2, 5-1) 35-27 and also scored 38 points in the paint as compared to Duke's 34 points in the paint. Both teams knocked down eight 3-pointers and shot 50 percent from the free throw line, but Clemson was able to stave off Duke via its efficient shooting from the field.

Scoring a career-high 25 points on 10-of-15 shooting, Aamir Simms led Clemson by way of his 10-of-15 shooting performance. Simms connected on two 3-point shots and pulled down nine rebounds to go along with his five assists. Tevin Mack matched his season high with 22 points on 10-of-14 shooting. Mack sank a pair of 3-balls and corralled nine rebounds, as well. In addition to solid spot-up shooting, Mack consistently got to the basket for pivotal layups. John Newman III tabbed 14 points on 5-of-7 shooting. Newman excelled on defense, too, recording four steals and two blocks, both of which are career-best marks. Vernon Carey Jr. paced Duke with 20 points on 8-of-14 shooting.

In the first half, Clemson fell down 4-0 but raced to a 40-33 lead at halftime. The Tigers shot the ball at a percentage of 57.7 over the course of the first 20 minutes of action and forced nine turnovers on the defensive end. Clemson led by as many as nine points in the first half, which was highlighted by Newman throwing down a thunderous, posterizing dunk at the 8:18 mark. That emphatic slam was part of a 6-0 run that Newman singlehandedly put together, as he made a 3-pointer the next time down the floor.

Duke cut into Clemson's lead at the start of the second half, but the Tigers regained the momentum with a 7-0 run that culminated in Clemson going up 49-40 at the 16:46 mark. The Blue Devils were able to erase that deficit and eventually led by three points in the second half. After Duke garnered a 62-59 advantage with 6:36 remaining, the Tigers outscored the Blue Devils 20-10 the rest of the way. Newman effectively iced the game when he put Clemson up by eight points via a corner trey just under the 2-minute mark, and the Tigers held the Blue Devils at bay in the game's final moments.

Once the final buzzer sounded in Clemson's 79-72 triumph, the exuberant Clemson students celebrated by storming the court. The Tigers defeated the Tar Heels and the Blue Devils in back-to-back games for the first time since the 1989-90 season, and Clemson will look to build off that impressive stretch moving forward. Also of note, the No. 3 Blue Devils are the highest-ranked team to be beaten by a Brownell-coached Clemson squad.

GAME STATS

Official Basketball Box Score - Final Duke at Clemson 01/15/20 Littlejohn Coliseum, Clemson 2019-20 Men's Basketball												Game Time: 12:00 AM Game Duration: 2:11 Attendance: 8,464	
Duke - 72													
NO.	Name	Min	FG	3P	FT	Rebounds	Fouls	TP	AS	TO	ST	Blocks	Shooting By Period
21	Matthew Hurt	F 15:28	1-1	0-0	0-0	0 4 4	1 0	2	1	2	0	1	1st FG% 12-26 46.2%
0	Vernon Carey	C 30:34	8-14	0-1	4-9	4 3 7	4 7	20	2	3	2	1	3PT% 3-8 37.5%
2	Cassius Stanley	G 29:01	5-8	2-4	2-2	4 2 6	14 1	3	0	0	1	1	FT% 6-9 66.7%
3	Tre Jones	G 36:08	6-15	2-7	3-5	0 5 5	3 4	17	4	3	1	0	2nd FG% 15-28 53.6%
14	Jordan Goldwire	G 35:02	2-6	2-3	0-0	2 2 2	1 6	4	1	4	0	0	3PT% 5-12 41.7%
12	Javin DeLaunier	13:51	0-0	0-0	0-0	1 1 2	0 0	0	0	0	1	0	FT% 4-11 36.4%
41	Jack White	27:30	3-4	2-3	1-2	0 5 5	4 1	9	0	1	2	0	GM FG% 27-54 50.0%
15	Alex O'Connell	12:26	2-6	0-2	0-0	0 1 1	0 1	4	1	2	0	0	3PT% 8-20 40.0%
Team						0 0 0							FT% 10-20 50.0%
Totals		27:54	8-20	10-20	4 23 27	20 16	72	13	15	10	2	4	Dead Ball Rebounds: 5.0
Technical Fouls: NONE													
Clemson - 79													
NO.	Name	Min	FG	3P	FT	Rebounds	Fouls	TP	AS	TO	ST	Blocks	Shooting By Period
25	Aamir Simms	F 36:17	10-15	2-3	3-6	1 8 9	2 4	25	5	3	0	0	1st FG% 15-26 57.7%
0	Clyde Trapp	G 29:19	1-2	0-1	1-2	0 3 3	3 4	3	3	1	0	0	3PT% 5-9 55.6%
2	Al-Amir Dawes	G 22:44	1-7	0-3	1-2	0 3 3	2 2	3	2	3	1	0	FT% 5-9 55.6%
13	Tevin Mack	G 30:43	10-14	2-4	0-2	2 7 9	0 3	22	0	1	1	2	2nd FG% 15-27 55.6%
15	John Newman III	G 32:38	5-7	2-4	2-4	1 2 3	2 4	14	2	2	2	0	3PT% 3-10 30.0%
10	Curran Scott	27:33	1-4	0-1	3-4	1 0 1	3 2	5	5	3	2	0	FT% 6-13 46.2%
5	Hunter Tyson	11:30	2-3	2-3	1-2	0 0 0	1 1	7	0	0	0	0	GM FG% 30-53 56.6%
21	Khavon Moore	05:33	0-0	0-0	1 1 2	0 0	0 0	1	0	0	0	0	3PT% 8-19 42.1%
55	Trey Jemison	03:43	0-1	0-0	0-0	1 1 3	0 0	0	0	0	0	0	FT% 11-22 50.0%
Team						1 3 4							Dead Ball Rebounds: 4.0
Totals		30:53	8-19	11-22	7 28 35	16 20	79	18	16	9	4	2	
Technical Fouls: NONE													
		DUK		CLE		Points from		Turnovers		Period by Period Scoring			
Biggest lead		4 (1st 18:37)		9 (1st 2:06)		17		10		1st 2nd TOT			
Best Scoring Run		7 (2nd 9:55)		7 (2nd 16:46)		34		38		DUK 33 39 72			
Lead Changes		9		8		7		7					
Times Tied		5		7		0		0					
Time with Lead		06:59		28:25		13		12					

GAME RECAPS

GAME 17

CLEMSON 54
NC STATE 60

JAN. 18, 2020
PNC ARENA • RALEIGH, N.C.

RALEIGH, N.C. — In a game of runs, the Clemson University men's basketball team fell to NC State on Saturday. The Tigers entered the contest having won three games in a row over Triangle blue bloods, including a home victory over the Wolfpack earlier in the month, but that streak ended by way of a 60-54 loss at PNC Arena.

Clemson (9-8, 3-4) previously defeated NC State (13-5, 4-3) 81-70 at Littlejohn Coliseum on Saturday, Jan. 4., and the Tigers put together a valiant comeback effort late in Saturday's loss. Clemson limited NC State to just 39.2 percent from the floor while Clemson produced a 37.7-percent shooting performance. The Tigers were 5-of-20 on 3-point attempts and 9-of-23 on free throw attempts. The Wolfpack, meanwhile, went 6-for-25 on 3-pointers and 14-for-21 at the charity stripe. NC State used a few sizable runs and 17 points off turnovers to come out on top, though. Clemson recorded seven steals on the afternoon and tallied 15 points off the bench.

Continuing with the theme of his recent performances, Aamir Simms led the way for the Tigers. The big man led all scorers with 18 points to go along with his 11 rebounds as part of Simms' third career double-double. Simms also knocked down a pair of 3-balls. Tevin Mack chipped in 12 points for the Tigers and corralled six boards, as well.

After falling down 5-0 early on, Clemson surged to an 11-5 lead, with 10 of those 11 points being scored by Simms, who tabbed 12 points in the first half. That eventually stretched into a 15-3 run for the Tigers, but NC State responded with an 11-1 run of its own that culminated in the Wolfpack leading 19-16 with eight minutes remaining in the half. NC State shot 50 percent from the field in the first half and led 36-24 at the intermission.

Following halftime, John Newman III sparked Clemson with a couple of jump shots, including a 3-ball, to cut the Tigers' deficit to seven points. An 11-0 NC State run ensued, though, resulting in the Wolfpack building up an 18-point advantage, which was the largest lead of the game by either team. True to form, the Tigers did not give in, and a 12-2 run pulled Clemson to within eight points of NC State with under seven minutes to play. Eventually, a pivotal 3-pointer by NC State's Braxton Beverly placed the Wolfpack ahead by nine points with 47 seconds left, and Clemson ended up falling 60-54.

GAME 18

WAKE FOREST 68
CLEMSON 71

JAN. 21, 2020
LITTLEJOHN COLISEUM • CLEMSON, S.C.

CLEMSON, S.C. — Led by a career performance by Hunter Tyson, the Clemson University men's basketball team proved to be the "Cardiac Cats" on Tuesday, as the Tigers prevailed in a thriller with Wake Forest. Clemson trailed by as many as 10 points in the first half but outscored the Demon Deacons 40-31 in the second half and came away with a hard-fought 71-68 win at Littlejohn Coliseum.

Clemson (10-8, 4-4) was efficient in the shooting department on the night, registering a shooting percentage of 50. Wake Forest (9-9, 2-6) was not too far behind with a 43.9-percent shooting mark. The Demon Deacons also outrebounded the Tigers 38-32, but they were outscored 30-16 in the paint by Clemson. Furthermore, the Tigers knocked down eight 3-pointers and tabbed 12 points off turnovers.

Tyson dropped a career-high 21 points to go along with his five boards and was 9-of-13 from the floor, including a 2-for-5 mark from 3-point land. The sophomore was Clemson's X-factor on the evening, coming up with clutch shots and pivotal rebounds on top of serving as the Tigers' leading scorer. Aamir Simms chipped in seven points and six rebounds for the Tigers, as he surpassed 400 career rebounds. John Newman III, who reached the 250-point mark for his Clemson career, tallied nine points and seven rebounds. In addition, Clyde Trapp recorded nine points and a career-high eight rebounds. Andrien White led Wake Forest with 22 points.

On the first possession of the game, Trapp knocked down a corner 3-ball. The auspicious start for the Tigers eventually gave way to a 9-0 Wake Forest run that resulted in the Demon Deacons taking a 27-17 lead with 7:38 remaining in the first half, matching the largest lead of the game by either team. Tyson sparked a Clemson surge late in the first half with a thunderous breakaway dunk at the 1:34 mark. Wake Forest led 37-31 at the intermission after shooting 50 percent from the floor through 20 minutes of action.

A 7-0 run by the Tigers pulled Clemson to within one point of the Demon Deacons. Soon afterward, Clemson's Tevin Mack banked in a trey to tie the game up at 49 points apiece. The Tigers' first lead of the second half came via a layup from Tyson after he hauled in an offensive board. Curran Scott netted a pivotal 3-pointer to punctuate a 9-0 Clemson run, which culminated in Clemson garnering a 60-56 advantage with 4:35 left. Wake Forest was held scoreless for a span of 2:46 at one point down the stretch. Ultimately, the Tigers were able to stave off the Demon Deacons and win the nail-biter 71-68, extending Clemson's winning streak versus Wake Forest to seven games.

With the triumph over the Demon Deacons in the book, Clemson has now downed all four ACC teams hailing from the state of North Carolina (Duke, NC State, North Carolina and Wake Forest) this season for the first time since the 1995-96 slate.

GAME STATS



Official Basketball Box Score - Final
Clemson at NC State
01/18/20 PNC Arena, Raleigh
2019-20 Men's Basketball

Game Time: 7:00 PM
Wake Forest at Clemson
01/22/20 Littlejohn Coliseum, Clemson
2019-20 Men's Basketball

Clemson - 54												
Record: 9-8 (3-4)												
NO.	Name	Min	FG	3P	FT	Rebounds	Fouls	TP	AS	TO	ST	Blocks
			M.A.	M.A.	M.A.	OR DR TOT	PF					B.B.
25	Aamir Simms	F 33:29	7-15	2-5	2-3	2 9 11	4	7	18	1	0	1
0	Clyde Trapp	G 22:07	1-8	0-2	0-2	1 3 4	2	2	1	2	1	0
2	Al-Amir Dawes	G 25:57	0-4	0-2	0-0	0 2 2	0	1	0	2	1	1
13	Tevin Mack	G 28:29	5-13	0-7	2-4	3 6 3	6	3	12	1	2	0
15	John Newman III	G 31:23	3-5	1-1	0-2	0 3 3	1	2	7	3	3	1
0	Curran Scott	22:29	2-5	1-1	1-2	1 2 3	4	1	6	4	0	0
55	Trey Jemison	06:49	1-1	0-0	1-3	0 0 0	2	3	3	0	1	0
5	Hunter Tyson	11:13	1-1	1-1	3-6	0 3 3	1	3	6	0	2	1
21	Khavon Moore	07:34	0-0	0-0	0-1	0 1 1	1	1	0	0	2	0
3	Chase Hunter	10:30	0-1	0-1	0-0	0 0 0	1	0	0	1	0	0
Team						2 2 4	4	0	0	0	0	0
Totals			20-53	5-20	9-23	9 28 37	19	23	54	12	7	3

Technical Fouls: NONE

NC State - 60												
Record: 13-5 (4-3)												
NO.	Name	Min	FG	3P	FT	Rebounds	Fouls	TP	AS	TO	ST	Blocks
			M.A.	M.A.	M.A.	OR DR TOT	PF					B.B.
0	DJ Funderburk	F 36:24	5-6	0-1	3-5	2 9 11	4	6	13	1	3	0
15	Manny Bates	F 05:55	1-1	0-0	0-0	0 0 0	1	0	2	0	0	0
11	Markell Johnson	G 33:36	4-12	1-6	4-5	1 2 3	4	3	13	5	2	1
13	C.J. Bryce	G 40:00	4-8	2-4	1-2	1 8 9	4	3	11	2	4	1
24	Devon Daniels	G 35:09	4-12	1-5	4-6	1 6 7	1	6	13	4	1	2
4	Jericole Hellems	18:39	1-4	1-3	0-0	0 5 5	4	0	3	0	2	0
10	Braxton Beverly	07:31	1-3	1-3	0-0	1 1 1	3	0	3	0	0	0
21	Danny Dixon	06:09	0-0	0-0	0-0	0 0 0	0	0	0	0	0	0
31	Pat Andree	16:37	0-5	0-3	2-3	1 2 3	2	1	2	0	0	0
Team						1 0 1	0	1	0	1	0	0
Totals			20-51	8-25	14-21	7 33 40	23	19	60	12	13	4

Technical Fouls: NONE

		CU	ST
Biggest lead	7 (1 st 12:17)	18 (2 nd 15:16)	
Best Scoring Run	11 (1 st 13:31)	11 (2 nd 15:16)	
Lead Changes	2	6	
Times Tied	1		
Time with Lead	06:02	32:02	

		CU	ST
Points from Turnovers	11	17	
Point Second Chance	10	6	
Fast Breaks	5	5	
Bench	15	8	

Period by Period Scoring

	1st	2nd	TOT
CU	24	30	54
ST	36	24	60

GAME STATS



Official Basketball Box Score - Final
Wake Forest at Clemson
01/22/20 Littlejohn Coliseum, Clemson
2019-20 Men's Basketball

Game Time: 1:00 AM
Wake Forest at Clemson
01/22/20 Littlejohn Coliseum, Clemson
2019-20 Men's Basketball

Wake Forest - 68												
Record: 9-9 (2-6)												
NO.	Name	Min	FG	3P	FT	Rebounds	Fouls	TP	AS	TO	ST	Blocks
			M.A.	M.A.	M.A.	OR DR TOT	PF					B.B.
33	Ody Oguama	F 20:17	1-2	0-0	0-0	3 4 7	2	4	2	0	0	1
30	Olivier Sarr	G 27:31	7-11	0-2	2-4	2 10 12	4	2	16	0	1	0
0	Brandon Childress	G 38:11	4-11	2-7	4-5	0 2 2	5	3	14	6	3	1
11	Torry Johnson	G 34:32	2-8	0-5	0-0	0 2 2	2	2	4	0	0	0
13	Andrien White	G 31:55	7-15	3-9	5-5	0 6 6	2	3	22	0	2	2
4	Jahcobi Neath	14:52	2-2	0-0	0-0	0 2 2	1	4	0	1	0	0
25	Ismail Massoud	20:47	1-6	1-5	0-0	0 2 2	0	3	0	1	1	0
1	Isiah Muckus	11:25	1-2	1-2	0-1	0 1 1	1	2	3	0	1	0
2	Sharone Wright, Jr.	00:30	0-0	0-0	0-0	0 0 0	0	0	0	0	0	0
Team						3 1 4	0	0	2	0	0	0
Totals			25-57	7-30	11-15	8 30 38	18	17	68	6	9	1

Technical Fouls: NONE

Clemson - 71												
Record: 10-8 (4-4)												
NO.	Name	Min	FG	3P	FT	Rebounds	Fouls	TP	AS	TO	ST	Blocks
			M.A.	M.A.	M.A.	OR DR TOT	PF					B.B.
5	Hunter Tyson	F 24:05	9-13	2-5	1-2	2 3 5	2	2	21	0	0	1
25	Aamir Simms	F 28:55	2-6	1-3	2-2	2 4 6	3	4	7	1	1	1
0	Clyde Trapp	F 27:53	3-6	1-3	2-7	0 8 8	2	6	9	4	1	1
10	Curran Scott	G 27:13	3-8	1-3	2-2	0 0 0	1	3	9	1	2	1
15	John Newman III	G 32:43	4-7	1-2	0-3	0 7 7	2	2	9	3	0	1
2	Al-Amir Dawes	13:38	2-5	1-3	0-0	0 1 1	1	0	5	3	1	0
13	Tevin Mack	19:37	3-6	1-4	0-2	0 2 2	1	1	7	1	1	0
55	Trey Jemison	07:58	1-1	0-0	0-0	1 0 1	0	0	2	0	0	0
3	Chase Hunter	11:16	0-2	0-2	0-0	0 0 0	2	0	1	0	0	0
21	Khavon Moore	06:42	1-2	0-0	0-0	1 0 1	3	0	2	1	0	0
Team						0 7 1	0	0	0	1	0	0
Totals			28-56	8-25	7-18	8 26 32	17	18	71	15	7	5

Technical Fouls: NONE

		WFO	CLE
Biggest lead	10 (1 st 7:38)	6 (2 nd 0:43)	
Best Scoring Run	9 (1 st 7:38)	9 (2 nd 4:35)	
Lead Changes	6	5	
Times Tied	8	0	
Time with Lead	26:45	09:27	

		WFO	CLE
Points from Turnovers	4	12	
Point Second Chance	16	30	
Fast Breaks	7	6	
Bench	10	16	

Period by Period Scoring

	1st	2nd	TOT
WFO	37	31	68
CLE	31	40	71

GAME RECAPS

GAME 19

CLEMSON 62

No. 6/5 LOUISVILLE 82

JAN. 25, 2020
KFC Yum! CENTER • LOUISVILLE, Ky.

LOUISVILLE, Ky. — Clemson University men's basketball team fell to the No. 6/5 Louisville on Saturday, 80-62.

Louisville (17-3, 8-1) shot the ball well on the day, garnering a 48.1-percent shooting mark from the floor. Clemson (10-9, 4-5) was 34.4 percent on field goal attempts and knocked down 11 3-pointers. The Cardinals benefited from an 18-of-22 performance at the free throw line. Louisville also outrebounded Clemson 41-29 and connected on 12 3-balls. The Tigers forced 12 turnovers and racked up 28 points off the bench.

Playing for the first time since an ankle injury sidelined him in November, Alex Hemenway was an X-factor off the bench for the Tigers. The freshman scored a season-high eight points, all of which came in the second half. Chase Hunter, another Clemson freshman, netted a pair of 3-point shots in his 8-point outing. Clyde Trapp was the leading scorer for the Tigers with 11 points to go along with his three assists, and Clemson's Tevin Mack, who scored six points, corralled a team-high eight rebounds. Darius Perry manned the charge for Louisville with a game-high 19 points on 7-of-12 shooting.

The contest was competitive early on, as a 3-pointer by Clemson's John Newman III at the 13:51 mark of the first half made the score 11-9 in favor of Louisville. However, the Cardinals proceeded to outscore the Tigers 20-0 over the course of the next 5:43 of play. Louisville capped off that barrage by taking a 31-9 lead with 8:22 on the game clock.

Late in the first half, Hunter knocked down his aforementioned treys on back-to-back Clemson possessions, cutting the Tigers' deficit to 16 points. The Cardinals, who shot 65.5 percent from the floor in the opening 20 minutes of action, led 47-26 at halftime, though, and maintained their advantage throughout the second half. The Tigers trailed by as many as 26 points in the second half but did not give in, as Hemenway sparked a turnaround that saw Clemson pull to within 13 points down the stretch. Ultimately, Louisville was able to hold off Clemson

GAME 20

SYRACUSE 70

CLEMSON 71

JAN. 28, 2020
LITTLEJOHN COLISEUM • CLEMSON, S.C.

CLEMSON, S.C. — Winning its fourth-straight home game in dramatic fashion, the Clemson University men's basketball team pulled out a thrilling 1-point victory over Syracuse on Tuesday. The Tigers won 71-70 versus the Orange at Littlejohn Coliseum, and a layup by Clyde Trapp with two seconds remaining served as the winning basket.

Clemson (11-9, 5-5) was quite efficient from the floor on the night, shooting 48.1 percent from the floor. Syracuse (13-8, 6-4) shot the ball at a percentage of 42.1 percent. The Tigers knocked down nine 3-pointers and went 10-for-12 at the free throw line. They also outrebounded the Orange 36-26. Syracuse scored 15 points off 16 turnovers, but Clemson made up for that with 32 points in the paint.

The Tigers' efforts were manned by Tevin Mack and Clyde Trapp, who put together arguably the best performances of their respective Clemson careers. Mack was a force to be reckoned with on the night, knocking down shot after shot from the elbow and extending possessions with pivotal offensive rebounds. The veteran scored a career-high 32 points via a career-best 12 field goals. Additionally, Mack was 7-of-8 at the charity stripe and pulled down 10 rebounds for his first double-double in a Tiger uniform. He became the first Clemson player to score at least 32 points since Jaron Blossomgame dropped 32 in 2016. Furthermore, Mack's 32 points were the most scored by a Clemson player in a conference tilt at home since Ed Scott scored 36 at Littlejohn in 2002. As for Trapp, on top of his late-game heroics, he set new career-best marks for himself in points (17), rebounds (9), assists (6) and field goals (6) in his 35 minutes of action.

Trapp came out firing, knocking down back-to-back 3-balls Clemson's first two times down the floor. The Tigers went on to lead by as many as nine points in the first half, as Clemson was up 15-6 on Syracuse at the 13:47 mark of the first half. Syracuse eventually led 25-20, thanks to a 9-0 run, and both teams traded treys on four consecutive possessions late in the first. The Orange sported a 35-33 lead at halftime, and Syracuse was hot out of the intermission, stringing together a 10-2 run en route to going up 45-35. Buddy Boeheim and Elijah Hughes led Syracuse with 22 points apiece.

Mack took over the game at that point, single-handedly manufacturing an 8-0 run that pulled the Tigers to within one of the Orange at 50-49. That was part of a larger 12-2 run that provided Clemson with its first lead of the second half. Down the stretch, Syracuse led 70-67 as a result of a 3-point shot with 1:34 remaining. Aamir Simms proceeded to connect on a jumper that decreased Clemson's deficit to one point, and a crucial defensive rebound by Khavon Moore with seven seconds on the game clock set up the frenetic winning play. After receiving a feed from Moore on the baseline, Trapp drove in for a contested layup that went Clemson's way and sent shock waves through the arena. The Orange were held in check in the final seconds, and the Tigers came away with a 71-70 win that snapped Syracuse's 5-game winning streak.

GAME STATS



Official Basketball Box Score - Final
Clemson at Louisville
01/25/20 KFC Yum! Center, Louisville
2019-20 Men's Basketball

Game Time: 7:00 PM
Game Duration: 1:54
Attendance: 17,554

Officials: Mike Eades, Mike Roberts, Tim Morrissey

Clemson - 62												
Record: 10-9 (4-5)												
NO. Name	Min	FG	3P	FT	Rebounds	Fouls	TP	AS	ST	Blocks	BS	+/-
25 Aamir Simms	34:36	1-7	0-2	2-2	4	2	6	4	5	1	0	-11
9 Clyde Trapp	18:39	3-7	2-5	3-4	0	1	1	4	11	3	1	-16
10 Curran Scott	17:56	2-6	1-5	1-2	0	1	1	0	6	0	0	-15
13 Tevin Mack	28:39	3-13	0-6	0-0	1	7	8	3	0	6	0	-18
15 John Newman III	36:44	2-8	1-5	2-2	0	5	3	3	7	1	2	-9
2 Al-Amir Dawes	21:21	3-6	2-5	0-0	1	2	3	1	0	8	2	-2
5 Hunter Tyson	13:25	1-2	1-2	1-2	2	2	4	1	1	4	0	-7
55 Trey Jemison	04:21	0-2	0-1	0-0	1	0	1	2	0	0	1	-5
3 Chase Hunter	10:33	3-5	2-4	0-0	0	0	0	3	1	8	0	-4
21 Khavon Moore	02:15	0-1	0-0	0-0	0	0	0	0	0	0	0	-4
12 Alex Hemenway	11:31	3-4	2-3	0-0	0	0	0	1	0	8	1	0
Team					0	0	0					
Totals	21:61	11-38	9-12	9	20	29	19	15	62	11	9	-18

Technical Fouls: NONE

Louisville - 80												
Record: 17-3 (8-1)												
NO. Name	Min	FG	3P	FT	Rebounds	Fouls	TP	AS	ST	Blocks	BS	+/-
24 Dwayne Sutton	35:52	2-6	1-4	3-5	2	9	11	2	5	8	3	0
33 Jordan Nwora	23:43	3-5	1-2	3-4	0	5	5	4	3	10	2	3
23 Steven Enoch	20:00	3-9	1-1	4-4	3	4	7	3	2	11	1	0
0 Lamar Kintile	16:20	0-3	0-2	0-0	0	1	1	1	0	0	0	0
2 Darius Perry	26:34	7-12	5-6	0-0	0	5	5	2	1	19	1	0
13 David Johnson	23:40	3-5	0-0	2-2	2	3	5	1	1	8	6	1
5 Malik Williams	13:29	2-4	0-1	1-2	2	4	6	1	2	5	0	0
10 Samuel Williamson	25:06	5-6	1-1	3-3	1	0	1	1	2	14	1	3
30 Ryan McMahon	12:31	1-4	0-0	0-0	0	0	0	0	2	3	1	0
11 Quinn Stazinski	00:55	0-0	0-0	0-0	0	0	0	0	0	0	0	0
20 Josh Nickelberry	00:55	0-0	0-0	0-0	0	0	0	0	0	0	0	0
22 Aidan Ighehon	00:55	0-0	0-0	2-2	0	0	0	0	1	2	0	0
Team					0	0	0					
Totals	26:54	10-21	18-22	10	31	41	15	19	80	16	12	5

Technical Fouls: NONE

CLEM		LOU		Points from		CLEM		LOU	
Biggest lead	0 (1 st 20:00)	26 (2 nd 16:10)		Turnovers	11	10		1st	2nd
Best Scoring Run	9 (2 nd 3:21)	20 (1 st 8:22)		Paint	12	28		CLEM	26
Lead Changes	0			Second Chance	7	14		LOU	47
Times Tied	0			Fast Breaks	0	8			
Time with Lead	00:00	39:02		Bench	28	32			

GAME STATS



Official Basketball Box Score - Final
Syracuse at Clemson
01/28/20 Littlejohn Coliseum, Clemson
2019-20 Men's Basketball

Game Time: 12:00 AM
Game Duration: 2:09
Attendance: 6,402

Officials: Roger Ayers, Jame Luckie, Paul Solo

Syracuse - 70												
Record: 13-8 (6-4)												
NO. Name	Min	FG	3P	FT	Rebounds	Fouls	TP	AS	ST	Blocks	BS	+/-
21 Marek Dolezal	26:27	2-4	0-0	4-4	2	1	3	5	4	8	1	0
33 Elijah Hughes	40:00	6-14	2-8	8-9	0	4	4	1	5	22	2	3
34 Bourama Sidibe	20:43	1-1	0-0	0-0	1	3	4	5	1	2	0	0
11 Joseph Girard III	33:42	4-11	2-7	0-0	0	3	3	1	0	10	1	0
3 Buddy Boeheim	40:00	9-21	4-9	0-0	0	1	1	1	0	22	0	1
1 Quincy Guerrier	26:52	2-5	0-2	2-2	3	2	5	1	3	6	0	1
10 Howard Washington	06:19	0-1	0-1	0-0	0	1	1	0	0	0	0	0
14 Jesse Edwards	05:57	0-0	0-0	0-0	0	1	1	2	0	0	1	0
Team					2	2	4					
Totals	24:57	8-27	14-15	8	18	26	16	13	70	4	8	10

Technical Fouls: NONE

Clemson - 71												
Record: 11-9 (5-5)												
NO. Name	Min	FG	3P	FT	Rebounds	Fouls	TP	AS	ST	Blocks	BS	+/-
25 Aamir Simms	26:33	1-4	0-0	0-1	3	4	7	3	3	5	1	1
0 Clyde Trapp	34:57	6-9	4-7	1-1	0	9	9	2	1	17	8	2
10 Curran Scott	19:21	1-5	1-3	0-0	0	1	1	0	0	3	1	2
13 Tevin Mack	31:10	12-17	1-4	7-8	6	4	10	2	8	32	1	5
15 John Newman III	40:00	3-10	1-7	2-2	2	1	3	2	1	9	2	0
2 Al-Amir Dawes	21:22	2-5	2-5	0-0	0	1	1	1	1	6	2	0
5 Hunter Tyson	08:50	0-1	0-1	0-0	0	1	1	2	0	0	0	0
12 Alex Hemenway	04:13	0-1	0-1	0-0	0	0	0	0	0	0	0	0
21 Khavon Moore	06:20	1-1	0-0	0-0	0	1	1	1	0	2	1	0
55 Trey Jemison	05:14	0-1	0-0	0-0	0	1	1	0	0	0	0	0
Team					0	2	2					
Totals	26:54	9-28	10-12	11	25	36	13	16	71	17	16	5

Technical Fouls: NONE

SYR		CLE		Points from		SYR		CLE	
Biggest lead	10 (2 nd 16:26)	9 (1 st 13:47)		Turnovers	15	11		1st	2nd
Best Scoring Run	9 (1 st 5:21)	9 (2 nd 11:16)		Paint	30	32		SYR	35
Lead Changes	10			Second Chance	11	8		CLE	33
Times Tied	5			Fast Breaks	4	0			
Time with Lead	19:34	16:09		Bench	6	8			

SEASON STATISTICS



2019-20 Clemson Men's Basketball Combined Team Statistics

Page 1/2
as of Jan 29, 2020

Game Records

Record	Overall	Home	Away	Neutral
ALL GAMES	11-9	9-4	1-4	1-1
CONFERENCE	5-5	4-2	1-3	0-0
NON-CONFERENCE	6-4	5-2	0-1	1-1

Score by Periods

Team	1st	2nd	OT	TOT
Clemson	663	680	25	1368
Opponents	621	660	25	1306

Team Box Score

No.	Player				Total		3-Point		F-Throw		Rebounds													
		GP-GS	MIN	AVG	FG-FGA	FG%	3FG-FGA	3FG%	FT-FTA	FT%	OFF	DEF	TOT	AVG	PF	DQ	A	TO	BLK	STL	PTS	AVG		
25	SIMMS, Aamir	20-20	627:34	31.4	91-199	.457	23-60	.383	60-81	.741	48	103	151	7.6	50	1	52	34	16	22	265	13.3		
13	MACK, Tevin	20-19	564:42	28.2	100-213	.469	30-105	.286	22-38	.579	23	88	111	5.6	40	2	20	25	11	19	252	12.6		
15	NEWMAN III, John	20-20	629:57	31.5	70-158	.443	21-65	.323	34-49	.694	11	62	73	3.7	37	1	44	31	11	24	195	9.8		
2	DAWES, Al-Amir	20-16	581:23	29.1	53-151	.351	28-95	.295	24-32	.750	6	50	56	2.8	30	0	55	54	1	15	158	7.9		
0	TRAPP, Clyde	10-8	261:32	26.2	24-64	.375	11-34	.324	12-27	.444	1	40	41	4.1	18	0	27	15	1	9	71	7.1		
10	SCOTT, Curran	20-7	472:35	23.6	44-111	.396	18-55	.327	36-47	.766	7	28	35	1.8	29	0	35	22	0	19	142	7.1		
5	TYSON, Hunter	20-2	291:04	14.6	41-91	.451	21-63	.333	19-30	.633	15	53	68	3.4	18	0	6	8	2	14	122	6.1		
3	HUNTER, Chase	9-4	175:03	19.4	17-45	.378	7-23	.304	7-11	.636	1	8	9	1.0	17	0	14	12	0	7	48	5.3		
12	HEMENWAY, Alex	4-0	40:03	10.0	6-11	.545	5-8	.625	0-0	.000	0	0	0	0.0	2	0	1	2	0	0	17	4.3		
21	MOORE, Khavon	18-4	202:22	11.2	19-46	.413	3-8	.375	4-7	.571	16	26	42	2.3	22	0	13	12	2	11	45	2.5		
32	GRINDE, Paul	5-0	15:34	3.1	4-7	.571	0-0	.000	2-2	1.000	1	0	1	0.2	2	0	0	1	0	0	10	2.0		
55	JEMISON, Trey	20-0	150:19	7.5	15-27	.556	0-1	.000	4-10	.400	15	16	31	1.6	36	1	1	14	6	3	34	1.7		
31	HOAG, Wells	4-0	11:56	3.0	2-5	.400	1-3	.333	0-0	.000	2	0	2	0.5	0	0	0	0	0	0	5	1.3		
11	FOX, Parker	5-0	13:02	2.6	1-2	.500	0-1	.000	0-1	.000	0	1	1	0.2	0	0	0	1	0	0	2	0.4		
20	MCBRIDE, O'Neil	5-0	11:49	2.4	1-2	.500	0-0	.000	0-2	.000	3	1	4	0.8	0	0	1	1	0	0	2	0.4		
1	BAEHRE, Jonathan	2-0	26:06	13.0	0-2	.000	0-2	.000	0-0	.000	1	6	7	3.5	0	0	0	6	0	0	0	0.0		
Team											21	30	51					12						
Total		20			488-1134	.430	168-523	.321	224-337	.665	171	512	683	34.2	301	5	269	250	50	143	1368	68.4		
Opponents		20			460-1110	.414	159-495	.321	227-312	.728	166	531	697	34.9	331	-	229	282	50	134	1306	65.3		

Team Statistics

	Clem	OPP
Scoring	1368	1306
Points per game	68.4	65.3
Scoring margin	+3.1	-
Field goals-att	488-1134	460-1110
Field goal pct	.430	.414
3 point fg-att	168-523	159-495
3-point FG pct	.321	.321
3-pt FG made per game	8.4	8.0
Free throws-att	224-337	227-312
Free throw pct	.665	.728
F-Throws made per game	11.2	11.4
Rebounds	683	697
Rebounds per game	34.2	34.9
Rebounding margin	-0.7	-
Assists	269	229
Assists per game	13.5	11.5
Turnovers	250	282
Turnovers per game	12.5	14.1
Turnover margin	+1.6	-
Assist/turnover ratio	1.1	0.8
Steals	143	134
Steals per game	7.2	6.7
Blocks	50	50
Blocks per game	2.5	2.5
Winning streak	1	-
Home win streak	4	-
Attendance	82238	73266
Home games-Avg/Game	13-6326	5-14653

Team Results

Date	Opponent		Score	Att.
11/05/19	Virginia Tech	L	60-67	7500
11/07/19	Presbyterian	W	79-45	5713
11/10/19	Colgate	W	81-68	5673
11/17/19	Detroit Mercy	W	87-65	5804
11/21/19	Alabama A&M	W	87-51	5616
11/24/19	vs TCU	W	62-60	0
11/26/19	vs Colorado	L	67-71	1407
12/02/19	at Minnesota	L	60-78	10148
12/08/19	at Florida St.	L	53-72	7834
12/15/19	South Carolina	L	54-67	6394
12/20/19	Jacksonville	W	68-39	5632
12/22/19	Yale	L	45-54	5632
12/31/19	Miami (FL)	L	68-73	5549
01/04/20	NC State	W	81-70	6908
01/11/20	at North Carolina	W	79-76	21077
01/14/20	Duke	W	79-72	8464
01/18/20	at NC State	L	54-60	16553
01/21/20	Wake Forest	W	71-68	6951
01/25/20	at Louisville	L	62-80	17654
01/28/20	Syracuse	W	71-70	6402



ACC STATISTICS



2019-20 Clemson Men's Basketball Combined Team Statistics In Conference games

Page 1/1
as of Jan 29, 2020

Game Records

Record	Overall	Home	Away	Neutral
ALL GAMES	5-5	4-2	1-3	0-0
CONFERENCE	5-5	4-2	1-3	0-0
NON-CONFERENCE	0-0	0-0	0-0	0-0

Score by Periods

Team	1st	2nd	OT	TOT
Clemson	320	343	15	678
Opponents	349	342	17	708

Team Box Score

No. Player					Total		3-Point		F-Throw		Rebounds													
		GP-GS	MIN	AVG	FG-FGA	FG%	3FG-FGA	3FG%	FT-FTA	FT%	OFF	DEF	TOT	AVG	PF	DQ	A	TO	BLK	STL	PTS	AVG		
13	MACK, Tevin	10-9	286:29	28.6	58-121	.479	12-56	.214	14-25	.560	16	40	56	5.6	26	2	10	15	6	8	142	14.2		
25	SIMMS, Aamir	10-10	337:05	33.7	47-99	.475	13-31	.419	27-36	.750	26	52	78	7.8	26	0	31	20	10	10	134	13.4		
15	NEWMAN III, John	10-10	331:48	33.2	38-82	.463	12-34	.353	15-22	.682	6	37	43	4.3	19	0	23	13	8	12	103	10.3		
2	DAWES, Al-Amir	10-6	267:30	26.8	25-72	.347	14-44	.318	12-15	.800	4	25	29	2.9	14	0	23	24	1	6	76	7.6		
0	TRAPP, Clyde	8-8	228:24	28.5	20-56	.357	10-30	.333	10-23	.435	1	40	41	5.1	17	0	24	14	1	8	60	7.5		
10	SCOTT, Curran	10-4	242:48	24.3	22-56	.393	9-26	.346	17-22	.773	5	14	19	1.9	16	0	18	15	0	7	70	7.0		
5	TYSON, Hunter	10-1	123:54	12.4	18-37	.486	9-25	.360	7-14	.500	6	19	25	2.5	10	0	1	3	0	3	52	5.2		
3	HUNTER, Chase	4-1	61:16	15.3	6-18	.333	2-10	.200	1-5	.200	0	3	3	0.8	10	0	3	2	0	1	15	3.8		
12	HEMENWAY, Alex	3-0	30:32	10.2	4-9	.444	3-6	.500	0-0	.000	0	0	0	0.0	2	0	1	2	0	0	11	3.7		
55	JEMISON, Trey	10-0	61:08	6.1	4-10	.400	0-1	.000	1-5	.200	5	6	11	1.1	14	0	0	4	0	1	9	0.9		
21	MOORE, Khavon	8-1	60:33	7.6	3-10	.300	0-2	.000	0-1	.000	2	5	7	0.9	7	0	5	2	1	4	6	0.8		
11	FOX, Parker	1-0	01:09	1.2	0-0	.000	0-0	.000	0-0	.000	0	0	0	0.0	0	0	0	0	0	0	0	0.0		
31	HOAG, Wells	1-0	01:09	1.2	0-1	.000	0-1	.000	0-0	.000	0	0	0	0.0	0	0	0	0	0	0	0	0.0		
32	GRINDE, Paul	1-0	01:42	1.7	0-0	.000	0-0	.000	0-0	.000	0	0	0	0.0	0	0	0	0	0	0	0	0.0		
1	BAEHRE, Jonathan	1-0	13:25	13.4	0-1	.000	0-1	.000	0-0	.000	1	2	3	3.0	0	0	0	1	0	0	0	0.0		
20	MCBRIDE, O'Neil	1-0	01:09	1.2	0-0	.000	0-0	.000	0-0	.000	1	0	1	1.0	0	0	0	0	0	0	0	0.0		
Team											13	19	32					5						
Total		10	2050		245-572	.428	84-267	.315	104-168	.619	86	262	348	34.8	161	2	139	120	27	60	678	67.8		
Opponents		10	2050		251-573	.438	82-254	.323	124-172	.721	80	275	355	35.5	173	5	116	114	29	62	708	70.8		

Team Statistics

	CLEM	OPP
Scoring	678	708
Points per game	67.8	70.8
Scoring margin	-3.0	-
Field goals-att	245-572	251-573
Field goal pct	.428	.438
3 point fg-att	84-267	82-254
3-point FG pct	.315	.323
3-pt FG made per game	8.4	8.2
Free throws-att	104-168	124-172
Free throw pct	.619	.721
F-Throws made per game	10.4	12.4
Rebounds	348	355
Rebounds per game	34.8	35.5
Rebounding margin	-0.7	-
Assists	139	116
Assists per game	13.9	11.6
Turnovers	120	114
Turnovers per game	12.0	11.4
Turnover margin	-0.6	-
Assist/turnover ratio	1.2	1.0
Steals	60	62
Steals per game	6.0	6.2
Blocks	27	29
Blocks per game	2.7	2.9
Winning streak	1	-
Home win streak	4	-
Attendance	41774	63118
Home games-Avg/Game	6-6962	4-15780
Neutral site-Avg/Game	-	0-0

Team Results

Date	Opponent		Score	Att.
11/05/2019	Virginia Tech	L	60-67	7500
12/08/2019	at Florida St.	L	53-72	7834
12/31/2019	Miami (FL)	Lot	68-73	5549
01/04/2020	NC State	W	81-70	6908
01/11/2020	at North Carolina	Wot	79-76	21077
01/14/2020	Duke	W	79-72	8464
01/18/2020	at NC State	L	54-60	16553
01/21/2020	Wake Forest	W	71-68	6951
01/25/2020	at Louisville	L	62-80	17654
01/28/2020	Syracuse	W	71-70	6402