

Louisville Basketball Quick Facts

Location	Louisville, Ky. 40292
Founded / Enrollment	1798 / 22,000
Nickname / Colors	Cardinals / Red & Black
Conference	Atlantic Coast
Home Court	KFC Yum! Center (22,090)
President	Dr. Neeli Bendapudi
Vice President/Director of Athletics	Vince Tyra
Head Coach	Chris Mack (Xavier '92)
UofL Record	36-17 (second year)
Overall Record	251-114 (11th year)
Assistant Coach	Luke Murray (Fairfield '07)
Assistant Coach	Mike Pegues (Delaware '00)
Assistant Coach	Dino Gaudio (Ohio U. '81)
Dir. of Basketball Operations	Kahil Fennell (Redlands '04)
All-Time Record	1,738-929 (106th yr.)
<i>(does not include 123-3 record vacated by NCAA)</i>	
All-Time NCAA Tournament Record	61-40
<i>(39 Appearances, 8 Final Fours, 2 NCAA Titles - '80, '86)</i>	
Important Phone Numbers	
Athletics Office	(502) 852-5732
Basketball Office	(502) 852-6651
Sports Information Office	(502) 852-6581
SID - Kenny Klein, cell	(502) 599-7865

2019-20 Schedule / Results #TEAM106

Date	Opponent	TV	Time (ET)	Result
October				
Tues. 29	BELLARMINE ~	ACCNX	W 75-65	
November				
Tues. 5	at Miami *	ACCN	W 87-74	
Sun. 10	YOUNGSTOWN STATE +	RSN	W 78-55	
Wed. 13	INDIANA STATE	ACCN	W 91-62	
Sun. 17	N. CAROLINA CENTRAL +	ACCN	W 87-58	
Wed. 20	USC UPSTATE +	ACCN	W 76-50	
Sun. 24	AKRON +	ACCN	W 82-76	
Fri. 29	Western Kentucky #	CBSSN/FB	W 71-54	
December				
Tues. 3	#4/5 MICHIGAN @	ESPN	W 58-43	
Fri. 6	PITTSBURGH *	ACCN	W 64-46	
Tues. 10	Texas Tech =	ESPN	L 57-70	
Sat. 14	EASTERN KENTUCKY	ACCN	W 99-67	
Wed. 18	MIAMI (OHIO)	ACCN	W 70-46	
Sat. 28	at #19/19 Kentucky	CBS	L 70-78/ot	
January				
Sat. 4	#18/20 FLORIDA STATE *ESPN2	L	65-78	
Tues. 7	MIAMI *	ESPN2	W 74-58	
Sat. 11	at Notre Dame *	ESPN	W 67-64	
Tues. 14	at Pittsburgh *	ACCN	W 73-68/ot	
Sat. 18	at #3/3 Duke *	ESPN	W 79-73	
Wed. 22	GEORGIA TECH *	RSN	W 68-64	
Sat. 25	CLEMSON *	RSN	2:04 pm	
Wed. 29	at Boston College *	ACCN	9:00 pm	
February				
Sat. 1	at NC State *	ESPN	2:00 pm	
Wed. 5	WAKE FOREST *	ESPN2/U	9:00 pm	
Sat. 8	VIRGINIA *	ESPN2/U	4:00 pm	
Wed. 12	at Georgia Tech *	ACCN	8:00 pm	
Sat. 15	at Clemson *	ESPN2/U/ACCN	4:00 pm	
Wed. 19	SYRACUSE *	ESPN	7:00 pm	
Sat. 22	NORTH CAROLINA *	ESPN/2	6/8 pm	
Mon. 24	at Florida State *	ESPN	7:00 pm	
March				
Sun. 1	VIRGINIA TECH *	ACCN	6:00 pm	
Sat. 7	at Virginia *	ESPN/2	4:00 pm	
Tues. 10	at ACC Tournament.....	TBA	TBA	
Sat. 14	(Greensboro Coliseum, Greensboro, N.C.)			
~ exhibition game				
* ACC game				
+ Global Sports Shootout, Louisville, KY				
# Bridgestone Arena, Nashville, Tenn.				
@ Big 10/ACC Challenge, Louisville, KY				
= Jimmy V Classic, Madison Square Garden, NY, NY				



LOUISVILLE BASKETBALL

TOUGH. TOGETHER. UNBREAKABLE.

1980, 1986 NCAA Champions □ 8 NCAA Final Fours □ 39 NCAA Tournament Appearances

Sports Information ♦ University of Louisville ♦ Louisville, KY 40292 ♦ www.GoCards.com
Phone: (502) 852-6581 ♦ email: kenny@GoCards.com ♦ Twitter/Instagram: @LouisvilleMBB

Louisville Cardinals (16-3, 7-1 ACC)

vs. Clemson Tigers (10-8, 4-4 ACC)



Saturday, Jan. 25 ■ 2:04 p.m. ET ■ KFC Yum! Center ■ Louisville, Ky.

PROBABLE STARTING LINEUPS

Louisville (16-3, 7-1 ACC)

	Ht.	Wt.	Yr.	PPG	RPG	Hometown
F 24 Dwayne SUTTON	6-5	220	R-Sr.	9.1	8.7	Louisville, Ky.
F 33 Jordan NWORA	6-8	225	Jr.	19.1	7.4	Buffalo, N.Y.
C 23 Steven ENOCH	6-10	255	R-Sr.	10.8	6.3	Norwalk, Conn.
G 0 Fresh KIMBLE	6-0	185	Gr.	4.9	1.4	Philadelphia, Pa.
G 2 Darius PERRY	6-2	195	Jr.	5.4	1.8	Marietta, Ga.

Clemson (10-8, 4-4 ACC)

	Ht.	Wt.	Yr.	PPG	RPG	Hometown
F 5 Hunter TYSON	6-8	211	So.	6.6	3.5	Monroe, N.C.
F 25 Aamir SIMMS	6-8.5	240	Jr.	14.4	7.7	Palmyra, Va.
G 0 Clyde TRAPP	6-4	194	Jr.	5.4	3.9	Eastover, S.C.
G 10 Curran SCOTT	6-4	205	Gr.	7.4	1.8	Edmond, Okla.
G 15 John NEWMAN III	6-5	197	So.	9.9	3.6	Greensboro, N.C.

Head Coach: Brad Brownell (DePauw '91) 179-135 in 10th year at Clemson; 346-220 in 18th year overall.

Winners of five straight games, Louisville plays its second straight at home in the KFC Yum! Center as the Cardinals face the Clemson Tigers on Saturday. Louisville's 1974-75 team which reached the NCAA Final Four will be honored at halftime of the game on the 45th anniversary of their achievement. The Cardinals recovered from an 11-point second-half deficit to win 68-64 over Georgia Tech on Wednesday in Louisville. Four Cardinals scored in double figures, led by Steven Enoch and Malik Williams with 13 points each. The Tigers (10-8, 4-4 ACC) have won four of their last five games, including a 71-68 home victory over Wake Forest on Jan. 21 in their last outing after coming back from a double-digit deficit.

GAME FACTS

Site: KFC Yum! Center/Crum Court, Louisville, Ky. (22,090) (156-26 in 10th year)
Television: Regional Sports Networks (Fox Sports South in Louisville) - Tom Werme, play-by-play; Mike Gminski, analyst.
Radio: WKRD (790 AM) Paul Rogers, play-by-play; Jody Demling, analyst (Sirius channel 81, XM 81, Internet 81)
Series History: UofL leads 6-2 (5-0 in Louisville, 1-2 in Clemson)
Last Meeting: UofL 56, Clemson 55 (Feb. 1, 2019 in KFC Yum! Center)
UL National Ranking: No. 5 USA Today, No. 6 Associated Press
Officials: Mike Eades, Mike Roberts, Tommy Morrissey
Next UofL Game: Jan. 29 at Boston College, Chestnut Hill, Mass., 9:00 p.m. ET (ACCN)

CARD FILE

■ Louisville has matched its best ACC start in its six years in the conference with a 7-1 league record, also achieved last season. The Cardinals have started with at least a 16-3 overall record through 19 games for the fifth time in the last seven years.
■ **Dwayne Sutton** (17 points) and **Malik Williams** (16 points) have combined to score 33 of the Cardinals' 65 points scored over the last five minutes of the last five games.
■ Louisville has recovered from deficits of nine or more points to win two of its last three games (9 at Pitt, 11 vs. Georgia Tech). UofL has come from nine or more points down to win 33 games over the last nine seasons.
■ Louisville has a **51-16** record in its conference home games over the last eight years (.761). UofL has the fifth-most conference home wins in its six years in the ACC with a 36-13 ACC home record.
■ In its last six games, Louisville has made 42.5 percent of its three-pointers (48-of-113).
■ UofL is **eighth in the nation** in field goal percentage defense (.372), 18th in three-point field goal percentage (.382), 23rd in scoring margin (+12.2), 38th in scoring defense (62.3) and 40th in rebound margin (+5.8). UofL is 16th in the nation in defensive efficiency and 23rd in offensive efficiency in KenPom rankings.
■ **Jordan Nwora's** 363 points scored this year is the second-most by a UofL player through 19 games over the last 20 seasons. He is second in the ACC in scoring (19.1 ppg). The preseason ACC Player of the Year, his 20 points at Notre Dame was his 10th game this season and 23rd in the last two years scoring 20 or more points. He has made 16-of-31 threes in the last six games.

■ **About Clemson** — Louisville plays its second straight at home in the KFC Yum! Center as the Cardinals face the Clemson Tigers on Saturday. The Tigers (10-8, 4-4 ACC) have won four of their last five games, including handing Duke its first ACC loss on Jan. 14 (79-72). Clemson won 71-68 over Wake Forest on Jan. 21 in their last outing as Hunter Tyson scored a career-high 21 points as the only double-figure scorer for the Tigers. Clemson recovered from a 10-point first-half deficit to win after trailing 37-31 at the half.

Junior forward Aamir Simms is the Tigers' scoring leader (14.4 ppg, 7.7 rpg) and is ninth in the ACC in rebounding. Six Tigers have made at least 16 three-pointers this season, led by Tevin Mack's 29-of-95 threes (.305). Clemson is No. 60 in the Sagarin Ratings, No. 77 in the NET rankings, No. 70 in ESPN's College Basketball Power Index (BPI) and No. 80 by Ken Pomeroy through Jan. 22.

Louisville leads 6-2 in its series against Clemson. In last year's meeting in the KFC Yum! Center, the Cardinals prevailed 56-55 in limiting the Tigers to 38.6 percent field goal shooting while forcing 19 turnovers. Christen Cunningham totaled 18 points, five assists and two steals for the Cardinals. UofL led by eight with 35 seconds remaining in the game before the Tigers closed the game on a 6-1 run. The two teams will also meet at Clemson this season on Feb. 15.

The teams met in the second round of the 2006 postseason NIT when UofL won 74-68 in Louisville's Freedom Hall as Taquan Dean led the Cardinals with 20 points (3-20-06).

UofL Coach Chris Mack has a 2-0 record vs. Clemson, including last year's victory at UofL and when his Xavier team beat the Tigers 83-77 in the Tire Pros Invitational in Orlando, Fla. (11-18-16).

■ **Latelly** — Dwayne Sutton (17 points) and Malik Williams (16) have combined to score 33 of the Cardinals' 65 points over the last five minutes of the last five games. Sutton has made 4-of-7 three-pointers and 5-of-7 free throws during those stretches while Williams has made 3-of-4 field goals and 10-of-13 free throws ... UofL recovered from a nine-point first-half deficit to win at Pittsburgh on Jan. 14 and 11 points in the second half vs. Georgia Tech on Jan. 22. Over the last nine seasons, UofL has recovered from nine or more points down to win on 33 occasions, including three occasions last season ... In his last six games, Jordan Nwora has made 51.6 percent of his three-point shots (16-of-31) and 79 percent at the free throw line (15-of-19) ... The Cardinals have produced an average of 35.5 point from its bench in the last two games. The bench production against Duke (season-high 39 bench points) and Georgia Tech (32) were two of its top three bench scoring efforts of the season ... Louisville has averaged 11 steals over the last two games, including gathering a season-best 13 steals at Duke ... Louisville was named the NABC Team of the Week for games Jan. 13-19 with its wins at Pitt and Duke ... Louisville moved up five spots in both Jan. 20



Statistical Comparison

	Clemson	UofL
Record	10-8	16-3
Scoring Average.....	68.6	74.5
Points Allowed	64.2	62.3
Scoring Margin	+4.4	+12.2
FG Percentage.....	.433	.460
Opp. FG Percentage410	.372
3-Pt. Percentage324	.382
FT Percentage655	.712
Rebound Margin	-0.7	+5.8
Turnover Margin	+2.1	-0.6

Series vs. Clemson

(Won 6, Lost 2)

Date	UL	CU
Dec. 18, 1973 (A).....	74	70
Dec. 18, 1974 (H).....	90	75
Mar. 20, 2006 (H)*.....	74	68
Jan. 7, 2015 (H).....	58	52
Jan. 10, 2016 (A)	62	66
Jan. 19, 2017 (H).....	92	60
Jan. 6, 2018 (A) (OT) ..	69	74
Feb. 16, 2019 (H).....	56	55

*NIT Second Round (Louisville, KY)

Regional Sports Networks televising Clemson at Louisville, Jan. 25, 2020

AT&T Sportsnet Las Vegas
AT&T Sportsnet Pittsburgh
AT&T Sportsnet Rocky Mtn
FOX Sports Arizona
FOX Sports Detroit
FOX Sports Florida
FOX Sports Midwest Plus
FOX Sports Prime Ticket
FOX Sports San Diego
FOX Sports South
FOX Sports Southwest Plus
FOX Sports Wisconsin
NBC Sports Washington Plus
New England Sports Network Plus
ROOT Sports Northwest
SportsTime Ohio
YES Network

Last Meeting vs. Clemson

Louisville 56, Clemson 55
February 16, 2019 -- KFC YUM! CENTER

Louisville 56

Player	min	FG	3FG	FT	Reb	Ass	TO	BL	ST	PF	TP
Sutton	f 34	2-9	0-2	0-0	2	0	1	0	0	1	4
Nwora	f 31	4-13	0-5	3-3	4	0	6	2	3	4	11
Williams	c 18	1-4	0-1	2-2	7	0	1	0	0	2	4
Cunningham	g 38	6-11	2-3	4-5	2	5	2	0	2	1	18
Fore	g 18	1-3	0-1	0-0	1	0	0	0	0	0	2
Perry	16	3-4	2-3	0-0	2	0	1	0	0	1	8
King	3	0-0	0-0	0-0	1	0	0	0	0	0	0
Enoch	22	1-7	1-2	3-4	8	0	0	0	0	0	3
McMahon	20	1-3	1-2	0-0	1	3	2	0	0	0	6
Team					1						
Totals	200	19-54	6-19	12-14	29	8	12	3	5	12	56

Total FG% 1st H: 8-27 29.6% 2nd H: 11-27 40.7% Game: 35.2%
3-Pt. FG% 1st H: 1-8 11.1% 2nd H: 5-10 50.0% Game: 31.6%
FThrow % 1st H: 2-2 100% 2nd H: 10-12 83.3% Game: 85.7%

Clemson 55

Player	min	FG	3FG	FT	Reb	Ass	TO	BL	ST	PF	TP
Thomas	f 21	6-12	0-0	3-5	7	2	5	1	1	4	15
Skara	f 23	2-2	0-0	0-0	2	0	1	0	1	5	4
Simms	f 32	1-5	0-2	0-0	9	1	4	0	0	1	2
Reed	g 39	5-18	3-5	0-0	12	2	2	0	2	2	13
Mitchell	g 35	4-13	2-5	2-2	2	1	0	0	1	0	12
Trapp	25	3-3	1-1	0-0	4	2	3	0	0	0	7
Jemison	12	0-2	0-0	0-0	1	0	1	1	0	3	0
Newman III	10	1-2	0-0	0-0	2	0	0	0	0	1	2
Tyson	1	0-0	0-0	0-0	0	0	1	0	0	0	0
White	2	0-0	0-0	0-0	0	0	0	0	0	1	0
Team					3		2				
Totals	200	22-57	6-13	5-7	42	8	19	2	5	17	55

Total FG% 1st H: 10-27 37.0% 2nd H: 12-30 40.0% Game: 38.6%
3-Pt. FG% 1st H: 3-9 33.3% 2nd H: 3-4 75.0% Game: 46.2%
FThrow % 1st H: 0-0 0.0% 2nd H: 5-7 71.4% Game: 71.4%

Score by Periods	1st	2nd	Total	Attendance: 16,043
Clemson	23	32	55	Ties: 7
Louisville	19	37	56	Lead Changes: 13

polls, rising to No. 6 AP and No. 5 USA Today. This is the fifth time Louisville has remained ranked in the top 13 of the AP poll through the first 12 polls of the season (also 1966-67, 1974-75, 2012-13 and 2014-15) ... Louisville has made as many as nine three-pointers in a game on 10 occasions this season, including five of the last 10 games (season-best 12 at Pitt). The Cardinals made 7-of-14 threes at Duke on Jan. 18. Louisville leads the ACC and is 18th in the nation in three-point field goal percentage (.382) ... Dwayne Sutton has made 6-of-14 three-point goals in the last four games (.429), including key shots in the closing minutes at Notre Dame and Pitt. He is fourth in the ACC in rebounding, averaging 8.7 per game, and is sixth in offensive rebounding (2.7) ... Ryan McMahon has made 8-of-17 three-pointers over the last five games (.471). He scored a season-high 17 points at Notre Dame, connecting on 3-of-5 three-pointers. It was the seventh time this season he has made three or more three-point goals in a game. McMahon has made a three-pointer in 17 of 19 games this season and 74 games for his career. He made his 150th career three-pointer at Notre Dame ... Louisville has a 16-8 record all-time in games played on Jan 25, winning its last six on that date ... UofL has an all-time 82-48 overtime record after winning at Pitt in its second overtime game of the season. The Cards played four overtime games last year ... Louisville's overall strength of schedule is No. 22 in the nation in the NET through games of Jan. 22.

2019-20 Clemson University Tigers Men's Basketball Roster

No.	Name	Pos	Ht.	Wt.	Yr.	Hometown / Previous School
0	Clyde Trapp	G	6-4	194	Jr.	Eastover, S.C. / Lower Richland
1	Jonathan Baehre	F	6-10	209	Jr.	Wiesbaden, Germany / UNC Asheville
2	Al-Amir Dawes	G	6-2	180	Fr.	Newark, N.J. / The Patrick School
3	Chase Hunter	G	6-3	200	Fr.	Atlanta, Ga. / Westlake HS
4	Nick Honor	G	5-10	205	So.	Orlando, Fla. / Fordham
5	Hunter Tyson	F	6-8	211	So.	Monroe, N.C. / Piedmont HS
10	Curran Scott	G	6-4	205	Gr.	Edmond, Okla. / Tulsa
11	Parker Fox	G	6-6	202	So.	Reno, Nev. / Ocoee HS (Ga.)
12	Alex Hemenway	G	6-3	180	Fr.	Newburgh, Ind. / Castle HS
13	Tevin Mack	G/F	6-6	227	Gr.	Columbia, S.C. / Alabama
15	John Newman III	G	6-5	197	So.	Greensboro, N.C. / Greensboro Day School
21	Khavon Moore	G/F	6-8	217	So.	Macon, Ga. / Texas Tech
25	Aamir Simms	F	6-8.5	240	Jr.	Palmyra, Va. / Blue Ridge School
31	Wells Hoag	G	6-2	180	So.	Greenville, S.C. / Greenville HS
32	Paul Grinde	F	6-10	280	Gr.	Virginia Beach, Va. / Vassar
55	Trey Jemison	C	7-0	256	So.	Birmingham, Ala. / Hoover HS

Head Coach: Brad Brownell **Assistant Coaches:** Dick Bender, Antonio Reynolds, Anthony Goins

■ **UofL Will Honor the Cards' 1975 Final Four Team on Jan. 25** -- The Cardinals' 1974-75 men's basketball team which advanced to the NCAA Final Four will be honored at halftime of Louisville's Jan. 25 game against Clemson on this 45th anniversary of their achievement. In addition, for that game the current Cardinals will wear special adidas throwback uniforms representative of those worn by the 1975 team.

The third UofL team to reach the Final Four, the 1974-75 Cardinals posted a 28-3 record, won the Missouri Valley Conference Championship and beat three top-15 ranked opponents to reach the national semifinals, including a 96-82 victory over fourth-ranked Maryland in the Midwest Region championship in Las Cruces, N.M. Guided by Hall of Fame Coach Denny Crum, the team was led by senior All-Americans Junior Bridgeman and Allen Murphy. Murphy was the Cards' scoring leader for three straight seasons while scoring in double figures a school-record 57 straight games, averaging 16.3 points and 4.3 rebounds as a senior. A two-time Missouri Valley Conference MVP, Bridgeman averaged 16.1 points and 7.4 rebounds as a senior.



The Cardinals fell 75-74 in overtime to top-ranked and eventual NCAA Champion UCLA in a classic national semifinal game. Several members of the team will be present for the reunion this weekend, including the starting five from the team that featured forwards Murphy and Wesley Cox, guard/forward Bridgeman, guard Phillip Bond and center Bill Bunton.

■ **Breakout Week for Johnson** — UofL freshman guard David Johnson was named the ACC Freshman of the Week for games Jan. 13-19. Johnson is the first Louisville player to earn the recognition since Jordan Nwora was honored on Feb. 12, 2018.

In a pair of Cardinals victories on the road last week, David Johnson averaged 15.0 points, 5.5 assists, 3.5 rebounds and shot 57.9 percent from the field (11-of-19 FG, 2-2 3FG) off the bench. He produced his first career double-digit scoring effort with 11 points, four assists and three rebounds at Pittsburgh in 20 minutes off the bench. He led the Cardinals with a career-high 19 points, seven assists and three steals at then-No. 3/3 Duke, adding four rebounds and three dunks. His 19 points were the most by a Louisville player off the bench against an AP top-three ranked opponent since former All-America guard Russ Smith scored 30 points against No. 3 Kentucky in 2011.

In the last three games, Johnson has averaged 13.3 points, 4.0 assists and 2.0 steals while making 57.1 percent of his field goals (16-28). Johnson had scored 37 points for the season before totaling 40 in the last three games. He had 10 points and three steals in 15 minutes against Georgia Tech in his last game. He missed nearly four months, including the first four games of the season after recovering from surgery on his left shoulder on July 30.

■ **Mack Wins 250th Game** -- UofL Coach Chris Mack gained his 250th career coaching victory with the Cardinals' 79-73 win at then No. 3/3 Duke on Jan. 18. In his 11th year overall and second at Louisville, Mack has amassed a 251-114 collegiate coaching victory, a .688 winning percentage that ranks 20th among active coaches. Mack has guided the Cardinals to the same number of road victories over AP ranked opponents in his first two seasons (three) as all other Louisville coaches combined achieved in their first two seasons (one each by John Dromo, Rick Pitino, David Padgett).

Nine more victories this season would put Mack among the top 10 for best career starts by wins in 11 seasons. Mack is one of three Louisville coaches who have guided the Cards to as high as No. 2 in the AP poll in less than two seasons with the Cardinals and is the only UofL coach to lift the Cardinals to the nation's top ranking within the first two seasons. Mack is the only visiting head men's basketball coach to win his first game at both the Dean E. Smith Center (last season) and Cameron Indoor Stadium (this year on Jan. 18).

■ **Briefly** -- Louisville completed a successful three-game road stretch, marking its first eight-day road stretch with a 3-0 road record since Jan. 10-17, 1999 ... Louisville limited Duke to three points over the final 3:26 of the game, closing on an 8-3 run ... ESPN's College GameDay Covered by State Farm made its first stop at Duke prior to the Cards' game. UofL has a 6-3 record at GameDay sites. Louisville and North Carolina are the only teams to win a GameDay game in 10 events at Duke ... Over the last six years, UofL has held 76 opponents under 40 percent shooting from the field (14 this season), including Jan. 18 against Duke (.371), the ACC leader in field goal percentage. The Cardinals are eighth in the nation in field goal percentage defense (.372) and are 31st in the nation in three-point FG defense (.292).

■ **Coaches vs. Cancer Suits & Sneakers Event on Saturday** — UofL Coach Chris Mack and his staff will be wearing sneakers at the Cardinals' Jan. 25 game against Clemson in support of the American Cancer Society's work to save lives from cancer. During Coaches vs. Cancer (@coachesvscancer) Suits and Sneakers Awareness Week, a collaborative initiative of the National Association of Basketball Coaches and the American Cancer Society, coaches across the country will be showing their support as well (#SuitsandSneakers).

For the second straight year, the cause will be localized with the Cardinal staff wearing sneakers branded with "Jaxen's Journey," remembering UofL strength and conditioning coach Andy Kettler's son Jaxen, who lost his life to brain cancer at the age of 2 in July 2016. Kettler and his wife Kimbraly started Jaxen's Journey to benefit pediatric cancer research. Support can be provided through the organization's website at www.jaxensjourney.com



■ **On Today's Ticket** -- To honor the Cardinals' tradition and great players throughout its history, UofL's season tickets this year feature a different individual each game. The Jan. 25 ticket features Francisco Garcia. The top scorer on the Cardinals' 2005 NCAA Final Four team who played 10 years in the NBA, Garcia (2002-05 at UofL) scored 1,413 points in three seasons (No. 26 all-time at UofL), helping the Cardinals to a combined 78-22 record. He was the leading scorer (15.7 ppg) on the Cardinals' 2005 NCAA Final Four team, UofL's first Final Four in 19 years. Louisville won its first Conference USA championship that year when Garcia was a John Wooden first team and NABC second team All-America selection. He was twice honored on the All-Conference USA team (2003-04, 2004-05) and was the C-USA Freshman of the year in 2002-03. He set the UofL single-game assists record holder with 15 against Murray State (1-3-04). Garcia was the No. 23 overall pick in the first round of the 2005 NBA Draft and played 10 years in the NBA with the Sacramento Kings and Houston Rockets, scoring over 4,000 career points. He was inducted to the UofL Athletic Hall of Fame this year on Oct. 25 (information on the complete Hall of Fame class is included on page 11 of these notes),

Mack's Milestone Coaching Victories

No.	Date	Score
1	11/13/09	Xavier 83, Youngstown St. 57
50	3/5/11	Xavier 66, Saint Louis 55
100	12/28/13	Xavier 68, Wake Forest 53
150	1/16/16	Xavier 74, Marquette 66
200	12/30/17	Xavier 91, DePaul 87
250	1/18/20	Louisville 79, Duke 73

■ **Three 1,000-Point Scorers** -- Jordan Nwora became the Cardinals' 69th career 1,000-point scorer while matching a career-high 32 points with 10 rebounds against Florida State on Jan. 4. He gained the scoring total on a highly efficient 11-of-15 shooting from the field, including 5-of-6 from three-point range, while adding 5-of-7 free throws. It matched the 32 he scored against Boston College on Jan. 16, 2019. He scored 21 of his 32 points in the first half, tying his career-high for points in a half also done in the first half at Georgia Tech last season (1-19-19). He followed that performance with 19 points, 12 rebounds and four assists against Miami on Jan. 7, his second straight double-double, his fourth this year and 13th in the last two seasons. He had 20 points and four rebounds at Notre Dame on Jan. 11, his 10th game this year with 20 or more points.

Career 1,000 Point Scorers by School

76	North Carolina
69	Louisville
67	Duke
67	Villanova
63	Notre Dame
62	Syracuse

In addition to Nwora, the Cardinals have two additional current players who have scored 1,000 points at the collegiate level. Dwayne Sutton scored his 1,000th collegiate point against Eastern Kentucky on Dec. 14, a total which also includes his freshman year at UNC Asheville (he has 666 points and 543 rebounds at UofL). Sutton, who has grabbed 805 career rebounds at the two schools, passed 500 rebounds at UofL against Miami on Jan. 7. Fresh Kimble, who is 17th in the ACC in assists (3.1 per game), scored his 1,000 collegiate point against Pitt on Dec. 6 (94 points at Louisville, 958 at St. Joseph's). Kimble handed out his 300th assist against Eastern Kentucky on Dec. 14 for his combined career total. Louisville is second in the nation with 69 career 1,000 point scorers.

■ **Effective Center Combination** — Over the last 12 games, **Steven Enoch** and **Malik Williams** have combined to average 19.6 points, 11.8 rebounds and shoot 48.3 percent from the field (86-of-178) while primarily splitting the bulk of the minutes at the center position (Enoch 10.8 ppg, 5.4 rpg, 20.5 minutes/game; Williams 8.8 ppg, 6.4 rpg, 19.8 mpg). The duo are the Cards' No. 2 & 3 scorers over the last 12 games. Freshman Aidan Igiehon has also logged minutes at center in that stretch.

Enoch, who had a double-double game against Miami on Jan. 7 (12 pts, 10 reb.), has scored in double figures in 12 of 19 games this season and on 29 occasions the last two years. A starter in every game this season at center, he is 19th in the ACC in rebounding (6.3 rpg) and 18th in blocked shots (0.8 bpg). He has produced four double-doubles this season.

Williams missed the first four games of the season after having a screw inserted into the fifth metatarsal in his right foot on Sept. 23, returning after eight weeks. He has scored nine or more points in nine of the last 11 games. He has pulled down five or more rebounds in 10 of the last 11 games, including a season-high 11 rebounds in two games. He totaled 12 points, seven rebounds and a block in 25 minutes at Duke on Jan. 18. Williams led the Cardinals with 13 points and three blocked shots against Georgia Tech in his last game, adding six rebounds while making 3-of-4 free throws in the last 23 seconds to help seal the victory. It was the first game of his career to lead the Cardinals in scoring.

■ **3 Double-Digit Rebounders** -- Louisville's Jan. 7 victory over Miami marked just the seventh game in the last 20 years -- and second this season -- in which Louisville featured three players with double-digit rebound totals for the game. The Cardinals held a 48-37 rebounding advantage over the Hurricanes with the starting front line gathering double-figure boards in Dwayne Sutton (13), Jordan Nwora (12) and Steven Enoch (10). The same trio also pulled down 10+ boards against Michigan on Dec. 3 this season. Louisville is 39th in the nation in rebound margin (+6.6).

The Cardinals finished one point short of three players recording a double-double against Miami. The last time three UofL players produced a double-double was in a five-overtime loss at Notre Dame on Feb. 9, 2013. The last time three UofL players recorded a double-double in regulation was on March 29, 1986 against LSU in the NCAA national semifinal game.

■ **Perry Dropping Dimes** -- Darius Perry is 13th in the ACC in assists (3.5 per game) and his 1.94 assists/turnovers ratio is 10th in the ACC. Against Miami on Jan. 7, Perry totaled 10 points, three assists, and had his third straight game without a turnover. Perry had 50 assists with 40 turnovers for the 2018-19 season, and has 66 assists already this year with 34 turnovers. He has handed out five or more assists in five games this season. Against Youngstown State, he produced his first career double-double with 10 points and a career-high 12 assists and only one turnover. It was the first point-assists double-double by a UofL player in five years. Perry and Fresh Kimble (3.1 assists per game, 17th in the ACC) combined for 14 assists with one turnover vs. USC Upstate.

■ **Conference Success at Home** — Louisville has protected its home court well in conference competition in recent years. The Cardinals have a 51-16 record in its conference home games over the last eight years (.761). UofL has produced an 8-1 home record in league play in three of the last eight years (3-1 this year, 6-3 last season). In ACC home games over the last six years, Louisville's 36 wins (36-13 record) is fifth-best in the league behind Virginia (41), Duke (39), North Carolina (37) and Florida State (37) through Jan. 24. In road games, UofL is fourth with 26 ACC wins in its six years in the league (26-23 ACC road record).

Louisville Home Conference Record, Last Eight Years

	Record	Conference
2019-20 3-1	ACC
2018-19 6-3	ACC
2017-18 5-4	ACC
2016-17 8-1	ACC
2015-16 8-1	ACC
2014-15 6-3	ACC
2013-14 7-2	American
2012-13 8-1	Big East
	51-16, .761	


■ **High Scoring for Nwora** — Louisville forward Jordan Nwora is off to an impressive start scoring this season. He has led the Cardinals in scoring 16 of 19 games. He is second in the ACC in scoring, averaging 19.1 points per game. His 363 points scored in his first 19 games this season is the second-most scored by any Louisville player in the last 20 years. Nwora has scored at least 14 points in 16 of 19 games this season, including 10 games scoring 20 or more points. He is the seventh-highest rated player in the nation in the KenPom Player of the Year standings through games of Jan. 22. Nwora matched a career-high with 32 points against Florida State on Jan. 4, adding 10 rebounds for his 12th career double-double.

Nwora became the Cardinals' 69th career 1,000-point scorer against Florida State and is the 39th player to score 1,000 points in his first three seasons at UofL. His 1,099 points currently ranks 56th in career scoring at UofL. He needs 15 points to move up four spots to 52nd in career scoring for the Cardinals.

Most Points in 1st 19 Games, Last 20 Years

Points	Name	Year
376	Reece Gaines	2001-02
363	Jordan Nwora	2019-20
355	Russ Smith	2012-13
349	Russ Smith	2013-14
346	Jordan Nwora	2018-19
344	Marques Maybin	2000-01
342	Reece Gaines	2002-03
339	Terry Rozier	2014-15

■ **Briefly** — Louisville has a 41-13 record during the month of January over the last five years (.759) entering Saturday's game vs. Clemson ... The Cards limited Michigan to 18 first-half points, the fewest in a half for a UofL opponent since Pitt scored 18 in the second half of a 66-51 UofL win last year (1/26/19).



■ **New Court Design** -- A new design was created this season for Denny Crum Court in the KFC Yum! Center, featuring UofL's vintage "Dunking Cardinal" logo from the 1980's at midcourt, while the baselines pay homage to both Freedom Hall and the city of Louisville. The mid-court mark was refined around the facial features, eyes and beak to more closely align with Louisville's primary brand mark, it's Cardinal Bird Head logo. The baseline "LOUISVILLE" block letter font pays homage to the iconic scorer's table signage at Freedom Hall, while the tone-on-tone fleur de lis that appear in the corners of each baseline offers tribute to the city of Louisville flag.

2019-20 University of Louisville Cardinals Men's Basketball Roster

No.	Name	Pos.	Ht.	Wt.	Yr.	Exp.	Hometown (Previous School)
0	Lamarr "Fresh" Kimble	G	6-0	185	Gr.	Tr.	Philadelphia, Pa. (St. Joseph's University)
1	Keith Oddo	G	6-1	180	Gr.	Wk.	Roanoke, Va. (Univ. of Richmond)
2	Darius Perry	G	6-2	195	Jr.	2L	Marietta, Ga. (Wheeler HS)
3	Jae'Lyn Withers *	F	6-8	215	Fr.	HS	Charlotte, N.C. (Cleveland (OH) Heights HS)
4	Grant Williams	G	5-11	165	Jr.	Wk.	Crestwood, Ky. (South Oldham HS)
5	Malik Williams	F/C	6-11	245	Jr.	2L	Ft. Wayne, Ind. (Snider HS)
10	Samuell Williamson	G/F	6-7	200	Fr.	HS	Rockwall, Texas (Rockwall HS)
11	Quinn Slazinski	F	6-8	215	Fr.	HS	Houston, Texas (Huntington Prep/W.Va.)
12	Hogan Orbaugh	F	6-8	240	Fr.	Wk.	Zionsville, Ind. (Zionsville HS)
13	David Johnson	G	6-5	210	Fr.	HS	Louisville, Ky. (Trinity HS)
20	Josh Nickelberry	G	6-4	200	Fr.	HS	Fayetteville, N.C. (Northwood Temple Acad.)
22	Aidan Igiehon	F	6-10	240	Fr.	HS	Dublin, Ireland (Lawrence Woodmere Acad.)
23	Steven Enoch	C	6-10	255	R-Sr.	1L	Norwalk, Conn. (University of Connecticut)
24	Dwayne Sutton	F	6-5	220	R-Sr.	2L	Louisville, Ky. (UNC Asheville)
30	Ryan McMahon	G	6-0	185	R-Sr.	3L	Sarasota, Fla. (Cardinal Mooney HS)
33	Jordan Nwora	F	6-8	225	Jr.	2L	Buffalo, N.Y. (Vermont Academy)

Pronunciation Guide: Igiehon (ee-GYAY-hawn), Enoch (EE-knock), Nwora (WOR-uh; silent N), Oddo (AW-doe), Slazinski (sluh-ZIN-ski) *will redshirt the 2019-20 season.

■ **Cards Sixth All-Time in the Polls** — Louisville is one of only five schools to be ranked in the AP Top 25 poll at least once during each of the past 17 seasons, excluding preseason polls (*others*: Duke, Gonzaga, Kansas, North Carolina). Louisville has been ranked in the Associated Press poll on 645 occasions, sixth most all-time. UofL has been among the top ten on 297 occasions (10 times this year), including 11 times in the 2016-17 season. Until the first three polls of 2014-15, the last time UofL had not been in the poll was March 5, 2012 -- a year in which UofL advanced to the Final Four. UofL has been ranked among the nation's top 16 in the preseason poll six of the last nine years (5th this year, unranked last year, 16th in 2017-18, 13th in '16-17, unranked in '15-16, eighth in '14-15, third in '13-14, second in '12-13, ninth in '11-12).

■ **Cards Chosen Third in ACC Preseason Poll** — UofL was picked to finish third in the Atlantic Coast Conference in 2019-20 in a preseason media poll with Duke as the league favorite for the third straight year. UofL forward Jordan Nwora was honored as the preseason Player of the Year while North Carolina freshman guard Cole Anthony was chosen the ACC Preseason Rookie of the Year. Louisville finished tied for sixth last season, tied for ninth in 2017-18, tied for second in 2016-17 and was fourth in each of its first two years in the ACC. The 2019 ACC Tournament will be played March 10-14 at Greensboro (N.C.) Coliseum.

■ **Cards Ranked No. 11** — Louisville has been among the top ten of the Associated Press poll on 297 occasions (10 of 12 polls this year) and has been ranked in the top five 134 times (eight this year). With Louisville's No. 3 national ranking in the Dec. 23 Associated Press poll, this is the first season in 53 years that the Cardinals remained in the AP Top 5 through the first eight polls (since the 1966-67 season). Louisville was ranked as the nation's top team in the AP poll for two weeks.

■ **Cards Won 30th Regular Season Tournament Title** — Louisville won its 30th regular season tournament championship when the Cardinals swept the five-team, round-robin 2019 Global Sports Shootout.

Cardinals on Social Media

	Twitter	Instagram
Chris Mack	@CoachChrisMack	
Steven Enoch	@StevenEnoch	@stevenenoch
Aidan Igiehon	@aidanigiehon	@aidanigiehon
David Johnson	@davidjohnson13	@davidjohnson13
Lamarr Kimble	@freshkimble	@freshkimble
Ryan McMahon	@RyanMcMahon	@ryanmcmahon
Josh Nickelberry	@joshnickelberry	@joshnickelberry
Jordan Nwora	@JordanNwora	@jordannwora
Keith Oddo	@keithoddod	@keithoddod
Hogan Orbaugh	@hoganorbaugh	@hoganorbaugh
Darius Perry	@dariusperry	@dariusperry
Quinn Slazinski	@QuinnSlazinski	@quinnslazinski
Dwayne Sutton	@DwayneSutton	@dwaynesutton
Grant Williams		@grantwilliams.4
Malik Williams	@leek_willi	@leek_willi
Samuell Williamson	@SamuellW	@samuellW
Jae'Lyn Withers	@jaelynwithers	@jaelynwithers

'19-20 NATIONAL RANKINGS

Associated Press (Jan. 20)

1	Baylor
2	Gonzaga
3	Kansas
4	San Diego State
5	Florida State
6	Louisville
7	Dayton
8	Duke
9	Villanova
10	Seton Hall
11	Michigan State
12	Oregon
13	Butler
14	West Virginia
15	Kentucky
16	Auburn
17	Maryland
18	Texas Tech
19	Iowa
20	Memphis
21	Illinois
22	Arizona
23	Colorado
24	Rutgers
25	Houston

USA Today (Jan. 20)

1	Gonzaga
2	Baylor
3	Kansas
4	San Diego State
5	Louisville
6	Florida State
7	Dayton
8	Duke
9	Michigan State
10	Seton Hall
11	Villanova
12	Butler
13	Oregon
14	Kentucky
15	West Virginia
16	Auburn
17	Maryland
18	Texas Tech
19	Iowa
20	Memphis
21	Arizona
22	Illinois
23	Wichita State
24	Houston
25	Rutgers

Louisville in the Polls

Date	AP	USAT	Date	AP	USAT
preseason	5	5	Dec. 16.....	3	5
Nov. 11	4	5	Dec. 23.....	3	4
Nov. 18	2	2	Dec. 30.....	7	8
Nov. 25	2	2	Jan. 6.....	13	11
Dec. 2	1	1	Jan. 13.....	11	10
Dec. 9.....	1	1	Jan. 20.....	6	5

■ **Third Time as AP No. 1** — Louisville's No. 1 ranking in the Dec. 2 and 9 Associated Press polls were just its third and fourth times ever ranked as the No. 1 team in the nation in the AP poll. The other two were March 16, 2009 in the final AP poll of the season; and Jan. 14, 2013. UofL entered the NCAA Tournament as the overall No. 1 seed in both of those previous years as AP No. 1. UofL has been ranked as the No. 1 team in the nation in the coaches poll on five occasions, including twice this year. The other three were in the 1986-87 preseason UPI coaches poll; in the ESPN/USA Today poll on March 15, 2009; and in the final USA Today coaches poll of 2012-13 on April 8, 2013.

Three of Louisville's last four coaches have guided the Cards to as high as No. 2 in the AP poll in less than two seasons with the Cardinals.

Name	Date reaching No.	# of AP Polls
Chris Mack	Nov. 18 of 2nd season	23rd
Rick Pitino	Feb. 10 of 2nd season	32nd
Denny Crum	Feb. 28 of 1st season	14th

■ **Guide Online** — The 2019-20 UofL Men's Basketball guide is available in an online or pdf form with the code to the right, or at this link: <https://uofl.me/2nf5lrl>



■ **Cardinal Spurts** — Through its 19 games this season, Louisville has produced 36 runs of 8-0 or better, including an 8-0 run vs. Georgia Tech in its last game. The Cardinals had a season-best 17-0 run both at Miami and vs. Miami (Ohio). UofL has forced its opponents into 46 scoring droughts of three minutes or more, including a stretch of 3:53 vs. Georgia Tech in its last game. A 6:57 scoreless stretch against Miami (Ohio) was the Cards' longest defensive scoreless stretch of the year.

■ **Sutton A Warrior** -- Dwayne Sutton is fourth in the ACC in rebounding (8.7) and sixth in offensive rebounding (2.7). He has grabbed double-digit rebounds in four of the last eight games and on eight occasions this season. He has averaged 9.6 rebounds over the last eight games. He produced his ninth career double-double and fourth of the season with 10 points and 14 rebounds at Notre Dame. He has 29 career double-figure scoring efforts with the Cardinals (10 this year), including 13 points and five rebounds at Duke. He matched a career-high 15 rebounds twice this season: vs. Miami (Ohio) on Dec. 18 and against USC Upstate on Nov. 20. Sutton scored his 1,000th collegiate point against Eastern Kentucky on Dec. 14 and has grabbed 805 career rebounds, including his freshman year at UNC Asheville (he has 666 points and 537 rebounds at UofL). Sutton's career-high 15 rebounds were the most by a Cardinal since Ray Spalding pulled down 16 vs. Grand Canyon on Dec. 23, 2017. He followed that effort with 14 rebounds and 10 points against Akron. His 29 rebounds in those two games combined were the most for a Cardinal since Chinanu Onuaku grabbed as many in a pair of games on Jan. 3 and 7, 2016. Sutton is 20th in the ACC in minutes played (32.0).

■ **McMahon a Long Range Weapon** -- With an impressive three-point percentage of .435, Ryan McMahon has made at least three 3-pointers in seven games this season. He has increased his scoring average from a year ago (8.4 ppg; 7.2 ppg in 2018-19) and his defense has improved dramatically. McMahon passed 600 career points at UofL with seven points and a team-high six assists against Eastern Kentucky on Dec. 14. He has 22 career double-figure scoring outings (654 points now). He has 154 career three-point goals, 15 short of the career top ten at UofL. His .388 career three-point percentage (154-of-397) ranks eighth at Louisville. His .908 career free throw percentage (118-of-130) is the best ever at UofL. McMahon tied a career-high with five 3-pointers against USC Upstate, finishing with 15 points. He has seven double-figure scoring efforts this season and 22 in his career. He scored a season-high 17 points at Notre Dame on Jan. 11, making 3-of-5 three-pointers.

■ **Card Clips** -- Fresh Kimble, who is fifth in the ACC in assists-turnovers ratio (2.15) and 17th in assists (3.1 per game), scored his 1,000 collegiate point against Pitt on Dec. 6 (96 points at Louisville, 958 at St. Joseph's). He handed out his 300th assist against Eastern Kentucky on Dec. 14 for his combined career total. He had 12 points, four assists and two steals at Kentucky ... With the Cardinals' women's basketball team ranked No. 5 in the Jan. 20 AP poll, UofL is one of five with both its men's and women's teams in the top 15 (also Oregon, Baylor, Florida State, Kentucky) and one of eight with both in the Top 25 ... The Cardinals have been ranked in the top five of the AP poll on 132 occasions, including the first eight weeks this year ... Louisville has had at least four players in double figures in 10 of its 19 games this year ... UofL has allowed 25 points or less in 10 halves this season ... Louisville's 70-46 victory over Miami (Ohio) on Dec. 18 was its 161st straight victory when holding the opposition under 50 points ... Louisville missed three or fewer of its free throws as a team in seven games this season. The Cardinals are sixth in the ACC in free throw percentage, connecting on 71.2 percent from the line. UofL shot a school-record 77.7 percent from the free throw line in 2018-19 ... Louisville won its first nine games of the season for the ninth occasion in school history before falling to Texas Tech on Dec. 10 ... UofL started the same five players in the first 13 games of the season before switching to this current group that has started the last five ... UofL is No. 8 in the Sagarin Ratings, No. 8 in ESPN's College Basketball Power Index (BPI), No. 11 in the NET rankings and No. 9 by Ken Pomeroy through Jan. 22.

■ **Radio Poder Will Broadcast Six** — Six UofL home men's basketball games will be broadcast this season in Spanish on Radio Poder (Radio Poder (pronounced po-DARE; 1570 AM/101.9 FM). Saturday's game against Clemson is the one remaining game on the schedule for a Spanish broadcast. Carlos Lucio and Elvis Martinez call the action for the broadcasts in UofL's effort to reach out to the Hispanic community for the last 14 years. All of UofL's home football games over the last 14 years have also been broadcast in Spanish.

■ **Tickets Available** — UofL men's basketball tickets for games in the KFC Yum! Center this season are available in a special group of three ACC home games. Fans can choose any of three remaining ACC home games for \$225 for lower level seats, \$180 for the upper level mezzanine and \$99 for the remaining upper level seats that are available. The cost-saving ticket groups may be requested through the "3-GAME ACC PLAN" link at GoCards.com/mbbtickets. Tickets may also be purchased in person at the UofL Ticket Office, located near Gate 2 of Cardinal Stadium at 2800 South Floyd Street. The ticket office is open weekdays from 9 a.m. until 5 p.m.

Single-game tickets are also available now for all of the Cardinals' remaining home games in the KFC Yum! Center. Cardinal fans may purchase tickets by visiting Ticketmaster online at Ticketmaster.com, calling 1-800-745-3000 or by visiting any Ticketmaster Ticket Center, including the KFC Yum! Center. Convenience fees are applied with Ticketmaster orders. The direct link to purchase tickets through Ticketmaster is here: <https://uofl.me/203TFKK>

■ **Staunch Defense** -- Louisville is 16th in the nation in defensive efficiency by KenPom through games of Jan. 22. The Cardinals have held their opponent to 36 percent shooting or below from the field in 19 of 38 halves this year, limiting opponents to a 37.2 percent accuracy on the season, eighth in the nation. The Cardinals held Miami (Ohio) to just six points over the final nine minutes of the game. UofL allowed Pitt to score just four points over the final 9:11 of its Dec. 6 game. Louisville is 26th in the nation in defensive rebounding, averaging 28.5 boards on the defensive end of the floor. UofL limited its opponent to under 40 percent accuracy for a half on 32 occasions in 2018-19. Steven Enoch is 22nd in blocked shots in the ACC (0.8 per game).

■ **Efficient Offense** -- Louisville produced many impressive shooting performances this year, topping 50 percent accuracy from the field in six games. The Cardinals lead the ACC and are 18th in the nation in three-point percentage (.382) are third in the ACC in field goal percentage (.460). Louisville is 23rd in the nation in adjusted offensive efficiency by KenPom. UofL has made as many as nine three-pointers in a game on 10 occasions this season, including a season-best 12 threes at Pitt on Jan. 14. UofL shot 66.7 percent from the field (30-of-45) vs. North Carolina Central earlier this season, its best since making 70 percent of its field goals vs. No. 16 Tulane on Feb. 27, 1993.

Louisville Career Double-Doubles

Jordan Nwora (13)

Miami (H)	1/7/20	19 pts., 12 reb.
Florida State (H)	1/4/20	32 pts., 10 reb.
Michigan (H)	12/3/19	22 pts., 12 reb.
Miami (A)	11/5/19	23 pts., 12 reb.
Minnesota (N)	3/21/19	10 pts., 11 reb.
Notre Dame (H)	3/3/19	20 pts., 11 reb.
Boston College (A)	2/27/19	13 pts., 12 reb.
Duke (H)	2/12/19	23 pts., 12 reb.
Boston College (H)	1/16/19	32 pts., 10 reb.
Robert Morris (H)	12/21/18	19 pts., 13 reb.
Kent State (H)	12/15/18	13 pts., 10 reb.
Indiana (A)	12/8/18	24 pts., 14 reb.
Tennessee (N)	11/21/18	23 pts., 10 reb.

Dwayne Sutton (9)

Notre Dame (A)	1/11/20	10 pts., 14 reb.
Kentucky (A)	12/28/19	14 pts., 10 reb.
Akron (H)	11/24/19	10 pts., 14 reb.
Indiana State (H)	11/13/19	14 pts., 10 reb.
Wake Forest (A)	1/30/19	17 pts., 10 reb.
Boston College (H)	1/16/19	14 pts., 10 reb.
North Carolina (A)	1/12/19	17 pts., 10 reb.
Pittsburgh (A)	1/9/19	12 pts., 11 reb.
Virginia Tech (A)	2/24/18	17 pts., 11 reb.

Steven Enoch (6)

Miami (H)	1/7/20	12 pts., 10 reb.
Michigan (H)	12/3/19	13 pts., 10 reb.
Youngstown State (H)	11/10/19	17 pts., 14 reb.
Miami (A)	11/5/19	11 pts., 12 reb.
Pittsburgh (H)	1/26/19	12 pts., 11 reb.
North Carolina (A)	1/12/19	17 pts., 11 reb.

Malik Williams (4)

Pittsburgh (H)	12/6/19	13 pts., 11 reb.
Notre Dame (H)	3/3/19	16 pts., 13 reb.
Miami (H)	1/6/19	19 pts., 11 reb.
Lipscomb (H)	12/12/18	10 pts., 13 reb.

Darius Perry (1)

Youngstown State (H)	11/10/19	10 pts., 12 asst.
----------------------	----------	-------------------

■ **Overall Athletics Success** -- UofL teams have experienced considerable success this year. Louisville and Michigan are the only two programs to have collectively reached the postseason this fall in football, men's soccer, women's soccer, field hockey and volleyball. UofL is seventh in the nation in the Learfield IMG College Director's Cup Division I fall standings. The Cardinals are one of eight ACC schools in the top 20 schools in the Director's Cup standings, five more than the next best conference. This is the first time in UofL history that football, men's soccer, women's soccer and field hockey have all participated in postseason competition in the same year. The Cardinals' football team was one of the most improved in the nation, rising to an 8-5 record to date after finishing 2-10 a year ago. Louisville beat Mississippi State 38-28 in the Music City Bowl on Dec. 30. The UofL field hockey team, ranked sixth in the nation, won its first-ever NCAA Tournament game this year before falling in the national quarterfinals. The Cardinals' women's soccer teams reached the NCAA second round and its men's soccer team advanced to the final 16 teams. UofL's volleyball team (22-10) advanced to the final eight teams of the NCAA championship, upsetting No. 2 Texas along the way. Louisville's women's basketball team is 18-1 and ranked among the nation's top ten teams. The Cards' swimming teams are off to terrific starts with the men (10th in the nation) and women's (19th) squads both highly ranked. Through the fall, UofL's men's golf team is ranked 15th in the nation while the women's golf team is among the top 40.

■ **Challenging Schedule** — UofL will play 12 games this season against teams ranked among the nation's Top 25 or those receiving votes in the preseason Associated Press poll, including six games among teams in the top 13 (No. 2 Kentucky, 4 Duke, 9 North Carolina, 11 Virginia twice and 13 Texas Tech; UofL opponents which received votes: Florida State, Notre Dame, Syracuse, NC State, Michigan. Louisville's strength of schedule was fourth in the nation by the final NCAA's NET rankings last season, played eight games against teams ranked among the Top 10 teams in the final AP poll. UofL's schedule this year is the nation's seventh-toughest through games of Jan. 22.

■ **Card File** — Louisville has held a rebounding advantage in 12 of its 19 games this season and have a +5.8 rebounding margin on the season (3rd ACC, 40th in the nation), including seven occasions winning the rebound battle by double digits. However, the Cardinals have been tied (once) or lost the rebounding battle by a single rebound in the last four games. UofL doubled up Indiana State on the boards on Nov. 13 (42-21). UofL outrebounded 24 opponents in 2018-19, including 14 by a margin of nine or more.

Louisville has blocked a shot in 320 of its last 322 games. Steven Enoch is 22nd in the ACC in blocked shots this season (0.9 per game). Malik Williams blocked a shot in 26 of 34 games as a sophomore and led Louisville in blocks with 41 (11th in the ACC). He has 7 blocks in the last five games.

Dwayne Sutton was listed second in a preseason group of 2019-20 "Glue Guys" by NCAA.com ... Fresh Kimble was noted as one of the top ten transfers in the nation by ESPN prior to the season ... Samuel Williamson is the 28th McDonald's All-America selection who signed with UofL.

■ **Success vs. Top 25 Foes** -- Louisville has won 44 of its last 94 against AP ranked opponents, winning at No. 3 Duke on Jan. 18 in its last Top 25 matchup. UofL has a 61-63 record against Top 25 teams over the last 12 years (2-2 this year, 4-8 last year). UofL has been victorious 10 of the last 29 times it has faced an AP top-five foe. UofL has won 23 of its last 54 games when facing Top 10 teams, spanning the last 12 years. Winning at No. 12 North Carolina on Jan. 12 last year marked UofL's first road victory over a Top 15 team since winning 58-57 at No. 7 Cincinnati on Feb. 22, 2014.

■ **Comeback Cards** — UofL recovered from a nine-point first-half deficit to win at Pittsburgh on Jan. 14 and 11 points in the second half vs. Georgia Tech on Jan. 22. Over the last nine seasons, UofL has recovered from nine or more points down to win on 33 occasions, including three occasions last season. UofL recovered from a 15-point first-half deficit to win its ACC opener against Miami last season. It was the largest deficit overcome in victory since the Cardinals came back from a 17-point deficit to win at No. 23 Florida State (1-10-18). Louisville fought back from a 12-point first-half deficit at Seton Hall last year and trailed by nine in the second half.

■ **Boston College Awaits Next** — Louisville plays its first of two straight on the road as the Cardinals face the Boston College Eagles in Chestnut Hill, Mass. on Wednesday, Jan. 29 at 9 p.m. ET (ACC Network). The Eagles (9-9, 3-4 ACC) have dropped their last four games, including a 74-72 loss at Pitt on Jan. 22 in their last game, their third straight on the road. Boston College will play a home game against Virginia Tech on Jan. 25 prior to facing the Cardinals. Louisville leads 7-4 in its series against Boston College, winning six of the last seven meetings. The teams split last year's two matchups, with Louisville winning 80-70 in the KFC Yum! Center behind Jordan Nwora's season-high 32 points (1-16-19); and the Eagles prevailing 66-59 at Boston College as the Cardinals shot just 32.8 percent from the field (2-27-19). Boston College is No. 154 in the Sagarin Ratings, No. 162 in the NET rankings, No. 174 in ESPN's College Basketball Power Index (BPI) and No. 169 by Ken Pomeroy through Jan. 22.

ATLANTIC COAST CONFERENCE

(Standings through Jan. 24)

School	ACC	Overall	Streak
Louisville.....	7-1.....	16-3	W 5
Florida State.....	6-1.....	16-2	W 9
Duke.....	6-2.....	16-3	W 1
NC State.....	5-3.....	14-5	W 3
Virginia Tech.....	5-3.....	14-5	W 1
Syracuse.....	5-3.....	12-7	W 4
Pittsburgh.....	4-4.....	13-6	W 2
Virginia.....	4-4.....	12-6	L 1
Clemson.....	4-4.....	10-8	W 1
Boston College.....	3-5.....	9-10	L 4
Georgia Tech.....	3-6.....	8-11	L 3
Notre Dame.....	2-5.....	11-7	L 1
Miami.....	2-6.....	10-8	L 3
Wake Forest.....	2-6.....	9-9	L 1
North Carolina.....	1-6.....	8-10	L 5

Upcoming ACC Games



Saturday, January 25

Miami at North Carolina - ESPN/2/U/ACCN.....	Noon
Pitt at Syracuse - ESPN/2/U/ACCN.....	Noon
Virginia Tech at Boston College - ESPN/2/U.....	2 PM
Clemson at Louisville - RSN.....	2 PM
NC State at Georgia Tech - RSN.....	4 PM
Notre Dame at Florida State - ACCN.....	8 PM

Sunday, January 26

Virginia at Wake Forest - ACCN.....	Noon
-------------------------------------	------

Monday, January 27

North Carolina at NC State - ESPN.....	7 PM
--	------

Tuesday, January 28

Florida State at Virginia - ESPN/2/U.....	7 PM
Syracuse at Clemson - RSN.....	7 PM
Morehouse at Georgia Tech - ACCNX.....	7:30 PM
Virginia Tech at Miami - ACCN.....	8 PM
Pitt at Duke - ESPN/U.....	9 PM

Louisville in ACC Statistics (through Jan. 24)

Team Statistics	All	Rank	ACC	Rank
Scoring Offense.....	74.5	5	72.1	3
Scoring Defense.....	62.3	3	65.6	6
Scoring Margin.....	+12.2	2	+6.5	4
FT Percentage.....	.712	6	.690	10
FG Percentage.....	.460	3	.443	4
FG Pct. Defense.....	.372	2	.404	4
3-Pt. Percentage.....	.382	1	.430	1
3-Pt. Percentage Defense.....	.292	2	.331	7
Rebounding Margin.....	+5.8	3	+2.8	4
Blocked Shots.....	3.1	11	4.0	5
Assists.....	14.5	5	13.9	6
Steals.....	5.4	14	6.3	8
Turnover Margin.....	-0.6	12	0.0	8
Assists-Turnover Ratio.....	1.17	6	1.11	7
3FG Made.....	7.9	5	8.5	5

Individual Stats (All Games)

Scoring		9. Jordan Nwora..... 77.8	
2. Jordan Nwora	19.1	Rebounding	
Field Goal Percentage		4. Dwayne Sutton.....	8.7
5. Jordan Nwora	46.2	11. Jordan Nwora.....	7.4
3-Pt Field Goals Made		19. Malik Williams.....	6.4
7. Jordan Nwora.....	2.4	20. Steven Enoch.....	6.3
9. Ryan McMahon.....	2.1	Offensive Rebounding	
Assists/Turnovers Ratio		6. Dwayne Sutton.....	2.7
5. Fresh Kimble.....	2.15	Defensive Rebounding	
10. Darius Perry.....	1.94	4. Dwayne Sutton.....	6.1
Assists		7. Jordan Nwora.....	5.5
13. Darius Perry.....	3.5	Minutes Played	
17. Fresh Kimble.....	3.1	15. Jordan Nwora.....	33.1
		20. Dwayne Sutton.....	32.0

Louisville in NCAA Statistics

Nat'l. (through Jan. 22)

Rank	Category	Stat
8	FG Percentage Defense	.372
18	3-Pt Field Goal Pct.	.382
23	Scoring Margin	+12.2
26	Defensive Rebounds/game	28.5
31	3-Point FG Defense	.292
36	Rebounds per game	39.5
38	Scoring Defense	62.3
40	Rebound Margin	+5.8
64	Assists-Turnovers Ratio	1.17
65	Field Goal Percentage	.460
80	Turnovers per game	12.4
84	Assists per game	14.5
99	3-Point FGs per game	7.9

■ **Nwora Received Abundance of Preseason Acclaim** — Louisville forward Jordan Nwora received considerable acclaim this season. He was named a first-team preseason All-American by the Associated Press, The Sporting News, CBS Sports, NBC Sports, Athlons, the Blue Ribbon Basketball Yearbook and a second team selection by Street & Smith's Basketball Yearbook. Nwora was honored as the preseason ACC Player of the Year in a vote of league media and several national publications.

Nwora is among 20 players on the preseason watch list for the 2020 NABC Division I Player of the Year powered by ShotTracker. He is one of 50 players listed to watch during the season-long competition for the 2020 Citizen Naismith Trophy Men's Player of the Year honor presented by The Atlanta Tipoff Club. A list of the midseason 30 will be released in early February, followed by the 10 national semifinalists and four finalists on March 5, 2020, and March 17, 2020, respectively.

Nwora is among the midseason top 25 watch list for the John Wooden Award presented by Wendy's, including the early front-runners for the Wooden Award All American Team and Most Outstanding Player Award. He is one of 30 players on the midseason watch list for the 2019-20 Lute Olson Award, presented annually to the nation's top Division I player.

Nwora is one of 46 players selected by the U.S. Basketball Writers Association for its initial watch list for the Oscar Robertson Trophy, presented to the men's national player of the year. A second watch list will be released in January.

Nwora was recognized on Jan. 16 as a mid-season All-American by The Sporting News.

■ **Nwora, Enoch Candidates for National Awards** — UofL's Jordan Nwora is among 20 watch list members for the 2020 Julius Erving Small Forward of the Year Award, while center Steven Enoch is among the 20-player watch list for the 2020 Kareem Abdul Jabbar Center of the Year Award. The annual awards are in their sixth year being presented by the Naismith Memorial Basketball Hall of Fame. Nwora was noted as the top small forward in the nation by NCAA.com's Andy Katz.

For both awards, a national committee comprised of top college basketball personnel determined the watch lists. By mid-February, the watch list of players for the awards will be narrowed to 10. In March, five finalists will be presented to Erving, Jabbar and the Hall of Fame's selection committee. The award winners will be presented at the ESPN College Basketball Awards Show presented at *The College Basketball Awards presented by Wendy's* in Los Angeles on Friday, April 10, 2020.

■ **Returning Production** -- With six of its top seven scorers returning including three starters (F Jordan Nwora, F Dwayne Sutton, C Malik Williams), Louisville returned most of its production from the Cardinals' successful 2018-19 squad, including three-quarters of its scoring and rebounding. Last season, UofL's six returning lettermen accounted for 76 percent of the Cardinals' scoring (1925 of 2536 points), 74 percent of its rebounding (960 of 1297), 51 percent of its assists (232 of 458), 84 percent of its three-point goals, 89 percent of its blocked shots (88 of 99), 71 percent of its steals (106 of 149) and 67 percent of the total minutes played (4617 of 6900). Two starters departed, including a pair of graduate transfer guards in Christen Cunningham, a team co-captain who was third in the ACC in assists (4.9) and was the Cardinals' No. 2 scorer (10.1 ppg); and Khwan Fore, who started the last 20 games of the season while averaging 3.3 points per game.

■ **Cards Have 17 Straight 20-Win Seasons** — Louisville is one of four Division I schools in the nation which has won 20 or more games in each of the past 17 seasons. Reaching over 20 victories last season and extending their streaks are Kansas (30), Duke (23), Gonzaga (21) and Louisville (17). UofL has won at least 19 games in 45 of the last 49 years. However, the NCAA Committee on Infractions' vacation of 123 victories in four of those years (2011-15) negates the official results.

■ **Cards Finished Sixth in ACC in 2018-19** — Louisville posted a 10-8 record in its fifth season in the Atlantic Coast Conference in 2018-19, finishing in a tie for sixth in the league. Virginia and North Carolina shared the ACC regular season championship while Duke won the tournament title. Louisville has won at least nine league games for 13 straight seasons. The Cardinals have finished in the top three in its conference eight of the last 15 years. UofL has won 22 regular season conference championships (American 1, Big East 2, Conference USA 1, Metro 12, Missouri Valley 6). Louisville has won its conference championship or finished second in 27 of the last 44 years, including six of the last 15 years. Louisville was the No. 7 seed in the postseason ACC tournament and fell to North Carolina in the quarterfinals of the event played in Charlotte, N.C. The Cardinals gained an important ACC road victory to start this season, winning 87-74 at Miami in the first basketball game televised on the new ACC Network and won its ACC home opener vs. Pittsburgh on Dec. 6.

CHRIS DORTCH'S BLUE RIBBON COLLEGE BASKETBALL YEARBOOK



CARD FILE

■ Louisville has five fifth-year seniors or graduates on its 2019-20 roster for the first time in school history: **Steven Enoch, Fresh Kimble, Ryan McMahon, Keith Oddo and Dwayne Sutton**. On the other end of the spectrum, Louisville's 10 freshmen -- including six scholarship freshmen, three walk-ons (one graduate transfer walk-on) and a scholarship graduate transfer -- is tied for the 11th-most newcomers in the nation.

■ Louisville was ranked in the top 10 of most early preseason rankings, including as high as **No. 2 in the nation**. UofL returns six of its top seven scorers and has a Top 10 recruiting class.

■ **Jordan Nwora** gained early accolades as a preseason first-team All-America selection. He became Louisville's 69th career 1,000-point scorer on Jan. 4 with 32 points vs. Florida State.

■ Louisville made its 39th NCAA Tournament appearance in 2019. The Cards have reached the Sweet 16 on 17 occasions, have advanced to the Elite Eight 11 times, Final Four eight times, and won NCAA Championships in 1980 and 1986. Louisville is seventh in NCAA Tournament appearances (39), ninth in tournament victories (61) and sixth in tournament games (102). UofL Coach Chris Mack has an 11-9 record in nine NCAA Tournament appearances.

■ Louisville's 2019 signing class was ranked **ninth in the nation** by ESPN.com, 10th by Rivals.com and 11th by 247sports.com.

■ **Dwayne Sutton** has scored in double figures on 30 occasions. He has nine career double-doubles, including four this season. He has rebounded in double figures in eight games this year.

■ UofL faced the fourth-toughest schedule in the nation in 2018-19 (11th-toughest non-conference schedule). UofL was one of four schools in the nation to have played at least 12 games vs. schools in the nation's Top 25 entering the NCAA Tournament.

UofL Statistical Comparison

	Wins	Losses	Home	Away/Neutral
Record	16-0	0-3	11-1	5-2
Scoring Average.....	76.5	64.0	76.0	72.0
Points Allowed	59.9	75.3	58.6	68.7
Scoring Margin	+16.6	-11.3	+17.4	+3.3
FG Percentage476	.379	.477	.432
Opp. FG Percentage ..	.354	.471	.354	.401
3-Pt. Percentage401	.286	.386	.362
FT Percentage733	.610	.710	.714
Rebound Margin	+6.8	+1.0	+8.2	+1.9
Turnover Margin	-0.2	-2.7	-0.2	-1.1

UofL Statistical Comparison by Halves

	1st Half	2nd Half
Scoring Average.....	36.7	36.7
Points Allowed	28.1	32.9
Scoring Margin	+8.6	+3.8
FG Percentage452	.469
Opp. FG Percentage371	.371
3-Pt. Percentage410	.350
FT Percentage715	.718
Rebound Margin	+2.6	+3.1
Turnover Margin	+0.9	-1.4

■ **Impressive Academic Performance** -- While the UofL men's basketball team has performed well on the court, the Cardinals have excelled in the classroom as well. Louisville has received an NCAA Public Recognition Award six of the last seven years for ranking among the top 10 percent in men's basketball in the Academic Progress Rate (APR), which measures academic eligibility, retention and graduation for student-athletes. Louisville is one of just nine Division I schools in the nation, including only two from Power Five conferences (Louisville and Stanford), which have earned the APR recognition in at least six of the last seven years. UofL is one of only nine Division I schools in the nation to have perfect men's basketball multi-year APR scores in at least four of the past six years.

The men's basketball team has attained a collective 3.0 GPA for 21 of the last 23 semesters, including a 3.176 cumulative team mark for the Spring 2019 semester. Ten of 16 Cardinals earned a 3.0 GPA or better in the UofL Fall 2019 semester. The Cardinals produced a collective 3.265 grade point average for the 2018-19 academic year. A league-high six Cardinals were named to the 2019 All-ACC Academic Team and UofL has produced an ACC-best 31 selections over its five years in the league. Prior to entering the ACC, UofL's men's basketball team earned four straight league Team Academic Excellence Awards, recognizing the highest collective grade-point averages in each of the conference sports (2014 American Athletic Conference, 2011-13 Big East).

■ **Cardinals Placed Six on 2019 All-ACC Academic Team** -- A league-high six UofL men's basketball players were honored on the 2019 All-ACC Academic Men's Basketball team. Earning the honor for the Cardinals were Christen Cunningham, Steven Enoch, V.J. King, Ryan McMahon, Jordan Nwora and Darius Perry. The six selections for Louisville were the most for any school on the 25-member team. Virginia Tech had four selections. UofL placed five members on the team last year, six in 2016-17 and seven in its first two ACC seasons, an ACC-best 31 selections in the last five years. To be eligible for consideration, a student-athlete must have earned a 3.00 grade point average for the previous semester and maintained a 3.00 cumulative average during his academic career. It was the third straight year that King earned the recognition and the second for Nwora and Perry.

■ **Six Earn Degrees in 2019** -- Six Cardinals, including three who earned advanced degrees, graduated in the spring or summer of 2019. UofL men's basketball 2019 graduates include Akoy Agau (master's in business administration), Christen Cunningham (master of science in sport administration), Steven Enoch (bachelor of arts in communication), Khwan Fore (MS, sport administration), Ryan McMahon (BS, marketing) and Dwayne Sutton (BS, sport administration). V.J. King is close to completing his degree in sport administration.

■ **Three Million Fans** — Louisville passed the three million mark in total home attendance in the KFC Yum! Center on Jan. 21, 2018. A total of 3,625,644 fans have flocked to the spectacular arena to watch UofL play in its 10 seasons. Louisville's average home attendance of 16,601 in 2018-19 was the sixth-largest in the nation. Louisville has ranked among the top six nationally in average home attendance each of the last 38 years. UofL has averaged 19,921 fans per game in its 10 years in the KFC Yum! Center.

■ **Cards vs. Non-Conference Foes** -- Louisville has won 81 of its last 85 non-conference games at home in the KFC Yum! Center, spanning the last 10 seasons. The Cardinals won 35 straight over non-conference opponents between falling to Kentucky on Dec. 27, 2014 and its previous home non-conference loss on Dec. 31, 2010 to Kentucky. The other four non-conference losses UofL has suffered in the KFC Yum! Center were a 52-46 setback at the hands of Drexel on Dec. 14, 2010; 79-77 to Seton Hall on Dec. 3, 2017; 79-56 to Mississippi State on March 20, 2018; and 71-58 to Kentucky on Dec. 29, 2018. In its 10th season in the spectacular KFC Yum! Center, Louisville has an overall 154-25 record in home games, including an 89-6 record against non-conference opponents. The Cardinals have won 45 of their last 48 home games against non-conference opponents.

■ **17 Sweet 16s for Cards** — Louisville is tied for ninth with 17 Sweet 16 appearances since the NCAA began Sweet 16 records in 1975. The Cardinals reached four additional Sweet 16s that were later vacated. (UofL years in Sweet 16: 1975, 1978, 1979, 1980, 1982, 1983, 1984, 1986, 1988, 1989, 1993, 1994, 1996, 1997, 2005, 2008, 2009; Sweet 16 appearances in 2012, 2013, 2014, and 2015 were vacated). The Cardinals have won seven of their last eight regional semifinal games.

■ **Cardinals Have Reached 11 Elite Eights** -- Louisville has reached the NCAA Elite Eight on 11 occasions, tied for seventh nationally. The Cardinals reached three additional Elite Eights that were later vacated. The NCAA recognizes Elite Eight records since 1951, the first year that all teams in the tournament would be required to win at least one game to advance to the Elite Eight. (UofL years in Elite Eight: 1959, 1972, 1975, 1980, 1982, 1983, 1986, 1997, 2005, 2008, 2009; Elite Eight appearances in 2012, 2013, and 2015 were vacated). The Cardinals have a 10-4 record in regional championship games.

CARDINAL CLIPS

■ Louisville has finished among the nation's Top 25 teams in seven of the last nine years. Louisville has been ranked on 645 occasions in the Associated Press poll, sixth all-time.

■ Louisville has **75 NBA Draft selections**, including eight in the last six years (Ray Spalding the latest in 2018 as the 56th overall pick). Former UofL and current Utah Jazz guard Donovan Mitchell was the 2018 NBA Dunk Contest winner and was runner-up for the NBA Rookie of the Year.

■ Louisville has been the highest rated television market for college basketball for the last 17 years.

■ Louisville is **one of only five schools** to be ranked in the AP Top 25 poll at least once during each of the past 17 seasons, excluding preseason polls (*others*: Duke, Gonzaga, Kansas, & North Carolina).

■ Louisville is one of just four schools which have won 20 or more games on the court in each of the **last 17 seasons** (also Kansas, Duke and Gonzaga). However, the NCAA Committee on Infractions' vacation of 123 victories in four of those years (2011-15) negates the official results.

■ Louisville has attracted over **3.6 million fans** in its first 10 years in the spectacular KFC Yum! Center. The Cardinals have ranked in the top six nationally in home attendance for the last 38 consecutive years (16,601 in 2018-19).

■ Six Cardinals were named to the 2019 All-ACC Academic Team (**ACC-best 31 selections** over 5 years). A total of **10 of 16** student-athletes earned a 3.0 or better GPA for the most recent UofL Fall 2019 semester. The Cardinals have produced a 3.0 or better GPA in 20 of the last 22 semesters. UofL is one of only two Division I schools in the nation to have perfect men's basketball multi-year Academic Progress Rate (APR) scores in four of the past five years.

■ Over the last six years, UofL held 76 opponents under 40 percent shooting from the field, 41 under 36 percent and 19 under 32 percent. Over the last six seasons, Louisville has held 62 opponents below 60 points, including 16 below 50.

■ Louisville's strength of schedule has been among the top 16 toughest in the nation by the RPI in 10 of the past 12 years. The 2018-19 slate was the fourth-toughest overall by the NCAA's NET. UofL's current schedule is ranked No. 7 by the NET through Jan. 19.

■ Louisville has participated in postseason competition in 49 of the last 54 years.

■ Louisville is **second in the nation** with 69 1,000-point career scorers (behind North Carolina's 76). Forward Jordan Nwora (1,099 career points, currently No. 56 all-time at Louisville) reached that mark in his third season on Jan. 4 with 32 points vs. Florida State.

■ **Jordan Nwora** was the **third-most improved scorer in the nation** in 2018-19 with his 17.0 scoring average (sixth in the ACC) up 11.3 ppg from his 5.7 average as a freshman. He scored 20 or more points on 13 occasions last season and had nine double-doubles (three of the last six games). His 77 three-pointers last year were the 10th-most in a single season at Louisville.

NCAA Sweet 16 Appearances (since 1975)

North Carolina	29
Duke	27
Kentucky*	27
Kansas	23
UCLA*	19
Syracuse*	19
Arizona	18
Michigan State	18
Louisville*	17
Indiana	17
*does not include vacated appearances	

NCAA Elite Eight Appearances (since 1951)

Kentucky	34
North Carolina	26
Duke	22
Kansas	22
UCLA*	20
Michigan State	14
Louisville*	11
Arizona	11
UConn	11
Indiana	11
Villanova	11
*does not include vacated appearances	

■ **Eight NBA Draft Picks in Last Seven Years** -- A total of 75 former Louisville players have been selected in the NBA Draft, including eight in the last six years. UofL is eighth in the nation with 25 first-round draft picks and Louisville is one of just 10 schools in the nation with 70+ draft picks. A total of 17 former UofL players have played in the NBA over the last seven years.

The Cardinals' last NBA draft selection was Ray Spalding, who was selected by the Philadelphia 76ers in the second round of the 2018 NBA Draft with the 56th pick overall. He was subsequently traded to the Dallas Mavericks, where he started the season as a rookie in 2018-19. He is currently with the Phoenix Suns.

In addition to Spalding, those recent picks include Donovan Mitchell (2017, 1st round, 13th overall selection, Denver Nuggets), Chinanu Onuaku (2016, 2nd, 37th, Houston Rockets), Terry Rozier (2015, 1st, 16th, Boston Celtics), Montrezl Harrell (2015, 2nd, 32nd, Houston Rockets), Russ Smith (2nd, 47th, Philadelphia 76ers), Gorgui Dieng (2013, 1st, 21st, Utah Jazz) and Peyton Siva (2013, 2nd, 56th, Detroit Pistons).

In addition, former Cardinal Mangok Mathiang made the Charlotte Hornets team in 2017 as an undrafted free agent following his senior season at UofL. Mitchell won the 2018 Verizon NBA Slam Dunk Contest on Feb. 18 and was runner-up for the 2018 NBA Rookie of the Year.

Louisville has produced 25 first-round NBA Draft choices, including 12 in the top ten and six among the top three picks (Pervis Ellison first in 1989; Wes Unseld second in 1968; Darrell Griffith second in 1980; Charlie Tyra second in 1957; Rodney McCray third in 1983; George Hauptfuhrer

■ **Eight Former UofL Assistants Are Head Coaches** -- Eight former Louisville assistant coaches are active head coaches. The list includes Mike Balado at Arkansas State, Mick Cronin at UCLA;

Scott Davenport at Bellarmine; Kevin Keatts at NC State, Steve Masiello at Manhattan; Greg Paulus at Niagara, Richard Pitino at Minnesota and Kevin Willard at Seton Hall. Seven former UofL assistants have guided their teams to NCAA Tournament appearances over the last five years (since 2014; Cronin, Davenport, Keatts, Masiello, Marvin Menzies, Pitino and Willard).

■ **Cardinals Regularly Face Difficult Schedule** — The Cardinals have played a schedule ranked among the top 16 toughest by the ratings percentage index or the recent NCAA NET ranking in 10 of the past 12 seasons. Louisville faced one of the nation's most difficult schedules in 2018-19, with the Cardinals' schedule ranked as the fourth-toughest in the nation in the NET and its non-conference schedule was the 11th-strongest slate. Louisville is one of six schools in the nation to have played 11 games against AP Top 25 opponents entering the NCAA Tournament, including six in the Top 10. Louisville and Duke played more NCAA Sweet 16 teams (eight) and the Cardinals' 11 games against those teams was the third-most in the nation. Last year, Louisville played 21 of its 33 games entering the NCAA Tournament against teams that advanced to postseason play.

Louisville RPI/NET & Strength of Schedule Last 13 Years

Year	NET	SOS
2019-20	11	22
2018-19	22	4
Year	RPI	SOS
2017-18	42	10
2016-17	11	3
2015-16	16	38
2014-15	19	16
2013-14	16	49
2012-13	2	4
2011-12	10	2
2010-11	17	11
2009-10	45	11
2008-09	7	12
2007-08	10	4

Cardinals in the NCAA Tournament

■ Louisville made its 39th NCAA Tournament appearance in 2019. The Cards have reached the Sweet 16 on 17 occasions and have advanced to the Elite Eight 11 times. Louisville is seventh in NCAA Tournament appearances (39), ninth in tournament victories (61) and sixth in tournament games (102). UofL has a 61-41 overall NCAA Tournament record, reaching the Final Four eight times. *(Louisville had 43 NCAA Tournament and 21 Sweet 16 appearances before four of each in 2012, 2013, 2014 and 2015 -- plus three Elite Eights and a 15-3 record -- were vacated by the NCAA Committee on Infractions.)*

■ Louisville is tied for eighth with 17 Sweet 16 appearances since the NCAA began Sweet 16 records in 1975 (years: 1975, 1978, 1979, 1980, 1982, 1983, 1984, 1986, 1988, 1989, 1993, 1994, 1996, 1997, 2005, 2008, 2009; Sweet 16 appearances in 2012, 2013, 2014, and 2015 were vacated).

■ Louisville is tied for seventh with 11 Elite Eight appearances since the NCAA began Elite Eight records in 1951 (years: 1959, 1972, 1975, 1980, 1982, 1983, 1986, 1997, 2005, 2008, 2009; Elite Eight appearances in 2012, 2013, and 2015 were vacated).

■ UofL Coach Chris Mack has an 11-9 record in his ninth NCAA Tournament appearance (the last six straight years), including reaching the Sweet 16 on four occasions and the Elite Eight in 2017. All but the 2019 appearance occurred when he was the head coach at Xavier, where he guided the Musketeers to the school's first-ever No. 1 NCAA Tournament seed in 2018.

All-Time NCAA Final Four Appearances

North Carolina.....	20
UCLA.....	17
Kentucky.....	17
Duke.....	16
Kansas.....	14
Ohio State.....	11
Michigan State.....	10
Louisville.....	*8
Indiana.....	8

UofL in the NCAA Tournament *

NCAA Tournament Appearances.....	39
All-Time NCAA Tourn. Record.....	61-41
Sweet 16 Appearances.....	17
Elite Eight Appearances.....	11
Final Four Appearances.....	8
NCAA Championships.....	2
Mack's NCAA Tourn. Record.....	11-9
Mack's NCAA Tourn. Appearances.....	9

* does not include a 15-3 record, four NCAA Tournament, four Sweet 16, and three Elite Eight appearances in 2012-15 -- plus the 2012 and 2013 Final Fours and 2013 NCAA Title

Cardinals Active in Professional Basketball

Name	Yrs. @ UofL	2019-20 Team
Gorgui Dieng	'10-13	Minnesota Timberwolves
Montrezl Harrell	'12-15	Los Angeles Clippers
Damion Lee	'15-16	Golden State Warriors
Donovan Mitchell	'15-17	Utah Jazz
Terry Rozier	'13-15	Charlotte Hornets
Ray Spalding	'15-18	Charlotte Hornets
NBA G League		
Deng Adel	'15-18	Canton Charge
Wayne Blackshear	'11-15	Maine Red Claws
VJ King	'16-19	Westchester Knicks
Foreign Teams		
Akoy Agau	'18-19	Libertadores de Queretaro (Mexico)
Chane Behanan	'11-14	Ramat Gan Givatayim (Israel)
Rakeem Buckles	'09-12	Hapoel Haifa (Israel)
Earl Clark	'06-09	San Pablo Burgos (Spain)
Christen Cunningham	'18-19	Split (Croatia Premier)
Taquan Dean	'02-06	Béarnais Pau-Orthez (France)
(now Taqwa Pinero)		
Khwan Fore	'18-19	Koop Spor (Cypress)
Tony Hicks	'16-17	Rostock (Germany)
Terrence Jennings	'08-11	Hitech Bangkok (Thailand)
Jaylen Johnson	'14-17	Hapoel Holon (Israel)
Chris Jones	'13-15	Valur (Iceland)
Preston Knowles	'07-11	Mono Vampire (Thailand)
Kyle Kuric	'08-12	FC Barcelona Lassa (Spain)
Trey Lewis	'15-16	Gravelines-Dunkerque (France)
Anas Mahmoud	'14-18	Al Zamalek (Egypt)
Mangok Mathiang	'13-17	Bahçesehir Kolejia (Turkey)
Alhaji Mohammed	'01-03	U-BT Cluj-Napoca (Romania)
Larry O'Bannon	'01-05	CD Valdivia (Chile)
Chinanu Onuaku	'14-16	DB Promy (South Korea)
Juan Palacios	'04-08	Estudiantes (Spain)
Samardo Samuels	'08-10	Panionios (Greece)
Peyton Siva	'09-13	Alba Berlin (Germany)
Chris Smith	'11-13	Chicago (Euro S. League)
Jerry Smith	'06-10	Ifestos Limnou (Greece)
Russ Smith	'10-14	Guizhou White Tigers (China)
Quentin Snider	'14-18	Rotterdam (Netherlands)
Edgar Sosa	'06-10	Hapoel Gilboa Galil (Israel)
Kevin Ware	'11-14	Korihait (Finland)

Louisville Preseason Conference

Player of the Year, Last 17 Years

Name	Conference	Year
Francisco Garcia	C-USA	2003-04
Francisco Garcia	C-USA	2004-05
Peyton Siva	Big East	2012-13
Russ Smith	AAC	2013-14
Jordan Nwora	ACC	2019-20

■ Louisville Top College Basketball Market

-- Louisville is consistently the highest-rated television market for college basketball on ESPN. Louisville has been the top market each of the last 17 years and every year since ESPN began tracking the data. Louisville's average 4.2 rating for the 2018-19 season led all markets and was well ahead of second-place Knoxville, which averaged a 2.9 rating. The remaining top five was Raleigh-Durham (2.8), Greensboro-High Point (2.7) and Kansas City (2.5). The Cardinals' NCAA Sweet 16 game against Kentucky in 2014 drew a 51.5 rating and 73 share, making it the second highest-rated event in Louisville television history. UofL's 2013 NCAA Championship game vs. Michigan (later vacated) is the top-rated television event all-time in the Louisville market. Louisville was No. 3 ESPN market for women's basketball in 2019 (0.5) and was the No. 11 ESPN/ABC market for college football in 2016 (3.5 average rating).

■ **Cards Have Had Productive Defense** — Recent Louisville teams have been known for their defensive intensity and second-year UofL Coach Chris Mack has kept the Cardinals' strong defensively. Louisville was 22nd in the nation in Ken Pomeroy's adjusted defensive rankings last season. Last season, the Cardinals were 30th in the nation in field goal percentage defense (.408), 30th in defensive rebounds per game (27.9), and 57th in three-point field goal percentage defense (.320).

UofL has limited 62 opponents over the last six seasons under 60 points (76 in the last seven years), including 15 times below 50 (three this year). Seventeen of Louisville's 34 opponents in 2018-19 shot below 40 percent from the field, including 10 of its 18 ACC opponents.

Louisville has ranked among the nation's top 30 in field goal percentage defense in 13 of the past 17 years, including the 2018-19 percentage of .408, which was 30th in the nation. Over the last six years, UofL has held 76 opponents under 40 percent shooting from the field (14 this year, 17 in 2018-19), 41 under 36 percent and 19 under 33 percent.

■ **Statistical Trends** — UofL is 208-12 over the last 18 seasons when scoring 80 or more points (5-0 this year, 11-2 last year, 12-0 in 2017-18, 11-1 in 2016-17, 10-0 in 2015-16) ... Over the past 18 years, Louisville is 159-7 when shooting 50 percent or better from the field (7-0 this year, 6-0 last year, 9-1 in 2017-18, 8-0 in 2016-17, 14-0 in 2015-16) ... UofL is 372-55 when holding its opponent below 70 points over the past 18 years (13-0 this year, 13-4 last year, 15-2 in 2017-18, 18-2 in 2016-17, 19-1 in 2015-16).

■ **Seven of Last Nine NCAA Champions Have Played in Louisville** - The eventual national champion has played in Louisville's home arena, the KFC Yum! Center, in seven of the arena's nine seasons in existence. Louisville faced eventual champions Connecticut (2011, 2014), Duke (2015) and Virginia (2019) in home games. Kentucky won a pair of games in the 2012 second and third rounds in the KFC Yum! Center, 2016 Champ Villanova won the NCAA South Regional in Louisville, and UofL won the 2013 itself. UofL played 2017 Champion North Carolina, but it was in Chapel Hill.

■ **Garcia Joins UofL Hall of Fame** — Francisco Garcia, the top scorer on the Cardinals' 2005 NCAA Final Four team who played 10 years in the NBA, was one of six outstanding individuals inducted into the University of Louisville Athletics Hall of Fame on Oct. 25. The 2019 induction class also included Wesley Korir, an All-America distance runner who holds multiple UofL records and finished third in the 5000-meter event at the 2007 NCAA Outdoor Championship; Cindy LaCrosse, UofL's first All-American in women's golf who earned the highest finish for a Cardinal in the NCAA Championship; Angel McCoughtry, the Cardinals' career leader in scoring, rebounding and steals who led UofL to its first NCAA title game in 2009; Eric Wood, a four-year starter at center on the Cardinals' offensive line and nine-year NFL veteran with 120 career starts; and Lacy Wood, UofL's first softball All-American who helped the Cardinals to three NCAA regional appearances.

Garcia (2002-05 at UofL) scored 1,413 points in three seasons (No. 26 all-time at UofL), helping the Cardinals to a combined 78-22 record. He was the leading scorer (15.7 ppg) on the Cardinals' 2005 NCAA Final Four team, UofL's first Final Four in 19 years. Louisville won its first Conference USA championship that year when Garcia was a John Wooden first team and NABC second team All-America selection. He was twice honored on the All-Conference USA team (2003-04, 2004-05) and was the C-USA Freshman of the year in 2002-03. He set the UofL single-game assists record holder with 15 against Murray State (1-3-04). Garcia was the No. 23 overall pick in the first round of the 2005 NBA Draft and played 10 years in the NBA with the Sacramento Kings and Houston Rockets, scoring over 4,000 career points.

■ **Cards Have Been Tough on the Road** — UofL has a 82-58 record over the last 14 years on its opponent's home court (.586). Louisville has posted a 26-23 conference road record in its six years in the ACC (4-0 this year, 4-5 in 2018-19). UofL had the most road victories of any school in Big East Conference games over its last seven years in that league and was a league-best 8-1 in its road games in The American during the 2013-14 season. The Cards have a 72-47 record in conference games on the road over the last 14 seasons (.605). In neutral site games, Louisville has a 40-15 record over the last six years (.727) and a 50-22 neutral site record over the last nine years (.694).

■ **Nwora Gained International Experience** -- Jordan Nwora has been a member of the Nigeria national team in two international events over the last two years. In the 2018 FIBA World Cup African Qualifiers June 29-July 1 in Lagos, Nigeria, he averaged 21.7 points and 8.0 rebounds. He totaled 36 points, five rebounds, four assists and four steals for Nigeria in a 93-53 victory over Mali on July 1, 2018. His 36 points is the most ever scored by a Nigerian player in a major tournament. Last summer, he totaled 10 points and four rebounds for Nigeria against Russia in the first game of the 2019 FIBA Basketball World Cup Group B contest at the Wuhan Sports Centre in Wuhan, China (8-31-19). An ankle injury in the next game kept him sidelined for the remainder of the event. Nwora has dual citizenship with Nigeria. His father Alex, who is the head coach at Erie Community College, serves as the head coach of the Nigerian team, which has qualified to participate in the 2020 Olympics to be played in Tokyo, Japan.

UofL National Ranking in Field Goal Percentage Defense

2002-03	31st
2003-04	2nd
2004-05	8th
2005-06	49th
2006-07	25th
2007-08	8th
2008-09	22nd
2009-10	161st
2010-11	12th
2011-12	6th
2012-13	37th
2013-14	20th
2014-15	33rd
2015-16	9th
2016-17	20th
2017-18	41st
2018-19	30th
2019-20	8th

UofL Radio Network Affiliates

WHAS	840 AM	Louisville, Ky.
<i>(Flagship Station)</i>		
WKRD	790 AM	Louisville, Ky.
WCKY	1530 AM	Cincinnati, Ohio
WLKT	103.9 FM	Lexington, Ky.
WSFC	1240 AM	Somerset, Ky.
WYMC	1430 AM	Mayfield, Ky.
WLME	102.7 FM	Owensboro, Ky.
WPAD	1560 AM	Paducah, Ky.
WCCK	95.7 FM	Calvert City, Ky.

Sirius XM Satellite Radio (channels vary)

The radio broadcast is also available for a fee through GoCards.com and CardsMobile, the Cards' official Android/iPhone app. Broadcasts are also available by listening to one of the above stations through the iHeart Radio app, such as this link to WHAS: <https://uofl.me/2Pew2dY>



■ Tenth Season in KFC Yum! Center

-- This is Louisville's 10th season in the spectacular KFC Yum! Center, located on the banks of the Ohio River in downtown Louisville. The 22,000-seat multi-purpose arena was built at a cost of \$238 million and includes 71 luxury suites, 62 four- or six-seat premium boxes, over 2,000 side-court club seats and four party suites with a seating capacity of 32 each.

UofL's men's and women's teams have permanent locker rooms. There are five additional team locker rooms, two officials locker rooms, five star dressing rooms, a full-function media work room and a full-sized basketball practice court on the event level. The seven levels of the arena (including the upper catwalk) include a collective 721,762 square feet, or roughly the area of 13 football fields.

After passing through the one and a half acre landscaped entry plaza that features a basketball-themed fountain, entering fans can visit the 2,500-square foot UofL adidas store or head to their seats using one of the eight escalators or seven elevators within the building.

Lounge space is abundant within the arena. Four spacious donor rooms are available for Cardinal fans, including three that overlook the Ohio River. The 7,000-square foot main concourse restaurant overlooks the river and a main concourse sports bar has views directly into the arena bowl. Two 4,000-square foot club lounges on the event level, as well as the terrace club and premium box lounges, provide amenities for their respective patrons. The KFC Yum! Center served as the site for the NCAA Men's Basketball Tournament second and third rounds in 2012 and 2015, the NCAA South Regional in 2016 and was the site for the 2012 NCAA Women's Volleyball Championship. The 2019 NCAA South Regional will be staged in the KFC Yum! Center.

HEAD COACH CHRIS MACK

Chris Mack, whose teams have participated in the NCAA Tournament in nine of his 10 seasons as a head coach, was named as the head coach of the University of Louisville men's basketball team on March 28, 2018.



Among active coaches, Mack's .679 winning percentage as a head coach ranks him 25th in the nation entering the 2019-20 season and his 235 victories are the 12th most amassed by a coach in their first 10 seasons.

In his first season at Louisville, Mack guided the Cardinals to a 20-14 record and earned a No. 7 seed in the NCAA Tournament while facing the nation's fourth-toughest schedule. Picked to finish 11th in the ACC, UofL achieved a 10-8 conference record and earned a tie for sixth in the final regular season standings. The Cardinals beat four Associated Press Top 25 teams and were No. 22 in the nation in the NCAA's NET rankings. Louisville ranked among the nation's top 30 teams in both offensive (27th) and defensive efficiency (24th). Entering the season, UofL had returned one starter and about a third of its scoring and rebounding from the previous year.

Mack has built for the future as well, with Louisville's 2019 signing class ranked ninth in the nation by ESPN.com, 10th by Rivals.com and 11th by 247sports.com.

In nine seasons as the head coach at Xavier, Mack guided the Musketeers to a 215-97 record and eight NCAA Tournament appearances (the last five straight years), including reaching the Sweet 16 on four occasions and the Elite Eight in 2017. His teams won or shared three conference regular season championships while compiling a 105-49 league record over nine seasons in the Big East and Atlantic 10.

His 2017-18 Xavier squad achieved a 29-6 record, won Xavier's first Big East Conference regular season championship and earned the school's first-ever No. 1 seed in the NCAA Tournament. Mack was honored as the 2018 Big East Coach of the Year, NABC District 5 Coach of the Year, and he became the all-time coaching wins leader with the Musketeers. Xavier finished third in the final Associated Press poll – its highest ever ranking -- and last year's team was one short of the school record for victories.

Mack's contract with the Cardinals is for seven years, extending through the 2024-25 season. He is just the fourth head

coach to guide the Cardinals in the last 48 years, following Denny Crum (1971-2001), Rick Pitino (2001-17) and David Padgett (2017-18). Mack is the 21st head coach in Louisville's 104-year history and the seventh in the past 73 years.

Mack, 49, received the 2016 Henry Iba Award as the U.S. Basketball Writers Association (USBWA) National Coach of the Year while also earning the CBS Sports and Basketball Times magazine National Coach of the Year awards that season. He led Xavier to a 28-6 record in 2015-16 and achieved a No. 2 seed in the NCAA Tournament and a No. 5 ranking in the final AP poll, which at the time was the school's highest seed and ranking in school history.

His 2016-17 Xavier team made an NCAA Tournament run to the Elite Eight after entering the event as a No. 11 seed. His teams have reached the NCAA Sweet 16 on four occasions, in 2010, 2012, 2015 and 2017. As a player, assistant and head coach, Mack has been a part of 19 NCAA Tournament appearances.

Born Dec. 30, 1969 in Cleveland, Ohio, Mack was the 2010-11 Atlantic 10 Conference Coach of the Year in his second year as a head coach. In addition, he was the recipient of the 2011 Skip Prosser Man of the Year award, which was established in 2008 to honor those who not only achieve success on the basketball court but who display moral integrity off the court as well.

He was the 2009-10 Basketball Times Rookie Coach of the Year when, in his initial year, he guided Xavier to a 26-9 record, shared the Atlantic 10 Championship and advanced to the NCAA Sweet 16.

Mack served as a court coach for the 2016 USA Basketball Men's U18 National Team training camp in the summer of 2016 at the United States Olympic Training Center in Colorado Springs, Colorado.

Before rising to a head coaching position, Mack was a part of successful staffs throughout his career. He spent five seasons as an assistant on Sean Miller's Xavier staff (2004-09) after serving on the staff of the late Skip Prosser at Xavier as director of basketball operations (1999-01) and as an assistant coach at Wake Forest (2001-04).

In 10 seasons as an assistant or operations

Best Career Coaching Starts in 10 Seasons by Wins

Rk	Coach, School	Seasons	W	L
1.	Roy Williams, Kansas	1989-98	282	62
2.	Everett Case, NC State	1947-56	265	60
3.	Mark Few, Gonzaga	2000-09	264	66
4.	Jamie Dixon, Pittsburgh	2004-13	262	86
5.	Thad Matta, Butler/Xavier/Ohio St.	'01-10	258	85
6.	Dave Rose, BYU	2006-15	257	88
7.	Sean Miller, Xavier / Arizona	2005-14	249	95
8.	Larry Brown, UCLA / Kansas / SMU	1980-81, 1984-88, 2013-15	241	94
9.	Denny Crum, Louisville	1972-81	240	64
10.	Jerry Tarkanian, Long Beach St. / UNLV	1969-78	238	41
11.	John Calipari, UMass / Memphis	1989-96, 2001-02	237	94
12.	Chris Mack, Xavier / Louisville	2009-19	235	111
13.	Tubby Smith, Tulsa / Georgia/ Kentucky	1992-2002	234	95

director, he helped his teams produce a 229-96 record (.705), win four regular season titles and one conference tournament championship, and secure eight NCAA Tournament appearances, advancing to three Sweet 16s and one Elite Eight. Those teams won at least 20 games in nine of the 10 seasons.

Mack began his coaching career in 1993 as the junior varsity girls basketball coach at McAuley High School in Cincinnati. He was the varsity girls basketball coach at Mount Notre Dame High School in Reading, Ohio, for four years (1995-99), directing the team to four straight sectional titles and earning Cincinnati Post Coach of the Year honors in 1996.

A 1992 Xavier graduate with a degree in communication arts, Mack was a two-time team captain as a player at Xavier under then head coach Pete Gillen. He won the 1993 Midwestern City Conference (MCC) regular season championship (12-2 record) and reached the second round of the NCAA Tournament.

Mack was the 1987-88 Cincinnati Post Metro Player of the Year at St. Xavier High School in Cincinnati before going on to start for two seasons at Evansville under Jim Crews, winning an MCC Regular Season Championship and a trip to the second round of the 1989 NCAA Tournament as a freshman at Evansville. He transferred to Xavier after his sophomore season.

Mack and his wife, Christi, have two daughters, Laine (14) and Hailee (13), and a son, Brayden (4). A native of Louisville, the former Christi Hester was the runner-up for Kentucky Miss Basketball as a senior at Holy Cross High School. She played basketball at Dayton, where she scored 1,268 career points and was later inducted into the university's Athletic Hall of Fame in 2014. She served as the Director of Basketball Operations for the Xavier women's basketball team (2001-03) and more recently as the head girls basketball coach at Cincinnati's Colerain High School Cardinals.

Mack and his wife created the Mack Family Foundation in 2016, a family-centered foundation whose mission is to serve, inspire and aid less fortunate children.

Chris Mack Head Coaching Record

Season	School	Overall	Conference	Postseason
2019-20	Louisville	16-3	7-1 ACC	
2018-19	Louisville	20-14	10-8 ACC	
2017-18	Xavier	29-6	15-3 Big East*	NCAA 1st Round
2016-17	Xavier	24-14	9-9 Big East	NCAA 2nd Round
2015-16	Xavier	28-6	14-4 Big East	NCAA Elite Eight
2014-15	Xavier	23-14	9-9 Big East	NCAA 2nd Round
2013-14	Xavier	21-13	10-8 Big East	NCAA Sweet 16
2012-13	Xavier	17-14	9-7 Atlantic 10	NCAA 1st Round
2011-12	Xavier	23-13	10-6 Atlantic 10	NCAA Sweet 16
2010-11	Xavier	24-8	15-1 Atlantic 10*	NCAA 2nd Round
2009-10	Xavier	26-9	14-2 Atlantic 10**	NCAA Sweet 16
Totals		251-114	122-58 3 titles	9 NCAA (11-9)
		.688	.678	

*regular season champion ** regular season co-champion

■ **Cards Sign Highly Ranked Trio** — Three impressive individuals, including a pair of high school products and the top junior college player in the nation, have signed national letters-of-intent to continue their basketball playing careers at the University of Louisville, ranking this Cardinal recruiting class among the nation's top ten recruiting classes.

The trio of outstanding signees includes D'Andre Davis, a 6-5, 170-pound guard/forward from Lawrence Central High School in Indianapolis, Ind.; Jay Scrubb, 6-6, 220-pound guard/forward from Louisville who is a sophomore at John A. Logan College in Carterville, Ill.; and JJ Traynor, a 6-8, 190-pound forward from Bardstown (Ky.) High School.

Louisville's class is ranked among the best in the nation, ranking ninth by 247sports.com and 16th by Rivals.com. The three individuals are each ranked among the nation's top prospects. It is the second-straight highly-regarded class, as UofL's 2019 class was ranked ninth in the nation by ESPN.com, 10th by Rivals.com and 11th by 247sports.com.

D'Andre Davis averaged 16.9 points, 8.3 rebounds, 3.0 assists and 1.6 blocked shots per game as a junior at Lawrence Central, which achieved a 22-4 record and advanced to the Class 4A Sectional 10 championship.

Honored on the 2019 ICBA/Subway Underclass All-State Supreme 15 team, Davis is ranked No. 95 in the nation by 247Sports.com and No. 110 by Rivals.com. He is the No. 20 rated small forward in the 247Sports composite rankings.

a great team leader, and he is a great student. Dre Davis will do great things at Louisville."

During the summer of 2019, Davis averaged 17.9 points, 6.1 rebounds and 2.7 assists while playing for the Indy Heat on the Nike EYBL circuit. As a sophomore, he averaged a team-leading 13.3 points and 5.0 rebounds for Lawrence Central, which posted a 16-7 record and reached the sectional finals.

He participated in the Kentucky-Indiana Junior All-Star game in Jeffersonville, Ind. on June 3, scoring 19 points in an Indiana victory. He had 18 points and eight rebounds in Louisville on June 2 in a Kentucky win. Davis also considered Purdue, Nebraska and Xavier among others when making his collegiate choice.

As a freshman last season at John A. Logan College in Carterville, Ill., **Jay Scrubb** averaged 20.2 points, 8.9 rebounds and 1.6 blocked shots as Logan posted a 27-5 record and was ranked fifth in the nation and claimed a share of the Great Rivers Athletic Conference Championship for a record third straight year. He shot 54.9 percent from the field, including 46.4 percent from three-point range (51-of-110), and made 7.1 percent of his free throws. He had 48 blocks, 46 assists and 34 steals and was a double-figure scorer in all but one game as a freshman.

The top junior college prospect in the nation by 247Sports.com, Scrubb was a first team 2019 NJCAA Division I All-American, the NJCAA Region 24 Player of the Year and GRAC Freshman of the Year. He is the top-ranked junior college player entering the season and was honored as the Street & Smith's preseason national player of the year. In the summer of 2019, he was the only junior college player invited to the US Men's U19 World Cup team training camp.

Scrubb, who turned 19 in September, played with current Cardinal freshman David Johnson at Trinity High School in Louisville. He played two seasons at Trinity, averaging 17.8 points and 7.1 rebounds a game as a senior in 2017-18 when he was selected as the Seventh Region Player of the Year and was a finalist for Kentucky's Mr. Basketball. He was also the Seventh Region Player of the Year as a junior when he averaged 16.1 points at Trinity. Scrubb, who has a 6-9 wingspan, also considered Cincinnati, Memphis and Alabama before signing with the Cardinals.

JJ Traynor averaged 11.2 points and 8.6 rebounds last season for Bardstown (15-16), which won its sixth straight 19th District championship before falling in the 5th Region quarterfinals.

Traynor, who has a 7-2 wingspan, is ranked No. 79 nationally by 247Sports.com, No. 88 by Rivals.com and No. 96 in the ESPN100. He is the No. 14 rated power forward in the nation in the 247Sports composite rankings and is the only Kentucky basketball player ranked among the nation's top 100 players.

The versatile Traynor participated in the Kentucky-Indiana Junior All-Star game in Jeffersonville, Ind. on June 3, scoring 13 points for Kentucky. He had eight points and nine rebounds in a Kentucky win on June 2 in Louisville.

Traynor's father Jason Osborne, who was a McDonald's All-American at Louisville Male High School where he was Kentucky's Mr. Basketball in 1993, played two years at UofL (1993-95). Cincinnati, Missouri and DePaul were among the schools Traynor considered before choosing to sign with the Cardinals.



■ **Withers Will Redshirt** — Freshman forward Jae'Lyn Withers will redshirt this season.

"Jae'Lyn is a very talented young man who our coaching staff feels has a very bright future," said UofL Coach Chris Mack. "We will push him this year to get stronger and experienced as a college player through intense practices, individual skill and sessions in our weight room. Jae'Lyn has a chance to be a dynamite player for us down the line. We want to ensure that development takes place by redshirting Jae'Lyn for the coming season. His time is coming."

"I'm all for it," said Withers. "My potential is through the roof and I want to get to that untapped potential and hopefully go above it. I'll still be in the wars with our guys as we advance through this season."

A 6-9 exercise science major from Charlotte, N.C., Withers averaged 19.8 points, 9.7 rebounds and 2.2 blocked shots as a senior last season at Cleveland Heights (Ohio) High School, his only season there. The 2018 Charlotte Observer 4A Metro Player of the Year and I-MECK conference player of the year, Withers won the slam dunk competition at the Cardinals' preseason event.

■ **Anniversary Year for Three UofL NCAA Final Four teams** — The 2019-20 season marks notable anniversaries for three of Louisville's NCAA Final Four teams. This year marks the 40th anniversary for UofL's 1980 NCAA Championship team (33-3 record), led by national player of the year Darrell Griffith, who averaged 22.9 points, 4.8 rebounds and 3.8 assists. Guided by Hall of Fame Coach Denny Crum, the team featured four players who went on to score over 1,000 career points at UofL, including Griffith (2,333 points, UofL's all-time leading scorer), the late Derek Smith (1,826), Jerry Eaves (1,250) and Rodney McCray (1,247). It is the 45th anniversary for Louisville's 1975 NCAA Final Four team, which posted a 28-3 record and was led by senior All-Americans Junior Bridgeman (16.2 ppg) and Allen Murphy (16.3 ppg). This year also marks the 15th anniversary for the Cardinals' 2005 Final Four team, Hall of Fame Coach Rick Pitino's fourth team at UofL. Posting a 33-5 record, the 2004-05 Cards buried a school-record 361 three-pointers, led by Francisco Garcia (15.7 ppg), Larry O'Bannon (15.2 ppg) and Taquan Dean (14.4 ppg).

All-Time NCAA Division I Records by Percentage (entering 2019-20 season)

School	1st Yr.	Yrs.	Won	Lost	Pct.
1. Kentucky	1903	116	2,293	706	.765
2. North Carolina	1911	109	2,261	799	.739
3. Kansas	1899	121	2,274	865	.724
4. Duke	1906	114	2,176	887	.710
5. UNLV	1958	61	1,262	556	.694
6. UCLA	1920	100	1,887	852	.689
7. Syracuse	1901	118	1,904	908	.677
8. Arizona	1905	114	1,813	946	.657
9. Western Ky.	1915	100	1,795	936	.657
10. Villanova	1921	99	1,775	934	.655
11. Louisville	1912	105	1,722	926	.650
12. VCU	1974	46	918	499	.648
13. Murray State	1926	94	1,640	894	.647
14. Notre Dame	1898	114	1,880	1,028	.646

Last time an individual had ...

	For Louisville	For A Louisville Opponent
30 or more points	32 by Jordan Nwora vs. Florida State, 1H (1/4/20)	33 by Trey McGowens, Pittsburgh (1/9/19)
35 or more points	42 by Russ Smith vs. Houston (3/14/14)	43 by Jamel Artis, Pittsburgh (1/11/17)
20 points in a half	21 by Jordan Nwora vs. Florida State, 1H (1/4/20)	20 by Trey McGowens, Pittsburgh, 1st half (1/9/19)
15 or more rebounds	15 by Dwayne Sutton vs. Miami (Ohio) (12/18/19)	19 by John Mooney, Notre Dame (1/11/20)
20 or more rebounds	23 by Ellis Myles vs. Tennessee St. (12/1/01)	26 by Derrick Griffin, Texas Southern (12/10/16)
A four-point play	Deng Adel vs. Miami (2/11/17)	Braian Angola, Florida State (1/10/17)
12 made free throws	13 by Christen Cunningham vs. Minnesota, 13 att. (3/21/19)	13 by Seth Allen, Virginia Tech (1/27/16)
7 made three-point goals	7 by Quentin Snider vs. Virginia Tech (2/24/18)	7 by Jaylin Walker, Kent St. in 10 attempts (12/15/18)
10 or more assists	12 by Darius Perry vs. Youngstown State (11/10/19)	10 by Xavier Johnson, Pittsburgh (1/9/19)
5 or more blocked shots	5 by Anas Mahmoud vs. Florida State (3/7/18)	5 by Terrell Brown, Pittsburgh (1/9/19)
5 or more steals	5 by Donovan Mitchell vs. Notre Dame (1/4/17)	5 by Armon Fletcher, Southern Illinois (12/7/16)

The Last Time a Team ...

	Louisville	Opponent
Scored 100 points	104-54 win over Southern (11/13/18)	101-104 5OT loss to Notre Dame (2/9/13)
Scored less than 50 points	69-49 loss at Syracuse (2/20/19)	70-46 victory over Miami (Ohio) (12/18/19)
Scored 60 points in a half	61 vs. Grand Canyon; 1st H of 111-63 win (12/5/15)	60 by Tulane; 2nd H of 109-96 win (1/18/90)
Scored under 20 points in a half	15 vs. Virginia; 2H of 52-64 loss (2/23/19)	18 by Michigan 1H, 58-43 UL win (12/3/19)
Had a +20 Rebound Margin	21 (42-21) vs. Indiana State (11/13/19)	26 (57-31) by Kentucky (12/31/11)
Grabbed 60 or more rebounds	60 vs. Jacksonville State (11/17/14)	60 by George Mason (1/4/94)
Grabbed less than 25 rebounds	19 vs. Virginia (2/6/17)	21 by Indiana State (11/13/19)
Shot 60% or better from the field	.630 (34-54) vs. Eastern Kentucky (12/14/19)	.614 (43-70) by Charlotte (2/11/01)
Shot 30% or below from the field	.259 (14-54) vs. Syracuse (2/20/19)	.273 (18-66) by Miami (Ohio) (12/18/19)
Shot 70% from the field for a half	.714 (20-28) vs. Pittsburgh in 1st H (1/24/17)	.765 (13-17) by Georgetown in 2nd H (1/31/11)
Made 5 or less free throws	5 vs. North Carolina (in 8 attempts, 3/14/19)	2 by Notre Dame (in 3 attempts, 1/11/20)
Made 15 three-point goals	16 (in 30 attempts) vs. Rutgers (2/16/14)	17 by Virginia Tech (2/18/17)
Made No three-point goals	0 vs. Pittsburgh (2/11/15)	0 by Cal State Northridge (12/23/14)
Shot 60% from the three-point line	.600 (12-20) vs. Georgia Tech (2/9/18)	.654 (17-26) by Virginia Tech (2/18/17)
Handed out 25 or more assists	28 vs. UCF (12/31/13)	25 by Notre Dame (2/28/08)
Handed out 5 or less assists	1 vs. Kentucky (12/27/14)	5 by Youngstown State (11/10/19)
Committed 25 or more turnovers	26 vs. West Virginia (1/31/09)	25 by FIU (12/5/14)
Committed 5 or fewer turnovers	5 vs. Minnesota (3/21/19)	5 by Miami (Fla.) (1/7/20)
Blocked 10 or more shots	10 vs. Albany (12/20/17)	14 by Connecticut (3/4/06)
Had No Blocked Shots	0 vs. Kentucky (12/28/19)	0 by Eastern Kentucky (12/14/19)
Had 15 or more steals	15 vs. Georgia Tech (2/8/18)	19 by Rutgers (3/13/14)
Had No Steals	0 vs. Saint Louis (2/12/03)	0 by Saint Louis (3/22/14)

**Louisville Top Efforts Last 18 Years
(Since 2001-02)****Longest winning streak (single-season):** 17 games (2002-03)**Longest winning streak (multiple-season span):** 21 games (last 16 G of 2012-13, first 5 G of 2013-14)**Longest conference winning streak:** 10, twice -- 2008-09 & 2012-13 seasons**Longest losing streak:** 4 games (2003-04)**Longest conference losing streak:** 4 games (2003-04)**Most points scored in a game:** 114 vs. Western Kentucky, 12-22-10 (UL 114, WKU 82)**Fewest points scored in a game:** 45 vs. Cleveland State, 11-26-14 (UL 45, CSU 33)**Most points allowed in a game:** 104 vs. Notre Dame, 2-9-13 (UND 104, UL 101, 5 ot)**Fewest Points Allowed in a Game:** 26 vs. Savannah State, 11-24-14 (UL 87, SSU 26)**Fewest Points Allowed in a Conference Game:** 31 vs. Rutgers, 3-13-14 (UL 92, RU 31)**Largest Margin of Victory:** 64 vs. Morehead St., 12-27-04 (UL 104, USA 40)**Largest Margin of Victory in a Conference Game:** 61 vs. Rutgers, 3-13-14 (UL 92, RU 31)**Largest losing margin:** 33 vs. Notre Dame, 2-12-09 (ND 90, UL 57)**Fewest points scored in a win:** 45 vs. Cleveland State, 11-26-14 (UL 45, CSU 33)**Most points allowed in a win:** 90 vs. Virginia Tech, 2-18-17 (UL 94, VT 90)**Most points scored in a loss:** 101 vs. Notre Dame, 2-9-13 (UND 104, UL 101, 5 ot)**Fewest points allowed in a loss:** 52 vs. Drexel, 12-14-10 (DU 52, UL 46); vs. Syracuse, 2-13-12 (SU 52, UL 51); vs. Virginia, 2-17-15 (UVa 52, UL 47)**Largest deficit overcome to win a game:** 20 vs. West Virginia, 3-26-05 (UL 18, WVU 38)**Largest lead given up in a loss:** 23 vs. Duke, 2-12-19 (UL 59, BU 36)**Highest shooting percentage:** .667 vs. North Carolina Central, 11-17-19 (UL 87, UNCC 58)**Highest shooting percentage in a conference game:** .652 vs. Pittsburgh, 1-25-15 (UL 80, Pitt 68)**Lowest shooting percentage:** .259 vs. Kentucky, 12-27-14 (Kentucky 58, UL 50)**Lowest shooting percentage in a conference game:** .259 vs. Syracuse, 2-20-19 (Syracuse 69, UL 49)**Highest 3-point percentage:** .778 vs. Memphis, 2-4-04 (UL 58, UM 62)**Highest 3-point percentage in a conference game:** .778 vs. Memphis, 2-4-04 (UL 58, UM 62)**Lowest 3-point percentage:** .000 vs. Pittsburgh, 2-11-15 (UL 69, Pitt 56)**Lowest 3-point percentage in a conference game:** .000 vs. Pittsburgh, 2-11-15 (UL 69, Pitt 56)**Most three-pointers:** 22 vs. Hartford, 11-17-07 (UL 104, UH 69)**Free throws made:** 42 vs. Nicholls, 11-8-18 (in 55 attempts; UL 85, NSU 72)**Most assists:** 34 vs. VMI, 12-23-04 (UL 107, VMI 56)**Most blocked shots:** 18 vs. Holy Cross, 12-7-03 (UL 56, HC 40)

0 Lamarr "Fresh" Kimble

G 6-0 185 Gr. - Tr. Philadelphia, Pa. (St. Joseph's University)

■ Graduate transfer who was a three-time captain and two-year starter at Saint Joseph's University.

■ Made his first start for the Cardinals against Florida State and has started the last six games.

■ Ranks fifth in the ACC in assists-turnovers ratio (2.15) and is 17th the ACC in assists with 3.1 per game. He has 11 games this season with one or no turnovers.

■ Dished out a season-high six assists against Pittsburgh. He has handed out five or more assists in four games.

■ Scored 12 points at Kentucky with four assists and no turnovers.

■ Scored his 1,000 collegiate point against Pitt (combined UofL and St. Joseph's). Dished out his 300th career assist against Eastern Kentucky, a combined career total.

■ Scored a season-high 13 points while dishing out three assists and pulled down four rebounds against Indiana State.

■ Noted as one of the top 10 transfers in the nation by ESPN prior to the season.

■ Handed out five assists without a turnover in 16 minutes of action against Youngstown State.

■ Totaled 958 career points, 265 assists, 111 three-point goals in his career with at St. Joseph's.

■ Nicknamed "Fresh," he is the only player in Saint Joseph's history to serve as captain for three years.

■ Scored in double figures in 52 career games at SJU.

■ As a redshirt junior in 2018-19, Kimble, was the Hawks second-leading scorer and All-Big 5 second team selection with a 15.6 average, despite missing 10 games with a hand injury.

■ Scored a St. Joseph's career-high 31 points twice as a junior against West Virginia and Illinois Chicago, when he scored 24 of his 31 in the second half.

■ Handed out an SJU career-best 10 assists with 25 points against Dayton in 2017 for his first career double-double, one of five occasions he has produced eight or more assists in his career.

■ Missed all but one game in the 2017-18 season with a foot injury suffered in the season opener.

■ Coached for six seasons of AAU basketball by former All-America center Pervis Ellison.

■ Born Sept. 28, 1996 ... Major is criminal justice; he has a bachelor's degree in communication with a minor in sociology from St. Joseph's.



0 Lamarr "Fresh" Kimble

Games With ...	Season	Career
Double-Figure scoring.....	2	2
5 or more rebounds	0	0
4 or more assists	7	7
A blocked shot	3	3
A steal	10	10
A three-pointer	7	7
20+ points	0	0

0 Lamarr "Fresh" Kimble

Season/Career Highs at Louisville

Points..... 13 vs. Indiana State (11/13)

Reb. 4 vs. Indiana State (11/13)

Asst..... 6 vs. Pittsburgh (1/14)

Blocks 1 vs. Miami (11/5)

vs. Eastern Ky. (12/14)

vs. Duke (1/18)

Steals..... 3 vs. Duke (1/18)

FGM 5 vs. Indiana State (11/13)

vs. Kentucky (12/28)

FGA 11 vs. Florida State (1/4)

3FGM 2 vs. Kentucky (12/28)

vs. Pittsburgh (1/14)

3FGA 4 vs. Florida State (1/4)

FT 4 vs. N.C. Central (11/17)

vs. Western Ky. (11/29)

FTA 4 (3 times, *latest*: vs. Michigan (12/3))

0 Lamarr "Fresh" Kimble Game-by-Game

Opponent	Date	GS	Min	FG	FGA	Pct	FG	FGA	Pct	FT	FTA	Pct	Off	Def	Tot	Avg	PF	FO	A	TO	Blk	Stl	Pts	Avg
at Miami (FL)	11/05/19		20	2	5	.400	0	1	.000	2	21.000	0	0	0	0	0.0	2	0	3	3	1	2	6	6.0
YOUNGSTOWN ST.	11/10/19		16	0	6	.000	0	2	.000	0	0.000	0	0	0	0	0.0	1	0	5	0	0	0	0	3.0
INDIANA STATE	11/13/19		25	5	6	.833	1	2	.500	2	21.000	0	4	4	1.3	3	0	3	1	0	1	13	6.3	
N.C. CENTRAL	11/17/19		17	2	3	.667	0	1	.000	4	41.000	1	2	3	1.8	1	0	5	2	0	0	8	6.8	
USC UPSTATE	11/20/19		14	1	2	.500	0	0	.000	0	0.000	0	0	0	1.4	1	0	5	1	0	1	2	5.8	
AKRON	11/24/19		16	1	4	.250	0	2	.000	1	2.500	0	1	1	1.3	0	0	2	1	0	0	3	5.3	
vs Western Ky.	11/29/19		19	0	1	.000	0	0	.000	4	41.000	0	2	2	1.4	0	0	4	2	0	0	4	5.1	
MICHIGAN	12/03/19		22	1	5	.200	0	0	.000	3	4.750	0	3	3	1.6	3	0	3	2	0	2	5	5.1	
PITTSBURGH	12/06/19		18	1	3	.333	1	2	.500	0	2.000	0	0	0	1.4	2	0	1	3	0	0	3	4.9	
vs Texas Tech	12/10/19		23	1	5	.200	0	1	.000	2	21.000	0	0	0	1.3	1	0	2	1	0	2	4	4.8	
Eastern Kentucky	12/14/19		13	0	2	.000	0	1	.000	0	0.000	0	0	0	1.2	0	0	2	1	1	0	0	4.4	
MIAMI (OH)	12/18/19		16	1	2	.500	1	2	.500	0	0.000	1	1	2	1.3	1	0	0	0	0	0	3	4.3	
at Kentucky	12/28/19		28	5	9	.556	2	3	.667	0	2.000	0	0	0	1.2	3	0	4	0	0	2	12	4.8	
FLORIDA STATE	01/04/20	*	30	3	11	.273	0	4	.000	0	0.000	1	1	2	1.2	0	0	3	3	0	1	6	4.9	
MIAMI (FL)	01/07/20	*	21	0	4	.000	0	0	.000	0	0.000	1	1	2	1.3	1	0	0	0	0	0	0	4.6	
at Notre Dame	01/11/20	*	22	3	4	.750	0	0	.000	0	0.000	0	0	0	1.2	2	0	4	1	0	0	6	4.7	
at Pittsburgh	01/14/20	*	31	2	8	.250	2	3	.667	0	0.000	1	1	2	1.2	3	0	6	1	0	1	6	4.8	
at Duke	01/18/20	*	22	3	7	.429	1	2	.500	1	11.000	1	2	3	1.3	2	0	3	3	1	3	8	4.9	
GEORGIA TECH	01/22/20	*	27	2	5	.400	1	3	.333	0	0.000	0	2	2	1.4	1	0	3	2	0	1	5	4.9	

0 Lamarr "Fresh" Kimble Statistics

Year	GP	GS	Min	Avg	FG	FGA	Pct	3FG	3FGA	Pct	FT	FTA	Pct	OReb	DReb	Reb	Avg	PF	FO	Ast	TO	Blk	Stl	Pts	Avg
2019-20	19	6	400	21.1	33	92	.359	9	29	.310	19	25	.760	6	20	26	1.4	27	0	58	27	3	16	94	4.9
TOTAL	19	6	400	21.1	33	92	.359	9	29	.310	19	25	.760	6	20	26	1.4	27	0	58	27	3	16	94	4.9

1 Keith Oddo

G 6-1 180 Gr. - Tr. Roanoke, Va. (University of Richmond)

■ Saw his first action of the season at UofL against Youngstown State. Has seen action in four games, scoring his first point vs. North Carolina Central.

■ Walk-on graduate transfer guard who played three seasons at the University of Richmond (2016-19).

■ Last name is pronounced AW-doe (like "auto" with a D instead of a T).

■ Earned a bachelor's degree with a double major in communication and history at Richmond (2019) and is working on a master's degree in sport administration at UofL.

■ In his final season at Richmond in 2018-19, he appeared in a career-high nine games, totaling three points, one assist, one block and a steal. He was awarded a scholarship for the Spring 2019 semester.

■ Saw action in 16 career games while scoring a total of nine points.

■ Teammate at Richmond with former Cardinal guard Khwan Fore, who played at UofL as a graduate transfer for the 2018-19 season.



1 Keith Oddo

Games With ...	Season	Career
Double-Figure scoring.....	0	0
5 or more rebounds	0	0
4 or more assists	0	0
A blocked shot	0	0
A steal	0	0
A three-pointer	0	0
20+ points.....	0	0

1 Keith Oddo Game-by-Game

Opponent	Date	GS	Min	FG	FGA	Pct	3-Point	FT	FTA	Pct	Rebounds	Avg	PF	FO	TO	Blk	Stl	Pts	Avg
YOUNGSTOWN ST.	11/10/19	1	0	0	.000	0	0	.000	0	0	.000	0	0	0	0	0	0	0	0.0
INDIANA STATE	11/13/19	2	0	0	.000	0	0	.000	0	0	.000	0	0	0	0	0	0	0	0.0
N.C. CENTRAL	11/17/19	2	0	0	.000	0	0	.000	1	2	.500	0	0	0	0	0	0	1	0.3
PITTSBURGH	12/06/19	1	0	0	.000	0	0	.000	0	0	.000	0	0	0	0	0	0	0	0.3

1 Keith Oddo Statistics

Year	GP	GS	Min	Avg	FG	FGA	Pct	3FG	3FGA	Pct	FT	FTA	Pct	OReb	DReb	Reb	Avg	PF	FO	Ast	TO	Blk	Stl	Pts	Avg
2019-20	4	0	6	1.5	0	0	.000	0	0	.000	1	2	.500	0	0	0	0.0	3	0	0	0	0	0	1	0.3
TOTAL	4	0	6	1.5	0	0	.000	0	0	.000	1	2	.500	0	0	0	0.0	3	0	0	0	0	0	1	0.3

■ Averaged 13.8 points, 4.7 assists, 3.8 rebounds and 1.3 steals as a senior in helping North Cross High School achieve a 20-4 record as a senior in 2014-15. He scored over 1,000 points in his high school career.

■ Hails from the same hometown as former Cardinal Luke Hancock, MVP of the 2013 NCAA Final Four. Hancock coached Oddo in youth camps as a youngster.

■ Born June 10, 1996 ... Major is sport administration (master's degree program).

1 Keith Oddo

Season/Career Highs at Louisville

Points..... 1 vs. N.C. Central (11/17)
 Reb. none
 Asst..... none
 Blocks none
 Steals none
 FGM none
 FGA none
 3FGM none
 3FGA none
 FT..... 1 vs. N.C. Central (11/17)
 FTA..... 2 vs. N.C. Central (11/17)

3 Jae'Lyn Withers

F 6-8 215 Fr. - HS Charlotte, N.C. (Cleveland (OH) Heights HS)

■ Will redshirt the 2019-20 season.

■ Won the team slam dunk competition at the preseason "Louisville Live," a preseason outdoor event at Fourth Street Live! in downtown Louisville.

■ Averaged 19.8 points, 9.7 rebounds and 2.2 blocked shots as a senior in helping Cleveland Heights (Ohio) High School to a 14-11 record while reaching the district semifinals. He played only his senior year at Cleveland Heights.

■ As a junior in 2017-18, Withers averaged 20 points, 10.1 rebounds and shot 43 percent from three-point range as a junior in helping North Mecklenburg High School in Huntersville, N.C. to a 27-2 record and a conference regular season and tournament championship, earning first team AP all-state honors.

■ The 2018 Charlotte Observer 4A Metro Player of the Year and I-MECK conference player of the year, Withers ranked No. 100 nationally by Rivals.com and No. 120 by 247Sports.com. North Mecklenburg went 24-4 in 2017-18 and reached the NCHSAA 4A sectional final.

■ His father, Curtis, was a three-time All-Conference USA forward at Charlotte (2002-06), where he is seventh in career scoring (1,750), third in career rebounding (1,042) and second in career double-doubles (46). One of only three players in school history with over 1,000 rebounds, he has



3 Jae'Lyn Withers

Games With ...	Season	Career
Double-Figure scoring.....	0	0
5 or more rebounds	0	0
4 or more assists	0	0
A blocked shot	0	0
A steal	0	0
A three-pointer	0	0
20+ points.....	0	0

played professional basketball in foreign countries over the last 12 years.

■ His cousin Jaire Alexander played football for three seasons at Louisville (2015-17) and is currently a cornerback for the Green Bay Packers, where he was a first-round draft pick in 2018.

■ Born Dec. 20, 2000 ... Major is exercise science.

3 Jae'Lyn Withers Season/Career Highs

Points..... none
 Reb. none
 Asst..... none
 Blocks none
 Steals none
 FGM none
 FGA none
 3FGM none
 3FGA none
 FT..... none
 FTA..... none

3 Jae'Lyn Withers Statistics

Year	GP	GS	Min	Avg	FG	FGA	Pct	3FG	3FGA	Pct	FT	FTA	Pct	OReb	DReb	Reb	Avg	PF	FO	Ast	TO	Blk	Stl	Pts	Avg
2019-20	0	0	0	0.0	0	0	.000	0	0	.000	0	0	.000	0	0	0	0.0	0	0	0	0	0	0	0	0.0
TOTAL	0	0	0	0.0	0	0	.000	0	0	.000	0	0	.000	0	0	0	0.0	0	0	0	0	0	0	0	0.0

2 Darius Perry

G 6-2 195 Jr. - 2L Marietta, Ga. (Wheeler HS)

■ Starting guard for the Cardinals in the first 19 games.
 ■ Thirteenth in the ACC in assists (3.47 per game) and his 1.94 assists/turnovers ratio is 10th in the ACC. He has handed out five or more assists in five games this season.

■ Has had five games this season without a turnover, including four of the last seven games.

■ Reached 400 career points against Florida State, tallying six points on a pair of 3-pointers.

■ Against Miami, Perry was one point shy of his season-high 11 points while dishing out three assists in 24 minutes and did not commit a turnover for the third consecutive game.

■ Perry had 50 assists with 40 turnovers for the 2018-19 season, and has 66 assists already this year with 34 turnovers.

■ Produced his first career double-double with 10 points and a career-high 12 assists and only one turnover vs. Youngstown State, while also matching a career-high tying five rebounds. It was the first point-assists double-double by a Louisville player since Chris Jones had 22 points and 10 assists at Wake Forest on Jan. 4, 2015.

■ Honored on the 2019 All-ACC Academic team, his second straight year to receive the recognition.

■ Scored in double figures in five games as a sophomore, including a career-tying 17 points against Vermont, adding four assists.

■ Starter in 11 games as a sophomore, ranking fourth on the team in assists (50, 1.5 average).

■ Starter in three games as a freshman. He averaged 5.6 points, four assists and shot 50 percent from the field (5-of-10) in the three starts.

■ Averaged 20.2 points, 5.1 assists, 4.3 rebounds and 3.1 steals as a senior in helping Wheeler High School achieve a 21-10 record and reach the final eight teams in the Class AAAAAA state championship.

■ Born March 13, 1999 ... Major is sport administration.



2 Darius Perry

Games With ...	Season	Career
Double-Figure scoring.....	3	10
5 or more rebounds.....	1	3
4 or more assists.....	6	13
A blocked shot.....	0	3
A steal.....	10	36
A three-pointer.....	12	49
20+ points.....	0	0

2 Darius Perry Season Highs

Points..... 11 vs. N.C. Central (11/17)
 Reb. 5 vs. Youngstown St. (11/10)
 Asst..... 12 vs. Youngstown St. (11/10)
 Blocks none
 Steals 2 vs. Western Ky. (11/29)
 FGM 4 vs. Youngstown St. (11/10)
 vs. N.C. Central (11/17)
 FGA 10 vs. Miami (OH) (12/18)
 3FGM 2 (3 times, *latest*: vs. Florida State (1/4)
 3FGA 5 vs. Miami (OH) (12/18)
 vs. Georgia Tech (1/22)
 FT..... 2 vs. Youngstown St. (11/10)
 vs. Akron (11/24)
 FTA..... 2 (3 times, *latest*: vs. Akron (11/24)

2 Darius Perry Career Highs

Points..... 17 vs. George Mason (11/12/17)
 vs. Vermont (11/16/18)
 Reb. 5 (3 times, *latest*: vs. Youngstown St. (11/10/19)
 Asst..... 12 vs. Youngstown St. (11/10/19)
 Blocks 1 (3 times, *latest*: vs. N. Carolina, 2/17/18)
 Steals 3 vs. Wake Forest (1/27/18)
 vs. Tennessee (11/21/18)
 FGM 6 vs. Vermont (11/16/18)
 FGA 10 vs. Vermont (11/16/18)
 3FGM 3 (4 times, *latest*: vs. Minnesota, 3/21/19)
 3FGA 6 vs. Mississippi State (3/20/18)
 vs. North Carolina (3/14/19)
 FT..... 8 vs. George Mason (11/12/17)
 FTA..... 8 vs. George Mason (11/12/17)

2 Darius Perry Game-by-Game

2 Darius Perry Game-by-Game										3-Point			Rebounds											
Opponent	Date	GS	Min	FG	FGA	Pct	FG	FGA	Pct	FT	FTA	Pct	Off	Def	Tot	Avg	PF	FO	A	TO	Blk	Stl	Pts	Avg
at Miami (FL)	11/05/19	*	26	1	6	.167	0	3	.000	0	0	.000	0	3	3	3.0	3	0	4	2	0	0	2	2.0
YOUNGSTOWN ST	11/10/19	*	27	4	7	.571	0	2	.000	2	3	.667	0	5	5	4.0	1	0	12	1	0	1	10	6.0
INDIANA STATE	11/13/19	*	16	3	4	.750	1	2	.500	0	0	.000	0	1	1	3.0	4	0	3	4	0	0	7	6.3
N.C. CENTRAL	11/17/19	*	30	4	4	1.000	2	2	1.000	1	2	.500	0	2	2	2.8	3	0	7	1	0	0	11	7.5
USC UPSTATE	11/20/19	*	31	1	4	.250	1	1	1.000	0	0	.000	0	1	1	2.4	1	0	9	0	0	1	3	6.6
AKRON	11/24/19	*	28	3	9	.333	0	3	.000	2	2	1.000	0	2	2	2.3	3	0	3	2	0	1	8	6.8
vs Western Ky.	11/29/19	*	18	3	5	.600	0	2	.000	0	0	.000	0	2	2	2.3	2	0	2	3	0	2	6	6.7
MICHIGAN	12/03/19	*	21	2	4	.500	0	1	.000	0	0	.000	0	0	0	2.0	3	0	2	2	0	1	4	6.4
PITTSBURGH	12/06/19	*	24	1	5	.200	1	3	.333	0	0	.000	0	2	2	2.0	2	0	5	3	0	0	3	6.0
vs Texas Tech	12/10/19	*	15	1	4	.250	0	1	.000	0	0	.000	0	1	1	1.9	4	0	0	6	0	1	2	5.6
Eastern Kentucky	12/14/19	*	19	2	3	.667	1	2	.500	0	0	.000	0	2	2	1.9	2	0	3	2	0	1	5	5.5
MIAMI (OH)	12/18/19	*	23	3	10	.300	2	5	.400	0	0	.000	0	3	3	2.0	3	0	5	2	0	1	8	5.8
at Kentucky	12/28/19	*	34	2	4	.500	1	2	.500	0	0	.000	1	2	3	2.1	3	0	3	0	0	0	5	5.7
FLORIDA STATE	01/04/20	*	22	2	7	.286	2	2	1.000	0	0	.000	0	3	3	2.1	1	0	0	0	0	1	6	5.7
MIAMI (FL)	01/07/20	*	25	4	7	.571	1	2	.500	1	1	1.000	0	2	2	2.1	3	0	3	0	0	0	10	6.0
at Notre Dame	01/11/20	*	17	0	2	.000	0	1	.000	1	2	.500	0	0	0	2.0	1	0	1	2	0	0	1	5.7
at Pittsburgh	01/14/20	*	12	1	3	.333	1	2	.500	0	0	.000	0	0	0	1.9	1	0	1	2	0	0	3	5.5
at Duke	01/18/20	*	15	1	4	.250	1	1	1.000	0	0	.000	0	0	0	1.8	1	0	1	2	0	2	3	5.4
GEORGIA TECH	01/22/20	*	30	2	7	.286	1	5	.200	0	0	.000	0	2	2	1.8	1	0	2	0	0	0	5	5.4

2 Darius Perry Statistics

Year	GP	GS	Min	Avg	FG	FGA	Pct	3FG	3FGA	Pct	FT	FTA	Pct	OReb	DReb	Reb	Avg	PF	FO	Ast	TO	Blk	Stl	Pts	Avg
2017-18	36	3	514	14.3	40	114	.351	23	70	.329	38	44	.864	6	37	43	1.2	65	0	54	39	3	21	141	3.9
2018-19	33	11	540	16.4	59	132	.447	27	72	.375	34	42	.810	5	41	46	1.4	66	0	50	40	0	14	179	5.4
2019-20	19	19	433	22.8	40	99	.404	15	42	.357	7	10	.700	1	33	34	1.8	42	0	66	34	0	12	102	5.4
TOTAL	88	33	1487	16.9	139	345	.403	65	184	.353	79	96	.823	12	111	123	1.4	173	0	170	113	3	47	422	4.8

4 Grant Williams

G 5-11 165 Jr. - Wk Crestwood, Ky. (South Oldham HS)

- Walk-on guard in his first season playing for the Cardinals.
- Saw his first action of the season in playing the closing minute against Indiana State.

- Averaged 9.5 points and 4.1 assists as a senior in helping South Oldham produce a 29-6 record – the most victories in school history -- and reach the quarterfinals of the Kentucky state championship for the first time in school history.

- Shot 47.3 percent from the field, including 32.8 percent from three-point range, and made 80 percent of his free throw attempts as a senior as South Oldham buried a state-record 255 three-pointers.

- Scored a team-high 17 points in the district championship game as a senior and scored a season-best 24 points against North Oldham as South Oldham clinched the No. 1 seed in the district tournament.

- Honored on the 29th District and 8th Region all-tournament teams as a senior.

- Played three seasons at South Oldham, helping his team also reach the 2014 Kentucky Sweet 16 as a sophomore.



4 Grant Williams

Games With ...	Season	Career
Double-Figure scoring.....	0	0
5 or more rebounds	0	0
4 or more assists	0	0
A blocked shot	0	0
A steal	0	0
A three-pointer	0	0
20+ points	0	0

- Served as a student manager at UofL for the last two years.

- Born Dec. 23, 1997 ... Major is sport administration.

4 Grant Williams Season/Career Highs

Points..... none
 Reb. none
 Asst..... none
 Blocks none
 Steals none
 FGM none
 FGA none
 3FGM none
 3FGA none
 FT none
 FTA none

4 Grant Williams Game-by-Game

4 Grant Williams Game-by-Game										3-Point			Rebounds											
Opponent	Date	GS	Min	FG	FGA	Pct	FG	FGA	Pct	FT	FTA	Pct	Off	Def	Tot	Avg	PF	FO	A	TO	Blk	Stl	Pts	Avg
INDIANA STATE	11/13/19	1	0	0	.000	0	0	.000	0	0	.000	0	0	0	0	0.0	0	0	0	0	0	0	0.0	

4 Grant Williams Statistics

Year	GP	GS	Min	Avg	FG	FGA	Pct	3FG	3FGA	Pct	FT	FTA	Pct	OReb	DReb	Reb	Avg	PF	FO	Ast	TO	Blk	Stl	Pts	Avg
2019-20	1	0	1	1.0	0	0	.000	0	0	.000	0	0	.000	0	0	0	0.0	0	0	0	0	0	0	0	0.0
TOTAL	1	0	1	1.0	0	0	.000	0	0	.000	0	0	.000	0	0	0	0.0	0	0	0	0	0	0	0	0.0

12 Hogan Orbaugh

F 6-8 240 Fr. - Wk Zionsville, Ind. (Zionsville HS)

- First-year walk-on forward for the Cardinals.
- Saw his first action of the season in playing the closing minute against Indiana State.

- Did not dress for six games in December because of an illness.

- Averaged 5.5 points, 3.3 rebounds and 1.3 assists as a senior in 2018-19 in helping Zionsville post a 21-6 record, their second straight 20-win season.

- Part of a Zionsville senior class that won four consecutive HCC titles and won back-to-back Indiana sectional titles in his final two years, the first time with consecutive sectional championships for the school in 60 years. Zionsville reached the regional final his senior year.

- Earned second team All-HCC honors as a senior.

- Scored a career-high 14 points against Anderson as a senior.

- Averaged 4.0 points and 3.8 rebounds as a junior when Zionsville (22-4) won their first sectional title in 23 years.

- Also participated in the discus competition on the Zionsville track and field team.

- His high school (Zionsville) is the alma mater of Boston Celtics head coach Brad Stevens.

- Born Nov. 29, 2000 ... Major is exercise science.



12 Hogan Orbaugh

Games With ...	Season	Career
Double-Figure scoring.....	0	0
5 or more rebounds	0	0
4 or more assists	0	0
A blocked shot	0	0
A steal	0	0
A three-pointer	0	0
20+ points	0	0

12 Hogan Orbaugh Season/Career Highs

Points..... none
 Reb. none
 Asst..... none
 Blocks none
 Steals none
 FGM none
 FGA none
 3FGM none
 3FGA none
 FT none
 FTA none

12 Hogan Orbaugh Game-by-Game

12 Hogan Orbaugh Game-by-Game										3-Point			Rebounds											
Opponent	Date	GS	Min	FG	FGA	Pct	FG	FGA	Pct	FT	FTA	Pct	Off	Def	Tot	Avg	PF	FO	A	TO	Blk	Stl	Pts	Avg
INDIANA STATE	11/13/19	1	0	0	.000	0	0	.000	0	0	.000	0	0	0	0	0.0	0	0	0	0	0	0	0	0.0

12 Hogan Orbaugh Statistics

Year	GP	GS	Min	Avg	FG	FGA	Pct	3FG	3FGA	Pct	FT	FTA	Pct	OReb	DReb	Reb	Avg	PF	FO	Ast	TO	Blk	Stl	Pts	Avg
2019-20	1	0	1	1.0	0	0	.000	0	0	.000	0	0	.000	0	0	0	0.0	0	0	0	0	0	0	0	0.0
TOTAL	1	0	1	1.0	0	0	.000	0	0	.000	0	0	.000	0	0	0	0.0	0	0	0	0	0	0	0	0.0

5 Malik Williams

F/C 6-11 245 Jr. - 2L Ft, Wayne, Ind. (Snider HS)

- Elected by his teammates as one of three captains this season.
- One of the most vocal leaders on the team.
- Over the last 11 games, he has averaged 9.4 points and 6.7 rebounds (35-of-72 FG, .444). He has pulled down five or more rebounds in 10 of the last 11 games.

- Delivered 12 points, seven rebounds and strong defense in the Cardinals' win at Duke, including scoring a pair of free throws and a dunk noted as the No. 2 on the ESPN Top 10 plays of the day, to help seal the UofL victory.

- Matched a season-high with 13 points against Georgia Tech, while matching a career-high seven made free throws. It was the first time in his career leading the Cards in scoring.

- Scored a season-high 13 points and pulled down a season-high 11 rebounds against Pitt on Dec. 6 for his first double-double of the season and fourth of his career.

- Matched a season-high 11 rebounds against Miami (OH) while adding nine points.

- Knocked down a season-high 5-of-6 free throws at Pitt on Jan. 14, totaling nine points and eight rebounds. He made two free throws with 21 seconds remaining in overtime to help secure the Cards' win over the Panthers.

- Had a screw inserted into the fifth metatarsal in his right foot on Sept. 23 and was out for nearly eight weeks with the broken bone. He returned to action on Nov. 20, playing five minutes against USC Upstate while contributing three points and three rebounds.

- Pulled down nine rebounds in his third game back against Western Kentucky, adding eight points and a steal.

- Started the last 20 games of 2018-19. He averaged 9.8 points and 8.4 rebounds in his last five games.

- Produced his third double-double with a career-high matching 13 rebounds and 10 points vs. North Carolina in the 2019 ACC Tournament.

- Ranked third on the team in rebounding and 19th in the ACC with 6.1 boards per game as a sophomore. He averaged 7.9 rebounds over the last 11 games.

- Blocked a shot in 26 of 34 games as a sophomore, including a career-high four blocks against Seton Hall. Had 41 blocked shots on the season (1.2 average, 11th in the ACC).

- Tied a career-high with 13 rebounds against Notre Dame on March 3 while also scoring 16



5 Malik Williams

Games With ...	Season	Career
Double-Figure scoring.....	5	18
5 or more rebounds	12	39
4 or more assists	0	0
A blocked shot	7	43
A steal	8	24
A three-pointer	3	31
20+ points	0	0

points for his third double-double of the season.

- Scored a career-high 19 points and grabbed 11 rebounds against Miami.

- Born Aug. 26, 1998 ... Major is communication.

5 Malik Williams Season Highs

Points.....	13 vs. Pittsburgh (12/6)
	vs. Georgia Tech (1/22)
Reb.	11 vs. Pittsburgh (12/6)
	vs. Miami (OH) (12/18)
Asst.	2 vs. Eastern Ky. (12/14)
Blocks	3 vs. Georgia Tech (1/22)
Steals	2 vs. Akron (11/24)
FGM	5 vs. Pittsburgh (12/6)
FGA	9 vs. Kentucky (12/28)
3FGM	2 vs. Eastern Ky. (12/14)
3FGA	3 vs. Pittsburgh (12/6)
	vs. Eastern Ky. (12/14)
FT	7 vs. Georgia Tech (1/22)
FTA	12 vs. Georgia Tech (1/22)

5 Malik Williams Career Highs

Points.....	19 vs. Miami (1/6/19)
Reb.	13 (3 times, <i>latest</i> : vs. North Carolina, 3/14/19)
Asst.	2 (4 times, <i>latest</i> : vs. Eastern Ky. (12/14/19)
Blocks	4 vs. Seton Hall (12/1/18)
Steals	3 vs. Michigan State (11/27/18)
FGM	8 vs. Miami (1/6/19)
FGA	14 vs. Miami (1/6/19)
3FGM	4 vs. Pittsburgh (2/11/18)
3FGA	5 (6 times, <i>latest</i> : vs. North Carolina, 3/14/19)
FT	7 vs. Southern (11/13/18)
	vs. Georgia Tech (1/22)
FTA	12 vs. Georgia Tech (1/22)

5 Malik Williams Game-by-Game

Opponent	Date	GS	Min	FG	FGA	Pct	3-Point	FG	FGA	Pct	FT	FTA	Pct	Reb	Pct	Off	Def	Tot	Avg	PF	FO	A	TO	Blk	Stl	Pts	Avg
at Miami	11/5/19	DNP																									
YOUNGSTOWN ST	11/10/19	DNP																									
INDIANA STATE	11/13/19	DNP																									
N.C. CENTRAL	11/17/19	DNP																									
USC UPSTATE	11/20/19	5	1	2	.500	0	0	.000	1	2	.500	0	3	3	3.0	1	0	0	1	0	1	3	3.0				
AKRON	11/24/19	18	2	5	.400	0	0	.000	2	4	.500	3	4	7	5.0	3	0	0	1	0	2	6	4.5				
vs Western Ky.	11/29/19	18	2	5	.400	0	2	.000	4	4	1.000	2	7	9	6.3	2	0	1	0	0	1	8	5.7				
MICHIGAN	12/03/19	14	1	3	.333	0	2	.000	0	0	.000	1	2	3	5.5	1	0	0	0	0	1	2	4.8				
PITTSBURGH	12/06/19	20	5	8	.625	1	3	.333	2	2	1.000	3	8	11	6.6	0	0	1	1	0	0	13	6.4				
vs Texas Tech	12/10/19	19	2	21	1.000	0	0	.000	5	8	.625	0	5	5	6.3	2	0	0	0	1	0	9	6.8				
Eastern Kentucky	12/14/19	15	4	6	.667	2	3	.667	1	1	1.000	2	4	6	6.3	0	0	2	1	0	1	11	7.4				
MIAMI (OH)	12/18/19	22	3	6	.500	0	0	.000	3	6	.500	5	6	11	6.9	1	0	0	1	1	0	9	7.6				
at Kentucky	12/28/19	20	4	9	.444	0	2	.000	1	4	.250	4	3	7	6.9	4	0	0	1	0	1	9	7.8				
FLORIDA STATE	01/04/20	15	1	4	.250	0	1	.000	0	0	.000	0	2	2	6.4	2	0	0	1	1	1	2	7.2				
MIAMI (FL)	01/07/20	18	4	8	.500	0	1	.000	2	4	.500	2	4	6	6.4	2	0	1	0	2	0	10	7.5				
at Notre Dame	01/11/20	24	3	8	.375	0	1	.000	0	0	.000	1	4	5	6.3	2	0	0	0	0	0	6	7.3				
at Pittsburgh	01/14/20	23	2	5	.400	0	1	.000	5	6	.833	2	6	8	6.4	2	0	0	0	1	0	9	7.5				
at Duke	01/18/20	25	4	8	.500	1	2	.500	3	4	.750	3	4	7	6.4	2	0	0	0	1	0	12	7.8				
GEORGIA TECH	01/22/20	22	3	8	.375	0	2	.000	7	12	.583	3	3	6	6.4	1	0	0	1	3	0	13	8.1				

5 Malik Williams Statistics

Year	GP	GS	Min	Avg	FG	FGA	Pct	3FG	3FGA	Pct	FT	FTA	Pct	OReb	DReb	Reb	Avg	PF	FO	Ast	TO	Blk	Stl	Pts	Avg
2017-18	32	12	337	10.5	46	110	.418	20	62	.323	11	16	.688	23	54	77	2.4	30	0	5	11	13	12	123	3.8
2018-19	34	20	618	18.2	86	205	.420	28	88	.318	61	87	.701	63	145	208	6.1	84	1	9	31	41	9	261	7.7
2019-20	15	0	278	18.5	41	87	.471	4	20	.200	36	57	.632	31	65	96	6.4	25	0	5	8	10	8	122	8.1
TOTAL	81	32	1234	15.2	173	402	.430	52	170	.306	108	160	.675	117	264	381	4.7	139	1	19	50	64	29	506	6.2

10 Samuel Williamson

G/F 6-7 200 Fr. - HS Rockwall, Texas (Rockwall HS)

■ Has scored in 16 of 19 games for the Cardinals.
 ■ His six points against Miami on Jan. 7 off the bench was his most points in 12 games.

■ Contributed an efficient four points and four rebounds in nine minutes against No. 4 Michigan.

■ Came off the bench against Miami and made all three field goal attempts to finish with six points. It was his highest scoring game since tallying nine points against North Carolina Central (Nov. 17).

■ One of just 14 players in Louisville history to score as many as 13 points in a freshman career debut, tying for 12th on that list with 13 off the bench at Miami in the season opener. He hit 6-of-9 shots from the field, including his lone three-point attempt, and added five rebounds and an assist in 24 minutes.

■ Scored a career-high 15 points while pulling down five rebounds and dishing out a career-high four assists against Indiana State. Pulled down a career-high six rebounds against Akron.

■ Started against Bellarmine in the Cardinals' exhibition game on Oct. 29 while Steven Enoch was out with an injury and totaled 17 points and nine rebounds.

■ Averaged 25 points, 11.2 rebounds and 4.1 assists a game as a senior in helping Rockwall High School (30-6) reach the regional semifinals and achieve a No. 8 final ranking in the regular-season Class 6A state poll.

■ The McDonald's All-American (28th who signed with Louisville) was a first team all-state selection by the Texas Association of Basketball Coaches 6-A as a senior, a first team All-USA Today Texas Boys Basketball and all-area selection by the Dallas Morning News, and was the Texas District 11-6A MVP.

■ Won the three-point competition at the 2019 American Family Insurance High School Slam Dunk & 3-Point championship in Minneapolis on April 5.

■ As a junior, averaged 23.3 points and 9.7 rebounds in helping Rockwall to a 20-12 record, earning first team Texas Association of Basketball Coaches all-state honors. He scored 21 points as his team reached the area round.

■ Born Sept. 7, 2000 ... Major is business management.



10 Samuel Williamson

Games With ...	Season	Career
Double-Figure scoring.....	2	2
5 or more rebounds	4	4
4 or more assists	1	1
A blocked shot	3	3
A steal	5	5
A three-pointer	5	5
20+ points	0	0

10 Samuel Williamson

Season/Career Highs

Points.....	15 vs. Indiana State (11/13)
Reb.	6 vs. Akron (11/24)
Asst.	4 vs. Indiana State (11/13)
Blocks	1 (3 times, <i>latest</i> : vs. Western Ky. (11/29))
Steals	1 (5 times, <i>latest</i> : vs. Georgia Tech (1/22))
FGM	6 vs. Miami (11/5)
	vs. Indiana State (11/13)
FGA	9 vs. Miami (11/5)
	vs. Indiana State (11/13)
3FGM	1 vs. (5 times, <i>latest</i> : vs. Georgia Tech (1/22))
3FGA	3 vs. USC Upstate (11/20)
	vs. Pittsburgh (12/6)
FT	3 vs. Indiana State (11/13)
	vs. N.C. Central (11/17)
FTA	4 vs. Indiana State (11/13)

10 Samuel Williamson Game-by-Game

Opponent	Date	GS	Min	FG	FGA	Pct	3-Point	Pct	FT	FTA	Pct	Rebounds	Avg	PF	FO	A	TO	Blk	Stl	Pts	Avg
at Miami (FL)	11/05/19	24	6	9	.667	1	11.000	0	1	.000	2	3	5	5.0	4	0	1	3	0	13	13.0
YOUNGSTOWN ST	11/10/19	23	3	8	.375	0	1.000	0	0	.000	1	4	5	5.0	1	0	2	0	1	6	9.5
INDIANA STATE	11/13/19	23	6	9	.667	0	1.000	3	4	.750	3	2	5	5.0	1	0	4	2	1	15	11.3
N.C. CENTRAL	11/17/19	23	3	4	.750	0	1.000	3	31.000	1	2	3	4.5	4	0	0	2	0	0	9	10.8
USC UPSTATE	11/20/19	16	2	7	.286	0	3.000	0	0	.000	0	1	1	3.8	0	0	0	1	0	4	9.4
AKRON	11/24/19	19	0	2	.000	0	1.000	1	2	.500	0	6	6	4.2	1	0	0	1	0	1	8.0
vs Western Ky.	11/29/19	10	1	3	.333	0	0.000	0	0	.000	2	2	4	4.1	2	0	0	1	1	2	7.1
MICHIGAN	12/03/19	9	2	3	.667	0	0.000	0	1	.000	1	3	4	4.1	1	0	0	1	0	4	6.8
PITTSBURGH	12/06/19	17	2	4	.500	1	3.333	0	0	.000	1	2	3	4.0	2	0	1	1	0	5	6.6
vs Texas Tech	12/10/19	10	1	3	.333	0	0.000	0	0	.000	0	2	2	3.8	2	0	0	0	0	2	6.1
Eastern Kentucky	12/14/19	17	1	4	.250	0	1.000	1	11.000	1	1	2	3.6	2	0	0	2	0	0	3	5.8
MIAMI (OH)	12/18/19	12	1	4	.250	1	11.000	0	0	.000	0	2	2	3.5	1	0	0	0	0	3	5.6
at Kentucky	12/28/19	8	0	0	.000	0	0.000	0	0	.000	0	0	0	3.2	3	0	0	1	0	0	5.2
FLORIDA STATE	01/04/20	8	0	1	.000	0	0.000	0	0	.000	1	0	1	3.1	1	0	0	1	0	1	4.8
MIAMI (FL)	01/07/20	9	3	3	1.000	0	0.000	0	1	.000	1	0	1	2.9	3	0	0	2	0	6	4.9
at Notre Dame	01/11/20	10	0	0	.000	0	0.000	0	0	.000	1	2	3	2.9	0	0	0	0	0	0	4.6
at Pittsburgh	01/14/20	12	1	3	.333	1	11.000	0	1	.000	0	0	0	2.8	2	0	0	1	0	3	4.5
at Duke	01/18/20	20	2	2	1.000	0	0.000	1	2	.500	2	2	4	2.8	4	0	0	2	0	1	5.4
GEORGIA TECH	01/22/20	17	2	3	.667	1	11.000	0	0	.000	1	2	3	2.8	2	0	1	1	0	1	5.4

10 Samuel Williamson Statistics

Year	GP	GS	Min	Avg	FG	FGA	Pct	3FG	3FGA	Pct	FT	FTA	Pct	OReb	DReb	Reb	Avg	PF	FO	Ast	TO	Blk	Stl	Pts	Avg
2019-20	19	0	287	15.1	36	72	.500	5	15	.333	9	16	.563	18	36	54	2.8	36	0	9	22	3	5	86	4.5
TOTAL	19	0	287	15.1	36	72	.500	5	15	.333	9	16	.563	18	36	54	2.8	36	0	9	22	3	5	86	4.5

Year	GP	GS	Min	Avg	FG	FGA	Pct	3FG	3FGA	Pct	FT	FTA	Pct	OReb	DReb	Reb	Avg	PF	FO	Ast	TO	Blk	Stl	Pts	Avg
2019-20	10	0	33	3.3	2	6	.333	2	4	.500	6	8	.750	2	6	8	0.8	3	0	3	3	0	0	12	1.2
TOTAL	10	0	33	3.3	2	6	.333	2	4	.500	6	8	.750	2	6	8	0.8	3	0	3	3	0	0	12	1.2

13 David Johnson

G 6-5 210 Fr. - HS Louisville, Ky. (Trinity HS)

■ Hometown Louisville product was sidelined to start the season with an injury. He has logged double-digit minutes in six of the last seven games.

■ Named ACC Freshman of the Week for games Jan. 13-19. In those two games, Johnson averaged 15.0 points, 5.5 assists, 3.5 rebounds and shot 57.9 percent from the field (11-of-19 FG, 2-2 3FG) off the bench.

■ Over the last three games, he is averaging 13.3 points and 3.0 assists while shooting 60 percent from the field (18-of-20 FG, 2-3 3FG) in 20.7 minutes per game. He had scored 37 points for the season before totaling 40 points in the last three games.

■ Led the Cardinals with a career-high 19 points, seven assists and three steals at then-No. 3/3 Duke, adding four rebounds and three dunks. His 19 points were the most by a Louisville player off the bench against an AP top-three ranked opponent since former All-America guard Russ Smith scored 30 points against No. 3 Kentucky in 2011.

■ Produced his first double-digit scoring effort with 11 points, four assists and three rebounds at Pittsburgh in 20 minutes off the bench.

■ Had surgery on his left (non-shooting) shoulder on July 30 and was out nearly four months. He made his first game appearance with 3 1/2 minutes against USC Upstate, scoring his first collegiate points on a pair of dunks. He had practiced in non-contact drills since Oct. 22.

■ A four-year starter at Trinity High School, Johnson averaged 16.1 points, 7.2 rebounds and four assists as a senior while leading the Shamrocks to a 30-8 record and the Kentucky state championship. He was the MVP of the Kentucky Sweet 16 state championship. He missed six games with a knee injury his senior year.

■ Named the Lexington Herald-Leader/Kentucky.com Player of the Year and was a first team all-state selection. He earned Seventh Region Player of the Year honors from the Kentucky Association of Basketball Coaches and the Courier Journal.

■ Totaled 1,472 points and 719 rebounds in his career at Trinity as a four-year starter.

■ Cousin of recent UofL forward Ray Spalding (2015-18), who played with the Dallas Mavericks Phoenix Suns and currently the Charlotte Hornets, and was also a product of Trinity High School.

■ Born February 26, 2001 ... Major is sport administration.



13 David Johnson

Games With ...	Season	Career
Double-Figure scoring.....	3	3
5 or more rebounds	1	1
4 or more assists	2	2
A blocked shot	4	4
A steal	3	3
A three-pointer	4	4
20+ points.....	0	0

13 David Johnson Season/Career Highs

Points.....	19 vs. Duke (1/18)
Reb.	6 vs. Florida State (1/4)
Asst.....	7 vs. Duke (1/18)
Blocks	2 vs. Duke (1/18)
Steals.....	3 vs. Duke (1/18)
	vs. Georgia Tech (1/22)
FGM	8 vs. Duke (1/18)
FGA	12 vs. Duke (1/18)
3FGM	1 vs. (4 times, latest: vs. Duke (1/18))
3FGA	2 vs. Akron (11/24)
	vs. Miami (OH) (12/18)
FT	4 vs. Pittsburgh (1/14)
FTA.....	6 vs. Pittsburgh (1/14)

13 David Johnson Game-by-Game

13 David Johnson Game-by-Game						3-Point			Rebounds															
Opponent	Date	GS	Min	FG	FGA	Pct	FG	FGA	Pct	FT	FTA	Pct	Off	Def	Tot	Avg	PF	FO	A	TO	Blk	Stl	Pts	Avg
at Miami	11/5/19	DNP																						
YOUNGSTOWN ST	11/10/19	DNP																						
INDIANA STATE	11/13/19	DNP																						
N.C. CENTRAL	11/17/19	DNP																						
USC UPSTATE	11/20/19		3	2	2	1.000	0	0	.000	0	0	.000	0	1	1	1.0	1	0	0	0	0	0	4	4.0
AKRON	11/24/19		8	4	5	.800	1	2	.500	0	1	.000	0	3	3	2.0	3	0	1	1	0	0	9	6.5
vs Western Ky.	11/29/19		9	0	1	.000	0	0	.000	0	0	.000	0	1	1	1.7	3	0	1	0	0	0	0	4.3
MICHIGAN	12/03/19		2	0	1	.000	0	0	.000	0	0	.000	0	0	0	1.3	0	0	0	0	0	0	0	3.3
PITTSBURGH	12/06/19		1	0	0	.000	0	0	.000	0	0	.000	0	0	0	1.0	0	0	0	0	0	0	0	2.6
vs Texas Tech	12/10/19		7	1	2	.500	0	0	.000	2	4	.500	1	0	1	1.0	1	0	0	0	0	0	4	2.8
Eastern Kentucky	12/14/19		17	2	3	.667	1	1	1.000	0	0	.000	0	2	2	1.1	0	0	2	3	0	0	5	3.1
MIAMI (OH)	12/18/19		12	2	4	.500	0	2	.000	0	0	.000	1	1	2	1.3	1	0	0	1	1	0	4	3.3
at Kentucky	12/28/19		0	0	0	.000	0	0	.000	0	0	.000	0	0	0	1.1	0	0	0	0	0	0	0	2.9
FLORIDA STATE	01/04/20		19	2	9	.222	0	1	.000	0	0	.000	4	2	6	1.6	1	0	3	3	1	0	4	3.0
MIAMI (FL)	01/07/20		11	1	2	.500	0	0	.000	0	0	.000	0	0	0	1.5	0	0	0	2	1	0	2	2.9
at Notre Dame	01/11/20		14	2	4	.500	0	1	.000	1	2	.500	2	1	3	1.6	2	0	2	1	0	1	5	3.1
at Pittsburgh	01/14/20		20	3	7	.429	1	1	1.000	4	6	.667	2	1	3	1.7	3	0	4	3	0	0	11	3.7
at Duke	01/18/20		27	8	12	.667	1	1	1.000	2	2	1.000	0	4	4	1.9	3	0	7	5	2	3	19	4.8
GEORGIA TECH	01/22/20		15	5	9	.556	0	1	.000	0	1	.000	1	0	1	1.8	4	0	1	2	0	3	10	5.1

13 David Johnson Statistics

Year	GP	GS	Min	Avg	FG	FGA	Pct	3FG	3FGA	Pct	FT	FTA	Pct	OReb	DReb	Reb	Avg	PF	FO	Ast	TO	Blk	Stl	Pts	Avg
2019-20	15	0	165	11.0	32	61	.525	4	10	.400	9	16	.563	11	16	27	1.8	22	0	21	21	5	7	77	5.1
TOTAL	15	0	165	11.0	32	61	.525	4	10	.400	9	16	.563	11	16	27	1.8	22	0	21	21	5	7	77	5.1

20 Josh Nickelberry

G 6-4 200 Fr. - HS Fayetteville, N.C. (Northwood Temple Academy)

- Has seen an average of 4.3 minutes of action while playing in 12 of the Cardinals' first 19 games of the season.
- Scored his first collegiate points with a pair of free throws against Indiana State. He knocked down his first field goal with a three-pointer against North Carolina Central.
- Averaged 26.9 points, 4.9 rebounds and 2.6 assists per game as a senior in leading Northwood Temple Academy to a 20-14 record and a runner-up position in the 1A NCISAA North Carolina state championship. He scored 19 in the title game as his team was the first in program history to reach the state championship game.
- The first player to verbally commit to the Cardinals in this recruiting class, Nickelberry earned NCISAA and AP All-State honors as a senior at Northwood Temple.
- Finished his high school career with 2,904 points, making him the second-leading all-time scorer in the history of North Carolina high school basketball. He scored 886 as a senior.
- Began playing organized basketball as an eight-year-old and achieved his first dunk in the eighth grade.
- Nickelberry's father, Gerald, was a linebacker at Northern Illinois (1991-94), ranking sixth in career tackles and his seven career fumble recoveries is an NIU record. His mother, Meredith McKinney, was a volleyball player and is an Army veteran. His stepmother, Jessie, was a track and volleyball athlete and is an Army veteran.
- Born March 9, 2001 ... Major is marketing.



20 Josh Nickelberry		
Games With ...	Season	Career
Double-Figure scoring.....	0	0
5 or more rebounds	0	0
4 or more assists	0	0
A blocked shot	0	0
A steal	0	0
A three-pointer	1	1
20+ points	0	0

20 Josh Nickelberry Season/Career Highs

- Points..... 3 vs. N.C. Central (11/17)
- Reb. 1 (3 times, *latest*: vs. Western Ky. (11/29)
- Asst..... 1 vs. USC Upstate (11/20)
- Blocks none
- Steals..... none
- FGM 1 vs. N.C. Central (11/17)
- FGA 3 vs. Indiana State (11/13)
- 3FGM 1 vs. N.C. Central (11/17)
- 3FGA 2 vs. Indiana State (11/13)
- vs. N.C. Central (11/17)
- FT..... 2 (3 times, *latest*: vs. Eastern Ky. (12/14)
- FTA..... 2 (3 times, *latest*: vs. Eastern Ky. (12/14)

20 Josh Nickelberry Game-by-Game										3-Point				Rebounds													
Opponent	Date	GS	Min	FG	FGA	Pct	FG	FGA	Pct	FT	FTA	Pct	Off	Def	Tot	Avg	PF	FO	A	TO	Blk	Stl	Pts	Avg			
at Miami (FL)	11/05/19	9	0	0	.000	0	0	.000	0	0	.000	0	0	0	0	0.0	0	0	0	0	0	0	0.0				
YOUNGSTOWN ST	11/10/19	5	0	0	.000	0	0	.000	0	0	.000	0	0	0	0	0.0	0	0	0	0	0	0	0.0				
INDIANA STATE	11/13/19	9	0	3	.000	0	2	.000	2	2	1.000	0	1	1	0.3	0	0	0	0	0	0	2	0.7				
N.C. CENTRAL	11/17/19	10	1	2	.500	1	2	.500	0	0	.000	0	0	0	0.3	0	0	0	0	0	0	3	1.3				
USC UPSTATE	11/20/19	2	0	0	.000	0	0	.000	0	0	.000	0	1	1	0.4	0	0	1	0	0	0	0	1.0				
AKRON	11/24/19	DNP																									
vs Western Ky.	11/29/19	5	0	2	.000	0	1	.000	2	2	1.000	1	0	1	0.5	0	0	0	0	0	0	2	1.2				
MICHIGAN	12/03/19	0	0	0	.000	0	0	.000	0	0	.000	0	0	0	0.4	0	0	0	0	0	0	0	1.0				
PITTSBURGH	12/06/19	1	0	0	.000	0	0	.000	0	0	.000	0	0	0	0.4	0	0	0	0	0	0	0	0.9				
vs Texas Tech	12/10/19	DNP																									
Eastern Kentucky	12/14/19	8	0	1	.000	0	1	.000	2	2	1.000	0	0	0	0.3	2	0	0	1	0	0	2	1.0				
MIAMI (OH)	12/18/19	1	0	0	.000	0	0	.000	0	0	.000	0	0	0	0.3	0	0	0	0	0	0	0	0.9				
at Kentcukey	12/28/19	DNP																									
FLORIDA STATE	01/04/20	1	0	0	.000	0	0	.000	0	0	.000	0	0	0	0.3	0	0	0	0	0	0	0	0.8				
MIAMI (FL)	01/07/20	DNP																									
at Notre Dame	01/11/20	DNP																									
at Pittsburgh	01/14/20	DNP																									
at Duke	01/18/20	DNP																									
GEORGIA TECH	01/22/20	1	0	0	.000	0	0	.000	0	0	.000	0	0	0	0.3	1	0	0	0	0	0	0	0.8				

20 Josh Nickelberry Statistics

Year	GP	GS	Min	Avg	FG	FGA	Pct	3FG	3FGA	Pct	FT	FTA	Pct	OReb	DReb	Reb	Avg	PF	FO	Ast	TO	Blk	Stl	Pts	Avg
2019-20	12	0	52	4.3	1	8	.125	1	6	.167	6	6	1.000	1	2	3	0.3	3	0	1	1	0	0	9	0.8
TOTAL	12	0	52	4.3	1	8	.125	1	6	.167	6	6	1.000	1	2	3	0.3	3	0	1	1	0	0	9	0.8

22 Aidan Igiehon

F 6-10 240 Fr. - HS Dublin, Ireland (Lawrence Woodmere Academy)

- Last name is pronounced ee-GYAY-hawn.
- Has seen action in 12 of the Cardinals’ first 19 games of the season, averaging 5.0 minutes a game in a reserve role.
- Missed UofL’s game at Duke while recovering from the flu.
- Led the Cardinals with seven rebounds against North Carolina Central.
- Scored his first collegiate points with a first-half dunk against Indiana State. Has scored in four games.
- Averaged 23.4 points, 10.4 rebounds and 5.8 blocked shots as a senior for Woodmere (22-5), which won the NYSAIS Class B Championship, marking his third consecutive state title.
- Nicknamed the “Irish Hulk,” he was a first team USA Today’s All USA New York Boys Basketball Team selection and was a member of the New York State Sportswriters Association Class B boys basketball all-state first team.
- Won three consecutive state titles, helping the Tigers to the NYSAIS C-Division title in 2017 and the B-Division title in 2018 and 2019.
- Igiehon was 13-years-old when he arrived in Brooklyn, New York on June 28, 2014 to live with his aunt and uncle. He had first picked up a basketball when he was 12. UofL Coach Chris Mack visited Igiehon’s mother in Clondalkin, West Dublin, Ireland during the recruiting process.
- His brother Brandon is a senior at SUNY Potsdam, where he plays soccer for the Bears.
- Born Aug. 17, 2000 ... Major is communication.



22 Aidan Igiehon		
Games With ...	Season	Career
Double-Figure scoring.....	0	0
5 or more rebounds	1	1
4 or more assists	0	0
A blocked shot	2	2
A steal	0	0
A three-pointer	0	0
20+ points.....	0	0

22 Aidan Igiehon Season/Career Highs

Points..... 4 vs. Indiana State (11/13)
Reb. 7 vs. N.C. Central (11/17)
Asst..... none
Blocks 1 vs. Miami (11/5)
 vs. N.C. Central (11/17)
Steals none
FGM 2 vs. Indiana State (11/13)
FGA 2 vs. Indiana State (11/13)
 vs. N.C. Central (11/17)
3FGM none
3FGA none
FT 1 vs. N.C. Central (11/17)
FTA 4 vs. N.C. Central (11/17)

22 Aidan Igiehon Game-by-Game

Opponent	Date	GS	Min	FG	FGA	Pct	FG	FGA	Pct	FT	FTA	Pct	Off	Def	Tot	Avg	PF	FO	A	TO	Blk	Stl	Pts	Avg
at Miami (FL)	11/05/19	12	0	1	.000	0	0	.000	0	0	.000	0	0	0	0	0.0	3	0	0	2	1	0	0	0.0
YOUNGSTOWN ST	11/10/19	5	0	0	.000	0	0	.000	0	0	.000	0	1	1	0.5	4	0	0	0	0	0	0	0.0	
INDIANA STATE	11/13/19	11	2	21	.000	0	0	.000	0	2	.000	0	3	3	1.3	0	0	0	1	0	0	4	1.3	
N.C. CENTRAL	11/17/19	13	1	2	.500	0	0	.000	1	4	.250	1	6	7	2.8	4	0	0	1	1	0	3	1.8	
USC UPSTATE	11/20/19	6	1	11	.000	0	0	.000	0	0	.000	0	1	1	2.4	0	0	0	0	0	0	2	1.8	
AKRON	11/24/19	DNP																						
vs Western Ky.	11/29/19	3	0	0	.000	0	0	.000	0	0	.000	0	1	1	2.2	0	0	0	0	0	0	0	1.5	
MICHIGAN	12/03/19	0	0	0	.000	0	0	.000	0	0	.000	0	0	0	0	1.9	0	0	0	0	0	0	1.3	
PITTSBURGH	12/06/19	1	0	1	.000	0	0	.000	0	0	.000	0	0	0	0	1.6	0	0	0	0	0	0	1.1	
vs Texas Tech	12/10/19	2	0	0	.000	0	0	.000	0	0	.000	0	1	1	1.6	0	0	0	0	0	0	0	1.0	
Eastern Kentucky	12/14/19	5	1	11	.000	0	0	.000	0	0	.000	1	2	3	1.7	1	0	0	0	0	0	2	1.1	
MIAMI (OH)	12/18/19	1	0	0	.000	0	0	.000	0	0	.000	0	0	0	1.5	0	0	0	0	0	0	0	1.0	
at Kentcuky	12/28/19	DNP																						
FLORIDA STATE	01/04/20	1	0	0	.000	0	0	.000	0	0	.000	0	0	0	1.4	0	0	0	0	0	0	0	0.9	
MIAMI (FL)	01/07/20	DNP																						
at Notre Dame	01/11/20	DNP																						
at Pittsburgh	01/14/20	DNP																						
at Duke	01/18/20	DNP																						
GEORGIA TECH	01/22/20	DNP																						

22 Aidan Igiehon Statistics

Year	GP	GS	Min	Avg	FG	FGA	Pct	3FG	3FGA	Pct	FT	FTA	Pct	OReb	DReb	Reb	Avg	PF	FO	Ast	TO	Blk	Stl	Pts	Avg
2019-20	12	0	60	5.0	5	8	.625	0	0	.000	1	6	.167	2	15	17	1.4	12	0	0	4	2	0	11	0.9
TOTAL	12	0	60	5.0	5	8	.625	0	0	.000	1	6	.167	2	15	17	1.4	12	0	0	4	2	0	11	0.9

23 Steven Enoch

C 6-10 255 R-Sr. - 1L Norwalk, Conn. (University of Connecticut)

■ Has scored in double figures in seven of the last 10 games and 12 occasions this season. His 10 points at Duke included making both of his three-point attempts.

■ Recorded his fourth double-double of the season with 12 points and 10 rebounds against Miami on Jan. 7 for his sixth career double-double.

■ Ranks 29th in the ACC in rebounding (6.32 rpg) and 22nd in blocked shots (0.9).

■ Totaled 18 points and five rebounds vs. Kentucky, his second-highest scoring total of the year.

■ Set a career-high with 23 points on 9-of-10 shooting against Eastern Kentucky, surpassing his previous career-high of 22 points against Boston College on Feb. 27, 2019, his only other 20-point game of his career.

■ Produced double-doubles in the Cardinals' first two games of the season (11 points, 12 rebounds, one blocked shot vs. Miami; 17 points, career-high 14 rebounds, career-best three blocked shots vs. Youngstown State).

■ Earned a bachelor of arts degree in communication from UofL in 2019 and is playing his final year as a graduate student.

■ Went through the NBA draft evaluation process while declaring for the draft in the spring but chose to return to college for his senior year.

■ Double figure scorer in 29 games over his two seasons at Louisville.

■ Honored on the 2019 All-ACC Academic team.

■ Produced his first double-double at North Carolina last year with 17 points and a season-high tying 11 rebounds.

■ Scored a career-high 22 points against Boston College last season while pulling down six rebounds.

■ Played his freshmen and sophomore years at the University of Connecticut (2015-17). He sat out the 2017-18 season after transferring.

■ Averaged 3.4 points, 2.3 rebounds and 12.1 minutes in 29 games during the 2016-17 season for UConn.

■ Born Sept. 18, 1997 ... Major is communication, post baccalaureate.



23 Steven Enoch

Games With ...	Season	Career
Double-Figure scoring....	12	29
5 or more rebounds	13	29
4 or more assists	0	0
A blocked shot	11	28
A steal	6	11
A three-pointer	5	16
20+ points	1	2

23 Steven Enoch Season Highs

Points..... 23 vs. Eastern Ky. (12/14)
 Reb. 14 vs. Youngstown St. (11/10)
 Asst..... 2 vs. N.C. Central (11/17)
 Blocks 3 vs. Youngstown St. (11/10)
 Steals..... 3 vs. Notre Dame (1/11/20)
 FGM 9 vs. Eastern Ky. (12/14)
 FGA 17 vs. Kentucky (12/28)
 3FGM 2 vs. Michigan (12/3)
 vs. Duke (1/18)
 3FGA 5 vs. Michigan (12/3)
 FT..... 5 vs. Eastern Ky. (12/14)
 FTA..... 7 vs. Akron (11/24)

23 Steven Enoch Career Highs at UofL

Points..... 23 vs. Eastern Ky. (12/14/19)
 Reb. 14 vs. Youngstown St. (11/10/19)
 Asst..... 2 vs. N.C. Central (11/17/19)
 Blocks 3 vs. Robert Morris (12/21/18)
 vs. Youngstown St. (11/10/19)
 Steals..... 3 vs. Notre Dame (1/11/20)
 FGM 9 vs. Boston College (2/27/19)
 vs. Eastern Ky. (12/14/19)
 FGA 17 vs. Boston College (2/27/19)
 vs. Kentucky (12/28)
 3FGM 2 (4 times, latest: 3 vs. Duke (1/18/20)
 3FGA 5 vs. Michigan (12/3/19)
 FT..... 9 vs. Nicholls State (11/8/18)
 FTA..... 9 vs. Nicholls State (11/8/18)

23 Steven Enoch Game-by-Game

23 Steven Enoch Game-by-Game										3-Point			Rebounds											
Opponent	Date	GS	Min	FG	FGA	Pct	FG	FGA	Pct	FT	FTA	Pct	Off	Def	Tot	Avg	PF	FO	A	TO	Blk	Stl	Pts	Avg
at Miami (FL)	11/05/19	*	19	5	7	.714	0	1	.000	1	2	.500	3	9	12	12.0	2	0	0	0	1	0	11	11.0
YOUNGSTOWN ST	11/10/19	*	29	8	14	.571	0	2	.000	1	1	1.000	4	10	14	13.0	0	0	0	0	3	0	17	14.0
INDIANA STATE	11/13/19	*	21	2	6	.333	0	0	.000	0	0	.000	1	9	10	12.0	4	0	0	3	2	0	4	10.7
N.C. CENTRAL	11/17/19	*	23	7	9	.778	0	2	.000	1	2	.500	0	5	5	10.3	2	0	2	2	0	0	15	11.8
USC UPSTATE	11/20/19	*	25	2	8	.250	0	2	.000	2	2	1.000	2	4	6	9.4	2	0	0	2	1	0	6	10.6
AKRON	11/24/19	*	21	6	9	.667	1	2	.500	4	7	.571	2	3	5	8.7	3	0	0	1	2	0	17	11.7
vs Western Ky.	11/29/19	*	19	2	5	.400	0	0	.000	2	3	.667	1	2	3	7.9	2	0	1	0	0	1	6	10.9
MICHIGAN	12/03/19	*	26	5	10	.500	2	5	.400	1	2	.500	3	7	10	8.1	2	0	0	1	1	0	13	11.1
PITTSBURGH	12/06/19	*	19	3	6	.500	1	11	1.000	0	0	.000	1	1	2	7.4	2	0	0	1	0	0	7	10.7
vs Texas Tech	12/10/19	*	21	4	8	.500	0	0	.000	2	2	1.000	2	4	6	7.3	1	0	0	3	1	0	10	10.6
Eastern Kentucky	12/14/19	*	20	9	10	.900	0	0	.000	5	6	.833	2	5	7	7.3	3	0	1	1	1	1	23	11.7
MIAMI (OH)	12/18/19	*	17	1	3	.333	0	0	.000	2	2	1.000	1	6	7	7.3	1	0	1	1	0	0	4	11.1
at Kentucky	12/28/19	*	25	8	17	.471	1	4	.250	1	1	1.000	1	4	5	7.1	4	0	0	3	0	0	18	11.6
FLORIDA STATE	01/04/20	*	24	3	6	.500	0	0	.000	4	7	.571	1	3	4	6.9	2	0	1	2	2	1	10	11.5
MIAMI (FL)	01/07/20	*	22	4	12	.333	0	1	.000	4	6	.667	3	7	10	7.1	1	0	1	0	1	0	12	11.5
at Notre Dame	01/11/20	*	16	1	8	.125	0	1	.000	0	0	.000	1	4	5	6.9	1	0	1	3	0	3	2	10.9
at Pittsburgh	01/14/20	*	23	3	6	.500	0	0	.000	2	2	1.000	1	3	4	6.8	4	0	0	2	0	1	8	10.8
at Duke	01/18/20	*	15	4	8	.500	2	21	1.000	0	0	.000	0	2	2	6.5	3	0	0	1	1	1	10	10.7
GEORGIA TECH	01/22/20	*	18	5	9	.556	0	0	.000	3	4	.750	3	0	3	6.3	2	0	0	0	0	0	13	10.8

23 Steven Enoch Statistics at Louisville

Year	GP	GS	Min	Avg	FG	FGA	Pct	3FG	3FGA	Pct	FT	FTA	Pct	OReb	DReb	Reb	Avg	PF	FO	Ast	TO	Blk	Stl	Pts	Avg
2018-19	34	14	654	19.2	122	231	.528	14	39	.359	63	77	.818	51	126	177	5.2	86	2	6	35	22	6	321	9.4
2019-20	19	19	403	21.2	82	161	.509	7	23	.304	35	49	.714	32	88	120	6.3	41	0	8	26	16	8	206	10.8
TOTAL	53	33	1057	19.9	204	392	.520	21	62	.339	98	126	.778	83	214	297	5.6	127	2	14	61	38	14	527	9.9

24 Dwayne Sutton

F 6-5 220 R-Sr. - 2L Louisville, Ky. (UNC Asheville)

■ Ranks fourth in the ACC in rebounding with 8.74 per game and is sixth in offensive rebounds (2.68). He has pulled down double-digit rebounds in seven of his last 15 games and four of the last seven including 14 against Notre Dame on Jan. 11.

■ Grabbed the 800th rebound of his collegiate career against Georgia Tech on Jan. 22. With six boards in the win, Sutton now has 805 overall (543 at Louisville, 262 at UNC Asheville)

■ Missed a double-double by one rebound at Pitt, totaling 14 points, nine rebounds and two blocked shots while connecting on 3-of-6 three-pointers. He has made 5-of-11 threes in his last three games.

■ Produced his ninth career double-double and fourth this year with 10 points and 14 rebounds at Notre Dame. He buried back-to-back three-point goals in the last four minutes at Notre Dame as the Cardinals came from trailing to a three-point lead it would not relinquish.

■ Has nine career double-doubles and has scored in double digits 30 times with the Cardinals.

■ Scored 11 points against ECU, surpassing 1,000 career points. He now has 1,071 points for his career (663 at Louisville, 408 at UNC Asheville).

■ Matched his career-high with 15 rebounds and three blocked shots against Miami (Ohio), adding eight points and dishing out four assists.

■ Sutton's career-high matching 15 rebounds against USC Upstate were the most by a Cardinal since Ray Spalding pulled down 16 against Grand Canyon on Dec. 23, 2017. His 29 rebounds in that game and 14 vs. Akron combined was the most for a Cardinal since Chinanu Onuaku grabbed as many against Wake Forest (15) and NC State (14) on Jan. 3 and 7, 2016.

■ Recorded his first double-double of the season with 14 points and 10 rebounds against Indiana State. Has four double-doubles this season.

■ Earned a bachelor of arts degree in sport administration from UofL in 2019 and is playing his final year working on a master's degree in sport administration.

■ Listed second in a preseason rank of 2019-20 "Glue Guys" by NCAA.com.

■ Scored a career-high 19 points against North Carolina in Louisville last season while matching a career-high four three-pointers made.

■ Named ACC Player of the Week for games Jan. 7-13, 2019.

■ Scored 17 points at North Carolina last year, dished out a career-high seven assists and added 10 rebounds and four steals with no turnovers in 38 minutes.



24 Dwayne Sutton

Games With ...	Season	Career
Double-Figure scoring....	10	30
5 or more rebounds	18	58
4 or more assists	4	11
A blocked shot	10	26
A steal	13	54
A three-pointer	12	37
20+ points	0	0

■ Redshirted the 2016-17 season as a walk-on after transferring to Louisville following his freshman year at UNC Asheville. He earned a scholarship for the 2017-18 season.

■ Was UNC Asheville's second-leading scorer and top rebounder in 2015-16, averaging 12.0 points and 7.7 rebounds as a freshman. He scored in double digits on 21 occasions and grabbed eight or more rebounds in 16 games.

■ Earned Big South Tournament MVP when he produced season highs of 25 points and 18 rebounds against Winthrop in the championship game of the Big South Tournament.

■ Born Feb. 26, 1997 ... Major is sport administration (master's).

24 Dwayne Sutton Season Highs

Points.....	16 vs. Miami (11/5)
Reb.	15 vs. USC Upstate (11/20) vs. Miami (OH) (12/18)
Asst.....	5 vs. Pittsburgh (12/6)
Blocks	3 vs. Miami (OH) (12/18)
Steals	2 (6 times, <i>latest</i> : vs. Georgia Tech (1/22))
FGM	6 vs. Miami (11/5) vs. Western Ky. (11/29)
FGA	11 vs. Kentucky (12/28) vs. Notre Dame (1/11)
3FGM	3 vs. Pittsburgh (1/14)
3FGA	6 vs. Pittsburgh (1/14)
FT	7 vs. Duke (1/18)
FTA	8 vs. Duke (1/18)

24 Dwayne Sutton Career Highs at UofL

Points.....	19 vs. North Carolina (2/2/19)
Reb.	15 vs. USC Upstate (11/20/19) vs. Miami (OH) (12/18/19)
Asst.....	7 vs. North Carolina (1/12/19)
Blocks	3 vs. Florida State (3/7/18) vs. Miami (OH) (12/18/19)
Steals	4 vs. North Carolina (1/12/19)
FGM	7 vs. North Carolina (2/2/19)
FGA	12 vs. North Carolina (2/2/19)
3FGM	4 (4 times, <i>latest</i> : vs. North Carolina. 3/14/19)
3FGA	9 vs. North Carolina (3/14/19)
FT	7 vs. Wake Forest (1/30/19) vs. Duke (1/18)
FTA	8 (4 times, <i>latest</i> : 3 vs. Duke (1/18/20))

24 Dwayne Sutton Game-by-Game

Opponent	Date	GS	Min	FG	FGA	Pct	FG	FGA	Pct	FT	FTA	Pct	Off	Def	Tot	Avg	PF	FO	A	TO	Blk	Stl	Pts	Avg
at Miami (FL)	11/05/19	*	28	6	7	.857	0	0	.000	4	6	.667	3	2	5	5.0	0	0	1	0	0	2	16	16.0
YOUNGSTOWN ST	11/10/19	*	31	1	3	.333	0	2	.000	0	0	.000	0	3	3	4.0	1	0	1	2	1	2	2	9.0
INDIANA STATE	11/13/19	*	31	5	6	.833	2	2	1.000	2	3	.667	3	7	10	6.0	2	0	1	2	0	1	14	10.7
N.C. CENTRAL	11/17/19	*	29	5	6	.833	2	3	.667	0	0	.000	0	5	5	5.8	2	0	1	0	1	0	12	11.0
USC UPSTATE	11/20/19	*	34	3	4	.750	1	2	.500	2	2	1.000	7	8	15	7.6	2	0	4	0	0	1	9	10.6
AKRON	11/24/19	*	32	2	3	.667	1	2	.500	5	6	.833	7	7	14	8.7	2	0	1	1	0	2	10	10.5
vs Western Ky.	11/29/19	*	32	6	10	.600	2	4	.500	1	2	.500	4	3	7	8.4	1	0	0	0	0	0	15	11.1
MICHIGAN	12/03/19	*	35	1	3	.333	0	1	.000	2	4	.500	2	9	11	8.8	1	0	0	0	1	0	4	10.3
PITTSBURGH	12/06/19	*	30	1	4	.250	1	3	.333	0	0	.000	3	2	5	8.3	2	0	5	0	1	0	3	9.4
vs Texas Tech	12/10/19	*	31	2	6	.333	0	2	.000	0	0	.000	2	7	9	8.4	3	0	3	3	0	1	4	8.9
Eastern Kentucky	12/14/19	*	28	3	4	.750	1	1	1.000	4	4	1.000	3	2	5	8.1	3	0	3	4	0	2	11	9.1
MIAMI (OH)	12/18/19	*	36	4	10	.400	0	2	.000	0	0	.000	4	11	15	8.7	2	0	4	0	3	0	8	9.0
at Kentucky	12/28/19	*	43	5	11	.455	1	5	.200	3	5	.600	4	6	10	8.8	2	0	1	1	0	1	14	9.4
FLORIDA STATE	01/04/20	*	28	1	4	.250	1	2	.500	0	0	.000	2	3	5	8.5	3	0	4	0	1	0	3	8.9
MIAMI (FL)	01/07/20	*	35	4	9	.444	0	2	.000	1	2	.500	0	13	13	8.8	2	0	3	2	2	1	9	8.9
at Notre Dame	01/11/20	*	33	4	11	.364	2	3	.667	0	0	.000	3	11	14	9.1	3	0	3	1	1	2	10	9.0
at Pittsburgh	01/14/20	*	35	4	8	.500	3	6	.500	2	5	.400	2	7	9	9.1	2	0	0	1	2	0	13	9.2
at Duke	01/18/20	*	30	3	6	.500	0	2	.000	7	8	.875	0	5	5	8.9	4	0	2	1	1	1	13	9.4
GEORGIA TECH	01/22/20	*	26	1	4	.250	1	3	.333	0	0	.000	2	4	6	8.7	3	0	3	0	0	2	3	9.1

24 Dwayne Sutton Statistics at Louisville

Year	GP	GS	Min	Avg	FG	FGA	Pct	3FG	3FGA	Pct	FT	FTA	Pct	OReb	DReb	Reb	Avg	PF	FO	Ast	TO	Blk	Stl	Pts	Avg
2017-18	36	4	548	15.2	53	119	.445	17	48	.354	30	44	.682	40	104	144	4.0	70	1	21	17	13	30	153	4.3
2018-19	34	34	1069	31.4	113	262	.431	48	138	.348	66	88	.750	76	157	233	6.9	82	4	63	50	9	30	340	10.0
2019-20	19	19	607	31.9	61	119	.513	18	47	.383	33	47	.702	51	115	166	8.7	40	0	40	18	14	18	173	9.1
TOTAL	89	57	2224	25.0	227	500	.454	83	233	.356	129	179	.721	167	376	543	6.1	192	5	124	85	36	78	666	7.5

30 Ryan McMahon

G 6-0 185 R-Sr. - 3L Sarasota, Fla. (Cardinal Mooney HS)

■ Has made at least three 3-pointers in seven games this season. He has made 8-of-17 three-pointers over the last five games (.471).

■ Scored a season-high 17 points against Notre Dame, connecting on 6-of-10 from the field and 3-of-5 from behind the arc.

■ Played a career-high 36 minutes against Pitt on Dec. 6 while scoring 11 points and knocking down 3-of-6 from behind the arc.

■ Surpassed 600 points for his career (654 now) with seven points against Eastern Kentucky while dishing out a season-best six assists, the 10th game of his career with at least four.

■ Started the first 13 games for the Cardinals this season.

■ Has 22 career double-figure scoring outings (654 points now). He has 153 career three-point goals, 16 short of the career top ten at UoFL.

■ His .388 career three-point percentage (154-of-397) ranks tied for seventh at Louisville.

■ Earned a bachelor of science degree in marketing from UoFL in 2019 and is playing his final year while adding to that degree.

■ His current .908 career free throw percentage is a UoFL record. He missed his first free throw of the season against Michigan after making 31 straight reaching back to last season.

■ Tied a career-high with five 3-pointers against USC Upstate, finishing with 15 points.

■ 40 of his 49 field goals this season are three-pointers.

■ 53 of his 68 field goals last season were three-pointers.

■ Honored on the 2019 All-ACC Academic team.


■ Has 22 career double-figure scoring games.

■ Scored a career-high 24 points last year vs. No. 9 Michigan St., while knocking down 12-of-13 free throws (7-of-8 in overtime).

■ Handed out a career-best nine assists against Miami as a junior while scoring 12 points.

■ His father Dave played basketball at Valparaiso, his mother Kim played volleyball and his sister Hanna played volleyball at Jacksonville.

■ Born Sept. 22, 1996 ... Major is marketing, post baccalaureate.



30 Ryan McMahon

Games With ...	Season	Career
Double-Figure scoring.....	7	22
5 or more rebounds.....	0	0
4 or more assists.....	3	11
A blocked shot.....	1	9
A steal.....	10	39
A three-pointer.....	17	74
20+ points.....	0	1

30 Ryan McMahon Season Highs

Points.....	17 vs. Notre Dame (1/11)
Reb.....	3 vs. Youngstown St. (11/10) vs. Pittsburgh (12/6)
Asst.....	6 vs. Eastern Ky. (12/14)
Blocks.....	1 vs. Michigan (12/3)
Steals.....	2 vs. Miami (11/5) vs. N.C. Central (11/17)
FGM.....	6 vs. Miami (11/5) vs. Notre Dame (1/11)
FGA.....	10 vs. Miami (11/5) vs. Notre Dame (1/11)
3FGM.....	5 vs. USC Upstate (11/20)
3FGA.....	8 vs. USC Upstate (11/20)
FT.....	4 vs. Akron (11/24)
FTA.....	4 vs. Akron (11/24)

30 Ryan McMahon Career Highs

Points.....	24 vs. Michigan State (11/27/18)
Reb.....	5 vs. Georgia Tech (2/8/18)
Asst.....	9 vs. Miami (1/5/19)
Blocks.....	1 (9 times, <i>latest</i> : vs. Michigan (12/3/19))
Steals.....	4 vs. Georgia Tech (2/8/18)
FGM.....	6 vs. Miami (11/5/19) vs. Notre Dame (1/11/20)
FGA.....	10 (5 times, <i>latest</i> : vs. Notre Dame (1/11/20))
3FGM.....	5 (3 times, <i>latest</i> : vs. USC Upstate (11/20/19))
3FGA.....	9 vs. Miami (1/6/19)
FT.....	12 vs. Michigan State (11/27/18)
FTA.....	13 vs. Michigan State (11/27/18)

30 Ryan McMahon Game-by-Game

Opponent	Date	GS	Min	FG	FGA	Pct	FG	FGA	Pct	FT	FTA	Pct	Off	Def	Tot	Avg	PF	FO	A	TO	Blk	Stl	Pts	Avg
at Miami (FL)	11/05/19	*	24	6	10	.600	4	7	.571	0	0	.000	0	0	0	0.0	1	0	2	0	0	2	16	16.0
YOUNGSTOWN ST	11/10/19	*	30	5	9	.556	4	7	.571	2	2	1.000	0	3	3	1.5	1	0	2	1	0	0	16	16.0
INDIANA STATE	11/13/19	*	28	3	5	.600	3	4	.750	0	0	.000	1	0	1	1.3	0	0	2	0	0	0	9	13.7
N.C. CENTRAL	11/17/19	*	28	2	5	.400	2	4	.500	2	2	1.000	0	0	0	1.0	3	0	4	1	0	2	8	12.3
USC UPSTATE	11/20/19	*	30	5	8	.625	5	8	.625	0	0	.000	0	0	0	0.8	1	0	2	4	0	1	15	12.8
AKRON	11/24/19	*	27	2	6	.333	2	5	.400	4	4	1.000	0	0	0	0.7	1	0	2	2	0	0	10	12.3
vs Western Ky.	11/29/19	*	30	1	5	.200	1	4	.250	0	0	.000	0	2	2	0.9	1	0	1	0	0	1	3	11.0
MICHIGAN	12/03/19	*	35	1	8	.125	1	5	.200	1	2	.500	0	1	1	0.9	3	0	2	1	1	1	4	10.1
PITTSBURGH	12/06/19	*	36	3	6	.500	3	6	.500	2	2	1.000	0	3	3	1.1	0	0	2	2	0	1	11	10.2
vs Texas Tech	12/10/19	*	36	2	7	.286	2	6	.333	2	2	1.000	0	2	2	1.2	3	0	2	1	0	0	8	10.0
Eastern Kentucky	12/14/19	*	23	2	6	.333	1	4	.250	2	2	1.000	0	1	1	1.2	1	0	6	1	0	0	7	9.7
MIAMI (OH)	12/18/19	*	28	3	7	.429	3	7	.429	2	2	1.000	0	2	2	1.3	1	0	0	1	0	0	11	9.8
at Kentucky	12/28/19	*	28	1	7	.143	1	5	.200	1	2	.500	0	1	1	1.2	3	0	4	2	0	1	4	9.4
FLORIDA STATE	01/04/20		14	1	5	.200	0	3	.000	0	0	.000	0	0	0	1.1	1	0	1	2	0	0	2	8.9
MIAMI (FL)	01/07/20		22	2	5	.400	2	4	.500	0	0	.000	0	1	1	1.1	1	0	1	0	0	0	6	8.7
at Notre Dame	01/11/20		27	6	10	.600	3	5	.600	2	2	1.000	0	2	2	1.2	2	0	1	1	0	1	17	9.2
at Pittsburgh	01/14/20		27	2	7	.286	2	6	.333	0	0	.000	0	1	1	1.2	3	0	2	1	0	0	6	9.0
at Duke	01/18/20		13	1	11	.000	1	11	.000	0	0	.000	1	0	1	1.2	1	0	1	2	0	1	3	8.7
GEORGIA TECH	01/22/20		10	1	2	.500	0	1	.000	2	2	1.000	0	1	1	1.2	0	0	1	2	0	1	4	8.4

30 Ryan McMahon Statistics

Year	GP	GS	Min	Avg	FG	FGA	Pct	3FG	3FGA	Pct	FT	FTA	Pct	OReb	DReb	Reb	Avg	PF	FO	Ast	TO	Blk	Stl	Pts	Avg
2016-17	28	0	176	6.3	20	60	.333	19	52	.365	12	14	.857	2	12	14	0.5	30	0	17	10	2	6	71	2.5
2017-18	29	0	452	15.6	54	128	.422	42	103	.408	27	32	.844	5	27	32	1.1	48	0	44	30	2	25	177	6.1
2018-19	34	1	651	19.1	68	181	.376	53	150	.353	57	60	.950	3	33	36	1.1	49	0	60	41	4	15	246	7.2
2019-20	19	13	496	26.1	49	119	.412	40	92	.435	22	24	.917	2	20	22	1.2	27	0	38	24	1	12	160	8.4
TOTAL	110	14	1775	16.1	191	488	.391	154	397	.388	118	130	.908	12	92	104	0.9	154	0	159	105	9	58	654	5.9

33 Jordan Nwora

F 6-8 225 Jr. - 2L Buffalo, N.Y. (Vermont Academy)

- Last name pronounced WOR-uh (silent N).
- Topped 20 points in 10 games and ranks second in the ACC in scoring (19.1). He has 20 or more points in 23 games over the last two years.
- Tied his career-high with 32 points on 11-of-15 shooting against Florida State, matching the 32 he scored against Boston College on Jan. 16, 2019. He added a team-high 10 rebounds.
- Matched a season-high 12 rebounds while scoring 19 points against Miami on Jan. 7 for his 13th career double-double and fourth this season. He also grabbed 12 at Miami in the season opener (Nov. 5) and against Michigan (Dec. 3).
- Became the 69th player in Louisville history to reach 1,000 career points with a 3-pointer in the opening minutes of the Florida State game (currently has 1,099 career points).
- His 363 points scored this season is the second-most by a Louisville player through 19 games over the last 20 seasons.
- Honored as co-ACC Player of the Week for games Dec. 1-8 after averaged 20.5 points, 9.0 rebounds, 1.5 assists and 1.5 steals in victories over No. 4 Michigan and Pitt.
- Opened the season with 23 points, 12 rebounds, two assists and two steals at Miami.
- His .400 career three-point percentage (148-of-370) ranks fifth at Louisville.
- Recognized as one of the nation's top returning players, earning first-team preseason All-America honors from multiple entities.
- Went through the NBA draft evaluation process while declaring for the draft but chose to return to college for his junior year.
- Honored as the 2019 ACC Most Improved Player and earned third team All-ACC honors. He was UofL's top scorer (17.0 ppg, seventh in the ACC) and rebounder (7.6, ninth in the ACC) as a sophomore. He was the most improved scorer in the ACC and third in the nation in 2018-19, rising 11.3 points from his freshman season.
- Scored in double digits in 31 of 34 games as a sophomore.
- Honored on the 2019 All-ACC Academic team for the second straight year.
- Coached by his father when he played for the Nigerian national team in the 2019 FIBA World Cup in China. He averaged 11.0 points, 3.5 rebounds and 3.0 steals in two games before an ankle injury stopped his play.
- His sister Ronni is a freshman basketball player at Georgia Tech.
- His father Alex Nwora has been the head men's basketball coach at Erie Community College in Buffalo, N.Y. since 1999.
- Born Sept. 9, 1998 ... Major is exercise science.



33 Jordan Nwora

Games With ...	Season	Career
Double-Figure scoring....	17	57
5 or more rebounds	16	52
4 or more assists	1	4
A blocked shot	4	18
A steal	13	48
A three-pointer	18	57
20+ points	10	23

33 Jordan Nwora Season Highs

Points..... 32 vs. Florida State (1/4)
 Reb. 12 (3 times, *latest*: vs. Miami (1/7))
 Asst..... 4 vs. Miami (1/7)
 Blocks 1 (4 times, *latest*: vs. Pittsburgh (12/6))
 Steals 2 (4 times, *latest*: vs. Eastern Ky. (12/14))
 FGM 11 vs. USC Upstate (11/20), Florida St. (1/4)
 FGA 23 vs. Michigan (12/3)
 3FGM 5 vs. Florida State (1/4)
 3FGA 9 vs. Western Ky. (11/29)
 FT..... 9 vs. Indiana State (11/13)
 FTA..... 10 vs. Indiana State (11/13)

33 Jordan Nwora Career Highs

Points..... 32 vs. Boston College (1/16/19)
 vs. Florida State (1/4/20)
 Reb. 14 vs. Indiana (12/8/18)
 Asst..... 4 (3 times, *latest*: vs. NC State (1/24/19))
 Blocks 2 vs. Clemson (2/16/19)
 Steals 4 vs. Georgia Tech (2/8/18)
 FGM 12 vs. Boston College (1/16/19)
 FGA 23 vs. Michigan (12/3/19)
 3FGM 5 (5 times, *latest*: vs. Florida State (1/4/20))
 3FGA 10 vs. Virginia (2/23/19)
 FT..... 9 vs. Indiana State (11/13/19)
 FTA..... 10 vs. NC State (1/24/19), Ind. St. (11/13/19)

■ Nwora Receiving 2019-20 Acclaim —

Louisville forward Jordan Nwora has received considerable acclaim this season. He has been named a first-team preseason All-American by the Associated Press, The Sporting News, CBS Sports, NBC Sports, Athlons, the Blue Ribbon Basketball Yearbook and a second team selection by Street & Smith's Basketball Yearbook. Nwora was honored as the preseason ACC Player of the Year in a vote of league media and several national publications.

Nwora is among 20 players on the pre-season watch list for the 2020 NABC Division I Player of the Year powered by ShotTracker. He is one of 50 players listed to watch during the season-long competition for the 2020 Citizen Naismith Trophy Men's Player of the Year honor presented by The Atlanta Tipoff Club.

Nwora is among the midseason top 25 watch list for the John Wooden Award presented by Wendy's, including the early front-runners for the Wooden Award All American Team and Most Outstanding Player Award. He is one of 40 players on the preseason watch list for the 2019-20 Lute Olson Award, presented annually to the nation's top Division I player.

Nwora is among 20 watch list members for the 2020 Julius Erving Small Forward of the Year Award, presented annually by the the Naismith Memorial Basketball Hall of Fame. Nwora was noted as the top small forward in the nation by NCAA.com's Andy Katz. Nwora is one of 46 players selected by the U.S. Basketball Writers Association for its initial watch list for the Oscar Robertson Trophy, presented to the men's national player of the year.

33 Jordan Nwora Game-by-Game

Opponent	Date	GS	Min	FG	FGA	Pct	FG	FGA	Pct	FT	FTA	Pct	Off	Def	Tot	Avg	PF	FO	A	TO	Blk	Stl	Pts	Avg
at Miami (FL)	11/05/19	*	31	8	16	.500	4	6	.667	3	3	1.000	2	10	12	12.0	0	0	2	2	1	2	23	23.0
YOUNGSTOWN ST	11/10/19	*	29	10	16	.625	1	4	.250	0	0	.000	1	5	6	9.0	2	0	2	0	2	0	21	22.0
INDIANA STATE	11/13/19	*	26	5	10	.500	2	21	1.000	9	10	.900	2	3	5	7.7	3	0	2	2	0	0	21	21.7
N.C. CENTRAL	11/17/19	*	20	5	10	.500	3	6	.500	4	4	1.000	1	2	3	6.5	2	0	0	1	0	1	17	20.5
USC UPSTATE	11/20/19	*	32	11	19	.579	2	5	.400	4	6	.667	2	7	9	7.0	2	0	1	1	0	1	28	22.0
AKRON	11/24/19	*	31	6	19	.316	4	8	.500	2	2	1.000	2	6	8	7.2	4	0	2	4	0	1	18	21.3
vs Western Ky.	11/29/19	*	34	8	15	.533	4	9	.444	5	5	1.000	2	3	5	6.9	2	0	0	6	0	0	25	21.9
MICHIGAN	12/03/19	*	36	9	23	.391	1	5	.200	3	5	.600	2	10	12	7.5	2	0	1	1	1	1	22	21.9
PITTSBURGH	12/06/19	*	32	7	12	.583	2	5	.400	3	4	.750	0	6	6	7.3	2	0	2	1	1	2	19	21.6
vs Texas Tech	12/10/19	*	36	4	16	.250	1	7	.143	5	7	.714	1	8	9	7.5	2	0	3	4	0	2	14	20.8
Eastern Kentucky	12/14/19	*	31	10	14	.714	3	5	.600	3	3	1.000	3	4	7	7.5	0	0	3	0	0	2	26	21.3
MIAMI (OH)	12/18/19	*	31	7	17	.412	2	8	.250	4	7	.571	2	6	8	7.5	2	0	1	4	0	1	20	21.2
at Kentucky	12/28/19	*	39	2	10	.200	1	6	.167	3	6	.500	3	1	4	7.2	3	0	0	3	0	0	8	820.2
FLORIDA STATE	01/04/20	*	38	11	15	.733	5	6	.833	5	7	.714	7	3	10	7.4	2	0	0	4	0	0	32	21.0
MIAMI (FL)	01/07/20	*	37	6	12	.500	3	5	.600	4	4	1.000	1	11	12	7.7	3	0	4	1	0	1	19	20.9
at Notre Dame	01/11/20	*	37	7	15	.467	4	8	.500	2	2	1.000	0	4	4	7.5	0	0	1	1	0	1	20	20.8
at Pittsburgh	01/14/20	*	42	5	13	.385	2	5	.400	2	2	1.000	3	3	6	7.4	2	0	1	3	2	0	14	20.4
at Duke	01/18/20	*	33	3	12	.250	0	3	.000	0	0	.000	0	8	8	7.4	3	0	2	1	0	1	6	19.6
GEORGIA TECH	01/22/20	*	34	3	11	.273	2	4	.500	2	4	.500	3	4	7	7.4	2	0	1	2	0	1	10	19.1

33 Jordan Nwora Statistics

Year	GP	GS	Min	Avg	FG	FGA	Pct	3FG	3FGA	Pct	FT	FTA	Pct	OReb	DReb	Reb	Avg	PF	FO	Ast	TO	Blk	Stl	Pts	Avg
2017-18	28	0	336	12.0	52	112	.464	25	57	.439	30	39	.769	15	47	62	2.2	35	0	11	23	3	17	159	5.7
2018-19	34	29	1085	31.9	198	444	.446	77	206	.374	104	136	.765	40	220	260	7.6	70	0	44	80	12	32	577	17.0
2019-20	19	19	629	33.1	127	275	.462	46	107	.430	63	81	.778	37	104	141	7.4	38	0	26	43	5	17	363	19.1
TOTAL	81	48	2050	25.3	377	831	.454	148	370	.400	197	256	.770	92	371	463	5.7	143	0	81	146	20	66	1099	13.6



2019-20 Louisville Men's Basketball Combined Team Statistics All games

Page 1/1
as of Jan 23, 2020

Game Records

Record	Overall	Home	Away	Neutral
ALL GAMES	16-3	11-1	4-1	1-1
CONFERENCE	7-1	3-1	4-0	0-0
NON-CONFERENCE	9-2	8-0	0-1	1-1

Score by Periods

Team	1st	2nd	OT	TOT
Louisville	697	698	21	1416
Opponents	534	626	24	1184

Team Box Score

No.	Player				Total		3-Point		F-Throw		Rebounds											
		GP-GS	MIN	AVG	FG-FGA	FG%	3FG-FGA	3FG%	FT-FTA	FT%	OFF	DEF	TOT	AVG	PF	DQ	A	TO	BLK	STL	PTS	AVG
33	NWORA, Jordan	19-19	628:25	33.1	127-275	.462	46-107	.430	63-81	.778	37	104	141	7.4	38	0	26	43	5	17	363	19.1
23	ENOCH, Steven	19-19	402:49	21.2	82-161	.509	7-23	.304	35-49	.714	32	88	120	6.3	41	0	8	26	16	8	206	10.8
24	SUTTON, Dwayne	19-19	608:05	32.0	61-119	.513	18-47	.383	33-47	.702	51	115	166	8.7	40	0	40	18	14	18	173	9.1
30	MCMAHON, Ryan	19-13	492:54	25.9	49-119	.412	40-92	.435	22-24	.917	2	20	22	1.2	27	0	38	24	1	12	160	8.4
5	WILLIAMS, Malik	15-0	277:02	18.5	41-87	.471	4-20	.200	36-57	.632	31	65	96	6.4	25	0	5	8	10	8	122	8.1
2	PERRY, Darius	19-19	432:08	22.7	40-99	.404	15-42	.357	7-10	.700	1	33	34	1.8	42	0	66	34	0	12	102	5.4
13	JOHNSON, David	15-0	164:36	11.0	32-61	.525	4-10	.400	9-16	.563	11	16	27	1.8	22	0	21	21	5	7	77	5.1
0	KIMBLE, Lamarr	19-6	406:57	21.4	33-92	.359	9-29	.310	19-25	.760	6	20	26	1.4	27	0	58	27	3	16	94	4.9
10	WILLIAMSON, Samuel	19-0	285:55	15.0	36-72	.500	5-15	.333	9-16	.563	18	36	54	2.8	36	0	9	22	3	5	86	4.5
11	SLAZINSKI, Quinn	10-0	32:47	3.3	2-6	.333	2-4	.500	6-8	.750	2	6	8	0.8	3	0	3	3	0	0	12	1.2
22	IGIEHON, Aidan	12-0	60:31	5.0	5-8	.625	0-0	.000	1-6	.167	2	15	17	1.4	12	0	0	4	2	0	11	0.9
20	NICKELBERRY, Josh	12-0	52:08	4.3	1-8	.125	1-6	.167	6-6	1.000	1	2	3	0.3	3	0	1	1	0	0	9	0.8
1	ODDO, Keith	4-0	04:27	1.1	0-0	.000	0-0	.000	1-2	.500	0	0	0	0.0	3	0	0	0	0	0	1	0.3
12	ORBAUGH, Hogan	1-0	00:38	0.6	0-0	.000	0-0	.000	0-0	.000	0	0	0	0.0	0	0	0	0	0	0	0	0.0
4	WILLIAMS, Grant	1-0	00:38	0.6	0-0	.000	0-0	.000	0-0	.000	0	0	0	0.0	0	0	0	0	0	0	0	0.0
Team											15	22	37					4				
Total		19	3850		509-1107	.460	151-395	.382	247-347	.712	209	542	751	39.5	319	0	275	235	59	103	1416	74.5
Opponents		19	3850		417-1122	.372	132-452	.292	218-300	.727	200	440	640	33.7	324	10	199	224	59	115	1184	62.3

Team Statistics

	LOU	OPP
Scoring	1416	1184
Points per game	74.5	62.3
Scoring margin	+12.2	-
Field goals-att	509-1107	417-1122
Field goal pct	.460	.372
3 point fg-att	151-395	132-452
3-point FG pct	.382	.292
3-pt FG made per game	7.9	6.9
Free throws-att	247-347	218-300
Free throw pct	.712	.727
F-Throws made per game	13.0	11.5
Rebounds	751	640
Rebounds per game	39.5	33.7
Rebounding margin	+5.8	-
Assists	275	199
Assists per game	14.5	10.5
Turnovers	235	224
Turnovers per game	12.4	11.8
Turnover margin	-0.6	-
Assist/turnover ratio	1.2	0.9
Steals	103	115
Steals per game	5.4	6.1
Blocks	59	59
Blocks per game	3.1	3.1
Winning streak	5	-
Home win streak	2	-
Attendance	192061	54952
Home games-Avg/Game	12-16005	5-10990
Neutral site-Avg/Game	-	2-11904

Team Results

Date	Opponent		Score	Att.
11/05/2019	at Miami (FL)	W	87-74	7576
11/10/2019	Youngstown St.	W	78-55	14761
11/13/2019	Indiana St.	W	91-62	14808
11/17/2019	N.C. Central	W	87-58	14874
11/20/2019	USC Upstate	W	76-50	14410
11/24/2019	Akron	W	82-76	14889
11/29/2019	vs Western Ky.	W	71-54	12863
12/03/2019	Michigan	W	58-43	21674
12/06/2019	Pittsburgh	W	64-46	17249
12/10/2019	vs Texas Tech	L	57-70	10945
12/14/2019	Eastern Ky.	W	99-67	16185
12/18/2019	Miami (OH)	W	70-46	15444
12/28/2019	at Kentucky	Lot	70-78	20437
01/04/2020	Florida St.	L	65-78	17786
01/07/2020	Miami (FL)	W	74-58	14980
01/11/2020	at Notre Dame	W	67-64	8404
01/14/2020	at Pittsburgh	Wot	73-68	9221
01/18/2020	at Duke	W	79-73	9314
01/22/2020	Georgia Tech	W	68-64	15001



2019-20 Louisville Men's Basketball Combined Team Statistics In Conference games

Page 1/1
as of Jan 23, 2020

Game Records

Record	Overall	Home	Away	Neutral
ALL GAMES	7-1	3-1	4-0	0-0
CONFERENCE	7-1	3-1	4-0	0-0
NON-CONFERENCE	0-0	0-0	0-0	0-0

Score by Periods

Team	1st	2nd	OT	TOT
Louisville	293	272	12	577
Opponents	243	275	7	525

Team Box Score

No.	Player				Total		3-Point		F-Throw		Rebounds													
		GP-GS	MIN	AVG	FG-FGA	FG%	3FG-FGA	3FG%	FT-FTA	FT%	OFF	DEF	TOT	AVG	PF	DQ	A	TO	BLK	STL	PTS	AVG		
33	NWORA, Jordan	8-8	283:48	35.5	50-106	.472	22-42	.524	21-26	.808	16	49	65	8.1	14	0	13	15	4	8	143	17.9		
5	WILLIAMS, Malik	7-0	146:02	20.9	22-49	.449	2-11	.182	19-28	.679	14	31	45	6.4	11	0	2	3	8	1	65	9.3		
23	ENOCH, Steven	8-8	155:31	19.4	28-62	.452	3-6	.500	14-21	.667	13	29	42	5.3	17	0	3	9	5	6	73	9.1		
24	SUTTON, Dwayne	8-8	245:11	30.6	24-53	.453	8-21	.381	14-21	.667	15	47	62	7.8	19	0	21	5	8	8	70	8.8		
30	MCMAHON, Ryan	8-2	171:08	21.4	22-46	.478	15-33	.455	6-6	1.000	1	8	9	1.1	9	0	11	10	0	6	65	8.1		
13	JOHNSON, David	7-0	106:30	15.2	21-43	.488	2-5	.400	7-11	.636	9	8	17	2.4	13	0	17	16	4	7	51	7.3		
0	KIMBLE, Lamarr	8-6	193:27	24.2	16-47	.340	5-15	.333	3-5	.600	4	7	11	1.4	13	0	23	16	2	8	40	5.0		
10	WILLIAMSON, Samuel	8-0	117:53	14.7	16-25	.640	4-6	.667	1-5	.200	9	11	20	2.5	18	0	3	11	0	3	37	4.6		
2	PERRY, Darius	8-8	170:55	21.4	12-41	.293	7-19	.368	2-3	.667	0	12	12	1.5	13	0	17	11	0	3	33	4.1		
22	IGIEHON, Aidan	3-0	14:06	4.7	0-2	.000	0-0	.000	0-0	.000	0	0	0	0.0	3	0	0	2	1	0	0	0.0		
11	SLAZINSKI, Quinn	2-0	07:52	3.9	0-2	.000	0-0	.000	0-0	.000	0	1	1	0.5	2	0	1	0	0	0	0	0.0		
20	NICKELBERRY, Josh	4-0	12:07	3.0	0-0	.000	0-0	.000	0-0	.000	0	0	0	0.0	1	0	0	0	0	0	0	0.0		
1	ODDO, Keith	1-0	00:30	0.5	0-0	.000	0-0	.000	0-0	.000	0	0	0	0.0	0	0	0	0	0	0	0	0.0		
Team											8	12	20					2						
Total		8	1625		211-476	.443	68-158	.430	87-126	.690	89	215	304	38.0	133	0	111	100	32	50	577	72.1		
Opponents		8	1625		191-473	.404	60-181	.331	83-119	.697	85	197	282	35.3	127	7	92	100	37	54	525	65.6		

Team Statistics

	LOU	OPP
Scoring	577	525
Points per game	72.1	65.6
Scoring margin	+6.5	-
Field goals-att	211-476	191-473
Field goal pct	.443	.404
3 point fg-att	68-158	60-181
3-point FG pct	.430	.331
3-pt FG made per game	8.5	7.5
Free throws-att	87-126	83-119
Free throw pct	.690	.697
F-Throws made per game	10.9	10.4
Rebounds	304	282
Rebounds per game	38.0	35.3
Rebounding margin	+2.8	-
Assists	111	92
Assists per game	13.9	11.5
Turnovers	100	100
Turnovers per game	12.5	12.5
Turnover margin	0.0	-
Assist/turnover ratio	1.1	0.9
Steals	50	54
Steals per game	6.3	6.8
Blocks	32	37
Blocks per game	4.0	4.6
Winning streak	5	-
Home win streak	2	-
Attendance	65016	34515
Home games-Avg/Game	4-16254	4-8629
Neutral site-Avg/Game	-	0-0

Team Results

Date	Opponent		Score	Att.
11/05/2019	at Miami (FL)	W	87-74	7576
12/06/2019	Pittsburgh	W	64-46	17249
01/04/2020	Florida St.	L	65-78	17786
01/07/2020	Miami (FL)	W	74-58	14980
01/11/2020	at Notre Dame	W	67-64	8404
01/14/2020	at Pittsburgh	Wot	73-68	9221
01/18/2020	at Duke	W	79-73	9314
01/22/2020	Georgia Tech	W	68-64	15001

2019-20 Louisville Men's Basketball Game-by-Game Individual Highs

Game-by-Game Individual Highs

Opponent	Date	Score	Margin	Points	Rebounds	Assists	Steals	Blocked shots
at Miami (Fla.) *	11/5/19	87-74	+13	23 Jordan Nwora	12 Steven Enoch	4 Darius Perry	2 Fresh Kimble 2 Ryan McMahon 2 Jordan Nwora 2 Dwayne Sutton	1 Steven Enoch 1 Aidan Igiehon 1 Fresh Kimble 1 Jordan Nwora
YOUNGSTOWN STATE +	11/10/19	78-55	+23	21 Jordan Nwora	14 Steven Enoch	12 Darius Perry	2 Dwayne Sutton	3 Steven Enoch
INDIANA STATE	11/13/19	91-62	+29	21 Jordan Nwora	10 Steven Enoch 10 Dwayne Sutton	4 Samuel Williamson	1 Dwayne Sutton 1 Lamarr Kimble 1 Samuel Williamson	2 Steven Enoch
N CAROLINA CENTRAL +	11/17/19	87-58	+29	17 Jordan Nwora	7 Aidan Igiehon	7 Darius Perry	2 Ryan McMahon	1 Dwayne Sutton 1 Aidan Igiehon
USC UPSTATE +	11/20/19	76-50	+26	28 Jordan Nwora	15 Dwayne Sutton	9 Darius Perry	1 by six players	1 Steven Enoch
AKRON +	11/24/19	82-76	+6	18 Jordan Nwora	14 Dwayne Sutton	3 Darius Perry	2 Dwayne Sutton 2 Malik Williams	2 Steven Enoch
Western Kentucky #	11/29/19	71-54	+17	25 Jordan Nwora	9 Malik Williams	4 Fresh Kimble	2 Darius Perry	1 Samuel Williamson
MICHIGAN @	12/3/19	58-43	+15	22 Jordan Nwora	12 Jordan Nwora	3 Fresh Kimble	2 Fresh Kimble	1 Steven Enoch 1 Jordan Nwora 1 Dwayne Sutton
PITTSBURGH *	12/6/19	64-46	+18	19 Jordan Nwora	11 Malik Williams	5 Darius Perry 5 Dwayne Sutton	2 Jordan Nwora	1 Jordan Nwora 1 Dwayne Sutton
Texas Tech	12/10/19	57-70	-13	14 Jordan Nwora	9 Dwayne Sutton 9 Jordan Nwora	3 Dwayne Sutton 3 Jordan Nwora	2 Jordan Nwora 2 Fresh Kimble	1 Steven Enoch 1 Malik Williams
EASTERN KENTUCKY	12/14/19	99-67	+32	26 Jordan Nwora	7 Jordan Nwora 7 Steven Enoch	6 Ryan McMahon	2 Jordan Nwora 2 Dwayne Sutton	1 Steven Enoch 1 Fresh Kimble
MIAMI (OHIO)	12/18/19	70-46	+24	20 Jordan Nwora	15 Dwayne Sutton	5 Darius Perry	1 Jordan Nwora 1 Darius Perry	3 Dwayne Sutton
at Kentucky	12/28/19	70-78/OT	-8	18 Steven Enoch	10 Dwayne Sutton	4 Ryan McMahon 4 Fresh Kimble	2 Fresh Kimble	none
FLORIDA STATE *	1/4/20	65-78	-13	32 Jordan Nwora	9 Jordan Nwora	4 Dwayne Sutton	1 by five players	1 by five players
MIAMI (Fla.) *	1/7/20	74-58	+16	19 Jordan Nwora	13 Dwayne Sutton	4 Jordan Nwora	1 Dwayne Sutton 1 Jordan Nwora	2 Dwayne Sutton 2 Malik Williams
at Notre Dame *	1/11/20	67-64	+3	20 Jordan Nwora	14 Dwayne Sutton	4 Fresh Kimble	3 Steven Enoch	1 Dwayne Sutton
at Pittsburgh *	1/14/20	73-68/OT	+5	14 Jordan Nwora	9 Dwayne Sutton	6 Fresh Kimble	1 Steven Enoch 1 Fresh Kimble	2 Dwayne Sutton 2 Jordan Nwora
at Duke *	1/18/20	79-73	+6	19 David Johnson	8 Jordan Nwora	7 David Johnson	3 Fresh Kimble 3 David Johnson	2 David Johnson
GEORGIA TECH *	1/22/20	68-64	+4	13 Steven Enoch 13 Malik Williams	7 Jordan Nwora	3 Fresh Kimble 3 Dwayne Sutton	3 David Johnson	3 Malik Williams

Upcoming Games:

CLEMSON *	1/25/20
at Boston College *	1/29/20
at NC State *	2/1/20
WAKE FOREST *	2/5/20
VIRGINIA *	2/8/20
at Georgia Tech *	2/12/20
at Clemson *	2/15/20
SYRACUSE *	2/19/20
NORTH CAROLINA *	2/22/20
at Florida State *	2/24/20
VIRGINIA TECH *	3/1/20
at Virginia *	3/7/20
ACC Tournament	3/10-14/20

* Atlantic Coast Conference game

+ Global Sports Shootout, Louisville, Ky.

played in Bridgestone Arena, Nashville, Tenn.

@ Big 10/ACC Challenge, Louisville, Ky.

~ Jimmy V Classic, Madison Square Garden, N.Y., N.Y.

2019-20 Louisville Men's Basketball Game-by-Game Team Statistics

Teams	FG-FGA	Pct	3Pt-Att	Pct	FT-FTA	Pct	O	D	Reb	PF-D	Asst	TO	Blk	Stl	1H	2H	OT	TOT
Miami	30-69	.435	10-24	.417	4-11	.364	13	22	35	13-0	12	10	4	6	26	48		74
LOUISVILLE	34-63	.531	9-19	.474	10-14	.714	10	30	40	17-0	14	13	4	8	45	42		87
Youngstown State	21-67	.313	5-27	.185	8-16	.500	19	27	46	13-0	5	11	1	4	31	24		55
LOUISVILLE	33-65	.508	7-22	.318	5-6	.833	6	32	38	11-0	22	6	5	3	38	40		78
Indiana State	19-56	.339	10-26	.385	14-17	.824	8	13	21	10-0	10	11	1	7	26	36		62
LOUISVILLE	31-53	.585	9-17	.529	20-25	.800	11	31	42	20-0	16	15	3	3	47	44		91
North Carolina Central	19-57	.333	6-26	.231	14-25	.560	15	13	28	22-0	9	10	0	5	19	39		58
LOUISVILLE	30-45	.667	10-21	.476	17-25	.680	5	26	31	22-0	20	11	2	3	43	44		87
USC Upstate	16-49	.327	9-24	.375	9-11	.818	5	17	22	12-0	8	12	0	7	28	22		50
LOUISVILLE	29-57	.509	9-21	.429	9-12	.750	11	29	40	11-0	22	11	1	6	34	42		76
Akron	27-67	.403	9-30	.300	13-15	.867	9	27	36	22-1	13	11	2	5	31	45		76
LOUISVILLE	26-62	.419	9-25	.360	21-30	.700	15	33	48	20-0	11	14	2	6	47	35		82
Western Kentucky	20-54	.370	1-17	.059	13-14	.929	8	17	25	15-0	6	11	5	5	23	31		54
LOUISVILLE	23-52	.442	7-22	.318	18-20	.900	12	27	39	15-0	10	14	1	6	37	34		71
Michigan	15-58	.259	3-19	.158	10-15	.667	9	32	41	14-0	6	10	3	4	18	25		43
LOUISVILLE	22-60	.367	4-19	.211	10-18	.556	11	37	48	16-0	8	8	4	6	28	30		58
Pittsburgh	20-53	.377	3-12	.250	3-6	.500	9	20	29	17-2	10	12	1	5	21	25		46
LOUISVILLE	23-49	.469	11-26	.423	7-10	.700	8	25	33	12-0	17	13	2	3	35	29		64
Texas Tech	23-58	.397	7-27	.259	17-11	.773	7	33	40	18-0	15	14	4	8	31	39		70
LOUISVILLE	18-53	.340	3-17	.176	18-25	.720	7	31	38	20-0	10	19	2	6	28	29		57
Eastern Kentucky	23-63	.365	9-27	.333	12-15	.800	16	8	24	20-1	12	14	0	8	32	35		67
LOUISVILLE	34-54	.630	9-19	.474	22-23	.957	12	23	35	14-0	22	16	2	7	50	49		99
Miami (Ohio)	18-66	.273	6-33	.182	4-6	.667	10	30	40	19-0	11	9	1	3	20	26		46
LOUISVILLE	25-63	.397	9-27	.333	11-17	.647	14	40	54	13-0	11	10	5	2	28	42		70
Kentucky	25-54	.463	7-15	.467	21-25	.840	9	26	35	22-1	12	11	5	5	32	29	17	78
LOUISVILLE	27-67	.403	7-27	.259	9-20	.450	16	18	34	25-0	12	11	0	5	24	37	9	70
Florida State	32-58	.562	11-23	.478	3-5	.600	9	22	31	15-0	15	13	6	6	39	39		78
LOUISVILLE	24-62	.387	8-19	.421	9-14	.643	19	18	37	13-0	12	16	5	5	32	33		65
Miami	17-61	.279	8-31	.258	16-19	.842	7	30	37	16-0	5	5	2	5	32	26		58
LOUISVILLE	28-62	.452	6-15	.400	12-18	.667	9	39	48	16-0	13	7	6	2	43	31		74
Notre Dame	26-66	.394	10-30	.333	2-3	.667	12	27	39	9-0	17	11	6	7	24	40		64
LOUISVILLE	26-62	.419	9-20	.450	6-8	.750	9	29	38	13-0	13	10	1	8	36	31		67
Pittsburgh	21-56	.375	7-19	.368	19-26	.731	12	27	39	22-2	11	16	8	8	31	30	7	68
LOUISVILLE	23-60	.383	12-25	.480	15-22	.682	12	25	37	21-0	14	14	5	2	28	33	12	73
Duke	23-62	.371	6-25	.240	21-29	.724	14	24	38	18-1	11	16	13	6	32	41		73
LOUISVILLE	29-60	.483	7-15	.500	14-17	.824	8	30	38	23-0	16	17	13	6	42	37		79
Georgia Tech	22-48	.458	5-17	.294	15-20	.750	9	25	34	18-2	11	17	4	4	38	26		64
LOUISVILLE	24-58	.414	6-20	.300	14-23	.609	14	19	33	17-0	12	10	3	9	32	36		68

Specialty Stats Game-by-Game (UL/Opp)

Opponent	Date	Paint	Off TO	2nd Chnc	Fast Brk	Bench	Opponent	Date	Paint	Off TO	2nd Chnc	Fast Brk	Bench
Miami	11/5/19	42/28	18/13	16/11	13/6	19/20	Eastern Kentucky	12/14/19	42/18	34/18	14/8	12/0	27/20
Youngstown State	11/10/19	34/28	13/4	4/25	13/0	12/20	Miami (Ohio)	12/18/19	26/16	5/11	13/8	7/2	19/24
Indiana State	11/13/19	32/12	16/18	16/7	3/5	36/20	Kentucky	12/28/19	36/22	15/17	14/8	4/20	21/24
North Carolina Central	11/17/19	32/24	9/11	8/15	6/2	24/11	Florida State	1/4/20	24/28	19/18	19/7	2/6	8/32
USC Upstate	11/20/19	36/10	10/10	11/5	13/0	15/19	Miami	1/7/20	42/12	6/7	13/12	6/2	24/6
Akron	11/24/19	30/32	13/19	13/7	9/0	19/28	Notre Dame	1/11/20	28/24	11/2	8/11	6/5	28/16
Western Kentucky	11/29/19	26/26	11/18	16/6	6/9	16/12	Pittsburgh	1/14/20	20/18	14/11	10/9	5/8	29/9
Michigan	12/3/19	22/16	9/7	12/4	7/2	11/6	at Duke	1/18/20	44/30	22/21	6/14	23/25	39/5
Pittsburgh	12/6/19	24/22	14/12	10/8	4/4	21/5	Georgia Tech	1/22/20	32/30	13/7	15/9	6/7	32/0
Texas Tech	12/10/19	22/20	11/18	13/10	8/11	19/15							

2019-20 Louisville Men's Basketball Individual Points-Rebounds-Assists

Opponent	Date	Score		0	1	2	4	5	10	11	12	13	20	22
				KIMBLE,LAM	ODDO,KEITH	PERRY,DARI	WILLIAMS,G	WILLIAMS,M	WILLIAMSON	SLAZINSKI	ORBAUGH,H	JOHNSON,DA	NICKELBERR	IGIEHON,AI
at Miami	11/05/2019	87-74	W	6-0-3	DNP	2-3-4	DNP	DNP	13-5-1	0-1-1	DNP	DNP	0-0-0	0-0-0
YSU	11/10/2019	78-55	W	0-0-5	0-0-0	10-5-12	DNP	DNP	6-5-2	6-1-0	DNP	DNP	0-0-0	0-1-0
ISU	11/13/2019	91-62	W	13-4-3	0-0-0	7-1-3	0-0-0	DNP	15-5-4	2-2-1	0-0-0	DNP	2-1-0	4-3-0
NCCU	11/17/2019	87-58	W	8-3-5	1-0-0	11-2-7	DNP	DNP	9-3-0	0-2-1	DNP	DNP	3-0-0	3-7-0
USCU	11/20/2019	76-50	W	2-0-5	DNP	3-1-9	DNP	3-3-0	4-1-0	0-1-0	DNP	4-1-0	0-1-1	2-1-0
UA	11/24/2019	82-76	W	3-1-2	DNP	8-2-3	DNP	6-7-0	1-6-0	DNP	DNP	9-3-1	DNP	DNP
vs WestKy	11/29/2019	71-54	W	4-2-4	DNP	6-2-2	DNP	8-9-1	2-4-0	0-0-0	DNP	0-1-1	2-1-0	0-1-0
Mich	12/03/2019	58-43	W	5-3-3	DNP	4-0-2	DNP	2-3-0	4-4-0	0-0-0	DNP	0-0-0	0-0-0	0-0-0
Pitt	12/06/2019	64-46	W	3-0-1	0-0-0	3-2-5	DNP	13-11-1	5-3-1	0-0-0	DNP	0-0-0	0-0-0	0-0-0
vs TTU	12/10/2019	57-70	L	4-0-2	DNP	2-1-0	DNP	9-5-0	2-2-0	DNP	DNP	4-1-0	DNP	0-1-0
EKU	12/14/2019	99-67	W	0-0-2	DNP	5-2-3	DNP	11-6-2	3-2-0	4-0-0	DNP	5-2-2	2-0-0	2-3-0
Miami	12/18/2019	70-46	W	3-2-0	DNP	8-3-5	DNP	9-11-0	3-2-0	0-1-0	DNP	4-2-0	0-0-0	0-0-0
at UK	12/28/2019	70-78	Lot	12-0-4	DNP	5-3-3	DNP	9-7-0	0-0-0	DNP	DNP	0-0-0	DNP	DNP
FSU	01/04/2020	65-78	L	6-2-3	DNP	6-3-0	DNP	2-2-0	0-1-0	DNP	DNP	4-6-3	0-0-0	0-0-0
Miami	01/07/2020	74-58	W	0-2-0	DNP	10-2-3	DNP	10-6-1	6-1-0	DNP	DNP	2-0-0	DNP	DNP
at ND	01/11/2020	67-64	W	6-0-4	DNP	1-0-1	DNP	6-5-0	0-3-0	DNP	DNP	5-3-2	DNP	DNP
at Pitt	01/14/2020	73-68	Wot	6-2-6	DNP	3-0-1	DNP	9-8-0	3-0-0	DNP	DNP	11-3-4	DNP	DNP
at Duke	01/18/2020	79-73	W	8-3-3	DNP	3-0-1	DNP	12-7-0	5-4-0	DNP	DNP	19-4-7	DNP	DNP
GaTech	01/22/2020	68-64	W	5-2-3	DNP	5-2-2	DNP	13-6-0	5-3-1	DNP	DNP	10-1-1	0-0-0	DNP

Opponent	Date	Score		23	24	30	33
				ENOCH,STEVE	SUTTON,DWA	MCMAHON,RY	NWORA,JORD
at Miami	11/05/2019	87-74	W	11-12-0	16-5-1	16-0-2	23-12-2
YSU	11/10/2019	78-55	W	17-14-0	2-3-1	16-3-2	21-6-0
ISU	11/13/2019	91-62	W	4-10-0	14-10-1	9-1-2	21-5-2
NCCU	11/17/2019	87-58	W	15-5-2	12-5-1	8-0-4	17-3-0
USCU	11/20/2019	76-50	W	6-6-0	9-15-4	15-0-2	28-9-1
UA	11/24/2019	82-76	W	17-5-0	10-14-1	10-0-2	18-8-2
vs WestKy	11/29/2019	71-54	W	6-3-1	15-7-0	3-2-1	25-5-0
Mich	12/03/2019	58-43	W	13-10-0	4-11-0	4-1-2	22-12-1
Pitt	12/06/2019	64-46	W	7-2-0	3-5-5	11-3-2	19-6-2
vs TTU	12/10/2019	57-70	L	10-6-0	4-9-3	8-2-2	14-9-3
EKU	12/14/2019	99-67	W	23-7-1	11-5-3	7-1-6	26-7-3
Miami	12/18/2019	70-46	W	4-7-1	8-15-4	11-2-0	20-8-1
at UK	12/28/2019	70-78	Lot	18-5-0	14-10-1	4-1-4	8-4-0
FSU	01/04/2020	65-78	L	10-4-1	3-5-4	2-0-1	32-10-0
Miami	01/07/2020	74-58	W	12-10-1	9-13-3	6-1-1	19-12-4
at ND	01/11/2020	67-64	W	2-5-1	10-14-3	17-2-1	20-4-1
at Pitt	01/14/2020	73-68	Wot	8-4-0	13-9-0	6-1-2	14-6-1
at Duke	01/18/2020	79-73	W	10-2-0	13-5-2	3-1-1	6-8-2
GaTech	01/22/2020	68-64	W	13-3-0	3-6-3	4-1-1	10-7-1

Team Box Score Extended

No.	Player	Total					3-Point		F-Throw		Rebounds																
		GP-GS	MIN	AVG	FG-FGA	FG%	3FG-FGA	3FG%	FT-FTA	FT%	OFF	DEF	TOT	AVG	PF	DQ	A	A/G	TO	TO/G	A/TO	BLK	BLK/G	STL	STL/G	PTS	AVG
33	NWORA, Jordan	19-19	628:25	33.1	127-275	.462	46-107	.430	63-81	.778	37	104	141	7.4	38	0	26	1.37	43	2.26	0.60	5	0.26	17	0.89	363	19.1
23	ENOCH, Steven	19-19	402:49	21.2	82-161	.509	7-23	.304	35-49	.714	32	88	120	6.3	41	0	8	0.42	26	1.37	0.31	16	0.84	8	0.42	206	10.8
24	SUTTON, Dwayne	19-19	608:05	32.0	61-119	.513	18-47	.383	33-47	.702	51	115	166	8.7	40	0	40	2.11	18	0.95	2.22	14	0.74	18	0.95	173	9.1
30	MCMAHON, Ryan	19-13	492:54	25.9	49-119	.412	40-92	.435	22-24	.917	2	20	22	1.2	27	0	38	2.00	24	1.26	1.58	1	0.05	12	0.63	160	8.4
5	WILLIAMS, Malik	15-0	277:02	18.5	41-87	.471	4-20	.200	36-57	.632	31	65	96	6.4	25	0	5	0.33	8	0.53	0.63	10	0.67	8	0.53	122	8.1
2	PERRY, Darius	19-19	432:08	22.7	40-99	.404	15-42	.357	7-10	.700	1	33	34	1.8	42	0	66	3.47	34	1.79	1.94	0	0.00	12	0.63	102	5.4
13	JOHNSON, David	15-0	164:36	11.0	32-61	.525	4-10	.400	9-16	.563	11	16	27	1.8	22	0	21	1.40	21	1.40	1.00	5	0.33	7	0.47	77	5.1
0	KIMBLE, Lamarr	19-6	406:57	21.4	33-92	.359	9-29	.310	19-25	.760	6	20	26	1.4	27	0	58	3.05	27	1.42	2.15	3	0.16	16	0.84	94	4.9
10	WILLIAMSON, Samuel	19-0	285:55	15.0	36-72	.500	5-15	.333	9-16	.563	18	36	54	2.8	36	0	9	0.47	22	1.16	0.41	3	0.16	5	0.26	86	4.5
11	SLAZINSKI, Quinn	10-0	32:47	3.3	2-6	.333	2-4	.500	6-8	.750	2	6	8	0.8	3	0	3	0.30	3	0.30	1.00	0	0.00	0	0.00	12	1.2
22	IGIEHON, Aidan	12-0	60:31	5.0	5-8	.625	0-0	.000	1-6	.167	2	15	17	1.4	12	0	0	0.00	4	0.33	0.00	2	0.17	0	0.00	11	0.9
20	NICKELBERRY, Josh	12-0	52:08	4.3	1-8	.125	1-6	.167	6-6	1.000	1	2	3	0.3	3	0	1	0.08	1	0.08	1.00	0	0.00	0	0.00	9	0.8
1	ODDO, Keith	4-0	04:27	1.1	0-0	.000	0-0	.000	1-2	.500	0	0	0	0.0	3	0	0	0.00	0	0.00	0.00	0	0.00	0	0.00	1	0.3
12	ORBAUGH, Hogan	1-0	00:38	0.6	0-0	.000	0-0	.000	0-0	.000	0	0	0	0.0	0	0	0	0.00	0	0.00	0.00	0	0.00	0	0.00	0	0.0
4	WILLIAMS, Grant	1-0	00:38	0.6	0-0	.000	0-0	.000	0-0	.000	0	0	0	0.0	0	0	0	0.00	0	0.00	0.00	0	0.00	0	0.00	0	0.0
Total		19	3850		509-1107	.460	151-395	.382	247-347	.712	209	542	751	39.5	319	0	275	14.47	235	12.37	1.17	59	3.11	103	5.42	1416	74.5
Opponents		19	3850		417-1122	.372	132-452	.292	218-300	.727	200	440	640	33.7	324	10	199	10.47	224	11.79	0.89	59	3.11	115	6.05	1184	62.3

Score by Periods

Team	1st	2nd	OT	TOT
Louisville	697	698	21	1416
Opponents	534	626	24	1184

2019-20 Louisville Men's Basketball Team Superlatives

Louisville High	Louisville Low	Statistical Category	Opponent High	Opponent Low
99 vs. Eastern Ky. (12/14)	57 vs. Texas Tech (12/10)	Points	78 by Kentucky, Florida St (1/4)	43 by Michigan (12/3)
50 vs. Eastern Ky. (12/14)	24 vs. Kentucky (12/28)	First Half Points	39 by Florida State (1/4)	18 by Michigan (12/3)
49 vs. Eastern Ky. (12/14)	29 vs. Pittsburgh (12/6)	Second Half Points	48 by Miami (11/5)	22 by USC Upstate (11/20)
	vs. Texas Tech (12/10)			
34 vs. Miami (11/5), Eastern Ky.	18 vs. Texas Tech (12/10)	Field Goals	32 by Florida State (1/4)	15 by Michigan (12/3)
67 vs. Kentucky (12/28)	45 vs. N.C. Central (11/17)	Field Goal Attempts	69 by Miami (11/5)	48 by Georgia Tech (1/22)
.667 vs. N.C. Central (11/17)	.340 vs. Texas Tech (12/10)	FG Percentage	.562 by Florida State (1/4)	.259 by Michigan (12/3)
12 vs. Pittsburgh (1/14)	3 vs. Texas Tech (12/10)	3-Point Field Goals	11 by Florida State (1/4)	1 by Western Ky. (11/29)
27 vs. Miami (Ohio) (12/18)	15 vs. Miami (1/7)	3-Point Field Goal Att.	33 by Miami (Ohio) (12/18)	12 by Pittsburgh (12/6)
	vs. Kentucky (12/28)			
.529 vs. Indiana St. (11/13)	.176 vs. Texas Tech (12/10)	3-Point FG Percentage	.478 by Florida State (1/4)	.059 by Western Ky. (11/29)
22 vs. Eastern Ky. (12/14)	5 vs. Youngstown St. (11/10)	Free Throws	21 by Kentucky (12/28), Duke	2 by Notre Dame (1/11)
30 vs. Akron (11/24)	6 vs. Youngstown St. (11/10)	Free Throw Attempts	29 by Duke (1/18)	3 by Notre Dame (1/11)
.957 vs. Eastern Ky. (12/14)	.450 vs. Kentucky (12/28)	Free Throw Percentage	.929 by Western Ky. (11/29)	.364 by Miami (11/5)
19 vs. Florida State (1/4)	5 vs. N.C. Central (11/17)	Offensive Rebounds	19 by Youngstown St. (11/10)	5 by USC Upstate (11/20)
40 vs. Miami (Ohio) (12/18)	18 vs. Kentucky, Florida St (1/4)	Defensive Rebounds	33 by Texas Tech (12/10)	8 by Eastern Ky. (12/14)
54 vs. Miami (Ohio) (12/18)	31 vs. N.C. Central (11/17)	Total Rebounds	46 by Youngstown St. (11/10)	21 by Indiana St. (11/13)
25 vs. Kentucky (12/28)	11 vs. Youngstown St. (11/10)	Fouls	22 four times	9 by Notre Dame (1/11)
	vs. USC Upstate (11/20)		latest: by Pittsburgh (1/14)	
22 three times	8 vs. Michigan (12/3)	Assists	17 by Notre Dame (1/11)	5 by Youngstown St. (11/10)
latest: vs. Eastern Ky. (12/14)				by Miami (1/7)
19 vs. Texas Tech (12/10)	6 vs. Youngstown St. (11/10)	Turnovers	14 by Eastern Ky., Texas Tech	9 by Miami (Ohio) (12/18)
6 vs. Miami (1/7)	0 vs. Kentucky (12/28)	Blocked Shots	8 by Pittsburgh (1/14)	0 three times
			by Notre Dame (1/11)	latest: by Eastern Ky. (12/14)
13 vs. Duke (1/18)	2 vs. Miami (Ohio) (12/18)	Steals	13 by Duke (1/18)	3 by Miami (Ohio) (12/18)
	vs. Miami (1/7)			

2019-20 Louisville Men's Basketball Individual Superlatives

	Louisville	Opponent
Points	32 by Jordan Nwora vs. Florida State (1/4)	27 by Tyrese Maxey, Kentucky (12/28)
Field Goals Made	11 by Jordan Nwora vs. USC Upstate (11/20), Florida St. (1/4)	9 three times latest: by Forrest & Walker, FSU (1/4)
		latest: by T. Forrest & M.J. Walker, Florida State (1/4)
Field Goals Attempted	23 by Jordan Nwora vs. Michigan (12/3)	22 by Trey McGowens, Pittsburgh (1/14)
Highest FG Pct. (min. 5 made)	.900 (9-10) by Steven Enoch vs. Eastern Ky. (12/14)	.818 (9-11) by Trent Forrest, Florida State (1/4)
3-Point Field Goals Made	5 by Ryan McMahon vs. USC Upstate (11/20)	6 by Channel Banks, Akron (11/24)
	by Jordan Nwora vs. Florida State (1/4)	
3-Point Field Goals Attempted	9 by Jordan Nwora vs. Western Ky. (11/29)	11 by DJ Vasiljevic, Miami (1/7)
3-Point FG Pct. (min. 3 made)	.833 (5-6) by Jordan Nwora vs. Florida State (1/4)	.800 (4-5) by Tyrese Maxey, Kentucky (12/28)
Free Throws Made	9 by Jordan Nwora vs. Indiana St. (11/13)	9 by Cassius Stanley, Duke (1/18)
Free Throws Attempted	12 by Malik Williams vs. Georgia Tech (1/22)	10 by Cassius Stanley, Duke (1/18)
Free Throw Pct. (min. 8 made)	.900 (9-10) by Jordan Nwora vs. Indiana St. (11/13)	1.000 3 times latest: (8-8) by Chris Lykes, Miami (1/7)
Offensive Rebounds	7 by Dwayne Sutton vs. USC Upstate (11/20), Akron (11/24)	6 by Nick Richards, Kentucky (12/28)
	by Jordan Nwora vs. Florida State (1/4)	
Defensive Rebounds	13 by Dwayne Sutton vs. Miami (1/7)	14 by John Mooney, Notre Dame (1/11)
Total Rebounds	15 by Dwayne Sutton vs. USC Upstate (11/20), Miami (Ohio) (12/18)	19 by John Mooney, Notre Dame (1/11)
Turnovers	6 by Jordan Nwora vs. Western Ky. (11/29)	6 by Jose Alvarado, Georgia Tech (1/22)
	by Darius Perry vs. Texas Tech (12/10)	
Assists	12 by Darius Perry vs. Youngstown St. (11/10)	8 by Ashton Hagans, Kentucky (12/28)
Blocked Shots	3 three times	4 by Terrell Brown, Pittsburgh (1/14)
	latest: by Malik Williams vs. Georgia Tech (1/22)	
Steals	3 three times latest: by David Johnson vs. Georgia Tech (1/22)	5 by Jack White, Duke (1/18)
Minutes Played (regulation game)	38 by Jordan Nwora vs. Florida State (1/4)	39 four times latest: by Jose Alvarado, Ga Tech (1/22)
Minutes Played (overtime game)	43 by Dwayne Sutton vs. Kentucky (12/28)	44 by Justin Champagnie, Pittsburgh (1/14)

2019-20 Louisville Men's Basketball Miscellaneous Statistics

Louisville's Record When the Cardinals ...	
Lead at halftime	14-0
Trail at halftime	2-3
Are tied at halftime	0-0
Shoot better from the field than opponent	15-0
Shoot worse from the field than opponent	1-3
Shoot 50 percent or better from the field	6-0
Shoot below 50 percent from the field	10-3
Opp. shoots 50 pct. or better from the field	0-1
Opp. shoots below 50 pct. from the field	16-2
Make 7 or fewer three-point goals	7-2
Make more than 7 three-point goals	9-1
Attempt 20 or fewer three-point goals	8-2
Attempt more than 20 three-point goals	8-1
Shoot more free throws than their opp.	11-1
Opponent shoots more free throws	4-2
Outrebound their opponent	11-1
Are outrebounded by their opponent	4-2
Bench outscores the opponent bench	11-1
Opponent bench outscores their bench	5-2
Commit fewer turnovers than their opp.	5-0
Commit more turnovers than their opp.	11-2
Commit same number of turnover as opp.	0-1
Commit 15 or fewer turnovers	14-1
Commit more than 15 turnovers	2-2
Lead with 5:00 Remaining	14-0
Trail with 5:00 Remaining	2-3
Tied with 5:00 Remaining	0-0
1-3 point margins	1-0
4-5 point margins	2-0
6-10 point margins	2-1
11-19 point margins	5-2
20 or more point margins	6-0
Overtime games	1-1
Vs. Top 25 teams	2-2
Home games	11-1
Away games	4-1
Neutral games	1-1
Score 59 or fewer points	1-1
Score 60-69 points	3-1
Score 70-79 points	7-1
Score 80-89 points	3-0
Score 90 or more points	2-0
Allow 59 or fewer points	8-0
Allow 60-69 points	5-0
Allow 70-79 points	3-3
Allow 80 or more points	0-0

Double-Doubles	
Enoch.....4	Nwora.....4
Sutton.....4	McMahon.....1
Williams.....1	

Points Off Turnovers	
Louisville.....263	Opponents.....242

Bench Scoring	
Louisville.....419 (22.0)	Opp.....291 (15.3)

Rebounding Advantage	
Louisville.....12	Opponents.....6

Attendance	
Home.....192,061	(16,005 avg.)
Away.....54,952	(10,990 avg.)
Neutral.....23,808	(11,904 avg.)
Total.....270,821	(14,254 avg.)

Double-Figure Scoring Games	
Nwora.....17	
Enoch.....12	
Sutton.....11	
McMahon.....7	
Williams.....5	
Johnson.....3	
Perry.....3	
Kimble.....2	
Williamson.....2	

Games Leading UofL in Scoring	
Nwora.....16	
Enoch.....3	
Johnson.....1	
Williams.....1	

Games Leading UofL in Rebounding	
Sutton.....9	
Nwora.....7	
Enoch.....4	
Williams.....2	
Igiehon.....1	

Games Leading UofL in Assists	
Perry.....7	
Kimble.....6	
Sutton.....4	
McMahon.....2	
Nwora.....2	
Johnson.....1	
Williamson.....1	

Scored Louisville's First Points	
<i>Who</i>	
Enoch.....8	
Nwora.....4	
Perry.....4	
Sutton.....2	
McMahon.....1	
<i>How</i>	
3-Pointer.....5	
Dunk.....4	
Jumper.....4	
Layup.....4	
Free Throw.....1	
Hook Shot.....1	

Dunks 61	
Enoch.....18	
Nwora.....17	
Johnson.....6	
Williams.....6	
Williamson.....6	
Sutton.....5	
Igiehon.....3	

Charges Taken 14	
Perry.....5	
McMahon.....5	
Kimble.....2	
Sutton.....1	
Williamson.....1	

Jump Balls Controlled	
Louisville.....17	(Enoch 17)
Opponents.....2	

Starting Lineups					
W-L	Forward	Forward	Center	Guard	Guard
11-2	Nwora	Sutton	Enoch	Perry	McMahon
5-1	Nwora	Sutton	Enoch	Perry	Kimble

Scoring Summary				
	1st Half	2nd Half	OT	Total
Louisville	697	698	21	1416
Opponents	534	626	24	1184

Leads and Deficits	
UL's Biggest Halftime Lead	24 vs. N.C. Central (11/17)
UL's Biggest Halftime Lead Blown	12 (36-24) vs. Notre Dame (1/11)
UL's Biggest Halftime Deficit	
Overcome.....	8 (24-32) vs. Kentucky (12/28)
UL's Biggest 2nd Half Lead	33 (95-62) vs. Eastern Ky. (12/14)
UL's Biggest 2nd Half Lead Blown	12 (36-24) vs. Notre Dame (1/11)
UL's Biggest 2nd Half Deficit	15 three times
	latest: (63-78) vs. Florida St. (1/4)
UL's Biggest 2nd Half Deficit	
Overcome.....	12 (26-38) vs. Kentucky (12/28)
UL's Biggest Overall Lead	33 (95-62) vs. Eastern Ky. (12/14)
UL's Biggest Lead Blown	16 twice
	latest: (34-18) vs. Notre Dame (1/11)
UL's Biggest Overall Deficit.....	15 three times
	latest: (63-78) vs. Florida St. (1/4)
UL's Biggest Deficit Overcome.....	12 (26-38) vs. Kentucky (12/28)

Home, Road and Half Statistics	
Halftime Leads	UL 14, Opp 5, Tied 0
FG% in KFC Yum! Center477 (329-690)
FG% Away from Home432 (180-417)
3 Pt FG% in KFC Yum! Center.....	.347 (87-251)
3 Pt FG% Away from Home375 (54-144)
FT% in KFC Yum! Center715 (148-207)
FT% Away from Home707 (99-140)
Scoring Average	
in KFC Yum! Center.....	76.0 (912 pts.)
Scoring Avg. on the Road	72.0 (504 pts.)
Opp. Scoring Average	
in KFC Yum! Center.....	58.6 (703 pts.)
Opp. Scoring Average	
on the Road	68.7 (481 pts.)
Most 1st Half Points	50 vs. Eastern Ky. (12/14)
Most 2nd Half Points	49 vs. Eastern Ky. (12/14)
Fewest 1st Half Points.....	24 vs. Kentucky (12/28)
Fewest 2nd Half Points	29 vs. Pittsburgh (12/6)
	vs. Texas Tech (12/10)
Largest Halftime Lead	24 vs. N.C. Central (11/17)
Largest Halftime Deficit.....	8 vs. Kentucky (12/28)

2019-20 Box Scores

Louisville 75, Bellarmine 65 (exhibition)
October 29, 2019 -- KFC YUM! CENTER

Louisville 75												
Player	min	FG	3FG	FT	Reb	Ast	TO	BL	ST	PF	TP	
Williamson	f 32	6-13	2-4	3-3	9	1	2	0	1	1	17	
Nwora	f 38	10-21	5-11	3-4	5	5	4	2	3	3	28	
Sutton	c 33	7-12	0-3	4-4	13	2	2	0	1	3	18	
Perry	g 34	3-7	1-2	3-4	7	2	0	0	2	3	10	
McMahon	g 24	0-6	0-5	0-0	0	3	1	0	0	1	0	
Kimble	18	1-3	0-1	0-0	1	3	0	0	0	2	2	
Igiehon	7	0-0	0-0	0-0	0	0	2	1	0	3	0	
Slazinski	8	0-0	0-0	0-0	1	0	1	0	0	0	0	
Withers	1	0-1	0-1	0-0	1	0	0	0	0	1	0	
Nickelberry	5	0-1	0-1	0-0	0	0	0	0	0	0	0	
Team					3							
Totals	200	27-64	8-28	13-15	40	16	12	3	7	17	75	
Total FG%	1st H:	12-33	36.4%	2nd H:	15-31	48.4%	Game:			42.2%		
3-Pt. FG%	1st H:	4-16	25.0%	2nd H:	4-12	33.3%	Game:			28.6%		
FThrow %	1st H:	5-6	83.3%	2nd H:	8-9	88.9%	Game:			86.7%		

Bellarmine 65												
Player	min	FG	3FG	FT	Reb	Ast	TO	BL	ST	PF	TP	
Weyer	f 29	5-12	3-7	2-2	5	2	0	1	1	1	15	
Cook	f 33	5-10	1-2	9-10	9	2	4	1	0	0	20	
Penn	g 27	5-6	0-0	2-4	2	1	4	0	0	4	12	
Fleming	g 31	2-7	1-5	0-0	0	0	1	1	1	4	5	
Bradshaw	g 15	0-4	0-1	2-2	1	2	1	0	0	2	2	
Claycomb	23	1-2	0-1	1-2	2	2	0	0	2	1	3	
Penny	22	3-6	0-1	0-0	4	0	2	0	0	2	6	
Betz	10	0-0	0-0	0-0	1	3	0	0	1	2	0	
Palombizio	6	0-0	0-0	2-2	1	0	0	0	0	0	2	
Tipton	2	0-0	0-0	0-0	0	0	0	0	0	0	0	
Pfriem	2	0-0	0-0	0-0	1	0	0	0	0	0	0	
Team					0							
Totals	200	21-47	5-17	18-22	26	12	12	3	5	16	65	
Total FG%	1st H:	11-26	42.3%	2nd H:	10-21	47.6%	Game:		44.7%			
3-Pt. FG%	1st H:	4-10	40.0%	2nd H:	1- 7	14.3%	Game:		29.4%			
FThrow %	1st H:	9-10	90.0%	2nd H:	9-12	75.0%	Game:		81.8%			

Score by Periods				Attendance: 15,009	
1st	2nd	Total		Ties: 10	
Bellarmine	35	30	65		
Louisville	33	42	75	Lead Changes: 14	

Louisville 87, Miami 74
November 5, 2019 -- Miami, Fla. (Watsco Center)

Louisville 87												
Player	min	FG	3FG	FT	Reb	Ast	TO	BL	ST	PF	TP	
Sutton	f 28	6-7	0-0	4-6	5	1	0	0	2	0	16	
Nwora	f 31	8-16	4-6	3-3	12	2	2	1	2	0	23	
Enoch	c 19	5-7	0-1	1-2	12	0	0	1	0	2	11	
Perry	g 26	1-6	0-3	0-0	3	4	2	0	0	3	2	
McMahon	g 24	6-10	4-7	0-0	0	2	0	0	2	1	16	
Kimble	20	2-5	0-1	2-2	0	3	3	1	2	2	6	
Williamson	24	6-9	1-1	0-1	5	1	3	0	0	4	13	
Igiehon	12	0-1	0-0	0-0	0	0	2	1	0	3	0	
Nickelberry	9	0-0	0-0	0-0	0	0	0	0	0	0	0	
Slazinski	7	0-2	0-0	0-0	1	1	0	0	0	2	0	
Team					2	1						
Totals	200	34-63	9-19	10-14	40	14	13	4	8	17	87	
Total FG%	1st H:	17-32	53.1%	2nd H:	17-31	54.8%	Game: 54.0%					
3-Pt. FG%	1st H:	4- 9	44.4%	2nd H:	5-10	50.0%	Game: 47.4%					
FThrow %	1st H:	7-10	70.0%	2nd H:	3- 4	75.0%	Game: 71.4%					

Miami 74												
Player	min	FG	3FG	FT	Reb	Ast	TO	BL	ST	PF	TP	
Waardenburg	f 22	1-3	0-0	0-0	4	1	1	2	0	1	2	
Miller	c 20	3-5	0-0	0-2	9	0	1	0	0	3	6	
Lykes	g 33	7-15	2-4	2-2	1	5	2	0	2	3	18	
Vasiljevic	g 33	6-10	4-7	0-0	4	3	0	0	0	0	16	
McGusty	g 24	5-13	2-5	0-0	2	1	2	0	1	2	12	
Wong	17	1-6	0-2	0-2	2	0	2	0	0	0	2	
Beverly	21	4-11	1-4	0-0	1	2	0	0	1	2	9	
Walker	18	3-6	1-2	2-4	5	0	1	0	0	2	9	
Gak	12	0-0	0-0	0-1	2	0	1	2	2	0	0	
Team					5							
Totals	200	30-69	10-24	4-11	35	12	10	4	6	13	74	
Total FG%	1st H:	12-34	35.3%	2nd H:	18-35	51.4%	Game:		43.5%			
3-PT. FG%	1st H:	2- 8	25.0%	2nd H:	8-16	50.0%	Game:		41.7%			
FThrow %	1st H:	0- 0	0.0%	2nd H:	4-11	36.4%	Game:		36.4%			

Score by Periods				Attendance: 7,576	
1st	2nd	Total		Ties: 1	
Miami	26	48	74		
Louisville	45	42	87	Lead Changes: 3	

Louisville 78, Youngstown State 55
November 10, 2019 -- KFC YUM! CENTER

Louisville 78												
Player	min	FG	3FG	FT	Reb	Ast	TO	BL	ST	PF	TP	
Sutton	f 30	1-3	0-2	0-0	3	1	2	1	2	1	2	
Nwora	f 29	10-16	1-4	0-0	6	0	2	0	0	2	21	
Enoch	c 29	8-14	0-2	1-1	14	0	0	3	0	0	17	
Perry	g 27	4-7	0-2	2-3	5	12	1	0	1	1	10	
McMahon	g 31	5-9	4-7	2-2	3	2	1	0	0	1	16	
Kimble	16	0-6	0-2	0-0	0	5	0	0	0	1	0	
Williamson	23	3-8	0-1	0-0	5	2	0	1	0	1	6	
Igiehon	5	0-0	0-0	0-0	1	0	0	0	0	4	0	
Slazinski	4	2-2	2-2	0-0	1	0	0	0	0	0	6	
Nickelberry	5	0-0	0-0	0-0	0	0	0	0	0	0	0	
Oddo	1	0-0	0-0	0-0	0	0	0	0	0	0	0	
Team					0							
Totals	200	33-65	7-22	5-6	38	22	6	5	3	11	78	
Total FG%	1st H:	16-30	53.3%	2nd H:	17-35	48.6%	Game: 50.8%					
3-Pt. FG%	1st H:	3- 8	37.5%	2nd H:	4-14	28.6%	Game: 31.8%					
FThrow %	1st H:	3- 4	75.0%	2nd H:	2- 2	100%	Game: 83.3%					

Youngstown State 55														
Player	min	FG	3FG	FT	Reb	Ast	TO	BL	ST	PF	TP			
Akuckie	f 25	2-8	1-6	2-5	5	0	1	0	0	1	7			
Bohannon	f 34	6-14	0-0	2-4	8	1	1	0	0	2	14			
Simmons	g 17	0-1	0-1	0-0	2	0	0	0	0	1	0			
Quisenberry	g 21	3-13	2-6	3-5	1	0	3	0	2	2	11			
Covington	24	1-6	0-4	1-2	7	0	1	0	0	1	3			
Morgan	20	4-10	2-8	0-0	2	2	0	0	2	3	10			
Cathcart	13	0-2	0-1	0-0	2	1	2	0	0	1	0			
Thomas	20	3-7	0-1	0-0	11	0	0	0	0	1	6			
Foster	12	1-3	0-0	0-0	1	0	1	1	0	0	2			
Bentley	11	1-2	0-0	0-0	3	1	2	0	0	1	2			
Konate	1	0-0	0-0	0-0	0	0	0	0	0	0	0			
Hamperian	1	0-0	0-0	0-0	0	0	0	0	0	0	0			
Bofenkamp	1	0-0	0-0	0-0	0	0	0	0	0	0	0			
Team					4									
Totals	200	21-67	5-27	8-16	46	5	11	1	4	13	55			
Total FG%	1st H:	12-34	35.3%	2nd H:	9-33	27.3%	Game:		31.3%					
3-Pt. FG%	1st H:	3-13	23.1%	2nd H:	2-14	14.3%	Game:		18.5%					
FT F%	1st H:	4-8	50.0%	2nd H:	4-8	50.0%	Game:		50.0%					

2019-20 Box Scores

Louisville 82, Akron 76
November 24, 2019 -- KFC YUM! CENTER

Louisville 82
Player min FG 3FG FT Reb Ast TO BL ST PF TP
Sutton f 32 2-3 1-2 5-6 14 1 1 0 2 2 10
Nwora f 30 6-19 4-8 2-2 8 2 4 0 0 1 4 18
Enoch c 21 6-9 1-2 4-7 5 0 1 2 0 3 17
Perry g 28 3-9 0-3 2-2 2 3 2 0 1 3 8
McMahon g 28 2-6 2-5 4-4 0 2 2 0 0 1 10
Kimble 16 1-4 0-2 1-2 1 2 1 0 0 0 3
Williamson 18 0-2 0-1 1-2 6 0 1 0 0 1 1
Williams 19 2-5 0-0 2-4 7 0 1 0 2 3 6
Johnson 8 4-5 1-2 0-1 3 1 1 0 0 3 9
Team 2
Totals 200 26-62 9-25 21-30 48 11 14 2 6 20 82
Total FG% 1st H: 17-35 48.6% 2nd H: 9-27 33.3% Game: 41.9%
3-Pt. FG% 1st H: 7-14 50.0% 2nd H: 2-11 18.2% Game: 36.0%
FThrow % 1st H: 6- 9 66.7% 2nd H: 15-21 71.4% Game: 70.0%

Akron 76
Player min FG 3FG FT Reb Ast TO BL ST PF TP
Reece f 15 1-3 0-0 2-3 1 0 0 0 1 4 4
Williams f 27 3-12 0-8 0-0 9 0 0 0 0 5 6
Ali g 10 0-0 0-0 0-0 2 1 1 0 0 0 0
Jackson g 35 8-14 2-7 2-2 6 6 3 0 0 4 20
Banks g 32 6-12 6-10 0-0 4 2 0 0 1 3 18
Cheese 35 6-17 1-4 7-8 4 4 4 1 3 2 20
Riak 28 2-7 0-1 2-2 5 0 0 1 0 3 6
Tribble 13 0-1 0-0 0-0 1 0 2 0 0 1 0
Sayles 5 1-1 0-0 0-0 1 0 1 0 0 0 2
Team 3
Totals 200 27-67 9-30 13-15 36 13 11 2 5 22 76
Total FG% 1st H: 10-26 38.5% 2nd H: 17-41 41.5% Game: 40.3%
3-Pt. FG% 1st H: 5-15 33.3% 2nd H: 4-15 26.7% Game: 30.0%
FThrow % 1st H: 6- 6 100% 2nd H: 7- 9 77.8% Game: 86.7%

Score by Periods 1st 2nd Total
Akron 31 45 76
Louisville 47 35 82
Attendance: 14,889
Ties: 1
Lead Changes: 4

Louisville 71, Western Kentucky 54
November 29, 2019 -- Nashville, Tenn. (Bridgestone Arena)

Louisville 71
Player min FG 3FG FT Reb Ast TO BL ST PF TP
Sutton f 33 6-10 2-4 1-2 7 0 0 0 0 1 15
Nwora f 33 8-15 4-9 5-5 5 0 6 0 0 2 25
Enoch c 19 2-5 0-0 2-3 3 1 0 0 1 2 6
Perry g 18 3-5 0-2 0-0 2 2 3 0 2 2 6
McMahon g 30 1-5 1-5 0-0 2 1 0 0 1 1 3
Kimble 19 0-1 0-0 4-4 2 4 2 0 0 0 4
Williams 18 2-5 0-2 4-4 9 1 0 0 1 2 8
Williamson 10 1-3 0-0 0-0 4 0 1 1 1 2 2
Johnson 9 0-1 0-0 0-0 1 1 0 0 0 3 0
Slazinski 3 0-0 0-0 0-0 0 0 1 0 0 0 0
Nickelberry 5 0-2 0-1 2-2 1 0 0 0 0 0 2
Ighehon 3 0-0 0-0 0-0 1 0 0 0 0 0 0
Team 2 1
Totals 200 23-52 7-22 18-20 39 10 14 1 6 15 71
Total FG% 1st H: 13-30 43.3% 2nd H: 10-22 45.5% Game: 44.2%
3-Pt. FG% 1st H: 5-13 38.5% 2nd H: 2- 9 22.2% Game: 31.8%
FThrow % 1st H: 6- 6 100% 2nd H: 12-14 85.7% Game: 90.0%

Western Kentucky 54
Player min FG 3FG FT Reb Ast TO BL ST PF TP
Savage f 34 0-7 0-4 4-4 4 0 1 1 0 4 4
Williams f 22 1-2 0-0 0-0 1 3 0 0 0 4 2
Bassey c 36 6-15 0-1 2-2 9 1 1 1 2 2 14
Justice g 33 2-7 1-5 1-2 1 1 4 1 1 0 6
Hollingsworth g 37 6-13 0-5 4-4 4 0 3 0 2 0 16
Rawls 18 3-7 0-2 0-0 0 0 1 0 0 2 6
Anderson 18 2-2 0-0 2-2 3 1 0 2 0 1 6
Horton 2 0-1 0-0 0-0 1 0 1 0 0 2 0
Team 2
Totals 200 20-54 1-17 13-14 25 6 11 5 5 15 54
Total FG% 1st H: 11-29 37.9% 2nd H: 9-25 36.0% Game: 37.0%
3-Pt. FG% 1st H: 1-10 10.0% 2nd H: 0- 7 0.0% Game: 5.9%
FThrow % 1st H: 0- 0 0.0% 2nd H: 13-14 92.9% Game: 92.9%

Score by Periods 1st 2nd Total
Western Kentucky 23 31 54
Louisville 37 34 71
Attendance: 12,863
Ties: 0
Lead Changes: 0

Louisville 58, Michigan 43
December 3, 2019 -- KFC YUM! CENTER
Big Ten/ACC Challenge

Louisville 58
Player min FG 3FG FT Reb Ast TO BL ST PF TP
Sutton f 35 1-3 0-1 2-4 11 0 0 1 0 1 4
Nwora f 36 9-23 1-5 3-5 12 1 1 1 1 2 22
Enoch c 26 5-10 2-5 1-2 10 0 1 1 0 2 13
Perry g 20 2-4 0-1 0-0 0 2 2 0 1 3 4
McMahon g 35 1-8 1-5 1-2 1 2 1 1 1 3 4
Kimble 23 1-5 0-0 3-4 3 3 2 0 2 3 5
Williams 14 1-3 0-2 0-0 3 0 0 0 1 1 2
Williamson 9 2-3 0-0 0-1 4 0 1 0 0 1 4
Johnson 2 0-1 0-0 0-0 0 0 0 0 0 0 0
Slazinski 0+ 0-0 0-0 0-0 0 0 0 0 0 0 0
Nickelberry 0+ 0-0 0-0 0-0 0 0 0 0 0 0 0
Ighehon 0+ 0-0 0-0 0-0 0 0 0 0 0 0 0
Team 4
Totals 200 22-60 4-19 10-18 48 8 8 4 6 16 58
Total FG% 1st H: 10-31 32.3% 2nd H: 12-29 41.4% Game: 36.7%
3-Pt. FG% 1st H: 3-10 30.0% 2nd H: 1- 9 11.1% Game: 21.1%
FThrow % 1st H: 5-10 50.0% 2nd H: 5- 8 62.5% Game: 55.6%

Michigan 43
Player min FG 3FG FT Reb Ast TO BL ST PF TP
Livers f 38 1-9 1-4 0-0 5 1 1 2 0 2 3
Teske c 31 6-18 1-4 5-8 10 0 0 0 1 3 18
Simpson g 35 4-11 0-2 1-3 1 3 4 0 0 4 9
Wagner g 30 2-6 1-5 0-0 4 0 3 1 1 0 5
Brooks g 23 0-6 0-1 2-2 7 1 0 0 0 1 2
Castleton 9 1-1 0-0 0-0 3 0 1 0 0 0 2
Johns 15 1-3 0-0 0-0 5 0 1 0 0 3 2
DeJulius 19 0-3 0-2 2-2 3 1 0 0 2 1 2
Nunez 0+ 0-0 0-0 0-0 0 0 0 0 0 0 0
Bajema 0+ 0-0 0-0 0-0 0 0 0 0 0 0 0
Wilson 0+ 0-0 0-0 0-0 0 0 0 0 0 0 0
Team 3
Totals 200 15-58 3-19 10-15 41 6 10 3 4 14 43
Total FG% 1st H: 6-30 20.0% 2nd H: 9-28 32.1% Game: 25.9%
3-Pt. FG% 1st H: 1- 6 16.7% 2nd H: 2-13 15.4% Game: 15.8%
FThrow % 1st H: 5- 8 62.5% 2nd H: 5- 7 71.4% Game: 66.7%

Score by Periods 1st 2nd Total
Michigan 18 25 43
Louisville 28 30 58
Attendance: 21,674
Ties: 1
Lead Changes: 0

Louisville 64, Pittsburgh 46
December 6, 2019 -- KFC YUM! CENTER

Louisville 64
Player min FG 3FG FT Reb Ast TO BL ST PF TP
Sutton f 30 1-4 1-3 0-0 5 5 0 1 0 2 3
Nwora f 32 7-12 2-5 3-4 6 2 1 1 2 2 19
Enoch c 19 3-6 1-1 0-0 2 0 1 0 0 2 7
Perry g 23 1-5 1-3 0-0 2 5 3 0 0 2 3
McMahon g 36 3-6 3-6 2-2 3 2 2 0 1 0 11
Kimble 19 1-3 1-2 0-2 0 1 3 0 0 2 3
Williams 20 5-8 1-3 2-2 11 1 1 0 0 0 13
Williamson 16 2-4 1-3 0-0 3 1 1 0 0 2 5
Slazinski 1 0-0 0-0 0-0 0 0 0 0 0 0 0
Johnson 1 0-0 0-0 0-0 0 0 0 0 0 0 0
Nickelberry 1 0-0 0-0 0-0 0 0 0 0 0 0 0
Ighehon 1 0-1 0-0 0-0 0 0 0 0 0 0 0
Oddo 1 0-0 0-0 0-0 0 0 0 0 0 0 0
Team 1 1
Totals 200 23-49 11-26 7-10 33 17 13 2 3 12 64
Total FG% 1st H: 13-26 50.0% 2nd H: 10-23 43.5% Game: 46.9%
3-Pt. FG% 1st H: 9-17 52.9% 2nd H: 2- 9 22.2% Game: 42.3%
FThrow % 1st H: 0- 0 0.0% 2nd H: 7-10 70.0% Game: 70.0%

Pittsburgh 46
Player min FG 3FG FT Reb Ast TO BL ST PF TP
Hamilton f 23 5-8 0-0 0-0 3 0 1 0 0 3 10
Johnson g 31 6-10 1-1 2-4 2 2 5 0 0 5 15
McGowens g 31 2-9 0-1 0-0 4 3 3 0 3 2 4
Toney g 32 3-6 1-2 0-0 7 2 0 0 1 5 7
Murphy g 28 2-10 1-4 0-0 1 2 1 0 0 0 5
Brown 16 2-3 0-0 0-0 4 0 1 0 0 1 4
Champaigne 34 0-7 0-4 1-2 7 1 1 1 1 0 1
Ezekudo 3 0-0 0-0 0-0 0 0 0 0 0 0 0
Coulibaly 1 0-0 0-0 0-0 0 0 0 0 0 0 0
Starzynski 1 0-0 0-0 0-0 0 0 0 0 0 0 0
Team 1
Totals 200 20-53 3-12 3-6 29 10 12 1 5 17 46
Total FG% 1st H: 10-28 35.7% 2nd H: 10-25 40.0% Game: 37.7%
3-Pt. FG% 1st H: 1- 4 25.0% 2nd H: 2- 8 25.0% Game: 25.0%
FThrow % 1st H: 0- 2 0.0% 2nd H: 3- 4 75.0% Game: 50.0%

Score by Periods 1st 2nd Total
Pittsburgh 21 25 46
Louisville 35 29 64
Attendance: 17,249
Ties: 3
Lead Changes: 0

Texas Tech 70, Louisville 57
Dec. 10, 2019 -- New York, NY (Madison Square Garden)
Jimmy V Classic

Louisville 57
Player min FG 3FG FT Reb Ast TO BL ST PF TP
Sutton f 31 2-6 0-2 0-0 9 3 3 0 1 3 4
Nwora f 35 4-16 1-7 5-7 9 3 2 0 2 2 14
Enoch c 21 4-8 0-0 2-2 6 0 3 1 0 1 10
Perry g 16 1-4 0-1 0-0 1 0 6 0 1 4 2
McMahon g 35 2-7 2-6 2-2 2 2 1 0 0 3 8
Kimble 23 1-5 0-1 2-2 0 2 1 0 2 1 4
Williams 20 2-2 0-0 5-8 5 0 0 1 0 2 9
Williamson 10 1-3 0-0 0-0 2 0 0 0 0 2 2
Johnson 7 1-2 0-0 2-4 1 0 0 0 0 1 4
Ighehon 2 0-0 0-0 0-0 1 0 0 0 0 0 0
Team 2 1
Totals 200 18-53 2-17 18-25 38 10 19 2 6 20 57
Total FG% 1st H: 8-28 28.6% 2nd H: 10-25 40.0% Game: 34.0%
3-Pt. FG% 1st H: 2-9 22.2% 2nd H: 1-8 12.5% Game: 17.6%
FThrow % 1st H: 10-14 71.4% 2nd H: 8-11 72.7% Game: 72.0%

Texas Tech 70
Player min FG 3FG FT Reb Ast TO BL ST PF TP
Holyfield f 21 3-7 1-2 1-2 3 3 2 0 3 4 8
Clarke f 36 3-6 1-3 0-1 12 6 3 0 1 2 7
Edwards g 36 4-10 1-7 0-2 4 3 2 0 2 2 9
Shannon, Jr. g 23 4-9 0-1 5-6 3 0 2 0 1 3 13
Moretti g 36 4-15 2-10 8-8 0 3 2 0 0 1 18
Savrasov 9 1-4 1-3 0-0 2 0 0 0 0 3 3
Benson 22 3-3 1-1 3-3 4 0 0 2 1 1 10
McCullar 11 1-3 0-0 0-0 5 0 1 1 0 1 2
Nadolny 3 0-1 0-0 0-0 1 0 1 0 0 0 0
Tchewa 3 0-0 0-0 0-0 2 0 0 1 0 1 0
Team 4 1
Totals 200 23-58 7-27 17-22 40 15 14 4 8 18 70
Total FG% 1st H: 12-31 38.7% 2nd H: 11-27 40.7% Game: 39.7%
3-Pt. FG% 1st H: 3-15 20.0% 2nd H: 4-12 33.3% Game: 25.9%
FThrow % 1st H: 4- 6 66.7% 2nd H: 13-16 81.3% Game: 77.3%

Score by Periods 1st 2nd Total
Texas Tech 31 39 70
Louisville 28 29 57
Attendance: 10,945
Ties: 3
Lead Changes: 2

Louisville 99, Eastern Kentucky 67
December 14, 2019 -- KFC YUM! CENTER

Louisville 99
Player min FG 3FG FT Reb Ast TO BL ST PF TP
Sutton 28 3-4 1-1 4-4 5 3 4 0 2 3 11
Nwora 31 10-14 3-5 3-3 7 3 0 0 2 0 26
Enoch 19 9-10 0-0 5-6 7 1 1 1 1 3 23
Perry 19 2-3 1-2 0-0 2 3 2 0 1 2 5
McMahon 23 2-6 1-4 2-2 1 6 1 0 0 1 7
Kimble 14 0-2 0-1 0-0 0 2 1 1 0 0 0
Williams 15 4-6 2-3 1-1 6 2 1 0 1 0 11
Williamson 17 1-4 0-1 1-1 2 0 2 0 0 2 3
Johnson 17 2-3 1-1 0-0 2 2 3 0 0 0 5
Nickelberry 8 0-1 0-1 2-2 0 0 1 0 0 2 2
Ighehon 5 1-1 0-0 0-0 3 0 0 0 0 1 2
Slazinski 4 0-0 0-0 4-4 0 0 0 0 0 0 4
Team 2 1
Totals 200 34-54 9-19 22-23 35 22 16 2 7 14 99
Total FG% 1st H: 17-27 63.0% 2nd H: 17-27 63.0% Game: 63.0%
3-Pt. FG% 1st H: 6-12 50.0% 2nd H: 3- 7 42.9% Game: 47.4%
FThrow % 1st H: 10-11 90.9% 2nd H: 12-12 100% Game: 95.7%

Eastern Kentucky 67
Player min FG 3FG FT Reb Ast TO BL ST PF TP
Hicks 19 4-5 0-0 0-0 3 2 4 0 0 5 8
Moreno 27 3-8 1-4 1-2 3 0 0 0 2 0 8
Hobbs 24 4-10 1-3 0-0 0 2 0 0 3 2 9
Brown 24 3-12 2-6 1-2 2 6 4 0 1 3 9
Taylor 38 4-10 3-7 2-2 4 2 2 0 0 3 13
King, T. 27 3-8 0-0 6-6 5 0 3 0 1 3 12
King, H. 24 1-9 1-6 2-3 3 0 0 0 1 2 5
Cruikshank 6 1-1 1-1 0-0 0 0 0 0 0 1 3
Anderson 6 0-0 0-0 0-0 2 0 0 0 0 1 0
Balogun 3 0-0 0-0 0-0 0 0 0 0 0 0 0
Carmical 2 0-0 0-0 0-0 0 0 0 0 0 0 0
Team 2 1
Totals 200 23-63 9-27 12-15 24 12 14 0 8 20 67
Total FG% 1st H: 12-30 40.0% 2nd H: 11-33 33.3% Game: 36.5%
3-Pt. FG% 1st H: 4-15 26.7% 2nd H: 5-12 41.7% Game: 33.3%
FThrow % 1st H: 4- 4 100% 2nd H: 8-11 72.7% Game: 80.0%

Score by Periods 1st 2nd Total
Eastern Kentucky 32 35 67
Louisville 50 49 99
Attendance: 16,185
Ties: 1
Lead Changes: 0

2019-20 Box Scores

Louisville 70, Miami (Ohio) 46
December 18, 2019 -- KFC YUM! CENTER

Louisville 70

Player	min	FG	3FG	FT	Reb	Ast	TO	BL	ST	PF	TP
Sutton	36	4-10	0-2	0-0	15	4	0	3	0	2	8
Nwora	32	7-17	2-8	4-7	8	1	4	0	1	2	20
Enoch	18	1-3	0-0	2-2	7	1	1	0	0	1	4
Perry	23	3-10	2-5	0-0	3	5	2	0	1	3	8
McMahon	28	3-7	3-7	2-2	2	0	1	0	0	1	11
Kimble	16	1-2	1-2	0-0	2	0	0	0	0	1	3
Williams	21	3-6	0-0	3-6	11	0	1	1	0	1	9
Williamson	11	1-4	1-1	0-0	2	0	0	0	0	1	3
Johnson	12	2-4	0-2	0-0	2	0	1	1	0	1	4
Slazinski	1	0-0	0-0	0-0	1	0	0	0	0	0	0
Nickelberry	1	0-0	0-0	0-0	0	0	0	0	0	0	0
Igiehon	1	0-0	0-0	0-0	0	0	0	0	0	0	0
Team					1						
Totals	200	25-63	9-27	11-17	54	11	10	5	2	13	70

Total FG% 1st H: 11-28 39.3% 2nd H: 14-35 40.0% Game: 39.7%
3-Pt. FG% 1st H: 4-14 28.6% 2nd H: 5-13 38.5% Game: 33.3%
FThrow % 1st H: 2- 5 40.0% 2nd H: 9-12 75.0% Game: 64.7%

Miami (Ohio) 46

Player	min	FG	3FG	FT	Reb	Ast	TO	BL	ST	PF	TP
Brown	24	2-12	0-3	4-4	7	0	1	0	0	1	8
Bowman	20	0-7	0-6	0-0	3	1	2	0	0	3	0
Sibande	20	2-8	1-6	0-1	3	4	2	0	0	2	5
Grant	24	3-12	1-4	0-1	8	3	0	0	0	1	7
White	32	1-4	0-2	0-0	3	0	0	0	1	2	2
Lairy	18	4-7	2-4	0-0	2	0	1	0	0	0	10
Jovic	18	0-2	0-2	0-0	1	1	1	0	0	1	0
Brewer	8	1-2	1-1	0-0	1	0	0	0	0	2	3
Coleman-Lands16	1-5	0-4	0-0	4	2	2	0	0	0	2	2
McNamara	7	2-5	1-1	0-0	2	0	0	1	0	1	5
Ayah	13	2-2	0-0	0-0	2	0	0	0	2	4	4
Team					4						
Totals	200	18-66	6-33	4-6	40	11	9	1	3	19	46

Total FG% 1st H: 9-36 25.0% 2nd H: 9-30 30.0% Game: 27.3%
3-Pt. FG% 1st H: 2-20 10.0% 2nd H: 4-13 30.8% Game: 18.2%
FThrow % 1st H: 0- 1 0.0% 2nd H: 4- 5 80.0% Game: 66.7%

Score by Periods	1st	2nd	Total	Attendance: 15,444
Miami (Ohio)	20	26	46	Ties: 2
Louisville	28	42	70	Lead Changes: 0

Kentucky 78, Louisville 70 (OT)
December 28, 2019 -- Lexington, Ky. (Rupp Arena)

Louisville 70

Player	min	FG	3FG	FT	Reb	Ast	TO	BL	ST	PF	TP
Sutton	f 43	5-11	1-5	3-5	10	1	1	0	1	2	14
Nwora	f 39	2-10	1-8	3-6	4	0	3	0	0	3	8
Enoch	c 25	8-17	1-4	1-1	5	0	3	0	0	4	18
Perry	g 33	2-4	1-2	0-0	3	3	0	0	0	3	5
McMahon	g 28	1-7	1-5	1-2	1	4	2	0	1	3	4
Kimble	29	5-9	2-3	0-2	0	4	0	0	2	3	12
Williams	19	4-9	0-2	1-4	7	0	1	0	1	4	9
Williamson	8	0-0	0-0	0-0	0	0	1	0	0	3	0
Johnson	1	0-0	0-0	0-0	0	0	0	0	0	0	0
Team					4						
Totals	225	27-67	7-27	9-20	34	12	11	0	5	25	70

Total FG% 1st H: 11-31 35.5% 2nd H: 13-27 48.1% Game: 40.3%
OT: 3-9 33.3%
3-Pt. FG% 1st H: 1-11 9.1% 2nd H: 5-12 41.7% Game: 25.9%
OT: 1-4 25.0%
FThrow % 1st H: 1-1 100% 2nd H: 6-14 42.9% Game: 45.0%
OT: 2-5 40.0%

Kentucky 78

Player	min	FG	3FG	FT	Reb	Ast	TO	BL	ST	PF	TP
Richards	f 34	4-6	0-0	5-7	10	0	1	1	0	4	13
Brooks, Jr.	f 25	0-4	0-2	2-2	1	0	2	1	1	2	2
Montgomery	f 25	2-5	0-0	0-0	5	1	1	2	0	4	4
Hagans	g 43	3-8	1-1	1-2	5	8	2	1	2	1	8
Maxey	g 41	9-14	4-5	5-6	7	1	3	0	1	4	27
Sestina	16	3-6	0-1	0-0	3	1	0	0	1	5	6
Quickley	37	4-11	2-6	8-8	3	1	1	0	0	2	18
Whitney	2	0-0	0-0	0-0	0	0	0	0	0	0	0
Juzang	2	0-0	0-0	0-0	1	0	0	0	0	0	0
Team					0	1					
Totals	225	25-54	7-15	21-25	35	12	11	5	5	22	78

Total FG% 1st H: 11-23 47.8% 2nd H: 10-25 40.0% Game: 46.3%
OT: 4-6 66.7%
3-Pt. FG% 1st H: 4-9 44.4% 2nd H: 2-4 50.0% Game: 46.7%
OT: 1-2 50.0%
FThrow % 1st H: 6-6 200% 2nd H: 7-10 70.0% Game: 84.0%
OT: 8-9 88.9%

Score by Periods	1st	2nd	OT	Total	Attendance: 20,437
Louisville	24	37	9	70	Ties: 10
Kentucky	32	29	17	78	Lead Changes: 13

Florida State 78, Louisville 65
January 4, 2020 -- KFC YUM! CENTER

Louisville 65

Player	min	FG	3FG	FT	Reb	Ast	TO	BL	ST	PF	TP
Sutton	f 27	1-4	1-2	0-0	5	4	0	1	0	3	3
Nwora	f 38	11-15	5-6	5-7	10	0	4	0	0	2	32
Enoch	c 24	3-6	0-0	4-7	4	1	2	2	1	2	10
Kimble	g 30	3-11	0-4	0-0	2	3	3	0	1	0	6
Perry	g 23	2-7	2-2	0-0	3	0	0	0	1	1	6
Williams	15	1-4	0-1	0-0	2	0	1	1	1	2	2
Williamson	8	0-1	0-0	0-0	1	0	1	0	1	1	0
Johnson	19	2-9	0-1	0-0	6	3	3	1	0	1	4
Nickelberry	1	0-0	0-0	0-0	0	0	0	0	0	0	0
Igiehon	1	0-0	0-0	0-0	0	0	0	0	0	0	0
McMahon	14	1-5	0-3	0-0	0	1	2	0	0	1	2
Team					4						
Totals	200	24-62	8-19	9-14	37	12	16	5	5	13	65

Total FG% 1st H: 10-37 27.0% 2nd H: 14-25 56.0% Game: 38.7%
3-Pt. FG% 1st H: 4-13 30.8% 2nd H: 4- 6 66.7% Game: 42.1%
FThrow % 1st H: 8- 9 88.9% 2nd H: 1- 5 20.0% Game: 64.3%

Florida State 78

Player	min	FG	3FG	FT	Reb	Ast	TO	BL	ST	PF	TP
Gray	f 21	0-2	0-0	2-2	5	0	4	1	1	2	2
Osborne	f 30	3-7	1-3	0-0	9	1	1	1	0	4	7
Polite	g 19	1-5	1-4	0-0	2	1	1	0	0	2	3
Forrest	g 33	9-11	1-1	1-2	3	5	3	0	2	1	20
Vassell	g 30	6-13	2-6	0-0	6	3	0	0	1	2	14
Williams	24	1-4	0-1	0-0	3	1	3	3	1	2	0
Olejniczak	7	0-0	0-0	0-0	1	0	0	0	0	2	0
Walker	28	9-13	5-7	0-1	1	3	1	1	0	1	23
Evans	8	3-3	1-1	0-0	1	1	0	0	1	0	7
Team					0						
Totals	200	32-58	11-23	3-5	31	15	13	6	6	15	78

Total FG% 1st H: 16-29 55.2% 2nd H: 16-29 55.2% Game: 56.2%
3-Pt. FG% 1st H: 7-16 43.8% 2nd H: 4- 7 57.1% Game: 47.8%
FThrow % 1st H: 0- 0 0.0% 2nd H: 3- 5 60.0% Game: 60.0%

Score by Periods	1st	2nd	Total	Attendance: 17,786
Florida State	39	39	78	Ties: 3
Louisville	32	33	65	Lead Changes: 5

Louisville 74, Miami 58
January 7, 2020 -- KFC YUM! CENTER

Louisville 74

Player	min	FG	3FG	FT	Reb	Ast	TO	BL	ST	PF	TP
Sutton	f 35	4-9	0-2	1-2	13	3	2	2	1	2	9
Nwora	f 37	6-12	3-5	4-4	12	4	1	0	1	3	19
Enoch	c 22	4-12	0-1	4-6	10	1	0	1	0	1	12
Kimble	g 21	0-4	0-0	0-0	2	0	0	0	0	1	0
Perry	g 24	4-7	1-2	1-1	2	3	0	0	0	3	10
Williams	18	4-8	0-1	2-4	6	1	0	2	0	2	10
Williamson	9	3-3	0-0	0-1	1	0	2	0	0	3	6
Johnson	12	1-2	0-0	0-0	0	0	2	1	0	0	2
McMahon	22	2-5	2-4	0-0	1	1	0	0	0	1	6
Team					1						
Totals	200	28-62	6-15	12-18	48	13	7	6	2	16	74

Total FG% 1st H: 16-33 48.5% 2nd H: 12-29 41.4% Game: 45.2%
3-Pt. FG% 1st H: 5-10 50.0% 2nd H: 1- 5 20.0% Game: 40.0%
FThrow % 1st H: 6- 9 66.7% 2nd H: 6- 9 66.7% Game: 66.7%

Miami 58

Player	min	FG	3FG	FT	Reb	Ast	TO	BL	ST	PF	TP
Waardenburg	f 30	1-4	1-3	2-2	10	2	2	1	1	4	5
Miller	c 21	0-3	0-0	0-1	6	0	0	0	1	3	0
Lykes	g 39	4-16	2-6	8-8	4	2	1	1	0	2	18
Vasiljevic	g 38	4-16	2-11	2-2	5	0	0	0	1	1	12
McGusty	g 37	6-13	3-7	3-5	7	1	1	0	1	2	18
Beverly	3	1-2	0-1	0-0	0	0	1	0	0	0	2
Walker	5	0-1	0-1	0-0	0	0	0	0	1	1	0
Wong	26	1-6	0-2	1-1	2	0	0	0	0	3	3
Herenton	1	0-0	0-0	0-0	0	0	0	0	0	0	0
Team					3						
Totals	200	17-61	8-31	16-19	37	5	5	2	5	16	58

Total FG% 1st H: 10-31 32.3% 2nd H: 7-30 23.3% Game: 27.9%
3-Pt. FG% 1st H: 6-15 40.0% 2nd H: 2-16 12.5% Game: 25.8%
FThrow % 1st H: 6- 6 100% 2nd H: 10-13 76.9% Game: 84.2%

Score by Periods	1st	2nd	Total	Attendance: 14,980
Miami	32	26	58	Ties: 0
Louisville	43	31	74	Lead Changes: 2

Louisville 67, Notre Dame 64
January 11, 2020 -- Notre Dame, Ind. (Purcell Pavilion)

Louisville 67

Player	min	FG	3FG	FT	Reb	Ast	TO	BL	ST	PF	TP
Sutton	f 33	4-11	2-3	0-0	14	3	1	1	2	3	10
Nwora	f 37	7-15	4-8	2-2	4	1	1	0	1	0	20
Enoch	c 16	1-8	0-1	0-0	5	1	3	0	3	1	2
Kimble	g 23	3-4	0-0	0-0	0	4	1	0	0	2	6
Perry	g 17	0-2	0-1	1-2	0	1	2	0	0	1	1
Williams	24	3-8	0-1	0-0	5	0	0	0	0	2	6
Williamson	10	0-0	0-0	0-0	3	0	0	0	0	0	0
Johnson	13	2-4	0-1	1-2	3	2	1	0	1	2	5
McMahon	21	6-10	3-5	2-2	2	1	1	0	1	2	17
Team					2						
Totals	200	26-62	9-20	6-8	38	13	10	1	8	13	67

Total FG% 1st H: 15-37 40.5% 2nd H: 11-25 44.0% Game: 41.9%
3-Pt. FG% 1st H: 4-11 36.4% 2nd H: 5- 9 55.6% Game: 45.0%
FThrow % 1st H: 2- 2 100% 2nd H: 4- 6 66.7% Game: 75.0%

Notre Dame 64

Player	min	FG	3FG	FT	Reb	Ast	TO	BL
--------	-----	----	-----	----	-----	-----	----	----

2019-20 Box Scores

Louisville 79, Duke 73
January 18, 2020 -- Durham, N.C. (Cameron Indoor Stadium)

Louisville 79													
Player	min	FG	3FG	FT	Reb	Ast	TO	BL	ST	PF	TP		
Sutton	f 30	3-6	0-2	7-8	5	2	1	1	1	4	13		
Nwora	f 33	3-12	0-3	0-0	8	2	1	0	1	3	6		
Enoch	c 15	4-8	2-2	0-0	2	0	1	1	1	3	10		
Kimble	g 23	3-7	1-2	1-1	3	3	3	1	3	2	8		
Perry	g 15	1-4	1-1	0-0	0	1	2	0	2	1	3		
Williams, M.	25	4-8	1-2	3-4	7	0	0	1	0	2	12		
Williamson	20	2-2	0-0	1-2	4	0	2	0	1	4	5		
Johnson	27	8-12	1-1	2-2	4	7	5	2	3	3	19		
McMahon	13	1-1	1-1	0-0	1	3	1	1	2	1	3		
Team					4								
Totals	200	29-60	7-14	14-17	38	16	17	6	13	23	79		

Total FG% 1st H: 17-29 58.6% 2nd H: 12-31 38.7% Game: 48.3%
3-Pt. FG% 1st H: 4- 4 100% 2nd H: 3-10 30.0% Game: 50.0%
FThrow % 1st H: 4- 6 66.7% 2nd H: 10-11 90.0% Game: 82.4%

Duke 73													
Player	min	FG	3FG	FT	Reb	Ast	TO	BL	ST	PF	TP		
Hurt	f 32	5-9	3-5	3-3	2	0	0	0	0	5	16		
Carey	c 23	3-6	0-0	6-10	6	0	4	1	2	4	12		
Stanley	g 36	7-17	1-7	9-10	11	1	3	1	0	1	24		
Jones	g 39	5-16	1-4	1-3	2	7	4	0	3	0	4		
Goldwire	g 26	2-3	0-1	0-1	5	3	0	0	2	1	4		
DeLaurier	9	0-0	0-0	0-0	0	0	2	1	0	0	0		
White	23	0-3	0-3	2-2	7	0	2	1	5	4	2		
Baker	9	1-7	1-4	0-0	0	0	1	2	1	3	3		
O'Connell	2	0-1	0-1	0-0	0	0	0	0	0	0	0		
Team					5								
Totals	200	26-66	10-30	2-3	39	17	11	6	7	9	64		

Total FG% 1st H: 9-25 36.0% 2nd H: 14-37 37.8% Game: 37.1%
3-Pt. FG% 1st H: 4-12 33.3% 2nd H: 2-13 15.4% Game: 24.0%
FThrow % 1st H: 10-14 71.4% 2nd H: 11-15 73.3% Game: 72.4%

Score by Periods	1st	2nd	Total	Attendance: 9,314
Louisville	42	37	79	Ties: 3
Duke	32	41	73	Lead Changes: 1

Louisville 68, Georgia Tech 64
January 22, 2020 -- KFC YUM! CENTER

Louisville 68													
Player	min	FG	3FG	FT	Reb	Ast	TO	BL	ST	PF	TP		
Sutton	f 26	1-4	1-3	0-0	6	3	0	0	2	3	3		
Nwora	f 33	3-11	2-4	3-4	7	1	2	0	1	2	10		
Enoch	c 18	5-9	0-0	3-4	3	0	0	0	0	2	13		
Kimble	g 27	2-5	1-3	0-0	2	3	2	0	1	1	5		
Perry	g 30	2-7	1-5	0-0	2	2	0	0	0	1	5		
Williams	22	3-8	0-2	7-12	6	0	1	3	0	1	13		
Williamson	18	2-3	1-1	0-0	3	1	1	0	1	2	5		
Johnson	15	5-9	0-1	0-1	1	1	2	0	3	4	10		
Nickelberry	1	0-0	0-0	0-0	0	0	0	0	0	1	0		
McMahon	10	1-2	0-1	2-2	1	1	2	0	1	0	4		
Team					2								
Totals	200	24-58	6-20	14-23	33	12	10	3	9	17	68		

Total FG% 1st H: 12-29 41.4% 2nd H: 12-29 41.4% Game: 41.4%
3-Pt. FG% 1st H: 4-11 36.4% 2nd H: 2- 9 22.2% Game: 30.0%
FThrow % 1st H: 4- 8 50.0% 2nd H: 10-15 66.7% Game: 60.9%

Georgia Tech 64													
Player	min	FG	3FG	FT	Reb	Ast	TO	BL	ST	PF	TP		
Usher	f 31	2-7	0-2	3-4	5	2	3	0	1	5	7		
Wright	f 37	4-7	1-2	2-4	3	1	3	2	0	2	11		
Banks III	c 33	5-8	0-0	2-2	7	0	1	2	0	4	12		
Devoe	g 36	7-14	2-6	5-6	4	3	2	0	1	1	21		
Alvarado	g 39	4-11	2-7	3-4	10	2	6	0	1	0	13		
Cole	5	0-1	0-0	0-0	0	0	1	0	0	1	0		
Parham	19	0-0	0-0	0-0	1	3	0	0	1	5	0		
Team					4		1						
Totals	200	22-48	5-17	15-20	34	11	17	4	4	18	64		

Total FG% 1st H: 13-21 61.9% 2nd H: 9-27 33.3% Game: 45.8%
3-Pt. FG% 1st H: 2- 6 33.3% 2nd H: 3-11 27.3% Game: 29.4%
FThrow % 1st H: 10-14 71.4% 2nd H: 5- 6 83.3% Game: 75.0%

Score by Periods	1st	2nd	Total	Attendance: 15,001
Georgia Tech	38	26	64	Ties: 6
Louisville	32	36	68	Lead Changes: 2



**2019-20 Louisville Men's Basketball
Season/Career Statistics
All games**

Page 1/1
as of Jan 23, 2020

Summary

	Season Statistics										Career Statistics									
Player	GP-GS	MIN/G	FG%	3FG%	FT%	R/G	A/G	STL	BLK	PTS/G	GP-GS	MIN/G	FG%	3FG%	FT%	R/G	A/G	STL	BLK	PTS/G
ENOCH, Steven	19-19	21.2	.509	.304	.714	6.3	0.4	8	16	10.8	53-33	19.9	.520	.339	.778	5.6	0.3	14	38	9.9
IGIEHON, Aidan	12-0	5.0	.625	.000	.167	1.4	0.0	0	2	0.9	12-0	5.0	.625	.000	.167	1.4	0.0	0	2	0.9
JOHNSON, David	15-0	11.0	.525	.400	.563	1.8	1.4	7	5	5.1	15-0	11.0	.525	.400	.563	1.8	1.4	7	5	5.1
KIMBLE, Lamarr	19-6	21.4	.359	.310	.760	1.4	3.1	16	3	4.9	19-6	21.4	.359	.310	.760	1.4	3.1	16	3	4.9
MCMAHON, Ryan	19-13	25.9	.412	.435	.917	1.2	2.0	12	1	8.4	110-14	16.1	.391	.388	.908	0.9	1.4	58	9	5.9
NICKELBERRY, Josh	12-0	4.3	.125	.167	1.000	0.3	0.1	0	0	0.8	12-0	4.3	.125	.167	1.000	0.3	0.1	0	0	0.8
NWORA, Jordan	19-19	33.1	.462	.430	.778	7.4	1.4	17	5	19.1	81-48	25.3	.454	.400	.770	5.7	1.0	66	20	13.6
ODDO, Keith	4-0	1.1	.000	.000	.500	0.0	0.0	0	0	0.3	4-0	1.1	.000	.000	.500	0.0	0.0	0	0	0.3
ORBAUGH, Hogan	1-0	0.6	.000	.000	.000	0.0	0.0	0	0	0.0	1-0	0.6	.000	.000	.000	0.0	0.0	0	0	0.0
PERRY, Darius	19-19	22.7	.404	.357	.700	1.8	3.5	12	0	5.4	88-33	16.9	.403	.353	.823	1.4	1.9	47	3	4.8
SLAZINSKI, Quinn	10-0	3.3	.333	.500	.750	0.8	0.3	0	0	1.2	10-0	3.3	.333	.500	.750	0.8	0.3	0	0	1.2
SUTTON, Dwayne	19-19	32.0	.513	.383	.702	8.7	2.1	18	14	9.1	89-57	25.0	.454	.356	.721	6.1	1.4	78	36	7.5
WILLIAMS, Grant	1-0	0.6	.000	.000	.000	0.0	0.0	0	0	0.0	1-0	0.6	.000	.000	.000	0.0	0.0	0	0	0.0
WILLIAMS, Malik	15-0	18.5	.471	.200	.632	6.4	0.3	8	10	8.1	81-32	15.2	.430	.306	.675	4.7	0.2	29	64	6.2
WILLIAMSON, Samuel	19-0	15.0	.500	.333	.563	2.8	0.5	5	3	4.5	19-0	15.0	.500	.333	.563	2.8	0.5	5	3	4.5

Scoring

Player	Season Statistics								Career Statistics							
	FG-FGA	FG%	3FG-3FGA	3FG%	FT-FTA	FT%	PTS	PTS/G	FG-FGA	FG%	3FG-3FGA	3FG%	FT-FTA	FT%	PTS	PTS/G
ENOCH, Steven	82-161	.509	7-23	.304	35-49	.714	206	10.8	204-392	.520	21-62	.339	98-126	.778	527	9.9
IGIEHON, Aidan	5-8	.625	0-0	.000	1-6	.167	11	0.9	5-8	.625	0-0	.000	1-6	.167	11	0.9
JOHNSON, David	32-61	.525	4-10	.400	9-16	.563	77	5.1	32-61	.525	4-10	.400	9-16	.563	77	5.1
KIMBLE, Lamarr	33-92	.359	9-29	.310	19-25	.760	94	4.9	33-92	.359	9-29	.310	19-25	.760	94	4.9
MCMAHON, Ryan	49-119	.412	40-92	.435	22-24	.917	160	8.4	191-488	.391	154-397	.388	118-130	.908	654	5.9
NICKELBERRY, Josh	1-8	.125	1-6	.167	6-6	1.000	9	0.8	1-8	.125	1-6	.167	6-6	1.000	9	0.8
NWORA, Jordan	127-275	.462	46-107	.430	63-81	.778	363	19.1	377-831	.454	148-370	.400	197-256	.770	1099	13.6
ODDO, Keith	0-0	.000	0-0	.000	1-2	.500	1	0.3	0-0	.000	0-0	.000	1-2	.500	1	0.3
ORBAUGH, Hogan	0-0	.000	0-0	.000	0-0	.000	0	0.0	0-0	.000	0-0	.000	0-0	.000	0	0.0
PERRY, Darius	40-99	.404	15-42	.357	7-10	.700	102	5.4	139-345	.403	65-184	.353	79-96	.823	422	4.8
SLAZINSKI, Quinn	2-6	.333	2-4	.500	6-8	.750	12	1.2	2-6	.333	2-4	.500	6-8	.750	12	1.2
SUTTON, Dwayne	61-119	.513	18-47	.383	33-47	.702	173	9.1	227-500	.454	83-233	.356	129-179	.721	666	7.5
WILLIAMS, Grant	0-0	.000	0-0	.000	0-0	.000	0	0.0	0-0	.000	0-0	.000	0-0	.000	0	0.0
WILLIAMS, Malik	41-87	.471	4-20	.200	36-57	.632	122	8.1	173-402	.430	52-170	.306	108-160	.675	506	6.2
WILLIAMSON, Samuel	36-72	.500	5-15	.333	9-16	.563	86	4.5	36-72	.500	5-15	.333	9-16	.563	86	4.5


Totals

Player	Season Statistics								Career Statistics							
	O-REB	D-REB	TOTAL	PF	FO	A	TO	A/TO	O-REB	D-REB	TOTAL	PF	FO	A	TO	A/TO
ENOCH, Steven	32	88	120	41	0	8	26	0.3	83	214	297	127	2	14	61	0.2
IGIEHON, Aidan	2	15	17	12	0	0	4	0.0	2	15	17	12	0	0	4	0.0
JOHNSON, David	11	16	27	22	0	21	21	1.0	11	16	27	22	0	21	21	1.0
KIMBLE, Lamarr	6	20	26	27	0	58	27	2.1	6	20	26	27	0	58	27	2.1
MCMAHON, Ryan	2	20	22	27	0	38	24	1.6	12	92	104	154	0	159	105	1.5
NICKELBERRY, Josh	1	2	3	3	0	1	1	1.0	1	2	3	3	0	1	1	1.0
NWORA, Jordan	37	104	141	38	0	26	43	0.6	92	371	463	143	0	81	146	0.6
ODDO, Keith	0	0	0	3	0	0	0	0.0	0	0	0	3	0	0	0	0.0
ORBAUGH, Hogan	0	0	0	0	0	0	0	0.0	0	0	0	0	0	0	0	0.0
PERRY, Darius	1	33	34	42	0	66	34	1.9	12	111	123	173	0	170	113	1.5
SLAZINSKI, Quinn	2	6	8	3	0	3	3	1.0	2	6	8	3	0	3	3	1.0
SUTTON, Dwayne	51	115	166	40	0	40	18	2.2	167	376	543	192	4	124	85	1.5
WILLIAMS, Grant	0	0	0	0	0	0	0	0.0	0	0	0	0	0	0	0	0.0
WILLIAMS, Malik	31	65	96	25	0	5	8	0.6	117	264	381	139	1	19	50	0.4
WILLIAMSON, Samuel	18	36	54	36	0	9	22	0.4	18	36	54	36	0	9	22	0.4

2019-20 Louisville Photo Roster



0 Lamarr "Fresh" Kimble
G 6-0 185 Gr.
Philadelphia, Pa.
(St. Joseph's University)



1 Keith Oddo
G 6-1 180 Gr.
Roanoke, Va.
(Richmond University)



2 Darius Perry
G 6-2 195 Jr.
Marietta, Ga.
(Wheeler HS)




3 Jae'Lyn Withers
F 6-8 215 Fr.
Charlotte, N.C.
(Cleveland (OH) Heights HS)



4 Grant Williams
G 5-11 165 Jr.
Crestwood, Ky.
(South Oldham HS)



5 Malik Williams
F/C 6-11 245 Jr.
Ft. Wayne, Ind.
(Snider HS)



10 Samuel Williamson
G/F 6-7 200 Fr.
Rockwall, Texas
(Rockwall HS)



11 Quinn Slazinski
F 6-8 215 Fr.
Houston, Texas
(Huntington Prep/WV)



12 Hogan Orbaugh
F 6-8 240 Fr.
Zionsville, Ind.
(Zionsville HS)



13 David Johnson
G 6-5 210 Fr.
Louisville, Ky.
(Trinity HS)



20 Josh Nickelberry
G 6-4 200 Fr.
Fayetteville, N.C.
(Northwood Temple Acad.)




22 Aidan Igiehon
F 6-10 240 Fr.
Dublin, Ireland
(Lawrence Woodmere)



23 Steven Enoch
C 6-10 255 R-Sr.
Norwalk, Conn.
(Univ. of Connecticut)



24 Dwayne Sutton
F 6-5 220 R-Sr.
Louisville, Ky.
(UNC Asheville)



30 Ryan McMahon
G 6-0 185 R-Sr.
Sarasota, Fla.
(Cardinal Mooney HS)



33 Jordan Nwora
F 6-8 225 Jr.
Buffalo, N.Y.
(Vermont Academy)

On The Bench



Chris Mack
Head Coach



Luke Murray
Assistant Coach



Mike Pegues
Assistant Coach



Dino Gaudio
Assistant Coach



Kahil Fennell
Dir. Basketball Operations