







# WAKE FOREST BASKETBALL

## GAME NOTES



GAME #18 | JAN. 21, 2020 | 8:00 P.M. | LITTLEJOHN COLISEUM | CLEMSON, SC

 <p><b>WAKE FOREST DEMON DEACONS</b> Record: 9-8   ACC: 2-5</p>	<p><b>HEAD COACH</b> Danny Manning (Kansas '91)</p> <p><b>Career Record:</b> 112-130 (8th) <b>WFU Record:</b> 74-101 (6th)</p>	<p><b>SERIES HISTORY</b> <b>Overall:</b> 99-63 <b>At CU:</b> 35-42 (19-28 Littlejohn) <b>Streak:</b> L6</p>	<p><b>TELEVISION</b> ACCN <i>Jay Alter, Malcolm Huckaby</i></p> <p></p> <p><b>RADIO</b> Wake Forest Sports Network <i>Stan Cotten &amp; Mark Freidinger</i></p> <p></p>
 <p><b>CLEMSON TIGERS</b> Record: 9-8   ACC: 3-4</p>	<p><b>HEAD COACH</b> Brad Brownell (DePauw '91)</p> <p><b>Career Record:</b> 345-220 (18th) <b>CU Record:</b> 178-135 (10th)</p>	<p><b>LAST MEETING</b> CU 64, WF 37 (2/3/19 at CU)</p> <p><b>LAST MEETING AT CLEMSON</b> CU 64, WF 37 (2/3/19)</p>	

GoDeacs.com |  @WakeMBB |  @wakebasketball |  WakeBasketball | #GoDeacs

### WAKE FOREST AT CLEMSON

#### DEACS MAKE QUICK TURNAROUND TO VISIT CLEMSON

- The Demon Deacons conclude their only stretch of two games in three days of ACC play with a visit to Clemson on Tuesday night
- It is the first of two meetings with the Tigers in an 11-day span as Wake hosts Clemson on Feb. 1
- A victory tonight would be the Deacons' 100th all-time victory over Clemson, becoming the second opponent that Wake Forest has posted 100 wins against (NC State - 106)

#### SERIES HISTORY

- Wake Forest leads 99-63 (Clemson leads 42-35 at home, 28-19 at Littlejohn Coliseum)
- The Tigers have won the last six meetings in the series
- Clemson won last year's meeting at Littlejohn Coliseum 64-37
- Wake's last win in the series was 62-57 victory in 2014 in Winston-Salem
- The Deacs last won at Clemson in 2009, a 78-68 victory at Littlejohn Coliseum

#### LAST TIME OUT

- Wake Forest recorded its second ACC win of the year with an 80-62 victory over Boston College
- The Demon Deacons used a 24-4 run spanning the end of the first half and the start of the second half to break open a tie game
- Brandon Childress scored a game-high 20 points on 5-7 shooting from 3-point range, his fourth 20point game of the season
- Olivier Sarr finished with 14 points and 13 rebounds after becoming the first Deac since 2013-14 to post a first-half double-double (10 points and 10 rebounds)
- Ody Oguama set career highs of 16 points and 10 rebounds to post his first career double-double
- Ismael Massoud tied his career highs with 14 points and six rebounds
- The Deacs tied a season high with 10 3-pointers

#### LAST GAME'S STARTERS

No.	Pos.	Name	Yr.	Ht. / Wt.	PPG	RPG	Of Note
0	G	Brandon Childress	Sr.	6-0 / 195	15.3	2.8	Had Wake's first 30-point game since 2017 vs. NCSU
11	G	Torry Johnson	Grad.	6-3 / 175	6.3	1.8	Wake career-high of 15 points at Davidson
13	G	Andrien White	R-Sr.	6-3 / 200	8.1	3.6	Scored over 1,000 points in three seasons at Charlotte
30	C	Olivier Sarr	Jr.	7-0 / 255	12.8	9.4	ACC Player of the Week (Dec. 2) after Wooden Legacy
33	F	Ody Oguama	Fr.	6-9 / 205	3.2	4.2	First career double-double (16 & 10) vs. BC

#### KEY RESERVES

No.	Pos.	Name	Yr.	Ht. / Wt.	PPG	RPG	Of Note
23	G	Chaundee Brown	Jr.	6-5 / 220	13.3	6.5	ACC Player of the Week (Dec. 16) after Xavier win
1	F	Isaiah Mucius	So.	6-8 / 195	6.6	4.5	Career-high 18 points in season opener at BC
25	F	Ismael Massoud	Fr.	6-8 / 200	4.8	2.5	Career-high 14 pts in each of Wake's two ACC wins
4	G	Jahcobi Neath	Fr.	6-3 / 200	4.2	1.5	Represented Canada at U-19 FIBA Worlds
2	G	Sharone Wright, Jr.	So.	6-5 / 185	3.3	1.0	Season-high 11 points at Duke
20	G	Michael Wynn	So.	6-6 / 210	1.6	0.8	Career-high 11 points at Miami last season

### NOVEMBER

6	at Boston College *	L, 70-77
10	<b>COLUMBIA</b>	<b>W, 65-63</b>
13	<b>UNC ASHEVILLE</b>	<b>W, 98-79</b>
17	at Charlotte	L, 65-67 (ot)
22	at Davidson &	W, 82-70
28	vs. Charleston ^	W, 65-56
29	vs. Long Beach State ^	W, 88-75

### DECEMBER

1	vs. #14 Arizona ^	L, 66-73
4	at Penn State	L, 54-76
7	<b>NC STATE *</b>	<b>L, 82-91</b>
14	<b>#23 XAVIER</b>	<b>W, 80-78</b>
21	<b>NORTH CAROLINA A&amp;T</b>	<b>W, 76-64</b>

### JANUARY

4	at Pitt *	W, 69-65
8	<b>#10 FLORIDA STATE *</b>	<b>L, 68-78</b>
11	at #2 Duke *	L, 59-90
14	<b>VIRGINIA TECH *</b>	<b>L, 70-80</b>
19	<b>BOSTON COLLEGE *</b>	<b>W, 80-62</b>
21	at Clemson *	ACCN 8:00
26	<b>VIRGINIA *</b>	ACCN 12:00
29	at Notre Dame *	ACCN 7:00

### FEBRUARY

1	<b>CLEMSON *</b>	ACCN 8:00
5	at Louisville *	ESPN2/U 9:00
8	at Syracuse *	ACCN 8:00
11	<b>NORTH CAROLINA *</b>	ACCN 8:00
15	at Miami *	RSN 2:00
19	<b>GEORGIA TECH *</b>	RSN 7:00
25	<b>DUKE *</b>	ACCN 7:00
29	<b>NOTRE DAME *</b>	RSN 4:00

### MARCH

3	at North Carolina *	TBA 7:00
6	at NC State *	ACCN 7:00
10-14	at ACC Tournament %	

Home games in **BOLD CAPS**

\* - ACC game

^ - Wooden Legacy (Anaheim, Calif.)

& - Charlotte, N.C. (Spectrum Center)

% - ACC Tournament (Greensboro, N.C.)

All times listed are ET

# WAKE FOREST BASKETBALL

## INTERVIEW POLICIES

### POSTGAME INTERVIEWS

**HEAD COACHES:** Both head coaches will appear in the media room following brief cool-down periods. In most cases, the visiting head coach will appear first, followed by Wake Forest coach Danny Manning.

**WAKE FOREST PLAYERS:** Requested players will be available in the media room following both head coaches' press conferences. The Wake Forest locker room is closed to the media.

**OPPONENT PLAYERS:** Please see the visiting SID. If that team's locker room is closed to the media, interviews are usually held outside in the hallway near the entrance to the visitors' locker room.

### PRE-PRACTICE INTERVIEWS

All interviews with head coach Danny Manning and/or Demon Deacon players should be arranged through Steve Kirkland in the Athletic Communications Office. Interview requests should be made at least 24 hours in advance.

Interviews will be arranged to accommodate players' academic and basketball schedules. Players will not do interviews on gameday, except for postgame interviews. At the conclusion of select practices, Coach Manning and players will be available for interviews after media is permitted to watch the end of practice. Contact Steve Kirkland for the schedule of practices with media availability.

### ACC TELECONFERENCE

The 15 ACC basketball head coaches will be featured on a weekly teleconference each Monday. The teleconferences will begin on Jan. 6, 2020 and conclude on Mar. 2, 2020. Each coach will have 10 minutes to answer questions.

#### 2019-20 ACC TELECONFERENCE SCHEDULE

Date	Manning	That Week's Opponents
Jan. 6	11:20	FSU (12:20), Duke (12:30)
Jan. 13	11:20	VT (12:50), BC (10:30)
Jan. 20	11:20	Clem (10:40), UVA (n/a)
Jan. 27	11:20	ND (12:20), Clem (10:40)
Feb. 3	11:20	UL (12:00), Cuse (11:40)
Feb. 10	11:20	UNC (11:40), UM (11:00)
Feb. 17	11:20	GT (10:50)
Feb. 24	11:20	Duke (12:10), ND (12:20)
Mar. 2	11:20	UNC (11:40), NCSU (n/a)

Call ACC media relations (336-851-6062) for the number.

## PRESS CREDENTIALS

Media credentials for Wake Forest home games should be requested by contacting Steve Kirkland in the Wake Forest Athletic Communications Office. Please make your requests at least 48 hours prior to tip-off.

Credential requests are contingent on available space. Priority is given to daily newspapers, radio/TV sports directors and other media who cover the Demon Deacons and their opponents on a regular basis, in addition to national print and electronic media.

Credentials will not be mailed if the credential request is received one week or less prior to the game. Credentials can be shipped overnight if a FedEx or UPS shipping number is provided.

## PHOTOGRAPHERS

Photographers are restricted to either baseline area and are not permitted along the sidelines during game activity. Photographers will be assigned areas on the baseline.

The facility is lighted by 42 LED lamps with a vertical illumination of 102 footcandles and a horizontal illumination of 139 footcandles.

## MEDIA WILL CALL/MEDIA ENTRANCE

The media entrance to the Coliseum is located at the rear of the facility in close proximity to the media parking area. Media members can enter there and follow the hallway to the media workroom. This also serves as the primary exit for media staying to file stories.

The main media parking lot is located off of Deacon Boulevard in the McCreary Tower Lot. The secondary media lot is located off Deacon Boulevard in the BB&T Field Gold Lot. Only media with valid parking passes or who are on the media parking list will be allowed to park in these areas.

There is a media will call desk for credentials located at the media entrance.

## MEDIA BAG POLICY

Wake Forest has instituted a clear bag policy for fans at LJV Coliseum. There are no bag restrictions for credentialed media who enter through the media entrance, but bags will be subject to search.

## MEDIA SEATING

Media will be assigned seats at the press row tables along the baselines or in the five rows of seating in Section 113. Please check the media seating assignments posted in the media workroom.

## MEDIA SERVICES

Pre-game statistics, game notes and roster cards are provided prior to tip-off. Final stats, play-by-play and postgame quotes will be available in the media workroom.

Statistical monitors will be provided for live TV and the home and visiting team radio crews.

Live stats via StatBroadcast can also be accessed by the media at WakeForestStats.com

Wireless internet access is available in the media workroom and on press row. For user name and password information, check the posted signs in the workroom or ask a member of the Wake Forest Athletic Communications staff.

## QUICK FACTS

### UNIVERSITY INFORMATION

Location	Winston-Salem, NC 27109
Founded	1834
Enrollment	5,287 undergraduate
Colors	Old Gold & Black
Arena	LJVM Coliseum (14,665)
Conference	Atlantic Coast
President	Dr. Nathan O. Hatch
Athletic Director	John Currie
Athletic Dept. Phone	(336) 758-5616
Ticket Office Phone	(888) 758-DEAC

### TEAM INFORMATION

First Year of Basketball	1906
Season of Basketball	113th
All-Time Record	1,549-1,248
All-Time ACC Record	440-543
ACC Champions	1961, 1962, 1995, 1996
NCAA Appearances (Last)	23 (2017)

### WAKE FOREST LEARFIELD IMG NETWORK

Play-By-Play Announcer	Stan Cotten
Color Analyst	Mark Freidinger
Studio Host	Phil Brame
General Manager	Jeff Salisbury

### RADIO AFFILIATES

Charlotte	WCUR-AM	960
Charlotte	WCUR-FM	105.7
Durham	WDRU-FM	105.5
Fairmont	WFMO-AM	860
Galax, VA; Triad	WBRF-FM	98.1
Greensboro	WKEW-AM	1400
Greensboro	WKEW-FM	96.3
Marion	WBRM-AM	1250
New Bern	WWNB-AM	1490
New Bern	WWNB-FM	103.9
Raleigh	WDRU-AM	1030
Raleigh	WDRU-FM	105.7
Winston-Salem	WPOL-AM	1340
Winston-Salem	WPOL-FM	103.5

## WEEKLY SCHEDULE

JAN. 21 Tuesday	JAN. 22 Wednesday	JAN. 23 Thursday	JAN. 24 Friday	JAN. 25 Saturday	JAN. 26 Sunday	JAN. 27 Monday
GAMEDAY at Clemson 8:00 pm	OFF	PRACTICE	PRACTICE	PRACTICE	GAMEDAY vs. Virginia 12:00 pm	PRACTICE (Shah) 2:00 - Media
		Danny Manning Radio Show				11:20 - ACC Teleconference

## COMMUNICATIONS

### Steve Kirkland

Director of Athletic Communications

Cell: (434) 825-5241 | Office: (336) 758-6099

Email: skirkland@wfu.edu

### Grace Bolin

Assistant Director of Ath. Communications

Cell: (251) 214-5446 | Office: (336) 758-5842

Email: bolingm@wfu.edu

# WAKE FOREST BASKETBALL

## DEACON NOTES

### NEXT MAN UP

• Wake Forest has been hit with more injuries and illness this season than in recent years

• The Deacs have

Year	Injury MGL* (Players)
2019-20	43 (6)
2018-19	20 (4)
2017-18	9 (5)
2016-17	8 (2)
2015-16	9 (2)

\*man-games lost to injury/illness

had 43 man-games lost due to injury/illness in 2019-20, more than the last three years combined, with five different players missing time

• Tariq Ingraham has missed all 17 games this season after an achilles tendon injury suffered in preseason practice, Sunday Okeke has missed the last 15 games after an achilles tendon injury suffered in the home opener vs. Columbia, while Chaundee Brown (5), Sharone Wright, Jr. (4), Isaiah Mucius (1) and Olivier Sarr (1) have also missed time this season due to injury or illness

### BENCH PRODUCTION

• On average, Wake Forest is outscoring opponents 26.9-15.7 this season off the bench

• Wake has had eight games this season with at least 30 bench points (just one last year)

• The Deacs have had 17 double-figure scoring games off the bench this year, led by 11 from Olivier Sarr

• Ismael Massoud (2), Ody Oguama, Chaundee Brown, Torry Johnson and Sharone Wright, Jr. have also had double-figure scoring games off the bench this season

• The Demon Deacons only had 16 total double-figure games off the bench in all of last season, while Sarr's 11 double-figure games off the bench are the most since Keyshawn Woods had 15 in 2017-18

### GETTING TO THE LINE

• Wake Forest leads the ACC in free throw attempts (24.5 per game) and is second in free throw percentage (73.8 percent)

• The Deacs' free throw rate of 43.2% (FTA/FGA) ranks 3rd nationally and is the highest for a Wake Forest team since 2014-15 (50.1)

• Olivier Sarr ranks second in the ACC with 98 free throw attempts, already eclipsing his 2018-19 free throw attempt total (61)

• Sarr's 6.1 FTA/game is the highest rate of getting to the line by a Deacon since 2017 when John Collins averaged 6.7 FTA/game

• Olivier Sarr (78) and Brandon Childress (73) rank first and second in the ACC in free throws made this season and are the only power conference teammates to each have at least 70 made free throws this season

• 24.8% of Wake Forest's points this season have come from the line, the second highest percentage nationally

### FREE THROWS AGAINST THE BEACH

• Wake Forest went 24-of-25 from the free throw line against Long Beach State in the semi-finals of the Wooden Legacy

• The Deacs' 96% was the second-best single-game average in school history (min. 20 attempts), trailing only the ACC record 32-of-32 Wake had against North Carolina in 2005

### SHARP-SHOOTING VS. UNC ASHEVILLE

• In the 98-79 win over UNC Asheville on Nov. 13, the Deacs shot 70.2% from the floor (33-47), the second-highest field goal percentage in program history

• The performance only trailed a 73.5%(36-49) shooting night against Fairleigh Dickinson in 1979-80

• Against UNCA, the Deacs shot 70.4 percent in the first half and 70.0% in the second half, the first time in school history that Wake shot at least 70% in both halves of a game

• It marked the first time since the 2009 game at Duke that the Deacs shot at least 60 percent in both halves of a game

• The 70.2% from the floor is the second highest FG% against a Division I team this season

### CHILDRESS SCORES 30 VS. THE PACK

• Brandon Childress scored a career-high 30 points against NC State on Dec. 7

• It was the first 30-point game by a Demon Deacon since John Collins had 31 points at Duke in 2016-17

• It was the most points by a Demon Deacon at the LJV Coliseum since Devin Thomas scored 31 points vs. Louisville in 2014-15

• Childress was 10-13 from the floor, including 5-6 from 3-point range

### CHILDRESS CLIMBS THE CAREER CHARTS

• Brandon Childress enters the game ranking T-8th in Wake history with 167 career 3-pointers, 11th in Wake history with 383 career assists, 20th in Wake history with 124 steals and 34th in Wake history with 1,208 career points

### LIKE FATHER, LIKE SON

• Randolph and Brandon Childress are the highest scoring father-son duo in ACC history with a combined 3,416 career points

• Randolph (1991-95) scored 2,208 career points (2nd most in Wake Forest history), while Brandon has scored 1,208 career points

• They are the sixth father/son duo in Division I history to combine for 3,000 career points at one school

## DANNY MANNING



6th Season at Wake Forest | Kansas, 1991

### COACHING EXPERIENCE

- Kansas — 2004-07 (4 seasons)  
*Director of Student-Athlete Development/  
Team Manager*
- Kansas — 2008-12 (5 seasons)  
*Assistant Coach*
- Tulsa — 2013-14 (2 seasons)  
*Head Coach*
- Wake Forest — 2015-pres. (6th season)  
*Head Coach*

### MANNING COACHING RECORD

Year	School	Record	Conf
2013	Tulsa	17-16	8-8 (5th)
2014	Tulsa	21-13	13-3 (1st)
2015	Wake Forest	13-19	5-13 (12th)
2016	Wake Forest	11-20	2-16 (14th)
2017	Wake Forest	19-14	9-9 (10th)
2018	Wake Forest	11-18	4-14 (14th)
2019	Wake Forest	11-20	4-14 (13th)
2020	Wake Forest	9-8	2-5
<b>Career</b>		<b>112-130</b> (.463)	<b>47-82</b> (.364)
<b>Wake Forest</b>		<b>74-101</b> (.423)	<b>26-71</b> (.268)

### ACCOMPLISHMENTS AS HEAD COACH

- 2013-14 C-USA Coach of the Year
- 2013-14 C-USA Tournament Championship
- 2013-14 C-USA Regular Season Co-Champs
- 2013-14 NCAA Tournament Second Round
- 2016-17 Skip Prosser Man of the Year Award

### COLLEGIATE PLAYING CAREER (KANSAS, 85-88)

- Kansas' all-time leading scorer and rebounder, finishing his four-year career with 2,951 points and 1,187 rebounds
- 12th all-time leading scorer in NCAA history
- Consensus first-team All-American ('87, '88)
- Consensus College Player of the Year (1988)
- Three-time Big Eight Player of the Year (86-88)
- 1988 NCAA Final Four Most Outstanding Player after leading Kansas to the 1988 national title
- Led Kansas to the 1986 NCAA Final Four
- Inducted into the National Collegiate Basketball Hall of Fame on November 23, 2008

### PROFESSIONAL PLAYING CAREER

- Played 15 seasons in the NBA for seven different teams (Clippers, Hawks, Suns, Bucks, Jazz, Mavericks, Pistons)
- The No. 1 pick in the 1988 NBA Draft by the L.A. Clippers
- Two-time NBA All-Star (1993, 1994)
- NBA Sixth Man of the Year (1998)
- Averaged 14.0 points and 5.2 rebounds in 883 career games



# WAKE FOREST BASKETBALL

## NATIONAL RANKINGS

### ASSOCIATED PRESS (1/20)

1	Baylor (33)	15-1	1591
2	Gonzaga (31)	20-1	1588
3	Kansas (1)	14-3	1470
4	San Diego State	19-0	1422
5	<b>Florida State</b>	<b>16-2</b>	<b>1335</b>
6	<b>Louisville</b>	<b>15-3</b>	<b>1303</b>
7	Dayton	16-2	1139
8	<b>Duke</b>	<b>15-3</b>	<b>1065</b>
9	Villanova	14-3	1055
10	Seton Hall	14-4	1034
11	Michigan State	14-4	1004
12	Oregon	15-4	886
13	Butler	15-3	867
14	West Virginia	14-3	758
15	Kentucky	13-4	755
16	Auburn	15-2	637
17	Maryland	14-4	525
18	Texas Tech	12-5	399
19	Iowa	13-5	398
20	Memphis	14-3	394
21	Illinois	13-5	280
22	<b>Arizona</b>	<b>13-5</b>	<b>225</b>
23	Colorado	14-4	154
24	Rutgers	14-4	152
25	Houston	14-4	151

OTHERS RECEIVING VOTES: Wichita State 94, LSU 83, Michigan 73, Northern Iowa 42, Ohio State 36, Wisconsin 28, Stanford 28, **Penn State 24**, Liberty 21, Florida 21, Arkansas 19, Duquesne 13, **Virginia 13**, Creighton 13, Purdue 9, Indiana 6, East Tennessee State 6, USC 4, Marquette 2, BYU 2, Harvard 1

### USA TODAY COACHES (1/13)

1	Gonzaga (19)	20-1	784
2	Baylor (13)	15-1	780
3	Kansas	14-3	702
4	San Diego State	19-0	699
5	Louisville	15-3	650
6	Florida State	16-2	635
7	Dayton	16-2	569
8	Duke	15-3	526
9	Michigan State	14-4	513
10	Seton Hall	14-4	486
11	Villanova	14-3	475
12	Butler	15-3	431
13	Oregon	15-4	418
14	Kentucky	13-4	385
15	West Virginia	14-3	381
16	Auburn	15-2	344
17	Maryland	14-4	293
18	Texas Tech	12-5	227
19	Iowa	13-5	197
20	Memphis	14-3	158
21	Arizona	13-5	113
22	Illinois	13-5	93
	Wichita State	15-3	93
24	Houston	14-4	79
25	Rutgers	14-4	67

OTHERS RECEIVING VOTES: Colorado 55, **Penn State 31**, Michigan 31, LSU 23, Northern Iowa 21, Florida 18, Stanford 17, Ohio State 17, Indiana 16, Creighton 13, **Virginia 13**, Arkansas 12, Marquette 11, Wisconsin 7, Saint Mary's 7, USC 3, Yale 3, East Tennessee State 2, Liberty 1, Duquesne 1

2019-20 Opponents in **Bold**

## DEACON NOTES

### THE BIG FRENCHMAN

- Olivier Sarr has established himself as one of the most improved players in the ACC this year
- Sarr is averaging 12.8 points per game this season, more than double of last year (6.2)
- With 150 boards, Sarr has already eclipsed his rebounding total of last season (137)
- Sarr posted a career-high 21 points vs. UNC Asheville and vs. Arizona, a career-high 14 rebounds vs. Charleston, a career-high five blocks at Charlotte and his first six career double-doubles (Davidson, Charleston, Arizona, Penn State, North Carolina A&T, Boston College)
- Against Boston College, he had 10 points and 10 rebounds before halftime, the first first-half double-double by a Deac since 2013-14
- His free throw rate of 81.0 (100\*FTA/FGA) leads the ACC, ranks 13th nationally and is the best by Deacon since KenPom began tracking the stat in 2004

### SARR SHINES AT WOODEN LEGACY

- Olivier Sarr had three strong performances at the Wooden Legacy to earn All-Tournament Team honors
- Sarr was also named ACC Player of the Week on Dec. 2 for his play in Anaheim
- He averaged 17.0 points and a tournament-leading 11.7 rebounds per game at the event
- Sarr had 14 points and a career-high 14 rebounds in the first round vs. Charleston
- He had 16 points and eight rebounds vs. Long Beach State in the semifinals
- Sarr tied a career high with 21 points and had 13 rebounds vs. No. 14 Arizona in the final
- He shot 16-27 (.593) from the floor and 19-24 (.792) from the line in the three games

### WHAT CAN BROWN DO FOR YOU?

- Chaundee Brown, who missed the last four games due to injury, has four 20-point games this season
- He scored a career-high 26 points in the Dec. 14 win over Xavier and 25 points in the Dec. 21 win over North Carolina A&T, marking the first time a Deacon scored at least 25 points in consecutive games since John Collins in 2016-17 (at Clemson, at Duke)
- He has two double-doubles this season (23 pts/11 rebs vs. UNC Asheville & 25 pts/10 rebs vs. NC A&T) as all four of his career double-doubles have been 20-and-10 games
- Against UNCA, Brown went 11-11 from the FT line, the best perfect game from the line by a Deac since Bryant Crawford went 15-15 vs. Duke in 2016-17
- Brown was named ACC Player of the Week on Dec. 16 for his play against Xavier

### THE KIDS ARE ALRIGHT

- The Demon Deacons have gotten contributions from its freshman class this season
- Ismael Massoud scored a career-high 14 points in both of Wake Forest's ACC wins this season (at Pitt, vs. Boston College)
- Ody Oguama has started the last 15 games and had his first career double-double with career-highs of 16 points and 10 rebounds in the victory over Boston College
- Jahcobi Neath is third on the team in assists and has shot 50.0% (8-16) overall and 75% (3-4) from three over the last four games

### 8K ON THE BENCH

- All four coaches on the Wake Forest staff scored at least 1,000 points in their collegiate career, combining for 8,005 career points (all at the major conference level)
- Wake Forest is the only school in the nation to have all four coaches score at least 1,000 career points at the Division I level
- Head coach Danny Manning scored 2,951 career points at Kansas, associate head coach Randolph Childress scored 2,208 career points at Wake Forest, associate head coach Rex Walters scored 1,606 career points at Northwestern and Kansas and assistant coach Steve Woodberry scored 1,240 career points at Kansas

### DEACS IN THE NBA

- Wake Forest has six players in the NBA this season in addition to one player on a two-way contract
- Nine-time All-Star Chris Paul is in his 15th NBA season and his first with the Oklahoma City Thunder
- 2015 All-Star Jeff Teague is in his 11th NBA season and rejoined his original team, the Atlanta Hawks, on Jan. 16 after being traded from the Minnesota Timberwolves
- James Johnson is in his 11th NBA season and his fourth with the Miami Heat
- Al-Farouq Aminu is in his first season with the Orlando Magic and his 10th overall in the NBA
- Ish Smith is in his first season with the Washington Wizards, one of 10 organizations of his 10-year NBA career
- John Collins is in his third season with the Atlanta Hawks after being selected in the first round of the 2017 NBA Draft
- Jaylen Hoard signed a two-way contract with the Portland Trailblazers and made his NBA debut on Nov. 10

### UP NEXT

- The Demon Deacons host reigning NCAA Champion Virginia on Sunday at LJVM Coliseum
- Game time is 12 p.m. on the ACC Network

# WAKE FOREST BASKETBALL

## 2019-20 DEMON DEACON ROSTER

NO.	PLAYER	POS.	YR.	HT.	HOMETOWN	PPG	RBG	OTHER	MINUTES
0	<b>BRANDON CHILDRESS</b> <i>• Career-high 30 points vs. NC State, the Deacs' first 30-point game since 2016-17 (John Collins)</i>	G	Sr.	6-0	Winston-Salem, N.C.	15.3	2.8	4.6 apg	33.9
1	<b>ISAIAH MUCIUS (MEW-CEE-iss)</b> <i>• Career-high 18 points in season-opener at Boston College</i>	F	So.	6-8	East Patchogue, N.Y.	6.6	4.5	0.9 apg	21.6
2	<b>SHARONE WRIGHT, JR. (sha-RON)</b> <i>• Scored 11 points at Duke for first double-figure game of the season</i>	G	So.	6-5	Florence, S.C.	3.3	1.0	0.9 apg	13.0
4	<b>JAHCOBI NEATH (jacobby)</b> <i>• Represented Canada at 2019 U-19 FIBA World Championships</i>	G	Fr.	6-3	Toronto, Ont.	4.2	1.5	1.6 apg	16.4
10	<b>TARIQ INGRAHAM (ta-REEK ingram)</b> <i>• Will miss 2019-20 season after suffering a torn Achilles tendon in practice in October</i>	F	Fr.	6-9	Philadelphia, Pa.	--	--	--	--
11	<b>TORRY JOHNSON</b> <i>• Had a Wake career-high 15 points at Davidson in first start of the season</i>	G	Grad.	6-3	Chicago, Ill.	6.3	1.8	1.1 apg	24.3
13	<b>ANDRIEN WHITE (AN-dree-an)</b> <i>• 1,058 career points in three seasons at Charlotte</i>	G	R-Sr.	6-3	Richmond, Va.	8.1	3.6	1.7 apg	23.1
20	<b>MICHAEL WYNN</b> <i>• Season-high eight points at Penn State</i>	G	So.	6-6	Albany, N.Y.	1.6	0.8	--	4.8
23	<b>CHAUNDEE BROWN (shonn-dee)</b> <i>• Scored a career-high 26 points in upset of No. 23 Xavier (Dec. 14)</i>	G	Jr.	6-5	Orlando, Fla.	13.3	6.5	1.6 apg	29.6
25	<b>ISMAEL MASSOUD (ish-MAY-el mah-SUED)</b> <i>• Scored a season-high 14 points in both ACC wins (at Pitt, vs. BC)</i>	F	Fr.	6-8	East Harlem, N.Y.	4.8	2.5	0.4 bpg	10.7
30	<b>OLIVIER SARR (oh-live-EE-ay)</b> <i>• ACC Player of the Week (Dec. 2) after averaging 17.0 points &amp; 11.7 rebounds at Wooden Legacy</i>	C	Jr.	7-0	Toulouse, France	12.8	9.4	1.1 bpg	25.8
31	<b>BLAKE BUCHANAN</b> <i>• Scored first career points with a pair of free throws against Saint Joseph's last season</i>	F	So.	6-5	Durham, N.C.	0.0	0.0	--	1.7
33	<b>ODY OGUAMA (OH-dee oh-GUAM-ah)</b> <i>• First career double-double (16 points &amp; 10 rebounds) vs. Boston College (Jan. 19)</i>	F	Fr.	6-9	Raleigh, N.C.	3.2	4.2	1.0 bpg	15.2
34	<b>SUNDAY OKEKE (oh-kay-kay)</b> <i>• Will miss the remainder of the season after suffering a torn Achilles tendon vs. Columbia (Nov. 10)</i>	F	Jr.	6-8	Lagos, Nigeria	0.0	1.5	--	2.5
52	<b>GRANT VAN BEVEREN</b> <i>• Scored first career basket vs. Boston College (Jan. 19)</i>	F	Fr.	6-6	Alpharetta, Ga.	0.5	0.0	--	1.0
55	<b>MILES LESTER</b> <i>• Started five games at Rice in 2017-18 as a freshman</i>	G	R-So.	6-0	Wichita, Kan.	0.0	0.3	--	1.0

Head Coach	Danny Manning	6th Season / Kansas, 1991
Associate Head Coach	Randolph Childress	9th Season / Wake Forest 1995
Associate Head Coach	Rex Walters	1st Season / Kansas, 1993
Assistant Coach	Steve Woodberry	6th Season / Kansas, 1994
Dir. of Basketball Operations	Justin Bauman	6th Season / Kansas, 2004
Special Assistant to the Head Coach	Ernie Nestor	2nd Season / Alderson-Broadbush, 1968
Director of Athletic Performance	Ryan Horn	6th Season / Shepherd, 2007
Director of Player Development	Evan Manning	3rd Season / Kansas, 2016
Multimedia Coordinator	Roger Epps, Jr.	3rd Season / Radford, 2004
Video Coordinator/Scouting Assistant	Corey Schmidt	1st Season / Belmont, 2013
Athletic Performance Assistant	Jason Martinez	1st Season / Manhattan, 2017
Student-Athlete Services	Jane Caldwell	21st Season / UNC Greensboro
Sports Medicine	Greg Collins	24th Season / Kansas State, 1989
Administrative Assistant	Lynne Heflin	35th Season / Mary Washington College
Communications	Steve Kirkland	5th Season / Penn State, 2001
Equipment Services	Molly Bachand	4th Season / Kansas, 2007

# WAKE FOREST BASKETBALL

## THE LAST TIME

### WAKE INDIVIDUALS...

- **Scored 30 points:** Brandon Childress (30), vs. NC State (12/7/19)
- **Scored 35 points:** Justin Gray (38), at Maryland (1/15/06)
- **Scored 40 points:** Randolph Childress (40), vs. Duke (3/10/95) *ACCT*
- **Two players with 20 points:** Chaundee Brown (26) & Brandon Childress (22) vs. Xavier (12/14/19)
- **Two players with 25 points:** John Collins (29) & Bryant Crawford (25) at Clemson (2/14/17)
- **Three players with 20 points:** Taron Downey (27), Eric Williams (23) & Chris Paul (22) vs. West Virginia (3/19/05) *NCAAT*
- **20-point game off the bench:** Olivier Sarr (21), vs. Arizona (12/1/19)
- **A player with back-to-back 30-point games:** Jeff Teague, 30 at BYU (1/3/09); 34 vs. North Carolina (1/11/09)
- **One player scored in double figures:** vs. North Carolina (2/16/19)
- **No players scored in double figures:** at Georgia Tech (1/19/11)
- **Five players scored in double figures:** vs. Long Beach State (11/29/19)
- **All five starters scored in double figures:** vs. NC A&T (11/10/18)
- **Six players scored in double figures:** vs. Long Beach State (11/29/19)
- **Had 15 rebounds:** Jaylen Hoard (17) vs. Pitt (2/5/19)
- **Had 20 rebounds:** Devin Thomas (21) at NC State (2/13/16)
- **Had 25 rebounds:** Dickie Hemric (36) vs. Clemson (2/4/55)
- **Two players with 10 rebounds:** Olivier Sarr (13) & Ody Oguama (10) vs. Boston College (1/19/20)
- **Two players with 15 rebounds:** Devin Thomas (17) and Dinos Mitoglou (16) vs. UMBC (11/13/15)
- **Double-Double:** Ody Oguama (16 pts, 10 rebs) & Olivier Sarr (14 pts, 13 rebs) vs. Boston College (1/19/20)
- **Two players had a double-double:** Ody Oguama (16 pts, 10 rebs) & Olivier Sarr (14 pts, 13 rebs) vs. Boston College (1/19/20)
- **Three players had a double-double:** Al-Farouq Aminu (13 pts, 12 rebs), James Johnson (14 pts, 14 rebs) & L.D. Williams (15 pts, 10 rebs) vs. Baylor (11/30/08)
- **Double-Double with points and assists:** Bryant Crawford (20 pts, 10 assts) vs. Kansas State (3/14/17) *NCAAT*
- **Four Double-Doubles in a row:** Doral Moore (4 games), Feb. 7-17, 2018
- **Triple-Double:** Tim Duncan (14 pts, 15 rebs, 10 blocks) vs. Maryland (1/13/96)
- **20 points and 20 rebounds:** Eric Williams (22 pts, 20 rebs) at Clemson (1/11/06)
- **10 assists:** Bryant Crawford (10), vs. Kansas State (3/14/17) *NCAAT*
- **5 Blocked Shots:** Olivier Sarr (5), at Charlotte (11/17/19)
- **5 Steals:** Bryant Crawford (5) at NC State (1/18/18)
- **Led WF in Points, Rebounds and Assists:** Olivier Sarr vs. Virginia Tech (1/14/20)
- **Led WF in Points, Rebounds, Assists, Steals and Blocks:** Olivier Sarr vs. Virginia Tech (1/14/20)
- **Hit a last second shot to win a game (1.0 or later):** Devin Thomas, at Richmond (12/28/14), tip-in as time expired in regulation to win 65-63
- **Played the entire game:** Brandon Childress vs. Florida State (3/9/19)
- **Played 40 or more minutes:** Brandon Childress (41) at Charlotte (11/17/19)

### WAKE TEAM...

- **Won in Overtime:** Feb. 5, 2019, Won 78-76 vs. Pitt
- **Lost in Overtime:** Nov. 17, 2019, Lost 67-65 at Charlotte
- **Played Two Overtimes:** Feb. 16, 2016, Lost 101-96 in 2OT at Pitt
- **Played Three Overtimes:** Dec. 20, 2003, Won 119-114 in 3OT at North Carolina
- **Shot 70 percent for a Half:** 70.0% (14-20), vs. UNC Asheville (11/13/19), 2nd half
- **Shot 60 percent in a Game:** 70.2% (33-47), vs. UNC Asheville (11/13/19)
- **Shot less than 30 percent in a Game:** 29.3% (17-58), at Penn State (12/4/19)
- **Shot 90 percent from the free throw line:** 96.0% (24-25) vs. Long Beach State (11/29/19)
- **Shot 50 percent from 3-point line:** 53.3% (8-15) vs. NC State (12/7/19)
- **Shot less than 30 percent in a half:** 28.6% (8-28), at Penn State (12/4/19), 2nd half
- **Shot less than 20 percent in a half:** 19.0% (4-21), at Georgia Tech (1/19/11)
- **Shot 55 percent or better and lost:** 56.4% (31-55) vs. Houston Baptist (11/23/18)
- **Attempted 50 FTs:** 50, vs. Robert Morris (12/22/82)
- **Made 30 FTs:** 33 (of 43), vs. Boston College (3/7/17) *ACCT*
- **Made 10 3-pt FGs:** 10, vs. Boston College (1/19/20)
- **Failed to make a 3-pt FG:** at NC State (2/20/10)
- **Had 50 rebounds:** 50, vs. Cornell (1/2/19)
- **Had 25 assists:** 28, at East Carolina (12/22/08)
- **Had 15 steals:** 18, vs. Longwood (2/23/05)
- **Had 10 blocks:** 10, at Charlotte (11/17/19)
- **Scored 50 pts in a half:** 50, vs. Long Beach State (11/29/19), 2nd half
- **Scored 60 pts in a half:** 67, vs. LSU (12/22/16), 2nd half
- **Scored 100 pts (ACC):** 114, vs. Georgia Tech (3/8/07) *ACCT*
- **Scored 100 pts (non-conf):** 109, vs. Army (12/8/17)
- **Scored under 20 pts in 1st half:** 18, at Clemson (2/3/19)
- **Scored under 20 pts in 2nd half:** 19, at Clemson (2/3/19)
- **Scored under 50 pts in a game:** 37, at Clemson (2/3/19)
- **Never trailed:** vs. Boston College (1/19/20)

### OPPONENT INDIVIDUALS...

- **Scored 30 points:** Paul Scruggs (30), Xavier (12/14/19)
- **Scored 35 points:** Anthony Barber (38), at NC State (2/13/16)
- **Scored 40 points:** J.R. Reynolds (40), at Virginia (1/21/07)
- **Two players with 20 points:** Landers Nolley II (21) and Tyrece Radford (21), Virginia Tech (1/14/20)
- **Two players with 25 points:** Gerald Henderson (35) & Jon Scheyer (30) at Duke (2/22/09)
- **Three players with 20 points:** Martinas Geben (22), Matt Farrell (21) & TJ Gibbs (20), Notre Dame (2/24/18)
- **20-point game off the bench:** Jalon Gates (20), Houston Baptist (11/23/18)
- **One player scored in double figures:** Columbia (11/10/19)
- **No players scored in double figures:** at Richmond (12/22/05)
- **Five players scored in double figures:** at Duke (1/11/20)
- **All five starters scored in double figures:** Syracuse (3/6/18) *ACCT*
- **Six players scored in double figures:** NC State (12/7/19)
- **Had 15 rebounds:** Mike Watkins (16), at Penn State (12/4/19)
- **Had 20 rebounds:** Horace Grant (20), at Clemson (2/18/87)
- **Had 25 rebounds:** Len Elmore (26), at Maryland (2/27/74)
- **Two players with 10 rebounds:** Wendell Carter, Jr. (12) & Marvin Bagley III (11), Duke (1/23/18)
- **Double-Double:** Tyrece Radford (21 pts, 13 rebs), Virginia Tech (1/14/20)
- **Two players had a double-double:** Wendell Carter, Jr. (23 pts, 12 rebs) & Marvin Bagley III (16 pts, 11 rebs), Duke (1/23/18)
- **Three players had a double-double:** Raymond Felton (22 pts, 11 assts), Sean May (15 pts, 11 rebs) & Jawad Williams (17 pts, 12 rebs), at North Carolina (12/20/03)
- **Double-Double with points and assists:** Markell Johnson (10 pts, 10 assts), NC State (2/17/18)
- **Triple-Double:** Tu Holloway (14 pts, 10 rebs, 14 assts), at Xavier (12/18/10)
- **20 points and 20 rebounds:** Horace Grant (33 pts, 20 rebs), at Clemson (2/18/87)
- **10 assists:** Markell Johnson (10), NC State (2/17/18)
- **5 Blocked Shots:** Mike Watkins (5), at Penn State (12/4/19)
- **5 Steals:** Jacob Gilyard (5), at Richmond (12/1/18)
- **Led Opponent in Points, Rebounds and Assists:** Wesley Iwundu, Kansas State (3/14/17) *NCAAT*
- **Hit a last second shot to win a game:** Darius Thompson, Virginia (1/26/16), 3-pointer as time expired in regulation to win 72-71

### OPPONENT TEAM...

- **Shot 70 percent for a Half:** 74.1% (20-27), North Carolina (2/16/19)
- **Shot 60 percent in a Game:** 62.3% (38-61), North Carolina (2/16/19)
- **Shot less than 30 percent in a Game:** 28.8 (15-52), Quinnipiac (11/18/17)
- **Shot 90 percent from the free throw line:** 90.0% (18-20), Notre Dame (2/24/18)
- **Shot 50 percent from 3-point line:** 64.0% (16-25), North Carolina (2/16/19)
- **Shot less than 30 percent in a half:** 29.7% (11-37), NC State (1/15/19), 1st half
- **Shot less than 20 percent in a half:** 16.7% (4-24), Pitt (2/22/17), 2nd half
- **Shot 55 percent or better and lost:** 60.0% (24-40), Richmond (12/22/06)
- **Attempted 50 FTs:** 50, Boston College (2/8/06)
- **Made 30 FTs:** 35 (of 40), Gardner-Webb (12/29/18)
- **Made 10 3-pt FGs:** 11, at Duke (1/11/20)
- **Failed to make a 3-pt FG:** Virginia (1/31/04)
- **Had 50 rebounds:** 52, at Penn State (12/4/19)
- **Had 25 assists:** 27, at Maryland (2/5/11)
- **Had 15 steals:** 15, Syracuse (3/2/19)
- **Had 10 blocks:** 10, at Clemson (2/3/19)
- **Scored 50 pts in a half:** 53, at NC State (2/24/19), 2nd half
- **Scored 60 pts in a half:** 62, Virginia Tech (3/8/17), 2nd half *ACCT*
- **Scored 70 pts in a half:** 74, at NC State (3/5/83), 2nd half
- **Scored 100 pts (ACC):** 101, at Pitt (2/16/16)
- **Scored 100 pts (non-conf):** 111, West Virginia (3/19/05) *NCAAT*
- **Scored under 20 pts in 1st half:** 14, Boston College (2/21/16)
- **Scored under 20 pts in 2nd half:** 17, at East Carolina (12/22/08)
- **Scored under 50 pts in a game:** 48, Boston College (2/21/16)

# WAKE FOREST BASKETBALL

## UPDATED RECORD BOOK

### CAREER 3-POINTERS

1. Randolph Childress (1991, 93-95)	329
2. Justin Gray (2003-06)	319
3. Robert O'Kelley (1998-01)	288
4. Craig Dawson (1999-02)	255
5. Tony Rutland (1995-98)	248
6. Mitchell Wilbekin (2015-18)	197
7. Taron Downey (2002-05)	184
8. Bryant Crawford (2016-18)	167
<b>Brandon Childress (2017-pres.)</b>	<b>167</b>
10. C.J. Harris (2010-13)	162
11. Rusty LaRue (1993-96)	151
12. Harvey Hale (2006-09)	129
13. Steven Goolsby (1995-98)	127
14. Dinos Mitoglou (2015-17)	123
15. Travis McKie (2011-14)	121
16. Jerry Braswell (1995-98)	117
17. Cal Boyd (1986-89)	116
18. Broderick Hicks (1999-02)	110
19. Josh Howard (2000-03)	109
20. Derrick McQueen (1989-92)	99

### CAREER ASSISTS

1. Tyrone "Muggsy" Bogues (1984-87)	781
2. Ishmael Smith (2007-10)	612
3. Skip Brown (1974-77)	579
4. Derrick McQueen (1989-92)	575
5. Danny Young (1981-84)	493
6. Randolph Childress (1991-95)	472
7. Bryant Crawford (2016-18)	467
8. Frank Johnson (1977-81)	460
9. Codi Miller-McIntyre (2013-16)	441
10. Chris Paul (2004-05)	395
<b>11. Brandon Childress (2017-pres.)</b>	<b>383</b>
12. Justin Gray (2003-06)	382
13. Taron Downey (2002-05)	366
14. Tony Rutland (1995-98)	356
15. Tim Duncan (1994-97)	288
16. Broderick Hicks (1999-02)	286
17. Delaney Rudd (1982-85)	283
18. C.J. Harris (2010-13)	282
19. Robert O'Kelley (1998-01)	265
20. Jerry Schellenberg (1974-77)	263

### ACC CAREER FATHER-SON SCORING

<b>1. Childress Randolph (WF '95)/Brandon (WF) 3416</b>	
2. Oliver/Tokoto Brian (GT '90)/J.P. (UNC '15)	2570
3. Stith Bryant (UVA '92)/B.J. (UVA '15)	2529
4. Sampson Ralph (UVA '83)/Robert (GT '15)	2398
5. Grant Harvey (CU '85)/Jerai (CU '11), Jerami (SU '14) & Jerian (ND '15)	2242
6. Warren Tony (NCSU '79)/T.J. (NCSU '14)	2121
7. Crotty John (UNC '60)/John (UVA '91)	1713
8. Smith Kenny (UNC '87)/K.J. (UNC)	1654
9. Graham Ernest (MD '81)/Jonathan (MD '14)	1653
<b>10. Wright Sharone (Clem '94)/Sharone, Jr (WF) 1566</b>	
11. Shaffer Lee (UNC '60)/Dean (UNC '81) & David (Clem '84)	1529
12. Corchiani Chris (NCSU '91)/Chris, Jr. (NCSU '17)	1435
13. Salvadori Al (SC '67)/Kevin (UNC '94)	1427
14. Melchionni Gary (Duke '73)/Lee (Duke '06)	1324
15. Harlicka Skip (SC '68), Todd (GT '95)	1238

### 3000 COMBINED FATHER/SON AT SAME SCHOOL

Burt (Iona) Steve (2,534)/Steve, Jr. (2,034)	4568
Marble (Iowa) Roy (2,116)/Roy Devyn (1,694)	3810
Maravich (LSU) Pete (3,667)/Josh (4)	3671
<b>Childress (WF) Randolph (2208)/Brandon (1208) 3416</b>	
Ainge (BYU) Danny (2,467)/Austin (668)	3135
Payton (OR St) Gary (2,172)/Gary II (927)	3099

### CAREER SCORING

1. Dickie Hemric (1952-55)	2,587
2. Randolph Childress (1991, 93-95)	2,208
3. Len Chappell (1960-62)	2,165
4. Tim Duncan (1994-97)	2,117
5. Skip Brown (1974-77)	2,034
6. Rod Griffin (1975-78)	1,985
7. Charlie Davis (1969-71)	1,970
8. Justin Gray (2003-06)	1,946
9. Robert O'Kelley (1998-01)	1,885
10. Darius Songaila (1999-02)	1,859
11. Josh Howard (2000-03)	1,765
12. Frank Johnson (1977-81)	1,749
13. Eric Williams (2003-06)	1,738
14. Chris King (1988-92)	1,721
15. Rodney Rogers (1991-93)	1,720
16. Travis McKie (2011-14)	1,687
17. Bob Leonard (1964-66)	1,637
18. C.J. Harris (2010-13)	1,613
19. Lefty Davis (1953-56)	1,564
20. Sam Ivy (1987-90)	1,551
21. Devin Thomas (2013-16)	1,486
22. Bryant Crawford (2016-18)	1,470
23. Jack Williams (1953, 56-57)	1,453
24. Alvis Rogers (1979-83)	1,441
25. Jerry Schellenberg (1974-77)	1,366
26. Craig Dawson (1999-02)	1,342
27. Delaney Rudd (1982-85)	1,329
Codi Miller-McIntyre (2013-16)	1,329
29. Billy Packer (1960-62)	1,316
30. Tony Rutland (1995-98)	1,273
31. Kenny Green (1983-85)	1,252
32. Jackie Murdock (1955-57)	1,239
33. Paul Long (1966-67)	1,225
<b>34. Brandon Childress (2017-pres.) 1,208</b>	
35. Mark Cline (1984-87)	1,202
36. Dickie Walker (1968-70)	1,201
37. Danny Young (1981-84)	1,170
38. Mike Helms (1979-82)	1,165
39. Guy Morgan (1979-82)	1,128
40. Taron Downey (2002-05)	1,118

### CAREER STEALS

1. Tyrone "Muggsy" Bogues (1984-87)	275
2. Josh Howard (2000-03)	215
3. Frank Johnson (1977-81)	204
4. Skip Brown (1974-77)	195
5. Danny Young (1981-84)	194
6. Randolph Childress (1991-95)	180
7. Chris Paul (2004-05)	160
8. Ishmael Smith (2007-10)	153
9. Bryant Crawford (2016-18)	149
10. Rodney Rogers (1991-93)	146
11. Darius Songaila (1999-02)	141
12. Justin Gray (2003-06)	138
13. L.D. Williams (2007-10)	136
14. Alvis Rogers (1979-83)	135
15. Jerry Schellenberg (1974-77)	134
16. Eric Williams (2003-06)	132
17. Tony Rutland (1995-98)	130
18. Travis McKie (2011-14)	127
19. Rod Griffin (1975-78)	125
<b>20. Brandon Childress (2017-pres.) 124</b>	

## DOUBLE-TIME

DOUBLE-DOUBLES	2019-20	CAREER	STREAK
Olivier Sarr	6	6	1
Chaundee Brown	2	4	-
Isaiah Mucius	2	2	-
Ody Oguama	1	1	1
Andrien White	-	4%	-
Torry Johnson	-	1%	-

DOUBLE-FIGURE PTS	2019-20	CAREER	STREAK
Brandon Childress	13	58	2
Olivier Sarr	12	16	4
Andrien White	7	60%	-
Chaundee Brown	7	36	3
Torry Johnson	5	38%	-
Isaiah Mucius	5	13	-
Ismael Massoud	2	2	1
Ody Oguama	2	2	1
Sharone Wright, Jr.	1	8	-
Miles Lester	-	3%	-
Michael Wynn	-	1	-

DOUBLE-FIGURE REBS	2019-20	CAREER	STREAK
Olivier Sarr	7	8	1
Chaundee Brown	3	5	-
Isaiah Mucius	2	2	-
Ody Oguama	1	1	1
Andrien White	-	4%	-
Torry Johnson	-	1%	-

## BIG-TIME PERFORMANCES

20-POINT GAMES	2019-20	CAREER	STREAK
Chaundee Brown	4	12	-
Brandon Childress	4	10	1
Olivier Sarr	2	2	-
Andrien White	-	18%	-
Torry Johnson	-	6%	-

30-POINT GAMES	2019-20	CAREER	STREAK
Brandon Childress	1	1	-
Andrien White	-	2%	-

15-REBOUND GAMES	2018-19	CAREER	STREAK
------------------	---------	--------	--------

% Johnson, Lester and White's career totals include previous school

## COUNT IT ... AND THE FOUL

AND ONES*	2019-20	CAREER
Chaundee Brown	6	16
Brandon Childress	5	21 (5)
Olivier Sarr	4	10
Torry Johnson	4	8
Ody Oguama	2	2
Isaiah Mucius	1	2
Jahcobi Neath	1	1
Sharone Wright, Jr.	-	9
Michael Wynn	-	1

\* made FG while fouled, followed by a made FT  
(#) four-point plays



# WAKE FOREST BASKETBALL

## MISCELLANEOUS STATS

<b>LARGEST LEAD AT ANY TIME:</b>	23, twice
<b>LARGEST DEFICIT AT ANY TIME:</b>	35 (55-90) at Duke (Jan. 11)
<b>LARGEST DEFICIT OVERCOME TO WIN:</b>	16 (6-22) at Pitt (Jan. 4)
<b>LARGEST LEAD SURRENDERED IN A LOSS:</b>	7 (23-16) vs. Arizona (Dec. 1)
<b>LARGEST HALFTIME LEAD:</b>	9 (39-30) vs. Xavier (Dec. 14)
<b>LARGEST HALFTIME DEFICIT:</b>	26 (23-49) at Duke (Jan. 11)
<b>LARGEST HALFTIME DEFICIT OVERCOME TO WIN:</b>	3 (27-30) at Pitt (Jan. 4)
<b>LARGEST HALFTIME LEAD SURRENDERED IN A LOSS:</b>	--
<b>MOST CONSECUTIVE POINTS SCORED:</b>	13 vs. Boston College (Jan. 19)
<b>MOST CONSECUTIVE POINTS ALLOWED:</b>	15 by Pitt (Jan. 4)

## SPECIALTY STATS

POINTS OFF TURNOVERS	WAKE FOREST	OPPONENT
Average	10.9	17.1
High	24, vs. NC A&T (Dec. 21)	32, by Penn State (Dec. 4)
Low	2, twice	7, twice
2ND CHANCE POINTS	WAKE FOREST	OPPONENT
Average	10.7	8.1
High	20, vs. Long Beach St (Nov. 29)	21, by NC State (Dec. 7)
Low	5, twice	0, by Long Beach St (Nov. 29)
POINTS IN THE PAINT	WAKE FOREST	OPPONENT
Average	26.7	32.4
High	48, vs. UNC Asheville (Nov. 13)	40, by Penn State (Dec. 4)
Low	14, vs. Charleston (Nov. 28)	26, twice
FAST BREAK POINTS	WAKE FOREST	OPPONENT
Average	11.8	12.6
High	21, vs. NC State (Dec. 7)	24, by NC State (Dec. 7)
Low	4, four times	2, by Davidson (Nov. 22)
BENCH POINTS	WAKE FOREST	OPPONENT
Average	26.9	15.7
High	38, at Duke (Jan. 11)	29, by NC State (Dec. 7)
Low	14, vs. Xavier (Dec. 14)	2, by Charlotte (Nov. 17)

## DEMON DEACON GAME LEADERS

POINTS	2019-20	CAREER	REBOUNDS	2019-20	CAREER
Childress	7	23	Sarr	13	20
Sarr	5	5	Brown	6	14
Brown	4	12	Oguama	1	1
Johnson	1	1	White	1	1
Massoud	1	1	Mucius	-	3
Mucius	-	3	Okeke	-	2
			Childress	-	1
ASSISTS	2019-20	CAREER	STEALS	2019-20	CAREER
Childress	14	51	Childress	10	50
Neath	4	4	White	6	6
Brown	2	6	Johnson	3	8
Johnson	2	4	Sarr	3	8
White	2	2	Brown	2	11
Sarr	1	1	Neath	2	2
Wright	-	3	Mucius	1	7
			Wright	1	5
BLOCKS	2019-20	CAREER	Massoud	1	1
Oguama	9	9	Oguama	1	1
Sarr	7	29	Okeke	-	2
Massoud	4	4	Wynn	-	1
Mucius	3	3			
Neath	1	1			
Brown	-	6			
Okeke	-	3			
Wynn	-	3			
Childress	-	1			
Johnson	-	1			
Wright	-	1			

## WAKE FOREST'S RECORD...

Home.....	5-3
Road.....	2-4
Neutral.....	2-1
Ranked Opponent (either AP or Coaches).....	1-3
Unranked Opponent.....	8-5
Leads at halftime.....	8-0
Trails at halftime.....	1-7
Tied at halftime.....	0-1
Goes into overtime.....	0-1
Leads by 10 or more points.....	7-0
Trails by 10 or more points.....	1-7
Shoots 50% or better.....	1-1
Shoots less than 50%.....	8-7
Shoots less than 45%.....	4-7
Shoots less than 40%.....	2-4
Opponent shoots 50% or better.....	0-2
Opponent shoots less than 50%.....	9-6
Opponent shoots less than 45%.....	7-5
Opponent shoots less than 40%.....	4-1
Has higher FG% than opponent.....	6-0
Has lower FG% than opponent.....	3-8
Has same FG% as opponent.....	0-0
Outrebounds its opponent.....	8-2
Outrebounded by opponent.....	1-5
Has same rebounds as opponent.....	0-1
Has more offensive rebounds than opponent.....	7-3
Has fewer offensive rebounds than opponent.....	2-4
Has same offensive rebounds as opponent.....	0-1
Has fewer turnovers than opponent.....	2-1
Has more turnovers than opponent.....	7-6
Has same turnovers as opponent.....	0-1
Has fewer than 10 turnovers.....	0-0
Opponent has fewer than 10 turnovers.....	4-3
Shoots more FTs than opponent.....	7-4
Shoots fewer FTs than opponent.....	1-4
Shoots the same FTs as opponent.....	1-0
Has game decided by 10 points or less.....	4-6
Has game decided by 5 points or less.....	3-1
Scores <60 points.....	0-2
Scores 60-69 points.....	3-3
Scores 70-79 points.....	1-2
Scores 80-89 points.....	4-1
Scores 90+ points.....	1-0
Allows <60 points.....	1-0
Allows 60-69 points.....	4-1
Allows 70-79 points.....	4-4
Allows 80-89 points.....	0-1
Allows 90+ points.....	0-2
Wins the tip.....	5-7
Loses the tip.....	4-1
White uniforms.....	5-5
White script uniforms.....	1-0
Black uniforms.....	1-3
Grey uniforms.....	2-0



# WAKE FOREST BASKETBALL

## 2019-20 BOX SCORES

<b>BOSTON COLLEGE 77</b>		<b>WAKE FOREST 70</b>	

GAME #1  
Nov. 6, 2019  
Conte Forum (4,815)  
Chestnut Hill, Mass.

WAKE (0-1, 0-1)	fg	3fg	ft	o-d-t	pf	TP	a	to	bs	s	mp
1 Mucius*	8-13	2-3	0-0	1-3-4	1	18	0	3	0	0	32
30 Sarr*	1-7	0-0	2-4	3-2-5	3	4	0	4	0	0	19
0 Childress*	7-16	2-6	8-9	0-3-3	2	24	7	3	0	1	39
13 White*	0-2	0-0	1-2	1-3-4	5	1	0	2	0	0	16
23 Brown*	4-12	0-2	0-0	0-12-12	2	8	1	2	0	1	31
2 Wright	2-4	1-2	0-0	1-1-2	2	5	2	1	0	0	13
4 Neath	0-0	0-0	0-0	0-0-0	0	0	0	0	0	0	3
11 Johnson	0-1	0-1	0-0	0-0-0	2	0	2	1	0	0	13
20 Wynn	0-1	0-0	0-0	1-0-1	0	0	0	0	0	0	5
25 Massoud	0-0	0-0	0-0	1-1-2	1	0	0	1	1	0	6
33 Oguama	4-6	0-0	2-2	3-4-7	5	10	0	0	0	0	21
34 Okeke	0-0	0-0	0-0	0-0-0	0	0	0	0	0	0	2
TEAM				2-3-5							
Totals.....	26-62	5-14	13-17	13-32-45	23	70	12	17	1	2	200
BC (1-0, 1-0)	fg	3fg	ft	o-d-t	pf	TP	a	to	bs	s	mp
1 Jai. Hamilton*	1-2	0-1	0-0	0-0-0	1	2	0	0	0	0	8
21 Popovic*	7-13	1-4	4-6	0-3-3	4	19	0	2	1	0	28
41 Mitchell*	0-3	0-1	1-2	1-8-9	2	1	4	1	1	2	34
5 Heath*	7-11	1-2	3-5	1-4-5	1	18	4	0	0	1	31
11 Thornton*	7-14	2-3	7-12	0-4-4	4	23	2	0	0	3	34
0 Felder	2-7	1-2	0-0	2-3-5	4	5	0	2	1	0	15
2 Rishwain	1-2	0-1	2-2	0-1-1	2	4	2	1	0	3	16
3 Jar. Hamilton	2-9	1-3	0-0	3-0-3	1	5	1	0	0	0	23
14 Williams	0-0	0-0	0-0	0-0-0	0	0	0	0	0	0	7
24 Herren	0-1	0-1	0-0	0-0-0	1	0	0	0	0	0	4
TEAM				2-2-4							
Totals.....	27-62	6-18	17-27	9-25-34	20	77	13	7	3	9	200
	1st	2nd	Total	FG%	3FG%	FT%					
Wake Forest	27	43	70	41.9	35.7	76.5					
Boston College	42	35	77	43.5	33.3	63.0					

Points in the paint-WF 22,BC 38. Points off turnovers-WF 2,BC 18.  
2nd chance points-WF 13,BC 6. Fast break points-WF 4,BC 10.  
Bench points-WF 15,BC 14. Score tied-3 times. Lead changed-4 times.  
Largest lead-WF by 2 1st-14:27, BC by 19 2nd-17:43.  
WF led for 02:52. BC led for 34:13. Game was tied for 02:55.  
Officials: Jeff Anderson, Tim Clougherty, A.J. Desai  
Technical Fouls: none

<b>WAKE FOREST 65</b>		<b>COLUMBIA 63</b>	

GAME #2  
Nov. 10, 2019  
LJVM Coliseum (4,451)  
Winston-Salem, N.C.

COL (0-2)	fg	3fg	ft	o-d-t	pf	TP	a	to	bs	s	mp
13 Brumant*	3-8	0-2	1-2	1-4-5	5	7	0	1	4	2	25
24 Nweke*	2-4	0-0	0-0	0-3-3	5	4	0	1	0	0	16
20 Killingsworth*	1-11	2-9	0-0	0-10-10	3	8	2	2	0	1	38
21 Smith*	8-15	1-4	6-7	0-5-5	2	23	7	2	0	1	37
33 Bibbs*	2-6	1-3	0-0	0-2-2	0	5	1	1	0	0	16
1 Bolster	0-0	0-0	0-0	0-0-0	0	0	0	0	0	0	3
4 Forrest	2-7	1-3	0-0	0-4-4	4	5	0	4	1	1	26
12 Shockley-Okeke	4-8	1-5	0-0	1-2-3	3	9	0	0	0	3	24
50 Smoyer	1-4	0-0	0-0	1-5-6	2	2	0	0	0	0	15
TEAM				0-0-0							
Totals.....	25-63	6-26	7-9	3-35-38	24	63	10	12	5	8	200
WAKE (1-1)	fg	3fg	ft	o-d-t	pf	TP	a	to	bs	s	mp
1 Mucius*	0-5	0-2	0-0	2-1-3	2	0	0	2	0	0	16
30 Sarr*	2-7	0-0	3-4	2-1-3	1	7	0	1	0	0	19
0 Childress*	5-15	1-1	1-4	1-5-6	3	11	2	5	0	1	32
13 White*	3-9	1-3	0-0	0-6-6	1	7	1	2	0	1	22
23 Brown*	6-9	0-1	8-11	3-6-9	2	20	1	1	0	0	31
2 Wright	1-9	0-2	1-2	1-3-4	1	3	1	0	0	0	22
4 Neath	2-3	0-0	2-2	0-1-1	2	6	3	2	0	1	20
11 Johnson	0-1	0-0	0-0	0-1-1	1	0	0	0	0	0	10
20 Wynn	0-0	0-0	1-2	0-1-1	0	1	0	0	0	0	4
25 Massoud	1-1	1-1	1-2	0-0-0	0	4	0	0	0	0	4
33 Oguama	2-3	0-0	2-2	1-6-7	2	6	0	0	1	0	17
34 Okeke	0-0	0-0	0-0	0-3-3	0	0	0	0	0	0	3
TEAM				1-2-3							
Totals.....	22-62	2-10	19-29	11-36-47	15	65	8	13	1	3	200
	1st	2nd	Total	FG%	3FG%	FT%					
Columbia	25	38	63	39.7	23.1	77.8					
Wake Forest	26	39	65	35.5	20.0	65.5					

Points in the paint-COL 32,WF 28. Points off turnovers-COL 16,WF 11.  
2nd chance points-COL 2,WF 10. Fast break points-COL 12,WF 6.  
Bench points-COL 16,WF 20. Score tied-8 times. Lead changed-15 times.  
Largest lead-COL by 8 1st-12:03, WF by 8 2nd-06:33.  
COL led for 24:33. WF led for 10:42. Game was tied for 04:45.  
Officials: Bert Smith, Raymie Styons, Tim Comer  
Technical Fouls: none

<b>WAKE FOREST 98</b>		<b>UNC ASHEVILLE 79</b>	

GAME #3  
Nov. 13, 2019  
LJVM Coliseum (4,187)  
Winston-Salem, N.C.

UNCA (1-2)	fg	3fg	ft	o-d-t	pf	TP	a	to	bs	s	mp
22 Jude*	0-1	0-1	0-0	0-1-1	4	0	0	1	1	0	18
0 Batts*	4-7	0-1	5-6	0-1-1	5	13	2	0	0	0	23
2 Thorpe*	3-6	0-0	3-4	1-2-3	2	9	2	2	0	2	24
3 Jones*	8-16	4-9	2-2	2-1-3	4	22	1	2	0	2	32
20 Baker*	4-7	0-1	9-12	0-1-1	4	17	1	4	1	2	36
5 Stephney	3-8	2-4	1-2	0-1-1	1	9	1	0	0	0	26
11 Battle	0-1	0-0	0-0	0-1-1	0	0	0	0	0	0	5
14 Lawson	2-5	0-3	2-2	0-0-0	3	6	0	2	0	1	11
21 Levitch	0-0	0-0	1-2	0-5-5	4	1	2	0	1	0	17
24 McBride	0-0	0-0	0-0	0-1-1	0	0	0	0	0	0	1
34 Peck	1-2	0-0	0-0	1-0-1	3	2	0	0	0	0	8
TEAM				1-1-2							
Totals.....	25-53	6-19	23-30	5-15-20	30	79	9	11	3	7	200
WAKE (2-1)	fg	3fg	ft	o-d-t	pf	TP	a	to	bs	s	mp
1 Mucius*	5-7	0-0	0-1	0-4-4	3	10	3	1	0	0	20
33 Oguama*	1-1	0-0	1-2	0-1-1	1	3	0	0	0	0	13
0 Childress*	5-8	1-3	6-8	0-3-3	4	17	9	4	0	1	34
13 White*	4-5	2-3	3-4	0-3-3	1	13	3	5	0	1	25
23 Brown*	6-8	0-0	11-11	4-7-11	5	23	2	2	0	0	32
2 Wright	1-3	0-0	2-3	0-0-0	1	4	2	1	0	1	18
4 Neath	1-2	0-0	2-4	0-1-1	3	4	3	1	0	0	16
11 Johnson	0-2	0-0	0-1	1-0-1	2	0	1	1	0	0	12
20 Wynn	0-0	0-0	0-2	0-0-0	0	0	0	1	0	0	1
25 Massoud	1-2	1-2	0-0	0-1-1	0	3	0	0	0	0	4
30 Sarr	9-9	0-0	3-4	2-6-8	3	21	0	1	2	0	25
TEAM				1-1-2							
Totals.....	33-47	4-8	28-40	8-27-35	23	98	23	17	2	3	200
	1st	2nd	Total	FG%	3FG%	FT%					
UNC Asheville	44	35	79	47.2	31.6	76.7					
Wake Forest	49	49	98	70.2	50.0	70.0					

Points in the paint-UNCA 34,WF 48. Points off turnovers-UNCA 24,WF 16.  
2nd chance points-UNCA 8,WF 9. Fast break points-UNCA 18,WF 15.  
Bench points-UNCA 18,WF 32. Score tied-1 times. Lead changed-0 times.  
Largest lead-UNCA none, WF by 19 2nd-00:06.  
UNCA led for 00:00. WF led for 39:16. Game was tied for 00:44.  
Officials: Bill Covington, Jr., Doug Shows, Justin Porterfield  
Technical Fouls: none

<b>CHARLOTTE 67</b>		<b>WAKE FOREST 65</b>	

GAME #4  
Nov. 17, 2019  
Halton Arena (4,819)  
Charlotte, N.C.

WAKE (2-2)	fg	3fg	ft	o-d-t	pf	TP	a	to	bs	s	mp
1 Mucius*	2-7	0-1	1-2	0-5-5	3	5	1	0	1	0	23
33 Oguama*	0-0	0-0	0-0	0-3-3	2	0	0	0	1	0	11
0 Childress*	8-17	3-9	0-0	0-4-4	0	19	4	6	0	2	41
13 White*	4-11	2-5	0-0	2-1-3	0	10	2	1	0	2	31
23 Brown*	4-11	2-4	2-2	1-6-7	2	12	2	3	0	1	38
2 Wright	0-2	0-1	1-2	0-0-0	1	1	1	0	2	1	22
4 Neath	0-1	0-0	0-2	0-1-1	1	0	0	1	0	0	8
11 Johnson	1-1	1-1	0-0	0-0-0	1	3	0	1	0	2	6
25 Massoud	3-5	2-4	0-0	0-2-2	0	8	0	1	1	0	13
30 Sarr	2-9	0-0	3-4	8-5-13	4	7	3	2	5	0	32
TEAM				0-1-1							
Totals.....	24-64	10-25	7-12	11-28-39	14	65	13	15	10	8	225
CLT (2-1)	fg	3fg	ft	o-d-t	pf	TP	a	to	bs	s	mp
15 Bamba*	3-4	0-0	3-4	1-6-7	2	9	2	2	0	0	34
1 Young*	8-12	4-5	4-6	1-3-4	0	24	3	0	0	3	41
12 Martin*	2-8	1-2	7-8	3-3-6	2	12	1	3	1	2	38
13 Shepherd*	7-17	0-1	2-2	0-9-9	2	16	3	5	1	2	39
25 Edwards*	1-6	0-1	2-2	1-4-5	3	4	4	1	1	3	36
3 Williams	0-3	0-1	0-0	1-1-2	2	0	0	1	1	0	12
5 Supica	0-1	0-0	0-0	0-1-1	4	0	2	1	0	0	10
10 Robb	0-2	0-1	0-0	0-2-2	0	0	0	0	0	0	11
35 Vasic	1-3	0-1	0-0	0-1-1	1	2	1	1	0	0	4
TEAM				2-2-4							
Totals.....	22-56	5-12	18-22	9-32-41	16	67	16	15	4	10	225
	1st	2nd	OT	Total	FG%	3FG%	FT%				
Wake Forest	29	28	8	65	37.5	40.0	58.3				
Charlotte	29	28	10	67	39.3	41.7	81.8				

# WAKE FOREST BASKETBALL

## 2019-20 BOX SCORES

<b>WAKE FOREST</b>	<b>88</b>	<b>GAME '7</b>
<b>LONG BEACH ST</b>	<b>75</b>	<b>Nov. 29, 2019</b>
		Anaheim Arena (1,574)
		Anaheim, Calif.

LBSU (3-5)	fg	3fg	ft	o-d-t	pf	TP	a	to	bs	s	mp
13 Mansel*	2-5	0-0	2-2	2-2-4	3	6	1	1	0	1	27
24 Morgan*	5-9	0-0	0-0	1-6-7	2	10	1	2	4	0	31
1 Carter*	5-13	1-5	7-7	0-1-1	4	18	9	7	0	1	33
14 Slater*	4-10	1-2	6-6	0-2-2	3	15	2	3	0	3	29
31 Hunter*	6-9	3-4	2-4	0-5-5	5	17	3	1	2	0	26
2 Roberts	2-4	0-2	1-2	0-0-0	3	5	2	1	0	1	19
3 Cobb	1-1	0-0	0-0	0-2-2	0	2	1	0	0	0	12
10 De Geest	0-1	0-0	0-0	0-1-1	0	0	0	0	0	0	10
11 Griffin	0-0	0-0	0-0	0-0-0	0	0	0	0	0	0	5
32 Irish	1-2	0-0	0-0	1-0-1	0	2	0	1	0	0	7
TEAM				2-2-4							
Totals.....	26-54	5-13	18-21	6-21-27	20	75	19	16	6	6	200
WAKE (5-2)	fg	3fg	ft	o-d-t	pf	TP	a	to	bs	s	mp
1 Mucius*	5-7	0-0	0-0	1-3-4	1	10	3	2	0	0	21
33 Oguama*	0-0	0-0	2-2	1-6-7	2	2	0	0	1	0	14
0 Childress*	8-18	1-8	0-0	0-0-0	2	17	3	2	0	3	34
11 Johnson*	2-7	1-4	6-6	3-0-3	2	11	4	1	0	1	30
13 White*	5-13	2-7	0-0	1-5-6	2	12	3	2	0	2	26
4 Neath	2-3	0-0	0-0	0-5-5	1	4	4	2	1	1	19
20 Wynn	0-0	0-0	1-2	2-0-2	0	1	0	0	0	0	3
23 Brown	2-5	0-0	9-9	1-0-1	4	13	2	2	0	0	20
25 Massoud	0-5	0-2	2-2	2-1-3	1	2	0	0	0	0	8
30 Sarr	6-11	0-0	4-4	4-4-8	2	16	0	3	1	1	26
TEAM				4-0-4							
Totals.....	30-69	4-21	24-25	19-24-43	17	88	19	14	3	8	200
	<b>1st</b>	<b>2nd</b>	<b>Total</b>	<b>FG%</b>	<b>3FG%</b>	<b>FT%</b>					
Long Beach State	31	44	75	48.1	38.5	85.7					
Wake Forest	38	50	88	43.5	19.0	96.0					

Points in the paint-LBS 36,WF 32. Points off turnovers-LBS 15,WF 15.  
2nd chance points-LBS 0,WF 20. Fast break points-LBS 8,WF 19.  
Bench points-LBS 9,WF 36. Score tied-2 times. Lead changed-6 times.  
Largest lead-LBS by 4 1st-12:05, WF by 14 2nd-11:59.  
LBS led for 05:39. WF led for 32:40. Game was tied for 01:41.  
Officials: Keith Kimble, Chris Rastatter, Michael Scyphers  
Technical Fouls: LBS-Hunter

<b>#14 ARIZONA</b>	<b>73</b>	<b>GAME '8</b>
<b>WAKE FOREST</b>	<b>66</b>	<b>Dec. 1, 2019</b>
		Anaheim Arena (2,185)
		Anaheim, Calif.

WAKE (5-3)	fg	3fg	ft	o-d-t	pf	TP	a	to	bs	s	mp
1 Mucius*	1-7	0-0	2-2	2-1-3	2	4	2	1	1	1	19
33 Oguama*	0-1	0-0	0-0	1-4-5	3	0	0	1	2	1	28
0 Childress*	4-18	2-6	9-9	1-2-3	4	19	4	3	0	1	38
11 Johnson*	3-8	1-2	1-1	0-0-0	4	8	1	1	0	1	33
13 White*	1-5	1-3	2-2	0-3-3	3	5	2	1	0	1	20
23 Brown	4-9	1-1	0-0	0-5-5	1	9	4	0	0	0	27
25 Massoud	0-1	0-1	0-0	0-2-2	1	0	0	0	0	0	5
30 Sarr	6-10	0-1	9-12	5-8-13	3	21	1	2	0	0	31
TEAM				2-2-4							
Totals.....	19-59	5-16	23-26	11-27-38	21	66	14	10	3	5	200
ZONA (9-0)	fg	3fg	ft	o-d-t	pf	TP	a	to	bs	s	mp
22 Nnaji*	1-5	0-0	3-5	2-6-8	5	5	1	5	2	0	24
4 Jeter*	7-10	0-0	3-5	2-7-9	3	17	1	1	1	0	31
0 Green*	2-8	0-1	4-4	3-9-12	3	8	3	3	1	1	33
1 Mannion*	3-11	0-3	3-5	1-1-2	1	9	7	2	0	1	31
3 Smith*	6-9	4-6	4-5	0-1-1	1	20	1	0	1	0	31
5 Hazzard	3-5	2-3	0-0	0-1-1	1	8	0	0	0	1	14
10 Baker	1-5	0-0	0-0	0-0-0	1	2	0	0	0	0	16
11 Lee	2-5	0-0	0-0	2-3-5	5	4	1	0	0	1	19
35 Koloko	0-0	0-0	0-0	0-0-0	0	0	0	0	0	0	1
TEAM				1-4-5							
Totals.....	25-58	6-16	17-24	11-32-43	20	73	14	11	5	4	200
	<b>1st</b>	<b>2nd</b>	<b>Total</b>	<b>FG%</b>	<b>3FG%</b>	<b>FT%</b>					
Wake Forest	33	33	66	32.2	31.3	88.5					
Arizona	39	34	73	43.1	37.5	70.8					

Points in the paint-WF 18,ZONA 36. Points off turnovers-WF 10,ZONA 13.  
2nd chance points-WF 6,ZONA 9. Fast break points-WF 9,ZONA 9.  
Bench points-WF 30,ZONA 14. Score tied-1 time. Lead changed-2 times.  
Largest lead-WF by 7 1st-11:23, ZONA by 15 2nd-12:06.  
WF led for 04:13. ZONA led for 34:16. Game was tied for 01:31.  
Officials: Terry Wymer, Keith Kimble, Les Jones  
Technical Fouls: none

<b>PENN STATE</b>	<b>76</b>	<b>GAME '9</b>
<b>WAKE FOREST</b>	<b>54</b>	<b>Dec. 4, 2019</b>
		Bryce Jordan Center (6,476)
		University Park, Pa.

WAKE (5-4)	fg	3fg	ft	o-d-t	pf	TP	a	to	bs	s	mp
1 Mucius*	1-7	0-0	0-0	1-0-1	0	2	1	1	1	1	16
33 Oguama*	0-1	0-0	0-0	0-3-3	5	0	0	3	0	1	16
0 Childress*	0-7	0-3	1-2	0-0-0	0	1	2	3	0	0	25
11 Johnson*	1-3	0-0	2-2	1-1-2	1	4	1	1	0	1	18
13 White*	4-8	2-4	0-0	0-1-1	3	10	0	1	0	0	20
2 Wright	3-7	1-2	0-0	0-1-1	1	7	1	0	0	1	19
4 Neath	1-6	0-0	2-3	0-2-2	0	4	2	4	0	0	18
20 Wynn	3-3	1-1	1-2	1-0-1	1	8	0	0	0	0	5
23 Brown	1-3	0-0	0-0	1-3-4	2	2	1	1	0	1	22
25 Massoud	0-3	0-2	2-4	2-4-6	0	2	0	3	1	2	16
30 Sarr	3-9	0-0	8-9	3-7-10	4	14	0	2	0	0	21
31 Buchanan	0-0	0-0	0-0	0-0-0	0	0	1	0	0	0	2
52 van Beveren	0-0	0-0	0-0	0-0-0	0	0	0	0	0	0	1
55 Lester	0-1	0-0	0-0	0-1-1	0	0	0	0	0	0	1
TEAM				1-0-1							
Totals.....	17-58	4-12	16-22	10-23-33	17	54	9	20	2	7	200
PSU (7-1)	fg	3fg	ft	o-d-t	pf	TP	a	to	bs	s	mp
11 Stevens*	5-13	0-3	4-4	2-5-7	2	14	3	5	0	4	27
24 Watkins*	3-6	0-0	1-2	2-14-16	3	7	2	2	5	3	25
0 M. Jones*	8-13	3-7	3-3	0-1-1	3	22	0	1	0	2	28
2 Dread*	2-9	0-5	0-0	0-1-1	1	4	0	1	0	1	19
5 Wheeler*	1-1	0-0	0-0	1-3-4	2	2	1	3	0	0	25
1 Lundy	1-3	1-3	0-0	1-3-4	1	3	1	0	0	0	14
4 C. Jones	3-9	0-5	0-2	1-2-3	2	6	1	0	0	0	22
10 McCloskey	1-2	0-1	0-0	0-0-1	1	2	0	0	0	0	3
12 Brockington	5-9	1-2	2-3	2-5-7	2	13	1	2	0	1	22
15 Buttrick	0-1	0-1	1-2	1-0-1	1	1	0	0	0	0	4
20 Nussbaum	0-0	0-0	0-0	0-0-0	0	0	0	0	0	0	0+
21 Harrar	1-1	0-0	0-1	4-1-5	3	2	3	0	1	1	11
33 Beattie	0-1	0-1	0-0	0-0-0	0	0	0	0	0	0	1
TEAM				2-3-5							
Totals.....	30-68	5-28	11-17	17-35-52	21	76	12	15	6	12	200
	<b>1st</b>	<b>2nd</b>	<b>Total</b>	<b>FG%</b>	<b>3FG%</b>	<b>FT%</b>					
Wake Forest	23	31	54	29.3	33.3	72.7					
Penn State	41	35	76	44.1	17.9	64.7					

Points in the paint-WF 18,PSU 40. Points off turnovers-WF 14,PSU 32.  
2nd chance points-WF 8,PSU 12. Fast break points-WF 17,PSU 23.  
Bench points-WF 37,PSU 23. Score tied-1 time. Lead changed-0 times.  
Largest lead-WF none, PSU by 31 2nd-06:16.  
WF led for 00:00. PSU led for 37:29. Game was tied for 02:31.  
Officials: D.J. Carstensen, Paul Szelc, Bill Ek  
Technical Fouls: none

<b>NC STATE</b>	<b>91</b>	<b>GAME '10</b>
<b>WAKE FOREST</b>	<b>82</b>	<b>Dec. 7, 2019</b>
		LJVM Coliseum (6,118)
		Winston-Salem, N.C.

NCSU (7-2, 1-1)	fg	3fg	ft	o-d-t	pf	TP	a	to	bs	s	mp
4 Helles*	5-9	3-4	0-1	1-2-3	4	13	2	3	0	1	28
15 Bates*	4-4	0-0	0-0	1-2-3	5	8	0	0	4	0	17
10 Beverly*	5-6	4-4	1-2	0-0-0	3	15	0	3	0	1	25
11 Johnson*	4-7	2-3	4-4	0-3-3	3	14	7	4	0	2	37
24 Daniels*	4-10	2-4	2-2	2-5-7	3	12	4	3	0	3	33
0 Funderburk	5-11	0-3	1-2	3-3-6	3	11	1	2	0	2	23
13 Bryce	7-16	1-3	3-5	4-3-7	1	18	4	2	0	2	29
31 Andree	0-2	0-1	0-0	0-3-3	1	0	0	1	1	0	8
TEAM				1-0-1							
Totals.....	34-65	12-22	11-16	12-21-33	23	91	18	17	5	12	200
WAKE (5-5, 0-2)	fg	3fg	ft	o-d-t	pf	TP	a	to	bs	s	mp
1 Mucius*	2-4	1-2	0-1	2-1-3	2	5	0	2	0	0	14
33 Oguama*	3-4	0-0	0-0	1-1-2	2	6	0	1	3	0	11
0 Childress*	10-13	5-6	5-6	1-2-3	1	30	4	3	0	2	38
13 White*	0-5	0-4	2-4	0-2-2	0	2	3	3	0	2	19
23 Brown*	3-5	1-2	0-0	0-3-3	3	7	0	3	0	0	32
2 Wright	1-2	1-1	0-0	0-1-1	1	3	0	2	0	1	13
4 Neath	2-7	0-0	5-8	0-1-1	2	9	2	0	0	1	17
11 Johnson	3-7	0-0	2-2	0-2-2	5	8	0	2	0	1	26
25 Massoud	0-0	0-0	0-0	0-0-0	0	0	1	0	0	0	2
30 Sarr	3-5	0-0	6-8	1-8-9	2	12	1	2	0	1	29
TEAM				3-0-3							
Totals.....	27-52	8-15	20-29	8-21-29	18	82	10	19	3	8	200
	<b>1st</b>	<b>2nd</b>	<b>Total</b>	<b>FG%</b>	<b>3FG%</b>	<b>FT%</b>					
NC State	45	46	91	52.3	54.5	68.8					
Wake Forest	36	46	82	51.9	53.3	69.0					

Points in the paint-NCSU 36,WF 34. Points off turnovers-NCSU 27,WF 18.  
2nd chance points-NCSU 21,WF 12. Fast break points-NCSU 24,WF 21.  
Bench points-NCSU 29,WF 32. Score tied-1 time. Lead changed-0 times.  
Largest lead-NCSU by 17 2nd-04:08, WF none.  
NCSU led for 38:57. WF led for 00:00. Game was tied for 01:03.  
Officials: Mike Eades, Bill Covington, Jr., Mark Schnur  
Technical Fouls: none

<b>WAKE FOREST</b>	<b>80</b>	<b>GAME '11</b>
<b>#23 XAVIER</b>	<b>78</b>	<b>Dec. 14, 2019</b>

# WAKE FOREST BASKETBALL

## 2019-20 BOX SCORES

<b>WAKE FOREST</b>	<b>69</b>	<b>GAME #13</b>
<b>PITT</b>	<b>65</b>	<b>Jan. 4, 2020</b>
		Petersen Events Center (10,155)
		Pittsburgh, Pa.

WAKE (8-5, 1-2)	fg	3fg	ft	o-d-t	pf	TP	a	to	bs	s	mp
1 Mucius*	2-5	0-1	2-4	1-2-3	1	6	1	3	0	0	20
33 Oguama*	1-1	0-0	2-2	1-3-4	2	4	0	0	0	0	14
0 Childress*	2-4	1-2	3-4	1-4-5	2	8	6	2	0	0	36
13 White*	3-8	3-6	0-1	0-2-2	2	9	3	1	0	1	26
23 Brown*	4-12	2-7	0-1	1-6-7	2	10	0	2	0	1	30
4 Neath	0-0	0-0	0-0	0-0-0	1	0	0	2	0	0	7
11 Johnson	3-4	0-1	6-6	0-1-1	1	12	1	2	0	0	24
25 Massoud	4-8	3-6	3-5	0-3-3	0	14	0	0	1	0	17
30 Sarr	2-3	0-0	2-2	1-6-7	4	6	4	2	2	1	26
TEAM				1-2-3							
Totals.....	21-45	9-23	18-25	6-29-35	15	69	15	14	3	3	200
PITT (10-4, 1-2)	fg	3fg	ft	o-d-t	pf	TP	a	to	bs	s	mp
0 Hamilton*	3-6	0-1	2-2	3-5-8	5	8	0	0	1	0	26
11 Champagnie*4-12	1-6	2-2	1-7-8	1	11	1	1	0	0	0	39
1 Johnson*	3-10	1-1	4-4	0-4-4	4	11	6	3	0	1	36
2 McGowens*	4-15	1-6	3-6	1-1-2	2	12	2	2	0	2	31
24 Murphy*	7-12	4-6	0-0	1-3-4	1	18	4	0	0	2	40
4 Drumgoole	0-1	0-1	0-0	1-1-2	1	0	1	0	0	0	7
12 Coulibaly	0-0	0-0	0-0	1-1-2	1	0	0	0	0	0	4
21 Brown	2-3	0-0	1-2	1-0-1	4	5	0	1	1	1	17
TEAM				1-1-2							1
Totals.....	23-59	7-21	12-16	10-23-33	19	65	14	8	2	6	200
	<b>1st</b>	<b>2nd</b>	<b>Total</b>	<b>FG%</b>	<b>3FG%</b>	<b>FT%</b>					
Wake Forest	27	42	69	46.7	39.1	72.0					
Pitt	30	35	65	39.0	33.3	75.0					

Points in the paint-WF 20,PITT 24. Points off turnovers-WF 6,PITT 18.  
2nd chance points-WF 9,PITT 11. Fast break points-WF 18,PITT 4.  
Bench points-WF 32,PITT 5. Score tied-11 times. Lead changed-10 times.  
Largest lead-WF by 8 2nd-08:14, PITT by 16 1st-10:48.  
WF led for 12:52. PITT led for 21:53. Game was tied for 05:15.  
Officials: Raymie Styons, Jerry Heater, Mark Schnur  
Technical Fouls: none

<b>#10 FLORIDA ST.</b>	<b>78</b>	<b>GAME #14</b>
<b>WAKE FOREST</b>	<b>68</b>	<b>Jan. 8, 2020</b>
		LJVM Coliseum (5,277)
		Winston-Salem, N.C.

FSU (14-2, 4-1)	fg	3fg	ft	o-d-t	pf	TP	a	to	bs	s	mp
1 Gray*	3-4	1-2	2-6	0-1-1	4	9	2	1	0	0	13
10 Osborne*	3-6	1-1	2-2	3-2-5	2	9	0	1	0	3	21
3 Forrest*	5-11	0-1	4-4	3-7-10	1	14	2	1	0	4	34
23 Walker*	5-14	3-8	2-3	0-0-0	3	15	2	2	0	0	32
24 Vassel*	4-8	1-3	8-9	1-4-5	1	17	1	1	3	2	33
0 Evans	0-0	0-0	0-0	0-1-1	0	0	1	0	0	0	6
2 Polite	2-5	0-3	0-0	0-1-1	3	4	1	0	0	0	14
4 Williams	3-9	0-4	0-0	0-2-2	3	6	0	1	1	0	22
15 Olejniczak	0-0	0-0	0-0	2-0-2	2	0	0	2	0	0	7
30 Prieto	2-3	0-0	0-0	2-0-2	2	4	0	1	1	1	10
31 Wilkes	0-2	0-1	0-0	0-1-1	1	0	1	0	0	0	7
TEAM				1-3-4							
Totals.....	27-62	6-23	18-24	12-22-34	22	78	10	10	5	10	200
WAKE (8-6, 1-3)	fg	3fg	ft	o-d-t	pf	TP	a	to	bs	s	mp
1 Mucius*	3-6	1-2	0-0	2-2-4	2	7	0	2	1	0	22
33 Oguama*	0-0	0-0	2-6	2-2-4	1	2	0	1	1	0	22
0 Childress*	5-12	1-5	9-10	1-2-3	2	20	5	3	0	0	37
11 Johnson*	1-7	1-3	4-4	0-5-5	3	7	1	2	0	0	36
13 White*	3-10	1-4	2-2	0-4-4	5	9	0	3	0	0	26
2 Wright	0-1	0-0	0-0	0-0-0	0	0	0	0	0	0	1
4 Neath	3-6	1-2	1-2	0-1-1	3	8	1	3	0	1	20
25 Massoud	2-4	1-2	0-0	0-1-1	2	5	0	1	0	0	12
30 Sarr	2-2	0-0	6-8	2-5-7	4	10	0	1	0	0	23
TEAM				2-3-5							1
Totals.....	19-48	6-18	24-32	9-25-34	22	68	7	17	2	1	200
	<b>1st</b>	<b>2nd</b>	<b>Total</b>	<b>FG%</b>	<b>3FG%</b>	<b>FT%</b>					
Florida State	41	37	78	43.5	26.1	75.0					
Wake Forest	34	34	68	39.6	33.3	75.0					

Points in the paint-FSU 34,WF 20. Points off turnovers-FSU 19,WF 13.  
2nd chance points-FSU 10,WF 8. Fast break points-FSU 20,WF 12.  
Bench points-FSU 14,WF 23. Score tied-2 times. Lead changed-2 times.  
Largest lead-FSU by 13 2nd-02:05, WF by 4 2nd-17:03.  
FSU led for 35:16. WF led for 02:00. Game was tied for 02:44.  
Officials: Jamie Luckie, Ron Groover, Clarence Armstrong  
Technical Fouls: none

<b>#2 DUKE</b>	<b>90</b>	<b>GAME #15</b>
<b>WAKE FOREST</b>	<b>59</b>	<b>Jan. 11, 2020</b>
		Cameron Indoor Stadium (9,314)
		Durham, N.C.

WAKE (8-7, 1-4)	fg	3fg	ft	o-d-t	pf	TP	a	to	bs	s	mp
1 Mucius*	3-9	0-1	0-0	1-4-5	0	6	0	1	0	0	19
33 Oguama*	0-1	0-0	0-1	3-2-5	4	0	0	1	0	1	18
0 Childress*	0-6	0-3	0-0	1-1-2	1	0	4	4	0	2	27
11 Johnson*	4-8	1-1	4-6	0-1-1	3	13	1	2	0	0	29
13 White*	1-4	0-3	0-0	0-0-0	2	2	1	2	0	1	20
2 Wright	5-7	0-0	1-2	0-0-0	1	11	1	1	0	0	15
4 Neath	3-5	1-1	0-3	1-0-1	1	7	0	1	0	1	21
20 Wynn	2-3	0-0	0-0	1-1-2	2	4	1	1	0	0	12
25 Massoud	1-5	1-3	0-0	0-3-3	0	3	0	2	0	0	15
30 Sarr	4-7	1-1	4-4	0-9-9	4	13	0	1	0	0	21
31 Buchanan	0-0	0-0	0-0	0-0-0	0	0	0	0	0	1	2
52 van Beveren	0-0	0-0	0-0	0-0-0	0	0	0	0	0	0	1
55 Lester	0-0	0-0	0-0	0-0-0	0	0	0	0	0	0	1
TEAM				4-0-4							1
Totals.....	23-55	4-13	9-16	11-21-32	18	59	8	17	0	6	200
DUKE (15-1, 5-0)	fg	3fg	ft	o-d-t	pf	TP	a	to	bs	s	mp
21 Hurt*	2-5	1-4	0-0	2-1-3	4	5	1	1	1	0	17
1 Carey*	3-6	0-0	2-6	1-5-6	1	8	3	1	1	1	21
2 Stanley*	5-10	1-2	5-6	1-3-4	0	16	1	1	0	2	28
3 Jones*	10-15	3-4	0-1	1-2-3	2	23	5	0	1	4	27
14 Goldwire*	4-6	1-2	1-2	2-0-2	3	10	6	2	0	1	30
12 DeLaurier	2-2	0-0	1-2	1-2-3	1	5	1	1	2	0	15
13 Baker	4-8	3-5	0-0	0-1-1	3	11	1	0	0	1	17
15 O'Connell	0-2	0-1	1-4	2-2-4	0	1	1	1	0	2	17
41 White	3-5	2-3	3-4	3-3-6	1	11	1	1	3	0	22
50 Robinson	0-2	0-2	0-0	0-0-0	1	0	0	1	0	0	4
51 Buckmire	0-1	0-0	0-0	0-2-2	0	0	0	0	0	0	2
TEAM				2-3-5							
Totals.....	33-62	11-23	13-25	15-24-39	16	90	20	9	8	11	200
	<b>1st</b>	<b>2nd</b>	<b>Total</b>	<b>FG%</b>	<b>3FG%</b>	<b>FT%</b>					
Wake Forest	23	36	59	41.8	30.8	56.3					
Duke	49	41	90	53.2	47.8	52.0					

Points in the paint-WF 26,DUKE 32. Points off turnovers-WF 6,DUKE 18.  
2nd chance points-WF 6,DUKE 8. Fast break points-WF 9,DUKE 18.  
Bench points-WF 38,DUKE 28. Score tied-0 times. Lead changed-0 times.  
Largest lead-WF none, DUKE by 35 2nd-02:34.  
WF led for 00:00. DUKE led for 39:15. Game was tied for 00:45.  
Officials: Ted Valentine, Lamar Simpson, Tommy Morrissey  
Technical Fouls: none

<b>VIRGINIA TECH</b>	<b>80</b>	<b>GAME #16</b>
<b>WAKE FOREST</b>	<b>70</b>	<b>Jan. 14, 2020</b>
		LJVM Coliseum (4,873)
		Winston-Salem, N.C.

VT (13-4, 4-2)	fg	3fg	ft	o-d-t	pf	TP	a	to	bs	s	mp
2 Nolley*	7-19	3-9	4-5	1-2-3	5	21	2	2	0	2	31
14 Horne*	3-5	1-3	0-0	0-5-5	2	7	0	2	2	0	23
0 Cattoor*	0-2	0-2	0-0	0-1-1	2	0	0	1	0	0	18
3 Bede*	3-5	0-2	0-4	1-2-3	4	6	9	2	0	0	29
23 Radford*	7-9	0-0	7-12	2-11-13	2	21	1	0	0	4	34
1 Wilkins	0-2	0-1	0-0	0-2-2	1	0	1	1	0	2	8
4 Alleyne	2-3	1-2	5-6	0-2-2	2	10	0	0	0	1	18
15 Cone	5-8	4-6	1-2	0-0-0	0	15	0	0	0	1	23
21 Ojiako	0-1	0-0	0-0	1-1-2	5	0	0	0	2	0	9
24 Johnson	0-1	0-0	0-0	0-1-1	1	0	0	0	0	1	7
TEAM				0-0-0							1
Totals.....	27-55	9-25	17-29	5-27-32	24	80	13	9	4	11	200
WAKE (8-8, 1-5)	fg	3fg	ft	o-d-t	pf	TP	a	to	bs	s	mp
1 Mucius*	0-5	0-2	2-3	1-5-6	4	2	1	2	1	0	24
33 Oguama*	0-1	0-0	0-0	1-0-1	3	0	1	0	0	0	8
0 Childress*	5-8	1-3	5-7	0-4-4	4	16	2	3	0	0	28
11 Johnson*	2-5	1-3	2-2	2-1-3	3	7	2	1	0	0	37
13 White*	5-11	4-7	0-0	1-4-5	4	14	1	4	0	0	26
2 Wright	1-6	0-2	0-0	0-2-2	2	2	1	2	0	0	19
4 Neath	2-3	1-1	0-1	0-2-2	2	5	0	3	0	0	13
20 Wynn	1-2	0-1	0-0	0-0-0	1	2	0	2	0	0	6
25 Massoud	1-2	0-1	2-2	0-3-3	1	4	0	0	0	0	7
30 Sarr	6-12	0-0	6-8	1-8-9	3	18	2	1	2	1	32
TEAM				2-0-2							
Totals.....	23-55	7-20	17-23	8-29-37	27	70	10	18	3	1	200
	<b>1st</b>	<b>2nd</b>	<b>Total</b>	<b>FG%</b>	<b>3FG%</b>	<b>FT%</b>					
Virginia Tech	33	47	80	49.1	36.0	58.6					
Wake Forest	31	39	70	41.8	35.0	73.9					

Points in the paint-VT 30,WF 28. Points off turnovers-VT 19,WF 2.  
2nd chance points-VT 7,WF 5. Fast break points-VT 19,WF 17.  
Bench points-VT 25,WF 31. Score tied-4 times. Lead changed-5 times.  
Largest lead-VT by 20 2nd-06:32, WF by 6 1st-03:16.  
VT led for 32:40. WF led for 03:44. Game was tied for 03:36.  
Officials: Bill Covington, Jr., Brent Hampton, Tim Clougherty  
Technical Fouls: VT-Bede; WF-White

<b>WAKE FOREST</b>	<b>80</b>
--------------------	-----------



# BRANDON CHILDRESS

GUARD | SENIOR | 6-0 | 195 | WINSTON-SALEM, NC | WESLEYAN CHRISTIAN ACADEMY

15.3 PPG | 4.6 APG | 2.98 RPG | 81% FT | 33.9 MPG

## SEASON/CAREER HIGHS

### POINTS

Career: 30, vs. NC State (12/7/19)

Season: 30, vs. NC State (12/7/19)

### REBOUNDS

Career: 9, vs. NC State (1/15/19)

Season: 6, vs. Columbia (11/10/19)

### FIELD GOALS

Career: 10, vs. NC State (12/7/19)

Season: 10, vs. NC State (12/7/19)

### FIELD GOAL ATTEMPTS

Career: 18, 3x - last vs. Arizona (12/1/19)

Season: 18, 2x - last vs. Arizona (12/1/19)

### 3-POINTERS

Career: 7, at Georgia Tech (1/5/19)

Season: 5, 2x - last vs. Boston College (1/19/20)

### 3-POINT ATTEMPTS

Career: 12, vs. Miami (2/26/19)

Season: 9, at Charlotte (11/17/19)

### FREE THROWS

Career: 10, vs. Xavier (12/14/19)

Season: 10, vs. Xavier (12/14/19)

### FREE THROW ATTEMPTS

Career: 12, vs. Xavier (12/14/19)

Season: 12, vs. Xavier (12/14/19)

### ASSISTS

Career: 9, 2x - last vs. UNC Asheville (11/13/19)

Season: 9, vs. UNC Asheville (11/13/19)

### TURNOVERS

Career: 8, vs. Boston College (1/26/19)

Season: 6, at Charlotte (11/17/19)

### BLOCKS

Career: 1, 3x - last vs. Miami (3/12/19)

Season: --

### STEALS

Career: 4, 5x - last at Miami (1/12/19)

Season: 3, 2x - last vs. NC A&T (12/21/19)

### MINUTES

Career: 44, vs. Houston Baptist (11/23/18)

Season: 41, at Charlotte (11/17/19)

## SEASON HIGHLIGHTS

- Had 20 points and seven assists vs. Boston College (Jan. 19)
- Had 20 points and five assists vs. No. 10 Florida State (Jan. 8)
- Had 22 points vs. No. 23 Xavier (Dec. 14)
- Scored a career-high 30 points (10-13 FG, 5-6 3FG) vs. NC State (Dec. 7)
- Had 19 points (9-9 FT) vs. No. 14 Arizona (Dec. 1)
- Had 18 points and seven assists at Davidson (Nov. 22)
- Scored 19 points at Charlotte (Nov. 17)
- Had 17 points (including his 1,000th career point) and tied a career high with nine assists vs. UNC Asheville (Nov. 13)
- Had 11 points, including the game-winning jumper with 1.2 seconds left, against Columbia (Nov. 10)
- Had 24 points and seven assists in the season opener at Boston College (Nov. 6)

## GAME-BY-GAME STATS

Opponent	MP	FG-A	3G-A	FT-A	O-D-T	PF	A	TO	BS	ST	TP
at Boston College*	39	7-16	2-6	8-9	0-3-3	2	7	3	0	1	24
Columbia*	31	5-15	0-1	1-4	1-5-6	3	2	5	0	1	11
UNC Asheville*	34	5-8	1-3	6-8	0-3-3	4	9	4	0	1	17
at Charlotte*	41	8-17	3-9	0-0	0-4-4	0	4	6	0	2	19
at Davidson*	29	6-13	2-5	4-4	0-0-0	3	7	1	0	0	18
vs. Charleston*	37	2-7	1-5	5-6	1-4-5	4	6	1	0	2	10
vs. Long Beach St*	34	8-18	1-8	0-0	0-0-0	2	3	2	0	3	17
vs. Arizona*	38	4-18	2-6	9-9	1-2-3	4	4	3	0	1	19
at Penn State*	25	0-7	0-3	1-2	0-0-0	0	2	3	0	0	1
NC State*	38	10-13	5-6	5-6	1-2-3	1	4	3	0	2	30
Xavier*	31	5-12	2-4	10-12	0-2-2	3	3	2	0	2	22
NC A&T*	37	2-11	0-7	4-4	1-3-4	1	3	3	0	3	8
at Pitt*	36	2-4	1-2	3-4	1-4-5	2	6	2	0	0	8
Florida State*	37	5-12	1-5	9-10	1-2-3	2	5	3	0	0	20
at Duke*	27	0-6	0-3	0-0	1-1-2	1	4	4	0	2	0
Virginia Tech*	28	5-8	1-3	5-7	0-4-4	4	2	3	0	0	16
Boston College*	34	6-8	5-7	3-5	1-0-1	1	7	2	0	0	20

\* game started

## CAREER STATISTICS

Year	G-GS	Min-Avg.	FG-FGA	Pct.	3FG-3FGA	Pct.	FT-FTA	Pct.	Off-Def.	Reb-Avg.	PF-DQ	Ast	TO	Blk	Stl	Pts-Avg
2016-17	33-0	710-21.5	63-177	.356	27-77	.351	65-84	.774	6-65	71-2.2	54-0	71	47	1	27	218-6.6
ACC	18-0	407-22.6	37-98	.378	14-43	.326	33-47	.702	2-38	40-2.2	24-0	38	21	1	15	121-6.7
2017-18	30-5	786-26.2	86-227	.379	39-103	.379	62-74	.838	13-67	80-2.7	63-0	109	61	1	29	273-9.1
ACC	18-5	500-27.8	50-145	.345	24-64	.375	37-44	.841	9-40	49-2.7	38-0	67	36	1	17	161-8.9
2018-19	31-31	1128-36.4	131-342	.383	74-201	.368	121-152	.796	13-104	117-3.8	73-0	125	84	1	48	457-14.7
ACC	18-18	650-36.1	73-217	.336	43-130	.331	55-65	.846	10-59	69-3.8	43-0	68	54	0	25	244-13.6
2019-20	17-17	576-33.9	80-193	.415	27-83	.325	73-90	.811	9-39	48-2.8	37-0	78	50	0	20	260-15.3
ACC	7-7	238-34.0	35-67	.522	15-32	.469	33-41	.805	5-16	21-3.0	13-0	35	20	0	5	118-16.9
CAREER	111-53	3199-28.8	360-939	.383	167-464	.360	321-400	.803	41-275	316-2.8	227-0	383	242	3	124	1208-10.9
ACC	61-30	1796-29.4	195-527	.370	96-269	.357	158-197	.802	26-153	179-2.9	118-0	208	131	2	62	644-10.6





1

## ISAIAH MUCIUS

FORWARD | SOPHOMORE | 6-8 | 195 | EAST PATCHOGUE, NY | BREWSTER ACADEMY

6.6 PPG | 4.5 RPG | 21.6 MPG

## SEASON/CAREER HIGHS

## POINTS

Career: 18, at Boston College (11/6/19)

Season: 18, at Boston College (11/6/19)

## REBOUNDS

Career: 10, 2x - last vs. Charleston (11/28/19)

Season: 10, 2x - last vs. Charleston (11/28/19)

## FIELD GOALS

Career: 8, at Boston College (11/6/19)

Season: 8, at Boston College (11/6/19)

## FIELD GOAL ATTEMPTS

Career: 15, at Davidson (11/22/19)

Season: 15, at Davidson (11/22/19)

## 3-POINTERS

Career: 3, 2x - last vs. Valparaiso (11/18/18)

Season: 2, 2x - last vs. Charleston (11/28/19)

## 3-POINT ATTEMPTS

Career: 7, 2x - last at Virginia Tech (1/19/19)

Season: 5, vs. Charleston (11/28/19)

## FREE THROWS

Career: 8, vs. Florida State (3/9/19)

Season: 2, 3x - last vs. Virginia Tech (1/14/20)

## FREE THROW ATTEMPTS

Career: 11, vs. Florida State (3/9/19)

Season: 4, at Pitt (1/4/20)

## ASSISTS

Career: 3, 4x - last vs. Long Beach State (11/29/29)

Season: 3, 2x - last vs. Long Beach State (11/29/29)

## TURNOVERS

Career: 3, 3x - last at Pitt (1/4/20)

Season: 3, 2x - last at Pitt (1/4/20)

## BLOCKS

Career: 1, 14x - last vs. Virginia Tech (1/14/20)

Season: 1, 6x - last vs. Virginia Tech (1/14/20)

## STEALS

Career: 1, 14x - last at Penn State (12/4/19)

Season: 1, 2x - last at Penn State (12/4/19)

## MINUTES

Career: 32, at Boston College (11/6/19)

Season: 32, at Boston College (11/6/19)

## SEASON HIGHLIGHTS

- Missed the Boston College game (Jan. 19) due to injury
- Had 10 points and 10 rebounds for second straight double-double vs. Charleston (Nov. 28)
- Had 11 points and a career-high 10 rebounds for first career double-double at Davidson (Nov. 22)
- Had 10 points, four rebounds and three assists vs. UNC Asheville (Nov. 13)
- Scored a career-high 18 points (8-13 FG) in season-opener at Boston College (Nov. 6)

## GAME-BY-GAME STATS

Opponent	MP	FG-A	3G-A	FT-A	O-D-T	PF	A	TO	BS	ST	TP
at Boston College	32	8-13	2-3	0-0	1-3-4	1	0	3	0	0	18
Columbia*	16	0-5	0-2	0-0	2-1-3	2	0	2	0	0	0
UNC Asheville*	20	5-7	0-0	0-1	0-4-4	3	3	1	0	0	10
at Charlotte*	23	2-7	0-1	1-2	0-5-5	3	1	0	1	0	5
at Davidson*	25	5-15	1-3	0-0	6-4-10	2	2	0	0	0	11
vs. Charleston*	27	4-12	2-5	0-0	4-6-10	2	1	2	1	0	10
vs. Long Beach St*	21	5-7	0-0	0-0	1-3-4	1	3	2	0	0	10
vs. Arizona*	29	1-7	0-2	2-2	2-1-3	2	2	1	1	1	4
at Penn State*	16	1-7	0-0	0-0	1-0-1	0	1	1	1	1	2
NC State*	14	2-4	1-2	0-1	2-1-3	2	0	2	0	0	5
Xavier*	23	1-8	0-1	0-0	0-5-5	5	0	1	0	0	2
NC A&T*	15	4-7	0-2	0-1	1-1-2	3	0	0	0	0	8
at Pitt*	20	2-5	0-1	2-4	1-2-3	1	1	3	0	0	6
Florida State*	22	3-6	1-2	0-0	2-2-4	2	0	2	1	0	7
at Duke*	19	3-9	0-1	0-0	1-4-5	0	0	1	0	0	6
Virginia Tech*	24	0-5	0-2	2-3	1-5-6	4	1	2	1	0	2
Boston College					--INJ--						

\* game started

## CAREER STATISTICS

Year	G-GS	Min-Avg.	FG-FGA	Pct.	3FG-3FGA	Pct.	FT-FTA	Pct.	Off-Def.	Reb-Avg.	PF-DQ	Ast	TO	Blk	Stl	Pts-Avg
2018-19	31-1	676-21.8	70-219	.320	19-81	.235	43-70	.614	40-76	116-3.7	37-0	23	31	8	12	202-6.5
ACC	18-1	368-20.4	30-125	.240	6-46	.130	27-43	.628	23-38	61-3.4	19-0	13	17	6	7	93-5.2
2019-20	16-16	346-21.6	46-124	.371	7-27	.259	7-14	.500	25-47	72-4.5	33-1	15	23	6	2	106-6.6
ACC	6-6	132-22.0	18-42	.429	4-11	.364	4-8	.500	8-17	25-4.2	10-0	2	13	2	0	44-7.3
CAREER	47-17	1023-21.8	116-343	.338	26-108	.241	50-84	.595	65-123	188-4.0	70-1	38	54	14	14	308-6.6
ACC	24-7	500-20.8	48-167	.287	10-57	.175	31-51	.608	31-55	86-3.6	29-0	15	30	8	7	137-5.7



2

# SHARONE WRIGHT JR

GUARD | SOPHOMORE | 6-5 | 185 | FLORENCE, SC | LEGACY EARLY COLLEGE HS

3.3 PPG | 1.0 RPG | 0.9 APG | 13.0 MPG

## SEASON/CAREER HIGHS

### POINTS

Career: 14, vs. Houston Baptist (11/23/18)

Season: 11, at Duke (1/11/20)

### REBOUNDS

Career: 6, vs. Florida State (3/9/19)

Season: 4, vs. Columbia (11/10/19)

### FIELD GOALS

Career: 6, vs. Houston Baptist (11/23/18)

Season: 5, at Duke (1/11/20)

### FIELD GOAL ATTEMPTS

Career: 13, vs. Duke (1/8/19)

Season: 9, vs. Columbia (11/10/19)

### 3-POINTERS

Career: 2, 4x - last vs. Syracuse (3/2/19)

Season: 1, 3x - last vs. NC State (12/7/19)

### 3-POINT ATTEMPTS

Career: 5, at Miami (1/12/19)

Season: 2, 4x - last vs. Virginia Tech (1/14/20)

### FREE THROWS

Career: 4, 2x - last vs. Florida State (3/9/19)

Season: 2, 2x - last vs. NC A&T (12/21/19)

### FREE THROW ATTEMPTS

Career: 8, vs. Duke (1/8/19)

Season: 3, vs. UNC Asheville (11/13/19)

### ASSISTS

Career: 3, 2x - last vs. Syracuse (3/2/19)

Season: 2, 2x - last vs. UNC Asheville (11/13/19)

### TURNOVERS

Career: 5, at Virginia Tech (1/19/19)

Season: 2, 2x - last vs. Virginia Tech (1/14/20)

### BLOCKS

Career: 2, at Charlotte (11/17/19)

Season: 2, at Charlotte (11/17/19)

### STEALS

Career: 3, at Virginia (1/22/19)

Season: 1, 4x - last vs. NC State (12/7/19)

### MINUTES

Career: 32, vs. Houston Baptist (11/23/18)

Season: 23, vs. Columbia (11/10/19)

## SEASON HIGHLIGHTS

- Scored a season-high 11 points (5-7 FG) at No. 2 Duke (Jan. 11)
- Had seven points at Penn State (Dec. 4)
- Missed three games (Davidson, Charleston, Long Beach State) due to illness
- Scored five points in the season-opener at Boston College (Nov. 6)

## GAME-BY-GAME STATS

Opponent	MP	FG-A	3G-A	FT-A	O-D-T	PF	A	TO	BS	ST	TP
at Boston College	13	2-4	1-2	0-0	1-1-2	2	2	1	0	0	5
Columbia	23	1-9	0-2	1-2	1-3-4	1	1	0	0	0	3
UNC Asheville	18	1-3	0-0	2-3	0-0-0	1	2	1	0	1	4
at Charlotte	22	0-2	0-1	1-2	0-0-0	1	1	0	2	1	1
at Davidson					-SICK-						
vs. Charleston					-SICK-						
vs. Long Beach St					-SICK-						
vs. Arizona					-SICK-						
at Penn State	19	3-7	1-2	0-0	0-1-1	1	1	0	0	1	7
NC State	13	1-2	1-1	0-0	0-1-1	1	0	2	0	1	3
Xavier	6	1-1	0-0	0-0	0-1-1	0	1	0	0	0	2
NC A&T	2	0-0	0-0	2-2	0-0-0	1	1	1	0	0	2
at Pitt					-DNP-						
Florida State	1	0-1	0-0	0-0	0-0-0	0	0	0	0	0	0
at Duke	15	5-7	0-0	1-2	0-0-0	1	1	1	0	0	11
Virginia Tech	19	1-6	0-2	0-0	0-2-2	2	1	2	0	0	2
Boston College	4	0-0	0-0	0-0	0-1-1	1	0	1	0	0	0

\* game started

## CAREER STATISTICS

Year	G-GS	Min-Avg.	FG-FGA	Pct.	3FG-3FGA	Pct.	FT-FTA	Pct.	Off-Def.	Reb-Avg.	PF-DQ	Ast	TO	Blk	Stl	Pts-Avg
2018-19	31-21	689-22.2	84-205	.410	20-63	.317	31-56	.554	16-57	73-2.4	59-0	30	39	1	11	219-7.1
ACC	18-15	424-23.6	48-128	.375	13-38	.342	19-35	.543	11-31	42-2.3	37-0	20	26	1	10	128-7.1
2019-20	12-0	156-13.0	15-42	.357	3-10	.300	7-11	.636	2-10	12-1.0	12-0	11	9	2	4	40-3.3
ACC	6-0	66-11.0	9-20	.450	2-5	.400	1-2	.500	1-5	6-1.0	7-0	4	7	0	1	21-3.5
CAREER	43-21	844-19.6	99-247	.401	23-73	.315	38-67	.567	18-67	85-2.0	71-0	41	48	3	15	259-6.0
ACC	24-15	490-20.4	57-148	.385	15-43	.349	20-37	.541	12-36	48-2.0	44-0	24	33	1	11	149-6.2



4

## JAHCOBI NEATH

GUARD | FRESHMAN | 6-3 | 200 | TORONTO, ONT. | CRESTWOOD PREP

4.2 PPG | 1.6 APG | 1.5 RPG | 46% 3FG | 16.4 MPG

## SEASON/CAREER HIGHS

## POINTS

Career: 9, 2x - last vs. Xavier (12/14/19)

Season: 9, 2x - last vs. Xavier (12/14/19)

## REBOUNDS

Career: 5, vs. Long Beach State (11/29/29)

Season: 5, vs. Long Beach State (11/29/29)

## FIELD GOALS

Career: 3, 3x - last at Duke (1/11/20)

Season: 3, 3x - last at Duke (1/11/20)

## FIELD GOAL ATTEMPTS

Career: 8, at Davidson (11/22/19)

Season: 8, at Davidson (11/22/19)

## 3-POINTERS

Career: 2, vs. Xavier (12/14/19)

Season: 2, vs. Xavier (12/14/19)

## 3-POINT ATTEMPTS

Career: 2, 4x - last vs. Florida State (1/8/19)

Season: 2, 4x - last vs. Florida State (1/8/19)

## FREE THROWS

Career: 5, vs. NC State (12/7/19)

Season: 5, vs. NC State (12/7/19)

## FREE THROW ATTEMPTS

Career: 8, vs. NC State (12/7/19)

Season: 8, vs. NC State (12/7/19)

## ASSISTS

Career: 4, vs. Long Beach State (11/29/29)

Season: 4, vs. Long Beach State (11/29/29)

## TURNOVERS

Career: 4, at Penn State (12/4/19)

Season: 4, at Penn State (12/4/19)

## BLOCKS

Career: 1, vs. Long Beach State (11/29/29)

Season: 1, vs. Long Beach State (11/29/29)

## STEALS

Career: 1, 8x - last at Duke (1/11/20)

Season: 1, 8x - last at Duke (1/11/20)

## MINUTES

Career: 27, vs. Boston College (1/19/20)

Season: 27, vs. Boston College (1/19/20)

## SEASON HIGHLIGHTS

- Had seven points at No. 2 Duke (Jan. 11)
- Scored eight points vs. No. 10 Florida State (Jan. 8)
- Had nine points and three assists vs. No. 23 Xavier (Dec. 14)
- Scored nine points vs. NC State (Dec. 7)
- Had four points, five rebounds and four assists vs. Long Beach State (Nov. 29)
- Had four points and three assists at Davidson (Nov. 22)
- Had four points and three assists vs. UNC Asheville (Nov. 13)
- Had six points and three assists in home debut vs. Columbia (Nov. 10)
- Made collegiate debut at Boston College (Nov. 6)

## GAME-BY-GAME STATS

Opponent	MP	FG-A	3G-A	FT-A	O-D-T	PF	A	TO	BS	ST	TP
at Boston College	3	0-0	0-0	0-0	0-0-0	0	0	0	0	0	0
Columbia	19	2-3	0-0	2-2	0-1-1	2	3	2	0	1	6
UNC Asheville	16	1-2	0-0	2-4	0-1-1	3	3	1	0	0	4
at Charlotte	8	0-1	0-0	0-2	0-1-1	1	0	1	0	0	0
at Davidson	25	2-8	0-2	0-0	0-3-3	2	3	2	0	0	4
vs. Charleston	13	1-4	0-1	0-0	0-1-1	0	0	2	0	1	2
vs. Long Beach St	19	2-3	0-0	0-0	0-5-5	1	4	2	1	1	4
vs. Arizona					-DNP-						
at Penn State	18	1-6	0-0	2-3	0-2-2	0	2	4	0	0	4
NC State	17	2-7	0-0	5-8	0-1-1	2	2	0	0	1	9
Xavier	18	3-5	2-2	1-2	0-2-2	2	3	2	0	1	9
NC A&T	17	2-6	0-2	0-3	0-0-0	0	1	2	0	1	4
at Pitt	7	0-0	0-0	0-0	0-0-0	1	0	2	0	0	0
Florida State	20	3-6	1-2	1-2	0-1-1	3	1	3	0	1	8
at Duke	21	3-5	1-1	0-3	1-0-1	1	0	1	0	1	7
Virginia Tech	14	2-3	1-1	0-1	0-2-2	2	0	3	0	0	5
Boston College	27	0-2	0-0	1-2	0-3-3	2	3	2	0	0	1

\* game started

## CAREER STATISTICS

Year	G-GS	Min-Avg.	FG-FGA	Pct.	3FG-3FGA	Pct.	FT-FTA	Pct.	Off-Def.	Reb-Avg.	PF-DQ	Ast	TO	Blk	Stl	Pts-Avg
2019-20	16-0	262-16.4	24-61	.393	5-11	.455	14-32	.438	1-23	24-1.5	22-0	25	29	1	8	67-4.2
ACC	7-0	109-15.4	10-23	.435	3-4	.750	7-16	.438	1-7	8-1.1	11-0	6	11	0	3	30-4.3
CAREER	16-0	262-16.4	24-61	.393	5-11	.455	14-32	.438	1-23	24-1.5	22-0	25	29	1	8	67-4.2
ACC	7-0	109-15.4	10-23	.435	3-4	.750	7-16	.438	1-7	8-1.1	11-0	6	11	0	3	30-4.3



11

## TORREY JOHNSON

GUARD | GRADUATE | 6-3 | 175 | CHICAGO, IL | MORGAN PARK | NORTHERN ARIZONA

6.3 PPG | 1.8 RPG | 1.1 APG | 82% FT | 24.3 MPG

## SEASON/CAREER HIGHS

## POINTS

Career: 33, at North Dakota (2/17/18) ^

Season: 15, at Davidson (11/22/19)

## REBOUNDS

Career: 10, at Washington State (11/13/15) ^

Season: 5, vs. Florida State (1/8/19)

## FIELD GOALS

Career: 10, at North Dakota (2/17/18) ^

Season: 5, at Davidson (11/22/19)

## FIELD GOAL ATTEMPTS

Career: 19, vs. Hampton (11/23/17) ^

Season: 8, 2x - last at Duke (1/11/20)

## 3-POINTERS

Career: 5, 2x - last at North Dakota (2/17/18) ^

Season: 2, at Davidson (11/22/19)

## 3-POINT ATTEMPTS

Career: 9, vs. Idaho (1/20/18) ^

Season: 4, 2x - last vs. Long Beach State (11/29/29)

## FREE THROWS

Career: 10, 2x - last at Kansas State (11/20/17) ^

Season: 6, 2x - last at Pitt (1/4/20)

## FREE THROW ATTEMPTS

Career: 13, at Kansas State (11/20/17) ^

Season: 6, 3x - last at Duke (1/11/20)

## ASSISTS

Career: 5, 3x - last at Montana State (1/25/18) ^

Season: 4, vs. Long Beach State (11/29/29)

## TURNOVERS

Career: 9, at Kansas State (11/20/17) ^

Season: 4, vs. Boston College (1/19/20)

## BLOCKS

Career: 1, 3x - last vs. Syracuse (3/2/19)

Season: --

## STEALS

Career: 4, at Southern Utah (1/13/18) ^

Season: 2, 3x - last vs. NC A&amp;T (12/21/19)

## MINUTES

Career: 46, vs. Montana (12/31/15) ^

Season: 37, vs. Virginia Tech (1/14/20)

^ at Northern Arizona

## SEASON HIGHLIGHTS

- Had 13 points at No. 2 Duke (Jan. 11)
- Had 12 points (3-4 FG, 6-6 FT) at Pitt (Jan. 4)
- Scored eight points vs. NC State (Dec. 7)
- Had 11 points and four assists vs. Long Beach State (Nov. 29)
- Had 13 points vs. Charleston (Nov. 28)
- Scored a Wake high 15 points (5-6 FG, 2-2 3FG) at Davidson (Nov. 22)

## GAME-BY-GAME STATS

Opponent	MP	FG-A	3G-A	FT-A	O-D-T	PF	A	TO	BS	ST	TP
at Boston College	13	0-1	0-1	0-0	0-0-0	2	2	1	0	0	0
Columbia	9	0-1	0-0	0-0	0-1-1	1	0	0	0	0	0
UNC Asheville	12	0-2	0-0	0-1	1-0-1	2	1	1	0	0	0
at Charlotte	6	1-1	1-1	0-0	0-0-0	1	0	1	0	2	3
at Davidson*	32	5-6	2-2	3-4	0-3-3	1	0	1	0	2	15
vs. Charleston*	29	4-7	1-4	4-5	0-1-1	1	2	2	0	0	13
vs. Long Beach St*	30	2-7	1-4	6-6	3-0-3	2	4	1	0	1	11
vs. Arizona*	33	3-8	1-2	1-1	0-0-0	4	1	1	0	1	8
at Penn State*	18	1-3	0-0	2-2	1-1-2	1	1	1	0	1	4
NC State	26	3-7	0-0	2-2	0-2-2	5	0	2	0	1	8
Xavier	19	0-3	0-0	0-1	1-0-1	0	0	1	0	0	0
NC A&T	27	1-4	0-3	0-0	0-4-4	3	1	3	0	2	2
at Pitt	24	3-4	0-1	6-6	0-1-1	1	1	2	0	0	12
Florida State*	36	1-7	1-3	4-4	0-5-5	3	1	2	0	0	7
at Duke*	29	4-8	1-1	4-6	0-1-1	3	1	2	0	0	13
Virginia Tech*	37	2-5	1-3	2-2	2-1-3	3	2	1	0	0	7
Boston College*	32	1-6	0-3	2-4	0-2-2	3	1	4	0	0	4

\* game started

## CAREER STATISTICS

Year	G-GS	Min-Avg.	FG-FGA	Pct.	3FG-3FGA	Pct.	FT-FTA	Pct.	Off-Def.	Reb-Avg.	PF-DQ	Ast	TO	Blk	Stl	Pts-Avg
2015-16	29-26	843-29.1	92-202	.455	15-43	.349	71-108	.657	22-54	76-2.6	81-3	46	47	2	18	270-9.3
Big Sky	18-15	548-30.4	54-118	.458	12-31	.387	51-75	.680	12-32	44-2.4	54-3	30	29	1	10	171-9.5
2017-18	31-22	834-26.9	103-273	.377	28-87	.322	123-159	.774	21-48	69-2.2	62-0	50	82	0	33	357-11.5
Big Sky	18-14	516-28.7	71-165	.430	23-57	.404	79-103	.767	13-31	44-2.4	42-0	26	41	0	22	244-13.6
2018-19	26-9	566-21.8	42-113	.372	14-41	.341	55-71	.775	4-42	46-1.8	53-2	36	43	1	15	153-5.9
ACC	13-2	269-20.7	19-54	.352	9-24	.375	23-30	.767	3-20	23-1.8	26-1	17	28	1	6	70-5.4
2019-20	17-9	413-24.3	31-80	.388	9-28	.321	36-44	.818	8-22	30-1.8	36-1	18	26	0	10	107-6.3
ACC	7-4	197-28.2	14-38	.368	3-12	.250	20-24	.833	2-12	14-2.0	20-1	8	14	0	1	51-7.3
CAREER	103-66	2658-25.8	268-668	.401	66-199	.332	285-382	.746	55-166	221-2.1	232-6	150	198	3	76	887-8.6
Conf.	56-35	1531-27.3	158-375	.421	47-124	.379	173-232	.746	30-95	125-2.2	142-5	81	112	2	39	536-9.6





13

## ANDRIEN WHITE

GUARD | R-SENIOR | 6-3 | 200 | RICHMOND, VA | QUALITY EDUCATION ACADEMY | CHARLOTTE

8.1 PPG | 3.6 RPG | 1.7 APG | 41% 3FG | 72% FT | 23.1 MPG

## SEASON/CAREER HIGHS

## POINTS

Career: 30, 2x - last at East Carolina (12/18/17) ^

Season: 14, vs. Virginia Tech (1/14/20)

## REBOUNDS

Career: 11, 3x - last at Marshall (2/24/18) ^

Season: 6, 3x - last vs. Xavier (12/14/19)

## FIELD GOALS

Career: 10, at East Carolina (12/18/17) ^

Season: 5, 2x - last vs. Virginia Tech (1/14/20)

## FIELD GOAL ATTEMPTS

Career: 21, at Rice (1/6/18) ^

Season: 13, vs. Long Beach State (11/29/29)

## 3-POINTERS

Career: 8, 2x - last vs. Marshall (1/21/16) ^

Season: 4, vs. Virginia Tech (1/14/20)

## 3-POINT ATTEMPTS

Career: 13, vs. Newberry (11/11/16) ^

Season: 7, 3x - last vs. Boston College (1/19/20)

## FREE THROWS

Career: 12, vs. Davidson (11/28/17) ^

Season: 7, vs. Xavier (12/14/19)

## FREE THROW ATTEMPTS

Career: 13, vs. Davidson (11/28/17) ^

Season: 8, vs. Xavier (12/14/19)

## ASSISTS

Career: 6, at Louisiana Tech (1/9/16) ^

Season: 4, vs. NC A&amp;T (12/21/19)

## TURNOVERS

Career: 7, vs. Charleston (11/18/17) ^

Season: 5, 2x - last at Davidson (11/22/19)

## BLOCKS

Career: 3, vs. Appalachian State (11/28/16) ^

Season: 1, vs. NC A&amp;T (12/21/19)

## STEALS

Career: 5, 2x - last at Rice (3/3/16) ^

Season: 2, 3x - last vs. NC State (12/7/19)

## MINUTES

Career: 41, vs. Louisiana Tech (1/9/16) ^

Season: 31, at Charlotte (11/17/19)

^ at Charlotte

## SEASON HIGHLIGHTS

- Had 14 points (4-7 3FG) vs. Virginia Tech (Jan. 14)
- Scored nine points (all in second half) at Pitt (Jan. 4)
- Had 13 points and six rebounds vs. No. 23 Xavier (Dec. 14)
- Scored 10 points at Penn State (Dec. 4)
- Had 12 points, six rebounds and three assists vs. Long Beach State (Nov. 29)
- Scored 11 points (4-5 FG, 3-4 3FG) at Davidson (Nov. 22)
- Had 10 points in his return to Charlotte (Nov. 17)
- Scored 13 points vs. UNC Asheville (Nov. 13)
- Had seven points and six rebounds vs. Columbia (Nov. 10)
- Made Wake Forest debut in season-opener at Boston College (Nov. 6)

## GAME-BY-GAME STATS

Opponent	MP	FG-A	3G-A	FT-A	O-D-T	PF	A	TO	BS	ST	TP
at Boston College*	16	0-2	0-0	1-2	1-3-4	5	0	2	0	0	1
Columbia*	22	3-9	1-3	0-0	0-6-6	1	1	2	0	1	7
UNC Asheville*	25	4-5	2-3	3-4	0-3-3	1	3	5	0	1	13
at Charlotte*	31	4-11	2-5	0-0	2-1-3	0	2	1	0	2	10
at Davidson*	26	4-5	3-4	0-0	0-5-5	0	2	5	0	1	11
vs. Charleston*	26	1-2	1-1	1-2	0-5-5	2	0	1	0	0	4
vs. Long Beach St*	26	5-13	2-7	0-0	1-5-6	2	3	2	0	2	12
vs. Arizona*	20	1-5	1-3	2-2	0-3-3	3	2	1	0	1	5
at Penn State*	21	4-8	2-4	0-0	0-1-1	3	0	1	0	0	10
NC State*	19	0-5	0-4	2-4	0-2-2	0	3	3	0	2	2
Xavier*	28	3-5	0-2	7-8	0-6-6	2	3	2	0	1	13
NC A&T*	12	2-3	2-3	0-0	0-3-3	5	4	0	1	0	6
at Pitt*	26	3-8	3-6	0-1	0-2-2	2	3	1	0	1	9
Florida State*	26	3-10	1-4	2-2	0-4-4	5	0	3	0	0	9
at Duke*	20	1-4	0-3	0-0	0-0-0	2	1	2	0	1	2
Virginia Tech*	25	5-11	4-7	0-0	1-4-5	4	1	4	0	0	14
Boston College*	24	3-8	3-7	0-0	0-4-4	3	1	3	0	0	9

\* game started

## CAREER STATISTICS

Year	G-GS	Min-Avg.	FG-FGA	Pct.	3FG-3FGA	Pct.	FT-FTA	Pct.	Off-Def.	Reb-Avg.	PF-DQ	Ast	TO	Blk	Stl	Pts-Avg
2015-16	33-31	863-26.2	117-283	.413	67-165	.406	53-79	.671	18-93	111-3.4	98-6	35	42	6	53	354-10.7
CUSA	18-18	516-28.7	72-167	.431	47-106	.443	29-44	.659	8-57	65-3.6	56-5	21	19	4	28	220-12.2
2016-17	29-20	692-23.9	102-247	.413	59-148	.399	66-88	.750	22-95	117-4.0	66-2	30	48	11	42	329-11.3
CUSA	17-9	395-23.2	55-124	.444	24-64	.375	37-51	.725	15-58	73-4.3	45-2	19	30	6	21	171-10.1
2017-18	25-22	682-27.3	118-276	.428	43-133	.323	96-120	.800	26-95	121-4.8	73-3	31	47	6	42	375-15.0
CUSA	14-12	425-30.4	76-180	.422	23-80	.288	62-76	.816	16-55	71-5.1	42-1	20	27	5	28	237-16.9
2019-20	17-17	393-23.1	46-114	.404	27-66	.409	18-25	.720	5-57	62-3.6	40-3	29	38	1	13	137-8.1
ACC	7-7	156-22.2	15-48	.313	11-31	.355	5-9	.556	2-19	21-3.0	21-2	9	18	0	4	46-6.6
CAREER	104-90	2630-25.3	383-920	.416	196-512	.383	233-312	.747	71-340	411-4.0	277-14	125	175	24	150	1195-11.5
Conf.	56-46	1492-26.6	218-519	.420	105-281	.374	133-180	.739	41-189	230-4.1	164-10	69	94	15	81	674-12.0



# 20

# MICHAEL WYNN

GUARD | SOPHOMORE | 6-6 | 210 | ALBANY, NY | LIBERTY HEIGHTS ATHLETIC INSTITUTE

1.6 PPG | 0.8 RPG | 58% FG | 4.8 MPG

## SEASON/CAREER HIGHS

### POINTS

Career: 11, at Miami (1/12/19)  
Season: 8, at Penn State (12/4/19)

### REBOUNDS

Career: 4, 2x - last vs. North Carolina (2/16/19)  
Season: 2, 3x - last at Duke (1/11/20)

### FIELD GOALS

Career: 4, at Miami (1/12/19)  
Season: 3, at Penn State (12/4/19)

### FIELD GOAL ATTEMPTS

Career: 10, vs. North Carolina (2/16/19)  
Season: 3, 2x - last at Duke (1/11/20)

### 3-POINTERS

Career: 2, 2x - last vs. Boston College (1/26/19)  
Season: 1, at Penn State (12/4/19)

### 3-POINT ATTEMPTS

Career: 7, at Miami (1/12/19)  
Season: 1, 4x - last vs. Virginia Tech (1/14/20)

### FREE THROWS

Career: 5, at Virginia Tech (1/19/19)  
Season: 1, 3x - last at Penn State (12/4/19)

### FREE THROW ATTEMPTS

Career: 6, at Virginia Tech (1/19/19)  
Season: 2, 4x - last at Penn State (12/4/19)

### ASSISTS

Career: 1, 5x - last at Duke (1/11/20)  
Season: 1, at Duke (1/11/20)

### TURNOVERS

Career: 2, 3x - last vs. Virginia Tech (1/14/20)  
Season: 2, vs. Virginia Tech (1/14/20)

### BLOCKS

Career: 1, 3x - last vs. Boston College (1/26/19)  
Season: --

### STEALS

Career: 2, at Miami (1/12/19)  
Season: --

### MINUTES

Career: 20, vs. North Carolina (2/16/19)  
Season: 12, at Duke (1/11/20)

## SEASON HIGHLIGHTS

- Had four points and two rebounds at No. 2 Duke (Jan. 11)
- Scored a season-high eight points (3-3 FG) at Penn State (Dec. 4)
- Had one point and two rebounds vs. Long Beach State (Nov. 29)
- Had two points and two rebounds at Davidson (Nov. 22)
- Scored one point vs. Columbia (Nov. 10)

## GAME-BY-GAME STATS

Opponent	MP	FG-A	3G-A	FT-A	O-D-T	PF	A	TO	BS	ST	TP
at Boston College	5	0-1	0-0	0-0	1-0-1	0	0	0	0	0	0
Columbia	4	0-0	0-0	1-2	0-1-1	0	0	0	0	0	1
UNC Asheville	1	0-0	0-0	0-2	0-0-0	0	0	1	0	0	0
at Charlotte					--DNP--						
at Davidson	5	1-2	0-1	0-0	2-0-2	2	0	1	0	0	2
vs. Charleston	2	0-0	0-0	0-0	0-0-0	0	0	0	0	0	0
vs. Long Beach St	3	0-0	0-0	1-2	2-0-2	0	0	0	0	0	1
vs. Arizona					--DNP--						
at Penn State	5	3-3	1-1	1-2	1-0-1	1	0	0	0	0	8
NC State					--DNP--						
Xavier	9	0-1	0-1	0-0	0-0-0	2	0	0	0	0	0
NC A&T	2	0-0	0-0	0-0	0-0-0	0	0	0	0	0	0
at Pitt					--DNP--						
Florida State					--DNP--						
at Duke	12	2-3	0-0	0-0	1-1-2	2	1	1	0	0	4
Virginia Tech	5	1-2	0-1	0-0	0-0-0	1	0	2	0	0	2
Boston College					--DNP--						

## CAREER STATISTICS

Year	G-GS	Min-Avg.	FG-FGA	Pct.	3FG-3FGA	Pct.	FT-FTA	Pct.	Off-Def.	Reb-Avg.	PF-DQ	Ast	TO	Blk	Stl	Pts-Avg
2018-19	27-0	177-6.6	16-65	.246	9-40	.225	11-13	.846	13-11	24-0.9	17-0	4	7	3	3	52-1.9
ACC	18-0	147-8.2	15-57	.263	8-35	.229	11-13	.846	12-6	18-1.0	16-0	2	7	2	3	49-2.7
2019-20	11-0	53-4.8	7-12	.583	1-4	.250	3-8	.375	7-2	9-0.8	8-0	1	5	0	0	18-1.6
ACC	3-0	23-7.7	3-6	.500	0-1	.000	0-0	.000	2-1	3-1.0	3-0	1	3	0	0	6-2.0
CAREER	38-0	228-6.0	23-77	.299	10-44	.227	14-21	.667	20-13	33-0.9	25-0	5	12	3	3	70-1.8
ACC	21-0	170-8.1	18-63	.286	8-36	.222	11-13	.846	14-7	21-1.0	19-0	3	10	2	3	55-2.6



# 23

# CHAUNDEE BROWN

GUARD | JUNIOR | 6-5 | 215 | ORLANDO, FL | THE FIRST ACADEMY

13.3 PPG | 6.5 RPG | 1.6 APG | 46% FG | 85% FT | 29.6 MPG

## SEASON/CAREER HIGHS

### POINTS

Career: 26, vs. Xavier (12/14/19)

Season: 26, vs. Xavier (12/14/19)

### REBOUNDS

Career: 14, vs. Miami (2/26/19)

Season: 12, at Boston College (11/6/19)

### FIELD GOALS

Career: 11, vs. Xavier (12/14/19)

Season: 11, vs. Xavier (12/14/19)

### FIELD GOAL ATTEMPTS

Career: 20, vs. NC A&T (12/21/19)

Season: 20, vs. NC A&T (12/21/19)

### 3-POINTERS

Career: 6, at Boston College (1/6/18)

Season: 2, 3x - last at Pitt (1/4/20)

### 3-POINT ATTEMPTS

Career: 9, 2x - last vs. Miami (2/26/19)

Season: 7, at Pitt (1/4/20)

### FREE THROWS

Career: 11, vs. UNC Asheville (11/13/19)

Season: 11, vs. UNC Asheville (11/13/19)

### FREE THROW ATTEMPTS

Career: 11, 2x - last vs. UNC Asheville (11/13/19)

Season: 11, 2x - last vs. UNC Asheville (11/13/19)

### ASSISTS

Career: 5, vs. Duke (1/23/18)

Season: 4, 2x - last vs. NC A&T (12/21/19)

### TURNOVERS

Career: 5, at Louisville (1/27/18)

Season: 3, 2x - last vs. NC State (12/7/19)

### BLOCKS

Career: 2, vs. Gardner-Webb (12/29/18)

Season: --

### STEALS

Career: 2, 4x - last vs. Syracuse (3/2/19)

Season: 1, 5x - last at Pitt (1/4/20)

### MINUTES

Career: 39, vs. Pitt (2/5/19)

Season: 38, at Charlotte (11/17/19)

## SEASON HIGHLIGHTS

- Missed the last four games due to injury
- Had 25 points and 10 rebounds for fourth career double-double vs. NC A&T (Dec. 21)
- ACC Player of the Week (Dec. 16) after performance vs. Xavier
- Scored a career-high 26 points (11-16 FG) vs. No. 23 Xavier (Dec. 14)
- Had 13 points (9-9 FT) vs. Long Beach State (Nov. 29)
- Missed Davidson game (Nov. 22) due to injury
- Had 23 points (6-8 FG, 11-11 FT) and 11 rebounds vs. UNC Asheville (Nov. 13) for third career double-double
- Had 20 points and nine rebounds vs. Columbia (Nov. 10)
- Had eight points and 12 rebounds in the season-opener at Boston College (Nov. 6)

## GAME-BY-GAME STATS

Opponent	MP	FG-A	3G-A	FT-A	O-D-T	PF	A	TO	BS	ST	TP
at Boston College*	31	4-12	0-2	0-0	0-12-12	2	1	2	0	1	8
Columbia*	31	6-9	0-1	8-11	3-6-9	2	1	1	0	0	20
UNC Asheville*	32	6-8	0-0	11-11	4-7-11	5	2	2	0	0	23
at Charlotte*	38	4-11	2-4	2-2	1-6-7	2	2	3	0	1	12
at Davidson					--INJ--						
vs. Charleston	24	1-9	0-2	3-4	2-1-3	3	2	1	0	1	5
vs. Long Beach St	20	2-5	0-0	9-9	1-0-1	4	2	2	0	0	13
vs. Arizona	27	4-9	1-1	0-0	0-5-5	1	4	0	0	0	9
at Penn State	22	1-3	0-0	0-0	1-3-4	2	1	1	0	1	2
NC State*	32	3-5	1-2	0-0	0-3-3	3	0	3	0	0	7
Xavier*	34	11-16	2-4	2-2	1-5-6	2	0	2	0	0	26
NC A&T*	35	9-20	1-3	6-8	6-4-10	1	4	1	0	0	25
at Pitt*	30	4-12	2-7	0-1	1-6-7	2	0	2	0	1	10
Florida State					--INJ--						
at Duke					--INJ--						
Virginia Tech					--INJ--						
Boston College					--INJ--						

\* game started

## CAREER STATISTICS

Year	G-GS	Min-Avg.	FG-FGA	Pct.	3FG-3FGA	Pct.	FT-FTA	Pct.	Off-Def.	Reb-Avg.	PF-DQ	Ast	TO	Blk	Stl	Pts-Avg
2017-18	30-29	627-20.9	88-214	.411	27-79	.342	25-31	.806	27-64	91-3.0	42-0	34	37	5	7	228-7.6
ACC	18-17	377-20.9	57-128	.445	16-42	.381	11-16	.688	15-35	50-2.8	27-0	21	22	3	3	141-7.8
2018-19	31-30	901-29.1	129-316	.408	43-133	.323	68-81	.840	53-101	154-5.0	56-1	38	48	6	21	369-11.9
ACC	18-17	532-29.6	79-198	.399	22-76	.289	38-43	.884	33-61	94-5.2	33-1	21	29	1	13	218-12.1
2019-20	12-8	355-29.6	55-119	.462	9-26	.346	41-48	.854	20-58	78-6.5	29-1	19	20	0	5	160-13.3
ACC	3-3	93-31.0	11-28	.393	3-10	.300	0-1	.000	1-21	22-7.3	7-0	1	7	0	2	25-8.3
CAREER	73-67	1883-25.8	272-649	.419	79-238	.332	134-160	.838	100-223	323-4.4	127-2	91	105	11	33	757-10.4
ACC	39-37	1002-25.7	147-355	.414	41-129	.318	49-60	.817	49-117	166-4.3	67-1	43	58	4	18	384-9.8



25

ISMAEL MASSOUD

FORWARD | FRESHMAN | 6-8 | 200 | EAST HARLEM, N.Y. | MACDUFFIE SCHOOL

4.8 PPG | 2.5 RPG | 40% 3FG | 71% FT | 10.7 MPG

SEASON/CAREER HIGHS

POINTS

Career: 14, 2x - last vs. Boston College (1/19/20)  
Season: 14, 2x - last vs. Boston College (1/19/20)

REBOUNDS

Career: 6, 2x - last vs. Boston College (1/19/20)  
Season: 6, 2x - last vs. Boston College (1/19/20)

FIELD GOALS

Career: 5, vs. Boston College (1/19/20)  
Season: 5, vs. Boston College (1/19/20)

FIELD GOAL ATTEMPTS

Career: 11, vs. Boston College (1/19/20)  
Season: 11, vs. Boston College (1/19/20)

3-POINTERS

Career: 3, at Pitt (1/4/20)  
Season: 3, at Pitt (1/4/20)

3-POINT ATTEMPTS

Career: 6, 2x - last vs. Boston College (1/19/20)  
Season: 6, 2x - last vs. Boston College (1/19/20)

FREE THROWS

Career: 3, at Pitt (1/4/20)  
Season: 3, at Pitt (1/4/20)

FREE THROW ATTEMPTS

Career: 5, at Pitt (1/4/20)  
Season: 5, at Pitt (1/4/20)

ASSISTS

Career: 2, vs. Boston College (1/19/20)  
Season: 2, vs. Boston College (1/19/20)

TURNOVERS

Career: 3, at Penn State (12/4/19)  
Season: 3, at Penn State (12/4/19)

BLOCKS

Career: 1, 6x - last vs. Boston College (1/19/20)  
Season: 1, 6x - last vs. Boston College (1/19/20)

STEALS

Career: 2, at Penn State (12/4/19)  
Season: 2, at Penn State (12/4/19)

MINUTES

Career: 28, vs. Boston College (1/19/20)  
Season: 28, vs. Boston College (1/19/20)

SEASON HIGHLIGHTS

- Tied career highs with 14 points and six rebounds vs. Boston College (Jan. 19)
- Had a season-high 14 points (3-6 3FG) and three rebounds at Pitt (Jan. 4)
- Scored eight points vs. NC A&T (Dec. 21)
- Had two points and a season-high six rebounds at Penn State (Dec. 4)
- Scored five points vs. Charleston (Nov. 28)
- Had six points and three rebounds at Davidson (Nov. 22)
- Had eight points (2-4 3FG), including game-tying three to force overtime at Charlotte (Nov. 17)
- Had three points vs. UNC Asheville (Nov. 13)
- Scored four points vs. Columbia (Nov. 10)
- Made collegiate debut in the season-opener at Boston College (Nov. 6)

GAME-BY-GAME STATS

Opponent	MP	FG-A	3G-A	FT-A	O-D-T	PF	A	TO	BS	ST	TP
at Boston College	6	0-0	0-0	0-0	1-1-2	1	0	1	1	0	0
Columbia	4	1-1	1-1	1-2	0-0-0	0	0	0	0	0	4
UNC Asheville	4	1-2	1-2	0-0	0-1-1	0	0	0	0	0	3
at Charlotte	13	3-5	2-4	0-0	0-2-2	0	0	1	1	0	8
at Davidson	17	2-5	2-4	0-0	0-3-3	0	0	1	0	0	6
vs. Charleston	11	2-6	1-3	0-0	1-1-2	0	0	0	1	0	5
vs. Long Beach St	8	0-5	0-2	2-2	2-1-3	1	0	0	0	0	2
vs. Arizona	5	0-1	0-1	0-0	0-2-2	1	0	0	0	0	0
at Penn State	16	0-3	0-2	2-4	2-4-6	0	0	3	1	2	2
NC State	2	0-0	0-0	0-0	0-0-0	0	0	0	0	0	0
Xavier	7	1-3	1-2	0-0	0-3-3	1	1	1	0	1	3
NC A&T	11	3-5	2-4	0-0	0-2-2	0	0	0	0	0	8
at Pitt	17	4-8	3-6	3-5	0-3-3	0	0	0	1	0	14
Florida State	12	2-4	1-2	0-0	0-1-1	2	0	1	0	0	5
at Duke	15	1-5	1-3	0-0	0-3-3	0	0	2	0	0	3
Virginia Tech	7	1-2	0-1	2-2	0-3-3	1	0	0	0	0	4
Boston College	28	5-11	2-6	2-2	0-6-6	2	2	1	1	0	14

\* game started

CAREER STATISTICS

Year	G-GS	Min-Avg.	FG-FGA	Pct.	3FG-3FGA	Pct.	FT-FTA	Pct.	Off-Def.	Reb-Avg.	PF-DQ	Ast	TO	Blk	Stl	Pts-Avg
2019-20	17-0	183-10.7	26-66	.394	17-43	.395	12-17	.706	6-36	42-2.5	9-0	3	12	6	3	81-4.8
ACC	7-0	86-12.3	13-30	.433	7-18	.389	7-9	.778	1-17	18-2.6	6-0	2	6	3	0	40-5.7
CAREER	17-0	183-10.7	26-66	.394	17-43	.395	12-17	.706	6-36	42-2.5	9-0	3	12	6	3	81-4.8
ACC	7-0	86-12.3	13-30	.433	7-18	.389	7-9	.778	1-17	18-2.6	6-0	2	6	3	0	40-5.7





# 30

# OLIVIER SARR

CENTER | JUNIOR | 7-0 | 255 | TOULOUSE, FRANCE | INSEP

12.8 PPG | 9.4 RPG | 1.1 BPG | 52% FG | 80% FT | 25.8 MPG

## SEASON/CAREER HIGHS

### POINTS

Career: 21, 2x - last vs. Arizona (12/1/19)

Season: 21, 2x - last vs. Arizona (12/1/19)

### REBOUNDS

Career: 14, vs. Charleston (11/28/19)

Season: 14, vs. Charleston (11/28/19)

### FIELD GOALS

Career: 9, vs. UNC Asheville (11/13/19)

Season: 9, vs. UNC Asheville (11/13/19)

### FIELD GOAL ATTEMPTS

Career: 12, 2x - last vs. Virginia Tech (1/14/20)

Season: 12, vs. Virginia Tech (1/14/20)

### 3-POINTERS

Career: 1, 11x - last at Duke (1/11/20)

Season: 1, at Duke (1/11/20)

### 3-POINT ATTEMPTS

Career: 3, 4x - last at Virginia (1/22/19)

Season: 1, 3x - last at Duke (1/11/20)

### FREE THROWS

Career: 9, vs. Arizona (12/1/19)

Season: 9, vs. Arizona (12/1/19)

### FREE THROW ATTEMPTS

Career: 12, vs. Arizona (12/1/19)

Season: 12, vs. Arizona (12/1/19)

### ASSISTS

Career: 4, at Pitt (1/4/20)

Season: 4, at Pitt (1/4/20)

### TURNOVERS

Career: 5, 3x - last at Notre Dame (2/19/19)

Season: 4, at Boston College (11/6/19)

### BLOCKS

Career: 5, at Charlotte (11/17/19)

Season: 5, at Charlotte (11/17/19)

### STEALS

Career: 4, vs. NC A&T (12/21/19)

Season: 4, vs. NC A&T (12/21/19)

### MINUTES

Career: 33, 2x - last vs. Virginia Tech (1/14/20)

Season: 33, 2x - last vs. Virginia Tech (1/14/20)

## SEASON HIGHLIGHTS

- Became first Deac since 2013-14 with first half double-double (10p/10r) and finished with 14 points and 13 rebounds vs. Boston College (Jan. 19), his sixth double-double of the season
- Had 18 points and nine rebounds vs. Virginia Tech (Jan. 14)
- Had 14 points and 10 rebounds at Penn State (Dec. 4)
- ACC Player of the Week (Dec. 2) after performance at Wooden Legacy vs. Charleston, Long Beach State & Arizona
- Wooden Legacy All-Tournament Team after avergaing 17.0 points and 11.7 rebounds over three games
- Tied a career-high 21 points and had 13 rebounds vs. No. 14 Arizona (Dec. 1)
- Had 16 points and eight rebounds vs. Long Beach State (Nov. 29)
- Had 14 points and a career-high 14 rebounds vs. Charleston for second straight double-double (Nov. 28)
- Had 15 points (all in second half) and 12 rebounds for first career double-double at Davidson (Nov. 22)
- Had seven points, 13 rebounds and a career-high five blocks at Charlotte (Nov. 17)
- Scored a career-high 21 points (9-9 FG) and had eight rebounds vs. UNC Asheville (Nov. 13)

## GAME-BY-GAME STATS

Opponent	MP	FG-A	3G-A	FT-A	O-D-T	PF	A	TO	BS	ST	TP
at Boston College*	19	1-7	0-0	2-4	3-2-5	3	0	4	0	0	4
Columbia*	19	2-7	0-0	3-4	2-1-3	1	0	1	0	0	7
UNC Asheville	25	9-9	0-0	3-4	2-6-8	3	0	1	2	0	21
at Charlotte	32	2-9	0-0	3-4	8-5-13	4	3	2	5	0	7
at Davidson	27	6-10	0-1	3-4	2-10-12	4	1	1	2	0	15
vs. Charleston	21	4-6	0-0	6-8	3-11-14	2	1	1	1	0	14
vs. Long Beach St	26	6-11	0-0	4-4	4-4-8	2	0	3	1	1	16
vs. Arizona	31	6-10	0-1	9-12	5-8-13	3	1	2	0	0	21
at Penn State	21	3-9	0-0	8-9	3-7-10	4	0	2	0	0	14
NC State	29	3-5	0-0	6-8	1-8-9	2	1	2	0	1	12
Xavier					--INJ--						
NC A&T	33	3-5	0-0	7-9	2-8-10	2	1	1	2	4	13
at Pitt	26	2-3	0-0	2-2	1-6-7	4	4	2	2	1	6
Florida State	23	2-2	0-0	6-8	2-5-7	4	0	1	0	0	10
at Duke	21	4-7	1-1	4-4	0-9-9	4	0	1	0	0	13
Virginia Tech	33	6-12	0-0	6-8	1-8-9	3	2	1	2	1	18
Boston College	26	4-9	0-0	6-6	2-11-13	3	2	1	0	0	14

\* game started

## CAREER STATISTICS

Year	G-GS	Min-Avg.	FG-FGA	Pct.	3FG-3FGA	Pct.	FT-FTA	Pct.	Off-Def.	Reb-Avg.	PF-DQ	Ast	TO	Blk	Stl	Pts-Avg
2017-18	30-0	453-15.1	32-92	.348	6-24	.250	27-45	.600	30-59	89-3.0	76-2	11	32	21	10	97-3.2
ACC	18-0	279-15.5	22-62	.355	4-15	.267	14-27	.519	20-34	54-3.0	53-2	6	19	12	5	62-3.4
2018-19	25-16	540-21.6	54-114	.474	4-16	.250	43-61	.705	58-79	137-5.5	72-2	12	37	25	10	155-6.2
ACC	13-9	295-22.7	31-62	.500	3-10	.300	12-19	.632	32-43	75-5.8	32-0	6	14	11	4	77-5.9
2019-20	16-3	413-25.8	63-121	.521	1-3	.333	78-98	.796	41-109	150-9.4	48-0	16	26	17	8	205-12.8
ACC	7-2	177-25.2	22-45	.489	1-1	1.000	32-40	.800	10-49	59-8.4	23-0	9	12	4	3	77-11.0
CAREER	71-19	1409-19.9	149-327	.456	11-43	.256	148-204	.725	129-247	376-5.3	196-4	39	95	63	28	457-6.4
ACC	38-11	749-19.7	75-169	.444	8-26	.308	58-86	.674	62-126	188-4.9	108-2	21	45	27	12	216-5.7



# 33

# ODY OGUAMA

FORWARD | FRESHMAN | 6-9 | 205 | RALEIGH, N.C. | WOODSTOCK ACADEMY

3.2 PPG | 4.2 RPG | 1.0 BPG | 62% FG | 15.2 MPG

## SEASON/CAREER HIGHS

### POINTS

Career: 16, vs. Boston College (1/19/20)

Season: 16, vs. Boston College (1/19/20)

### REBOUNDS

Career: 10, vs. Boston College (1/19/20)

Season: 10, vs. Boston College (1/19/20)

### FIELD GOALS

Career: 6, vs. Boston College (1/19/20)

Season: 6, vs. Boston College (1/19/20)

### FIELD GOAL ATTEMPTS

Career: 9, vs. Boston College (1/19/20)

Season: 9, vs. Boston College (1/19/20)

### 3-POINTERS

Career: --

Season: --

### 3-POINT ATTEMPTS

Career: --

Season: --

### FREE THROWS

Career: 4, vs. Boston College (1/19/20)

Season: 4, vs. Boston College (1/19/20)

### FREE THROW ATTEMPTS

Career: 8, vs. Boston College (1/19/20)

Season: 8, vs. Boston College (1/19/20)

### ASSISTS

Career: 1, 2x - last vs. Virginia Tech (1/14/20)

Season: 1, 2x - last vs. Virginia Tech (1/14/20)

### TURNOVERS

Career: 3, 2x - last vs. NC A&T (12/21/19)

Season: 3, 2x - last vs. NC A&T (12/21/19)

### BLOCKS

Career: 3, 3x - last vs. Xavier (12/14/19)

Season: 3, 3x - last vs. Xavier (12/14/19)

### STEALS

Career: 1, 6x - last at Duke (1/11/20)

Season: 1, 6x - last at Duke (1/11/20)

### MINUTES

Career: 25, vs. Xavier (12/14/19)

Season: 25, vs. Xavier (12/14/19)

## SEASON HIGHLIGHTS

- Had 16 points (6-9 FG) and 10 rebounds vs. Boston College (Jan. 19) for first career double-double
- Had four points and four rebounds at Pitt (Jan. 4)
- Had three points, six rebounds and three blocks vs. No. 23 Xavier (Dec. 14)
- Had six points and three blocks vs. NC State (Dec. 7)
- Had seven rebounds vs. Long Beach State (Nov. 29)
- Had three blocks at Davidson (Nov. 22)
- Had three points in first career start vs. UNC Asheville (Nov. 13)
- Scored six points vs. Columbia (Nov. 10)
- Had 10 points and seven rebounds in his collegiate debut at Boston College (Nov. 6)

## GAME-BY-GAME STATS

Opponent	MP	FG-A	3G-A	FT-A	O-D-T	PF	A	TO	BS	ST	TP
at Boston College	21	4-6	0-0	2-2	3-4-7	5	0	0	0	0	10
Columbia	17	2-3	0-0	2-2	1-6-7	2	0	0	1	0	6
UNC Asheville*	13	1-1	0-0	1-2	0-1-1	1	0	0	0	0	3
at Charlotte*	11	0-0	0-0	0-0	0-3-3	2	0	0	1	0	0
at Davidson*	11	0-0	0-0	0-0	0-3-3	3	0	0	3	1	0
vs. Charleston*	8	0-0	0-0	2-2	1-0-1	4	1	1	1	0	2
vs. Long Beach St*	14	0-0	0-0	2-2	1-6-7	2	0	0	1	0	2
vs. Arizona*	18	0-1	0-0	0-0	1-4-5	3	0	1	2	1	0
at Penn State*	16	0-1	0-0	0-0	0-3-3	5	0	3	0	1	0
NC State*	11	3-4	0-0	0-0	1-1-2	2	0	1	3	0	6
Xavier*	25	1-1	0-0	1-2	1-5-6	5	0	2	3	1	3
NC A&T*	8	0-0	0-0	0-0	2-0-2	2	0	3	0	1	0
at Pitt*	14	1-1	0-0	2-2	1-3-4	2	0	0	0	0	4
Florida State*	22	0-0	0-0	2-6	2-2-4	1	0	1	1	0	2
at Duke*	18	0-1	0-0	0-1	3-2-5	4	0	1	0	1	0
Virginia Tech*	7	0-1	0-0	0-0	1-0-1	3	1	0	0	0	0
Boston College*	23	6-9	0-0	4-8	6-4-10	2	0	2	1	0	16

\* game started

## CAREER STATISTICS

Year	G-GS	Min-Avg.	FG-FGA	Pct.	3FG-3FGA	Pct.	FT-FTA	Pct.	Off-Def.	Reb-Avg.	PF-DQ	Ast	TO	Blk	Stl	Pts-Avg
2019-20	17-15	258-15.2	18-29	.621	0-0	.000	18-29	.621	24-47	71-4.2	48-3	2	15	17	6	54-3.2
ACC	7-6	117-16.7	14-22	.636	0-0	.000	10-19	.526	17-16	33-4.7	19-1	1	5	5	1	38-5.4
CAREER	17-15	258-15.2	18-29	.621	0-0	.000	18-29	.621	24-47	71-4.2	48-3	2	15	17	6	54-3.2
ACC	7-6	117-16.7	14-22	.636	0-0	.000	10-19	.526	17-16	33-4.7	19-1	1	5	5	1	38-5.4

## 2019-20 PHOTO ROSTER



**BRANDON CHILDRESS**  
Sr. / 6-0 / 195 / G  
Winston-Salem, N.C.  
Wesleyan Christian Academy

0



**ISAIAH MUCIUS**  
So. / 6-8 / 195 / F  
East Patchogue, N.Y.  
Brewster Academy

1



**SHARONE WRIGHT, JR.**  
So. / 6-5 / 185 / G  
Florence, S.C.  
Legacy Early College H.S.

2



**JAHCABI NEATH**  
Fr. / 6-3 / 200 / G  
Toronto, Ont.  
Crestwood Prep

4



**TARIQ INGRAHAM**  
Fr. / 6-9 / 250 / F  
Philadelphia, Pa.  
Bonner-Prendergast

10



**TORRY JOHNSON**  
Grad. / 6-3 / 175 / G  
Chicago, Ill.  
Morgan Park  
[Northern Arizona]

11



**ANDRIEN WHITE**  
R-Sr. / 6-3 / 200 / G  
Richmond, Va.  
Quality Education Academy  
[Charlotte]

13



**MICHAEL WYNN**  
So. / 6-6 / 210 / G  
Albany, N.Y.  
Liberty Heights Athletic  
Institute

20



**CHAUNDEE BROWN**  
Jr. / 6-5 / 220 / G  
Orlando, Fla.  
The First Academy

23



**ISMAEL MASSOUD**  
Fr. / 6-8 / 200 / F  
East Harlem, N.Y.  
MacDuffie School

25



**OLIVIER SARR**  
Jr. / 7-0 / 255 / C  
Toulouse, France  
INSEP

30



**BLAKE BUCHANAN**  
So. / 6-5 / 205 / F  
Durham, N.C.  
Voyager Academy

31



**ODY OGUAMA**  
Fr. / 6-9 / 205 / F  
Raleigh, N.C.  
Woodstock Academy

33



**SUNDAY OKEKE**  
Jr. / 6-8 / 250 / F  
Lagos, Nigeria  
Greens Farms Academy

34



**GRANT VAN BEVEREN**  
Fr. / 6-6 / 215 / F  
Alpharetta, Ga.  
Chattahoochee

52



**MILES LESTER**  
R-So. / 6-0 / 170 / G  
Wichita, Kan.  
Wilbraham & Monson  
[Rice]

55



**DANNY MANNING**  
Head Coach  
6th Season  
Kansas '91



**RANDOLPH CHILDRESS**  
Associate Head Coach  
9th Season  
Wake Forest '95



**REX WALTERS**  
Associate Head Coach  
1st Season  
Kansas '93



**STEVE WOODBERRY**  
Assistant Coach  
6th Season  
Kansas '94



# 2019-20 Wake Forest Men's Basketball Points-rebounds-assists All games

Page 1/1  
as of Jan 20, 2020

Opponent	Date	Score	0 CHILDRESS,	1 MUCIUS,ISA	2 WRIGHT,JR	4 NEATH,JAHC	11 JOHNSON,TO	13 WHITE,ANDR	20 WYNN,MICHA	23 BROWN,CHAU	25 MASSOUD,IS	30 SARR,OLIVI	31 BUCHANAN,B
at BC	11/06/2019	70-77 L	24-3-7	18-4-0	5-2-2	0-0-0	0-0-2	1-4-0	0-1-0	8-12-1	0-2-0	4-5-0	DNP
CU	11/10/2019	55-63 W	11-6-2	0-3-0	3-4-1	6-1-3	0-1-0	7-6-1	1-1-0	20-9-1	4-0-0	7-3-0	DNP
UNC-A	11/13/2019	88-79 W	17-3-9	10-4-3	4-0-2	4-1-3	0-1-1	13-3-3	0-0-0	23-11-2	3-1-0	21-8-0	DNP
at Charl	11/17/2019	65-67 Lot	19-4-4	5-5-1	1-0-1	0-1-0	3-0-0	10-3-2	DNP	12-7-2	8-2-0	7-13-3	DNP
at DC	11/22/2019	82-70 W	18-0-7	11-10-2	DNP	4-3-3	15-3-0	11-5-2	2-2-0	DNP	6-3-0	15-12-1	0-0-0
vs CC	11/28/2019	65-56 W	10-5-6	10-10-1	DNP	2-1-0	13-1-2	4-5-0	0-0-0	5-3-2	5-2-0	14-14-1	DNP
vs LBSU	11/29/2019	88-75 W	17-0-3	10-4-3	DNP	4-5-4	11-3-4	12-6-3	1-2-0	13-1-2	2-3-0	16-8-0	DNP
vs UA	12/01/2019	66-73 L	19-3-4	4-3-2	DNP	DNP	8-0-1	5-3-2	DNP	9-5-4	0-2-0	21-13-1	DNP
at PSU	12/04/2019	54-76 L	1-0-2	2-1-1	7-1-1	4-2-2	4-2-1	10-1-0	8-1-0	2-4-1	2-6-0	14-10-0	0-0-1
NCSU	12/07/2019	82-91 L	30-3-4	5-3-0	3-1-0	9-1-2	8-2-0	2-2-3	DNP	7-3-0	0-0-0	12-9-1	DNP
XU	12/14/2019	80-78 W	22-2-3	2-5-0	2-1-1	9-2-3	0-1-0	13-6-3	0-0-0	26-6-0	3-3-1	DNP	DNP
NCA&T	12/21/2019	76-64 W	8-4-3	8-2-0	2-0-1	4-0-1	2-4-1	6-3-4	0-0-0	25-10-4	8-2-0	13-10-1	DNP
at Pitt	01/04/2020	69-65 W	8-5-6	6-3-1	DNP	0-0-0	12-1-1	9-2-3	DNP	10-7-0	14-3-0	6-7-4	DNP
FSU	01/08/2020	68-78 L	20-3-5	7-4-0	0-0-0	8-1-1	7-5-1	9-4-0	DNP	DNP	5-1-0	10-7-0	DNP
at Duke	01/11/2020	59-90 L	0-2-4	6-5-0	11-0-1	7-1-0	13-1-1	2-0-1	4-2-1	DNP	3-3-0	13-9-0	0-0-0
Hokies	01/14/2020	70-80 L	16-4-2	2-6-1	2-2-1	5-2-0	7-3-2	14-5-1	2-0-0	DNP	4-3-0	18-9-2	DNP
BC	01/19/2020	80-62 W	20-1-7	DNP	0-1-0	1-3-3	4-2-1	9-4-1	DNP	DNP	14-6-2	14-13-2	0-0-0
Opponent	Date	Score	33 OGUMA,ODY	34 OKEKE,SUND	52 VAN BEVERE	55 LESTER,MIL							
at BC	11/06/2019	70-77 L	10-7-0	0-0-0	DNP	DNP							
CU	11/10/2019	65-63 W	6-7-0	0-3-0	DNP	DNP							
UNC-A	11/13/2019	88-79 W	3-1-0	DNP	DNP	DNP							
at Charl	11/17/2019	65-67 Lot	0-3-0	DNP	DNP	DNP							
at DC	11/22/2019	82-70 W	0-3-0	DNP	0-0-0	0-0-0							
vs CC	11/28/2019	65-56 W	2-1-1	DNP	DNP	DNP							
vs LBSU	11/29/2019	88-75 W	2-7-0	DNP	DNP	DNP							
vs UA	12/01/2019	66-73 L	0-5-0	DNP	DNP	DNP							
at PSU	12/04/2019	54-76 L	0-3-0	DNP	0-0-0	0-1-0							
NCSU	12/07/2019	82-91 L	6-2-0	DNP	DNP	DNP							
XU	12/14/2019	80-78 W	3-6-0	DNP	DNP	DNP							
NCA&T	12/21/2019	76-64 W	0-2-0	DNP	DNP	DNP							
at Pitt	01/04/2020	69-65 W	4-4-0	DNP	DNP	DNP							
FSU	01/08/2020	68-78 L	2-4-0	DNP	DNP	DNP							
at Duke	01/11/2020	59-90 L	0-5-0	DNP	0-0-0	0-0-0							
Hokies	01/14/2020	70-80 L	0-1-1	DNP	DNP	DNP							
BC	01/19/2020	80-62 W	16-10-0	DNP	2-0-0	0-0-0							





**2019-20 Wake Forest Men's Basketball  
Team Game-by-Game  
All games**

Page 1/1  
as of Jan 20, 2020

				Total		3-Pointers		Free throws		Rebounds											
Opponent	Date	Score		FG-FGA	PCT	3FG-FGA	PCT	FT-FTA	PCT	OFF	DEF	TOT	AVG	PF	A	TO	BLK	STL	PTS	AVG	
at Boston College	11/06/2019	70-77	L	26-62	.419	5-14	.357	13-17	.765	13	32	45	45.0	23	12	17	1	2	70	70.0	
Columbia	11/10/2019	65-63	W	22-62	.355	2-10	.200	19-29	.655	11	36	47	46.0	15	8	13	1	3	65	67.5	
UNC Asheville	11/13/2019	98-79	W	33-47	.702	4-8	.500	28-40	.700	8	27	35	42.3	23	23	17	2	3	98	77.7	
at Charlotte	11/17/2019	65-67	Lot	24-64	.375	10-25	.400	7-12	.583	11	28	39	41.5	14	13	15	10	8	65	74.5	
at Davidson	11/22/2019	82-70	W	31-64	.484	10-22	.455	10-12	.833	11	32	43	41.8	17	15	12	5	4	82	76.0	
vs Col. of Charleston	11/28/2019	65-56	W	19-53	.358	6-21	.286	21-27	.778	13	31	44	42.2	18	13	11	4	4	65	74.2	
vs Long Beach St.	11/29/2019	88-75	W	30-69	.435	4-21	.190	24-25	.960	19	24	43	42.3	17	19	14	3	8	88	76.1	
vs Arizona	12/01/2019	66-73	L	19-59	.322	5-16	.313	23-26	.885	11	27	38	41.8	21	14	10	3	5	66	74.9	
at Penn St.	12/04/2019	54-76	L	17-58	.293	4-12	.333	16-22	.727	10	23	33	40.8	17	9	20	2	7	54	72.6	
NC State	12/07/2019	82-91	L	27-52	.519	8-15	.533	20-29	.690	8	21	29	39.6	18	10	19	3	8	82	73.5	
Xavier	12/14/2019	80-78	W	26-55	.473	7-16	.438	21-27	.778	6	30	36	39.3	22	11	13	3	6	80	74.1	
N.C. A&T	12/21/2019	76-64	W	26-61	.426	5-24	.208	19-27	.704	12	27	39	39.3	18	15	14	3	11	76	74.3	
at Pittsburgh	01/04/2020	69-65	W	21-45	.467	9-23	.391	18-25	.720	6	29	35	38.9	15	15	14	3	3	69	73.8	
Florida St.	01/08/2020	68-78	L	19-48	.396	6-18	.333	24-32	.750	9	25	34	38.6	22	7	17	2	1	68	73.4	
at Duke	01/11/2020	59-90	L	23-55	.418	4-13	.308	9-16	.563	11	21	32	38.1	18	8	17	0	6	59	72.5	
Virginia Tech	01/14/2020	70-80	L	23-55	.418	7-20	.350	17-23	.739	8	29	37	38.1	27	10	18	3	1	70	72.3	
Boston College	01/19/2020	80-62	W	26-54	.481	10-23	.435	18-27	.667	12	32	44	38.4	17	16	16	2	0	80	72.8	
Total		1237		412-963	.428	106-301	.352	307-416	.738	179	474	653	38.4	322	218	257	50	80	1237	72.8	
Opponents		1244		446-1018	.438	118-357	.331	234-348	.672	158	432	590	34.7	358	216	194	69	137	1244	73.2	

**Wake Forest Averages**

Games Played	Points/game	FG Pct	3FG Pct	FT Pct	Rebounds/game	Assists/game	Turnovers/game	Assist/Turnover ratio	Steals/game	Blocks/game
17	72.8	42.8	35.2	73.8	38.4	12.8	15.1	0.8	4.7	2.9



# 2019-20 Wake Forest Men's Basketball Opponents Game-by-Game All games

Page 1/1  
as of Jan 20, 2020

				Total		3-Pointers		Free throws		Rebounds											
Opponent	Date	Score		FG-FGA	PCT	3FG-FGA	PCT	FT-FTA	PCT	OFF	DEF	TOT	AVG	PF	A	TO	BLK	STL	PTS	AVG	
at Boston College	11/06/2019	70-77	L	27-62	.435	6-18	.333	17-27	.630	9	25	34	34.0	20	13	7	3	9	77	77.0	
Columbia	11/10/2019	65-63	W	25-63	.397	6-26	.231	7-9	.778	3	35	38	36.0	24	10	12	5	8	63	70.0	
UNC Asheville	11/13/2019	98-79	W	25-53	.472	6-19	.316	23-30	.767	5	15	20	30.7	30	9	11	3	7	79	73.0	
at Charlotte	11/17/2019	65-67	Lot	22-56	.393	5-12	.417	18-22	.818	9	32	41	33.3	16	16	15	4	10	67	71.5	
at Davidson	11/22/2019	82-70	W	26-61	.426	7-25	.280	11-14	.786	5	24	29	32.4	11	9	8	2	7	70	71.2	
vs Col. of Charleston	11/28/2019	65-56	W	21-55	.382	7-18	.389	7-14	.500	8	24	32	32.3	23	9	10	3	5	56	68.7	
vs Long Beach St.	11/29/2019	88-75	W	26-54	.481	5-13	.385	18-21	.857	6	21	27	31.6	20	19	16	6	6	75	69.6	
vs Arizona	12/01/2019	66-73	L	25-58	.431	6-16	.375	17-24	.708	11	32	43	33.0	20	14	11	5	4	73	70.0	
at Penn St.	12/04/2019	54-76	L	30-68	.441	5-28	.179	11-17	.647	17	35	52	35.1	21	12	15	6	12	76	70.7	
NC State	12/07/2019	82-91	L	34-65	.523	12-22	.545	11-16	.688	12	21	33	34.9	23	18	17	5	12	91	72.7	
Xavier	12/14/2019	80-78	W	27-67	.403	6-22	.273	18-27	.667	12	26	38	35.2	24	8	8	3	4	78	73.2	
N.C. A&T	12/21/2019	76-64	W	24-55	.436	8-17	.471	8-18	.444	10	28	38	35.4	23	12	20	3	8	64	72.4	
at Pittsburgh	01/04/2020	69-65	W	23-59	.390	7-21	.333	12-16	.750	10	23	33	35.2	19	14	8	2	6	65	71.8	
Florida St.	01/08/2020	68-78	L	27-62	.435	6-23	.261	18-24	.750	12	22	34	35.1	22	10	10	5	10	78	72.3	
at Duke	01/11/2020	59-90	L	33-62	.532	11-23	.478	13-25	.520	15	24	39	35.4	16	20	9	8	11	90	73.5	
Virginia Tech	01/14/2020	70-80	L	27-55	.491	9-25	.360	17-29	.586	5	27	32	35.2	24	13	9	4	11	80	73.9	
Boston College	01/19/2020	80-62	W	24-63	.381	6-29	.207	8-15	.533	9	18	27	34.7	22	10	8	2	7	62	73.2	
Total		1244		446-1018	.438	118-357	.331	234-348	.672	158	432	590	34.7	358	216	194	69	137	1244	73.2	
Wake Forest		1237		412-963	.428	106-301	.352	307-416	.738	179	474	653	38.4	322	218	257	50	80	1237	72.8	

## Opponents Averages

Games Played	Points/game	FG Pct	3FG Pct	FT Pct	Rebounds/game	Assists/game	Turnovers/game	Assist/Turnover ratio	Steals/game	Blocks/game
17	73.2	43.8	33.1	67.2	34.7	12.7	11.4	1.1	8.1	4.1



# 2019-20 Wake Forest Men's Basketball Combined Team Statistics In Conference games

Page 1/1  
as of Jan 20, 2020

## Game Records

Record	Overall	Home	Away	Neutral
ALL GAMES	2-5	1-3	1-2	0-0
CONFERENCE	2-5	1-3	1-2	0-0
NON-CONFERENCE	0-0	0-0	0-0	0-0

## Score by Periods

Team	1st	2nd	OT	TOT
Wake Forest	214	284	0	498
Opponents	269	274	0	543

## Team Box Score

No.	Player				Total		3-Point		F-Throw		Rebounds															
		GP-GS	MIN	AVG	FG-FGA	FG%	3FG-FGA	3FG%	FT-FTA	FT%	OFF	DEF	TOT	AVG	PF	DQ	A	TO	BLK	STL	PTS	AVG				
0	CHILDRESS, Brandon	7-7	238:12	34.0	35-67	.522	15-32	.469	33-41	.805	5	16	21	3.0	13	0	35	20	0	5	118	16.9				
30	SARR, Olivier	7-2	176:32	25.2	22-45	.489	1-1	1.000	32-40	.800	10	49	59	8.4	23	0	9	12	4	3	77	11.0				
23	BROWN, Chaundee	3-3	92:31	30.8	11-29	.379	3-11	.273	0-1	.000	1	21	22	7.3	7	0	1	7	0	2	25	8.3				
1	MUCIUS, Isaiah	6-6	131:54	22.0	18-42	.429	4-11	.364	4-8	.500	8	17	25	4.2	10	0	2	13	2	0	44	7.3				
11	JOHNSON, Torry	7-4	197:05	28.2	14-38	.368	3-12	.250	20-24	.833	2	12	14	2.0	20	1	8	14	0	1	51	7.3				
13	WHITE, Andrien	7-7	155:38	22.2	15-48	.313	11-31	.355	5-9	.556	2	19	21	3.0	21	2	9	18	0	4	46	6.6				
25	MASSOUD, Ismael	7-0	85:57	12.3	13-30	.433	7-18	.389	7-9	.778	1	17	18	2.6	6	0	2	6	3	0	40	5.7				
33	OGUAMA, Ody	7-6	116:44	16.7	14-22	.636	0-0	.000	10-19	.526	17	16	33	4.7	19	1	1	5	5	1	38	5.4				
4	NEATH, Jahcobi	7-0	108:07	15.4	10-23	.435	3-4	.750	7-16	.438	1	7	8	1.1	11	0	6	11	0	3	30	4.3				
2	WRIGHT, JR., Sharone	6-0	66:24	11.1	9-20	.450	2-5	.400	1-2	.500	1	5	6	1.0	7	0	4	7	0	1	21	3.5				
20	WYNN, Michael	3-0	22:18	7.4	3-6	.500	0-1	.000	0-0	.000	2	1	3	1.0	3	0	1	3	0	0	6	2.0				
52	VAN BEVEREN, Grant	2-0	01:39	0.8	1-1	1.000	0-0	.000	0-0	.000	0	0	0	0.0	0	0	0	0	0	0	2	1.0				
31	BUCHANAN, Blake	2-0	03:15	1.6	0-0	.000	0-0	.000	0-0	.000	0	0	0	0.0	0	0	0	0	0	1	0	0.0				
34	OKEKE, Sunday	1-0	02:04	2.1	0-0	.000	0-0	.000	0-0	.000	0	0	0	0.0	0	0	0	0	0	0	0	0.0				
55	LESTER, Miles	2-0	01:39	0.8	0-0	.000	0-0	.000	0-0	.000	0	0	0	0.0	0	0	0	0	0	0	0	0.0				
Team											17	9	26					2								
Total		7	1400		165-371	.445	49-126	.389	119-169	.704	67	189	256	36.6	140	4	78	118	14	21	498	71.1				
Opponents		7	1400		195-428	.456	57-161	.354	96-152	.632	72	160	232	33.1	146	6	98	68	29	66	543	77.6				

## Team Statistics

	WAKE	OPP
<b>Scoring</b>	<b>498</b>	<b>543</b>
Points per game	71.1	77.6
Scoring margin	-6.4	-
<b>Field goals-att</b>	<b>165-371</b>	<b>195-428</b>
Field goal pct	.445	.456
<b>3 point fg-att</b>	<b>49-126</b>	<b>57-161</b>
3-point FG pct	.389	.354
3-pt FG made per game	7.0	8.1
<b>Free throws-att</b>	<b>119-169</b>	<b>96-152</b>
Free throw pct	.704	.632
F-Throws made per game	17.0	13.7
<b>Rebounds</b>	<b>256</b>	<b>232</b>
Rebounds per game	36.6	33.1
Rebounding margin	+3.4	-
<b>Assists</b>	<b>78</b>	<b>98</b>
Assists per game	11.1	14.0
<b>Turnovers</b>	<b>118</b>	<b>68</b>
Turnovers per game	16.9	9.7
Turnover margin	-7.1	-
Assist/turnover ratio	0.7	1.4
<b>Steals</b>	<b>21</b>	<b>66</b>
Steals per game	3.0	9.4
<b>Blocks</b>	<b>14</b>	<b>29</b>
Blocks per game	2.0	4.1
<b>Winning streak</b>	<b>1</b>	<b>-</b>
Home win streak	1	-
<b>Attendance</b>	<b>23140</b>	<b>24284</b>
Home games-Avg/Game	4-5785	3-8095
Neutral site-Avg/Game	-	0-0

## Team Results

Date	Opponent		Score	Att.
11/06/2019	at Boston College	L	70-77	4815
12/07/2019	NC State	L	82-91	6118
01/04/2020	at Pittsburgh	W	69-65	10155
01/08/2020	Florida St.	L	68-78	5277
01/11/2020	at Duke	L	59-90	9314
01/14/2020	Virginia Tech	L	70-80	4873
01/19/2020	Boston College	W	80-62	6872



# 2019-20 Wake Forest Men's Basketball Combined Team Statistics All games

Page 1/1  
as of Jan 20, 2020

## Game Records

Record	Overall	Home	Away	Neutral
ALL GAMES	9-8	5-3	2-4	2-1
CONFERENCE	2-5	1-3	1-2	0-0
NON-CONFERENCE	7-3	4-0	1-2	2-1

## Score by Periods

Team	1st	2nd	OT	TOT
Wake Forest	552	677	8	1237
Opponents	597	637	10	1244

## Team Box Score

No.	Player	Total			3-Point		F-Throw		Rebounds													
		GP-GS	MIN	AVG	FG-FGA	FG%	3FG-FGA	3FG%	FT-FTA	FT%	OFF	DEF	TOT	AVG	PF	DQ	A	TO	BLK	STL	PTS	AVG
0	CHILDRESS, Brandon	17-17	575:46	33.9	80-193	.415	27-83	.325	73-90	.811	9	39	48	2.8	37	0	78	50	0	20	260	15.3
23	BROWN, Chaundee	12-8	354:47	29.6	55-119	.462	9-26	.346	41-48	.854	20	58	78	6.5	29	1	19	20	0	5	160	13.3
30	SARR, Olivier	16-3	412:50	25.8	63-121	.521	1-3	.333	78-98	.796	41	109	150	9.4	48	0	16	26	17	8	205	12.8
13	WHITE, Andrien	17-17	393:05	23.1	46-114	.404	27-66	.409	18-25	.720	5	57	62	3.6	40	3	29	38	1	13	137	8.1
1	MUCIUS, Isaiah	16-16	346:05	21.6	46-124	.371	7-27	.259	7-14	.500	25	47	72	4.5	33	1	15	23	6	2	106	6.6
11	JOHNSON, Torry	17-9	412:53	24.3	31-80	.388	9-28	.321	36-44	.818	8	22	30	1.8	36	1	18	26	0	10	107	6.3
25	MASSOUD, Ismael	17-0	182:36	10.7	26-66	.394	17-43	.395	12-17	.706	6	36	42	2.5	9	0	3	12	6	3	81	4.8
4	NEATH, Jahcobi	16-0	261:51	16.4	24-61	.393	5-11	.455	14-32	.438	1	23	24	1.5	22	0	25	29	1	8	67	4.2
2	WRIGHT, JR., Sharone	12-0	155:31	13.0	15-42	.357	3-10	.300	7-11	.636	2	10	12	1.0	12	0	11	9	2	4	40	3.3
33	OGUAMA, Ody	17-15	258:02	15.2	18-29	.621	0-0	.000	18-29	.621	24	47	71	4.2	48	3	2	15	17	6	54	3.2
20	WYNN, Michael	11-0	52:52	4.8	7-12	.583	1-4	.250	3-8	.375	7	2	9	0.8	8	0	1	5	0	0	18	1.6
52	VAN BEVEREN, Grant	4-0	03:32	0.9	1-1	1.000	0-0	.000	0-0	.000	0	0	0	0.0	0	0	0	0	0	0	2	0.5
31	BUCHANAN, Blake	4-0	06:08	1.5	0-0	.000	0-0	.000	0-0	.000	0	0	0	0.0	0	0	1	0	0	1	0	0.0
34	OKEKE, Sunday	2-0	05:30	2.8	0-0	.000	0-0	.000	0-0	.000	0	3	3	1.5	0	0	0	0	0	0	0	0.0
55	LESTER, Miles	4-0	03:32	0.9	0-1	.000	0-0	.000	0-0	.000	0	1	1	0.3	0	0	0	0	0	0	0	0.0
Team											31	20	51					4				
Total		17	3425		412-963	.428	106-301	.352	307-416	.738	179	474	653	38.4	322	9	218	257	50	80	1237	72.8
Opponents		17	3425		446-1018	.438	118-357	.331	234-348	.672	158	432	590	34.7	358	14	216	194	69	137	1244	73.2

## Team Statistics

	WAKE	OPP
<b>Scoring</b>	<b>1237</b>	<b>1244</b>
Points per game	72.8	73.2
Scoring margin	-0.4	-
<b>Field goals-att</b>	<b>412-963</b>	<b>446-1018</b>
Field goal pct	.428	.438
<b>3 point fg-att</b>	<b>106-301</b>	<b>118-357</b>
3-point FG pct	.352	.331
3-pt FG made per game	6.2	6.9
<b>Free throws-att</b>	<b>307-416</b>	<b>234-348</b>
Free throw pct	.738	.672
F-Throws made per game	18.1	13.8
<b>Rebounds</b>	<b>653</b>	<b>590</b>
Rebounds per game	38.4	34.7
Rebounding margin	+3.7	-
<b>Assists</b>	<b>218</b>	<b>216</b>
Assists per game	12.8	12.7
<b>Turnovers</b>	<b>257</b>	<b>194</b>
Turnovers per game	15.1	11.4
Turnover margin	-3.7	-
Assist/turnover ratio	0.8	1.1
<b>Steals</b>	<b>80</b>	<b>137</b>
Steals per game	4.7	8.1
<b>Blocks</b>	<b>50</b>	<b>69</b>
Blocks per game	2.9	4.1
<b>Winning streak</b>	<b>1</b>	<b>-</b>
Home win streak	1	-
<b>Attendance</b>	<b>42781</b>	<b>39779</b>
Home games-Avg/Game	8-5348	6-6630
Neutral site-Avg/Game	-	3-2121

## Team Results

Date	Opponent		Score	Att.
11/06/2019	at Boston College	L	70-77	4815
11/10/2019	Columbia	W	65-63	4451
11/13/2019	UNC Asheville	W	98-79	4187
11/17/2019	at Charlotte	Lot	65-67	4819
11/22/2019	at Davidson	W	82-70	4200
11/28/2019	vs Col. of Charleston	W	65-56	0
11/29/2019	vs Long Beach St.	W	88-75	4179
12/01/2019	vs Arizona	L	66-73	2185
12/04/2019	at Penn St.	L	54-76	6476
12/07/2019	NC State	L	82-91	6118
12/14/2019	Xavier	W	80-78	5847
12/21/2019	N.C. A&T	W	76-64	5156
01/04/2020	at Pittsburgh	W	69-65	10155
01/08/2020	Florida St.	L	68-78	5277
01/11/2020	at Duke	L	59-90	9314
01/14/2020	Virginia Tech	L	70-80	4873
01/19/2020	Boston College	W	80-62	6872