

# GAME NOTES



ACC 29 POSTSEASON APPEARANCES | 4 SWEET SIXTEENS | 1 ELITE EIGHT | 1990 ACC REGULAR SEASON CHAMPIONS



## CLEMSON (9-8, 3-4 ACC) vs. WAKE FOREST (9-8, 2-5 ACC)

TUESDAY, JANUARY 21 • 8:01 P.M. ET • LITTLEJOHN COLISEUM (9,000) • CLEMSON, S.C.



### CLEMSON RECORDS

|                                |     |        |
|--------------------------------|-----|--------|
| Overall:                       | 9-8 | Loss-1 |
| vs. ACC opponents:             | 3-4 | Loss-1 |
| Non-Conference regular-season: | 6-4 | Loss-1 |
| Home:                          | 7-4 | Win-2  |
| Away:                          | 1-3 | Loss-1 |
| Neutral:                       | 1-1 | Loss-1 |

### 2019-20 SCHEDULE/RESULTS

| Date  | Opponent                            | TV            | Score/Time (ET) |
|-------|-------------------------------------|---------------|-----------------|
| 10/30 | Anderson (Exhibition)               | N/A           | W, 75-48        |
| 11/5  | Virginia Tech*                      | ESPNU         | L, 60-67        |
| 11/7  | Presbyterian                        | ACCNU         | W, 79-45        |
| 11/10 | Colgate                             | ACCNX         | W, 81-68        |
| 11/17 | Detroit Mercy                       | ACCNX         | W, 87-65        |
| 11/21 | Alabama A&M                         | ACCNX         | W, 87-51        |
| 11/24 | vs. TCU <sup>1</sup>                | ESPN2         | W, 62-60 OT     |
| 11/26 | vs. No. 21/24 Colorado <sup>1</sup> | ESPN2         | L, 67-71        |
| 12/2  | at Minnesota <sup>2</sup>           | ESPN2         | L, 60-78        |
| 12/8  | at No. 17/19 Florida State*         | ACCNU         | L, 53-72        |
| 12/15 | South Carolina                      | ESPN2         | L, 54-67        |
| 12/20 | Jacksonville                        | ACCNU         | W, 68-39        |
| 12/22 | Yale                                | ACCNU         | L, 45-54        |
| 12/31 | Miami*                              | ACCNU         | L, 68-73 OT     |
| 1/4   | NC State*                           | ACCNU         | W, 81-70        |
| 1/11  | at North Carolina*                  | RSN           | W, 79-76 OT     |
| 1/14  | No. 3/3 Duke*                       | ESPN          | W, 79-72        |
| 1/18  | at NC State*                        | RSN           | L, 54-60        |
| 1/21  | Wake Forest*                        | ACCNU         | 8 p.m.          |
| 1/25  | at Louisville*                      | RSN           | 2 p.m.          |
| 1/28  | Syracuse*                           | RSN           | 7 p.m.          |
| 2/1   | at Wake Forest*                     | ACCNU         | 8 p.m.          |
| 2/5   | at Virginia*                        | RSN           | 7 p.m.          |
| 2/9   | Notre Dame*                         | ACCNU         | 6 p.m.          |
| 2/12  | at Pittsburgh*                      | RSN           | 9 p.m.          |
| 2/15  | Louisville*                         | ESPN2/U/ACCNU | 4 p.m.          |
| 2/22  | at Boston College*                  | ACCNU         | TBA             |
| 2/25  | at Georgia Tech*                    | ESPN2/2/ACCNU | 9 p.m.          |
| 2/29  | Florida State*                      | RSN           | 2 p.m.          |
| 3/4   | at Virginia Tech*                   | ACCNU         | 7 p.m.          |
| 3/6   | Georgia Tech*                       | ESPN2         | 7 p.m.          |

\* - ACC contest; Note: Home games in **bold**; <sup>1</sup> MGM Resorts Main Event (Las Vegas, Nev.); <sup>2</sup> ACC/Big 10 Challenge

### CREDENTIALS

#### GAME CREDENTIALS

Media wishing to apply for credentials to cover Clemson Basketball games at Littlejohn Coliseum will be asked to apply at [www.SportsSystems.com/ClemsonBasketball](http://www.SportsSystems.com/ClemsonBasketball). Please contact Ben Winterrowd at [winterr@clemson.edu](mailto:winterr@clemson.edu) with any questions or concerns. All credentialing decisions are made in accordance with the Clemson University Athletics Media Credential Policy, available at [ClemsonTigers.com/mediapolicy](http://ClemsonTigers.com/mediapolicy).

### CLEMSON SOCIAL MEDIA

Twitter | Instagram @ClemsonMBB  
Facebook Facebook.com/ClemsonMBB

### ATHLETIC COMMUNICATIONS

SID Contact: Ben Winterrowd  
Cell Phone: 630.862.8828  
Email: [winterr@clemson.edu](mailto:winterr@clemson.edu)  
  
Secondary Contact: Meaghan Frazier  
Email: [mfrazier@g.clemson.edu](mailto:mfrazier@g.clemson.edu)



### GAME CENTER



#### TELEVISION: ACCN

Talent: Jay Alter and Malcolm Huckaby



#### RADIO: Clemson Tigers Network

Talent: Don Munson and Tim Bourret

Engineer: Ben Milstead



#### RADIO: XM 388, Internet 978

#### CLEMSON/WAKE FOREST SERIES HISTORY:

- OVERALL: Clemson trails series, 63-99
- HOME: Clemson leads series, 42-36
- ROAD: Clemson trails series, 16-53
- NEUTRAL: Clemson trails series, 5-10
- LAST MEETING: Feb. 3, 2019 (W, 64-37)
- STREAK: Won 6

#### SETTING THE SCENE BETWEEN THE TIGERS AND DEMON DEACONS

- The Clemson Tigers have won three-of-its-last-four games in ACC play and will look for its fourth in five tries as it tries to extend its winning streak over Wake Forest to seven games. Tipoff from Littlejohn Coliseum is 8:01 p.m. ET.
- The contest will be televised on ACC Network with Jay Alter and Malcolm Huckaby calling the action courtside, while Don Munson and Tim Bourret will call the action on the radio waves. The radio call will be available on the Clemson Tigers Network and Tunein.com.
- Live stats will be provided on [ClemsonTigers.com](http://ClemsonTigers.com) and Twitter updates will be available on Clemson's official account (@ClemsonMBB).

#### CLEMSON BASKETBALL HEADLINES

- Clemson will look for its seventh-straight victory over Wake Forest. Head Coach Brad Brownell is 11-1 since arriving at Clemson and the Tigers have won 11-of-its-last-12 in the series with the Demon Deacons.
- Clemson defeated No. 3/3 Duke on Jan. 14 for its first win over an AP top-3 ranked opponent since North Carolina on Feb. 18, 2001.
- The last time that Clemson defeated North Carolina and Duke in consecutive games was the 1989-90 season.
- With the win over No. 3/3 Duke last week, Head Coach Brad Brownell passed Cliff Ellis for the all-time wins mark in Clemson history (178).
- Aamir Simms scored a career-high 25 points and grabbed nine rebounds and dished five assists in the victory over Duke. Tevin Mack (22 points) and John Newman (14 points) also helped fuel the Tigers' victory.
- It was the first time since Feb. 4, 2009 that the Tigers defeated a Top-5 Duke team. Clemson beat Duke 74-47.
- Aamir Simms is the first Clemson player over the last 20 seasons with 20 points, 5 rebounds, and 5 assists in consecutive games; he did it in wins over North Carolina and Duke.
- The Tigers have been bitten by the injury bug in 2019 and have had many key players miss time due to injuries, including preseason projected starters Clyde Trapp and Jonathan Baehre and in-season starter Chase Hunter. Three-of-the-five injured Tigers have missed at least 10 games this season.
- For much of the season, the Tigers have had as few as eight scholarship players active in games. The Tigers have had players miss a total of 43 games this season.
- Aamir Simms was named Co-ACC Player of the Week following his performance at North Carolina. (Jan. 13).

### PROBABLE LINEUPS

| (--/--) | Clemson         | Ht.   | Wt. | Yr. | Hometown            | GP/GS                                  | PPG  | RPG | APG | MPG  |
|---------|-----------------|-------|-----|-----|---------------------|--|------|-----|-----|------|
| G 0     | Clyde Trapp     | 6-4   | 194 | Jr. | Eastover, S.C.      | 7/5                                    | 4.9  | 3.3 | 2.0 | 25.7 |
| G 2     | Al-Amir Dawes   | 6-2   | 180 | Fr. | Newark, N.J.        | 17/16                                  | 8.2  | 3.0 | 2.8 | 30.9 |
| G 15    | John Newman III | 6-5   | 197 | So. | Greensboro, N.C.    | 17/17                                  | 10.0 | 3.4 | 2.2 | 30.6 |
| F 13    | Tevin Mack      | 6-6   | 227 | Gr. | Columbia, S.C.      | 17/17                                  | 12.2 | 5.4 | 1.1 | 28.5 |
| F 25    | Aamir Simms     | 6-8.5 | 240 | Jr. | Palmyra, Va.        | 17/17                                  | 14.8 | 7.8 | 2.5 | 31.5 |
| F 1     | Jonathan Baehre | 6-10  | 209 | Jr. | Wiesbaden, Germany  | 2/0                                    | 0.0  | 3.5 | 0.0 | 13.0 |
| G 3     | Chase Hunter    | 6-3   | 200 | Fr. | Atlanta, Ga.        | 7/4                                    | 5.7  | 1.3 | 1.9 | 21.9 |
| G 4     | Nick Honor      | 5-10  | 205 | So. | Orlando, Fla.       | Sitting Out Due to NCAA Transfer Rules |      |     |     |      |
| F 5     | Hunter Tyson    | 6-8   | 211 | So. | Monroe, N.C.        | 17/1                                   | 5.7  | 3.4 | 0.4 | 14.4 |
| G 10    | Curran Scott    | 6-4   | 205 | Gr. | Edmond, Okla.       | 17/4                                   | 7.3  | 1.9 | 1.9 | 24.0 |
| G 11    | Parker Fox      | 6-6   | 202 | So. | Reno, Nev.          | 5/0                                    | 0.4  | 0.2 | 0.0 | 2.6  |
| G 12    | Alex Hemenway   | 6-3   | 180 | Fr. | Newburgh, Ind.      | 2/0                                    | 4.5  | 0.0 | 0.0 | 12.0 |
| F 20    | O'Neil McBride  | 6-7   | 195 | Fr. | Myrtle Beach, S.C.  | 5/0                                    | 0.4  | 0.8 | 0.2 | 2.4  |
| F 21    | Khavon Moore    | 6-8   | 217 | So. | Macon, Ga.          | 15/4                                   | 2.7  | 2.7 | 0.7 | 12.5 |
| G 31    | Wells Hoag      | 6-2   | 180 | So. | Greenville, S.C.    | 4/0                                    | 1.3  | 0.5 | 0.0 | 3.0  |
| F 32    | Paul Grinde     | 6-10  | 300 | Gr. | Virginia Beach, Va. | 5/0                                    | 2.0  | 0.2 | 0.0 | 3.1  |
| C 55    | Trey Jemison    | 7-0   | 256 | So. | Birmingham, Ala.    | 17/0                                   | 1.9  | 1.7 | 0.1 | 7.8  |

| (--/--) | Wake Forest       | Ht. | Wt. | Yr.  | Hometown            | GP/GS | PPG  | RPG | APG | MPG  |
|---------|-------------------|-----|-----|------|---------------------|-------|------|-----|-----|------|
| G 0     | Brandon Childress | 6-0 | 195 | Sr.  | Winston-Salem, N.C. | 17/17 | 15.3 | 2.8 | 4.6 | 33.9 |
| G 11    | Torry Johnson     | 6-3 | 175 | Gr.  | Chicago, Ill.       | 17/17 | 6.3  | 1.8 | 1.1 | 24.3 |
| G 13    | Andrien White     | 6-3 | 200 | RSr. | Richmond, Va.       | 17/17 | 8.1  | 3.6 | 1.7 | 23.1 |
| F 33    | Ody Oguama        | 6-9 | 205 | Fr.  | Raleigh, N.C.       | 17/15 | 3.2  | 4.2 | 0.1 | 15.2 |
| C 30    | Olivier Sarr      | 7-0 | 255 | Jr.  | Toulouse, France    | 16/3  | 12.8 | 9.4 | 1.0 | 25.8 |

# BROADCAST SHEET

(Clicking on a player's headshot will take you to their online bio)



## #0 CLYDE TRAPP

So. • 6-4 • 194 • Guard

Eastover, S.C. • Lower Richland HS

- Made his return from a torn ACL against Jacksonville (Dec. 20).
- Tore his ACL on Friday, June 28 - the day before the team took off for Italy for the 2019 World University Games.

- Served as backup point guard to Shelton Mitchell in 2018-19.
- Scored season-high 16 points against Pitt (Jan. 29).
- Career-high 5 field goals vs. Lipscomb (Dec. 30).
- Appeared in 34 games and made seven starts (6.0 PPG, 3.4 RPG)



## #1 JONATHAN BAEHRE

Jr. • 6-10 • 209 • Forward

Wiesbaden, Germany • UNC Asheville

- Returned from ACL injury on Dec. 8 against Florida State.
- Tore his ACL on Tuesday, May 21 and did not participate in the 2019 World University Games in Italy.

- Sat out last season due to NCAA transfer rules.
- Transferred from UNC Asheville.
- Scored 28 points and grabbed 14 rebounds in an NIT contest against Southern California (the only USC) in 2018.



## #2 AL-AMIR DAWES

Fr. • 6-2 • 180 • Guard

Newark, N.J. • The Patrick School

- Season-high 19 points against Alabama A&M
- Came to Clemson as a four-star prospect according to ESPN and 247Sports. Ranked No. 95 in ESPN's Top 100

- Averaged 7.0 points, 2.2 rebounds and 2.3 assists during the 2019 World University Games.
- Chose Clemson over Providence, Seton Hall, St. John's and UCONN.




## #3 CHASE HUNTER

Fr. • 6-3 • 200 • Guard

Atlanta, Ga. • Westlake HS

- Came to Clemson as a four-star prospect and No. 98 overall in 247Sports' Top 100.
- Rated the No. 4 player in the state of Georgia and the No. 14 combo guard in the country.

- Averaged 3.8 points, 1.5 rebounds and 1.0 assists during the 2019 World University Games.
- Chose Clemson over Georgia, Virginia, Oklahoma and Michigan State.




## #5 HUNTER TYSON

So. • 6-8 • 211 • Forward

Monroe, N.C. • Piedmont HS

- Scored career-high 20 points off the bench in 87-65 win over Detroit Mercy.
- Made a career-best five 3-pointers on 10 attempts.
- First 20-point scorer off the bench since Marquise Reed (Dec. 20, 2018).

- First career start came against South Carolina (Dec. 15)
- Averaged 8.3 points and 3.8 rebounds during the 2019 World University Games.
- Averaged 1.6 points and 1.0 rebounds last season.




## #10 CURRAN SCOTT

Gr. • 6-4 • 204 • Guard

Edmond, Okla. • Tulsa

- Shooting 52.2 percent from the floor and 44.4 percent from three in ACC play.
- Graduate senior who is serving his final year of eligibility for the Tigers in 2019-20.

- Shot 44.4 percent from long range in AAC play last season.
- Scored in double-figures on 13 occasions, including two 20-point outings.
- Finished the season (last five games) averaging 15.8 points.



## #11 PARKER FOX

So. • 6-6 • 202 • Guard

Reno, Nev. • Oconee HS (Ga.)

- Secured first career rebound vs. Jacksonville (Dec. 20).
- Walk-on guard who joined the team in the spring of 2018.
- Son of current University of California men's basketball head coach Mark Fox.

- Made his collegiate debut against The Citadel (Nov. 6, 2019).
- Connected on first career points with first career 3-pointer against Charleston Southern.
- Finished the season 50.0 percent from the floor and from distance.



## #12 ALEX HEMENWAY

Fr. • 6-3 • 180 • Guard

Newburgh, Ind. • Castle HS

- Severe high ankle sprain. Available to play.
- Posted one of the biggest shots of the 2019 World University Games - a 4-point play at the end of the Finland game which helped seal a 69-65 victory.

- Came to Clemson as a three-star prospect.
- Ranked as the No. 10 prospect in the state of Indiana.
- Chose Clemson over Nebraska, Creighton, DePaul and Belmont.



## #13 TEVIN MACK

Gr. • 6-6 • 227 • Guard/Forward

Columbia, S.C. • Dreher HS

- Tied season-high 22 points against No. 3/3 Duke (10-14 FG).
- Tallied five steals against Colgate (Nov. 10). Second player in the last five seasons for Clemson (Marquise Reed).

- Finished third in double-digit scoring games last season (16).
- Played 48 career games at Texas prior to transferring to Alabama.
- Career high 27 points against Oklahoma State (1/4/17).



## #15 JOHN NEWMAN III

So. • 6-5 • 197 • Guard

Greensboro, N.C. • Greensboro Day

- Posted a career-high 17 points at North Carolina (Jan. 11). Career-best seven field goals.
- Tied career-best with 16 pts vs. Colorado
- Career-high 4 steals vs. South Carolina

- Averaged 13.3 points and 5.7 rebounds per game during the 2019 World University Games.
- Scored 8 points and grabbed five rebounds in an exhibition victory over Anderson (Oct. 30).




## #20 O'NEIL McBRIDE

Fr. • 6-7 • 195 • Forward

Myrtle Beach, S.C. • Myrtle Beach HS

- Scored first career points at Minnesota (Dec. 2).
- Has two rebounds this season
- Walk-on who joined the Tigers during the summer of 2019.

- Attended and graduated from Myrtle Beach High School.
- Averaged 10.0 PPG and 9.0 RPG as a senior
- Following high school, attended postgraduate school and played at Fork Union Military Academy (Va.).



## #21 KHAVON MOORE

So. • 6-8 • 217 • Forward

Macon, Ga. • Texas Tech

- Scored career-high 10 points on career-best 5 made field goals at Minnesota (Dec. 2).
- NCAA waiver was granted on Oct. 30.

- Came out of high school as a highly regarded four-star prospect.
- Was rated No. 44 in the nation by Rivals.com.
- ESPN graded Moore at No. 43 in ESPN's Top 100.



## #25 AAMIR SIMMS

Jr. • 6-8.5 • 240 • Forward

Palmyra, Va. • Blue Ridge School

- Scored career-high 25 points (10-15 FG) and added 9 rebounds and 5 assists in win over No. 3/3 Duke
- Notched "Quintuple Leadership" at UNC (Jan. 11) - 20 pts, 8 reb, 6 ast, 4 blk, 3 stl

- Sixth career 20-point game against Duke (Jan. 14).
- Averaged 15.2 points and 9.8 rebounds per game during the 2019 World University Games.
- Scored 27 points and grabbed 16 rebounds against Israel.




## #32 PAUL GRINDE

Gr. • 6-10 • 300 • Forward

Virginia Beach, Va. • Vassar

- Graduate senior who is serving his final year of eligibility for the Tigers in 2019-20 (transferred from Vassar College).
- Averaged 14.1 points and 6.9 rebounds per game last season for Vassar.

- 17th player in Vassar history to amass 1,000 points.
- Ranks sixth all-time at Vassar in rebounds with 569
- One of just four players all time at Vassar to post 1,000 points and 500 rebounds.



## #55 TREY JEMISON

So. • 7-0 • 256 • Center

Birmingham, Ala. • Hoover HS

- Scored career-high 10 points and grabbed a career-best five rebounds against Alabama A&M (Nov. 21).
- Blocked a career-high four shots against the Bulldogs.

- Scored career-high four points at Duke (Jan. 5, 2019).
- Blocked a career-high two shots against Wake Forest (Feb. 3, 2019).
- Averaged 4.2 points and 3.5 rebounds at 2019 World University Games.

# ROSTER

## ALPHABETICAL

| No | Name            | Pos | Hgt  | Wgt | Cl. | Exp. | Hometown            | Previous School       |
|----|-----------------|-----|------|-----|-----|------|---------------------|-----------------------|
| 1  | Jonathan Baehre | F   | 6-10 | 209 | Jr. | TR   | Wiesbaden, Germany  | UNC Asheville         |
| 2  | Al-Amir Dawes   | G   | 6-2  | 180 | Fr. | HS   | Newark, N.J.        | The Patrick School    |
| 11 | Parker Fox      | G   | 6-6  | 202 | So. | 1VL  | Reno, Nev.          | Oconee HS (Ga.)       |
| 32 | Paul Grinde     | F/C | 6-10 | 300 | Gr. | TR   | Virginia Beach, Va. | Vassar                |
| 12 | Alex Hemenway   | G   | 6-3  | 180 | Fr. | HS   | Newburgh, Ind.      | Castle HS             |
| 31 | Wells Hoag      | G   | 6-2  | 180 | So. | HS   | Greenville, S.C.    | Greenville HS         |
| 4  | Nick Honor      | G   | 5-10 | 205 | So. | TR   | Orlando, Fla.       | Fordham               |
| 3  | Chase Hunter    | G   | 6-3  | 200 | Fr. | HS   | Atlanta, Ga.        | Westlake HS           |
| 55 | Trey Jemison    | C   | 7-0  | 256 | So. | 1VL  | Birmingham, Ala.    | Hoover HS             |
| 13 | Tevin Mack      | G/F | 6-6  | 227 | Gr. | TR   | Columbia, S.C.      | Alabama               |
| 21 | Khavon Moore    | G/F | 6-8  | 217 | So. | TR   | Macon, Ga.          | Texas Tech            |
| 15 | John Newman III | F   | 6-5  | 197 | So. | 1VL  | Greensboro, N.C.    | Greensboro Day School |
| 10 | Curran Scott    | G   | 6-4  | 205 | Gr. | TR   | Edmond, Okla.       | Tulsa                 |
| 25 | Aamir Simms     | F   | 6-7  | 240 | Jr. | 2VL  | Palmyra, Va.        | Blue Ridge School     |
| 0  | Clyde Trapp     | G   | 6-4  | 194 | Jr. | 2VL  | Eastover, S.C.      | Lower Richland HS     |
| 5  | Hunter Tyson    | F   | 6-8  | 211 | So. | 1VL  | Monroe, N.C.        | Piedmont HS           |

## NUMERICAL

| No | Name            | Pos | Hgt  | Wgt | Cl. | Exp. | Hometown            | Previous School       |
|----|-----------------|-----|------|-----|-----|------|---------------------|-----------------------|
| 0  | Clyde Trapp     | G   | 6-4  | 194 | Jr. | 2VL  | Eastover, S.C.      | Lower Richland HS     |
| 1  | Jonathan Baehre | F   | 6-10 | 209 | Jr. | TR   | Wiesbaden, Germany  | UNC Asheville         |
| 2  | Al-Amir Dawes   | G   | 6-2  | 180 | Fr. | HS   | Newark, N.J.        | The Patrick School    |
| 3  | Chase Hunter    | G   | 6-3  | 200 | Fr. | HS   | Atlanta, Ga.        | Westlake HS           |
| 4  | Nick Honor      | G   | 5-10 | 205 | So. | TR   | Orlando, Fla.       | Fordham               |
| 5  | Hunter Tyson    | F   | 6-8  | 211 | So. | 1VL  | Monroe, N.C.        | Piedmont HS           |
| 10 | Curran Scott    | G   | 6-4  | 205 | Gr. | TR   | Edmond, Okla.       | Tulsa                 |
| 11 | Parker Fox      | G   | 6-6  | 202 | So. | 1VL  | Reno, Nev.          | Oconee HS (Ga.)       |
| 12 | Alex Hemenway   | G   | 6-3  | 180 | Fr. | HS   | Newburgh, Ind.      | Castle HS             |
| 13 | Tevin Mack      | G/F | 6-6  | 227 | Gr. | TR   | Columbia, S.C.      | Alabama               |
| 15 | John Newman III | F   | 6-5  | 197 | So. | 1VL  | Greensboro, N.C.    | Greensboro Day School |
| 21 | Khavon Moore    | G/F | 6-8  | 217 | So. | TR   | Macon, Ga.          | Texas Tech            |
| 25 | Aamir Simms     | F   | 6-7  | 240 | Jr. | 2VL  | Palmyra, Va.        | Blue Ridge School     |
| 31 | Wells Hoag      | G   | 6-2  | 180 | So. | HS   | Greenville, S.C.    | Greenville HS         |
| 32 | Paul Grinde     | F/C | 6-10 | 300 | Gr. | TR   | Virginia Beach, Va. | Vassar                |
| 55 | Trey Jemison    | C   | 7-0  | 256 | So. | 1VL  | Birmingham, Ala.    | Hoover HS             |

**Head Coach:** Brad Brownell

**Assistant Coaches:** Dick Bender, Antonio Reynolds Dean, Anthony Goins

**Director of Basketball Operations:** Matt Bucklin

**Special Assistant to the Head Coach:** Marty Simmons

**Director of Basketball Recruiting:** Philip Pearson

**Strength & Conditioning:** Mike Bewley

**Director of Player Development:** Terrell McIntyre

**Athletic Trainer:** Brad Crowe

**Video Coordinator:** Amit Tailor

**Graduate Managers:** Kylene Butler and Aaron Stevens

**Undergraduate Managers:** Jake Cerota, Luke Phillips, Braden Green, Palmer Morris, Jack Greer, Devon Gilliard, Jack Nauseef, Thomas Brockhorst, Johnny Heijer, Carson Greco, Drew Buddin, Robert Lewis (ClemsonLIFE) and Ty Parris (ClemsonLIFE)

## PRONUNCIATION GUIDE

|                 |                         |
|-----------------|-------------------------|
| Jonathan Baehre | <i>Rhymes with Bear</i> |
| Mike Bewley     | <i>BYOO-lee</i>         |
| Brad Brownell   | <i>BROW-nehl</i>        |
| Trey Jemison    | <i>GEM-ih-son</i>       |
| Khavon Moore    | <i>KAY-vohn</i>         |
| Paul Grinde     | <i>GRIN-dee</i>         |

## CLEMSON TIGERS BLUEPRINT

### Via High School Ranks (9)

Clyde Trapp (2017 recruiting class)  
 Al-Amir Dawes (2019 recruiting class)  
 Chase Hunter (2019 recruiting class)  
 Hunter Tyson (2018 recruiting class)  
 Parker Fox (2018 recruiting class)  
 Alex Hemenway (2019 recruiting class)  
 John Newman III (2018 recruiting class)  
 Aamir Simms (2017 recruiting class)  
 Trey Jemison (2018 recruiting class)

### Via Transfer Portal (6)

Jonathan Baehre (2018 transfer from UNC Asheville)  
 Nick Honor (2019 transfer from Fordham)  
 Curran Scott (2019 graduate transfer from Tulsa)  
 Tevin Mack (2019 graduate transfer from Alabama)  
 Khavon Moore (2019 transfer from Texas Tech)  
 Paul Grinde (2019 graduate transfer from Vassar)



# HEAD COACH BRAD BROWNELL



(Clicking on Coach Brownell's headshot will take you to his online bio)

## CAREER RECORDS

Overall Record: 345-220  
Conference Games (regular season career): 180-127  
Non-Conference Games (at Clemson): 95-41  
ACC Tournament: 4-9  
NCAA Tournament (career): 3-5  
Overtime Games (at Clemson): 11-7  
NIT (career): 4-3

## CAREER RECORDS (ACC PLAY)

Overall Record (Regular Season): 79-86  
Overall Record (inc. postseason): 83-95  
ACC Tournament: 4-9

## ALL-TIME WINNINGEST COACHES

|    |                                     |                |
|----|-------------------------------------|----------------|
| 1. | <b>Brad Brownell (2010-present)</b> | <b>178-135</b> |
| 2. | Cliff Ellis (1985-94)               | 177-128        |
| 3. | Bill Foster (1975-84)               | 156-106        |
| 4. | Oliver Purnell (2003-10)            | 138-88         |
| 5. | Joe Davis (1932-40)                 | 101-86         |

## CAREER COACHING RECORDS

**Season Victories: 25**  
Cliff Ellis, 1986-87  
Oliver Purnell, 2006-07  
Brad Brownell, 2017-18

**ACC Season Victories**  
11, Brad Brownell, 2017-18

**ACC Home Victories**  
8, Brad Brownell, 2017-18

**ACC Regular Season Career Victories**  
79, Brad Brownell (79-86), 2010-20

**Overall Wins vs. ACC Teams**  
83, Brad Brownell (83-95), 2010-20

**Overall Winning Percentage**  
vs. ACC Teams: .466, Brad Brownell (83-95), 2010-20

**Overall ACC Home Winning Percentage**  
.677, Brad Brownell (63-30), 2010-20

## ABOUT BRAD BROWNELL

**Born** November 15, 1968  
**Hometown** Evansville, Indiana  
**High School** Harrison High School  
**Degree** DePauw University (1991); history  
**Master's** University of Indianapolis (1994); history

### FAMILY

**Wife** Paula  
**Daughter** Abby  
**Daughter** Kate

### COACHING EXPERIENCE

| Years      | School, Position                |
|------------|---------------------------------|
| 1991-92    | Evansville, graduate assistant  |
| 1992-94    | Indianapolis; assistant coach   |
| 1994-2002  | UNC Wilmington, assistant coach |
| 2002-06    | UNC Wilmington, head coach      |
| 2006-10    | Wright State, head coach        |
| 2010-pres. | Clemson, head coach             |

### PLAYING EXPERIENCE

| Years   |   |
|---------|---|
| 1988-91 | DePauw University   |
|         | (Ranks seventh in school history in career assists - 332; 15th in steals - 102; 17th in free throw percentage - .782) |

### COACHING HONORS

|      |   |
|------|---|
| 2003 | Colonial Athletic Association Coach of the Year         |
| 2006 | Colonial Athletic Association Coach of the Year         |
| 2008 | Horizon League Coach of the Year                        |
| 2018 | Sports Illustrated College Basketball Coach of the Year |

### COACHING TREE

**Colton Ayers** (Assistant coach at Limestone College)  
**Nick Bowman** (Assistant coach at Nicholls State)  
**Tee Butters** (Assistant coach at Charleston Southern)  
**Austin Claunch** (Head coach at Nicholls State)  
**Billy Donlon** (Head coach at UMKC)  
**Jimmy Garrity** (Head women's coach at Wofford)  
**CJ Gleaton** (Assistant coach at Quincy University)  
**Adam Gordon** (Associate head coach at Southeast Missouri State)  
**Earl Grant** (Head coach at College of Charleston)  
**Marty McGillan** (Assistant coach at Longwood)  
**Riley McGillan** (Director of operations at Longwood)  
**Lucas McKay** (Assistant coach at UMKC)  
**Terrence Oglesby** (Assistant coach at Carson-Newman)  
**Rick Ray** (Head coach at Southeast Missouri State)  
**Richie Riley** (Head coach at South Alabama)  
**Tanner Smith** (Assistant coach at Kennesaw State)  
**Mike Winiecki** (Assistant coach at Lakeland Magic (NBA G-League))

### NBA DRAFT PICKS UNDER BROWNELL

|      |  |
|------|--|
| 2014 | K.J. McDaniels, 32nd to Philadelphia   |
| 2017 | Jaron Blossomgame, 59th to San Antonio |

## BROWNELL'S YEAR-BY-YEAR HEAD COACHING RECORD

| YEAR    | SCHOOL         | OVERALL | .PCT | CONF. | POSTSEASON          |
|---------|----------------|---------|------|-------|---------------------|
| 2002-03 | UNC Wilmington | 24-7    | .744 | 15-3  | NCAA, 1st round     |
| 2003-04 | UNC Wilmington | 15-15   | .500 | 9-9   |                     |
| 2004-05 | UNC Wilmington | 19-10   | .655 | 13-5  |                     |
| 2005-06 | UNC Wilmington | 25-8    | .758 | 15-3  | NCAA, 1st round     |
| 2006-07 | Wright State   | 23-10   | .697 | 13-3  | NCAA, 1st round     |
| 2007-08 | Wright State   | 21-10   | .677 | 12-6  |                     |
| 2008-09 | Wright State   | 20-13   | .606 | 12-6  |                     |
| 2009-10 | Wright State   | 20-12   | .625 | 12-6  |                     |
| 2010-11 | Clemson        | 22-12   | .647 | 9-7   | NCAA, 2nd round     |
| 2011-12 | Clemson        | 16-15   | .516 | 8-8   |                     |
| 2012-13 | Clemson        | 13-18   | .419 | 5-13  |                     |
| 2013-14 | Clemson        | 23-13   | .639 | 10-8  | NIT, Semifinals     |
| 2014-15 | Clemson        | 16-15   | .516 | 8-10  |                     |
| 2015-16 | Clemson        | 17-14   | .548 | 10-8  |                     |
| 2016-17 | Clemson        | 17-16   | .515 | 6-12  | NIT, 1st Round      |
| 2017-18 | Clemson        | 25-10   | .714 | 11-7  | NCAA, Sweet Sixteen |
| 2018-19 | Clemson        | 20-14   | .588 | 9-9   | NIT, 2nd Round      |
| 2019-20 | Clemson        | 9-8     | .529 | 3-4   |                     |

### HEAD COACHING SUMMARY

|                   |                |             |                |
|-------------------|----------------|-------------|----------------|
| at UNC Wilmington | 83-40          | .675        | 52-20          |
| at Wright State   | 84-45          | .651        | 49-21          |
| at Clemson        | 178-135        | .569        | 79-86          |
| <b>TOTALS</b>     | <b>345-220</b> | <b>.611</b> | <b>180-127</b> |

**NOTE:** Conference record is regular season only.

# GAME NOTES & MISCELLANEOUS STATS

## SERIES HISTORY VS. WAKE FOREST

- Clemson trails the all-time series 63-99, but has won 11-of-its-last-12 games against Wake Forest, including the last six in a row.
- Head Coach Brad Brownell is 11-2 all-time against Wake Forest, including 11-1 while at Clemson.
- Clemson won its only match-up with Wake Forest last season by a lopsided 64-37 score.

## INJURY BITTEN TIGERS

- The Tigers have been bitten by the injury bug in 2019 and have had many key players miss time due to injuries, including preseason projected starters Clyde Trapp and Jonathan Baehre and in-season starter Chase Hunter.
- Three-of-the-five injured Tigers have missed at least 10 games this season.
- For much of the season, the Tigers have had as few as **eight scholarship players** active in games.
- The Tigers have had players miss a total of **48** games this season due to injury.

### Games Missed

| Name            | Yr  | Pos | Gms Missed |
|-----------------|-----|-----|------------|
| Jonathan Baehre | Jr. | F   | 15         |
| Alex Hemenway   | Fr. | G   | 12         |
| Chase Hunter    | Fr. | G   | 9          |
| Khavon Moore    | So. | G/F | 2          |
| Clyde Trapp     | Jr. | G   | 10         |

## BROWNELL ALL-TIME WINS LEADER

- Head Coach Brad Brownell passed former Head Coach Cliff Ellis with a victory over No. 3/3 Duke on Jan. 14.
- Brownell tied former Head Coach Cliff Ellis for the most wins all-time while at Clemson (177).
- The historic tying win for Brownell came following the Tigers' first-ever victory at North Carolina (Jan. 11), 79-76 in overtime.

## ALL-TIME WINNINGEST COACHES AT CLEMSON

| Rk. | Coach                               | Record         |
|-----|-------------------------------------|----------------|
| 1.  | <b>Brad Brownell (2010-present)</b> | <b>178-135</b> |
| 2.  | Cliff Ellis (1985-94)               | 177-128        |
| 3.  | Bill Foster (1975-84)               | 156-106        |
| 4.  | Oliver Purnell (2003-10)            | 138-88         |
| 5.  | Joe Davis (1932-40)                 | 101-86         |
| 6.  | Rock Norman (1941-46)               | 85-131         |
| 7.  | Bobby Roberts (1963-70)             | 82-116         |
| 8.  | Rick Barnes (1994-98)               | 74-48          |
| 9.  | Larry Shyatt (1998-03)              | 70-84          |
| 10. | Tates Lock (1971-75)                | 62-70          |

## TIGERS TOPPLE NO. 3 BLUE DEVILS

- Clemson finished a historic back-to-back with a 79-72 win over No. 3/3 Duke on Jan. 14.
- Duke had held its previous seven opponents under 65 points until Clemson nearly put up an 80-spot in the seven-point victory.
- The win marked just the fourth time in the last 20 years that a team had defeated North Carolina and Duke back-to-back during the regular season.

## TEAMS TO BEAT UNC & DUKE BACK-TO-BACK (Regular Season last 20 years)

| Team  | Year    |
|---|---------|
| Clemson Tigers  | 2019-20 |
| Maryland Terrapins  | 2006-07 |
| NC State Wolfpack   | 2002-03 |
| Maryland Terrapins  | 2002-03 |
| • It marks the third team in the last 10 seasons overall to beat Duke and UNC in consecutive games, joining Notre Dame in the 2015 ACC Tournament and Florida State in the 2012 ACC Tournament. |         |
| • The last time that Clemson had defeated North Carolina and Duke in consecutive games was during the 1989-90 season.   |         |
| • That year the Tigers earned a 69-61 home win over   |         |

North Carolina on Feb. 24 and then turned around and took down No. 5 Duke by four, 97-93.

- The win over Duke helped Clemson clinch at least a share of the 1990 ACC Regular Season championship. (Duke would lose to UNC the very next weekend to give the Tigers sole possession of the regular season championship).
- The win over No. 3/3 Duke was also the highest-ranked team that Clemson has beaten under Head Coach Brad Brownell.
- It was the first time since Feb. 4, 2009 that the Tigers have defeated a top-5 Duke team. Clemson beat Duke 74-47 that year.
- The Tigers knocked off an AP Top 3 ranked opponent for the first time since Feb. 18, 2001 when Clemson topped No. 1 North Carolina 75-65.

## CLEMSON'S BEST BACK-TO-BACK WINS

- There have been many noteworthy back-to-back victories in Clemson's history, but Jan. 11-14, 2020 is right up there or at the top.
- Head Coach Brad Brownell has been the leader for two of the moments below.
- March 3-4, 1939:** Clemson beat Davidson 49-33 and Maryland 39-27 to win the Southern Conference Tournament in Raleigh.
- March 1-2, 1962:** Clemson beats host NC State, 67-46 and No. 8 Duke, 77-72 in first two rounds of ACC Tournament in Raleigh.
- Feb. 17-18, 1967:** Clemson downs NC State 62-50 and No. 4 North Carolina, 92-88 to win the North-South Doubleheader in Charlotte.
- Jan. 17-21, 1976:** Clemson wins consecutive games over top 5 teams on the road, 86-81 at No. 5 Wake Forest and 82-77 over No. 2 Maryland.
- March 6-8, 1980:** Defeated Utah State 76-73 and No. 12 BYU and Danny Ainge, 71-66 in NCAA Tournament in Ogden, Utah.
- March 1-4, 1989:** Beat No. 9 Duke, 79-74 and No. 25 Georgia Tech, 81-79 (OT) to clinch NCAA tournament birth.
- Feb. 24-28, 1990:** Beat North Carolina 69-61 and No. 5 Duke 97-93 to clinch ACC regular season title.
- March 16-18, 2018:** Beat New Mexico State, 79-68 and No. 16 Auburn, 84-53 in NCAA Regional in San Diego, Calif.
- Jan. 11-14, 2020:** Beat North Carolina in Chapel Hill for first time, 79-76 (OT) and No. 3 Duke at home, 79-72.

**Note:** Chronological order

## HISTORIC WIN IN CHAPEL HILL

- Clemson overcame a 13-point deficit toward the end of the first half, and also a 10-point deficit with just 2:08 remaining in regulation to force overtime and claim victory in the extra period.
- The comeback win marked the second time this season that the Tigers won a game without leading once during regulation.
- It also marked the second double-digit deficit overcome for victory this season.
- It marked the Tigers' first-ever win in Chapel Hill in 60 tries and over 95 years dating back to the 1925-26 season.
- Aamir Simms led the Tigers with a "Quintuple Leadership" - leading Clemson with 20 points, eight rebounds, six assists, four blocks and three steals.
- Simms scored the last 10 points of regulation for the Tigers and scored or assisted on six-of-the-nine overtime points to help lead the Tigers to an historic victory.
- Simms nailed his third 3-pointer of the contest with 3.5 seconds remaining from the nearside wing to knot the score at 70-70.
- Then in overtime, with Clemson leading 77-76, Simms caught a pass at the key from Clyde Trapp and

drove left side to finish a layup and give Clemson a 3-point advantage.

- The Tar Heels came back down and flailed up two three-point attempts, to no avail.
- Both John Newman III and Tevin Mack both showed out and scored 17 points each in the victory.
- Mack fouled out of the game with 2:08 remaining and the Tigers trailing by 10 points, but Clemson finished regulation on a 17-4 run and the game on a 21-8 run to capture the victory.

## CLEMSON IN MIDDLE OF TOBACCO ROAD

- Clemson is in the middle of a five-game streak of playing games against ACC teams from the state of North Carolina. This is the first time in history Clemson has played five-straight games against North Carolina "Tobacco Road" schools in the same season.
- It is the first time Clemson has played five-straight games against ACC teams from North Carolina since the final three games of 1961-62 and the first two games of 1962-63.
- The last three games of 1961-62 were all in the 1962 ACC Tournament in Raleigh, wins over NC State and Duke and a championship game loss to Wake Forest.
- Clemson is off to a great start in this stretch with two wins, a victory over NC State at home and the epic win at North Carolina.
- The win in Chapel Hill was Clemson's first victory over the Tar Heels on their home court and the first win by Clemson against the Tar Heels in the state of North Carolina since the 1996 ACC Tournament in Greensboro.

## OVERCOMING DOUBLE-DIGIT DEFICITS

- Clemson has overcome two double-digit deficits this season and comeback to win overtime games against TCU (Nov. 24) and North Carolina (Jan. 11).
- The Tigers trailed by as many as 15 points against the Horned Frogs in their first game of the MGM Main Event in Las Vegas.
- Clemson defeated TCU 62-60 at T-Mobile Arena in their opening contest of the tournament on Sunday.
- After putting together a 15-0 run to close out the second half, Clemson prevailed in overtime.
- Marking the largest comeback for the Tigers since 2011.
- Down 52-37 with 7:39 remaining, the Tigers remained poised, however, and outscored the Horned Frogs 15-0 over the course of the final 7:39 of the second half. A steal by Curran Scott helped facilitate a game-tying basket by Mack in the final minute, thus forcing overtime.
- Clemson would prevail 62-60 in the extra period.
- Clemson overcame a 13-point deficit toward the end of the first half against the Tar Heels, and also a 10-point deficit with just 2:08 remaining in regulation to force overtime and claim victory in the extra period.
- Aamir Simms scored the last 10 points of regulation to help force overtime and then scored or assisted on six-of-nine overtime points to help the Tigers prevail for their first-ever win in Chapel Hill.

## OVERCOMING 10-POINT DEFICITS UNDER BRAD BROWNELL

| Date     | Opponent          | Down/Half | Score | Final  |
|----------|-------------------|-----------|-------|--------|
| 1-11-20  | at North Carolina | 10/2      | 58-68 | ^79-76 |
| 11-24-19 | vs. TCU           | 15/2      | 37-52 | ^62-60 |
| 2-24-18  | Georgia Tech      | 11/2      | 33-44 | 75-67  |
| 1-28-18  | at Georgia Tech   | 12/1      | 12-24 | 72-70  |
| 12-16-17 | vs. Florida       | 12/2      | 35-47 | 71-69  |
| 11-29-17 | at Ohio State     | 13/1      | 11-24 | 79-65  |
| 12-31-16 | at Wake Forest    | 13/2      | 51-64 | 73-68  |
| 1-13-16  | Duke              | 12/1      | 16-28 | 68-63  |
| 1-24-15  | Wake Forest       | 13/2      | 51-64 | 73-68  |
| 1-11-14  | Duke              | 10/1      | 26-36 | 72-59  |
| 12-3-13  | SC State          | 10/1      | 8-18  | 65-49  |
| 11-21-13 | vs. Temple        | 12/1      | 20-32 | 72-58  |
| 2-5-11   | at Georgia Tech   | 11/1      | 8-19  | 65-56  |

# NOTES

## PRONUNCIATION GUIDE

### COACHES

|                                     |                |
|-------------------------------------|----------------|
| HC Brad Brownell                    | BROW-nehl      |
| Strength Coach Mike Bewley          | BYOO-lee       |
| Player Development Terrell McIntyre | TUH-rell       |
| Athletic Trainer Brad Crowe         | "Crow"         |
| Video Coordinator Amit Tailor       | uh-MEET Taylor |

### PLAYERS

|                   |            |
|-------------------|------------|
| F Jonathan Baehre | "Bear"     |
| F Paul Grinde     | GRIN-dee   |
| C Trey Jemison    | GEM-ih-son |
| F Khavon Moore    | KAY-vohn   |
| G Curran Scott    | KERR-uhn   |

### HOMETOWNS/HIGH SCHOOLS

|                                       |               |
|---------------------------------------|---------------|
| Weisbaden, Germany (Jonathan Baehre)  | WHEEZ-bade-en |
| Oconee High School (Ga.) (Parker Fox) | OH-cone-ee    |
| Dreher High School (Tevin Mack)       | Dreer         |
| Macon, Ga. (Khavon Moore)             | MAKE-in       |

|          |                        |      |       |       |
|----------|------------------------|------|-------|-------|
| 1-25-11  | NC State               | 19/1 | 12-31 | 60-50 |
| 12-33-10 | at Coll. of Charleston | 11/1 | 0-11  | 66-59 |

**BOLD** signifies a Clemson home game

## FEWEST 2ND HALF POINTS ALLOWED UNDER BROWNELL

- Clemson allowed just 11 points in the second half against Jacksonville. It marked the fewest points allowed in a second half under head coach Brad Brownell.
- The previous marked was 14 by Delaware State on Nov. 13, 2013.
- The Tigers allowed just two points in the last 14:40 of regulation, including holding the Dolphins scoreless for the last 7:55 of the second half.
- During the last 14:40, Clemson held Jacksonville to just 1-for-19 from the floor, including forcing five turnovers.

## CLEMSON TOUGH TO BEAT WHEN ALLOWING 50 OR LESS POINTS

- In Brad Brownell's tenure as head coach at Clemson, the Tigers are a combined 45-2 when they allow 50 or less points to its opponent.
- The Tigers have won their last 24 contests in which they have allowed 50 or less points (24-0).
- Most recently, the Tigers held Jacksonville to just 39 total points (only 11 in the second half) en route to a 68-39 victory.
- In just the Tigers' second game of the 2019-20 season, they held Presbyterian to just 45 points, marking the first time this season they have held an opponent under the 50-point threshold.
- Clemson went 4-0 during 2018-19 in such games.
- The Tigers topped Pittsburgh with a 62-48 victory on the road on Feb. 27.
- Clemson rolled Georgia Tech on the road on Feb. 6, 65-42, and clinching the fewest points allowed in consecutive ACC games in Clemson history.
- The Tigers dominated Wake Forest on Feb. 3, 64-37, holding the Demon Deacons to the lowest point total allowed in an ACC game under Brownell.
- The 37 points ties Georgia Tech from a Feb. 21, 2012, 56-37, Tiger victory.
- The 40th win came on Nov. 20 in the Cayman Islands Classic semifinals with a 64-49 win over Georgia.
- The only losses on the record are losses to Virginia (49-47, Feb. 2, 2011) and Miami (45-43, Feb. 17, 2013).

## CLEMSON'S RECORD IN GAMES ALLOWING 50 POINTS OR LESS (UNDER BROWNELL)

| Year    | Record |
|---------|--------|
| 2010-11 | 6-1    |
| 2011-12 | 7-0    |

|                |             |
|----------------|-------------|
| 2012-13        | 6-1         |
| 2013-14        | 9-0         |
| 2014-15        | 3-0         |
| 2015-16        | 4-0         |
| 2016-17        | 2-0         |
| 2017-18        | 2-0         |
| 2018-19        | 4-0         |
| <b>2019-20</b> | <b>2-0</b>  |
| <b>TOTAL</b>   | <b>45-2</b> |

## CLEMSON WHEN ALLOWING 40 OR LESS POINTS

- Taking it one step further, Clemson has allowed 40 points or less on nine occasions during Brownell's tenure as head coach.
- The Tigers have accomplished this feat twice during ACC play, while the other seven contests have been out-of-conference games.
- Clemson notched its first of the 2019-20 season with a 68-39 beating of Jacksonville on Dec. 20.
- Clemson allowed just 11 second half points against the Dolphins - the least amount allowed under Brownell at Clemson in a second half.

## CLEMSON'S RECORD IN GAMES ALLOWING 40 POINTS OR LESS (UNDER BROWNELL)

| Date          | Opponent         | Site | W/L | Score      |
|---------------|------------------|------|-----|------------|
| Dec. 20, 2019 | Jacksonville     | H    | W   | 68-39      |
| Feb. 3, 2018  | Wake Forest      | H    | W   | 64-37      |
| Nov. 13, 2015 | NC Central       | H    | W   | 74-40      |
| Dec. 14, 2013 | Furman           | H    | W   | 71-35      |
| Nov. 29, 2013 | Coastal Carolina | H    | W   | 69-40      |
| Nov. 13, 2013 | Delaware State   | H    | W   | 58-37      |
| Feb. 21, 2012 | Georgia Tech     | A    | W   | 56-37      |
| Dec. 17, 2011 | Winthrop         | H    | W   | 60-40      |
| Dec. 17, 2010 | Savannah State   | H    | W   | 61-40      |
| <b>RECORD</b> |                  |      |     | <b>9-0</b> |

## CLEMSON MANAGERS CLIMBING NATIONAL RANKS

- Clemson's manager team is 2-2 this season and has slowly been climbing the @ManagerGames\_ national rankings since the poll debuted earlier this year.
- The Tiger managers are coming off of a thrilling 70-68 double-overtime victory over NC State.
- They are averaging 75.0 points per game over four contests with a +3.8 scoring margin.
- The 75.0 points per contest ranks 42nd in the country out of 143 teams.
- Having only played four games this season, the Tiger managers rank 49th nationally.
- The Tiger managers have four averaging double figures this season: Terrell McIntyre (27.0), Aaron Stevens (20.0), Jake Cerota (14.0) and Kylan Butler (12.0).

## COMEBACK FOR THE AGES

- Putting on a show in the "Entertainment Capital of the World," the Clemson University men's basketball team stepped up under pressure and pulled off a gritty victory in the 2019 MGM Resorts Main Event.
- Clemson defeated TCU 62-60 at T-Mobile Arena in their opening contest of the tournament on Sunday.
- After putting together a 15-0 run to close out the second half, Clemson prevailed in overtime.
- The Tigers knocked down 10 3-pointers, including several pivotal treys, in their first action away from Littlejohn Coliseum.
- Marking the largest comeback for the Tigers since 2011.
- Tevin Mack led the charge for the Tigers with a season-high 22 points and nine rebounds.
- Mack went 5-of-10 from deep, with three of his 3-point shots coming in the first half.
- Aamir Simms sparked the comeback in the second half. Simms manufactured a double-double with 13 points and 12 boards, and all 13 of his points were tallied after halftime.

## BRAD BROWNELL VS. 2019-20 OPPONENTS

| Opponent       | at Clemson | Overall |
|----------------|------------|---------|
| Alabama A&M    | 1-0        | 1-0     |
| Boston College | 10-3       | 10-3    |
| Colgate        | 1-0        | 1-0     |
| Colorado       | 0-1        | 0-1     |
| Detroit Mercy  | 1-0        | 11-0    |
| Duke           | 3-9        | 3-9     |
| Florida State  | 6-15       | 6-15    |
| Georgia Tech   | 16-4       | 16-4    |
| Jacksonville   | 1-0        | 3-0     |
| Louisville     | 2-3        | 2-3     |
| Miami (Fla.)   | 5-7        | 5-7     |
| Minnesota      | 0-2        | 0-2     |
| North Carolina | 2-11       | 2-13    |
| NC State       | 8-10       | 8-10    |
| Notre Dame     | 2-5        | 2-5     |
| Pittsburgh     | 6-3        | 6-3     |
| Presbyterian   | 3-0        | 4-0     |
| South Carolina | 5-5        | 5-5     |
| Syracuse       | 3-4        | 3-4     |
| TCU            | 1-0        | 1-0     |
| Virginia       | 2-11       | 2-11    |
| Virginia Tech  | 6-8        | 6-8     |
| Wake Forest    | 11-1       | 11-2    |
| Yale           | 0-1        | 0-1     |

## CLEMSON VS. 2019-20 OPPONENTS

| Opponent       | Overall |
|----------------|---------|
| Alabama A&M    | 1-0     |
| Boston College | 18-7    |
| Colgate        | 2-0     |
| Colorado       | 0-1     |
| Detroit Mercy  | 1-0     |
| Duke           | 32-110  |
| Florida State  | 32-44   |
| Georgia Tech   | 73-63   |
| Jacksonville   | 2-0     |
| Louisville     | 2-6     |
| Miami (Fla.)   | 14-13   |
| Minnesota      | 2-6     |
| North Carolina | 22-133  |
| NC State       | 54-105  |
| Notre Dame     | 2-5     |
| Pittsburgh     | 6-3     |
| Presbyterian   | 58-18-1 |
| South Carolina | 79-91   |
| Syracuse       | 5-4     |
| TCU            | 2-0     |
| Virginia       | 53-76   |
| Virginia Tech  | 16-20   |
| Wake Forest    | 63-99   |
| Yale           | 1-2     |

- Down 52-37 with 7:39 remaining, the Tigers remained poised, however, and outscored the Horned Frogs 15-0 over the course of the final 7:39 of the second half. A steal by Curran Scott helped facilitate a game-tying basket by Mack in the final minute, thus forcing overtime.
- In the bonus period, the Tigers came back from a four-point deficit, with a 3-pointer by Al-Amir Dawes giving Clemson a lead that it did not relinquish. Dawes' shot was netted with 1:33 remaining, and it put the Tigers ahead 61-60. The Horned Frogs missed a couple of shots near the basket on their final possession, and Mack then iced the game with a free throw.

## HIGH SCORING TIGERS

- Clemson scored 80+ points in three-straight games earlier this season (Nov. 10-21, 2019).



# NOTES

## LITTLEJOHN COLISEUM

**First Game:** Nov. 30, 1968 (Clemson 76, Georgia Tech 72)  
**Games:** 778  
**Overall Record:** 569-209 (.731)  
**Non-Conference:** 357-46 (.886) | **ACC:** 212-163 (.565)  
**Brownell Era:** 108-38 (.740) | **Non-Con:** 57-12 (.826) | **ACC:** 48-28 (.632)  
**Total Attendance (Avg.):** 6,216,037 (7,990)  
**Most Wins / Season:** 16 (2006-07; 2013-14)

### LITTLEJOHN COLISEUM HOME RECORD

| Year    | Overall   | Pct.  | Attn.   | Avg.   |
|---------|---|-------|---------|--------|
| 1968-69 | 4-7   | .364  | 55,150  | 5,014  |
| 1969-70 | 6-5   | .546  | 50,877  | 4,625  |
| 1970-71 | 8-4   | .667  | 63,488  | 5,291  |
| 1971-72 | 6-4   | .600  | 81,278  | 8,128  |
| 1972-73 | 9-2   | .818  | 85,750  | 7,795  |
| 1973-74 | 9-4   | .692  | 103,519 | 7,963  |
| 1974-75 | 11-1  | .917  | 113,515 | 9,460  |
| 1975-76 | 8-5   | .615  | 107,220 | 8,248  |
| 1976-77 | 13-2  | .867  | 134,841 | 8,883  |
| 1977-78 | 10-5  | .667  | 138,115 | 9,208  |
| 1978-79 | 13-3  | .813  | 144,535 | 9,033  |
| 1979-80 | 15-0  | 1.000 | 130,900 | 8,727  |
| 1980-81 | 12-4  | .750  | 145,792 | 9,112  |
| 1981-82 | 11-5  | .688  | 139,731 | 8,733  |
| 1982-83 | 9-7   | .563  | 131,063 | 8,191  |
| 1983-84 | 11-5  | .688  | 129,600 | 8,100  |
| 1984-85 | 12-4  | .750  | 130,136 | 8,134  |
| 1985-86 | 14-5  | .737  | 144,699 | 7,616  |
| 1986-87 | 15-2  | .882  | 142,274 | 7,328  |
| 1987-88 | 12-4  | .750  | 117,250 | 7,328  |
| 1988-89 | 13-1  | .929  | 114,123 | 8,151  |
| 1989-90 | 14-0  | 1.000 | 122,540 | 8,753  |
| 1990-91 | 9-7   | .563  | 121,314 | 7,582  |
| 1991-92 | 12-4  | .750  | 114,691 | 7,168  |
| 1992-93 | 11-5  | .688  | 113,803 | 7,113  |
| 1993-94 | 11-4  | .733  | 108,074 | 7,205  |
| 1994-95 | 11-5  | .688  | 116,754 | 7,297  |
| 1995-96 | 14-2  | .875  | 150,037 | 9,377  |
| 1996-97 | 12-3  | .800  | 147,019 | 9,801  |
| 1997-98 | 11-3  | .786  | 156,103 | 11,151 |
| 1998-99 | 12-3  | .800  | 141,728 | 9,449  |
| 1999-00 | 7-9   | .438  | 142,679 | 8,918  |
| 2000-01 | 9-7   | .563  | 137,909 | 8,619  |
| 2001-02 | 8-8   | .500  | 139,954 | 8,747  |
| 2002-03 | 5-4   | .555  | 80,600  | 8,956  |
| 2003-04 | 10-6  | .625  | 122,900 | 7,681  |
| 2004-05 | 10-5  | .667  | 111,886 | 7,459  |
| 2005-06 | 12-4  | .750  | 106,251 | 6,641  |
| 2006-07 | 16-4  | .800  | 147,122 | 7,356  |
| 2007-08 | 14-2  | .875  | 137,739 | 8,609  |
| 2008-09 | 13-3  | .813  | 135,619 | 8,476  |
| 2009-10 | 14-2  | .875  | 151,442 | 9,465  |
| 2010-11 | 15-2  | .882  | 140,920 | 8,289  |
| 2011-12 | 11-5  | .688  | 125,249 | 7,828  |
| 2012-13 | 8-7   | .533  | 118,305 | 7,887  |
| 2013-14 | 16-3  | .842  | 142,231 | 7,486  |
| 2014-15 | 11-6  | .611  | 129,800 | 7,635  |
| 2015-16 | Home games held in Greenville, S.C. due to renovation |       |         |        |
| 2016-17 | 11-6  | .611  | 123,442 | 7,262  |
| 2017-18 | 15-1  | .938  | 123,895 | 7,743  |
| 2018-19 | 14-5  | .737  | 133,290 | 7,015  |
| 2019-20 | 7-4   | .636  | 68,885  | 6,262  |

### Largest Crowds

| Attendance | Date      | W/L | Results                      |
|------------|-----------|-----|------------------------------|
| 13,863     | 1-9-1980  | W   | Clemson 87, Duke 82 (OT)     |
| 13,136     | 2-28-1990 | W   | Clemson 97, Duke 93          |
| 12,632     | 1-29-1977 | W   | Clemson 93, UNC 73           |
| 12,611     | 1-7-1987  | W   | Clemson 73, NC State 69      |
| 12,267     | 1-19-1981 | L   | Virginia 74, Clemson 59      |
| 12,258     | 1-17-1981 | L   | Maryland 68, Clemson 62 (OT) |
| 12,013     | 2-24-1990 | W   | Clemson 69, UNC 61           |
| 11,909     | 1-11-1978 | L   | Duke 107, Clemson 85         |
| 11,800     | 1-22-1975 | W   | Clemson 83, Maryland 82      |
| 11,800     | 2-22-1975 | W   | Clemson 92, NC State 70      |
| 11,800     | 1-24-1976 | L   | Virginia 69, Clemson 62      |
| 11,742     | 1-23-1988 | W   | Clemson 69, S. Carolina 65   |

**Note:** The arena was named for J.C. Littlejohn, a long-time Clemson University employee, for many years the school's business manager.

- The Tigers scored 87 points in consecutive games against Detroit Mercy and Alabama A&M en route to blowouts. They also scored 81 against Colgate, the Patriot League preseason favorites.
- It marked just the third time that Clemson has scored 80+ points in three-straight games under head coach Brad Brownell.
- The Tigers also accomplished this from Dec. 4-10, 2016 and Nov. 10-16, 2017.

## THREE MAJOR SCORERS

- In Clemson's win over Detroit Mercy on Nov. 17, the Tigers boasted three scorers with at least 18 points.
- Hunter Tyson (20), Aamir Simms (19) and Tevin Mack (18) all helped lead the Tigers to a season-high 87 points and a decisive 22-point victory.
- As a collective group, they finished 24-for-36 from the floor (66.7 percent).
- It also marked the first time in nearly 12 seasons that the Tigers have accomplished that feat.
- You'd have to go back to March 8, 2009 when the Tigers' Demontez Stitt (21), K.C. Rivers (21) and Trevor Booker (18) paced Clemson in a 96-88 loss to Wake Forest.

## TIGERS SWIPE 13 STEALS

- Clemson came away with 13 steals in its 81-68 win over Colgate on Nov. 10.
- The 13 steals were the most in a game for Clemson since swiping 15 in an 84-67 win over Lipscomb last season (Dec. 30, 2018).
- The year prior in 2017-18, the Tigers stole 15 passes in a 74-69 overtime win over Louisville (Jan. 6, 2018).
- Besides those two instances, it is the third-most steals in a game for Clemson under head coach Brad Brownell since they notched 16 (the most under coach Brownell) against The Citadel on Jan. 1, 2013.
- Tevin Mack came up with five steals against Colgate (Nov. 10) - his career-best to date.
- Mack is the first Tiger to garner five steals in a game since Marquise Reed stole five in a 67-55 win over Syracuse last season (March 9, 2019).
- Reed achieved five steals on three separate occasions last season.
- Mack is just the second Clemson player since the 2015-16 season to garner at least five steals in a game.
- Avry Holmes stole six against Georgia Tech that season (Feb. 13, 2016).

## CLEMSON'S DEFENSE LAST TWO SEASONS

- Clemson has finished in the top 15 of adjusted defensive efficiency each of the last two seasons.

## CLEMSON BIRTHDAYS

|              |                 |
|--------------|-----------------|
| January 6    | O'Neil McBride  |
| January 10   | Paul Grinde     |
| February 15  | Wells Hoag      |
| February 17  | Aamir Simms     |
| April 6      | Khavon Moore    |
| April 8      | Chase Hunter    |
| May 1        | Tevin Mack      |
| June 13      | Hunter Tyson    |
| June 17      | Alex Hemenway   |
| July 5       | Curran Scott    |
| July 15      | Parker Fox      |
| August 2     | John Newman III |
| September 12 | Jonathan Baehre |
| September 28 | Al-Amir Dawes   |
| October 3    | Nick Honor      |
| November 15  | Brad Brownell   |
| November 28  | Trey Jemison    |
| December 23  | Clyde Trapp     |

## TIGERS IN THE NBA

|                                     |                    |
|-------------------------------------|--------------------|
| <b>Randy Mahaffey, F</b>            |                    |
| Kentucky Colonels                   | 1968-69            |
| New York Nets                       | 1969-70            |
| Carolina Cougars                    | 1970-71            |
| <b>Skip Wise, G</b>                 |                    |
| San Antonio Spurs                   | 1975-76            |
| <b>Tree Rollins, C</b>              |                    |
| Atlanta Hawks                       | 1978-88            |
| Cleveland Cavaliers                 | 1989-90            |
| Detroit Pistons                     | 1990-91            |
| Houston Rockets                     | 1991-93            |
| Orlando Magic                       | 1993-95            |
| <b>Larry Nance, F</b>               |                    |
| Phoenix Suns                        | 1982-88            |
| Cleveland Cavaliers                 | 1988-94            |
| <b>Horace Grant, F</b>              |                    |
| Chicago Bulls                       | 1988-94            |
| Orlando Magic                       | 1994-99, 2001-03   |
| Seattle Supersonics                 | 1999-2000          |
| Los Angeles Lakers                  | 2000-01, 2003-04   |
| <b>Devin Gray, F</b>                |                    |
| San Antonio Spurs, Sacramento Kings | 1996-97            |
| Houston Rockets                     | 1999-2000          |
| <b>Elden Campbell, C</b>            |                    |
| Los Angeles Lakers                  | 1990-99            |
| Charlotte/New Orleans Hornets       | 1999-2002          |
| Seattle Supersonics                 | 2002-03            |
| Detroit Pistons                     | 2003-05            |
| <b>Dale Davis, F</b>                |                    |
| Indiana Pacers                      | 1991-2000, 2004-05 |
| Portland Trailblazers               | 2000-04            |
| Golden State Warriors               | 2004-05            |
| Detroit Pistons                     | 2005-07            |
| <b>Chris Whitney, G</b>             |                    |
| San Antonio Spurs                   | 1993-95            |
| Washington Wizards                  | 1995-2002, 2003-04 |
| Denver Nuggets                      | 2002-03            |
| Orlando Magic                       | 2002-03            |
| <b>Sharone Wright, C</b>            |                    |
| Philadelphia 76ers                  | 1994-95            |
| Toronto Raptors                     | 1995-98            |
| <b>Greg Buckner, G</b>              |                    |
| Dallas Mavericks                    | 1999-2002, 2006-07 |
| Philadelphia 76ers                  | 2002-04            |
| Denver Nuggets                      | 2004-06            |
| Minnesota Timberwolves              | 2007-08            |
| Memphis Grizzlies                   | 2008-09            |
| <b>Harold Jamison, F</b>            |                    |
| Miami Heat                          | 1999-2000          |
| Los Angeles Clippers                | 2001-02            |
| <b>Will Solomon, G</b>              |                    |
| Memphis Grizzlies                   | 2001-02            |
| Toronto Raptors, Sacramento Kings   | 2008-09            |
| <b>Trevor Booker, F</b>             |                    |
| Washington Wizards                  | 2010-14            |
| Utah Jazz                           | 2014-16            |
| Brooklyn Nets                       | 2016-18            |
| Indiana Pacers                      | 2018               |
| <b>K.J. McDaniels, G</b>            |                    |
| Philadelphia 76ers                  | 2014-15            |
| Houston Rockets                     | 2015-17            |
| Brooklyn Nets                       | 2017               |
| Toronto Raptors                     | 2017               |
| <b>Jaron Blossomgame, F</b>         |                    |
| Cleveland Cavaliers                 | 2018-19            |
| <b>Donte Grantham, F</b>            |                    |
| Oklahoma City Thunder               | 2018-19            |

# NOTES

- The Tigers are one of just six total programs to claim that accomplishment over the last two years.
- Clemson finished 14th nationally last season and 6th nationally in 2017-18.
- The Tigers join Duke, Virginia, Houston, Michigan and Michigan State as the only programs who can make this defensive claim.

## THREES FOR DAYS

- Clemson knocked down an impressive barrage of 3-pointers in a 79-45 victory over Presbyterian (Nov. 7).
- The Tigers made 14 threes for just the sixth time in program history.
- Clemson has made 14 threes or more on four occasions during the Brownell Era.
- The Tigers made 14 last season in a home victory over Pittsburgh (Jan. 29, 2019).
- The year prior, Clemson made 15 in a home win against North Carolina (Jan. 30, 2018).
- In 2015, the Tigers knocked down 14 on the road at Minnesota in a loss.

## THREE-POINT GOALS - CLEMSON

| No | Att | Site-Opponent           | Date       |
|----|-----|-------------------------|------------|
| 16 | 28  | N2-Puerto Rico-Mayaguez | 12-19-2005 |
| 16 | 26  | A-Virginia              | 2-7-2008   |
| 15 | 37  | N1-Evansville           | 12-27-1993 |
| 15 | 30  | H-North Carolina        | 1-30-2018  |
| 15 | 28  | A-Maryland              | 1-20-2002  |
| 15 | 27  | H-Western Carolina      | 12-23-2006 |
| 15 | 23  | A-Virginia              | 1-22-1983  |
| 14 | 34  | H-Presbyterian          | 11-7-2019  |
| 14 | 30  | H-Presbyterian          | 11-13-2009 |
| 14 | 28  | H-Georgia Tech          | 1-24-2001  |
| 14 | 28  | A-Minnesota             | 11-30-2015 |
| 14 | 27  | H-Pittsburgh            | 1-29-2019  |
| 14 | 25  | A-Virginia Tech         | 1-29-2009  |

**BOLD** signifies Brad Brownell coached team

## FRESHMEN EMPHASIS

- Head coach Brad Brownell has started an all-freshmen backcourt this season with Al-Amir Dawes and Chase Hunter.
- This marks the first time that Brownell has started a freshman since 2014-15 when Donte Grantham started his first career game as a Tiger.
- The year prior to Grantham, Brownell started Jaron Blossomgame as a rookie in 2013-14.
- Other recent instances of one freshman starting their rookie year: Demontez Stitt (2007-08), Trevor Booker (2006-07), K.C. Rivers (2005-06).
- The last time that Clemson had two freshmen primarily in the starting lineup was 2004-05 when guard Cliff Hammonds and forward Cheyenne Moore shared that privilege.
- The 1995-96 season was unique in Clemson history in that, then-head coach Rick Barnes started four freshmen and one sophomore. Among the freshmen starting that season, current director of player development and second all-time leading scorer Terrell McIntyre.
- You'd have to go all the way back to the 1943-44 season for the last time the Tigers primarily started freshmen in the backcourt.
- Eddis Freeman and Leonard Riddle started most of that season in the backcourt and combined for 18.4 points per game.
- Dawes and Hunter combined for 18 points in their debut as Tigers.

## FIRST FRESHMEN TIGERS SINCE...

- As noted above, the last time freshmen primarily started in the backcourt was the 1943-44 season.
- However, Clemson has started freshmen in the backcourt since then, but just not on a regular basis.
- The last time the Tigers started both freshmen in the backcourt was Feb. 27, 1991. A 79-62 loss at Duke.
- Jimmy Mason and Andrew Bovain started for the Tigers at Cameron Indoor Stadium.

## YOUTH MOVEMENT

- In addition to both freshmen in the backcourt, the Tigers start a sophomore, junior and a graduate transfer.
- With the exception of a graduate transfer, the Tigers' bench is primarily made up of freshmen and sophomores.
- According to Ken Pomeroy, the Tigers' boast an experience ranking of 1.48 which stands 246th in the country (out of 351 programs).
- This means that Clemson is valued as one of the youngest teams in the country.
- The experience value is in terms of years of college experience where a player's eligibility class is assumed to determine this.
- For the purposes of calculation, a freshman has zero years of experience, a sophomore has one year, etc.
- The experience also weights the experience of each player on the roster based on minutes played. Players that have played less than 10% of their team's minutes are not included.

## BROWNELL'S 20-WIN SEASONS

- Head coach Brad Brownell clinched his fourth 20-win campaign at Clemson with a 75-69 victory over Wright State in the first round of the NIT on March 19, 2019.
- It marks Brownell's second consecutive 20-win season at Clemson.
- Brownell won 25 games in 2017-18 en route to leading the Tigers to the Sweet 16 of the NCAA Tournament.
- Brownell was a Naismith National Coach of the Year semifinalist in 2017-18 and won Sports Illustrated College Coach of the Year.
- The 25 wins tied the Clemson record for wins in a season and the 11 ACC victories was the most by a Clemson coach in history.
- Brownell also accomplished 20 wins in 2013-14 and in his first season as a Tiger in 2010-11.
- The Tigers reached the semifinals of the NIT in 2014, while making an appearance in the second round of the NCAA Tournament in 2011.
- Brownell came to Clemson with six 20-win campaigns under his belt, including one at UNC Wilmington and one for each year he spent at Wright State.
- Of those six seasons, Brownell's teams made it to the NCAA Tournament on three occasions.

## CLEMSON REPRESENTS UNITED STATES AND WINS GOLD MEDAL

- Clemson represented the United States at the 2019 World University Games and proceeded to finish the tournament 6-0 and win a Gold Medal.
- The Gold Medal for the United States was its first since 2015 and just its second since 2005.
- In the Gold Medal game, John Newman III scored a game-high 20 points with a team-high seven rebounds as the United States coasted to an 85-63 win over Ukraine.
- The United States trailed early in the game 6-0, but went on a 23-4 run and a 12-2 run to start the second quarter to take a 40-17 lead.
- The USA cruised in the second half and built a game-high 27-point lead at 79-52 before closing out the 22-point win.
- Amir Simms led the United States' attack, averaging 15.2 points and 9.8 rebounds for the tournament.
- Simms turned in his best performance with an ultra-impressive showing against Israel in the semifinal game with 27 points and 16 rebounds.
- Newman III followed Simms' lead throughout the tournament and averaged 13.3 points and 5.7 rebounds per contest.
- Of the United States' six victories, four came by five points or less.

## CLEMSON 2019-20 SIGNING CLASS

- Head coach Brad Brownell's Tigers announced the signing of three student-athletes on Nov. 15.
- 247Sports ranked the Tigers' class No. 35 overall in the country and No. 6 in the Atlantic Coast Conference.
- Al-Amir Dawes (The Patrick School/Newark, N.J.), Chase Hunter (Westlake/Atlanta, Ga.) and Alex Hemenway (Castle HS/Newburgh, Ind.) all signed national letters of intent to play at Clemson.
- "We're excited about the addition of these three young men," Brownell stated. "It's no secret that we needed to add depth to our backcourt and our staff is super excited about Al-Amir, Chase and Alex. They all bring unique skill sets to our team and we believe they will complement each other very well on the floor."*
- Dawes is a 6-2 guard from Newark, N.J. and was rated as a four-star prospect according to both ESPN and 247Sports.
- ESPN has Dawes was ranked No. 95 in its Top 100 for the 2019 signing class when he signed with Clemson.
- He was rated the 5th-best prospect in New Jersey, 15th nationally at the point guard position and 24th overall on the east coast.
- Dawes averaged 16.8 points, 4.0 assists, 2.9 rebounds and 1.8 steals per game on the Nike EYBL Circuit en route to third-team honors — earning top 15 recognition.
- He chose Clemson over Providence, Seton Hall, St. John's and UCONN.
- "Al is a tough, hard-nosed playmaker who excels in the pick and roll game," said Brownell. "He comes from one of the best basketball programs in the country and has played against tremendous competition throughout his career. He has very good speed in the open floor and we are excited about his ability to create for himself and others."*
- Hunter is a 6-3 combo guard from Atlanta Ga. and was rated as a four-star prospect and No. 98 overall in 247Sports' Top 100 recruits for the 2019 class.
- 247Sports ranked Hunter as the No. 4 player in the state of Georgia and the No. 14 combo guard in the country.
- He averaged 15.6 points, 4.1 rebounds, 2.3 assists and 1.8 steals per game as a junior in high school.
- He scored in double-figures in 17-of-22 games and scored more than 20 points on eight occasions, including at least 30 points twice.
- On the Under Armour Circuit, he averaged 14.0 points, 2.7 assists, 2.5 rebounds and 1.5 steals per game.
- Hunter chose Clemson over Georgia, Virginia, Oklahoma and Michigan State.
- "Chase is a super athletic guard who attacks the basket in transition and shoots the ball well from the perimeter," Brownell said. "He is a very strong, physical defender who should be able to contribute immediately because of his elite athleticism and his ability to score in a variety of ways."*
- Hemenway is a 6-4 distance shooter from Newburgh, Ind. and was rated as a three-star prospect by 247Sports and was listed as the No. 10 recruit in the state of Indiana.
- Hemenway averaged 21.0 points, 5.0 rebounds and 4.0 assists per game as a junior last season at Castle High School.
- He chose Clemson over Nebraska, Creighton, DePaul and Belmont.
- "Alex is a sneaky good athlete with very good skill level and a high basketball IQ," said Brownell. "He shoots the ball well from three-point range and his versatility should allow him to play both guard positions in our program."*

## \*LIT\*TLEJOHN COLISEUM

- The Tigers are 34-10 dating back to the beginning of the 2017-18 season on their home floor.



# NOTES

- Since the inception of the newly renovated Littlejohn Coliseum prior to the 2016-17 season, the Tigers are 45-16 overall (.738 percent).
- In non-conference regular season games, the Tigers are 25-3 during that span (.893 percent).
- In total non-conference games, including home NIT games, the Tigers are 26-5 (.839 percent).

## CLEMSON SEASON BREAKDOWN BY UNIFORM

- In 2017-18 the Tigers debuted three new jerseys to their arsenal, including a new version of its home white and road orange uniform. They also debuted purple, anthracite and throwback jerseys.
- Clemson wore its 2017-18 home whites the most last season, wearing them for 19-out-of-their-32 regular season games.
- With the exception of one home game in which Clemson wore 1990's throwback home white uniform against Pittsburgh, the Tigers wore its 17-18 home whites on the road in a 14-point win at Ohio State. The Buckeyes wore all red that night.
- They also wore white during their two-point triumphant comeback win over then No. 22-ranked Florida on Dec. 16 in the Orange Bowl Classic.
- 18 of the Tigers' 25 wins in 2017-18 came while wearing their home whites.
- Clemson tallied 13 victories in their home whites last season.

## CLEMSON'S RECORD BY UNIFORM (17/18-pres.)

| Uniform                   | Times Worn | Wins | Losses |
|---------------------------|------------|------|--------|
| Home White                | 47         | 38   | 9      |
| Road Orange               | 29         | 13   | 16     |
| 90's Throwback Home White | 4          | 2    | 2      |
| Purple                    | 2          | 0    | 2      |
| Anthracite                | 2          | 0    | 2      |

## 2020-21 SIGNING CLASS IS 35TH NATIONALLY

- Head Coach Brad Brownell and his staff added two players to the Clemson University men's basketball program on Wednesday. P.J. Hall (Spartanburg, S.C./Dorman) and Olivier-Maxence Prosper (Montreal, Quebec, Canada/NBA Academy Latin America) both signed national letters of intent to play for the Tigers beginning in 2020-21.
- The recruiting class ranks 35th nationally according to *Rivals*. It is 38th nationally according to 247Sports. Also, according to 247Sports, Hall and Prosper rank as the No. 3 and No 4 all-time prospects based on ranking in Clemson history.
- *"I'm extremely excited about the addition of P.J. and O-Max to the Clemson Basketball family," said Brownell. "They are both highly regarded players who come from outstanding families and will add tremendous size, length and versatility to our team. These two hard-working young men have the ability and the opportunity to make a significant impact on our program. Our fans will certainly be excited to watch them play next season."*

## P.J. HALL (SPARTANBURG, S.C./DORMAN)

- Hall is a 6-10, 235-pound forward from Spartanburg, S.C. and is rated as a four-star prospect according to both ESPN and 247Sports. ESPN ranks Hall No. 60 in its Top 100 for the 2020 signing class. He is rated the No. 1 prospect in South Carolina and 10th at his position nationally. 247Sports lists Hall as their No. 61 overall prospect and the No. 9 player at his position in the country. *Rivals* ranks him at No. 62 in their *Rivals150*.
- *"P.J. is a strong, physical post player with a shooting touch that allows him to play both inside and outside. He comes from an outstanding Dorman High School program coached by Thomas Ryan, where he has won back-to-back 5A State Championships. His passion for basketball and willingness to work gives us great excitement about his*

*future at Clemson."*

- *"Family's the most important thing, and that's the reason I fell in love with Clemson University," Hall said. "I went up there and my last visit in the fall was amazing. We were on a visit, but it didn't feel like a visit. It felt like I was a part of the basketball team and a student at the university."*
- *"That was the reason I couldn't say no. Coach Brownell recruited me two years very hard and I can't wait to play for him for the next four."*
- As a member of Upward Stars (SC), Hall averaged 14.8 points and 4.8 rebounds per game on the adidas Gauntlet in 2019. Hall's best game came against the Atlanta Celtics, scoring 27 points and grabbing 14 rebounds.
- Over the course of 14 games, Hall finished 59.1 (81-for-137) percent from the floor and an ultra-impressive 55.8 percent (24-for-43) from three.
- P.J. chose Clemson over Virginia Tech, Florida, Tennessee, Georgia Tech and South Carolina among others.

## P.J. Hall Honors and Accolades

### Rankings

- No. 1 ranked player in South Carolina
- ESPN ranked four-star prospect (No. 60 in ESPN Top 100, No. 10 power forward in the nation)
- 247Sports ranked four-star prospect (No. 61 in Top247, No. 9 power forward in the nation)
- *Rivals* ranked four-star prospect (No. 62 in *Rivals150*)

### 2018-19

- Averaged 14.5 points, 8.2 rebounds and 2.1 blocks per game as a junior
- USA Today All-South Carolina Team
- 5A State Champion
- All-Region
- All-State
- Spartanburg Herald Journal First-Team All-Area
- Chick-Fil-A Classic All-Tournament Team

### 2017-18:

- SC Top-80 Camp "Mr. Basketball"
- 5A State Champion
- SCHSL All-Rookie Team

## OLIVIER-MAXENCE PROSPER (MONTREAL, QUEBEC, CANADA/ NBA ACADEMY LATIN AMERICA)

- Prosper is a 6-7 versatile forward from Montreal, Quebec, Canada and is rated as a four-star prospect according to 247Sports. He is ranked No. 82 overall and as the No. 15 power forward in the 2020 247Sports Top247.
- *"O-Max is an athletic forward with the skill set and versatility to play multiple positions at Clemson. He's an extremely hard worker who is dedicated to improving his game. Our coaching staff was impressed by his talent and competitive spirit at such a young age and feels like O-Max has a very bright future in basketball."*
- *"Thank you to Clemson University and Clemson Basketball for giving me the opportunity to be part of the family and providing me with the platform to expand my game. This is only the beginning," Prosper posted the day of his commitment.*
- Prosper spent last season at Lake Forest Academy in Illinois and transferred to the NBA's Latin American Academy in Mexico City to finish his high school career. He will graduate early and reclassify and join Clemson for the 2020-21 season.
- Prosper played for Brookwood Elite (Canada) on the adidas Gauntlet in 2019. He averaged 11.2 points and 4.5 rebounds over six contests. He shot 43.4 percent from the floor. Prosper's best game came against the NY Jayhawks, finishing with 17 points and nine rebounds.
- Prosper chose Clemson over California, Stanford and Baylor.

## Olivier-Maxence Prosper Honors and Accolades

### Rankings

- 247Sports ranked four-star prospect (No. 82 in Top247, No. 15 power forward in the nation)
- *Rivals* ranked four-star prospect

### Accolades

- No. 3 ranked Canadian in 2020 class by North Pole Hoops
- MVP of 2019 Biosteel Canadian All-Star Game
- All-Star Team of 2019 NBA Basketball Without Borders
- First-Team All-Star of NBA Academy Camp
- First-Team All-Tournament at the 2019 Caribbean Classic

## P.J. HALL EARNS MVP OF BEACH BALL CLASSIC

- Hall led Dorman High School to the 39th Beach Ball Classic title, just the first time a team from South Carolina has done so since 1986.
- Dorman defeated St. John's of Washington, D.C., 69-60, for the 39th Beach Ball championship game at the Myrtle Beach Convention Center.
- Hall recorded 20 points and five rebounds for the No. 15 ranked Dorman squad.

## CLEMSON TIGERS MAN OF THE MONTH CHALLENGE

- Brad Brownell and the Clemson basketball program began a "Man of the Month" competition in 2017.
- Each player is graded after each practice by his position coach, after each strength session by director of basketball strength and conditioning Mike Bewley and twice a week on academics.
- Oct. 2017 Man of the Month: Lyles Davis
- Nov. 2017: Malik William
- Dec. 2017: Mark Donnal
- Jan. 2018: Marcquise Reed
- Feb. 2018: Gabe DeVoe
- Oct. 2018 Man of the Month: Lyles Davis
- Nov. 2018: Hunter Tyson
- Dec. 2018: Clyde Trapp
- Jan. 2019: Shelton Mitchell
- Feb. 2019: John Newman III

- Oct. 2019 Man of the Month: Alex Hemenway
- Nov. 2019: Hunter Tyson
- Dec. 2019: Trey Jemison
- Jan. 2020: TBA
- Feb. 2020: TBA

# 0 CLYDE TRAPP



Jr. | Guard | 6-4 | 194  
Eastover, S.C. | Lower Richland

## » CAREER HIGHS

|          |    |                             |          |
|----------|----|-----------------------------|----------|
| Points   | 16 | vs. Pittsburgh              | 1/29/19  |
| Rebounds | 7  | vs. Saint Peter's           | 12/4/18  |
| Assists  | 3  | 11x, last vs. Duke          | 1/14/20  |
| Steals   | 3  | 2x, last vs. Char. So.      | 12/18/18 |
| FG Made  | 5  | vs. Lipscomb                | 12/30/18 |
| 3FG Made | 4  | vs. Pittsburgh              | 1/29/19  |
| FT Made  | 4  | 4x, last vs. North Carolina | 3/2/19   |
| Minutes  | 37 | vs. Wright State            | 3/19/19  |

## » ABOUT CLYDE TRAPP

**Born** December 23, 1998  
**Hometown** Eastover, S.C.  
**High School** Lower Richland High School  
**Major** Sports Communications  
**Pre-Game Ritual** Meditates

» Played AAU basketball under Edward Scott, a former All-ACC standout at Clemson and still one of the program's leaders in assists.

## » 2019-20 GAME-BY-GAME

| OPPONENT            | FG   | PCT.      | 3FG | PCT. | FT  | PCT. | OR-DR-TOT | PF | A | TO | BLK | STL | PTS | MIN |
|---------------------|------|-----------|-----|------|-----|------|-----------|----|---|----|-----|-----|-----|-----|
| Virginia Tech       | dnp  | (injured) |     |      |     |      |           |    |   |    |     |     |     |     |
| Presbyterian        | dnp  | (injured) |     |      |     |      |           |    |   |    |     |     |     |     |
| Colgate             | dnp  | (injured) |     |      |     |      |           |    |   |    |     |     |     |     |
| Detroit Mercy       | dnp  | (injured) |     |      |     |      |           |    |   |    |     |     |     |     |
| Alabama A&M         | dnp  | (injured) |     |      |     |      |           |    |   |    |     |     |     |     |
| vs. TCU             | dnp  | (injured) |     |      |     |      |           |    |   |    |     |     |     |     |
| vs. [21] Colorado   | dnp  | (injured) |     |      |     |      |           |    |   |    |     |     |     |     |
| at Minnesota        | dnp  | (injured) |     |      |     |      |           |    |   |    |     |     |     |     |
| at Florida State    | dnp  | (injured) |     |      |     |      |           |    |   |    |     |     |     |     |
| South Carolina      | dnp  | (injured) |     |      |     |      |           |    |   |    |     |     |     |     |
| Jacksonville        | 2-5  | .400      | 0-2 | .000 | 0-0 | .000 | 0-0-0     | 0  | 2 | 0  | 0   | 0   | 4   | 12  |
| Yale                | 2-3  | .667      | 1-2 | .500 | 2-4 | .500 | 0-0-0     | 1  | 1 | 1  | 0   | 1   | 7   | 21  |
| * Miami             | 4-8  | .500      | 3-5 | .600 | 2-3 | .667 | 0-5-5     | 3  | 1 | 2  | 0   | 1   | 13  | 35  |
| * NC State          | 0-4  | .000      | 0-3 | .000 | 1-2 | .500 | 0-5-5     | 1  | 3 | 3  | 0   | 0   | 1   | 33  |
| * at North Carolina | 2-12 | .167      | 0-4 | .000 | 0-2 | .000 | 0-6-6     | 3  | 3 | 0  | 0   | 0   | 4   | 28  |
| * [3] Duke          | 1-2  | .500      | 0-1 | .000 | 1-2 | .500 | 0-3-3     | 3  | 3 | 3  | 0   | 1   | 3   | 30  |
| at NC State         | 1-8  | .125      | 0-2 | .000 | 0-2 | .000 | 1-3-4     | 2  | 1 | 2  | 0   | 1   | 2   | 22  |
| Wake Forest         |      |           |     |      |     |      |           |    |   |    |     |     |     |     |
| at Louisville       |      |           |     |      |     |      |           |    |   |    |     |     |     |     |
| Syracuse            |      |           |     |      |     |      |           |    |   |    |     |     |     |     |
| at Wake Forest      |      |           |     |      |     |      |           |    |   |    |     |     |     |     |
| at Virginia         |      |           |     |      |     |      |           |    |   |    |     |     |     |     |
| Notre Dame          |      |           |     |      |     |      |           |    |   |    |     |     |     |     |
| at Pittsburgh       |      |           |     |      |     |      |           |    |   |    |     |     |     |     |
| Louisville          |      |           |     |      |     |      |           |    |   |    |     |     |     |     |
| at Boston College   |      |           |     |      |     |      |           |    |   |    |     |     |     |     |
| at Georgia Tech     |      |           |     |      |     |      |           |    |   |    |     |     |     |     |
| Florida State       |      |           |     |      |     |      |           |    |   |    |     |     |     |     |
| at Virginia Tech    |      |           |     |      |     |      |           |    |   |    |     |     |     |     |
| Georgia Tech        |      |           |     |      |     |      |           |    |   |    |     |     |     |     |

\* - Game Started; [] AP Ranking

## » NOTES

### POISED ON THE FLOOR

- Trapp brought much needed depth and experience to the floor for the Tigers.
- Having started the last five contests, he has posted 13 assists, including one of the biggest in Clemson history.
- Trapp made a great in rythm, in the pocket pass to Aamir Simms for a late wing 3-pointer to tie the Tar Heels at 70-70 with 3.5 seconds left.
- Trapp scored or assisted on four points in the overtime victory, the Tigers' first in Chapel Hill in 59 tries, spanning 95 years.

### TRAPP RETURNS FROM INJURY

- Trapp missed the first 10 games of the season due to injury, but returned off the bench against Jacksonville on Dec. 20.
- Scored a season-high 13 points in his first start against the Dolphins, finishing 4-of-8 from the floor and 3-for-5 from distance.

### TRAPP SUFFERS TORN ACL

- It was announced on June 28, 2019 that Trapp tore his ACL, one day before the team would travel to Italy for the 2019 World University Games.

## » CAREER STATS

| Year    |    |    |      | Field Goals |     |      | 3-PT |     |      |    |     |      | Rebounds |     |     |      |     |    |    |    |     |     |      |      |  |  |  |
|---------|----|----|------|-------------|-----|------|------|-----|------|----|-----|------|----------|-----|-----|------|-----|----|----|----|-----|-----|------|------|--|--|--|
|         | GS | GP | Min. | FG          | FGA | Pct. | FG   | FGA | Pct. | FT | FTA | Pct. | OR       | DR  | TOT | Avg. | PF  | DQ | A  | TO | Blk | Stl | Pts. | Avg. |  |  |  |
| 2017-18 | 29 | 0  | 225  | 16          | 41  | .390 | 7    | 21  | .333 | 14 | 19  | .737 | 1        | 19  | 20  | 0.7  | 25  | 0  | 17 | 15 | 2   | 2   | 53   | 1.8  |  |  |  |
| 2018-19 | 34 | 7  | 816  | 69          | 173 | .399 | 26   | 85  | .306 | 40 | 62  | .645 | 15       | 114 | 129 | 3.4  | 73  | 2  | 54 | 58 | 8   | 28  | 204  | 6.0  |  |  |  |
| 2019-20 | 7  | 5  | 180  | 12          | 42  | .286 | 4    | 19  | .211 | 6  | 15  | .400 | 1        | 22  | 23  | 3.3  | 13  | 0  | 14 | 11 | 0   | 4   | 34   | 4.9  |  |  |  |
| TOTAL   | 70 | 12 | 1223 | 97          | 256 | .379 | 37   | 125 | .296 | 60 | 96  | .625 | 17       | 139 | 156 | 2.2  | 111 | 1  | 85 | 84 | 10  | 34  | 291  | 4.2  |  |  |  |

# 1 JONATHAN BAEHRE

Jr. | Forward | 6-10 | 214  
Weisbaden, Germany | UNC Asheville



## » CAREER HIGHS

|          |    |                      |          |
|----------|----|----------------------|----------|
| Points   | 28 | at USC               | 3/13/18  |
| Rebounds | 14 | at USC               | 3/13/18  |
| Assists  | 4  | vs. Western Carolina | 12/17/17 |
| Steals   | 3  | vs. Western Carolina | 12/17/17 |
| FG Made  | 11 | at USC               | 3/13/18  |
| 3FG Made | 4  | at USC               | 3/13/18  |
| FT Made  | 4  | vs. Liberty          | 2/15/18  |
| Minutes  | 42 | at USC               | 3/13/18  |

## » ABOUT JONATHAN BAEHRE

**Born** September 12, 1996  
**Hometown** Weisbaden, Germany  
**High School** Wilkinson County (Ga.)  
**Previous School** UNC Asheville  
**Major** Economics

## » 2019-20 GAME-BY-GAME

| OPPONENT          | FG  | PCT.      | 3FG | PCT. | FT  | PCT. | OR-DR-TOT | PF | A | TO | BLK | STL | PTS | MIN |
|-------------------|-----|-----------|-----|------|-----|------|-----------|----|---|----|-----|-----|-----|-----|
| Virginia Tech     | dnp | (injured) |     |      |     |      |           |    |   |    |     |     |     |     |
| Presbyterian      | dnp | (injured) |     |      |     |      |           |    |   |    |     |     |     |     |
| Colgate           | dnp | (injured) |     |      |     |      |           |    |   |    |     |     |     |     |
| Detroit Mercy     | dnp | (injured) |     |      |     |      |           |    |   |    |     |     |     |     |
| Alabama A&M       | dnp | (injured) |     |      |     |      |           |    |   |    |     |     |     |     |
| vs. TCU           | dnp | (injured) |     |      |     |      |           |    |   |    |     |     |     |     |
| vs. [21] Colorado | dnp | (injured) |     |      |     |      |           |    |   |    |     |     |     |     |
| at Minnesota      | dnp | (injured) |     |      |     |      |           |    |   |    |     |     |     |     |
| at Florida State  | 0-1 | .000      | 0-1 | .000 | 0-0 | .000 | 1-2-3     | 0  | 0 | 1  | 0   | 0   | 0   | 13  |
| South Carolina    | 0-1 | .000      | 0-1 | .000 | 0-0 | .000 | 0-4-4     | 0  | 0 | 5  | 0   | 0   | 0   | 13  |
| Jacksonville      | dnp | (injured) |     |      |     |      |           |    |   |    |     |     |     |     |
| Yale              | dnp | (injured) |     |      |     |      |           |    |   |    |     |     |     |     |
| Miami             | dnp | (injured) |     |      |     |      |           |    |   |    |     |     |     |     |
| NC State          | dnp | (injured) |     |      |     |      |           |    |   |    |     |     |     |     |
| at North Carolina | dnp | (injured) |     |      |     |      |           |    |   |    |     |     |     |     |
| [3] Duke          | dnp | (injured) |     |      |     |      |           |    |   |    |     |     |     |     |
| at NC State       | dnp | (injured) |     |      |     |      |           |    |   |    |     |     |     |     |
| Wake Forest       |     |           |     |      |     |      |           |    |   |    |     |     |     |     |
| at Louisville     |     |           |     |      |     |      |           |    |   |    |     |     |     |     |
| Syracuse          |     |           |     |      |     |      |           |    |   |    |     |     |     |     |
| at Wake Forest    |     |           |     |      |     |      |           |    |   |    |     |     |     |     |
| at Virginia       |     |           |     |      |     |      |           |    |   |    |     |     |     |     |
| Notre Dame        |     |           |     |      |     |      |           |    |   |    |     |     |     |     |
| at Pittsburgh     |     |           |     |      |     |      |           |    |   |    |     |     |     |     |
| Louisville        |     |           |     |      |     |      |           |    |   |    |     |     |     |     |
| at Boston College |     |           |     |      |     |      |           |    |   |    |     |     |     |     |
| at Georgia Tech   |     |           |     |      |     |      |           |    |   |    |     |     |     |     |
| Florida State     |     |           |     |      |     |      |           |    |   |    |     |     |     |     |
| at Virginia Tech  |     |           |     |      |     |      |           |    |   |    |     |     |     |     |
| Georgia Tech      |     |           |     |      |     |      |           |    |   |    |     |     |     |     |

\* - Game Started; [] AP Ranking

## » NOTES

### BAEHRE SUFFERS TORN ACL

- It was announced on May 21, 2019 that Baehre tore his ACL. He would still travel to Italy for the 2019 World University Games, but would not participate.

## » CAREER STATS

| Year    |    |    |      | Field Goals |     |      | 3-PT |     |      |    |     |      | Rebounds |     |     |      |     |    |    |    |     |     |      |      |  |  |  |
|---------|----|----|------|-------------|-----|------|------|-----|------|----|-----|------|----------|-----|-----|------|-----|----|----|----|-----|-----|------|------|--|--|--|
|         | GS | GP | Min. | FG          | FGA | Pct. | FG   | FGA | Pct. | FT | FTA | Pct. | OR       | DR  | TOT | Avg. | PF  | DQ | A  | TO | Blk | Stl | Pts. | Avg. |  |  |  |
| 2016-17 | 11 | 0  | 82   | 9           | 19  | .474 | 1    | 3   | .333 | 4  | 9   | .444 | 9        | 8   | 17  | 1.5  | 9   | 0  | 5  | 5  | 3   | 3   | 23   | 2.1  |  |  |  |
| 2017-18 | 33 | 20 | 716  | 100         | 185 | .541 | 24   | 66  | .364 | 15 | 20  | .750 | 50       | 97  | 147 | 4.5  | 92  | 4  | 29 | 38 | 57  | 21  | 239  | 7.2  |  |  |  |
| 2019-20 | 2  | 0  | 26   | 0           | 2   | .000 | 0    | 2   | .000 | 0  | 0   | .000 | 1        | 6   | 7   | 3.5  | 0   | 0  | 0  | 6  | 0   | 0   | 0    | 0.0  |  |  |  |
| TOTAL   | 46 | 20 | 824  | 109         | 206 | .529 | 25   | 71  | .352 | 19 | 29  | .655 | 60       | 111 | 171 | 3.7  | 101 | 4  | 34 | 49 | 60  | 24  | 262  | 5.7  |  |  |  |



# 2 AL-AMIR DAWES

Fr. | Guard | 6-2 | 180  
Newark, N.J. | The Patrick School



## » CAREER HIGHS

|          |    |                             |          |
|----------|----|-----------------------------|----------|
| Points   | 19 | vs. Alabama A&M             | 11/21/19 |
| Rebounds | 6  | 2x, last vs. Yale           | 12/22/19 |
| Assists  | 6  | 2x, last vs. Colorado       | 11/26/19 |
| Steals   | 3  | vs. TCU                     | 11/24/19 |
| FG Made  | 7  | vs. Alabama A&M             | 11/21/19 |
| 3FG Made | 3  | 2x, last vs. South Carolina | 12/15/19 |
| FT Made  | 9  | vs. NC State                | 1/4/20   |
| Minutes  | 37 | vs. Colorado                | 11/26/19 |

## » ABOUT AL-AMIR DAWES

**Born** September 28, 2001  
**Hometown** Newark, N.J.  
**High School** The Patrick School  
**Major** Communications

» ESPN Top 100 Prospect, 247Sports Top 150 Prospect, Rivals Top 150 Prospect.  
 » Chose Clemson over Providence, Seton Hall, St. John's and UCONN.

## » 2019-20 GAME-BY-GAME

| OPPONENT            | FG   | PCT. | 3FG  | PCT. | FT   | PCT.  | OR-DR-TOT | PF | A | TO | BLK | STL | PTS | MIN |
|---------------------|------|------|------|------|------|-------|-----------|----|---|----|-----|-----|-----|-----|
| * Virginia Tech     | 4-11 | .364 | 2-6  | .333 | 1-1  | 1.000 | 0-6-6     | 0  | 2 | 2  | 0   | 0   | 11  | 32  |
| * Presbyterian      | 2-6  | .333 | 0-4  | .000 | 0-0  | .000  | 1-1-2     | 1  | 1 | 3  | 0   | 2   | 4   | 22  |
| * Colgate           | 6-12 | .500 | 2-6  | .333 | 2-2  | 1.000 | 0-2-2     | 0  | 4 | 1  | 0   | 0   | 16  | 34  |
| * Detroit Mercy     | 2-5  | .400 | 2-4  | .500 | 1-2  | .500  | 0-0-0     | 4  | 6 | 2  | 0   | 2   | 7   | 32  |
| * Alabama A&M       | 7-11 | .636 | 3-6  | .500 | 2-4  | .500  | 0-5-5     | 0  | 2 | 2  | 0   | 2   | 19  | 27  |
| * vs. TCU           | 3-6  | .500 | 2-3  | .667 | 0-2  | .000  | 0-2-2     | 3  | 3 | 7  | 0   | 3   | 8   | 34  |
| * vs. [21] Colorado | 2-4  | .500 | 1-2  | .500 | 1-1  | 1.000 | 1-1-2     | 1  | 6 | 4  | 0   | 0   | 6   | 37  |
| * at Minnesota      | 1-5  | .200 | 0-3  | .000 | 2-2  | 1.000 | 0-0-0     | 3  | 1 | 1  | 0   | 0   | 4   | 28  |
| * at Florida State  | 5-13 | .385 | 2-8  | .250 | 1-2  | .500  | 1-2-3     | 1  | 3 | 6  | 0   | 0   | 13  | 34  |
| * South Carolina    | 4-17 | .235 | 3-14 | .214 | 2-2  | 1.000 | 0-4-4     | 1  | 5 | 6  | 0   | 0   | 13  | 36  |
| * Jacksonville      | 1-8  | .125 | 1-6  | .167 | 0-0  | .000  | 0-4-4     | 1  | 4 | 2  | 0   | 0   | 3   | 28  |
| Yale                | 0-5  | .000 | 0-3  | .000 | 2-2  | 1.000 | 0-6-6     | 2  | 0 | 2  | 0   | 0   | 2   | 35  |
| * Miami             | 2-7  | .286 | 2-4  | .500 | 0-0  | .000  | 0-1-1     | 4  | 4 | 4  | 0   | 1   | 6   | 33  |
| * NC State          | 3-6  | .500 | 1-4  | .250 | 9-10 | .900  | 1-4-5     | 3  | 1 | 2  | 0   | 2   | 16  | 33  |
| * at North Carolina | 3-8  | .375 | 2-4  | .500 | 0-0  | .000  | 1-3-4     | 1  | 2 | 2  | 0   | 0   | 8   | 31  |
| * [3] Duke          | 1-7  | .143 | 0-3  | .000 | 1-2  | .500  | 0-3-3     | 2  | 2 | 3  | 0   | 1   | 3   | 23  |
| at NC State         | 0-4  | .000 | 0-2  | .000 | 0-0  | .000  | 0-2-2     | 0  | 2 | 1  | 1   | 1   | 0   | 26  |
| Wake Forest         |      |      |      |      |      |       |           |    |   |    |     |     |     |     |
| at Louisville       |      |      |      |      |      |       |           |    |   |    |     |     |     |     |
| Syracuse            |      |      |      |      |      |       |           |    |   |    |     |     |     |     |
| at Wake Forest      |      |      |      |      |      |       |           |    |   |    |     |     |     |     |
| at Virginia         |      |      |      |      |      |       |           |    |   |    |     |     |     |     |
| Notre Dame          |      |      |      |      |      |       |           |    |   |    |     |     |     |     |
| at Pittsburgh       |      |      |      |      |      |       |           |    |   |    |     |     |     |     |
| Louisville          |      |      |      |      |      |       |           |    |   |    |     |     |     |     |
| at Boston College   |      |      |      |      |      |       |           |    |   |    |     |     |     |     |
| at Georgia Tech     |      |      |      |      |      |       |           |    |   |    |     |     |     |     |
| Florida State       |      |      |      |      |      |       |           |    |   |    |     |     |     |     |
| at Virginia Tech    |      |      |      |      |      |       |           |    |   |    |     |     |     |     |
| Georgia Tech        |      |      |      |      |      |       |           |    |   |    |     |     |     |     |

\* - Game Started; [] AP Ranking

## » NOTES

### BEFORE CLEMSON

- Comes to Clemson as a four-star prospect according to both ESPN and 247Sports. ESPN ranks Dawes No. 95 in its Top 100 for the 2019 signing class.
- He is rated the fifth-best prospect in New Jersey, 15th nationally at the point guard position and 24th overall on the east coast.
- Averaged 15.5 points, 4.3 assists, 3.1 rebounds and 2.1 steals per game on the NIKE EYBL Circuit en route to third-team honors – earning Top 15 recognition.
- Chose Clemson over Providence, Seton Hall, St. John's and UCONN.

### HIGH SCHOOL ACCOLADES

- ESPN Top 100 Prospect
- 247Sports Top 150 Prospect
- Rivals Top 150 Prospect
- Finished Top 15 at NPBA Camp
- Finished Top 3 at Chris Paul's CP3 Camp
- Made Third-Team overall on the Nike EYBL Circuit (meaning he finished Top 15 on the Nike Circuit)

## » CAREER STATS

|         | 2019-2020 Season Statistics |    |      |             |     |      |      |     |      |             |     |      |          |    |     |        |    |    |         |    |     |       |      |      |  |
|---------|-----------------------------|----|------|-------------|-----|------|------|-----|------|-------------|-----|------|----------|----|-----|--------|----|----|---------|----|-----|-------|------|------|--|
|         | General                     |    |      | Field Goals |     |      | 3-PT |     |      | Free Throws |     |      | Rebounds |    |     | Points |    |    | Defense |    |     | Other |      |      |  |
| Year    | GS                          | GP | Min. | FG          | FGA | Pct. | FG   | FGA | Pct. | FT          | FTA | Pct. | OR       | DR | TOT | Avg.   | PF | DQ | A       | TO | Blk | Stl   | Pts. | Avg. |  |
| 2019-20 | 17                          | 16 | 525  | 46          | 135 | .341 | 23   | 82  | .280 | 24          | 32  | .750 | 5        | 46 | 51  | 3.0    | 27 | 0  | 48      | 50 | 1   | 14    | 139  | 8.2  |  |
| TOTAL   | 17                          | 16 | 525  | 46          | 135 | .341 | 23   | 82  | .280 | 24          | 32  | .750 | 5        | 46 | 51  | 3.0    | 27 | 0  | 48      | 50 | 1   | 14    | 139  | 8.2  |  |

# 3 CHASE HUNTER

Fr. | Guard | 6-4 | 200  
Atlanta, Ga. | Westlake



## » CAREER HIGHS

|          |    |                            |          |
|----------|----|----------------------------|----------|
| Points   | 13 | vs. Presbyterian           | 11/7/19  |
| Rebounds | 3  | vs. Virginia Tech          | 11/5/19  |
| Assists  | 4  | 2x, last vs. Detroit Mercy | 11/17/19 |
| Steals   | 2  | vs. Detroit Mercy          | 11/17/19 |
| FG Made  | 5  | vs. Presbyterian           | 11/7/19  |
| 3FG Made | 3  | vs. Presbyterian           | 11/7/19  |
| FT Made  | 2  | 2x, last vs. Detroit Mercy | 11/17/19 |
| Minutes  | 30 | vs. Detroit Mercy          | 11/17/19 |

## » ABOUT CHASE HUNTER

**Born** April 8, 2001

**Hometown** Atlanta, Ga.

**High School** Westlake

**Major** Parks, Recreation, Tourism Management

» 247Sports Top 100 Prospect, ranked No. 4 player in the state of Georgia, ranked No. 14 combo guard in the country according to 247Sports.

» Chose Clemson over Georgia, Virginia, Oklahoma and Michigan State.

## » 2019-20 GAME-BY-GAME

| OPPONENT          | FG   | PCT.      | 3FG | PCT. | FT  | PCT.  | OR-DR-TOT | PF | A | TO | BLK | STL | PTS | MIN |
|-------------------|------|-----------|-----|------|-----|-------|-----------|----|---|----|-----|-----|-----|-----|
| * Virginia Tech   | 3-10 | .300      | 0-3 | .000 | 1-5 | .200  | 0-3-3     | 4  | 2 | 0  | 0   | 0   | 7   | 29  |
| * Presbyterian    | 5-7  | .714      | 3-5 | .600 | 0-0 | .000  | 1-1-2     | 1  | 4 | 1  | 0   | 1   | 13  | 24  |
| * Colgate         | 4-6  | .667      | 0-1 | .000 | 2-2 | 1.000 | 0-2-2     | 1  | 1 | 1  | 0   | 0   | 10  | 25  |
| * Detroit Mercy   | 1-8  | .125      | 1-5 | .200 | 2-2 | 1.000 | 0-2-2     | 2  | 4 | 4  | 0   | 2   | 5   | 30  |
| Alabama A&M       | dnp  | (injured) |     |      |     |       |           |    |   |    |     |     |     |     |
| vs. TCU           | 0-1  | .000      | 0-0 | .000 | 0-0 | .000  | 0-0-0     | 2  | 2 | 2  | 0   | 1   | 0   | 15  |
| vs. [21] Colorado | dnp  | (injured) |     |      |     |       |           |    |   |    |     |     |     |     |
| at Minnesota      | dnp  | (injured) |     |      |     |       |           |    |   |    |     |     |     |     |
| at Florida State  | dnp  | (injured) |     |      |     |       |           |    |   |    |     |     |     |     |
| South Carolina    | 1-5  | .200      | 1-2 | .500 | 2-2 | 1.000 | 0-0-0     | 1  | 0 | 2  | 0   | 2   | 5   | 19  |
| Jacksonville      | dnp  | (injured) |     |      |     |       |           |    |   |    |     |     |     |     |
| Yale              | dnp  | (injured) |     |      |     |       |           |    |   |    |     |     |     |     |
| Miami             | dnp  | (injured) |     |      |     |       |           |    |   |    |     |     |     |     |
| NC State          | dnp  | (injured) |     |      |     |       |           |    |   |    |     |     |     |     |
| at North Carolina | dnp  | (injured) |     |      |     |       |           |    |   |    |     |     |     |     |
| [3] Duke          | dnp  | (injured) |     |      |     |       |           |    |   |    |     |     |     |     |
| at NC State       | 0-1  | .000      | 0-1 | .000 | 0-0 | .000  | 0-0-0     | 1  | 0 | 1  | 0   | 0   | 0   | 11  |
| Wake Forest       |      |           |     |      |     |       |           |    |   |    |     |     |     |     |
| at Louisville     |      |           |     |      |     |       |           |    |   |    |     |     |     |     |
| Syracuse          |      |           |     |      |     |       |           |    |   |    |     |     |     |     |
| at Wake Forest    |      |           |     |      |     |       |           |    |   |    |     |     |     |     |
| at Virginia       |      |           |     |      |     |       |           |    |   |    |     |     |     |     |
| Notre Dame        |      |           |     |      |     |       |           |    |   |    |     |     |     |     |
| at Pittsburgh     |      |           |     |      |     |       |           |    |   |    |     |     |     |     |
| Louisville        |      |           |     |      |     |       |           |    |   |    |     |     |     |     |
| at Boston College |      |           |     |      |     |       |           |    |   |    |     |     |     |     |
| at Georgia Tech   |      |           |     |      |     |       |           |    |   |    |     |     |     |     |
| Florida State     |      |           |     |      |     |       |           |    |   |    |     |     |     |     |
| at Virginia Tech  |      |           |     |      |     |       |           |    |   |    |     |     |     |     |
| Georgia Tech      |      |           |     |      |     |       |           |    |   |    |     |     |     |     |

\* - Game Started; [] AP Ranking

## » NOTES

### HUNTER SUFFERED FOOT INJURY

- Suffered a foot injury earlier in the season that has forced the freshman to miss 10 games.
- Played in two games over that stretch, but made his return on Jan. 18 at NC State.

### BEFORE CLEMSON

- Comes to Clemson as a four-star prospect and No. 98 overall in 247Sports' Top 100 for the 2019 class.
- 247Sports ranks Hunter as the No. 4 player in the state of Georgia and the No. 14 combo guard in the country.
- Averaged 15.6 points, 4.1 rebounds, 2.3 assists and 1.8 steals per game as a junior.
- Scored in double-figures in 17-of-22 games and scored more than 20 points on eight occasions, including at least 30 points twice.
- On the Under Armour circuit, Hunter averaged 14.0 points, 2.7 assists, 2.5 rebounds and 1.5 steals per game.
- Hunter chose Clemson over Georgia, Virginia, Oklahoma and Michigan State.

### HIGH SCHOOL ACCOLADES


- 247Sports Top 100 Prospect
- Ranked No. 4 player in the state of Georgia
- Ranked No. 14 combo guard in the country according to 247Sports

## » CAREER STATS

|         | 2019-2020 Season Statistics |    |      |             |     |      |      |     |      |             |     |      |          |    |     |        |    |    |         |    |     |       |      |      |  |
|---------|-----------------------------|----|------|-------------|-----|------|------|-----|------|-------------|-----|------|----------|----|-----|--------|----|----|---------|----|-----|-------|------|------|--|
|         | Basic Stats                 |    |      | Field Goals |     |      | 3-PT |     |      | Free Throws |     |      | Rebounds |    |     | Points |    |    | Defense |    |     | Other |      |      |  |
| Year    | GS                          | GP | Min. | FG          | FGA | Pct. | FG   | FGA | Pct. | FT          | FTA | Pct. | OR       | DR | TOT | Avg.   | PF | DQ | A       | TO | Blk | Stl   | Pts. | Avg. |  |
| 2019-20 | 7                           | 3  | 153  | 14          | 38  | .368 | 5    | 17  | .294 | 7           | 11  | .636 | 1        | 8  | 9   | 1.3    | 12 | 0  | 13      | 11 | 0   | 6     | 40   | 5.7  |  |
| TOTAL   | 7                           | 3  | 153  | 14          | 38  | .368 | 5    | 17  | .294 | 7           | 11  | .636 | 1        | 8  | 9   | 1.3    | 12 | 0  | 13      | 11 | 0   | 6     | 40   | 5.7  |  |

# 4 NICK HONOR

So. | Guard | 5-10 | 205  
Orlando, Fla. | Fordham



## » CAREER HIGHS

|          |    |                                |          |
|----------|----|--------------------------------|----------|
| Points   | 30 | at Maine                       | 12/4/18  |
| Rebounds | 6  | vs. George Washington          | 3/6/19   |
| Assists  | 6  | 3x, last vs. George Washington | 3/6/19   |
| Steals   | 3  | 2x, last vs. Richmond          | 3/13/19  |
| FG Made  | 9  | vs. Florida International      | 11/16/18 |
| 3FG Made | 6  | vs. St. Bonaventure            | 1/12/19  |
| FT Made  | 7  | vs. Florida International      | 11/16/18 |
| Minutes  | 42 | at Rhode Island                | 2/16/19  |

## » ABOUT NICK HONOR

**Born** October 8, 2000

**Hometown** Orlando, Fla.

**High School** Lake Highland

**Major** Communications

» Sitting out the 2019-20 season due to NCAA transfer rules. Transferred from Fordham.

## » 2019-20 GAME-BY-GAME

| OPPONENT          | FG  | PCT.                                     | 3FG | PCT. | FT | PCT. | OR-DR-TOT | PF | A | TO | BLK | STL | PTS | MIN |
|-------------------|-----|--|-----|------|----|------|-----------|----|---|----|-----|-----|-----|-----|
| * Virginia Tech   | dnp | (sitting out due to NCAA transfer rules) |     |      |    |      |           |    |   |    |     |     |     |     |
| * Presbyterian    | dnp | (sitting out due to NCAA transfer rules) |     |      |    |      |           |    |   |    |     |     |     |     |
| * Colgate         | dnp | (sitting out due to NCAA transfer rules) |     |      |    |      |           |    |   |    |     |     |     |     |
| * Detroit Mercy   | dnp | (sitting out due to NCAA transfer rules) |     |      |    |      |           |    |   |    |     |     |     |     |
| Alabama A&M       | dnp | (sitting out due to NCAA transfer rules) |     |      |    |      |           |    |   |    |     |     |     |     |
| vs. TCU           | dnp | (sitting out due to NCAA transfer rules) |     |      |    |      |           |    |   |    |     |     |     |     |
| vs. [21] Colorado | dnp | (sitting out due to NCAA transfer rules) |     |      |    |      |           |    |   |    |     |     |     |     |
| at Minnesota      | dnp | (sitting out due to NCAA transfer rules) |     |      |    |      |           |    |   |    |     |     |     |     |
| at Florida State  | dnp | (sitting out due to NCAA transfer rules) |     |      |    |      |           |    |   |    |     |     |     |     |
| South Carolina    | dnp | (sitting out due to NCAA transfer rules) |     |      |    |      |           |    |   |    |     |     |     |     |
| Jacksonville      | dnp | (sitting out due to NCAA transfer rules) |     |      |    |      |           |    |   |    |     |     |     |     |
| Yale              | dnp | (sitting out due to NCAA transfer rules) |     |      |    |      |           |    |   |    |     |     |     |     |
| Miami             | dnp | (sitting out due to NCAA transfer rules) |     |      |    |      |           |    |   |    |     |     |     |     |
| NC State          | dnp | (sitting out due to NCAA transfer rules) |     |      |    |      |           |    |   |    |     |     |     |     |
| at North Carolina | dnp | (sitting out due to NCAA transfer rules) |     |      |    |      |           |    |   |    |     |     |     |     |
| [3] Duke          | dnp | (sitting out due to NCAA transfer rules) |     |      |    |      |           |    |   |    |     |     |     |     |
| at NC State       | dnp | (sitting out due to NCAA transfer rules) |     |      |    |      |           |    |   |    |     |     |     |     |
| Wake Forest       |     |  |     |      |    |      |           |    |   |    |     |     |     |     |
| at Louisville     |     |  |     |      |    |      |           |    |   |    |     |     |     |     |
| Syracuse          |     |  |     |      |    |      |           |    |   |    |     |     |     |     |
| at Wake Forest    |     |  |     |      |    |      |           |    |   |    |     |     |     |     |
| at Virginia       |     |  |     |      |    |      |           |    |   |    |     |     |     |     |
| Notre Dame        |     |  |     |      |    |      |           |    |   |    |     |     |     |     |
| at Pittsburgh     |     |  |     |      |    |      |           |    |   |    |     |     |     |     |
| Louisville        |     |  |     |      |    |      |           |    |   |    |     |     |     |     |
| at Boston College |     |  |     |      |    |      |           |    |   |    |     |     |     |     |
| at Georgia Tech   |     |  |     |      |    |      |           |    |   |    |     |     |     |     |
| Florida State     |     |  |     |      |    |      |           |    |   |    |     |     |     |     |
| at Virginia Tech  |     |  |     |      |    |      |           |    |   |    |     |     |     |     |
| Georgia Tech      |     |  |     |      |    |      |           |    |   |    |     |     |     |     |

\* - Game Started; [] AP Ranking

## » NOTES

### HONOR'S WAIVER DENIED BY NCAA

- It was announced that the waiver submitted by Nick Honor was denied by the NCAA and he will have to sit out the 2019-20 season.
- Honor will have three years of eligibility remaining beginning in 2020-21.


## » CAREER STATS

|         |    |    |      | Field Goals |     |      | 3-PT |     |      |    |     |      | Rebounds |    |     |      |    |    |    |    |     |     |      |      |  |  |  |
|---------|----|----|------|-------------|-----|------|------|-----|------|----|-----|------|----------|----|-----|------|----|----|----|----|-----|-----|------|------|--|--|--|
| Year    | GS | GP | Min. | FG          | FGA | Pct. | FG   | FGA | Pct. | FT | FTA | Pct. | OR       | DR | TOT | Avg. | PF | DQ | A  | TO | Blk | Stl | Pts. | Avg. |  |  |  |
| 2018-19 | 32 | 32 | 1154 | 174         | 467 | .373 | 70   | 211 | .332 | 71 | 87  | .816 | 18       | 58 | 76  | 2.4  | 60 | 0  | 95 | 54 | 0   | 28  | 489  | 15.3 |  |  |  |
| TOTAL   | 32 | 32 | 1154 | 174         | 467 | .373 | 70   | 211 | .332 | 71 | 87  | .816 | 18       | 58 | 76  | 2.4  | 60 | 0  | 95 | 54 | 0   | 28  | 489  | 15.3 |  |  |  |



# 5 HUNTER TYSON

So. | Forward | 6-8 | 214  
Monroe, N.C. | Piedmont



## » CAREER HIGHS

|          |    |                       |          |
|----------|----|-----------------------|----------|
| Points   | 20 | vs. Detroit Mercy     | 11/17/19 |
| Rebounds | 9  | vs. Alabama A&M       | 11/21/19 |
| Assists  | 3  | vs. The Citadel       | 11/6/18  |
| Steals   | 4  | vs. Yale              | 12/22/19 |
| FG Made  | 7  | vs. Detroit Mercy     | 11/17/19 |
| 3FG Made | 5  | vs. Detroit Mercy     | 11/17/19 |
| FT Made  | 4  | 2x, last at Minnesota | 12/2/19  |
| Minutes  | 26 | vs. Alabama A&M       | 11/21/19 |

## » ABOUT HUNTER TYSON

**Born** June 13, 2000  
**Hometown** Monroe, N.C.  
**High School** Piedmont  
**Major** Sports Communications

## » 2019-20 GAME-BY-GAME

| OPPONENT          | FG   | PCT.  | 3FG  | PCT.  | FT  | PCT.  | OR-DR-TOT | PF | A | TO | BLK | STL | PTS | MIN |
|-------------------|------|-------|------|-------|-----|-------|-----------|----|---|----|-----|-----|-----|-----|
| Virginia Tech     | 0-3  | .000  | 0-3  | .000  | 0-1 | .000  | 0-1-1     | 1  | 0 | 0  | 0   | 1   | 0   | 8   |
| Presbyterian      | 2-6  | .333  | 1-5  | .200  | 0-0 | .000  | 0-3-3     | 0  | 0 | 1  | 0   | 0   | 5   | 14  |
| Colgate           | 2-2  | 1.000 | 1-1  | 1.000 | 2-2 | 1.000 | 1-2-3     | 0  | 0 | 0  | 0   | 2   | 7   | 8   |
| Detroit Mercy     | 7-13 | .538  | 5-10 | .500  | 1-2 | .500  | 2-3-5     | 2  | 0 | 0  | 1   | 1   | 20  | 20  |
| Alabama A&M       | 4-8  | .500  | 2-5  | .400  | 0-2 | .000  | 1-8-9     | 0  | 1 | 0  | 1   | 1   | 10  | 26  |
| vs. TCU           | 0-2  | .000  | 0-2  | .000  | 2-2 | 1.000 | 0-1-1     | 1  | 1 | 0  | 0   | 1   | 2   | 12  |
| vs. [21] Colorado | 0-5  | .000  | 0-4  | .000  | 1-2 | .500  | 2-1-3     | 0  | 0 | 0  | 0   | 1   | 1   | 11  |
| at Minnesota      | 3-6  | .500  | 2-5  | .400  | 4-4 | 1.000 | 0-5-5     | 1  | 2 | 1  | 0   | 0   | 12  | 23  |
| at Florida State  | 1-5  | .200  | 1-4  | .250  | 0-0 | .000  | 1-3-4     | 0  | 0 | 0  | 0   | 0   | 3   | 13  |
| * South Carolina  | 0-0  | .000  | 0-0  | .000  | 0-0 | .000  | 2-2-4     | 2  | 0 | 1  | 0   | 1   | 0   | 15  |
| Jacksonville      | 1-5  | .200  | 0-3  | .000  | 0-0 | .000  | 1-7-8     | 0  | 1 | 1  | 0   | 0   | 2   | 15  |
| Yale              | 4-7  | .571  | 1-3  | .333  | 2-2 | 1.000 | 0-2-2     | 2  | 0 | 1  | 0   | 4   | 11  | 24  |
| Miami             | 1-4  | .250  | 0-3  | .000  | 1-1 | 1.000 | 0-3-3     | 0  | 1 | 0  | 0   | 0   | 3   | 15  |
| NC State          | 1-3  | .333  | 1-2  | .500  | 0-0 | .000  | 0-1-1     | 1  | 0 | 0  | 0   | 0   | 3   | 6   |
| at North Carolina | 2-2  | 1.000 | 1-1  | 1.000 | 0-0 | .000  | 1-2-3     | 1  | 0 | 1  | 0   | 0   | 5   | 14  |
| [3] Duke          | 2-3  | .667  | 2-3  | .667  | 1-2 | .500  | 0-0-0     | 1  | 0 | 0  | 0   | 0   | 7   | 12  |
| at NC State       | 1-1  | 1.000 | 1-1  | 1.000 | 3-6 | .500  | 0-3-3     | 1  | 0 | 2  | 0   | 1   | 6   | 11  |
| Wake Forest       |      |       |      |       |     |       |           |    |   |    |     |     |     |     |
| at Louisville     |      |       |      |       |     |       |           |    |   |    |     |     |     |     |
| Syracuse          |      |       |      |       |     |       |           |    |   |    |     |     |     |     |
| at Wake Forest    |      |       |      |       |     |       |           |    |   |    |     |     |     |     |
| at Virginia       |      |       |      |       |     |       |           |    |   |    |     |     |     |     |
| Notre Dame        |      |       |      |       |     |       |           |    |   |    |     |     |     |     |
| at Pittsburgh     |      |       |      |       |     |       |           |    |   |    |     |     |     |     |
| Louisville        |      |       |      |       |     |       |           |    |   |    |     |     |     |     |
| at Boston College |      |       |      |       |     |       |           |    |   |    |     |     |     |     |
| at Georgia Tech   |      |       |      |       |     |       |           |    |   |    |     |     |     |     |
| Florida State     |      |       |      |       |     |       |           |    |   |    |     |     |     |     |
| at Virginia Tech  |      |       |      |       |     |       |           |    |   |    |     |     |     |     |
| Georgia Tech      |      |       |      |       |     |       |           |    |   |    |     |     |     |     |

\* - Game Started; [] AP Ranking

## » NOTES

### TYSON IS KEY OFF TIGER BENCH

- Sophomore Hunter Tyson has started to put together solid outings for Clemson off of the bench.
- In what was a historic consecutive game stretch for the Tigers, Tyson has provided a boost off the bench.
- Tyson scored seven points in the Tigers' 79-72 victory over No. 3 Duke. He finished 2-for-3 from the floor and 2-for-3 from 3-point land.
- In a historic program victory over North Carolina, Tyson knocked down a clutch 3-pointer a mere 13 seconds after checking into the game at the 1:55 mark to help close the gap in the final moments of regulation.
- Tyson has now posted his fourth double-digit scoring game of his career and of the season off the bench.
- Tyson scored 11 points against Yale (Dec. 22) to collect his fourth double-digit scoring game of his career.
- He also swiped four steals on the night - a new career-high and tied for the second-most in a single game this season with roommate John Newman III. (Tevin Mack posted 5 steals against Colgate (Nov. 10)).


### TYSON'S 20-PIECE

- Hunter Tyson scored a career-high 20 points in an 87-65 victory over Detroit Mercy (Nov. 17).
- Tyson became the first Tiger to score 20 points off the bench since Marcquise Reed last season at South Carolina (Dec. 22, 2018).
- Tyson's damage came via the 3-point ball. He made a career-best five long balls on 10 attempts, while also connecting on a career-high seven made field goals.

## » CAREER STATS

|         |    |    |      | Field Goals |     |      | 3-PT |     |      |    |     |      | Rebounds |    |     |      |    |    |    |    |     |     |      |      |  |  |  |
|---------|----|----|------|-------------|-----|------|------|-----|------|----|-----|------|----------|----|-----|------|----|----|----|----|-----|-----|------|------|--|--|--|
| Year    | GS | GP | Min. | FG          | FGA | Pct. | FG   | FGA | Pct. | FT | FTA | Pct. | OR       | DR | TOT | Avg. | PF | DQ | A  | TO | Blk | Stl | Pts. | Avg. |  |  |  |
| 2018-19 | 31 | 0  | 258  | 16          | 63  | .254 | 11   | 47  | .234 | 6  | 9   | .667 | 6        | 26 | 32  | 1.0  | 18 | 0  | 12 | 6  | 8   | 2   | 49   | 1.6  |  |  |  |
| 2019-20 | 17 | 1  | 245  | 31          | 75  | .413 | 18   | 55  | .327 | 17 | 26  | .654 | 11       | 47 | 58  | 3.4  | 13 | 0  | 6  | 8  | 2   | 13  | 97   | 5.7  |  |  |  |
| TOTAL   | 48 | 1  | 502  | 47          | 138 | .341 | 29   | 102 | .284 | 23 | 35  | .657 | 17       | 73 | 90  | 1.9  | 31 | 0  | 18 | 14 | 10  | 15  | 146  | 3.0  |  |  |  |

# 10 CURRAN SCOTT



Gr. | Guard | 6-4 | 208  
Edmond, Okla. | Tulsa

## » CAREER HIGHS

|          |    |                           |          |
|----------|----|---------------------------|----------|
| Points   | 30 | vs. UAB                   | 1/16/16  |
| Rebounds | 7  | 3x, last vs. Alcorn State | 11/6/18  |
| Assists  | 8  | vs. Rice                  | 3/9/16   |
| Steals   | 3  | 2x, last vs. Alabama A&M  | 11/21/19 |
| FG Made  | 11 | vs. UAB                   | 1/16/16  |
| 3FG Made | 4  | 2x, last vs. Tulane       | 2/28/19  |
| FT Made  | 13 | vs. UTSA                  | 2/25/16  |
| Minutes  | 42 | vs. Miami                 | 12/31/19 |

## » ABOUT CURRAN SCOTT

Born July 5, 1996  
Hometown Edmond, Okla.  
High School Memorial  
Major Athletic Leadership (Masters)

## » 2019-20 GAME-BY-GAME

| OPPONENT          | FG   | PCT. | 3FG | PCT.  | FT  | PCT.  | OR-DR-TOT | PF | A | TO | BLK | STL | PTS | MIN |
|-------------------|------|------|-----|-------|-----|-------|-----------|----|---|----|-----|-----|-----|-----|
| Virginia Tech     | 1-2  | .500 | 0-0 | .000  | 0-0 | .000  | 0-1-1     | 1  | 0 | 2  | 0   | 0   | 2   | 9   |
| Presbyterian      | 4-11 | .364 | 3-7 | .429  | 2-2 | 1.000 | 0-5-5     | 2  | 3 | 0  | 0   | 0   | 13  | 29  |
| Colgate           | 2-4  | .500 | 0-1 | .000  | 4-6 | .667  | 0-0-0     | 1  | 2 | 0  | 0   | 1   | 8   | 21  |
| Detroit Mercy     | 1-4  | .250 | 0-2 | .000  | 0-0 | .000  | 1-3-4     | 1  | 2 | 1  | 0   | 0   | 2   | 13  |
| * Alabama A&M     | 1-4  | .250 | 1-4 | .250  | 2-4 | .500  | 0-1-1     | 0  | 3 | 1  | 0   | 3   | 5   | 22  |
| vs. TCU           | 2-7  | .286 | 1-4 | .250  | 2-2 | 1.000 | 0-2-2     | 1  | 0 | 1  | 0   | 1   | 7   | 25  |
| vs. [21] Colorado | 3-5  | .600 | 1-1 | 1.000 | 0-0 | .000  | 0-1-1     | 3  | 1 | 1  | 0   | 0   | 7   | 27  |
| at Minnesota      | 4-5  | .800 | 0-0 | .000  | 2-2 | 1.000 | 0-0-0     | 0  | 2 | 1  | 0   | 1   | 10  | 25  |
| at Florida State  | 2-5  | .400 | 1-2 | .500  | 2-2 | 1.000 | 0-4-4     | 2  | 0 | 3  | 0   | 0   | 7   | 17  |
| South Carolina    | 2-4  | .500 | 1-2 | .500  | 0-0 | .000  | 1-0-1     | 1  | 1 | 1  | 0   | 3   | 5   | 14  |
| * Jacksonville    | 3-8  | .375 | 2-6 | .333  | 7-9 | .778  | 0-2-2     | 0  | 2 | 1  | 0   | 1   | 15  | 37  |
| * Yale            | 0-3  | .000 | 0-2 | .000  | 0-0 | .000  | 0-0-0     | 4  | 1 | 0  | 0   | 2   | 0   | 18  |
| * Miami           | 5-9  | .556 | 0-3 | .000  | 0-0 | .000  | 1-2-3     | 3  | 2 | 2  | 0   | 2   | 10  | 42  |
| NC State          | 4-7  | .571 | 3-4 | .750  | 3-4 | .750  | 0-2-2     | 1  | 4 | 0  | 0   | 1   | 14  | 30  |
| at North Carolina | 1-5  | .200 | 1-4 | .250  | 5-6 | .833  | 2-1-3     | 1  | 1 | 1  | 0   | 1   | 8   | 32  |
| [3] Duke          | 1-4  | .250 | 0-1 | .000  | 3-4 | .750  | 1-0-1     | 3  | 5 | 3  | 0   | 2   | 5   | 27  |
| at NC State       | 2-5  | .400 | 1-1 | 1.000 | 1-2 | .500  | 1-2-3     | 4  | 4 | 0  | 0   | 0   | 6   | 22  |
| Wake Forest       |      |      |     |       |     |       |           |    |   |    |     |     |     |     |
| at Louisville     |      |      |     |       |     |       |           |    |   |    |     |     |     |     |
| Syracuse          |      |      |     |       |     |       |           |    |   |    |     |     |     |     |
| at Wake Forest    |      |      |     |       |     |       |           |    |   |    |     |     |     |     |
| at Virginia       |      |      |     |       |     |       |           |    |   |    |     |     |     |     |
| Notre Dame        |      |      |     |       |     |       |           |    |   |    |     |     |     |     |
| at Pittsburgh     |      |      |     |       |     |       |           |    |   |    |     |     |     |     |
| Louisville        |      |      |     |       |     |       |           |    |   |    |     |     |     |     |
| at Boston College |      |      |     |       |     |       |           |    |   |    |     |     |     |     |
| at Georgia Tech   |      |      |     |       |     |       |           |    |   |    |     |     |     |     |
| Florida State     |      |      |     |       |     |       |           |    |   |    |     |     |     |     |
| at Virginia Tech  |      |      |     |       |     |       |           |    |   |    |     |     |     |     |
| Georgia Tech      |      |      |     |       |     |       |           |    |   |    |     |     |     |     |

\* - Game Started; [] AP Ranking

## » NOTES

### SCOTT PROVIDES DEPTH AND EXPERIENCE

- When he made the decision to transfer to Clemson for his graduate season, Scott knew he would be providing experience to the Clemson roster.
- Scott is one of just three seniors this season for the Tigers, all of which are graduate transfers.
- Scott spent his last two seasons at Tulsa University after transferring from Charlotte following his freshman season.
- He the Tigers another distance shooter off the bench or in the starting lineup.

## » CAREER STATS

| Year         | GS         | GP        | Min.        | Field Goals |            |             | 3-PT      |            |             | FT         | FTA        | Pct.        | Rebounds  |            |            | Avg.       | PF         | DQ       | A          | TO         | Blk      | Stl       | Pts.       | Avg.       |
|--------------|------------|-----------|-------------|-------------|------------|-------------|-----------|------------|-------------|------------|------------|-------------|-----------|------------|------------|------------|------------|----------|------------|------------|----------|-----------|------------|------------|
|              |            |           |             | FG          | FGA        | Pct.        | FG        | FGA        | Pct.        |            |            |             | OR        | DR         | TOT        |            |            |          |            |            |          |           |            |            |
| 2015-16      | 33         | 18        | 815         | 100         | 221        | .452        | 25        | 57         | .439        | 122        | 147        | .830        | 11        | 76         | 87         | 2.3        | 72         | 2        | 44         | 55         | 1        | 17        | 347        | 10.5       |
| 2017-18      | 31         | 8         | 461         | 53          | 133        | .398        | 18        | 51         | .353        | 58         | 69         | .841        | 17        | 49         | 66         | 2.1        | 37         | 1        | 21         | 35         | 1        | 10        | 182        | 5.9        |
| 2018-19      | 32         | 26        | 790         | 90          | 221        | .407        | 41        | 104        | .394        | 65         | 85         | .765        | 12        | 67         | 79         | 2.5        | 44         | 0        | 35         | 40         | 0        | 9         | 286        | 8.9        |
| 2019-20      | 17         | 4         | 408         | 38          | 92         | .413        | 15        | 44         | .341        | 33         | 43         | .767        | 7         | 26         | 33         | 1.9        | 28         | 0        | 33         | 18         | 0        | 18        | 124        | 7.3        |
| <b>TOTAL</b> | <b>113</b> | <b>56</b> | <b>2474</b> | <b>281</b>  | <b>667</b> | <b>.421</b> | <b>99</b> | <b>256</b> | <b>.387</b> | <b>278</b> | <b>344</b> | <b>.808</b> | <b>47</b> | <b>218</b> | <b>265</b> | <b>2.3</b> | <b>181</b> | <b>3</b> | <b>133</b> | <b>148</b> | <b>2</b> | <b>54</b> | <b>939</b> | <b>8.3</b> |

# 11 PARKER FOX



So. | Guard | 6-6 | 202  
Reno, Nev. | Oconee County (Ga.)

## » CAREER HIGHS

|          |   |                           |          |
|----------|---|---------------------------|----------|
| Points   | 3 | vs. Charleston Southern   | 12/18/18 |
| Rebounds | 1 | vs. Jacksonville          | 12/20/19 |
| Assists  | — | —                         | —        |
| Steals   | — | —                         | —        |
| FG Made  | 1 | 2x, last vs. Presbyterian | 11/7/19  |
| 3FG Made | 1 | vs. Charleston Southern   | 12/18/18 |
| FT Made  | — | —                         | —        |
| Minutes  | 5 | vs. Presbyterian          | 11/7/19  |

## » ABOUT PARKER FOX

**Born** July 15, 2000  
**Hometown** Manhattan, Kan.  
**High School** Oconee County (Ga.)  
**Major** Pre-Business

## » 2019-20 GAME-BY-GAME

| OPPONENT          | FG  | PCT. | 3FG | PCT. | FT  | PCT. | OR-DR-TOT | PF | A | TO | BLK | STL | PTS | MIN |
|-------------------|-----|------|-----|------|-----|------|-----------|----|---|----|-----|-----|-----|-----|
| Virginia Tech     | dnp |      |     |      |     |      |           |    |   |    |     |     |     |     |
| Presbyterian      | 1-2 | .500 | 0-1 | .000 | 0-1 | .000 | 0-0-0     | 0  | 0 | 1  | 0   | 0   | 2   | 5   |
| Colgate           | dnp |      |     |      |     |      |           |    |   |    |     |     |     |     |
| Detroit Mercy     | dnp |      |     |      |     |      |           |    |   |    |     |     |     |     |
| Alabama A&M       | 0-0 | .000 | 0-0 | .000 | 0-0 | .000 | 0-0-0     | 0  | 0 | 0  | 0   | 0   | 0   | 4   |
| vs. TCU           | dnp |      |     |      |     |      |           |    |   |    |     |     |     |     |
| vs. [21] Colorado | dnp |      |     |      |     |      |           |    |   |    |     |     |     |     |
| at Minnesota      | 0-0 | .000 | 0-0 | .000 | 0-0 | .000 | 0-0-0     | 0  | 0 | 0  | 0   | 0   | 0   | 2   |
| at Florida State  | 0-0 | .000 | 0-0 | .000 | 0-0 | .000 | 0-0-0     | 0  | 0 | 0  | 0   | 0   | 0   | 1   |
| * South Carolina  | dnp |      |     |      |     |      |           |    |   |    |     |     |     |     |
| Jacksonville      | 0-0 | .000 | 0-0 | .000 | 0-0 | .000 | 0-1-1     | 0  | 0 | 0  | 0   | 0   | 0   | 2   |
| Yale              | dnp |      |     |      |     |      |           |    |   |    |     |     |     |     |
| Miami             | dnp |      |     |      |     |      |           |    |   |    |     |     |     |     |
| NC State          | dnp |      |     |      |     |      |           |    |   |    |     |     |     |     |
| at North Carolina | dnp |      |     |      |     |      |           |    |   |    |     |     |     |     |
| [3] Duke          | dnp |      |     |      |     |      |           |    |   |    |     |     |     |     |
| at NC State       | dnp |      |     |      |     |      |           |    |   |    |     |     |     |     |
| Wake Forest       |     |      |     |      |     |      |           |    |   |    |     |     |     |     |
| at Louisville     |     |      |     |      |     |      |           |    |   |    |     |     |     |     |
| Syracuse          |     |      |     |      |     |      |           |    |   |    |     |     |     |     |
| at Wake Forest    |     |      |     |      |     |      |           |    |   |    |     |     |     |     |
| at Virginia       |     |      |     |      |     |      |           |    |   |    |     |     |     |     |
| Notre Dame        |     |      |     |      |     |      |           |    |   |    |     |     |     |     |
| at Pittsburgh     |     |      |     |      |     |      |           |    |   |    |     |     |     |     |
| Louisville        |     |      |     |      |     |      |           |    |   |    |     |     |     |     |
| at Boston College |     |      |     |      |     |      |           |    |   |    |     |     |     |     |
| at Georgia Tech   |     |      |     |      |     |      |           |    |   |    |     |     |     |     |
| Florida State     |     |      |     |      |     |      |           |    |   |    |     |     |     |     |
| at Virginia Tech  |     |      |     |      |     |      |           |    |   |    |     |     |     |     |
| Georgia Tech      |     |      |     |      |     |      |           |    |   |    |     |     |     |     |

\* - Game Started; [] AP Ranking

## » NOTES

### SON OF A COACH

- Parker Fox has been around the game of basketball for his entire life.
- Fox grew up the son of a Division I men's basketball head coach.
- His father, Mark Fox, is currently the head coach of California's program, but has previously served as head coach at Georgia, Nevada and as an assistant at Nevada, Kansas State and Washington.

## » CAREER STATS

| Year         | GS        | GP       | Min.      | Field Goals |          |             | 3-PT     |          |             | FT       | FTA      | Pct.        | Rebounds |          |          |            | PF       | DQ       | A        | TO       | Blk      | Stl      | Pts.     | Avg.       |
|--------------|-----------|----------|-----------|-------------|----------|-------------|----------|----------|-------------|----------|----------|-------------|----------|----------|----------|------------|----------|----------|----------|----------|----------|----------|----------|------------|
|              |           |          |           | FG          | FGA      | Pct.        | FG       | FGA      | Pct.        |          |          |             | OR       | DR       | TOT      | Avg.       |          |          |          |          |          |          |          |            |
| 2018-19      | 5         | 0        | 5         | 1           | 2        | .500        | 1        | 2        | .500        | 0        | 0        | .000        | 0        | 0        | 0        | 0.0        | 1        | 0        | 0        | 1        | 0        | 0        | 3        | 0.6        |
| 2019-20      | 5         | 0        | 13        | 1           | 2        | .500        | 0        | 1        | .000        | 0        | 1        | .000        | 0        | 1        | 1        | 0.2        | 0        | 0        | 0        | 1        | 0        | 0        | 2        | 0.4        |
| <b>TOTAL</b> | <b>10</b> | <b>0</b> | <b>18</b> | <b>2</b>    | <b>4</b> | <b>.500</b> | <b>1</b> | <b>3</b> | <b>.333</b> | <b>0</b> | <b>1</b> | <b>.000</b> | <b>0</b> | <b>1</b> | <b>1</b> | <b>0.1</b> | <b>1</b> | <b>0</b> | <b>0</b> | <b>2</b> | <b>0</b> | <b>0</b> | <b>5</b> | <b>0.5</b> |



# 12 ALEX HEMENWAY

Fr. | Guard | 6-3 | 180  
Newburgh, Ind. | Castle



## » CAREER HIGHS

|          |    |                   |          |
|----------|----|-------------------|----------|
| Points   | 6  | vs. Presbyterian  | 11/7/19  |
| Rebounds | 1  | vs. Jacksonville  | 12/20/19 |
| Assists  | —  | —                 | —        |
| Steals   | —  | —                 | —        |
| FG Made  | 2  | vs. Presbyterian  | 11/7/19  |
| 3FG Made | 2  | vs. Presbyterian  | 11/7/19  |
| FT Made  | —  | —                 | —        |
| Minutes  | 15 | vs. Virginia Tech | 11/5/19  |

## » ABOUT ALEX HEMENWAY

**Born** June 17, 2001  
**Hometown** Newburgh, Ind.  
**High School** Castle  
**Major** Sports Communications

## » 2019-20 GAME-BY-GAME

| OPPONENT          | FG  | PCT.  | 3FG | PCT.  | FT  | PCT. | OR-DR-TOT | PF | A | TO | BLK | STL | PTS | MIN |
|-------------------|-----|-------|-----|-------|-----|------|-----------|----|---|----|-----|-----|-----|-----|
| Virginia Tech     | 1-4 | .250  | 1-2 | .500  | 0-0 | .000 | 0-0-0     | 1  | 0 | 1  | 0   | 0   | 3   | 15  |
| Presbyterian      | 2-2 | 1.000 | 2-2 | 1.000 | 0-0 | .000 | 0-0-0     | 0  | 0 | 0  | 0   | 0   | 6   | 10  |
| Colgate           |     | dnp   |     |       |     |      |           |    |   |    |     |     |     |     |
| Detroit Mercy     |     | dnp   |     |       |     |      |           |    |   |    |     |     |     |     |
| Alabama A&M       |     | dnp   |     |       |     |      |           |    |   |    |     |     |     |     |
| vs. TCU           |     | dnp   |     |       |     |      |           |    |   |    |     |     |     |     |
| vs. [21] Colorado |     | dnp   |     |       |     |      |           |    |   |    |     |     |     |     |
| at Minnesota      |     | dnp   |     |       |     |      |           |    |   |    |     |     |     |     |
| at Florida State  |     | dnp   |     |       |     |      |           |    |   |    |     |     |     |     |
| South Carolina    |     | dnp   |     |       |     |      |           |    |   |    |     |     |     |     |
| Jacksonville      |     | dnp   |     |       |     |      |           |    |   |    |     |     |     |     |
| Yale              |     | dnp   |     |       |     |      |           |    |   |    |     |     |     |     |
| Miami             |     | dnp   |     |       |     |      |           |    |   |    |     |     |     |     |
| NC State          |     | dnp   |     |       |     |      |           |    |   |    |     |     |     |     |
| at North Carolina |     | dnp   |     |       |     |      |           |    |   |    |     |     |     |     |
| [3] Duke          |     | dnp   |     |       |     |      |           |    |   |    |     |     |     |     |
| at NC State       |     | dnp   |     |       |     |      |           |    |   |    |     |     |     |     |
| Wake Forest       |     |       |     |       |     |      |           |    |   |    |     |     |     |     |
| at Louisville     |     |       |     |       |     |      |           |    |   |    |     |     |     |     |
| Syracuse          |     |       |     |       |     |      |           |    |   |    |     |     |     |     |
| at Wake Forest    |     |       |     |       |     |      |           |    |   |    |     |     |     |     |
| at Virginia       |     |       |     |       |     |      |           |    |   |    |     |     |     |     |
| Notre Dame        |     |       |     |       |     |      |           |    |   |    |     |     |     |     |
| at Pittsburgh     |     |       |     |       |     |      |           |    |   |    |     |     |     |     |
| Louisville        |     |       |     |       |     |      |           |    |   |    |     |     |     |     |
| at Boston College |     |       |     |       |     |      |           |    |   |    |     |     |     |     |
| at Georgia Tech   |     |       |     |       |     |      |           |    |   |    |     |     |     |     |
| Florida State     |     |       |     |       |     |      |           |    |   |    |     |     |     |     |
| at Virginia Tech  |     |       |     |       |     |      |           |    |   |    |     |     |     |     |
| Georgia Tech      |     |       |     |       |     |      |           |    |   |    |     |     |     |     |

\* - Game Started; [] AP Ranking

## » NOTES

### BEFORE CLEMSON

- Comes to Clemson as a three-star prospect.
- Ranked No. 10 in the state of Indiana
- Averaged 21.0 points, 5.0 rebounds and 4.0 assists per game as a junior last season at Castle High School
- Chose Clemson over Nebraska, Creighton, DePaul and Belmont

### HIGH SCHOOL ACCOLADES

- Indiana Jr. All-Star – May 2018
- Castle Basketball 1,000 Point Club – February 2018
- SIAC All-Conference First Team – 2017-18
- IBCA Supreme 15 – 2017-18
- SIAC All-Conference First Team – 2016-17
- IBCA Supreme 15 – 2016-17

## » CAREER STATS

| Year         |          |          |           | Field Goals |          |             | 3-PT     |          |             |          |          |             | Rebounds |          |          |            |          |          |          |          |          |          |          |            |
|--------------|----------|----------|-----------|-------------|----------|-------------|----------|----------|-------------|----------|----------|-------------|----------|----------|----------|------------|----------|----------|----------|----------|----------|----------|----------|------------|
|              | GS       | GP       | Min.      | FG          | FGA      | Pct.        | FG       | FGA      | Pct.        | FT       | FTA      | Pct.        | OR       | DR       | TOT      | Avg.       | PF       | DQ       | A        | TO       | Blk      | Stl      | Pts.     | Avg.       |
| 2019-20      | 2        | 0        | 24        | 3           | 6        | .500        | 3        | 4        | .750        | 0        | 0        | .000        | 0        | 0        | 0        | 0.0        | 1        | 0        | 0        | 1        | 0        | 0        | 9        | 4.5        |
| <b>TOTAL</b> | <b>2</b> | <b>0</b> | <b>24</b> | <b>3</b>    | <b>6</b> | <b>.500</b> | <b>3</b> | <b>4</b> | <b>.750</b> | <b>0</b> | <b>0</b> | <b>.000</b> | <b>0</b> | <b>0</b> | <b>0</b> | <b>0.0</b> | <b>1</b> | <b>0</b> | <b>0</b> | <b>1</b> | <b>0</b> | <b>0</b> | <b>9</b> | <b>4.5</b> |

# 13 TEVIN MACK



Gr. | Guard/Forward | 6-6 | 227  
Columbia, S.C. | Dreher

## » CAREER HIGHS

|          |    |                        |          |
|----------|----|------------------------|----------|
| Points   | 27 | vs. Oklahoma State     | 1/4/17   |
| Rebounds | 12 | vs. Arkansas           | 12/17/16 |
| Assists  | 2  | 17x, last vs. NC State | 1/4/20   |
| Steals   | 5  | vs. Colgate            | 11/10/19 |
| FG Made  | 10 | 3x, last vs. Duke      | 1/14/20  |
| 3FG Made | 6  | vs. Kentucky           | 1/5/19   |
| FT Made  | 6  | vs. Long Beach State   | 12/10/16 |
| Minutes  | 43 | vs. TCU                | 11/24/19 |

## » ABOUT TEVIN MACK

**Born** May 1, 1997  
**Hometown** Columbia, S.C.  
**High School** Dreher  
**Major Athletic Leadership (Masters)**

## » 2019-20 GAME-BY-GAME

| OPPONENT            | FG    | PCT. | 3FG  | PCT. | FT  | PCT.  | OR-DR-TOT | PF | A | TO | BLK | STL | PTS | MIN |
|---------------------|-------|------|------|------|-----|-------|-----------|----|---|----|-----|-----|-----|-----|
| * Virginia Tech     | 4-10  | .400 | 2-7  | .286 | 0-0 | .000  | 1-2-3     | 5  | 2 | 1  | 1   | 1   | 10  | 25  |
| * Presbyterian      | 6-9   | .667 | 2-3  | .667 | 0-0 | .000  | 0-2-2     | 2  | 1 | 0  | 0   | 0   | 14  | 21  |
| * Colgate           | 7-11  | .636 | 3-7  | .429 | 0-0 | .000  | 1-8-9     | 2  | 1 | 3  | 0   | 5   | 17  | 26  |
| * Detroit Mercy     | 7-13  | .538 | 2-5  | .400 | 2-3 | .667  | 2-2-4     | 1  | 2 | 1  | 0   | 1   | 18  | 30  |
| * Alabama A&M       | 6-9   | .667 | 3-6  | .500 | 1-1 | 1.000 | 1-1-2     | 0  | 2 | 1  | 1   | 1   | 16  | 22  |
| * vs. TCU           | 8-15  | .533 | 5-10 | .500 | 1-2 | .500  | 1-8-9     | 2  | 1 | 0  | 0   | 1   | 22  | 43  |
| * vs. [21] Colorado | 3-11  | .273 | 1-5  | .200 | 4-4 | 1.000 | 0-9-9     | 2  | 1 | 1  | 1   | 2   | 11  | 38  |
| * at Minnesota      | 1-4   | .250 | 0-1  | .000 | 0-3 | .000  | 0-3-3     | 2  | 0 | 2  | 0   | 0   | 2   | 24  |
| * at Florida State  | 5-10  | .500 | 2-4  | .500 | 2-5 | .400  | 1-2-3     | 2  | 2 | 3  | 0   | 3   | 14  | 31  |
| * South Carolina    | 1-8   | .125 | 1-6  | .167 | 0-0 | .000  | 0-4-4     | 2  | 0 | 1  | 1   | 0   | 3   | 26  |
| * Jacksonville      | 3-9   | .333 | 1-4  | .250 | 0-0 | .000  | 1-10-11   | 0  | 1 | 0  | 1   | 1   | 7   | 32  |
| * Yale              | 0-3   | .000 | 0-2  | .000 | 0-0 | .000  | 1-1-2     | 1  | 1 | 1  | 1   | 0   | 0   | 16  |
| * Miami             | 4-11  | .364 | 0-3  | .000 | 0-0 | .000  | 0-4-4     | 2  | 1 | 1  | 0   | 0   | 8   | 26  |
| * NC State          | 5-12  | .417 | 1-8  | .125 | 3-4 | .750  | 1-6-7     | 3  | 2 | 0  | 2   | 2   | 14  | 34  |
| * at North Carolina | 7-15  | .467 | 3-9  | .333 | 0-0 | .000  | 1-3-4     | 5  | 0 | 1  | 0   | 1   | 17  | 31  |
| * [3] Duke          | 10-14 | .714 | 2-4  | .500 | 0-2 | .000  | 2-7-9     | 0  | 0 | 1  | 2   | 1   | 22  | 31  |
| * at NC State       | 5-13  | .385 | 0-7  | .000 | 2-4 | .500  | 3-3-6     | 3  | 1 | 2  | 0   | 0   | 12  | 28  |
| * Wake Forest       |       |      |      |      |     |       |           |    |   |    |     |     |     |     |
| * at Louisville     |       |      |      |      |     |       |           |    |   |    |     |     |     |     |
| * Syracuse          |       |      |      |      |     |       |           |    |   |    |     |     |     |     |
| * at Wake Forest    |       |      |      |      |     |       |           |    |   |    |     |     |     |     |
| * at Virginia       |       |      |      |      |     |       |           |    |   |    |     |     |     |     |
| * Notre Dame        |       |      |      |      |     |       |           |    |   |    |     |     |     |     |
| * at Pittsburgh     |       |      |      |      |     |       |           |    |   |    |     |     |     |     |
| * Louisville        |       |      |      |      |     |       |           |    |   |    |     |     |     |     |
| * at Boston College |       |      |      |      |     |       |           |    |   |    |     |     |     |     |
| * at Georgia Tech   |       |      |      |      |     |       |           |    |   |    |     |     |     |     |
| * Florida State     |       |      |      |      |     |       |           |    |   |    |     |     |     |     |
| * at Virginia Tech  |       |      |      |      |     |       |           |    |   |    |     |     |     |     |
| * Georgia Tech      |       |      |      |      |     |       |           |    |   |    |     |     |     |     |

\* - Game Started; [] AP Ranking

## » NOTES

### MACK'S IMPACT

- Tevin Mack opened the season with seven-straight double-digit scoring games.
- Seven games in a row in double-figures set a new career-high. He previously scored in double figures in six-straight games from Nov. 29-Dec. 21, 2016 while at Texas.
- The performance against Colorado marked Mack's 39th career double-digit scoring game.
- Mack tallied his second 20-point performance of the season - tying his season-high with 22 points against No. 3 Duke in a 79-72 victory on Jan. 14.
- It's also his ninth 20-point outing.
- He is now up to 44 career double-digit scoring games.
- Mack's 42nd came in a 17-point effort at North Carolina to help the Tigers secure their first-ever victory in Chapel Hill.
- While his 22-point game against TCU was his first 20-point game of the season, it was his eighth career 20-point outing.
- Mack secured 11 rebounds in a 68-39 win over Jacksonville on Dec. 20. It marked his second double-digit rebounding effort of his career.
- Mack had a career-best 12 boards against Arkansas on Dec. 17, 2016 while at Texas.

### MACK HAS SEEN THE COUNTRY

- Clemson graduate senior Tevin Mack is used to playing in difficult basketball environments.
- He played his first two years at Texas, then played last season at Alabama. By the end of the year, he will be on of the most experienced players in college basketball when it comes to playing against different Power Five Conference schools.
- The Jan. 11 game at North Carolina was the 25th different Power Five Conference facility he has played in.
- If he plays in each game this season, he will finish the regular season having played in 34-of-the-65 Power Conference basketball facilities.
- When it comes to playing against Power Five teams home or away, he will have played for or against 47-of-the-65 Power Conference teams.
- He will have finished his career playing for or against all 15 ACC schools, all 14 from the SEC, all 10 from the Big 12, four from the Pac-12 and four from the Big 10.
- He has played for and against Alabama.

## » CAREER STATS

| Year    | Field Goals |    |      |     |     |      |     | 3-PT |      |     | Rebounds |      |    |     |     |      |     |    |    |     |     |     |      |      |
|---------|-------------|----|------|-----|-----|------|-----|------|------|-----|----------|------|----|-----|-----|------|-----|----|----|-----|-----|-----|------|------|
|         | GS          | GP | Min. | FG  | FGA | Pct. | FG  | FGA  | Pct. | FT  | FTA      | Pct. | OR | DR  | TOT | Avg. | PF  | DQ | A  | TO  | Blk | Stl | Pts. | Avg. |
| 2015-16 | 33          | 0  | 439  | 51  | 176 | .290 | 34  | 114  | .298 | 32  | 50       | .640 | 19 | 47  | 66  | 2.0  | 42  | 0  | 11 | 18  | 9   | 8   | 168  | 5.1  |
| 2016-17 | 15          | 10 | 470  | 79  | 172 | .459 | 34  | 87   | .391 | 30  | 51       | .588 | 21 | 51  | 72  | 4.8  | 24  | 0  | 12 | 21  | 8   | 7   | 222  | 14.8 |
| 2018-19 | 34          | 24 | 699  | 115 | 276 | .417 | 48  | 144  | .333 | 28  | 50       | .560 | 30 | 83  | 113 | 3.3  | 56  | 0  | 28 | 48  | 16  | 11  | 306  | 9.0  |
| 2019-20 | 17          | 17 | 485  | 82  | 177 | .463 | 28  | 91   | .308 | 15  | 28       | .536 | 16 | 75  | 91  | 5.4  | 34  | 2  | 18 | 19  | 10  | 19  | 207  | 12.2 |
| TOTAL   | 99          | 51 | 2094 | 327 | 801 | .408 | 144 | 436  | .330 | 105 | 179      | .587 | 86 | 256 | 342 | 3.5  | 156 | 2  | 69 | 106 | 43  | 45  | 903  | 9.1  |

# 15 JOHN NEWMAN III



So. | Guard | 6-5 | 197  
Greensboro, N.C. | Greensboro Day

## » CAREER HIGHS

|          |    |                    |          |
|----------|----|--------------------|----------|
| Points   | 17 | at North Carolina  | 1/11/20  |
| Rebounds | 7  | 2x, last vs. Miami | 12/31/19 |
| Assists  | 4  | at North Carolina  | 1/11/20  |
| Steals   | 4  | 2x, last vs. Duke  | 1/14/20  |
| FG Made  | 7  | at North Carolina  | 1/11/20  |
| 3FG Made | 3  | vs. Presbyterian   | 11/7/19  |
| FT Made  | 6  | vs. Colorado       | 11/26/19 |
| Minutes  | 43 | at North Carolina  | 1/11/20  |

## » ABOUT JOHN NEWMAN III

**Born** August 2, 1999  
**Hometown** Greensboro, N.C.  
**High School** Greensboro Dayt  
**Major Communications**

## » 2019-20 GAME-BY-GAME

| OPPONENT            | FG   | PCT. | 3FG | PCT.  | FT  | PCT.  | OR-DR-TOT | PF | A | TO | BLK | STL | PTS | MIN |
|---------------------|------|------|-----|-------|-----|-------|-----------|----|---|----|-----|-----|-----|-----|
| * Virginia Tech     | 5-11 | .455 | 1-5 | .250  | 4-4 | 1.000 | 2-3-5     | 2  | 2 | 0  | 0   | 0   | 15  | 33  |
| * Presbyterian      | 6-9  | .667 | 3-5 | .600  | 1-1 | 1.000 | 2-3-5     | 0  | 3 | 0  | 0   | 1   | 16  | 20  |
| * Colgate           | 4-12 | .333 | 0-3 | .000  | 1-2 | .500  | 1-6-7     | 0  | 3 | 2  | 0   | 3   | 9   | 38  |
| * Detroit Mercy     | 2-7  | .286 | 1-5 | .200  | 2-3 | .667  | 1-0-1     | 4  | 1 | 1  | 1   | 0   | 7   | 23  |
| * Alabama A&M       | 4-7  | .571 | 1-3 | .333  | 0-0 | .000  | 0-3-3     | 0  | 4 | 1  | 1   | 0   | 9   | 29  |
| * vs. TCU           | 3-6  | .500 | 1-2 | .500  | 2-2 | 1.000 | 0-2-2     | 2  | 1 | 4  | 1   | 1   | 9   | 37  |
| * vs. [21] Colorado | 4-8  | .500 | 2-3 | .667  | 6-6 | 1.000 | 0-1-1     | 5  | 3 | 2  | 0   | 1   | 16  | 32  |
| * at Minnesota      | 2-6  | .333 | 0-1 | .000  | 1-2 | .500  | 1-2-3     | 3  | 0 | 3  | 0   | 0   | 5   | 31  |
| * at Florida State  | 2-5  | .400 | 1-2 | .500  | 1-1 | 1.000 | 0-1-1     | 1  | 1 | 1  | 0   | 0   | 6   | 29  |
| * South Carolina    | 1-6  | .167 | 0-4 | .000  | 4-7 | .571  | 0-4-4     | 1  | 3 | 1  | 0   | 4   | 6   | 35  |
| * Jacksonville      | 3-7  | .429 | 1-3 | .333  | 1-2 | .500  | 0-2-2     | 2  | 2 | 1  | 0   | 0   | 8   | 18  |
| * Yale              | 3-8  | .375 | 0-2 | .000  | 1-2 | .500  | 0-2-2     | 1  | 1 | 3  | 0   | 2   | 7   | 35  |
| * Miami             | 3-9  | .333 | 0-2 | .000  | 1-1 | 1.000 | 1-6-7     | 0  | 2 | 2  | 0   | 1   | 7   | 29  |
| * NC State          | 4-8  | .500 | 2-4 | .500  | 2-2 | 1.000 | 0-3-3     | 4  | 3 | 1  | 1   | 1   | 12  | 24  |
| * at North Carolina | 7-12 | .583 | 2-3 | .667  | 1-1 | 1.000 | 0-6-6     | 2  | 4 | 2  | 0   | 2   | 17  | 43  |
| * [3] Duke          | 5-7  | .714 | 2-4 | .500  | 2-4 | .500  | 1-2-3     | 2  | 2 | 2  | 2   | 4   | 14  | 33  |
| * at NC State       | 3-5  | .600 | 1-1 | 1.000 | 0-2 | .000  | 0-3-3     | 1  | 3 | 3  | 2   | 1   | 7   | 31  |
| Wake Forest         |      |      |     |       |     |       |           |    |   |    |     |     |     |     |
| at Louisville       |      |      |     |       |     |       |           |    |   |    |     |     |     |     |
| Syracuse            |      |      |     |       |     |       |           |    |   |    |     |     |     |     |
| at Wake Forest      |      |      |     |       |     |       |           |    |   |    |     |     |     |     |
| at Virginia         |      |      |     |       |     |       |           |    |   |    |     |     |     |     |
| Notre Dame          |      |      |     |       |     |       |           |    |   |    |     |     |     |     |
| at Pittsburgh       |      |      |     |       |     |       |           |    |   |    |     |     |     |     |
| Louisville          |      |      |     |       |     |       |           |    |   |    |     |     |     |     |
| at Boston College   |      |      |     |       |     |       |           |    |   |    |     |     |     |     |
| at Georgia Tech     |      |      |     |       |     |       |           |    |   |    |     |     |     |     |
| Florida State       |      |      |     |       |     |       |           |    |   |    |     |     |     |     |
| at Virginia Tech    |      |      |     |       |     |       |           |    |   |    |     |     |     |     |
| Georgia Tech        |      |      |     |       |     |       |           |    |   |    |     |     |     |     |

\* - Game Started; [] AP Ranking

## » NOTES

### HELLO NEWMAN...

- John Newman III got off to a lightning fast start this season posting career-highs in back-to-back games to open the year.
- Newman upped his previous career-best of 15 points against Virginia Tech (Nov. 5) and poured in 16 in a win against Presbyterian (Nov. 7).
- The 16-point outing was Newman's second double-digit scoring game of his career.
- Against the Blue Hose, Newman connected on a career-best six made field goals and three 3-point field goals. He also posted a career-high three assists.
- Newman connected on five made field goals and finished a perfect 4-for-4 at the foul line against Virginia Tech.
- In the championship game in Las Vegas, Newman tied his career-best with 16 points, including a career-high six makes from the foul line.
- Newman posted double-figures in back-to-back victories over NC State (Jan. 4) and North Carolina (Jan. 11).
- Newman scored a career-high 17 points in the Tigers' historic victory over the Tar Heels in Chapel Hill.
- Newman finished 7-for-12 from the floor and 2-for-3 from distance in the victory. He also grabbed six rebounds and dished four assists, while also making two steals.
- So far this season, Newman holds the longest streak at the foul line - eight made in a row.

## » CAREER STATS

|         |    |    |      | Field Goals |     |      | 3-PT |     |      |    |     |      | Rebounds |    |     |      |    |    |    |    |     |     |      |      |  |  |  |
|---------|----|----|------|-------------|-----|------|------|-----|------|----|-----|------|----------|----|-----|------|----|----|----|----|-----|-----|------|------|--|--|--|
| Year    | GS | GP | Min. | FG          | FGA | Pct. | FG   | FGA | Pct. | FT | FTA | Pct. | OR       | DR | TOT | Avg. | PF | DQ | A  | TO | Blk | Stl | Pts. | Avg. |  |  |  |
| 2018-19 | 34 | 1  | 409  | 28          | 73  | .384 | 9    | 28  | .321 | 6  | 11  | .545 | 15       | 45 | 60  | 1.8  | 31 | 0  | 15 | 19 | 5   | 12  | 71   | 2.1  |  |  |  |
| 2019-20 | 17 | 17 | 520  | 61          | 133 | .459 | 18   | 51  | .353 | 30 | 42  | .714 | 9        | 49 | 58  | 3.4  | 30 | 1  | 38 | 29 | 8   | 21  | 170  | 10.0 |  |  |  |
| TOTAL   | 51 | 18 | 929  | 89          | 206 | .432 | 27   | 79  | .342 | 36 | 53  | .679 | 24       | 94 | 118 | 2.3  | 61 | 1  | 53 | 48 | 13  | 33  | 241  | 4.7  |  |  |  |



# 20 O'NEIL McBRIDE

Fr. | Forward | 6-7 | 195  
Myrtle Beach, S.C. | Myrtle Beach



## » CAREER HIGHS

|          |   |                           |          |
|----------|---|---------------------------|----------|
| Points   | 2 | at Minnesota              | 12/2/19  |
| Rebounds | 1 | 3x, last vs. Jacksonville | 12/20/19 |
| Assists  | 1 | at Minnesota              | 12/2/19  |
| Steals   | — | —                         | —        |
| FG Made  | 1 | at Minnesota              | 12/2/19  |
| 3FG Made | — | —                         | —        |
| FT Made  | — | —                         | —        |
| Minutes  | 4 | vs. Presbyterian          | 11/7/19  |

## » ABOUT O'NEIL McBRIDE

**Born** January 6, 2000  
**Hometown** Myrtle Beach, S.C.  
**High School** Myrtle Beach  
**Major** Pre-Business

## » 2019-20 GAME-BY-GAME

| OPPONENT          | FG  | PCT.  | 3FG | PCT. | FT  | PCT. | OR-DR-TOT | PF | A | TO | BLK | STL | PTS | MIN |
|-------------------|-----|-------|-----|------|-----|------|-----------|----|---|----|-----|-----|-----|-----|
| Virginia Tech     |     | dnp   |     |      |     |      |           |    |   |    |     |     |     |     |
| Presbyterian      | 0-0 | .000  | 0-0 | .000 | 0-0 | .000 | 1-0-1     | 0  | 0 | 0  | 0   | 0   | 0   | 4   |
| Colgate           |     | dnp   |     |      |     |      |           |    |   |    |     |     |     |     |
| Detroit Mercy     |     | dnp   |     |      |     |      |           |    |   |    |     |     |     |     |
| Alabama A&M       | 0-0 | .000  | 0-0 | .000 | 0-2 | .000 | 0-1-1     | 0  | 0 | 0  | 0   | 0   | 0   | 3   |
| vs. TCU           |     | dnp   |     |      |     |      |           |    |   |    |     |     |     |     |
| vs. [21] Colorado |     | dnp   |     |      |     |      |           |    |   |    |     |     |     |     |
| at Minnesota      | 1-1 | 1.000 | 0-0 | .000 | 0-0 | .000 | 1-0-1     | 0  | 1 | 1  | 0   | 0   | 2   | 2   |
| at Florida State  | 0-0 | .000  | 0-0 | .000 | 0-0 | .000 | 1-0-1     | 0  | 0 | 0  | 0   | 0   | 0   | 1   |
| South Carolina    |     | dnp   |     |      |     |      |           |    |   |    |     |     |     |     |
| Jacksonville      | 0-1 | .000  | 0-0 | .000 | 0-0 | .000 | 0-0-0     | 0  | 0 | 0  | 0   | 0   | 0   | 2   |
| Yale              |     | dnp   |     |      |     |      |           |    |   |    |     |     |     |     |
| Miami             |     | dnp   |     |      |     |      |           |    |   |    |     |     |     |     |
| NC State          |     | dnp   |     |      |     |      |           |    |   |    |     |     |     |     |
| at North Carolina |     | dnp   |     |      |     |      |           |    |   |    |     |     |     |     |
| [3] Duke          |     | dnp   |     |      |     |      |           |    |   |    |     |     |     |     |
| at NC State       |     | dnp   |     |      |     |      |           |    |   |    |     |     |     |     |
| Wake Forest       |     |       |     |      |     |      |           |    |   |    |     |     |     |     |
| at Louisville     |     |       |     |      |     |      |           |    |   |    |     |     |     |     |
| Syracuse          |     |       |     |      |     |      |           |    |   |    |     |     |     |     |
| at Wake Forest    |     |       |     |      |     |      |           |    |   |    |     |     |     |     |
| at Virginia       |     |       |     |      |     |      |           |    |   |    |     |     |     |     |
| Notre Dame        |     |       |     |      |     |      |           |    |   |    |     |     |     |     |
| at Pittsburgh     |     |       |     |      |     |      |           |    |   |    |     |     |     |     |
| Louisville        |     |       |     |      |     |      |           |    |   |    |     |     |     |     |
| at Boston College |     |       |     |      |     |      |           |    |   |    |     |     |     |     |
| at Georgia Tech   |     |       |     |      |     |      |           |    |   |    |     |     |     |     |
| Florida State     |     |       |     |      |     |      |           |    |   |    |     |     |     |     |
| at Virginia Tech  |     |       |     |      |     |      |           |    |   |    |     |     |     |     |
| Georgia Tech      |     |       |     |      |     |      |           |    |   |    |     |     |     |     |

\* - Game Started; [] AP Ranking

## » NOTES

### BEFORE CLEMSON

- Attended and graduated from Myrtle Beach High School.
- Following high school, attended postgraduate school and played at Fork Union Military Academy (Va.)
- As a senior at Myrtle Beach, averaged 10.0 points and 9.0 rebounds per game.

## » CAREER STATS

| Year         | GS       | GP       | Min.      | Field Goals |          |             | 3-PT     |          |             | FT       | FTA      | Pct.        | Rebounds |          |          | Avg.       | PF       | DQ       | A        | TO       | Blk      | Stl      | Pts.     | Avg.       |
|--------------|----------|----------|-----------|-------------|----------|-------------|----------|----------|-------------|----------|----------|-------------|----------|----------|----------|------------|----------|----------|----------|----------|----------|----------|----------|------------|
|              |          |          |           | FG          | FGA      | Pct.        | FG       | FGA      | Pct.        |          |          |             | OR       | DR       | TOT      |            |          |          |          |          |          |          |          |            |
| 2019-20      | 5        | 0        | 12        | 1           | 2        | .500        | 0        | 0        | .000        | 0        | 2        | .000        | 3        | 1        | 4        | 0.8        | 0        | 0        | 1        | 1        | 0        | 0        | 2        | 0.4        |
| <b>TOTAL</b> | <b>5</b> | <b>0</b> | <b>12</b> | <b>1</b>    | <b>2</b> | <b>.500</b> | <b>0</b> | <b>0</b> | <b>.000</b> | <b>0</b> | <b>2</b> | <b>.000</b> | <b>3</b> | <b>1</b> | <b>4</b> | <b>0.8</b> | <b>0</b> | <b>0</b> | <b>1</b> | <b>1</b> | <b>0</b> | <b>0</b> | <b>2</b> | <b>0.4</b> |

# 21 KHAVON MOORE



So. | Guard/Forward | 6-8 | 215  
Macon, Ga. | Texas Tech

## » CAREER HIGHS

|          |    |                           |          |
|----------|----|---------------------------|----------|
| Points   | 10 | at Minnesota              | 12/2/19  |
| Rebounds | 7  | vs. Detroit Mercy         | 11/17/19 |
| Assists  | 3  | vs. Alabama A&M           | 11/21/19 |
| Steals   | 2  | 2x, last vs. Presbyterian | 11/7/19  |
| FG Made  | 5  | at Minnesota              | 12/2/19  |
| 3FG Made | 1  | vs. Alabama A&M           | 11/21/19 |
| FT Made  | 1  | vs. Detroit Mercy         | 11/17/19 |
| Minutes  | 24 | at Minnesota              | 12/2/19  |

## » ABOUT KHAVON MOORE

Born April 6, 2000  
Hometown Macon, Ga.  
High School Westside  
Major Communications

## » 2019-20 GAME-BY-GAME

| OPPONENT            | FG  | PCT. | 3FG | PCT.  | FT  | PCT. | OR-DR-TOT | PF | A | TO | BLK | STL | PTS | MIN |
|---------------------|-----|------|-----|-------|-----|------|-----------|----|---|----|-----|-----|-----|-----|
| Virginia Tech       | 0-1 | .000 | 0-0 | .000  | 0-0 | .000 | 0-0-0     | 0  | 1 | 0  | 1   | 0   | 0   | 10  |
| Presbyterian        | 1-5 | .200 | 0-1 | .000  | 0-0 | .000 | 3-3-6     | 3  | 1 | 0  | 1   | 2   | 2   | 19  |
| Colgate             | 1-2 | .500 | 0-0 | .00   | 0-0 | .000 | 1-0-1     | 1  | 0 | 2  | 0   | 1   | 2   | 7   |
| Detroit Mercy       | 3-4 | .750 | 0-0 | .000  | 1-2 | .500 | 3-4-7     | 2  | 1 | 1  | 0   | 1   | 7   | 13  |
| Alabama A&M         | 1-6 | .167 | 1-2 | .500  | 0-0 | .000 | 1-5-6     | 2  | 3 | 2  | 0   | 1   | 3   | 19  |
| * vs. TCU           | 0-1 | .000 | 0-0 | .000  | 0-0 | .000 | 0-1-1     | 1  | 0 | 1  | 0   | 0   | 0   | 14  |
| * vs. [21] Colorado | 1-2 | .500 | 1-1 | 1.000 | 0-0 | .000 | 0-1-1     | 3  | 1 | 2  | 0   | 2   | 3   | 15  |
| * at Minnesota      | 5-9 | .556 | 0-0 | .000  | 0-0 | .000 | 2-4-6     | 1  | 1 | 0  | 0   | 0   | 10  | 24  |
| * at Florida State  | 1-5 | .200 | 0-2 | .000  | 0-0 | .000 | 0-1-1     | 1  | 1 | 1  | 0   | 1   | 2   | 20  |
| South Carolina      | 0-1 | .000 | 0-0 | .000  | 0-0 | .000 | 0-0-0     | 1  | 0 | 0  | 0   | 0   | 0   | 4   |
| Jacksonville        | 2-3 | .667 | 0-1 | .000  | 0-0 | .000 | 3-2-5     | 1  | 1 | 2  | 0   | 0   | 4   | 15  |
| Yale                | 2-3 | .667 | 1-1 | 1.000 | 3-4 | .750 | 1-1-2     | 0  | 0 | 0  | 0   | 0   | 8   | 10  |
| Miami               |     | dnp  |     |       |     |      |           |    |   |    |     |     |     |     |
| NC State            |     | dnp  |     |       |     |      |           |    |   |    |     |     |     |     |
| at North Carolina   | 0-0 | .000 | 0-0 | .000  | 0-0 | .000 | 0-1-1     | 1  | 0 | 1  | 0   | 0   | 0   | 2   |
| [3] Duke            | 0-0 | .000 | 0-0 | .000  | 0-0 | .000 | 1-1-2     | 0  | 1 | 0  | 0   | 0   | 0   | 6   |
| at NC State         | 0-0 | .000 | 0-0 | .000  | 0-1 | .000 | 0-1-1     | 1  | 0 | 0  | 0   | 2   | 0   | 8   |
| Wake Forest         |     |      |     |       |     |      |           |    |   |    |     |     |     |     |
| at Louisville       |     |      |     |       |     |      |           |    |   |    |     |     |     |     |
| Syracuse            |     |      |     |       |     |      |           |    |   |    |     |     |     |     |
| at Wake Forest      |     |      |     |       |     |      |           |    |   |    |     |     |     |     |
| at Virginia         |     |      |     |       |     |      |           |    |   |    |     |     |     |     |
| Notre Dame          |     |      |     |       |     |      |           |    |   |    |     |     |     |     |
| at Pittsburgh       |     |      |     |       |     |      |           |    |   |    |     |     |     |     |
| Louisville          |     |      |     |       |     |      |           |    |   |    |     |     |     |     |
| at Boston College   |     |      |     |       |     |      |           |    |   |    |     |     |     |     |
| at Georgia Tech     |     |      |     |       |     |      |           |    |   |    |     |     |     |     |
| Florida State       |     |      |     |       |     |      |           |    |   |    |     |     |     |     |
| at Virginia Tech    |     |      |     |       |     |      |           |    |   |    |     |     |     |     |
| Georgia Tech        |     |      |     |       |     |      |           |    |   |    |     |     |     |     |

\* - Game Started; [] AP Ranking

## » NOTES

### PREP CAREER


- Played on the AAU circuit for Atlanta Xpress
- Highly regarded as a four-star recruit
- Was rated No. 44 in the nation by Rivals.com in the Class of 2018
- ESPN.com graded Moore as a four-star prospect (No. 43 nationally in ESPN's Top 100)
- During his prep career at Westside High School, amassed 2,000 points and averaged 22.5 points, 9.0 rebounds, 4.6 assists, 2.2 steals and 1.8 blocks per game as a senior.

## » CAREER STATS

|         | Field Goals |    |      |    |     |      | 3-PT |     |      | Rebounds |     |      |    |    |     |      |    |    |    |    |     |     |      |      |
|---------|-------------|----|------|----|-----|------|------|-----|------|----------|-----|------|----|----|-----|------|----|----|----|----|-----|-----|------|------|
| Year    | GS          | GP | Min. | FG | FGA | Pct. | FG   | FGA | Pct. | FT       | FTA | Pct. | OR | DR | TOT | Avg. | PF | DQ | A  | TO | Blk | Stl | Pts. | Avg. |
| 2018-19 | 1           | 0  | 2    | 0  | 0   | .000 | 0    | 0   | .000 | 0        | 0   | .000 | 0  | 0  | 0   | 0.0  | 0  | 0  | 0  | 0  | 0   | 0   | 0    | 0.0  |
| 2019-20 | 15          | 4  | 187  | 17 | 42  | .405 | 3    | 8   | .375 | 4        | 7   | .571 | 15 | 25 | 40  | 2.7  | 18 | 0  | 11 | 12 | 2   | 10  | 41   | 2.7  |
| TOTAL   | 16          | 4  | 189  | 17 | 42  | .405 | 3    | 8   | .375 | 4        | 7   | .571 | 15 | 25 | 40  | 2.7  | 18 | 0  | 11 | 12 | 2   | 10  | 41   | 2.7  |

# 25 AAMIR SIMMS

Jr. | Forward | 6-8.5 | 248  
Palmyra, Va. | Blue Ridge School



## » CAREER HIGHS

|          |    |                            |          |
|----------|----|----------------------------|----------|
| Points   | 25 | vs. Duke                   | 1/14/20  |
| Rebounds | 15 | vs. Virginia Tech          | 11/5/19  |
| Assists  | 7  | vs. TCU                    | 11/24/19 |
| Blocks   | 4  | 2x, last at North Carolina | 1/11/20  |
| Steals   | 5  | vs. Syracuse               | 3/9/19   |
| FG Made  | 10 | vs. Duke                   | 1/14/20  |
| 3FG Made | 4  | vs. Mississippi State      | 12/8/18  |
| FT Made  | 8  | 2x, last vs. NC State      | 1/4/20   |
| Minutes  | 42 | at North Carolina          | 1/11/20  |

## » ABOUT AAMIR SIMMS

|  |
|--|
| <b>Born</b> August 2, 1999                       |
| <b>Hometown</b> Palmyra, Va.                     |
| <b>High School</b> Blue Ridge School             |
| <b>Major Sports Communications</b>               |
| <b>Fun Fact</b> Can communicate in sign language |

## » 2019-20 GAME-BY-GAME

| OPPONENT            | FG    | PCT. | 3FG | PCT.  | FT   | PCT.  | OR-DR-TOT | PF | A | TO | BLK | STL | PTS | MIN |
|---------------------|-------|------|-----|-------|------|-------|-----------|----|---|----|-----|-----|-----|-----|
| * Virginia Tech     | 4-11  | .364 | 1-4 | .250  | 3-4  | .750  | 4-11-15   | 2  | 0 | 1  | 0   | 1   | 12  | 34  |
| * Presbyterian      | 0-4   | .000 | 0-1 | .000  | 0-0  | .000  | 0-8-8     | 1  | 0 | 2  | 1   | 0   | 0   | 16  |
| * Colgate           | 5-11  | .455 | 0-1 | .000  | 2-4  | .500  | 4-4-8     | 3  | 0 | 1  | 1   | 1   | 12  | 38  |
| * Detroit Mercy     | 7-10  | .700 | 0-2 | .000  | 5-6  | .833  | 3-5-8     | 2  | 4 | 3  | 0   | 3   | 19  | 33  |
| * Alabama A&M       | 2-7   | .286 | 0-1 | .000  | 0-0  | .000  | 0-4-4     | 1  | 4 | 0  | 0   | 1   | 4   | 18  |
| * vs. TCU           | 3-15  | .200 | 1-7 | .143  | 6-8  | .750  | 3-9-12    | 2  | 7 | 1  | 1   | 2   | 13  | 37  |
| * vs. [21] Colorado | 7-14  | .500 | 2-5 | .400  | 7-9  | .778  | 3-4-7     | 3  | 4 | 0  | 2   | 1   | 23  | 36  |
| * at Minnesota      | 4-10  | .400 | 0-1 | .000  | 3-4  | .750  | 0-6-6     | 2  | 1 | 1  | 0   | 0   | 11  | 26  |
| * at Florida State  | 3-7   | .329 | 2-3 | .667  | 0-0  | .000  | 2-2-4     | 4  | 1 | 2  | 0   | 1   | 8   | 27  |
| * South Carolina    | 5-7   | .714 | 3-3 | 1.000 | 8-11 | .727  | 4-4-8     | 5  | 1 | 4  | 0   | 1   | 21  | 25  |
| * Jacksonville      | 7-8   | .875 | 3-3 | 1.000 | 1-1  | 1.000 | 3-2-5     | 3  | 0 | 0  | 1   | 1   | 18  | 26  |
| * Yale              | 4-14  | .286 | 1-5 | .200  | 1-2  | .500  | 2-5-7     | 2  | 0 | 2  | 0   | 2   | 10  | 35  |
| * Miami             | 8-14  | .571 | 1-2 | .500  | 4-5  | .800  | 4-4-8     | 0  | 4 | 1  | 2   | 2   | 21  | 41  |
| * NC State          | 4-7   | .571 | 1-3 | .333  | 8-9  | .889  | 2-2-4     | 2  | 5 | 3  | 0   | 0   | 17  | 31  |
| * at North Carolina | 7-13  | .538 | 3-6 | .500  | 3-4  | .750  | 2-6-8     | 2  | 6 | 3  | 4   | 3   | 20  | 42  |
| * [3] Duke          | 10-15 | .667 | 2-3 | .667  | 3-6  | .500  | 1-8-9     | 2  | 5 | 3  | 0   | 0   | 25  | 36  |
| * at NC State       | 7-15  | .467 | 2-5 | .400  | 2-3  | .667  | 2-9-11    | 4  | 1 | 0  | 0   | 1   | 18  | 33  |
| Wake Forest         |       |      |     |       |      |       |           |    |   |    |     |     |     |     |
| at Louisville       |       |      |     |       |      |       |           |    |   |    |     |     |     |     |
| Syracuse            |       |      |     |       |      |       |           |    |   |    |     |     |     |     |
| at Wake Forest      |       |      |     |       |      |       |           |    |   |    |     |     |     |     |
| at Virginia         |       |      |     |       |      |       |           |    |   |    |     |     |     |     |
| Notre Dame          |       |      |     |       |      |       |           |    |   |    |     |     |     |     |
| at Pittsburgh       |       |      |     |       |      |       |           |    |   |    |     |     |     |     |
| Louisville          |       |      |     |       |      |       |           |    |   |    |     |     |     |     |
| at Boston College   |       |      |     |       |      |       |           |    |   |    |     |     |     |     |
| at Georgia Tech     |       |      |     |       |      |       |           |    |   |    |     |     |     |     |
| Florida State       |       |      |     |       |      |       |           |    |   |    |     |     |     |     |
| at Virginia Tech    |       |      |     |       |      |       |           |    |   |    |     |     |     |     |
| Georgia Tech        |       |      |     |       |      |       |           |    |   |    |     |     |     |     |

\* - Game Started; [] AP Ranking

## » NOTES

### ALL-ACC NOMINEE

- Aamir Simms is putting together an All-ACC type of season this year and is garnering recognition from around the league.
- On Jan. 13, Simms was named ACC Player of the Week for the first time in his career and followed that up with a career-high 25 points against No. 3/3 Duke.
- Has improved his points per game by 6.7 points per contest and also upped his rebounding by 3.2 rebounds per game.
- He is shooting better from the floor this year (+3.7 percent) and much better from 3 (+6.9 percent).
- As it stands, Simms is 12th in scoring, ninth in rebounding, fifth in field goal percentage, 14th in offensive rebounding and ninth in defensive rebounding.

### AAMIR SIMMS IN THE SPOTLIGHT

- Clemson's leader on and off the floor, Aamir Simms, earned himself ACC Player of the Week (Jan. 13) for his performance at North Carolina.
- Simms led Clemson in five statistical categories, a "Quintuple Leadership."
- He posted 20 points, eight rebounds, six assists, four blocks and three steals.
- Simms followed up that performance and weekly accolade with a 25-point, nine-rebound and five-assist game against No. 3/3 Duke in a 79-72 victory.
- It marked the first time in Simms' career that he has posted back-to-back 20 point games and the 25-point outing proved to be a career-best for the junior.
- Simms has now notched five 20-point games in his career, including four this season.

## » CAREER STATS

|         | 2017-2020 Season Statistics |    |      |             |     |      |      |     |      |             |     |      |          |     |     |        |     |    |         |    |     |       |      |      |  |
|---------|-----------------------------|----|------|-------------|-----|------|------|-----|------|-------------|-----|------|----------|-----|-----|--------|-----|----|---------|----|-----|-------|------|------|--|
|         | Basic Stats                 |    |      | Field Goals |     |      | 3-PT |     |      | Free Throws |     |      | Rebounds |     |     | Points |     |    | Defense |    |     | Other |      |      |  |
| Year    | GS                          | GP | Min. | FG          | FGA | Pct. | FG   | FGA | Pct. | FT          | FTA | Pct. | OR       | DR  | TOT | Avg.   | PF  | DQ | A       | TO | Blk | Stl   | Pts. | Avg. |  |
| 2017-18 | 34                          | 12 | 524  | 53          | 112 | .473 | 14   | 43  | .326 | 15          | 26  | .577 | 26       | 82  | 108 | 3.2    | 45  | 0  | 21      | 20 | 29  | 8     | 135  | 4.0  |  |
| 2018-19 | 34                          | 34 | 906  | 105         | 238 | .441 | 40   | 121 | .331 | 24          | 32  | .750 | 50       | 107 | 157 | 4.6    | 82  | 2  | 34      | 45 | 25  | 21    | 274  | 8.1  |  |
| 2019-20 | 17                          | 17 | 535  | 87          | 182 | .478 | 22   | 55  | .400 | 56          | 76  | .737 | 39       | 93  | 132 | 7.8    | 40  | 1  | 43      | 27 | 12  | 20    | 252  | 14.8 |  |
| TOTAL   | 85                          | 63 | 1966 | 245         | 532 | .461 | 76   | 219 | .347 | 95          | 134 | .709 | 115      | 282 | 397 | 4.7    | 167 | 3  | 98      | 92 | 66  | 49    | 661  | 7.8  |  |

## » SIMMS NOTES

### AAMIR SIMMS THIS SEASON

- Aamir Simms has made a tremendous impact on the floor this season for the Tigers.
- Simms posted one of the best performances of his career against North Carolina (Jan. 11).
- He posted a “Quintuple Leadership” - leading the Tigers with 20 points, eight rebounds, six assists, four blocks and three assists.
- Simms notched his fourth career 20-point game against Miami (Dec. 31) with 21 points, while also tallying eight rebounds.
- Simms scored 18 points in a 29-point thrashing of Jacksonville on Dec. 20.
- He finished 7-for-8 from the floor, including a perfect 3-for-3 from downtown and 1-for-1 from the foul line.
- Simms has made a Clemson season-best seven-straight 3-pointers from Dec. 8 at Florida State through the Tigers' contest against Jacksonville on Dec. 20.
- Simms posted his third career 20-point game against South Carolina (Dec. 15) on 5-for-7 shooting and a perfect 3-for-3 from behind the arc.
- Simms also finished 8-for-11 (career-highs in makes and attempts from the charity stripe).
- Simms posted a season-high with 19 points in a 22-point win against Detroit Mercy (Nov. 17).
- In the Tigers' first game of the MGM Resorts Main Event against TCU, Simms posted 13 points, 12 rebounds and seven assists to notch his second career double-double and nearly manage his first career triple double.
- Simms followed up his performance against TCU, tying his career-best with 23 points against Colorado.
- Simms also notched a career-high seven made free throws, while finishing 7-for-14 in the contest.
- One of Clemson's most versatile players captured his first career double-double in the season opener against Virginia Tech.
- Simms posted 12 points and 15 rebounds in a stellar performance to open the season.
- The 15 rebounds for Simms was a new career-best, outdoing his 10-rebound game last season at Duke (Jan. 5, 2019).
- Simms posted yet another double-digit scoring game with 12 points against Colgate (Nov. 10). He narrowly missed a double-double with eight rebounds, however, of the eight boards, four were on the offensive glass - tying a career high.
- Simms is now averaging 14.6 points and 7.6 rebounds per game.
- The last Tiger to average double-digits on the boards was Sharone Wright (1993-94 - 10.6 rebounds per game).
- Wright was a 1994 NBA First Round Draft Pick. The highest in Clemson history at sixth overall - selected by the Philadelphia 76ers.
- Wright is also the last player for Clemson to accomplish a triple double (12 points, 14 rebounds and 10 blocks in an 82-72 win against Maryland on Jan. 26, 1993).

### ACCOLADES

- Aamir Simms earned ACC Player of the Week honors following his performance at North Carolina (Jan. 11) and was named on Monday, Jan. 13.
- It's the Tigers' first ACC Player of the Week honor since Gabe DeVoe during the 2017-18 season. Marcquise Reed also won the award that season.

### CLEMSON'S ACC PLAYERS OF THE WEEK

| Year | Player                     |
|------|----------------------------|
| 2020 | Aamir Simms (Co-Player), F |
| 2018 | Gabe DeVoe                 |
|      | Marcquise Reed             |
| 2016 | Jaron Blossomgame, F       |
| 2015 | Jordan Roper, G            |
| 2011 | Jerai Grant, F/C           |

|      |                               |
|------|-------------------------------|
| 2010 | Trevor Booker (Co-Player), F  |
| 2009 | K.C. Rivers, G/F (2)          |
|      | Trevor Booker                 |
| 2008 | K.C. Rivers (Co-Player), G/F  |
|      | Trevor Booker                 |
| 2006 | Akin Akingbala (Co-Player), C |
| 2003 | Edward Scott, G (2)           |
| 2002 | Edward Scott, G               |
| 2000 | Will Solomon, G (3)           |
| 1999 | Terrell McIntyre, G (2)       |
| 1998 | Greg Buckner, G               |
| 1997 | Greg Buckner (Co-Player), F   |
| 1994 | Andre Bovain, G               |
| 1993 | Chris Whitney, G              |
|      | Sharone Wright, C             |
| 1990 | Dale Davis, F                 |
|      | Elden Campbell, C             |
| 1989 | Dale Davis, F (2)             |
| 1988 | Elden Campbell                |
| 1987 | Horace Grant, C (2)           |
| 1985 | Vincent Hamilton, G           |
| 1983 | Marc Campbell, G              |
| 1981 | Chris Dodds, G                |
| 1980 | Billy Williams, G             |
| 1979 | Larry Nance, F                |
| 1978 | Colon Abraham, F              |
| 1977 | Derrick Johnson, G            |
|      | Stan Rome, F                  |
|      | Tree Rollins, C               |
| 1975 | Tree Rollins, C               |
| 1972 | David Angel, C                |
| 1971 | Dickie Foster, F              |
| 1970 | Butch Zatezalo, G             |



| » CAREER HIGHS |   |                       |          |
|----------------|---|-----------------------|----------|
| Points         | 5 | vs. Alabama A&M       | 11/21/19 |
| Rebounds       | 1 | 2x, last at Minnesota | 12/2/19  |
| Assists        | — | —                     | —        |
| Steals         | — | —                     | —        |
| FG Made        | 2 | vs. Alabama A&M       | 11/21/19 |
| 3FG Made       | 1 | vs. Alabama A&M       | 11/21/19 |
| FT Made        | — | —                     | —        |
| Minutes        | 8 | vs. Alabama A&M       | 11/21/19 |

| » ABOUT WELLS HOAG |                                       |
|--------------------|---------------------------------------|
| Born               | February 15, 2000                     |
| Hometown           | Greenville, S.C.                      |
| High School        | Greenville                            |
| Major              | Parks, Recreation, Tourism Management |

| » 2019-20 GAME-BY-GAME |     |      |     |      |     |      |           |    |   |    |     |     |     |     |
|------------------------|-----|------|-----|------|-----|------|-----------|----|---|----|-----|-----|-----|-----|
| OPPONENT               | FG  | PCT. | 3FG | PCT. | FT  | PCT. | OR-DR-TOT | PF | A | TO | BLK | STL | PTS | MIN |
| Virginia Tech          |     | dnp  |     |      |     |      |           |    |   |    |     |     |     |     |
| Presbyterian           |     | dnp  |     |      |     |      |           |    |   |    |     |     |     |     |
| Colgate                |     | dnp  |     |      |     |      |           |    |   |    |     |     |     |     |
| Detroit Mercy          |     | dnp  |     |      |     |      |           |    |   |    |     |     |     |     |
| Alabama A&M            | 2-3 | .667 | 1-2 | .500 | 0-0 | .000 | 1-0-1     | 0  | 0 | 0  | 0   | 0   | 5   | 8   |
| vs. TCU                |     | dnp  |     |      |     |      |           |    |   |    |     |     |     |     |
| vs. [21] Colorado      |     | dnp  |     |      |     |      |           |    |   |    |     |     |     |     |
| at Minnesota           | 0-1 | .000 | 0-0 | .000 | 0-0 | .000 | 1-0-1     | 0  | 0 | 0  | 0   | 0   | 0   | 2   |
| at Florida State       | 0-1 | .000 | 0-1 | .000 | 0-0 | .000 | 0-0-0     | 0  | 0 | 0  | 0   | 0   | 0   | 1   |
| South Carolina         |     | dnp  |     |      |     |      |           |    |   |    |     |     |     |     |
| Jacksonville           | 0-0 | .000 | 0-0 | .000 | 0-0 | .000 | 0-0-0     | 0  | 0 | 0  | 0   | 0   | 0   | 2   |
| Yale                   |     | dnp  |     |      |     |      |           |    |   |    |     |     |     |     |
| Miami                  |     | dnp  |     |      |     |      |           |    |   |    |     |     |     |     |
| NC State               |     | dnp  |     |      |     |      |           |    |   |    |     |     |     |     |
| at North Carolina      |     | dnp  |     |      |     |      |           |    |   |    |     |     |     |     |
| [3] Duke               |     | dnp  |     |      |     |      |           |    |   |    |     |     |     |     |
| at NC State            |     | dnp  |     |      |     |      |           |    |   |    |     |     |     |     |
| Wake Forest            |     |      |     |      |     |      |           |    |   |    |     |     |     |     |
| at Louisville          |     |      |     |      |     |      |           |    |   |    |     |     |     |     |
| Syracuse               |     |      |     |      |     |      |           |    |   |    |     |     |     |     |
| at Wake Forest         |     |      |     |      |     |      |           |    |   |    |     |     |     |     |
| at Virginia            |     |      |     |      |     |      |           |    |   |    |     |     |     |     |
| Notre Dame             |     |      |     |      |     |      |           |    |   |    |     |     |     |     |
| at Pittsburgh          |     |      |     |      |     |      |           |    |   |    |     |     |     |     |
| Louisville             |     |      |     |      |     |      |           |    |   |    |     |     |     |     |
| at Boston College      |     |      |     |      |     |      |           |    |   |    |     |     |     |     |
| at Georgia Tech        |     |      |     |      |     |      |           |    |   |    |     |     |     |     |
| Florida State          |     |      |     |      |     |      |           |    |   |    |     |     |     |     |
| at Virginia Tech       |     |      |     |      |     |      |           |    |   |    |     |     |     |     |
| Georgia Tech           |     |      |     |      |     |      |           |    |   |    |     |     |     |     |

\* - Game Started; [] AP Ranking

» NOTES

**FROM MANAGER TO PLAYER**

- Clemson basketball student manager Wells Hoag was elevated to the active roster on Wednesday, Nov. 20.
- Hoag made his collegiate debut against Alabama A&M on Nov. 21 and played 7.5 minutes on the floor for the Tigers.
- The nearby Greenville, S.C. native scored five points, including connecting on the first two baskets of his career.
- Hoag made a driving layup and then poured in a 3-pointer from the far wing spot.
- While on the floor, Hoag managed to run the point and execute the Tiger offense.
- This isn't something unfamiliar to head coach Brad Brownell, who, in 2014, elevated a then-manager Riley McGillan (2014-17) to the active roster.
- McGillan played 20 games through his Tiger career, scoring 11 points.
- McGillan later served as a graduate assistant in Clemson's program and is now the director of operations at Longwood University for men's basketball.
- Prior to McGillan, the last managers to play in a game were Dennis Hopf (1988-89) and Edward Bynum (1984-85).
- The most points scored by a walk-on in a career is 33 by Jeff Holstein (1985-87) in 34 career games. He also recorded 32 rebounds.

| PROMOTED MANAGERS CAREER STATS |         |    |      |      |      |     |     |
|--------------------------------|---------|----|------|------|------|-----|-----|
| Name                           | Years   | GP | FG   | 3FG  | FT   | Reb | Pts |
| Wells Hoag                     | 2019-20 | 4  | 2-5  | 1-3  | 0-0  | 2   | 5   |
| Riley McGillan                 | 2014-17 | 20 | 4-14 | 2-12 | 1-2  | 2   | 11  |
| Dennis Hopf                    | 1988-89 | 1  | 0-1  | 0-0  | 0-0  | 0   | 0   |
| Edward Bynum                   | 1984-85 | 9  | 3-7  | 0-0  | 4-12 | 9   | 10  |

| » CAREER STATS |            |   |    |             |     |      |      |     |      |             |   |      |          |    |     |      |                              |   |   |   |   |   |   |     |
|----------------|------------|---|----|-------------|-----|------|------|-----|------|-------------|---|------|----------|----|-----|------|------------------------------|---|---|---|---|---|---|-----|
| Year           | GS GP Min. |   |    | Field Goals |     |      | 3-PT |     |      | FT FTA Pct. |   |      | Rebounds |    |     |      | PF DQ A TO Blk Stl Pts. Avg. |   |   |   |   |   |   |     |
|                |            |   |    | FG          | FGA | Pct. | FG   | FGA | Pct. |             |   |      | OR       | DR | TOT | Avg. |                              |   |   |   |   |   |   |     |
| 2019-20        | 4          | 0 | 12 | 2           | 5   | .400 | 1    | 3   | .333 | 0           | 0 | .000 | 2        | 0  | 2   | 0.5  | 0                            | 0 | 0 | 0 | 0 | 0 | 5 | 1.3 |
| TOTAL          | 4          | 0 | 12 | 2           | 5   | .400 | 1    | 3   | .333 | 0           | 0 | .000 | 2        | 0  | 2   | 0.5  | 0                            | 0 | 0 | 0 | 0 | 0 | 5 | 1.3 |

# 32 PAUL GRINDE

Gr. I Forward | 6-10 | 285  
Virginia Beach, Va. | Vassar



## » CAREER HIGHS

|          |    |                           |          |
|----------|----|---------------------------|----------|
| Points   | 29 | vs. Hobart                | 2/15/19  |
| Rebounds | 18 | 2x, last at Ithaca        | 2/17/18  |
| Assists  | 7  | vs. Hobart                | 2/15/19  |
| Steals   | 3  | 2x, last vs. New Rochelle | 11/16/18 |
| FG Made  | 10 | 4x, last vs. Hobart       | 2/15/19  |
| 3FG Made | 2  | 5x, last vs. Hobart       | 2/15/19  |
| FT Made  | 8  | 2x, last vs. New Rochelle | 11/16/18 |
| Minutes  | 39 | vs. Central (Iowa)        | 12/29/15 |

## » ABOUT PAUL GRINDE

**Born** January 10, 1997  
**Hometown** Virginia Beach, Va.  
**High School** Cape Henry Collegiate School  
**Major Athletic Leadership (Masters)**

## » 2019-20 GAME-BY-GAME

| OPPONENT          | FG  | PCT.  | 3FG | PCT. | FT  | PCT.  | OR-DR-TOT | PF | A | TO | BLK | STL | PTS | MIN |
|-------------------|-----|-------|-----|------|-----|-------|-----------|----|---|----|-----|-----|-----|-----|
| Virginia Tech     | dnp |       |     |      |     |       |           |    |   |    |     |     |     |     |
| Presbyterian      | 0-2 | .000  | 0-0 | .000 | 2-2 | 1.000 | 0-0-0     | 1  | 0 | 1  | 0   | 0   | 0   | 4   |
| Colgate           | dnp |       |     |      |     |       |           |    |   |    |     |     |     |     |
| Detroit Mercy     | dnp |       |     |      |     |       |           |    |   |    |     |     |     |     |
| Alabama A&M       | 2-3 | .667  | 0-0 | .000 | 2-2 | 1.000 | 1-0-1     | 1  | 0 | 0  | 0   | 0   | 6   | 6   |
| vs. TCU           | dnp |       |     |      |     |       |           |    |   |    |     |     |     |     |
| vs. [21] Colorado | dnp |       |     |      |     |       |           |    |   |    |     |     |     |     |
| at Minnesota      | 1-1 | 1.000 | 0-0 | .000 | 0-0 | .000  | 0-0-0     | 0  | 0 | 0  | 0   | 0   | 2   | 3   |
| at Florida State  | 0-0 | .000  | 0-0 | .000 | 0-0 | .000  | 0-0-0     | 0  | 0 | 0  | 0   | 0   | 0   | 2   |
| South Carolina    | dnp |       |     |      |     |       |           |    |   |    |     |     |     |     |
| Jacksonville      | 1-1 | 1.000 | 0-0 | .000 | 0-0 | .000  | 0-0-0     | 0  | 0 | 0  | 0   | 0   | 2   | 2   |
| Yale              | dnp |       |     |      |     |       |           |    |   |    |     |     |     |     |
| Miami             | dnp |       |     |      |     |       |           |    |   |    |     |     |     |     |
| NC State          | dnp |       |     |      |     |       |           |    |   |    |     |     |     |     |
| at North Carolina | dnp |       |     |      |     |       |           |    |   |    |     |     |     |     |
| [3] Duke          | dnp |       |     |      |     |       |           |    |   |    |     |     |     |     |
| at NC State       | dnp |       |     |      |     |       |           |    |   |    |     |     |     |     |
| Wake Forest       |     |       |     |      |     |       |           |    |   |    |     |     |     |     |
| at Louisville     |     |       |     |      |     |       |           |    |   |    |     |     |     |     |
| Syracuse          |     |       |     |      |     |       |           |    |   |    |     |     |     |     |
| at Wake Forest    |     |       |     |      |     |       |           |    |   |    |     |     |     |     |
| at Virginia       |     |       |     |      |     |       |           |    |   |    |     |     |     |     |
| Notre Dame        |     |       |     |      |     |       |           |    |   |    |     |     |     |     |
| at Pittsburgh     |     |       |     |      |     |       |           |    |   |    |     |     |     |     |
| Louisville        |     |       |     |      |     |       |           |    |   |    |     |     |     |     |
| at Boston College |     |       |     |      |     |       |           |    |   |    |     |     |     |     |
| at Georgia Tech   |     |       |     |      |     |       |           |    |   |    |     |     |     |     |
| Florida State     |     |       |     |      |     |       |           |    |   |    |     |     |     |     |
| at Virginia Tech  |     |       |     |      |     |       |           |    |   |    |     |     |     |     |
| Georgia Tech      |     |       |     |      |     |       |           |    |   |    |     |     |     |     |

\* - Game Started; [] AP Ranking

## » NOTES

### GRINDE JOINS TEAM AS GRAD TRANSFER

- Paul Grinde joined the Tigers this summer as a graduate transfer walk-on.

## » CAREER STATS

| Year         | GS GP Min. |           |             | Field Goals |            |             | 3-PT      |           |             | FT FTA Pct. |            |             | Rebounds   |            |            |            | PF DQ A TO Blk Stl Pts. Avg. |          |            |            |           |           |             |             |
|--------------|------------|-----------|-------------|-------------|------------|-------------|-----------|-----------|-------------|-------------|------------|-------------|------------|------------|------------|------------|------------------------------|----------|------------|------------|-----------|-----------|-------------|-------------|
|              |            |           |             | FG          | FGA        | Pct.        | FG        | FGA       | Pct.        |             |            |             | OR         | DR         | TOT        | Avg.       |                              |          |            |            |           |           |             |             |
| 2015-16      | 25         | 25        | 635         | 113         | 213        | .531        | 4         | 9         | .444        | 79          | 117        | .675        | 48         | 136        | 184        | 7.4        | 84                           | 2        | 29         | 77         | 23        | 6         | 309         | 12.4        |
| 2017-18      | 26         | 25        | 713         | 146         | 261        | .559        | 2         | 12        | .167        | 78          | 130        | .600        | 45         | 167        | 212        | 8.2        | 90                           | 3        | 42         | 66         | 16        | 6         | 372         | 14.3        |
| 2018-19      | 25         | 25        | 605         | 134         | 245        | .547        | 16        | 33        | .485        | 69          | 105        | .657        | 57         | 116        | 173        | 6.9        | 72                           | 0        | 46         | 67         | 18        | 15        | 353         | 14.1        |
| 2019-20      | 5          | 0         | 16          | 4           | 7          | .571        | 0         | 0         | .000        | 2           | 2          | 1.000       | 1          | 0          | 1          | 0.2        | 2                            | 0        | 0          | 1          | 0         | 0         | 10          | 2.0         |
| <b>TOTAL</b> | <b>81</b>  | <b>75</b> | <b>1969</b> | <b>397</b>  | <b>726</b> | <b>.547</b> | <b>22</b> | <b>54</b> | <b>.407</b> | <b>228</b>  | <b>354</b> | <b>.644</b> | <b>151</b> | <b>419</b> | <b>570</b> | <b>7.0</b> | <b>248</b>                   | <b>5</b> | <b>117</b> | <b>211</b> | <b>57</b> | <b>27</b> | <b>1044</b> | <b>12.9</b> |

# 55 TREY JEMISON



So. | Center | 7-0 | 254  
Birmingham, Ala. | Hoover

## » CAREER HIGHS

|          |    |                           |          |
|----------|----|---------------------------|----------|
| Points   | 10 | vs. Alabama A&M           | 11/21/19 |
| Rebounds | 5  | vs. Alabama A&M           | 11/21/19 |
| Assists  | 1  | 2x, last vs. Presbyterian | 11/7/19  |
| Blocks   | 4  | vs. Alabama A&M           | 11/21/19 |
| Steals   | 2  | vs. Alabama A&M           | 11/21/19 |
| FG Made  | 5  | vs. Alabama A&M           | 11/21/19 |
| 3FG Made |    |                           |          |
| FT Made  | 2  | vs. Mississippi State     | 12/8/18  |
| Minutes  | 16 | vs. Alabama A&M           | 11/21/19 |

## » ABOUT TREY JEMISON

**Born** November 28, 1999  
**Hometown** Birmingham, Ala.  
**High School** Hoover  
**Major** Construction Science Management

## » 2019-20 GAME-BY-GAME

| OPPONENT            | FG  | PCT.  | 3FG | PCT. | FT  | PCT.  | OR-DR-TOT | PF | A | TO | BLK | STL | PTS | MIN |
|---------------------|-----|-------|-----|------|-----|-------|-----------|----|---|----|-----|-----|-----|-----|
| Virginia Tech       | 0-1 | .000  | 0-0 | .000 | 0-0 | .000  | 1-1-2     | 0  | 0 | 1  | 0   | 1   | 0   | 6   |
| Presbyterian        | 2-4 | .500  | 0-0 | .000 | 0-0 | .000  | 2-2-4     | 5  | 1 | 2  | 0   | 0   | 4   | 13  |
| Colgate             | 0-0 | .000  | 0-0 | .000 | 0-0 | .000  | 0-0-0     | 1  | 0 | 1  | 0   | 0   | 0   | 2   |
| Detroit Mercy       | 1-1 | 1.000 | 0-0 | .000 | 0-1 | .000  | 1-2-3     | 3  | 0 | 0  | 0   | 0   | 2   | 5   |
| Alabama A&M         | 5-6 | .833  | 0-0 | .000 | 0-0 | .000  | 2-3-5     | 1  | 0 | 2  | 4   | 2   | 10  | 16  |
| * vs. TCU           | 0-0 | .000  | 0-0 | .000 | 1-2 | .500  | 0-0-0     | 1  | 0 | 1  | 0   | 0   | 1   | 8   |
| * vs. [21] Colorado | 0-0 | .000  | 0-0 | .000 | 0-0 | .000  | 0-0-0     | 4  | 0 | 3  | 0   | 0   | 0   | 4   |
| * at Minnesota      | 1-2 | .500  | 0-0 | .000 | 0-0 | .000  | 0-0-0     | 1  | 0 | 0  | 1   | 0   | 2   | 11  |
| * at Florida State  | 0-1 | .000  | 0-0 | .000 | 0-0 | .000  | 0-0-0     | 3  | 0 | 1  | 0   | 0   | 0   | 11  |
| South Carolina      | 0-1 | .000  | 0-0 | .000 | 1-1 | 1.000 | 3-0-3     | 3  | 0 | 0  | 1   | 0   | 1   | 14  |
| Jacksonville        | 2-2 | 1.000 | 0-0 | .000 | 1-1 | 1.000 | 1-3-4     | 0  | 0 | 1  | 0   | 0   | 5   | 11  |
| Yale                | 0-1 | .000  | 0-0 | .000 | 0-0 | .000  | 1-0-1     | 3  | 0 | 0  | 0   | 0   | 0   | 5   |
| Miami               | 0-0 | .000  | 0-0 | .000 | 0-2 | .000  | 2-0-2     | 2  | 0 | 0  | 0   | 0   | 0   | 4   |
| NC State            | 2-2 | 1.000 | 0-0 | .000 | 0-0 | .000  | 0-2-2     | 1  | 0 | 0  | 0   | 0   | 4   | 9   |
| at North Carolina   | 0-0 | .000  | 0-0 | .000 | 0-0 | .000  | 0-1-1     | 1  | 0 | 0  | 0   | 0   | 0   | 3   |
| [3] Duke            | 0-1 | .000  | 0-0 | .000 | 0-0 | .000  | 0-1-1     | 3  | 0 | 0  | 0   | 0   | 0   | 4   |
| at NC State         | 1-1 | 1.000 | 0-0 | .000 | 1-3 | .333  | 0-0-0     | 2  | 0 | 1  | 0   | 0   | 3   | 7   |
| Wake Forest         |     |       |     |      |     |       |           |    |   |    |     |     |     |     |
| at Louisville       |     |       |     |      |     |       |           |    |   |    |     |     |     |     |
| Syracuse            |     |       |     |      |     |       |           |    |   |    |     |     |     |     |
| at Wake Forest      |     |       |     |      |     |       |           |    |   |    |     |     |     |     |
| at Virginia         |     |       |     |      |     |       |           |    |   |    |     |     |     |     |
| Notre Dame          |     |       |     |      |     |       |           |    |   |    |     |     |     |     |
| at Pittsburgh       |     |       |     |      |     |       |           |    |   |    |     |     |     |     |
| Louisville          |     |       |     |      |     |       |           |    |   |    |     |     |     |     |
| at Boston College   |     |       |     |      |     |       |           |    |   |    |     |     |     |     |
| at Georgia Tech     |     |       |     |      |     |       |           |    |   |    |     |     |     |     |
| Florida State       |     |       |     |      |     |       |           |    |   |    |     |     |     |     |
| at Virginia Tech    |     |       |     |      |     |       |           |    |   |    |     |     |     |     |
| Georgia Tech        |     |       |     |      |     |       |           |    |   |    |     |     |     |     |

\* - Game Started; [] AP Ranking

## » NOTES

### JEMISON'S IMPACT

- Trey Jemison has been the primary big that subs in for Amir Simms.
- Jemison enjoyed a career-night against Alabama A&M with 10 points on 5-for-7 shooting from the floor.
- He posted a career-best four blocked shots against the Bulldogs and played a career-high 16 minutes.

## » CAREER STATS

| Year         |           |          |            | Field Goals |           |             | 3-PT     |          |             |          |           |             | Rebounds  |           |           |            |           |          |          |           |           |          |           |            |
|--------------|-----------|----------|------------|-------------|-----------|-------------|----------|----------|-------------|----------|-----------|-------------|-----------|-----------|-----------|------------|-----------|----------|----------|-----------|-----------|----------|-----------|------------|
|              | GS        | GP       | Min.       | FG          | FGA       | Pct.        | FG       | FGA      | Pct.        | FT       | FTA       | Pct.        | OR        | DR        | TOT       | Avg.       | PF        | DQ       | A        | TO        | Blk       | Stl      | Pts.      | Avg.       |
| 2018-19      | 20        | 0        | 72         | 2           | 6         | .333        | 0        | 0        | .000        | 3        | 5         | .600        | 5         | 11        | 16        | 0.8        | 18        | 0        | 1        | 3         | 5         | 2        | 7         | 0.4        |
| 2019-20      | 17        | 0        | 133        | 14          | 23        | .609        | 0        | 0        | .000        | 4        | 10        | .400        | 13        | 15        | 28        | 1.6        | 34        | 1        | 1        | 13        | 6         | 3        | 32        | 1.9        |
| <b>TOTAL</b> | <b>37</b> | <b>0</b> | <b>204</b> | <b>16</b>   | <b>29</b> | <b>.552</b> | <b>0</b> | <b>0</b> | <b>.000</b> | <b>7</b> | <b>15</b> | <b>.467</b> | <b>18</b> | <b>26</b> | <b>44</b> | <b>1.2</b> | <b>52</b> | <b>1</b> | <b>2</b> | <b>16</b> | <b>11</b> | <b>5</b> | <b>39</b> | <b>1.1</b> |

# MISCELLANEOUS STATS

## MISCELLANEOUS STATS

**Dunks:** (16) Simms 5, Jemison 3, Newman III 3, Mack 2, Moore 2, Tyson 1

**Charges Taken:** (14) Simms 5, Tyson 4, Hunter 1, Jemison 1, Newman III 1, Scott 1, Trapp 1

**20-Point Games:** (8) Simms 5, Mack 2, Tyson 1

**Double-Doubles:** (4) Simms 3, Mack 1

**Double Figure Scoring:** (52) Simms 14, Mack 12, Dawes 6, Newman III 6, Scott 5, Tyson 4, Hunter 2, Jemison 1, Moore 1, Trapp 1

**Double Figure Rebounding:** (5) Simms 3, Mack 2

**Led Clemson in Scoring:** Simms 8, Mack 3, Tyson 3, Newman III 2, Dawes 1

**Led Clemson in Rebounding:** Simms 10, Mack 4, Tyson 1

**Led Clemson in Assists:** Dawes 6, Simms 3, Hunter 1, Scott 1

**Consecutive Field Goals Made:** 5 by Aamir Simms vs. Jacksonville (12/20/19)

**Consecutive Points Scored:** 11 by Tevin Mack at Florida State (12/8/19)

**Consecutive Free Throws Made:** 8 by John Newman III from 11/24/19 to 12/2/19; 8 by Aamir Simms vs. NC State, 1/4/19

**Consecutive Three-Pointers Made:** 7 by Aamir Simms from 12/8/19 to 12/20/19

**Largest Lead:** +39 vs. Presbyterian (5:19 left in 2H)

**Largest Deficit:** -22 at Minnesota (4:28 left in 2H), 12/2/19

**Largest Halftime Deficit:** 10 at North Carolina (1/11/20)

**Largest Deficit Overcome for Victory:** 15 vs. TCU, 11/24/19

**Most Consecutive Clemson Points:** 23 vs. Alabama A&M (11/21/19)

**Most Consecutive Opponent Points:** 10 by Florida State (12/8/19)

## CLEMSON'S RECORD...

|  |     |  |     |
|--|-----|--|-----|
| Overall.....                               | 9-8 | When leading with 1:00 left .....        | 7-0 |
| At home.....                               | 7-4 | When trailing with 1:00 left .....       | 2-7 |
| On the road.....                           | 1-3 | When shooting 50% or better .....        | 3-0 |
| At neutral sites.....                      | 1-1 | When opponent shoots less than 50% ..... | 8-7 |
| In overtime .....                          | 1-0 | When scoring 70 or more points.....      | 7-0 |
| Vs. ranked opponents.....                  | 1-2 | When winning the rebound margin .....    | 7-1 |
| In games decided by 3 points or less.....  | 2-0 | When winning the turnover margin .....   | 6-3 |
| In games decided by 5 points or less ..... | 0-2 | When winning points in the paint .....   | 6-3 |
| In games decided by 7 or more points ..... | 7-5 | When winning bench points.....           | 6-3 |
| When leading at halftime.....              | 7-3 | In November .....                        | 5-2 |
| When trailing at halftime .....            | 2-4 | In December .....                        | 1-5 |
| When tied at halftime .....                | 0-1 | In January .....                         | 3-1 |
| When leading with 5:00 left .....          | 7-2 | In February .....                        | 0-0 |
| When trailing with 5:00 left.....          | 2-6 | In March.....                            | 0-0 |



# SEASON SUPERLATIVES

| CATEGORY                    | CLEMSON TEAM HIGH |   | CLEMSON TEAM LOW |   |
|-----------------------------|-------------------|---|------------------|---|
| Total Points                | 87                | vs. <b>Detroit Mercy, 11/17/19; Alabama A&amp;M, 11/21/19</b> | 45               | vs. <b>Yale, 12/22/19</b>                                 |
| 1st Half Points             | 54                | vs. <b>Alabama A&amp;M, 11/21/19</b>                          | 19               | vs. <b>Yale, 12/22/19</b>                                 |
| 2nd Half Points             | 49                | vs. <b>Detroit Mercy, 11/17/19</b>                            | 20               | vs. Florida State, 12/8/19                                |
| 1st Half Field Goal %       | 61.8              | vs. <b>Alabama A&amp;M, 11/21/19</b>                          | 26.9             | vs. <b>South Carolina, 12/15/19</b>                       |
| 2nd Half Field Goal %       | 55.6              | vs. <b>Duke, 1/14/20</b>                                      | 23.3             | vs. <b>Virginia Tech, 11/5/19</b>                         |
| Scoring Margin              | +36               | vs. <b>Alabama A&amp;M, 11/21/19</b>                          | -19              | vs. Florida State, 12/8/19                                |
| Field Goals Made            | 34                | vs. <b>Alabama A&amp;M, 11/21/19</b>                          | 14               | vs. South Carolina, 12/15/19                              |
| Field Goal Attempts         | 67                | vs. <b>Presbyterian, 11/7/19; North Carolina, 1/11/20</b>     | 47               | vs. <b>Yale, 12/22/19</b>                                 |
| Field Goal %                | 56.6              | vs. <b>Duke, 1/14/20</b>                                      | 28.0             | vs. <b>South Carolina, 12/15/19</b>                       |
| 3-Pointers Made             | 14                | vs. <b>Presbyterian, 11/7/19</b>                              | 2                | vs. Minnesota, 12/2/19                                    |
| 3-Point Attempts            | 34                | vs. <b>Presbyterian, 11/7/19</b>                              | 11               | vs. Minnesota, 12/2/19                                    |
| 3-Point % (min. 10 att.)    | 42.1              | vs. <b>Duke, 1/14/20</b>                                      | 18.2             | vs. Minnesota, 12/2/19                                    |
| Free Throws Made            | 26                | vs. <b>NC State, 1/4/20</b>                                   | 3                | vs. <b>Presbyterian, 11/7/19</b>                          |
| Free Throw Attempts         | 31                | vs. <b>NC State, 1/4/20</b>                                   | 4                | vs. <b>Presbyterian, 11/7/19</b>                          |
| Free Throw % (min. 10 att.) | 86.4              | vs. Colorado, 11/26/19  | 39.1             | vs. NC State, 1/18/20                                     |
| Rebounds                    | 43                | vs. <b>Jacksonville, 12/20/19</b>                             | 25               | vs. Colorado, 11/26/19                                    |
| Offensive Rebounds          | 15                | vs. <b>Detroit Mercy, 11/17/19</b>                            | 4                | vs. TCU, 11/24/19   |
| Rebound Margin              | +11               | vs. <b>Jacksonville, 12/20/19</b>                             | -11              | vs. TCU, 11/24/19   |
| Assists                     | 20                | vs. <b>Detroit Mercy, 11/17/19</b>                            | 4                | vs. <b>Yale, 12/22/19</b>                                 |
| Turnovers                   | 22                | vs. <b>South Carolina, 12/15/19</b>                           | 8                | vs. <b>Virginia Tech, 11/5/19; Jacksonville, 12/20/19</b> |
| Blocked Shots               | 7                 | vs. <b>Alabama A&amp;M, 11/21/19</b>                          | 0                | vs. Florida State, 12/8/19                                |
| Steals                      | 13                | vs. <b>Colgate, 11/10/19</b>                                  | 1                | vs. Minnesota, 12/2/19                                    |
| Fouls                       | 21                | vs. <b>Detroit Mercy, 11/17/19; vs. Colorado, 11/26/19</b>    | 5                | vs. <b>Alabama A&amp;M, 11/21/19</b>                      |

| CATEGORY                    | OPPONENT TEAM HIGH |  | OPPONENT TEAM LOW |  |
|-----------------------------|--------------------|--|-------------------|--|
| Total Points                | 78                 | by Minnesota, 12/2/19                                | 39                | by <b>Jacksonville, 12/20/19</b>                             |
| 1st Half Points             | 39                 | by North Carolina, 1/11/20                           | 19                | by <b>Alabama A&amp;M, 11/21/19</b>                          |
| 2nd Half Points             | 45                 | by Florida State, 12/8/19                            | 11                | by <b>Jacksonville, 12/20/19</b>                             |
| 1st Half Field Goal %       | 52.0               | by Minnesota, 12/2/19                                | 26.7              | by <b>Detroit Mercy, 11/17/19</b>                            |
| 2nd Half Field Goal %       | 60.0               | by Florida State, 12/8/19                            | 17.9              | by <b>Jacksonville, 12/20/19</b>                             |
| Field Goals Made            | 28                 | by Minnesota, 12/2/19; North Carolina, 1/11/20       | 14                | by <b>Jacksonville, 12/20/19</b>                             |
| Field Goal Attempts         | 66                 | by North Carolina, 1/11/20                           | 47                | by <b>Yale, 12/22/19</b>                                     |
| Field Goal %                | 53.8               | by Minnesota, 12/2/19                                | 25.5              | by <b>Jacksonville, 12/20/19</b>                             |
| 3-Pointers Made             | 15                 | by Florida State, 12/8/19                            | 5                 | by <b>many (3), last by NC State, 1/4/20</b>                 |
| 3-Point Attempts            | 33                 | by <b>Colgate, 11/10/19</b>                          | 18                | by <b>Presbyterian, 11/7/19; South Carolina, 12/15/19</b>    |
| 3-Point % (min. 10 att.)    | 46.3               | by Florida State, 12/8/19                            | 22.6              | by <b>Jacksonville, 12/20/19</b>                             |
| Free Throws Made            | 24                 | by Colorado, 11/26/19                                | 3                 | by <b>Alabama A&amp;M, 11/21/19</b>                          |
| Free Throw Attempts         | 25                 | by Colorado, 11/26/19                                | 5                 | by <b>Colgate, 11/10/19</b>                                  |
| Free Throw % (min. 10 att.) | 96.0               | by Colorado, 11/26/19                                | 46.7              | by TCU, 11/24/19   |
| Rebounds                    | 44                 | by <b>Virginia Tech, 11/5/19</b>                     | 27                | by <b>Colgate, 11/10/19</b>                                  |
| Offensive Rebounds          | 16                 | by <b>Detroit Mercy, 11/17/19</b>                    | 4                 | by <b>Duke, 1/14/20</b>                                      |
| Assists                     | 18                 | by North Carolina, 1/11/20                           | 8                 | by <b>Detroit Mercy, 11/17/19; Alabama A&amp;M, 11/21/19</b> |
| Turnovers                   | 21                 | by <b>many (3), last by South Carolina, 12/15/19</b> | 8                 | by Minnesota, 12/2/19  |
| Blocked Shots               | 9                  | by Florida State, 12/8/19                            | 0                 | by <b>Alabama A&amp;M, 11/21/19; Jacksonville, 12/20/19</b>  |
| Steals                      | 13                 | by TCU, 11/24/19                                     | 2                 | by <b>Colgate, 11/10/19</b>                                  |
| Fouls                       | 24                 | by <b>South Carolina, 12/15/19</b>                   | 10                | by <b>Presbyterian, 11/7/19</b>                              |

| CATEGORY              | CLEMSON INDIVIDUAL BEST |    |  | OPPONENT INDIVIDUAL BEST |    |   |
|-----------------------|-------------------------|----|--|--------------------------|----|---|
| Points                | 25                      | by | Aamir Simms vs. Duke, 1/14/20                      | 30                       | by | Landers Nolley II (Virginia Tech), 11/5/19                        |
| Field Goals Made      | 10                      | by | Aamir Simms vs. Duke, 1/14/20                      | 12                       | by | Landers Nolley II (Virginia Tech), 11/5/19                        |
|                       |                         |    | Tevin Mack vs. Duke, 1/14/20                       |                          |    |   |
| Field Goal Attempts   | 17                      | by | Al-Amir Dawes vs. South Carolina, 12/15/19         | 23                       | by | Landers Nolley II (Virginia Tech), 11/5/19                        |
| Field Goal Perfection | 2                       | by | Alex Hemenway vs. Presbyterian, 11/7/19            | 1                        | by | many (3), last by Matthew Hurt (Duke), 1/14/20                    |
|                       |                         |    | Hunter Tyson vs. Colgate, 11/10/19                 |                          |    |   |
|                       |                         |    | Hunter Tyson vs. North Carolina, 1/11/20           |                          |    |   |
| 3-Pointers Made       | 5                       | by | Hunter Tyson vs. Detroit Mercy, 11/17/19           | 5                        | by | Edric Dennis (TCU), 11/24/19                                      |
|                       |                         |    | Tevin Mack vs. TCU, 11/24/19                       |                          |    | Brandon Robinson (North Carolina), 1/11/20                        |
| 3-Point Attempts      | 10                      | by | Hunter Tyson vs. Detroit Mercy, 11/17/19           | 12                       | by | Brandon Robinson (North Carolina), 1/11/20                        |
|                       |                         |    | Tevin Mack vs. TCU, 11/24/19                       |                          |    |   |
| 3-Point Perfection    | 3                       | by | Aamir Simms vs. Jacksonville, 12/20/19             | 1                        | by | many (4), last by Paul Atkinson (Yale), 12/22/19                  |
| Free Throws Made      | 9                       | by | Al-Amir Dawes vs. NC State, 1/4/20                 | 11                       | by | Antoine Davis (Detroit Mercy), 11/17/19                           |
| Free Throw Attempts   | 11                      | by | Aamir Simms vs. South Carolina, 12/15/19           | 12                       | by | Antoine Davis (Detroit Mercy), 11/17/19                           |
| Free Throw Perfection | 6                       | by | John Newman III vs. Colorado, 11/26/19             | 4                        | by | many (6), last by RaiQuan Gray (Florida State), 12/8/19           |
| Rebounds              | 15                      | by | Aamir Simms vs. Virginia Tech, 11/5/19             | 13                       | by | Justin Miller (Detroit Mercy), 11/17/19                           |
|                       |                         |    |  |                          |    | Jordan Bruner (Yale), 12/22/19                                    |
| Offensive Rebounds    | 4                       | by | Aamir Simms vs. many (4), last vs. Miami, 12/31/19 | 5                        | by | Justin Miller (Detroit Mercy), 11/17/19                           |
| Assists               | 7                       | by | Aamir Simms vs. TCU, 11/24/19                      | 9                        | by | Marcus Carr (Minnesota), 12/2/19                                  |
| Blocked Shots         | 4                       | by | Aamir Simms vs. North Carolina, 1/11/20            | 4                        | by | Tyler Bey (Colorado), 11/26/19; Daniel Oturu (Minnesota), 12/2/19 |
| Steals                | 5                       | by | Tevin Mack vs. Colgate, 11/10/19                   | 4                        | by | many (3), last by Jordan Goldwire (Duke), 1/14/20                 |
| Minutes               | 43                      | by | Tevin Mack vs. TCU, 11/24/19                       | 43                       | by | Desmond Bane (TCU), 11/24/19                                      |

**Bold** denotes a Clemson home game; ^ - denotes one overtime period.

# SUPERLATIVES UNDER BRAD BROWNELL

| CATEGORY                    | CLEMSON TEAM HIGH |   | CLEMSON TEAM LOW |   |
|-----------------------------|-------------------|---|------------------|---|
| Total Points                | 100               | vs. <b>The Citadel, 11/6/18</b>                               | 36               | vs. Virginia, 1/23/18   |
| 1st Half Points             | 54                | vs. <b>Alabama A&amp;M, 11/21/19</b>                          | 10               | vs. Duke, 1/8/13; Virginia, 2/7/13  |
| 2nd Half Points             | 56                | vs. Wake Forest, 2/2/16; North Carolina, 1/16/18              | 13               | vs. Virginia, 1/23/18   |
| 1st Half Field Goal %       | 66.7              | vs. <b>Pittsburgh, 1/29/19</b>                                | 12.0             | vs. Duke, 1/8/13  |
| 2nd Half Field Goal %       | 85.0              | vs. <b>Georgia Tech, 1/12/11</b>                              | 23.5             | vs. Duke, 3/2/11  |
| Scoring Margin              | +45               | vs. <b>Florida A&amp;M, 11/14/14</b>                          | -48              | vs. Florida State, 2/5/17   |
| Field Goals Made            | 35                | vs. <b>The Citadel, 1/1/13</b>                                | 14               | vs. <b>Louisville, 1/10/16; Virginia, 1/12/19; South Carolina, 12/15/19</b> |
| Field Goal Attempts         | 73                | vs. Florida State, 3/4/12                                     | 33               | vs. <b>Virginia, 1/12/13</b>  |
| Field Goal %                | 69.2              | vs. <b>Georgia Tech, 1/12/11</b>                              | 25.9             | vs. <b>Virginia, 1/12/19</b>  |
| 3-Pointers Made             | 15                | vs. <b>North Carolina, 1/30/18</b>                            | 0                | vs. <b>Virginia Tech, 3/1/12</b> ; at NC State, 1/26/19                     |
| 3-Point Attempts            | 36                | vs. <b>Samford, 12/9/17</b> ; Virginia Tech, 2/21/18          | 7                | vs. at NC State, 1/26/19  |
| 3-Point % (min. 10 att.)    | 78.6              | vs. <b>Georgia Tech, 1/12/11</b>                              | 0.0              | vs. <b>Virginia Tech, 3/1/12</b>  |
| Free Throws Made            | 32                | vs. <b>Louisville, 1/10/16</b>                                | 4                | vs. Iowa, 11/29/11  |
| Free Throw Attempts         | 46                | vs. <b>Western Carolina, 11/12/10</b>                         | 10               | vs. North Carolina, 1/18/11   |
| Free Throw % (min. 10 att.) | 100.0             | vs. <b>Miami (15-15), 1/16/16</b>                             | 38.5             | vs. Wake Forest (5-13), 2/25/14   |
| Rebounds                    | 51                | vs. <b>Presbyterian College, 12/15/15</b>                     | 19               | vs. Virginia, 1/31/12   |
| Offensive Rebounds          | 23                | vs. Oklahoma, 11/20/16; <b>SC State, 12/13/16</b>             | 2                | vs. Virginia, 1/19/16   |
| Rebound Margin              | +23               | vs. <b>North Carolina A&amp;T, 11/12/17</b>                   | -22              | vs. <b>Louisville, 1/10/16</b>  |
| Assists                     | 22                | vs. many (4), last vs. <b>Virginia Tech, 1/22/17</b>          | 3                | vs. Duke, 1/8/13; <b>Georgia Tech, 2/13/16</b>                              |
| Turnovers                   | 22                | vs. Florida State, 2/5/17                                     | 1                | vs. NC State, 2/20/16   |
| Blocked Shots               | 12                | vs. <b>Arizona, 12/8/12</b> ; <b>South Carolina, 11/17/13</b> | 0                | vs. <b>North Carolina, 2/28/13</b> ; Virginia Tech, 3/2/13                  |
| Steals                      | 16                | vs. <b>The Citadel, 1/1/13</b>                                | 0                | vs. <b>Illinois, 3/23/14</b> ; NC State, 1/11/18                            |
| Fouls                       | 25                | vs. many (4), last vs. Georgia Tech, 3/9/16                   | 5                | vs. <b>SC State, 12/13/16</b>   |

| CATEGORY                    | OPPONENT TEAM HIGH |   | OPPONENT TEAM LOW |   |
|-----------------------------|--------------------|---|-------------------|---|
| Total Points                | 109                | by Florida State, 2/5/17                          | 35                | by <b>Furman, 12/14/13</b>                              |
| 1st Half Points             | 51                 | by Florida State, 2/5/17                          | 15                | by Georgia Tech, 2/14/13; <b>Stetson, 11/8/13</b>       |
| 2nd Half Points             | 58                 | by Florida State, 2/5/17                          | 11                | by <b>Jacksonville, 12/20/19</b>                        |
| 1st Half Field Goal %       | 64.0               | by Florida State, 3/4/12                          | 17.2              | by Georgia Tech, 2/14/13                                |
| 2nd Half Field Goal %       | 72.0               | by Duke, 1/8/13                                   | 16.7              | by <b>Delaware State, 11/13/13</b>                      |
| Field Goals Made            | 41                 | by Florida State, 2/5/17                          | 11                | by <b>Savannah State, 12/17/10</b>                      |
| Field Goal Attempts         | 79                 | by <b>Maryland, 3/2/14</b>                        | 38                | by Wake Forest, 2/25/14                                 |
| Field Goal %                | 66.1               | by Florida State, 2/5/17                          | 22.9              | by <b>Savannah State, 12/17/10</b>                      |
| 3-Pointers Made             | 19                 | vs. vs. Mississippi State, 12/8/18                | 1                 | by many (6), last by <b>Georgia Tech, 2/13/16</b>       |
| 3-Point Attempts            | 40                 | by Davidson, 11/17/16                             | 9                 | by Furman, 11/16/12; UTEP, 11/23/12                     |
| 3-Point % (min. 10 att.)    | 72.7               | by <b>Maryland, 2/7/12</b>                        | 7.7               | by <b>Delaware State, 11/13/13</b>                      |
| Free Throws Made            | 25                 | by West Virginia, 3/17/11                         | 1                 | by <b>Virginia, 2/14/12</b> ; <b>SC State, 12/23/12</b> |
| Free Throw Attempts         | 35                 | by Maryland, 1/22/11                              | 1                 | by <b>Virginia, 2/14/12</b>                             |
| Free Throw % (min. 10 att.) | 96.0               | by Colorado, 11/26/19                             | 18.2              | by Davidson, 11/22/13                                   |
| Rebounds                    | 63                 | by <b>Maryland, 3/2/14</b>                        | 20                | by <b>Delaware State, 12/27/10</b>                      |
| Offensive Rebounds          | 24                 | by <b>Louisville, 1/10/16</b>                     | 1                 | by Boston College, 1/12/12                              |
| Assists                     | 26                 | by Florida State, 2/5/17                          | 2                 | by <b>Charleston Southern, 12/18/18</b>                 |
| Turnovers                   | 25                 | by <b>The Citadel, 1/1/13</b>                     | 4                 | by Temple, 11/21/13                                     |
| Blocked Shots               | 9                  | by Florida State, 1/24/13; Florida State, 1/30/16 | 0                 | by many (12), last by Hofstra, 11/17/17                 |
| Steals                      | 14                 | by <b>Virginia Tech, 3/5/11</b>                   | 0                 | by Hofstra, 11/17/17                                    |
| Fouls                       | 32                 | by <b>Western Carolina, 11/12/10</b>              | 8                 | by <b>College of Charleston, 11/19/11</b>               |

| CATEGORY              | CLEMSON INDIVIDUAL BEST |    |  | OPPONENT INDIVIDUAL BEST |    |   |
|-----------------------|-------------------------|----|--|--------------------------|----|---|
| Points                | 33                      | by | Jaron Blossomgame vs. NC State, 2/20/16                        | 40                       | by | Harrison Barnes (North Carolina), 3/12/11                 |
| Field Goals Made      | 13                      | by | many (3), last by Jaron Blossomgame vs. Notre Dame, 2/8/16     | 12                       | by | many (5), last Landers Nolley II (Virginia Tech), 11/5/19 |
| Field Goal Attempts   | 24                      | by | K.J. McDaniels vs. Notre Dame, 2/11/14                         | 23                       | by | Landers Nolley II (Virginia Tech), 11/5/19                |
| Field Goal Perfection | 7                       | by | Adonis Filer vs. The Citadel, 1/1/13                           | 5                        | by | Theo Pinson (North Carolina), 12/30/15                    |
| 3-Pointers Made       | 8                       | by | Marcquise Reed vs. Virginia Tech, 2/21/18                      | 8                        | by | Lamar Peters (Mississippi State), 12/8/18                 |
| 3-Point Attempts      | 20                      | by | Marcquise Reed vs. Virginia Tech, 2/21/18                      | 12                       | by | Zane Johnson (Hawaii), 12/25/11                           |
|                       |                         |    |  |                          |    | Andrew White III (Syracuse), 2/7/17                       |
|                       |                         |    |  |                          |    | Gavin Block (Ohio), 11/16/17                              |
|                       |                         |    |  |                          |    | Demontrae Jefferson (Texas Southern), 11/24/17            |
|                       |                         |    |  |                          |    | Ty-Shon Alexander (Creighton), 11/21/18                   |
|                       |                         |    |  |                          |    | Antoine Davis (Detroit Mercy), 11/17/19                   |
| 3-Point Perfection    | 5                       | by | Gabe DeVoe vs. Texas Southern, 11/24/17                        | 5                        | by | Christian James (Oklahoma), 11/20/16                      |
| Free Throws Made      | 16                      | by | Milton Jennings vs. Virginia Tech, 1/27/13                     | 15                       | by | Marcus Georges-Hunt (Georgia Tech), 3/9/16                |
| Free Throw Attempts   | 18                      | by | Milton Jennings vs. Virginia Tech, 1/27/13                     | 16                       | by | Marcus Georges-Hunt (Georgia Tech), 3/9/16                |
| Free Throw Perfection | 9                       | by | many (3), last by Jaron Blossomgame vs. Florida State, 2/25/17 | 8                        | by | Erick Green (Virginia Tech), 3/8/12                       |
|                       |                         |    |  |                          |    | Charles Mann (Georgia), 12/22/15                          |
|                       |                         |    |  |                          |    | Jordan Dartis (Ohio), 11/16/17                            |
|                       |                         |    |  |                          |    | Theo Pinson (North Carolina), 1/16/18                     |
| Rebounds              | 16                      | by | Elijah Thomas vs. Texas Southern, 11/24/17                     | 20                       | by | John Mooney (Notre Dame), 3/9/19                          |
| Offensive Rebounds    | 8                       | by | many (4), last by Sidy Djitte vs. Florida State, 2/5/17        | 8                        | by | Jordan Murphy (Minnesota), 11/30/15                       |
| Assists               | 11                      | by | Marcquise Reed vs. Georgia Tech, 1/28/18                       | 13                       | by | Kendall Marshall (North Carolina), 2/18/12                |
| Blocked Shots         | 8                       | by | Jerai Grant vs. East Carolina, 12/29/10                        | 7                        | by | James Banks III (Georgia Tech), 2/6/19                    |
|                       |                         |    | Landry Nnoko vs. Virginia Tech, 2/6/16                         |                          |    |   |
| Steals                | 6                       | by | Avry Holmes vs. Georgia Tech, 2/13/16                          | 5                        | by | many (4), last by Lavar Batts (NC State), 1/11/18         |
| Minutes               | 48                      | by | ^^K.J. McDaniels vs. Maryland, 3/2/14                          | 50                       | by | ^^Eric Atkins (Notre Dame), 2/11/14                       |

**Bold** denotes a Clemson home game; ^ - denotes one overtime period.

# GAME-BY-GAME RESULTS

|                | W/L | FG-FGA | Pct. | 3pt-A | Pct. | FT-FTA | Pct.  | OR | DR | Tot | PF | A  | TO | BLK | Stl | 1H | 2H | OT  | Pts |
|----------------|-----|--------|------|-------|------|--------|-------|----|----|-----|----|----|----|-----|-----|----|----|-----|-----|
| Clemson        | L   | 22-64  | .344 | 7-29  | .241 | 9-15   | .600  | 8  | 28 | 36  | 16 | 9  | 8  | 3   | 4   | 37 | 23 | N/A | 60  |
| Virginia Tech  |     | 22-57  | .386 | 9-27  | .333 | 14-20  | .700  | 9  | 35 | 44  | 15 | 11 | 13 | 3   | 4   | 34 | 33 | N/A | 67  |
| Clemson        | W   | 31-67  | .463 | 14-34 | .412 | 3-4    | .750  | 11 | 28 | 39  | 16 | 14 | 12 | 2   | 6   | 43 | 36 | N/A | 79  |
| Presbyterian   |     | 18-51  | .353 | 5-18  | .278 | 4-9    | .444  | 9  | 26 | 35  | 10 | 10 | 21 | 2   | 8   | 21 | 24 | N/A | 45  |
| Clemson        | W   | 31-60  | .517 | 6-20  | .300 | 13-18  | .722  | 10 | 26 | 36  | 9  | 11 | 12 | 1   | 13  | 38 | 43 | N/A | 81  |
| Colgate        |     | 26-57  | .456 | 11-33 | .333 | 5-5    | 1.000 | 5  | 22 | 27  | 16 | 14 | 18 | 2   | 2   | 30 | 38 | N/A | 68  |
| Clemson        | W   | 31-65  | .477 | 11-33 | .333 | 14-21  | .667  | 15 | 24 | 39  | 21 | 20 | 14 | 2   | 10  | 38 | 49 | N/A | 87  |
| Detroit Mercy  |     | 19-59  | .322 | 7-24  | .292 | 20-22  | .909  | 16 | 22 | 38  | 18 | 8  | 18 | 1   | 9   | 29 | 36 | N/A | 65  |
| Clemson        | W   | 34-64  | .531 | 12-29 | .414 | 7-15   | .467  | 8  | 32 | 40  | 5  | 19 | 9  | 7   | 11  | 54 | 33 | N/A | 87  |
| Alabama A&M    |     | 19-56  | .339 | 10-25 | .400 | 3-6    | .500  | 6  | 26 | 32  | 14 | 8  | 18 | 0   | 8   | 19 | 32 | N/A | 51  |
| Clemson        | W   | 19-53  | .358 | 10-28 | .357 | 14-20  | .700  | 4  | 25 | 29  | 15 | 15 | 17 | 2   | 10  | 23 | 29 | 10  | 62  |
| TCU            |     | 22-58  | .379 | 9-28  | .321 | 7-15   | .467  | 10 | 30 | 40  | 15 | 12 | 21 | 3   | 13  | 25 | 27 | 8   | 60  |
| Clemson        | L   | 20-49  | .408 | 8-21  | .381 | 19-22  | .864  | 6  | 19 | 25  | 21 | 16 | 13 | 3   | 7   | 36 | 31 | N/A | 67  |
| Colorado       |     | 20-51  | .392 | 7-22  | .318 | 24-25  | .960  | 8  | 24 | 32  | 16 | 14 | 12 | 4   | 6   | 33 | 38 | N/A | 71  |
| Clemson        | L   | 23-50  | .460 | 2-11  | .182 | 12-17  | .706  | 6  | 20 | 26  | 13 | 8  | 10 | 1   | 1   | 29 | 31 | N/A | 60  |
| Minnesota      |     | 28-52  | .538 | 8-22  | .364 | 14-19  | .737  | 6  | 24 | 30  | 19 | 17 | 8  | 5   | 3   | 35 | 43 | N/A | 78  |
| Clemson        | L   | 19-53  | .358 | 9-27  | .333 | 6-10   | .600  | 11 | 21 | 32  | 14 | 8  | 18 | 0   | 5   | 33 | 20 | N/A | 53  |
| Florida State  |     | 25-54  | .463 | 15-32 | .469 | 7-10   | .700  | 9  | 25 | 34  | 14 | 16 | 13 | 9   | 6   | 27 | 45 | N/A | 72  |
| Clemson        | L   | 14-50  | .280 | 9-32  | .281 | 17-23  | .739  | 10 | 22 | 32  | 17 | 10 | 22 | 2   | 11  | 26 | 28 | N/A | 54  |
| South Carolina |     | 23-51  | .451 | 8-18  | .444 | 13-19  | .684  | 11 | 30 | 41  | 24 | 11 | 21 | 3   | 10  | 28 | 39 | N/A | 67  |
| Clemson        | W   | 25-57  | .439 | 8-28  | .286 | 10-13  | .769  | 9  | 34 | 43  | 7  | 13 | 8  | 2   | 3   | 37 | 31 | N/A | 68  |
| Jacksonville   |     | 14-55  | .255 | 7-31  | .226 | 4-7    | .571  | 8  | 24 | 32  | 11 | 9  | 12 | 0   | 5   | 28 | 11 | N/A | 39  |
| Clemson        | L   | 15-47  | .319 | 4-20  | .200 | 11-16  | .688  | 6  | 21 | 27  | 16 | 4  | 13 | 1   | 11  | 19 | 26 | N/A | 45  |
| Yale           |     | 20-47  | .426 | 5-20  | .250 | 9-13   | .692  | 7  | 28 | 35  | 16 | 10 | 19 | 1   | 8   | 24 | 30 | N/A | 54  |
| Clemson        | L   | 27-62  | .423 | 6-22  | .273 | 8-12   | .667  | 10 | 28 | 38  | 14 | 15 | 13 | 2   | 7   | 26 | 36 | 6   | 68  |
| Miami          |     | 28-64  | .438 | 8-25  | .320 | 9-10   | .900  | 8  | 28 | 36  | 16 | 9  | 12 | 2   | 7   | 26 | 36 | 11  | 73  |
| Clemson        | W   | 23-49  | .469 | 9-28  | .321 | 26-31  | .839  | 6  | 28 | 34  | 16 | 18 | 10 | 3   | 6   | 41 | 40 | N/A | 81  |
| NC State       |     | 26-59  | .441 | 5-21  | .238 | 13-19  | .684  | 8  | 22 | 30  | 22 | 11 | 9  | 3   | 3   | 35 | 35 | N/A | 70  |
| Clemson        | W   | 29-67  | .433 | 12-31 | .387 | 9-13   | .692  | 9  | 30 | 39  | 17 | 16 | 11 | 4   | 7   | 29 | 41 | 9   | 79  |
| North Carolina |     | 28-66  | .424 | 6-26  | .231 | 14-20  | .700  | 9  | 30 | 39  | 14 | 18 | 10 | 3   | 8   | 39 | 31 | 6   | 76  |
| Clemson        | W   | 30-53  | .566 | 8-19  | .421 | 11-22  | .500  | 7  | 28 | 35  | 16 | 18 | 16 | 4   | 9   | 40 | 39 | N/A | 79  |
| Duke           |     | 27-54  | .500 | 8-20  | .400 | 10-20  | .500  | 4  | 23 | 27  | 20 | 13 | 15 | 2   | 10  | 33 | 39 | N/A | 72  |
| Clemson        | L   | 20-53  | .377 | 5-20  | .250 | 9-23   | .391  | 9  | 28 | 37  | 19 | 12 | 12 | 3   | 7   | 24 | 30 | N/A | 54  |
| NC State       |     | 20-51  | .392 | 6-25  | .240 | 14-21  | .667  | 7  | 33 | 40  | 23 | 12 | 13 | 4   | 4   | 36 | 24 | N/A | 60  |

# GAME RECAPS

## GAME 1

VIRGINIA TECH 67  
CLEMSON 60

NOV. 5, 2019  
LITTLEJOHN COLISEUM • CLEMSON, S.C.

CLEMSON, S.C. – Clemson University men's basketball fell in its season opener to Virginia Tech, 67-60.

Aamir Simms led the charge for the Tigers with his first career double-double. Simms finished with 12 points and 15 rebounds.

The Tigers (0-1, 0-1) knocked down seven 3-pointers and shot 34.0 percent from the field, outscoring the Hokies (1-0, 1-0) 22-16 in the paint. Clemson also forced 13 turnovers, but Virginia Tech added 11 fast-break points.

With a career-high 15 rebounds to go along with his 12 points, Simms notched a double-double for the first time in his career. Four different Clemson players reached double figures on the night. John Newman III scored a career-best 15 points and freshman Al-Amir Dawes and graduate senior Tevin Mack scored 12 and 11 points, respectively, in their Clemson debuts.

A true freshman, Dawes made an emphatic introduction to the Littlejohn faithful by knocking down a trey for the game's opening points. 3-pointers by Mack on back-to-back possessions placed Clemson ahead 26-22. The Tigers led by as many as eight points in the first half and led 37-34 at the intermission. The evenly matched first half saw both teams shoot 44.0 percent from the floor and corral 19 rebounds apiece. The Hokies' Landers Nolley II was the contest's leading scorer with 30 points.

Newman braced the Tigers with 11 second-half points. A defensive war of attrition gave way to a frenetic ending to the second half. Not long after Clemson's intense pressure forced a backcourt turnover, Newman knotted the score at 57-57 with 1:11 remaining, but the Hokies outscored the Tigers 10-3 the rest of the way.

## GAME 2

PRESBYTERIAN 45  
CLEMSON 79

NOV. 7, 2019  
LITTLEJOHN COLISEUM • CLEMSON, S.C.

CLEMSON, S.C. – Taking Presbyterian College to task from beyond the arc, Clemson University men's basketball knocked down 14 3-pointers and won 79-45 at Littlejohn Coliseum on Thursday. The Tigers were led by John Newman III, who scored a career-best 16 points on a career-high six made field goals.

The Tigers (1-1) went 14-of-34 on 3-point shots and shot 46.0 percent from the floor. Ten different Tigers scored on the evening, with 32 of Clemson's points coming from its bench. The Tigers also scored 32 points in the paint, making for a well-rounded offensive showing.

In addition to Newman's career night, his three deep balls also marked a career high. Curran Scott made a splash with 13 points and a trio of treys. Tevin Mack added 14 points and Chase Hunter went 3-for-5 from 3-point land in a 13-point performance. Hunter also finished an ultra-impressive +40 on the floor. Chris Martin was the Blue Hose's (0-1) leading scorer with 11 points.

Newman sparked the Tigers with two early 3-pointers, as Clemson used a 4-0 run to go up 21-5 at the 10:01 mark of the first half. An 8-0 Clemson run to close out the first half was capped off by a thunderous dunk from Newman that resulted in the Tigers boasting a 43-21 lead at the intermission.

Among others, center Trey Jemison, who corralled four total rebounds, provided a lift off the bench for the Tigers in the second half with solid rebounding and defensive play. Parker Fox, O'Neil McBride and Paul Grinde, all walk-ons, were able to get minutes. Fox scored two points and McBride tallied his first career rebound.

Clemson was able to coast to victory out of halftime, outscoring Presbyterian 36-24 en route to winning by a 34-point margin.

## GAME STATS

Official Basketball Box Score - Final  
Virginia Tech vs Clemson  
11/05/19 Littlejohn Coliseum, Clemson

Game Time: 7:00 PM  
Game Duration: 2:15

Virginia Tech - 67 • 2-0 (2-0)

| ##   | Player            | Total FG/FGA | 3-Ptr FG/FGA | FT-FTA | Rebounds Off Def Tot | PF | TP | A | TO | Blk | Stl | Min   |
|------|-------------------|--------------|--------------|--------|----------------------|----|----|---|----|-----|-----|-------|
| 2    | Landers Nolley II | F 12-23      | 4-8          | 2-4    | 1 4 5                | 3  | 30 | 2 | 1  | 0   | 2   | 36:44 |
| 14   | P.J. Horne        | F 3-7        | 1-4          | 1-1    | 0 7 7                | 1  | 8  | 2 | 1  | 0   | 0   | 35:41 |
| 0    | Hunter Cattoor    | G 0-3        | 0-2          | 0-0    | 0 4 4                | 1  | 0  | 0 | 1  | 0   | 0   | 27:13 |
| 1    | Isaiah Wilkins    | G 1-7        | 1-5          | 1-3    | 4 2 6                | 5  | 4  | 2 | 2  | 0   | 1   | 20:35 |
| 3    | Wabissa Bede      | G 2-4        | 0-1          | 3-4    | 0 8 8                | 3  | 7  | 6 | 3  | 1   | 0   | 31:57 |
| 23   | Tyrece Radford    | 1-2          | 0-0          | 2-2    | 1 3 4                | 1  | 4  | 1 | 0  | 0   | 0   | 12:44 |
| 4    | Nahiem Alleyne    | 2-9          | 2-6          | 5-6    | 0 3 3                | 1  | 11 | 1 | 1  | 0   | 1   | 22:44 |
| 21   | John Ojako        | 0-0          | 0-0          | 0-0    | 0 1 1                | 0  | 0  | 0 | 0  | 0   | 0   | 04:19 |
| 15   | Jalen Cone        | 1-2          | 1-1          | 0-0    | 0 1 1                | 0  | 3  | 0 | 0  | 0   | 0   | 08:03 |
| Team |                   |              |              |        | 3 2 5                |    |    |   |    |     |     |       |

|               |      |       |       |       |         |       |       |       |       |   |   |        |
|---------------|------|-------|-------|-------|---------|-------|-------|-------|-------|---|---|--------|
| <b>Totals</b> |      | 22-57 | 9-27  | 14-20 | 9 35 44 | 15    | 67    | 11    | 13    | 1 | 4 | 200:00 |
| FG %          | 1st: | 14-32 | 43.8% | 2nd:  | 8-25    | 32.0% | Game: | 22-57 | 38.6% |   |   |        |
| 3PT %         | 1st: | 6-15  | 40.0% | 2nd:  | 3-12    | 25.0% | Game: | 9-27  | 33.3% |   |   |        |
| FT %          | 1st: | 0-2   | 0.0%  | 2nd:  | 14-18   | 77.8% | Game: | 14-20 | 70.0% |   |   |        |

Clemson - 60 • 0-2 (0-2)

| ##   | Player          | Total FG/FGA | 3-Ptr FG/FGA | FT-FTA | Rebounds Off Def Tot | PF | TP | A | TO | Blk | Stl | Min   |
|------|-----------------|--------------|--------------|--------|----------------------|----|----|---|----|-----|-----|-------|
| 25   | Aamir Simms     | F 4-11       | 1-4          | 3-4    | 4 11 15              | 2  | 12 | 0 | 1  | 0   | 1   | 34:25 |
| 2    | Al-Amir Dawes   | G 4-11       | 2-6          | 1-1    | 0 6 6                | 0  | 11 | 2 | 2  | 0   | 0   | 32:16 |
| 3    | Chase Hunter    | G 3-10       | 0-3          | 1-5    | 0 3 3                | 4  | 7  | 2 | 0  | 0   | 0   | 28:57 |
| 13   | Tevin Mack      | G 4-10       | 2-7          | 0-0    | 1 2 3                | 5  | 10 | 2 | 1  | 1   | 1   | 24:59 |
| 15   | John Newman III | G 5-11       | 1-4          | 4-4    | 2 3 5                | 2  | 15 | 2 | 0  | 0   | 0   | 33:10 |
| 5    | Hunter Tyson    | 0-3          | 0-3          | 0-1    | 0 1 1                | 1  | 0  | 0 | 0  | 0   | 1   | 07:32 |
| 10   | Curran Scott    | 1-2          | 0-0          | 0-0    | 0 1 1                | 1  | 2  | 0 | 2  | 0   | 0   | 08:41 |
| 55   | Trey Jemison    | 0-1          | 0-0          | 0-0    | 0 1 2                | 0  | 0  | 0 | 1  | 0   | 1   | 05:35 |
| 12   | Alex Hemenway   | 1-4          | 1-2          | 0-0    | 0 0 0                | 1  | 3  | 0 | 1  | 0   | 0   | 14:45 |
| 21   | Khavon Moore    | 0-1          | 0-0          | 0-0    | 0 0 0                | 0  | 0  | 0 | 1  | 0   | 1   | 09:40 |
| Team |                 |              |              |        | 0 0 0                |    |    |   |    |     |     |       |

|               |      |       |        |      |         |       |       |       |       |   |   |        |
|---------------|------|-------|--------|------|---------|-------|-------|-------|-------|---|---|--------|
| <b>Totals</b> |      | 22-64 | 7-29   | 9-15 | 8 28 36 | 16    | 60    | 9     | 8     | 2 | 4 | 200:00 |
| FG %          | 1st: | 15-34 | 44.1%  | 2nd: | 7-30    | 23.3% | Game: | 22-64 | 34.4% |   |   |        |
| 3PT %         | 1st: | 6-15  | 40.0%  | 2nd: | 1-14    | 7.1%  | Game: | 7-29  | 24.1% |   |   |        |
| FT %          | 1st: | 1-1   | 100.0% | 2nd: | 8-14    | 57.1% | Game: | 9-15  | 60.0% |   |   |        |

Officials: Bill Covington, Bert Smith, Lee Cassell  
Technical fouls: Virginia Tech - P.Horne, Clemson - NONE  
Attendance: 7500

| Score by periods | 1st | 2nd | Total |
|------------------|-----|-----|-------|
| Virginia Tech    | 34  | 33  | 67    |
| Clemson          | 37  | 23  | 60    |

Last FG - VT 2nd 0:14, CLE 2nd - 0:24.  
Largest lead - VT by 7 2nd - 0:14, CLE by 8 1st - 15:34  
VT led for 11:09, CLE led for 22:45, Game was tied for 06:06

Score tied - 9 times.  
Lead changed - 7 times.

## GAME STATS

Official Basketball Box Score - Final  
Presbyterian vs Clemson  
11/07/19 Littlejohn Coliseum, Clemson

Game Time: 7:00 PM  
Game Duration: 1:55

Presbyterian - 45 • 0-1

| ##   | Player         | Total FG/FGA | 3-Ptr FG/FGA | FT-FTA | Rebounds Off Def Tot | PF | TP | A | TO | Blk | Stl | Min   |
|------|----------------|--------------|--------------|--------|----------------------|----|----|---|----|-----|-----|-------|
| 4    | Ben Drake      | F 4-8        | 0-2          | 0-1    | 3 4 7                | 2  | 8  | 0 | 0  | 0   | 0   | 26:40 |
| 12   | Cory Hightower | F 1-10       | 0-2          | 0-0    | 2 2 4                | 2  | 2  | 3 | 7  | 1   | 1   | 31:36 |
| 0    | Chris Martin   | G 4-8        | 0-2          | 3-6    | 0 4 4                | 2  | 11 | 4 | 5  | 0   | 3   | 30:06 |
| 22   | Michael Isler  | G 1-4        | 0-0          | 0-0    | 2 2 4                | 1  | 2  | 0 | 4  | 0   | 1   | 31:34 |
| 25   | J.C. Younger   | G 3-7        | 2-5          | 0-0    | 0 4 4                | 0  | 8  | 0 | 1  | 0   | 1   | 26:12 |
| 2    | Kody Shubert   | 0-1          | 0-0          | 0-0    | 0 1 1                | 0  | 0  | 1 | 1  | 0   | 0   | 08:14 |
| 3    | CJ Melton      | 2-3          | 0-0          | 0-0    | 0 2 2                | 1  | 4  | 0 | 1  | 0   | 0   | 08:26 |
| 23   | Jordan Gibson  | 0-1          | 0-0          | 0-0    | 0 1 1                | 0  | 0  | 0 | 0  | 0   | 0   | 09:24 |
| 5    | Zeb Graham     | 0-1          | 0-0          | 0-0    | 0 0 0                | 0  | 0  | 0 | 1  | 0   | 0   | 05:10 |
| 10   | Sean Jenkins   | 2-5          | 2-4          | 0-0    | 0 1 1                | 1  | 6  | 0 | 0  | 0   | 0   | 10:18 |
| 11   | Arnel Tete     | 0-0          | 0-0          | 0-0    | 0 0 0                | 0  | 0  | 0 | 0  | 1   | 0   | 02:15 |
| 1-3  | Owen McCormack | 1-2          | 1-2          | 1-1    | 1 2 0                | 4  | 1  | 0 | 1  | 1   | 1   | 08:03 |
| 21   | Luka Jakovic   | 0-0          | 0-0          | 0-0    | 0 1 1                | 1  | 0  | 0 | 0  | 0   | 0   | 02:02 |
| Team |                |              |              |        | 1 3 4                |    |    |   |    |     |     |       |

|               |      |       |       |      |         |       |       |       |       |   |   |        |
|---------------|------|-------|-------|------|---------|-------|-------|-------|-------|---|---|--------|
| <b>Totals</b> |      | 18-51 | 5-18  | 4-9  | 9 26 35 | 10    | 45    | 10    | 21    | 2 | 8 | 200:00 |
| FG %          | 1st: | 9-25  | 36.0% | 2nd: | 9-26    | 34.6% | Game: | 18-51 | 35.3% |   |   |        |
| 3PT %         | 1st: | 2-8   | 25.0% | 2nd: | 3-10    | 30.0% | Game: | 5-18  | 27.8% |   |   |        |
| FT %          | 1st: | 1-3   | 33.3% | 2nd: | 3-6     | 50.0% | Game: | 4-9   | 44.4% |   |   |        |

Clemson - 79 • 1-1

| ##   | Player          | Total FG/FGA | 3-Ptr FG/FGA | FT-FTA | Rebounds Off Def Tot | PF | TP | A | TO | Blk | Stl | Min   |
|------|-----------------|--------------|--------------|--------|----------------------|----|----|---|----|-----|-----|-------|
| 25   | Aamir Simms     | F 0-4        | 0-1          | 0-0    | 0 8 8                | 1  | 0  | 0 | 2  | 1   | 0   | 15:54 |
| 2    | Al-Amir Dawes   | G 2-6        | 0-4          | 0-0    | 1 1 2                | 1  | 4  | 1 | 3  | 0   | 2   | 21:39 |
| 3    | Chase Hunter    | G 5-7        | 3-5          | 0-0    | 1 1 2                | 1  | 13 | 4 | 1  | 0   | 1   | 23:53 |
| 13   | Tevin Mack      | G 6-9        | 2-3          | 0-0    | 0 2 2                | 2  | 14 | 1 | 0  | 0   | 0   | 20:34 |
| 15   | John Newman III | G 6-9        | 3-5          | 1-1    | 2 3 5                | 0  | 16 | 3 | 0  | 0   | 1   | 20:27 |
| 55   | Trey Jemison    | 2-4          | 0-0          | 0-0    | 2 2 4                | 5  | 4  | 1 | 2  | 0   | 0   | 13:42 |
| 10   | Curran Scott    | 4-11         | 3-7          | 2-2    | 0 5 5                | 2  | 13 | 3 | 0  | 0   | 0   | 28:29 |
| 21   | Khavon Moore    | 1-5          | 0-1          | 0-0    | 3 3 6                | 3  | 2  | 1 | 0  | 1   | 2   | 19:25 |
| 5    | Hunter Tyson    | 2-6          | 1-5          | 0-0    | 0 3 3                | 0  | 5  | 0 | 1  | 0   | 0   | 13:56 |
| 12   | Alex Hemenway   | 2-2          | 2-2          | 0-0    | 0 0 0                | 0  | 6  | 0 | 0  | 0   | 0   | 09:31 |
| 32   | Paul Grinde     | 0-2          | 0-0          | 0-0    | 0 0 0                | 1  | 0  | 2 | 1  | 0   | 0   | 04:02 |
| 11   | Parker Fox      | 1-2          | 0-1          | 0-1    | 0 0 0                | 0  | 2  | 0 | 1  | 0   | 0   | 04:32 |
| 20   | O'Neil McBride  | 0-0          | 0-0          | 0-0    | 1 0 1                | 0  | 0  | 0 | 0  | 0   | 0   | 03:56 |
| Team |                 |              |              |        | 1 0 1                |    |    |   |    |     |     |       |

|               |      |       |        |      |          |       |       |       |       |   |   |        |
|---------------|------|-------|--------|------|----------|-------|-------|-------|-------|---|---|--------|
| <b>Totals</b> |      | 31-67 | 14-34  | 3-4  | 11 28 39 | 16    | 79    | 14    | 12    | 2 | 6 | 200:00 |
| FG %          | 1st: | 17-35 | 48.6%  | 2nd: | 14-32    | 43.8% | Game: | 31-67 | 46.3% |   |   |        |
| 3PT %         | 1st: | 6-17  | 35.3%  | 2nd: | 6-17     | 35.3% | Game: | 14-34 | 41.2% |   |   |        |
| FT %          | 1st: | 1-1   | 100.0% | 2nd: | 2-3      | 66.7% | Game: | 3-4   | 75.0% |   |   |        |

Officials: Doug Shows, Justin Porterfield, Tom Morrissey  
Technical fouls: Presbyterian - NONE, Clemson - NONE  
Attendance: 5715

| Score by periods | 1st | 2nd | Total |
|------------------|-----|-----|-------|
| Presbyterian     | 21  | 24  | 45    |
| Clemson          | 43  | 36  | 79    |

Last FG - PRE 2nd 0:48, CLE 2nd - 0:31.  
Largest lead - PRE by 0 1st - 20:00, CLE by 39 2nd - 5:19  
PRE led for 0:00, CLE led for 39:35, Game was tied for 00:25

Score tied - 0 times.  
Lead changed - 0 times.



# GAME RECAPS

## GAME 3

COLGATE 68  
CLEMSON 81

NOV. 10, 2019  
LITTLEJOHN COLISEUM • CLEMSON, S.C.

CLEMSON, S.C. – In a game of runs, the Clemson University men's basketball team used a late 19-6 run to pull away from Colgate at Littlejohn Coliseum on Sunday. Clemson won 81-68 in a non-conference matchup that featured four different Clemson players scoring in double figures.

The Tigers (2-1) were efficient on offense in the victory, shooting 51.6 percent from the floor and making the most of Colgate's 18 turnovers. The Tigers amassed 30 points off turnovers and racked up 46 points in the paint. Clemson also out-rebounded Colgate by a margin of nine boards.

Tevin Mack was the leading scorer on the afternoon with 17 points on 7-of-11 shooting. Mack was a force to be reckoned with on the glass too, corralling a game-high nine rebounds. Freshman Al-Amir Dawes scored 16 points to go along with his four assists, and Aamir Simms tallied 12 points and eight rebounds. In addition, John Newman III scored nine points and accrued a career-best seven rebounds, and freshman Chase Hunter finished with 10 points. Colgate's leading scorer was Tucker Richardson, who registered 16 points.

Clemson's first three baskets of the game were three consecutive 3-pointers from Mack. The Tigers used a 9-0 run to take a 28-19 lead at the 5:47 mark of the first half, a half that contained several runs. Colgate put together a 7-0 run to cut its deficit to two points before Clemson closed out the first half on an 8-2 run.

The Raiders (1-1) were able to battle back after trailing 38-30 at the intermission and took the lead during the course of the second half. Clemson remained composed, though, and relied on fast-break buckets and post play to retake the lead and pull away from Colgate. A corner 3-ball from Dawes effectively iced the game, putting the Tigers ahead 74-66 with 1:53 remaining.

## GAME 4

DETROIT MERCY 65  
CLEMSON 87

NOV. 17, 2019  
LITTLEJOHN COLISEUM • CLEMSON, S.C.

CLEMSON, S.C. – Sparked by a career performance from Hunter Tyson, the Clemson University men's basketball team recorded a commanding victory at Littlejohn Coliseum on Sunday. The Tigers defeated the Detroit Mercy Titans 87-65 for their third-straight victory.

Tyson's 20 points were the most by a Clemson non-starter since last season when Marquise Reed also scored 20 points off the bench at South Carolina (Dec. 22, 2018) in a 78-68 victory.

Clemson (3-1) led for the majority of the contest, using a balanced scoring attack to keep the Titans (0-2) at bay. The Tigers shot 44.1 percent from the floor, going 11-of-33 from 3-point territory. In addition, Clemson tabbed 34 points in the paint and amassed 32 points off the 18 turnovers committed by the Titans.

With a career-best 20 points, Tyson also knocked down a career-high five 3-pointers to go along with his five rebounds. Down low, Aamir Simms shot 7-for-10 from the field and compiled 19 points and eight boards. Also of note, Tevin Mack contributed 18 points and four rebounds. Antoine Davis, the son of Detroit Mercy Head Coach Mike Davis, was the Titans' leading scorer with 26 points.

A pair of 8-0 runs helped the Tigers garner breathing room against the Titans. In the first half, a thunderous dunk out of the fast break by Simms highlighted an 8-0 run that put Clemson ahead 16-9 at the 10:06 mark. Clemson went on to lead 38-29 at halftime, with 15 of their first-half points resulting from Detroit Mercy turnovers.

The Tigers outscored the Titans 49-36 in the second half, with Simms scoring 11 points and continuing to thrive in the fast break over the course of the final 20 minutes. A quick 8-0 run that was put together in under two minutes of action culminated in Clemson taking a 66-52 lead with just over eight minutes to play, and the Tigers never looked back.

You'd have to go all the way back to the season opener last season for the last time the Tigers garnered 20 assists in a game. Clemson posted 20 assists on 31 made baskets in the triumph.

## GAME STATS

Official Basketball Box Score - Final  
Colgate vs Clemson  
11/10/19 Littlejohn Coliseum, Clemson

Game Time: 3:00 PM  
Game Duration: 1:55

Colgate - 68 • 1-1

| ##     | Player              | Total FG-FGA | 3-Ptr FG-FGA | FT-FTA | Rebounds Off Def Tot | PF | TP | A  | TO | Blk | Stl | Min    |
|--------|---------------------|--------------|--------------|--------|----------------------|----|----|----|----|-----|-----|--------|
| 10     | Will Rayman         | F 6-7        | 3-4          | 0-0    | 0 5 5                | 4  | 15 | 0  | 1  | 1   | 1   | 34:19  |
| 25     | Rapoulos Ivanauskas | F 6-13       | 1-5          | 1-1    | 2 3 5                | 5  | 14 | 3  | 3  | 1   | 0   | 37:15  |
| 0      | Nelly Cummings      | G 3-8        | 0-3          | 0-0    | 0 0 0                | 3  | 6  | 6  | 2  | 0   | 0   | 32:53  |
| 1      | Jordan Burns        | G 4-14       | 3-10         | 4-4    | 1 5 6                | 1  | 15 | 4  | 7  | 0   | 1   | 35:23  |
| 15     | Tucker Richardson   | G 6-9        | 4-7          | 0-0    | 1 2 3                | 1  | 16 | 0  | 3  | 0   | 0   | 33:48  |
| 13     | Jack Ferguson       | 1-5          | 0-3          | 0-0    | 0 5 5                | 1  | 2  | 1  | 1  | 0   | 0   | 16:05  |
| 5      | David Maynard       | 0-1          | 0-1          | 0-0    | 0 0 0                | 1  | 0  | 0  | 0  | 0   | 0   | 08:23  |
| 14     | Keegan Records      | 0-0          | 0-0          | 0-0    | 0 0 0                | 0  | 0  | 0  | 1  | 0   | 0   | 01:54  |
| Team   |                     |              |              |        | 1 2 3                |    |    | 0  |    |     |     |        |
| Totals |                     | 26-57        | 11-33        | 5-5    | 5 22 27              | 16 | 68 | 14 | 18 | 2   | 2   | 200:00 |

FG % 1st: 13-29 44.8% 2nd: 13-28 46.4% Game: 26-57 45.6%  
3PT % 1st: 4-13 30.8% 2nd: 7-20 35.0% Game: 11-33 33.3%  
FT % 1st: 0-0 0.0% 2nd: 5-5 100.0% Game: 5-5 100.0%

DeadBall  
Rebounds  
0, 0

Clemson - 81 • 2-1

| ##     | Player          | Total FG-FGA | 3-Ptr FG-FGA | FT-FTA | Rebounds Off Def Tot | PF | TP | A  | TO | Blk | Stl | Min    |
|--------|-----------------|--------------|--------------|--------|----------------------|----|----|----|----|-----|-----|--------|
| 25     | Aamir Simms     | F 5-11       | 0-1          | 2-4    | 4 4 8                | 3  | 12 | 0  | 1  | 1   | 1   | 38:06  |
| 2      | Al-Amir Dawes   | G 6-12       | 2-6          | 2-2    | 0 2 2                | 0  | 16 | 4  | 1  | 0   | 0   | 34:04  |
| 3      | Chase Hunter    | G 4-6        | 0-1          | 2-2    | 0 2 2                | 1  | 10 | 1  | 1  | 0   | 0   | 25:13  |
| 13     | Tevin Mack      | G 7-11       | 3-7          | 0-0    | 1 8 9                | 2  | 17 | 1  | 3  | 0   | 5   | 25:54  |
| 15     | John Newman III | G 4-12       | 0-3          | 1-2    | 1 6 7                | 0  | 9  | 3  | 2  | 0   | 3   | 38:29  |
| 21     | Khavon Moore    | 1-2          | 0-0          | 0-0    | 1 0 1                | 1  | 2  | 0  | 2  | 0   | 1   | 07:28  |
| 10     | Curran Scott    | 2-4          | 0-1          | 4-6    | 0 0 0                | 1  | 8  | 2  | 0  | 0   | 1   | 20:43  |
| 55     | Trey Jemison    | 0-0          | 0-0          | 0-0    | 0 0 0                | 1  | 0  | 1  | 0  | 0   | 0   | 01:54  |
| 5      | Hunter Tyson    | 2-2          | 1-1          | 2-2    | 1 2 3                | 0  | 7  | 0  | 0  | 0   | 2   | 08:09  |
| Team   |                 |              |              |        | 1 2 3                |    |    | 0  |    |     |     |        |
| Totals |                 | 31-60        | 6-20         | 13-18  | 10 26 36             | 9  | 81 | 11 | 12 | 1   | 13  | 200:00 |

FG % 1st: 16-31 51.6% 2nd: 15-29 51.7% Game: 31-60 51.7%  
3PT % 1st: 4-11 36.4% 2nd: 2-9 22.2% Game: 6-20 30.0%  
FT % 1st: 2-2 100.0% 2nd: 11-16 68.8% Game: 13-18 72.2%

DeadBall  
Rebounds  
2, 0

Officials: Jamin Luskie, Mark Schur, Tim Clougherty  
Technical fouls: Colgate - NONE; Clemson - NONE  
Attendance: 5673

| Score by periods | 1st | 2nd | Total |
|------------------|-----|-----|-------|
| Colgate          | 30  | 38  | 68    |
| Clemson          | 38  | 43  | 81    |

Last FG - COL 2nd-0:28, CLE 2nd-0:21.  
Largest lead - COL by 4 1st - 18:54, CLE by 13 2nd - 0:51  
COL led for 4:37, CLE led for 28:17. Game was tied for 09:08

Score tied - 10 times.  
Lead changed - 7 times.

## GAME STATS

Official Basketball Box Score - Final  
Detroit Mercy vs Clemson  
11/17/19 Littlejohn Coliseum, Clemson

Game Time: 3:00 PM  
Game Duration: 2:05

Detroit Mercy - 65 • 0-2

| ##     | Player          | Total FG-FGA | 3-Ptr FG-FGA | FT-FTA | Rebounds Off Def Tot | PF | TP | A | TO | Blk | Stl | Min    |
|--------|-----------------|--------------|--------------|--------|----------------------|----|----|---|----|-----|-----|--------|
| 13     | Alonde LeGrand  | F 1-1        | 0-0          | 0-0    | 1 2 3                | 2  | 2  | 0 | 0  | 0   | 2   | 17:22  |
| 21     | Chris Brandon   | F 4-8        | 0-0          | 4-4    | 6 2 8                | 2  | 12 | 1 | 1  | 0   | 1   | 30:51  |
| 41     | Willy Isajani   | F 0-2        | 0-2          | 1-2    | 1 1 2                | 0  | 1  | 0 | 1  | 0   | 1   | 13:40  |
| 0      | Antoine Davis   | G 6-20       | 3-12         | 11-12  | 1 2 3                | 3  | 26 | 6 | 10 | 0   | 4   | 38:00  |
| 1      | Marquis Moore   | G 2-4        | 2-3          | 0-0    | 0 3 3                | 2  | 6  | 0 | 2  | 0   | 0   | 33:14  |
| 2      | Justin Miller   | 4-14         | 1-3          | 4-4    | 5 8 13               | 4  | 13 | 1 | 3  | 0   | 0   | 21:52  |
| 12     | Brad Calipari   | 0-3          | 0-1          | 0-0    | 0 1 1                | 0  | 0  | 0 | 0  | 0   | 0   | 13:39  |
| 10     | Boe Ngudjrol    | 0-1          | 0-0          | 0-0    | 1 1 2                | 1  | 0  | 0 | 0  | 0   | 0   | 18:29  |
| 4      | Dwayne Rose Jr. | 1-3          | 0-0          | 0-0    | 0 0 0                | 1  | 2  | 0 | 1  | 1   | 1   | 06:51  |
| 14     | Sam Hofman      | 1-3          | 1-3          | 0-0    | 0 0 0                | 2  | 3  | 0 | 0  | 0   | 0   | 06:02  |
| Team   |                 |              |              |        | 1 2 3                |    |    | 0 |    |     |     |        |
| Totals |                 | 19-59        | 7-24         | 20-22  | 16 22 38             | 18 | 65 | 8 | 18 | 1   | 9   | 200:00 |

FG % 1st: 8-30 26.7% 2nd: 11-29 37.9% Game: 19-59 32.2%  
3PT % 1st: 4-12 33.3% 2nd: 3-12 25.0% Game: 7-24 29.2%  
FT % 1st: 9-10 90.0% 2nd: 11-12 91.7% Game: 20-22 90.9%

DeadBall  
Rebounds  
2, 0

Clemson - 87 • 3-1

| ##     | Player          | Total FG-FGA | 3-Ptr FG-FGA | FT-FTA | Rebounds Off Def Tot | PF | TP | A  | TO | Blk | Stl | Min    |
|--------|-----------------|--------------|--------------|--------|----------------------|----|----|----|----|-----|-----|--------|
| 25     | Aamir Simms     | F 7-10       | 0-2          | 5-6    | 3 5 8                | 2  | 19 | 4  | 3  | 0   | 3   | 33:10  |
| 2      | Al-Amir Dawes   | G 2-5        | 2-4          | 1-2    | 0 0 0                | 4  | 7  | 6  | 2  | 0   | 2   | 31:33  |
| 3      | Chase Hunter    | G 1-8        | 1-5          | 2-2    | 0 2 2                | 2  | 5  | 4  | 4  | 0   | 2   | 30:17  |
| 13     | Tevin Mack      | G 7-13       | 2-5          | 2-3    | 2 2 4                | 1  | 18 | 2  | 1  | 0   | 1   | 30:20  |
| 15     | John Newman III | G 2-7        | 1-5          | 2-3    | 1 0 1                | 4  | 7  | 1  | 1  | 1   | 0   | 23:12  |
| 21     | Khavon Moore    | 3-4          | 0-0          | 1-2    | 3 4 7                | 2  | 7  | 1  | 1  | 0   | 1   | 13:25  |
| 55     | Trey Jemison    | 1-1          | 0-0          | 0-1    | 1 2 3                | 3  | 2  | 0  | 0  | 0   | 0   | 05:05  |
| 5      | Hunter Tyson    | 7-13         | 5-10         | 1-2    | 2 3 5                | 2  | 20 | 0  | 0  | 1   | 1   | 20:19  |
| 10     | Curran Scott    | 1-4          | 0-2          | 0-0    | 1 3 4                | 1  | 2  | 2  | 1  | 0   | 0   | 12:39  |
| Team   |                 |              |              |        | 2 3 5                |    |    | 1  |    |     |     |        |
| Totals |                 | 31-65        | 11-33        | 14-21  | 15 24 39             | 21 | 87 | 20 | 14 | 2   | 10  | 200:00 |

FG % 1st: 15-34 44.1% 2nd: 16-31 51.6% Game: 31-65 47.7%  
3PT % 1st: 7-19 36.8% 2nd: 4-14 28.6% Game: 11-33 33.3%  
FT % 1st: 1-2 50.0% 2nd: 13-19 68.4% Game: 14-21 66.7%

DeadBall  
Rebounds  
4, 0

Officials: Bill Covington, Al Desai, Tom Morrissey  
Technical fouls: Detroit Mercy - A.Davis, Coach J.Miller, Clemson - NONE  
Attendance: 5884

| Score by periods | 1st | 2nd | Total |
|------------------|-----|-----|-------|
| Detroit Mercy    | 29  | 36  | 65    |
| Clemson          | 38  | 49  | 87    |

| Points | In | Off | 2nd | Fast |
|--------|----|-----|-----|------|
| UDM    | 20 | 18  | 14  | 7    |
| CLE    | 34 | 32  | 18  | 12   |

Last FG - UDM 2nd-0:09, CLE 2nd-0:34.  
Largest lead - UDM by 1 1st - 13:50, CLE by 23 2nd - 0:34  
UDM led for 0:54, CLE led for 38:49. Game was tied for 00:17

Score tied - 0 times.  
Lead changed - 2 times.

# GAME RECAPS

## GAME 5

ALABAMA A&M 51  
CLEMSON 87

NOV. 21, 2019  
LITTLEJOHN COLISEUM • CLEMSON, S.C.

CLEMSON, S.C. – Controlling the action from start to finish, the Clemson University men's basketball team picked up a commanding victory over the Alabama A&M Bulldogs on Thursday. The Tigers won 87-51 at Littlejohn Coliseum to round out their 5-game homestand to kick off the season.

The Tigers (4-1) were highly efficient from the field, compiling a field-goal percentage of 53.1 percent. Bench production was key for the Tigers, as 40 of Clemson's points came from players inserted into the game off the bench. The Bulldogs (0-5) committed 18 turnovers, and Clemson took advantage by racking up 31 points off turnovers. The Tigers also made a mark beyond the arc, knocking down 12 3-point shots.

Al-Amir Dawes served as Clemson's floor general on the night, with the freshman leading all scorers with 19 points to go along with his five rebounds. Tevin Mack recorded 16 points for the Tigers, going 3-for-6 on 3-pointers. Trey Jemison chipped in 10 points and five boards, both career-high marks, and Hunter Tyson tabbed 10 points and nine rebounds. Brandon Miller led the Bulldogs with 17 points on 6-of-11 shooting.

In the early goings, the Tigers took an 8-0 lead before the Bulldogs got on the board. A 23-0 run was what provided Clemson with plenty of breathing room, though, resulting in the Tigers going up 34-7 at the 7:24 mark. John Newman III highlighted Clemson's dominant first half by posterizing his defender on a two-handed slam dunk.

Leading 54-19 at halftime, the Tigers did not let up in the second half, racing to a 36-point victory. Walk-on Wells Hoag made his Clemson debut in the second half. Hoag excited the Littlejohn crowd by connecting on a 3-ball after chasing down a loose ball. Ten different Tigers etched their names into the scoring column in the 87-51 triumph, with Hoag contributing five points.

## GAME STATS

| Official Basketball Box Score - Final               |                 |                  |              |                  |                      |                   |    |         |        |       |     |       |  |      | Game Time: 7:00 PM  |                       |  |
|---|-----------------|------------------|--------------|------------------|----------------------|-------------------|----|---------|--------|-------|-----|-------|--|------|---------------------|-----------------------|--|
| Alabama A&M vs Clemson                              |                 |                  |              |                  |                      |                   |    |         |        |       |     |       |  |      | Game Duration: 1:49 |                       |  |
| 11/21/19 Littlejohn Coliseum, Clemson               |                 |                  |              |                  |                      |                   |    |         |        |       |     |       |  |      |                     |                       |  |
| Alabama A&M - 51 • 0-5                              |                 |                  |              |                  |                      |                   |    |         |        |       |     |       |  |      |                     |                       |  |
| ##  | Player          | Total FG/FGA     | 3-Ptr FG/FGA | FT-FTA           | Rebounds Off Def Tot | PF                | TP | A       | TO     | Blk   | Stl | Min   |  |      |                     |                       |  |
| 0   | TJ Parham       | F 3-10           | 1-4          | 0-0              | 2 3 5                | 4                 | 7  | 1       | 2      | 0     | 0   | 21:42 |  |      |                     |                       |  |
| 20  | EJ Williams     | F 1-4            | 0-0          | 0-0              | 0 0 0                | 1                 | 2  | 0       | 0      | 0     | 0   | 13:20 |  |      |                     |                       |  |
| 3   | Cameron Tucker  | C 2-3            | 2-3          | 0-0              | 0 1 1                | 1                 | 6  | 1       | 8      | 0     | 1   | 22:52 |  |      |                     |                       |  |
| 10  | Garrett Hicks   | G 2-6            | 2-3          | 2-4              | 1 3 4                | 1                 | 8  | 4       | 1      | 0     | 3   | 33:04 |  |      |                     |                       |  |
| 13  | Cameron Alford  | G 4-12           | 0-4          | 0-0              | 0 6 6                | 1                 | 8  | 0       | 2      | 0     | 1   | 25:05 |  |      |                     |                       |  |
| 2   | Brandon Miller  | 6-11             | 5-10         | 0-0              | 0 3 3                | 2                 | 17 | 1       | 1      | 0     | 1   | 28:51 |  |      |                     |                       |  |
| 5   | Jalen Johnson   | 1-5              | 0-0          | 1-2              | 2 1 3                | 1                 | 3  | 0       | 2      | 0     | 1   | 13:05 |  |      |                     |                       |  |
| 24  | Evan Wiley      | 0-1              | 0-0          | 0-0              | 0 1 1                | 0                 | 0  | 0       | 0      | 0     | 1   | 07:38 |  |      |                     |                       |  |
| 30  | Brandon Houston | 0-2              | 0-0          | 0-0              | 0 1 1                | 0                 | 0  | 1       | 0      | 0     | 0   | 13:16 |  |      |                     |                       |  |
| 12  | Brandon Powell  | 0-1              | 0-1          | 0-0              | 0 0 0                | 0                 | 0  | 0       | 0      | 0     | 0   | 08:47 |  |      |                     |                       |  |
| 35  | Tremere Brown   | 0-1              | 0-0          | 0-0              | 0 2 2                | 2                 | 0  | 0       | 0      | 0     | 0   | 06:38 |  |      |                     |                       |  |
| 1   | Mason Ellison   | 0-0              | 0-0          | 0-0              | 0 4 4                | 1                 | 0  | 0       | 0      | 0     | 0   | 05:42 |  |      |                     |                       |  |
| Team  |                 |                  |              |                  |                      |                   |    |         |        |       |     |       |  |      |                     |                       |  |
| Totals  |                 | 19-56            |              | 10-25            |                      | 3-6               |    | 6 26 32 |        | 14 51 |     | 8 18  |  | 0 8  |                     | 200:00                |  |
| FG %  |                 | 1st: 7-25 28.0%  |              | 2nd: 12-31 38.7% |                      | Game: 19-56 33.9% |    |         |        |       |     |       |  |      |                     | Deadball Rebounds 2.0 |  |
| 3PT %   |                 | 1st: 4-14 28.6%  |              | 2nd: 6-11 54.5%  |                      | Game: 10-25 40.0% |    |         |        |       |     |       |  |      |                     |                       |  |
| FT %  |                 | 1st: 1-2 50.0%   |              | 2nd: 2-4 50.0%   |                      | Game: 3-6 50.0%   |    |         |        |       |     |       |  |      |                     |                       |  |
| Clemson - 87 • 4-1                                  |                 |                  |              |                  |                      |                   |    |         |        |       |     |       |  |      |                     |                       |  |
| ##  | Player          | Total FG/FGA     | 3-Ptr FG/FGA | FT-FTA           | Rebounds Off Def Tot | PF                | TP | A       | TO     | Blk   | Stl | Min   |  |      |                     |                       |  |
| 25  | Aamir Simms     | F 2-7            | 0-1          | 0-0              | 0 4 4                | 1                 | 4  | 4       | 0      | 0     | 1   | 18:27 |  |      |                     |                       |  |
| 2   | Al-Amir Dawes   | G 7-11           | 3-6          | 2-4              | 0 5 5                | 0                 | 19 | 2       | 2      | 0     | 2   | 27:12 |  |      |                     |                       |  |
| 10  | Curran Scott    | G 1-4            | 1-4          | 2-4              | 0 1 1                | 0                 | 5  | 3       | 1      | 0     | 3   | 21:44 |  |      |                     |                       |  |
| 13  | Tevin Mack      | G 6-9            | 3-6          | 1-1              | 1 1 2                | 0                 | 16 | 2       | 1      | 1     | 1   | 21:41 |  |      |                     |                       |  |
| 15  | John Newman III | G 4-7            | 1-3          | 0-0              | 0 3 3                | 0                 | 9  | 4       | 1      | 1     | 0   | 29:10 |  |      |                     |                       |  |
| 21  | Khavon Moore    | 1-6              | 1-2          | 0-0              | 1 5 6                | 2                 | 3  | 3       | 2      | 0     | 1   | 19:20 |  |      |                     |                       |  |
| 5   | Hunter Tyson    | 4-8              | 2-5          | 0-2              | 1 8 9                | 0                 | 10 | 1       | 0      | 1     | 1   | 25:52 |  |      |                     |                       |  |
| 55  | Trey Jemison    | 5-6              | 0-0          | 0-0              | 2 3 5                | 1                 | 10 | 0       | 2      | 4     | 2   | 16:03 |  |      |                     |                       |  |
| 31  | Wells Hoag      | 2-3              | 1-2          | 0-0              | 1 0 1                | 0                 | 5  | 0       | 0      | 0     | 0   | 07:30 |  |      |                     |                       |  |
| 32  | Paul Grinde     | 2-3              | 0-0          | 2-2              | 1 0 1                | 1                 | 6  | 0       | 0      | 0     | 0   | 05:30 |  |      |                     |                       |  |
| 11  | Parker Fox      | 0-0              | 0-0          | 0-0              | 0 0 0                | 0                 | 0  | 0       | 0      | 0     | 0   | 04:04 |  |      |                     |                       |  |
| 20  | O'Neil McBride  | 0-0              | 0-0          | 0-2              | 0 1 1                | 0                 | 0  | 0       | 0      | 0     | 0   | 03:27 |  |      |                     |                       |  |
| Team  |                 |                  |              |                  |                      |                   |    |         |        |       |     |       |  |      |                     |                       |  |
| Totals  |                 | 34-64            |              | 12-29            |                      | 7-15              |    | 8 32 40 |        | 5 87  |     | 19 9  |  | 7 11 |                     | 200:00                |  |
| FG %  |                 | 1st: 21-34 61.8% |              | 2nd: 13-30 43.3% |                      | Game: 34-64 53.1% |    |         |        |       |     |       |  |      |                     |                       |  |
| 3PT %   |                 | 1st: 10-17 58.8% |              | 2nd: 2-12 16.7%  |                      | Game: 12-29 41.4% |    |         |        |       |     |       |  |      |                     |                       |  |
| FT %  |                 | 1st: 2-4 50.0%   |              | 2nd: 5-11 45.5%  |                      | Game: 7-15 46.7%  |    |         |        |       |     |       |  |      |                     | Deadball Rebounds 4.0 |  |
| Officials: Roger Ayers, Jeb Harshness, Chance Moore |                 |                  |              |                  |                      |                   |    |         |        |       |     |       |  |      |                     |                       |  |
| Technical fouls: Alabama A&M - NONE Clemson - NONE  |                 |                  |              |                  |                      |                   |    |         |        |       |     |       |  |      |                     |                       |  |
| Attendance: 5616                                    |                 |                  |              |                  |                      |                   |    |         |        |       |     |       |  |      |                     |                       |  |
| Score by periods                                    |                 |                  | 1st          | 2nd              | Total                |                   |    |         |        |       |     |       |  |      |                     |                       |  |
| Alabama A&M   |                 |                  | 19           | 32               | 51                   |                   |    |         |        |       |     |       |  |      |                     |                       |  |
| Clemson   |                 |                  | 54           | 33               | 87                   |                   |    |         |        |       |     |       |  |      |                     |                       |  |
| Points In Off 2nd Fast                              |                 |                  |              |                  |                      |                   |    |         |        |       |     |       |  |      |                     |                       |  |
|   |                 |                  | Paint        |                  |                      | T/O               |    |         | Chance |       |     | Break |  |      | Bench               |                       |  |
| AAM   |                 |                  | 16           |                  |                      | 13                |    |         | 5      |       |     | 10    |  |      | 20                  |                       |  |
| CLE   |                 |                  | 40           |                  |                      | 31                |    |         | 12     |       |     | 11    |  |      | 34                  |                       |  |
| Score tied - 0 times.                               |                 |                  |              |                  |                      |                   |    |         |        |       |     |       |  |      |                     |                       |  |
| Lead changed - 0 times.                             |                 |                  |              |                  |                      |                   |    |         |        |       |     |       |  |      |                     |                       |  |

## GAME 6

CLEMSON 62  
TCU 60

NOV. 24, 2019  
T-MOBILE ARENA • LAS VEGAS, NEV.

LAS VEGAS – Putting on a show in the “Entertainment Capital of the World,” the Clemson University men's basketball team stepped up under pressure and pulled off a gritty victory in the 2019 MGM Resorts Main Event. Clemson defeated TCU 62-60 in their opening contest of the tournament on Sunday. After putting together a 15-0 run to close out the second half, Clemson prevailed in overtime and advanced to Tuesday's championship game.


The Tigers (5-1) knocked down 10 3-pointers, including several pivotal treys, in their first action away from Littlejohn Coliseum this season. Marking the largest comeback for the Tigers since 2011, the come-from-behind triumph saw the Horned Frogs (4-1), who made nine 3-balls, squander several leads. In fact, 10 lead changes took place in the back-and-forth affair, and the 21 turnovers forced by Clemson proved to be pivotal.

Tevin Mack led the charge for the Tigers with 22 points and nine rebounds. Mack went 5-of-10 from deep, with three of his 3-point shots coming in the first half. While Mack incited the Tigers with 13 first-half points, Aamir Simms sparked the comeback in the second half. Simms manufactured a double-double with 13 points and 12 boards, and all 13 of his points were tallied after halftime. Manning TCU's efforts, Desmond Bane recorded 17 points and 10 rebounds for a double-double of his own.

Opening the game with a 3-pointer, Mack provided the Tigers with an early advantage. Clemson used a 7-0 run to take a 15-10 lead at the 6:39 mark of the first half, and the Horned Frogs answered with an 8-0 run. TCU sported a 25-23 lead at the intermission and did not take long to garner breathing room in the early goings of the second half. Following a dunk by Newman off a turnover out of the half, TCU produced a quick 7-0 run and eventually went up by as many as 15 points.

The Tigers remained poised, however, and outscored the Horned Frogs 15-0 over the course of the final 7:19 of the second half. A steal by Curran Scott helped facilitate a game-tying basket by Mack in the final minute, thus forcing overtime. In the bonus period, the Tigers came back from a 4-point deficit, with a 3-pointer by Al-Amir Dawes giving Clemson a lead that it did not relinquish. Dawes' shot was netted with 1:33 remaining, and it put the Tigers ahead 61-60. The Horned Frogs missed a couple of shots near the basket on their final possession, and Mack then iced the game with a free throw.

## GAME STATS



Official Basketball Box Score - Final

TCU at Clemson

11/25/19 T-Mobile Arena, Las Vegas

2019-20 Men's Basketball

Game Time: 3:30 AM

Game Duration: 2:13

TCU - 60

Record: 3-1

| NO.    | Name                | Min     | FG    | 3P   | FT   | Rebounds | Fouls | TP | AS | TO | ST | Blocks | +/- |
|--------|---------------------|---------|-------|------|------|----------|-------|----|----|----|----|--------|-----|
|        |                     |         | M/A   | M/A  | M/A  | OR       | DR    | PF | FD |    |    | BS     | BA  |
| 21     | Kevin Samuel        | C 34:49 | 5-6   | 0-0  | 1-4  | 4 6 10   | 2 2   | 11 | 0  | 3  | 3  | 1      | 0   |
| 1      | Desmond Bane        | G 42:45 | 6-16  | 2-6  | 3-6  | 3 7 10   | 1 4   | 17 | 6  | 4  | 3  | 0      | 1   |
| 3      | Francisco Farabello | G 18:03 | 1-3   | 0-1  | 0-0  | 0 0 0    | 0 0   | 2  | 1  | 0  | 1  | 1      | 0   |
| 5      | Jaire Grayser       | G 25:44 | 1-5   | 1-4  | 0-0  | 2 4 6    | 2 1   | 3  | 0  | 2  | 1  | 0      | 0   |
| 22     | RJ Nemphard         | G 31:07 | 1-5   | 0-0  | 0-0  | 1 4 5    | 1 1   | 2  | 3  | 4  | 0  | 0      | -12 |
| 2      | Edric Dennis        | 26:57   | 6-14  | 5-12 | 1-2  | 0 4 4    | 3 2   | 18 | 2  | 3  | 1  | 0      | 0   |
| 4      | PJ Fuller           | 16:12   | 2-5   | 1-2  | 1-1  | 0 3 3    | 3 3   | 6  | 0  | 2  | 2  | 1      | 1   |
| 10     | Dante Smith         | 19:12   | 0-4   | 0-3  | 1-2  | 0 1 1    | 2 1   | 1  | 0  | 0  | 1  | 0      | 0   |
| 23     | Jasdon LeDee        | 10:11   | 0-0   | 0-0  | 0-0  | 0 1 1    | 1 1   | 0  | 0  | 2  | 1  | 0      | 0   |
| Team   |                     |         |       |      |      | 0 0 0    | 0     | 0  | 0  | 1  |    |        |     |
| Totals |                     |         | 22-58 | 9-28 | 7-15 | 10 30 40 | 15 15 | 60 | 12 | 21 | 13 | 3      | -2  |

Shooting By Period

|     |      |       |        |
|-----|------|-------|--------|
| 1st | FG%  | 9-26  | 34.6%  |
|     | 3PT% | 5-16  | 31.3%  |
|     | FT%  | 2-4   | 50%    |
| 2nd | FG%  | 10-25 | 40.0%  |
|     | 3PT% | 3-11  | 27.3%  |
|     | FT%  | 4-9   | 44.4%  |
| OT  | FG%  | 3-7   | 42.9%  |
|     | 3PT% | 1-1   | 100.0% |
|     | FT%  | 1-2   | 50%    |
| GM  | FG%  | 22-58 | 37.9%  |
|     | 3PT% | 9-28  | 32.1%  |
|     | FT%  | 7-15  | 46.7%  |

Dead Ball Rebounds: 7, 1

Technical Fouls: NONE

Clemson - 62

Record: 4-1

| NO.    | Name            | Min     | FG    | 3P    | FT    | Rebounds | Fouls | TP | AS | TO | ST | Blocks | +/- |
|--------|-----------------|---------|-------|-------|-------|----------|-------|----|----|----|----|--------|-----|
|        |                 |         | M/A   | M/A   | M/A   | OR       | DR    | PF | FD |    |    | BS     | BA  |
| 21     | Khavon Moore    | F 14:26 | 0-1   | 0-0   | 0-0   | 0 1 1    | 1 0   | 0  | 0  | 1  | 0  | 0      | 0   |
| 25     | Aamir Simms     | F 37:17 | 3-15  | 1-7   | 6-8   | 3 9 12   | 2 6   | 13 | 7  | 1  | 2  | 1      | 1   |
| 2      | Al-Amir Dawes   | G 33:49 | 3-6   | 2-3   | 0-2   | 0 2 2    | 3 2   | 8  | 3  | 7  | 3  | 0      | 1   |
| 13     | Tevin Mack      | G 42:47 | 8-15  | 5-10  | 1-2   | 1 8 9    | 2 2   | 22 | 1  | 0  | 1  | 0      | 0   |
| 15     | John Newman III | G 36:35 | 3-6   | 1-2   | 2-2   | 0 2 2    | 2 2   | 9  | 1  | 4  | 1  | 1      | 0   |
| 3      | Chase Hunter    | 15:19   | 0-1   | 0-0   | 0-0   | 0 0 0    | 2 1   | 0  | 2  | 2  | 1  | 0      | 0   |
| 10     | Curran Scott    | 25:03   | 2-7   | 1-4   | 2-2   | 0 2 2    | 1 1   | 7  | 0  | 1  | 0  | 1      | 0   |
| 55     | Trey Jemison    | 07:40   | 0-0   | 1-2   | 0-0   | 0 0 0    | 1 1   | 1  | 0  | 1  | 0  | 0      | -3  |
| 5      | Hunter Tyson    | 12:01   | 0-2   | 0-2   | 2-2   | 0 1 1    | 1 1   | 2  | 1  | 0  | 1  | 0      | -10 |
| Team   |                 |         |       |       |       | 0 0 0    | 0     | 0  | 0  |    |    |        |     |
| Totals |                 |         | 19-53 | 10-28 | 14-20 | 4 25 29  | 15 15 | 62 | 15 | 17 | 10 | 2      | 3   |

Shooting By Period

|     |      |       |       |
|-----|------|-------|-------|
| 1st | FG%  | 8-24  | 33.3% |
|     | 3PT% | 5-12  | 41.7% |
|     | FT%  | 2-2   | 100%  |
| 2nd | FG%  | 8-25  | 32.0% |
|     | 3PT% | 4-14  | 28.6% |
|     | FT%  | 9-10  | 90%   |
| OT  | FG%  | 3-4   | 75.0% |
|     | 3PT% | 1-2   | 50.0% |
|     | FT%  | 3-8   | 37.5% |
| GM  | FG%  | 19-53 | 35.8% |
|     | 3PT% | 10-28 | 35.7% |
|     | FT%  | 14-20 | 70.0% |

Dead Ball Rebounds: 5, 2

Technical Fouls: NONE

|                  | TCU           | CLE           |
|------------------|---------------|---------------|
| Biggest Lead     | 15 (2nd 7:39) | 6 (1st 16:24) |
| Best Scoring Run | 8 (1st 4:27)  | 15 (2nd 0:25) |
| Lead Changes     | 10            |               |
| Times Tied       | 6             |               |
| Time with Lead   | 23:04         | 14:06         |

|                       | TCU | CLE |
|-----------------------|-----|-----|
| Points from Turnovers | 18  | 17  |
| Paint                 | 24  | 10  |
| Second Chance         | 13  | 6   |
| Fast Breaks           | 10  | 7   |
| Bench                 | 25  | 10  |

|     | Period | 1st | 2nd | OT | Total |
|-----|--------|-----|-----|----|-------|
| TCU | 25     | 27  | 8   | 6  | 60    |
| CLE | 23     | 29  | 10  | 62 |       |

# GAME RECAPS

## GAME 7

No. 21/24 COLORADO 71  
CLEMSON 67

NOV. 26, 2019  
T-MOBILE ARENA • LAS VEGAS, NEV.

LAS VEGAS – Playing in the championship game of the 2019 MGM Resorts Main Event at T-Mobile Arena, the Clemson University men's basketball team came up short to the Colorado Buffaloes on Tuesday. Colorado outscored Clemson 38-31 in the second half, and Clemson ultimately fell 71-67.

Clemson (5-2) pulled off a second-half comeback in its semifinal matchup but was on the other end of a second-half turnaround in the championship. The Tigers led for over 34 minutes of the contest and were an efficient 40.8 percent from the floor. Clemson also knocked down eight 3-pointers and went 19-for-22 at the free-throw line. Colorado (5-0) excelled at the charity stripe, going 24-for-25 on free throws.

Leading the way for the Tigers was Aamir Simms, who matched his career high with 23 points and also corralled seven rebounds. John Newman III added 16 points and was a perfect 6-for-6 on free throws. In addition, Tevin Mack chipped in 11 points and hauled in nine boards. Tyler Bey paced the Buffaloes with 18 points and 10 rebounds.

Simms showed out in the first half, tallying 14 points and helping Clemson build a 10-point lead. Colorado was able to hang around, though, and trailed 36-33 at halftime. The Tigers led by as many as 12 points in the early goings of the second half, but the Buffaloes manufactured a 16-3 run that culminated in them going up 54-53 with 7:51 remaining. Clemson made several crucial defensive stops late in the action, but Colorado's stellar free-throw shooting enabled the Buffaloes to come out on top.

## GAME 8

CLEMSON 60  
MINNESOTA 78

DEC. 2, 2019  
WILLIAMS ARENA • MINNEAPOLIS, MINN.

MINNEAPOLIS – As part of the ACC/Big Ten Challenge, the Clemson University men's basketball team took on the Minnesota Golden Gophers at Williams Arena on Monday. Four different Tigers scored in double figures, but, in the end, the Golden Gophers came away with a 78-60 win.

Clemson's bench showed out on the evening, tallying 28 total points. The Tigers (5-3) were 23-of-50 from the floor for a shooting percentage of 46.0 percent. However, Minnesota (4-4) shot 53.8 percent and knocked down eight 3-pointers. Clemson racked up 36 points in the paint, but the Golden Gophers' 16 points off turnovers proved to be crucial.

Down low for the Tigers, Aamir Simms recorded 11 points and six rebounds, with nine of those points and five of those boards coming in the first half. Hunter Tyson provided Clemson with a lift off the bench via his two treys. Tyson was Clemson's leading scorer with 12 points to go along with his five rebounds. Also of note, Khavon Moore and Curran Scott scored 10 points apiece for the Tigers, and Moore hauled in six rebounds, as well. Minnesota's Marcus Carr sparked the Golden Gophers with 24 points, nine assists and five boards.

Minnesota jumped out to an early lead, with the Golden Gophers leading by as many as 11 points in the first half. Simms incited the Tigers with stellar play in the paint, though, and Clemson fought back, trailing by six points at halftime. After boasting a 35-29 advantage at the intermission, the Golden Gophers kept the Tigers at bay over the course of the second half, sinking five 3-balls over the course of the final 20 minutes of action and winning 78-60.

## GAME STATS



Official Basketball Box Score - Final  
Colorado at Clemson  
11/27/19 T-Mobile Arena, Las Vegas  
2019-20 Men's Basketball

Game Time: 4:30 AM  
Game Duration: 2:07

Officials: Ray Nash, Kelly Self, Larry Spaulding

| Colorado - 71 |                    |         |                  |     |         |            |          |    |         |    |        |    |
|---------------|--------------------|---------|------------------|-----|---------|------------|----------|----|---------|----|--------|----|
| Record: 5-0   |                    |         |                  |     |         |            |          |    |         |    |        |    |
| NO.           | Name               | Min     | FG               | 3P  | FT      | Rebounds   | Fouls    | TP | AS      | ST | Blocks | +/ |
|               |                    |         | M-A              | M-A | M-A     | OR DR TOT  | PF       |    |         |    | BS BA  |    |
| 21            | Evan Battey        | F 17:18 | 4-5              | 0-1 | 3-3     | 2 1 3 5 4  | 11       | 1  | 0       | 1  | 0 0 8  |    |
| 1             | Tyler Bey          | G 34:11 | 4-8              | 1-1 | 9-10    | 1 9 10 3 7 | 18       | 3  | 2       | 1  | 4 2 9  |    |
| 2             | Daylen Kountz      | G 16:19 | 1-2              | 0-1 | 4-4     | 0 1 1 1 2  | 6        | 1  | 0       | 1  | 0 0 1  |    |
| 5             | D'Shawn Schwartz   | G 30:16 | 3-9              | 2-5 | 4-4     | 1 4 5 2 3  | 12       | 2  | 1       | 1  | 0 0 0  |    |
| 25            | McKinley Wright    | G 37:26 | 3-13             | 0-2 | 4-4     | 1 5 6 0 4  | 10       | 5  | 3       | 2  | 0 1 7  |    |
| 00            | Shane Gating       | 21:59   | 2-5              | 1-4 | 0-0     | 0 1 1 1 1  | 5        | 1  | 2       | 0  | 0 0 1  |    |
| 23            | Lucas Slewert      | 19:53   | 1-4              | 1-4 | 0-0     | 1 1 2 3 0  | 3        | 0  | 1       | 0  | 0 0 -4 |    |
| 3             | Maddox Daniels     | 18:03   | 2-5              | 2-4 | 0-0     | 0 0 0 1 0  | 6        | 0  | 1       | 0  | 0 0 -1 |    |
| 5             | Dallas Walton      | 01:23   | 0-0              | 0-0 | 0-0     | 0 0 0 0 0  | 0        | 0  | 0       | 0  | 0 0 -3 |    |
| 24            | Eli Parquet        | 02:34   | 0-0              | 0-0 | 0-0     | 0 0 0 0 0  | 0        | 1  | 1       | 0  | 0 0 -3 |    |
| 10            | Alexander Strating | 00:38   | 0-0              | 0-0 | 0-0     | 0 0 0 0 0  | 0        | 0  | 0       | 0  | 0 0 -2 |    |
| Team          |                    |         | 2 2 4            |     | 0 0 1   |            | 0 0 1    |    | 14 12 6 |    | 4 3 4  |    |
| Totals        |                    |         | 20-51 7-22 24-25 |     | 8 24 32 |            | 16 21 71 |    | 14 12 6 |    | 4 3 4  |    |

Technical Fouls: NONE

| Clemson - 67 |                 |         |                  |     |         |           |          |    |         |    |        |    |
|--------------|-----------------|---------|------------------|-----|---------|-----------|----------|----|---------|----|--------|----|
| Record: 5-2  |                 |         |                  |     |         |           |          |    |         |    |        |    |
| NO.          | Name            | Min     | FG               | 3P  | FT      | Rebounds  | Fouls    | TP | AS      | ST | Blocks | +/ |
|              |                 |         | M-A              | M-A | M-A     | OR DR TOT | PF       |    |         |    | BS BA  |    |
| 21           | Khavon Moore    | F 15:05 | 1-2              | 1-1 | 0-0     | 0 1 1 3 0 | 3        | 1  | 2       | 2  | 0 0 1  |    |
| 25           | Aamir Simms     | F 35:37 | 7-14             | 2-5 | 7-9     | 3 4 7 3 8 | 23       | 4  | 0       | 1  | 2 1 5  |    |
| 2            | Al-Amir Dawes   | G 37:26 | 2-4              | 1-2 | 1-1     | 1 1 2 1 2 | 6        | 4  | 0       | 0  | 0 -8   |    |
| 13           | Tevin Mack      | G 37:56 | 3-11             | 1-5 | 4-4     | 0 9 9 2 2 | 11       | 1  | 1       | 2  | 1 -4   |    |
| 15           | John Newman III | G 31:37 | 4-8              | 2-3 | 6-6     | 0 1 1 5 3 | 16       | 3  | 2       | 1  | 0 -3   |    |
| 10           | Curran Scott    | 27:13   | 3-5              | 1-1 | 0-0     | 0 1 1 3 0 | 7        | 1  | 1       | 0  | 0 0 -1 |    |
| 5            | Hunter Tyson    | 10:43   | 0-5              | 0-4 | 1-2     | 2 1 3 0 1 | 1        | 0  | 0       | 1  | 0 -2   |    |
| 55           | Trey Jemison    | 04:23   | 0-0              | 0-0 | 0-0     | 0 0 0 4 0 | 0        | 0  | 3       | 0  | 0 -9   |    |
| Team         |                 |         | 0 0 0            |     | 0 0 0   |           | 0 0 0    |    | 16 13 7 |    | 3 4 -4 |    |
| Totals       |                 |         | 20-49 9-21 19-22 |     | 6 18 24 |           | 21 16 67 |    | 16 13 7 |    | 3 4 -4 |    |

Technical Fouls: NONE

|                  |                           | COL                        | CLE   |
|------------------|---------------------------|----------------------------|-------|
| Biggest lead     | 6 (2 <sup>nd</sup> 2:36)  | 12 (2 <sup>nd</sup> 14:38) |       |
| Best Scoring Run | 9 (2 <sup>nd</sup> 11:34) | 9 (2 <sup>nd</sup> 14:38)  |       |
| Lead Changes     | 3                         | 2                          |       |
| Times Tied       | 2                         | 0                          |       |
| Time with Lead   | 03:43                     | 34:12                      |       |
|                  |                           | Points from Turnovers      | 13 18 |
|                  |                           | Paint                      | 26 16 |
|                  |                           | Second Chance              | 13 3  |
|                  |                           | Fast Breaks                | 12 5  |
|                  |                           | Bench                      | 14 8  |
|                  |                           | Period by Period Scoring   |       |
|                  |                           | 1st 2nd TOT                |       |
|                  |                           | COL 33 38 71               |       |
|                  |                           | CLE 36 31 67               |       |

## GAME STATS



Official Basketball Box Score - Final  
Clemson at Minnesota  
12/02/19 Williams Arena, Minneapolis  
2019-20 Men's Basketball

Game Time: 2:00 AM  
Game Duration: 1:55  
Attendance: 10,148

Officials: Terry Ogblesby, Paul Seale, Courtney Green

| Clemson - 60 |                 |         |                  |     |         |           |          |    |        |    |           |    |
|--------------|-----------------|---------|------------------|-----|---------|-----------|----------|----|--------|----|-----------|----|
| Record: 5-3  |                 |         |                  |     |         |           |          |    |        |    |           |    |
| NO.          | Name            | Min     | FG               | 3P  | FT      | Rebounds  | Fouls    | TP | AS     | ST | Blocks    | +/ |
|              |                 |         | M-A              | M-A | M-A     | OR DR TOT | PF       |    |        |    | BS BA     |    |
| 21           | Khavon Moore    | F 23:37 | 5-9              | 0-0 | 0-0     | 2 4 6 1 1 | 10       | 1  | 0      | 0  | 0 1 -15   |    |
| 25           | Aamir Simms     | F 26:25 | 4-10             | 0-1 | 3-4     | 0 6 6 2 6 | 11       | 1  | 1      | 0  | 0 3 -17   |    |
| 2            | Al-Amir Dawes   | G 28:15 | 1-5              | 0-3 | 2-2     | 0 0 0 3 2 | 4        | 1  | 1      | 0  | 0 -20     |    |
| 13           | Tevin Mack      | G 24:26 | 1-4              | 0-1 | 0-3     | 0 3 3 2 2 | 0        | 2  | 0      | 0  | 0 -15     |    |
| 15           | John Newman III | G 30:32 | 2-6              | 0-1 | 1-2     | 1 2 3 3 3 | 5        | 0  | 3      | 0  | 0 -19     |    |
| 10           | Curran Scott    | 24:57   | 4-5              | 0-0 | 2-2     | 0 0 0 0 0 | 3        | 10 | 2      | 1  | 1 0 0 -12 |    |
| 55           | Trey Jemison    | 10:55   | 1-2              | 0-0 | 0-0     | 0 0 0 0 0 | 1        | 0  | 2      | 0  | 0 1 -3    |    |
| 5            | Hunter Tyson    | 23:13   | 3-6              | 2-5 | 4-4     | 0 5 5 1 2 | 12       | 2  | 1      | 0  | 0 0 3     |    |
| 32           | Paul Grindle    | 02:40   | 1-1              | 0-0 | 0-0     | 0 0 0 0 0 | 0        | 2  | 0      | 0  | 0 0 -2    |    |
| 11           | Parker Fox      | 01:40   | 0-0              | 0-0 | 0-0     | 0 0 0 0 0 | 0        | 0  | 0      | 0  | 0 0 -2    |    |
| 20           | O'Neil McBride  | 01:40   | 1-1              | 0-0 | 0-0     | 1 0 1 0 0 | 0        | 2  | 1      | 1  | 0 0 2     |    |
| 31           | Wells Hoag      | 01:40   | 0-1              | 0-0 | 0-0     | 1 0 1 0 0 | 0        | 0  | 0      | 0  | 0 0 -2    |    |
| Team         |                 |         | 1 0 1            |     | 0 0 0   |           | 0 0 0    |    | 8 10 1 |    | 1 5 -18   |    |
| Totals       |                 |         | 23-50 2-11 12-17 |     | 6 20 26 |           | 13 19 60 |    | 8 10 1 |    | 1 5 -18   |    |

Technical Fouls: NONE

| Minnesota - 78 |                |         |                  |     |         |           |          |    |        |    |        |    |
|----------------|----------------|---------|------------------|-----|---------|-----------|----------|----|--------|----|--------|----|
| Record: 4-4    |                |         |                  |     |         |           |          |    |        |    |        |    |
| NO.            | Name           | Min     | FG               | 3P  | FT      | Rebounds  | Fouls    | TP | AS     | ST | Blocks | +/ |
|                |                |         | M-A              | M-A | M-A     | OR DR TOT | PF       |    |        |    | BS BA  |    |
| 30             | Alihan Demir   | F 35:05 | 1-3              | 0-0 | 1-2     | 0 6 6 0 1 | 3        | 1  | 0      | 0  | 0 0 17 |    |
| 25             | Daniel Oturu   | G 24:23 | 9-11             | 0-0 | 3-5     | 1 3 4 4 3 | 21       | 0  | 2      | 0  | 4 0 24 |    |
| 0              | Payton Willis  | G 24:52 | 2-6              | 2-6 | 0-0     | 0 1 1 1 0 | 6        | 4  | 1      | 1  | 0 0 18 |    |
| 5              | Marcus Carr    | G 36:16 | 8-16             | 2-7 | 6-7     | 0 5 5 3 4 | 24       | 9  | 2      | 0  | 0 1 22 |    |
| 22             | Gabe Kalscheur | G 25:16 | 4-7              | 3-5 | 4-5     | 0 3 3 4 2 | 15       | 2  | 1      | 1  | 0 0 24 |    |
| 21             | Jarvis Omesa   | 11:43   | 1-2              | 0-0 | 0-0     | 1 0 1 4 1 | 2        | 0  | 0      | 0  | 1 0 0  |    |
| 42             | Michael Hurt   | 15:41   | 2-3              | 1-2 | 0-0     | 0 2 2 1 2 | 5        | 0  | 0      | 0  | 0 0 2  |    |
| 3              | Bryan Greenlee | 07:19   | 1-1              | 0-0 | 0-0     | 0 0 0 0 0 | 0        | 2  | 0      | 0  | 1 0 -5 |    |
| 1              | Tre Williams   | 06:56   | 0-2              | 0-1 | 0-0     | 1 1 1 0 0 | 1        | 0  | 1      | 2  | 0 0 -5 |    |
| 32             | Sam Freeman    | 06:09   | 0-0              | 0-0 | 0-0     | 0 1 1 1 0 | 0        | 0  | 0      | 0  | 0 0 -3 |    |
| 35             | Isaiah Ihnen   | 02:40   | 0-0              | 0-0 | 0-0     | 0 0 0 0 0 | 0        | 0  | 0      | 0  | 0 0 -2 |    |
| 10             | Brady Rudrud   | 01:40   | 0-1              | 0-1 | 0-0     | 0 0 0 0 0 | 0        | 0  | 0      | 0  | 0 0 -2 |    |
| Team           |                |         | 4 2 6            |     | 0 0 0   |           | 0 0 0    |    | 17 8 3 |    | 5 1 18 |    |
| Totals         |                |         | 28-52 8-22 14-19 |     | 6 24 30 |           | 19 13 78 |    | 17 8 3 |    | 5 1 18 |    |

Technical Fouls: NONE

|                  |                           | CLE                       | MIN   |
|------------------|---------------------------|---------------------------|-------|
| Biggest lead     | 0 (1 <sup>st</sup> 20:00) | 22 (2 <sup>nd</sup> 4:28) |       |
| Best Scoring Run | 9 (1 <sup>st</sup> 2:54)  | 8 (1 <sup>st</sup> 16:41) |       |
| Lead Changes     | 0                         | 0                         |       |
| Times Tied       | 1                         | 0                         |       |
| Time with Lead   | 00:00                     | 38:28                     |       |
|                  |                           | Points from Turnovers     | 4 16  |
|                  |                           | Paint                     | 36 40 |
|                  |                           | Second Chance             | 8 6   |
|                  |                           | Fast Breaks               | 10 17 |
|                  |                           | Bench                     | 28 9  |
|                  |                           | Period by Period Scoring  |       |
|                  |                           | 1st 2nd TOT               |       |
|                  |                           | CLE 29 31 60              |       |
|                  |                           | MIN 35 43 78              |       |

# GAME RECAPS

## GAME 9

**CLEMSON 53**  
**No. 17/19 FLORIDA STATE 72**

**DEC. 8, 2019**  
**DONALD L. TUCKER CENTER • TALLAHASSEE, FLA.**

TALLAHASSEE, Fla. – In an ACC battle defined by 3-pointers, the Clemson University men's basketball team lost to the No. 17/19 Florida State Seminoles on Sunday. The Tigers connected on nine treys at the Donald L. Tucker Center, but the Seminoles sank 15 3-balls of their own en route to winning 72-53.

Clemson (5-4, 0-2) went 9-for-27 from deep, and Florida State (8-2, 1-1) went 15-for-32 on shots from beyond the arc. Turnovers were integral in the contest, too, with the Seminoles and the Tigers suffering 13 and 18 turnovers, respectively. The Tigers scored 12 points off turnovers and recorded an overall shooting percentage of 36. However, the Seminoles were 46 percent on shots from the floor, and they pulled away from Clemson in the second half.

Tevin Mack manned the Tigers with 14 points, as he went 5-of-10 from the field and knocked down a pair of 3-pointers. Al-Amir Dawes added 13 points for Clemson, with 11 of his points coming in the first half. Aamir Simms registered eight points and four rebounds down low for Clemson. Three different Seminoles scored in double figures, including Devin Vassell, who led all scorers with 14 points.

The Tigers took a 6-point lead into halftime after shooting 46 percent from the field in the first 20 minutes of action. Clemson went 6-of-13 on 3-point shots and led by as many as eight points in the opening half. Simms drained a 3-ball as time expired in the first half, placing the Tigers ahead 33-27 at the intermission. The Seminoles came alive in the second half, though, connecting on 11 3-pointers and winning 72-53 in the end.

## GAME 10

**SOUTH CAROLINA 67**  
**CLEMSON 54**

**DEC. 15 2019**  
**LITTLEJOHN COLISEUM • CLEMSON, S.C.**

CLEMSON, S.C. – The Clemson University men's basketball team fell to the South Carolina Gamecocks at Littlejohn Coliseum on Sunday. The Tigers lost 67-54 in the Palmetto Series, ending the Tigers' 3-game winning streak in the annual rivalry. Aamir Simms manned the Tigers' efforts with 21 points and eight rebounds.

The Tigers (5-5) knocked down nine 3-pointers and forced 21 turnovers, but the Gamecocks (7-4) shot 45.1 percent from the field and made eight 3-balls of their own. Clemson fared well at the charity stripe, going 17-of-23 on free throws. A combined 21 steals took place in the hard-fought contest, and South Carolina won the rebounding margin 41-32.

Simms led all players in points and rebounds, and Al-Amir Dawes, who connected on a trio of 3-point shots, paced the Tigers with his 13 points, five boards and four assists. Also of note, Hunter Tyson made the first start of his career for Clemson, and the Tigers' John Newman III notched a career-high four steals.

Early on, Simms opened the scoring action with a 3-pointer. The big man tabbed 12 points in the first half. Clemson went on to manufacture a 7-0 run to take a 26-24 lead at the 2:42 mark of the first half. The two teams combined for 15 steals in the first half, and South Carolina, which shot 48 percent from the floor, held a 28-26 lead at halftime. In the second half, the Gamecocks used a 12-2 run to take a 9-point lead with 11:47 remaining, and they held off the Tigers the rest of the way, securing their 13-point victory.

## GAME STATS

Official Basketball Box Score - Final  
Clemson at Florida State  
12/08/19 Donald L. Tucker Center, Tallahassee  
2019-20 FSU Men's Basketball

Game Time: 2:00 PM  
Game Duration: 1:58  
Attendance: 7,834

Officials: Roger Ayers, Pat Driscoll, Brian O'Connell

| Clemson - 53 |                  |         |       |      |      |          |       |     |    |    |    |        | Record: 5-4 (0-2)     |                    |     |     |       |       |      |         |                        |       |       |  |  |
|--------------|------------------|---------|-------|------|------|----------|-------|-----|----|----|----|--------|-----------------------|--------------------|-----|-----|-------|-------|------|---------|------------------------|-------|-------|--|--|
| NO.          | Name             | Min     | FG    | 3P   | FT   | Rebounds | Fouls | TP  | AS | TO | ST | Blocks | +/                    | Shooting By Period |     |     |       |       |      |         |                        |       |       |  |  |
|              |                  |         | MA    | MA   | MA   | OR       | DR    | TOT | PF | FD |    | BS     | BA                    |                    | 1st | FG% | 12-26 | 46.2% |      |         |                        |       |       |  |  |
| 21           | Khavon Moore     | F 20:14 | 1-5   | 0-2  | 0-0  | 0        | 1     | 1   | 1  | 0  | 2  | 1      | 1                     | 1                  | 0   | 1   | 0     | 1     | -8   |         |                        |       |       |  |  |
| 25           | Aamir Simms      | F 27:10 | 3-7   | 2-3  | 0-0  | 2        | 2     | 4   | 4  | 8  | 1  | 2      | 1                     | 0                  | 2   | 12  |       |       | 3PT% | 6-13    | 46.2%                  |       |       |  |  |
| 2            | Al-Amir Dawes    | G 33:48 | 5-13  | 2-8  | 1-2  | 1        | 2     | 3   | 1  | 2  | 13 | 3      | 6                     | 0                  | 0   | 1   | 13    |       |      | FT%     | 3-5                    | 60%   |       |  |  |
| 13           | Tevin Mack       | G 30:57 | 5-10  | 2-4  | 2-5  | 1        | 2     | 3   | 2  | 4  | 14 | 2      | 3                     | 3                  | 0   | 0   | -14   |       |      | 2nd FG% | 7-27                   | 25.9% |       |  |  |
| 15           | John Newman III  | G 28:46 | 2-5   | 1-2  | 1-1  | 0        | 1     | 1   | 1  | 2  | 6  | 1      | 1                     | 0                  | 1   | 0   | 0     | -19   |      |         | 3rd FG%                | 3-14  | 21.4% |  |  |
| 10           | Curran Scott     | 16:33   | 2-5   | 1-2  | 2-2  | 0        | 4     | 4   | 2  | 1  | 7  | 0      | 3                     | 0                  | 0   | 0   | 2     | -7    |      |         | FT%                    | 3-5   | 60%   |  |  |
| 55           | Trey Jemison     | 11:08   | 0-1   | 0-0  | 0-0  | 0        | 0     | 0   | 3  | 0  | 0  | 0      | 1                     | 0                  | 1   | 0   | 1     | -6    |      |         | GM FG%                 | 19-53 | 35.8% |  |  |
| 1            | Jonathan Baethre | 13:25   | 0-1   | 0-0  | 0-0  | 1        | 2     | 3   | 0  | 0  | 0  | 0      | 1                     | 0                  | 0   | 0   | 0     | -8    |      |         | 3PT%                   | 9-27  | 33.3% |  |  |
| 5            | Hunter Tyson     | 12:50   | 1-5   | 1-4  | 0-0  | 1        | 3     | 4   | 0  | 1  | 3  | 0      | 0                     | 0                  | 0   | 0   | 0     | -4    |      |         | FT%                    | 6-10  | 60.0% |  |  |
| 32           | Paul Grindle     | 01:42   | 0-0   | 0-0  | 0-0  | 0        | 0     | 0   | 0  | 0  | 0  | 0      | 0                     | 0                  | 0   | 0   | 0     | -1    |      |         | Dead Ball Rebounds: 20 |       |       |  |  |
| 11           | Parker Fox       | 01:09   | 0-0   | 0-0  | 0-0  | 0        | 0     | 0   | 0  | 0  | 0  | 0      | 0                     | 0                  | 0   | 0   | 0     | -1    |      |         |                        |       |       |  |  |
| 20           | O'Neil McBride   | 01:09   | 0-0   | 0-0  | 0-0  | 1        | 0     | 1   | 0  | 0  | 0  | 0      | 0                     | 0                  | 0   | 0   | 0     | -1    |      |         |                        |       |       |  |  |
| 31           | Wells Hoag       | 01:09   | 0-1   | 0-1  | 0-0  | 0        | 0     | 0   | 0  | 0  | 0  | 0      | 0                     | 0                  | 0   | 0   | 0     | -1    |      |         |                        |       |       |  |  |
| Team         |                  |         |       |      |      | 4        | 4     | 8   |    |    |    |        |                       |                    |     |     |       |       |      |         |                        |       |       |  |  |
| Totals       |                  |         | 19-53 | 9-27 | 6-10 | 11       | 21    | 32  | 14 | 14 | 53 | 8      | 18                    | 5                  | 0   | 9   | -19   |       |      |         |                        |       |       |  |  |
|              |                  |         |       |      |      |          |       |     |    |    |    |        | Technical Fouls: NONE |                    |     |     |       |       |      |         |                        |       |       |  |  |

| Florida State - 72 |                    |         |       |       |      |          |       |     |    |    |    |        | Record: 8-2 (1-1) |                    |   |                    |                    |                     |       |       |  |  |  |  |  |
|--------------------|--------------------|---------|-------|-------|------|----------|-------|-----|----|----|----|--------|-------------------|--------------------|---|--------------------|--------------------|---------------------|-------|-------|--|--|--|--|--|
| NO.                | Name               | Min     | FG    | 3P    | FT   | Rebounds | Fouls | TP  | AS | TO | ST | Blocks | +/                | Shooting By Period |   |                    |                    |                     |       |       |  |  |  |  |  |
|                    |                    |         | M/A   | M/A   | M/A  | OR       | DR    | TOT | PF | FD |    |        | BS                | BA                 |   | 1 <sup>st</sup> FG | 1 <sup>st</sup> FT | 1 <sup>st</sup> FT% |       |       |  |  |  |  |  |
| 10                 | Malik Osborne      | F 22:02 | 2-5   | 1-4   | 0-0  | 1        | 5     | 6   | 3  | 1  | 5  | 1      | 1                 | 0                  | 2 | 0                  | 1                  | 3P%                 | 4-14  | 28.6% |  |  |  |  |  |
| 15                 | Dominik Olejniczak | C 07:39 | 0-3   | 0-0   | 0-0  | 3        | 0     | 3   | 2  | 0  | 0  | 1      | 1                 | 1                  | 0 | 0                  | -6                 | FT%                 | 3-4   | 75%   |  |  |  |  |  |
| 3                  | Trent Forrest      | G 29:57 | 4-8   | 1-3   | 0-0  | 0        | 3     | 3   | 2  | 2  | 9  | 5      | 2                 | 1                  | 0 | 0                  | 13                 | 2 <sup>nd</sup> FG  | 15-25 | 60%   |  |  |  |  |  |
| 23                 | M.J. Walker        | G 28:23 | 3-9   | 3-6   | 2-2  | 0        | 0     | 0   | 1  | 4  | 11 | 2      | 3                 | 1                  | 0 | 0                  | 14                 | 3P%                 | 11-18 | 61.1% |  |  |  |  |  |
| 24                 | Devin Vassell      | G 27:44 | 6-10  | 2-6   | 0-2  | 1        | 8     | 9   | 1  | 1  | 14 | 2      | 2                 | 1                  | 3 | 0                  | 22                 | FT%                 | 4-6   | 66.7% |  |  |  |  |  |
| 1                  | RaQuan Gray        | 16:55   | -2    | -2    | -4   | 0        | 2     | 2   | 3  | 7  | 1  | 0      | 1                 | 1                  | 0 | 14                 | GM FG%             | 25-54               | 46.3% |       |  |  |  |  |  |
| 5                  | Balsa Koprivica    | 07:31   | 1-1   | 0-0   | 0-0  | 0        | 0     | 0   | 0  | 2  | 0  | 1      | 0                 | 1                  | 0 | 1                  | 3P%                | 15-32               | 46.9% |       |  |  |  |  |  |
| 2                  | Anthony Pollie     | 17:51   | 4-7   | 4-6   | 0-0  | 1        | 2     | 3   | 0  | 0  | 12 | 2      | 1                 | 0                  | 0 | 9                  | FT%                | 7-10                | 70%   |       |  |  |  |  |  |
| 4                  | Patrick Williams   | 25:48   | 3-6   | 2-4   | 1-2  | 1        | 3     | 4   | 2  | 2  | 9  | 0      | 0                 | 0                  | 2 | 0                  | 19                 | Dead Ball Rebounds  |       |       |  |  |  |  |  |
| 0                  | RaQuan Evans       | 11:25   | 0-1   | 0-0   | 0-0  | 0        | 1     | 1   | 0  | 1  | 0  | 2      | 2                 | 1                  | 0 | 0                  | 9                  |                     |       |       |  |  |  |  |  |
| 12                 | Justin Lindner     | 01:09   | 0-1   | 0-0   | 0-0  | 0        | 0     | 0   | 0  | 0  | 3  | 0      | 0                 | 0                  | 0 | 1                  |                    |                     |       |       |  |  |  |  |  |
| 20                 | Travis Light       | 01:09   | 0-0   | 0-0   | 0-0  | 0        | 0     | 0   | 0  | 0  | 0  | 0      | 0                 | 0                  | 0 | 0                  | 1                  |                     |       |       |  |  |  |  |  |
| 33                 | Will Miles         | 01:09   | 0-0   | 0-0   | 0-0  | 0        | 0     | 0   | 0  | 0  | 0  | 0      | 0                 | 0                  | 0 | 0                  | 1                  |                     |       |       |  |  |  |  |  |
| 42                 | Cleveland Yates    | 00:39   | 0-1   | 0-0   | 0-0  | 0        | 0     | 0   | 0  | 0  | 0  | 0      | 0                 | 0                  | 0 | 0                  | -2                 |                     |       |       |  |  |  |  |  |
| 44                 | Ty Hands           | 00:39   | 0-0   | 0-0   | 0-0  | 0        | 0     | 0   | 0  | 1  | 0  | 0      | 0                 | 0                  | 0 | 0                  | -2                 |                     |       |       |  |  |  |  |  |
| Team               |                    |         |       |       |      |          |       |     |    |    |    |        | 2                 | 3                  |   |                    |                    |                     |       |       |  |  |  |  |  |
| Totals             |                    |         | 25-54 | 15-32 | 7-10 | 9        | 25    | 34  | 14 | 14 | 72 | 16     | 13                | 6                  | 9 | 0                  | 19                 | Technical Fouls     |       |       |  |  |  |  |  |

| Shooting By Period  |       |       |       |    |    |    |    |          |       |    |    |    | Record: 8-2 (1-1) |                     |       |       |       |    |    |    |    |          |       |    |    |    |    |        |    |
|---------------------|-------|-------|-------|----|----|----|----|----------|-------|----|----|----|-------------------|---------------------|-------|-------|-------|----|----|----|----|----------|-------|----|----|----|----|--------|----|
| 1st                 | 2nd   | 3rd   | 4th   | OT | FG | 3P | FT | Rebounds | Fouls | TP | AS | TO | ST                | 1st                 | 2nd   | 3rd   | 4th   | OT | FG | 3P | FT | Rebounds | Fouls | TP | AS | TO | ST | Blocks | +/ |
| 1st                 | FG%   | 10-29 | 34.5% |    |    |    |    |          |       |    |    |    |                   | 1st                 | FG%   | 10-29 | 34.5% |    |    |    |    |          |       |    |    |    |    |        |    |
| 2nd                 | FG%   | 11-25 | 44.0% |    |    |    |    |          |       |    |    |    |                   | 2nd                 | FG%   | 11-25 | 44.0% |    |    |    |    |          |       |    |    |    |    |        |    |
| 3rd                 | FG%   | 11-18 | 61.1% |    |    |    |    |          |       |    |    |    |                   | 3rd                 | FG%   | 11-18 | 61.1% |    |    |    |    |          |       |    |    |    |    |        |    |
| 4th                 | FG%   | 11-18 | 61.1% |    |    |    |    |          |       |    |    |    |                   | 4th                 | FG%   | 11-18 | 61.1% |    |    |    |    |          |       |    |    |    |    |        |    |
| OT                  | FG%   | 11-18 | 61.1% |    |    |    |    |          |       |    |    |    |                   | OT                  | FG%   | 11-18 | 61.1% |    |    |    |    |          |       |    |    |    |    |        |    |
| GM                  | FG%   | 25-64 | 46.3% |    |    |    |    |          |       |    |    |    |                   | GM                  | FG%   | 25-64 | 46.3% |    |    |    |    |          |       |    |    |    |    |        |    |
| FT%                 | 15-32 | 46.9% |       |    |    |    |    |          |       |    |    |    |                   | FT%                 | 15-32 | 46.9% |       |    |    |    |    |          |       |    |    |    |    |        |    |
| 3P%                 | 7-10  | 70.0% |       |    |    |    |    |          |       |    |    |    |                   | 3P%                 | 7-10  | 70.0% |       |    |    |    |    |          |       |    |    |    |    |        |    |
| Dead Ball Rebounds: | 2     | 0     |       |    |    |    |    |          |       |    |    |    |                   | Dead Ball Rebounds: | 2     | 0     |       |    |    |    |    |          |       |    |    |    |    |        |    |

## GAME STATS

Official Basketball Box Score - Final  
South Carolina at Clemson  
12/15/19 Littlejohn Coliseum, Clemson  
2019-20 Men's Basketball

Game Time: 5:00 PM  
Game Duration: 2:16  
Attendance: 6,364

Officials: Ted Valentine, Michael Stephens, Doug Shows

| South Carolina - 67 |                    |         |       |      |       |          |       |    |    | Record: 7-4 |    |        |    |                    |     |     |       |                         |                        |
|---------------------|--------------------|---------|-------|------|-------|----------|-------|----|----|-------------|----|--------|----|--------------------|-----|-----|-------|-------------------------|------------------------|
| NO.                 | Name               | Min     | FG    | 3P   | FT    | Rebounds | Fouls | TP | AS | TO          | ST | Blocks | +/ | Shooting By Period |     |     |       |                         |                        |
|                     |                    | Min     | MA    | MA   | MA    | OR       | DR    | PF | FD |             |    | BS     | BA |                    | 1st | FG  | 12-25 | 48.0%                   |                        |
| 10                  | Justin Minaya      | F 19:16 | 1-4   | 1-3  | 0-0   | 3        | 3     | 6  | 5  | 0           | 3  | 0      | 0  | 0                  | 3   | 1st | 3-15  | 20%                     | 60.0%                  |
| 21                  | Mark Kotsur        | F 38:19 | 3-7   | 0-0  | 5-9   | 2        | 5     | 7  | 3  | 7           | 11 | 2      | 3  | 0                  | 0   | 13  | 2nd   | FG <td>1-2 50%</td>     | 1-2 50%                |
| 24                  | Keyshawn Bryant    | F 28:59 | 2-6   | 0-1  | 3-4   | 1        | 3     | 4  | 3  | 6           | 7  | 0      | 3  | 3                  | 2   | 1   | 3rd   | FG <td>11-26 42.3%</td> | 11-26 42.3%            |
| 00                  | A.J. Lawson        | G 30:03 | 8-15  | 4-7  | 0-0   | 0        | 6     | 6  | 3  | 0           | 20 | 3      | 5  | 3                  | 0   | 1   | 4th   | FG <td>5-13 38.5%</td>  | 5-13 38.5%             |
| 52                  | Jair Bolden        | G 24:14 | 3-8   | 2-6  | 2-2   | 0        | 3     | 3  | 0  | 1           | 10 | 3      | 2  | 2                  | 0   | 0   | FT    | 12-17                   | 70.6%                  |
| 5                   | Jermaine Cousinard | 13:23   | 1-2   | 1-1  | 1-2   | 0        | 2     | 2  | 4  | 1           | 4  | 1      | 2  | 0                  | 1   | 0   | GM    | FG                      | 23-51 45.1%            |
| 14                  | Nathan Nelson      | 04:33   | 0-0   | 0-0  | 0-0   | 0        | 0     | 0  | 0  | 0           | 0  | 0      | 0  | 0                  | 0   | 0   | FT    | 8-18                    | 44.4%                  |
| 12                  | Trae Hannibal      | 16:10   | 2-5   | 0-0  | 0-0   | 1        | 3     | 4  | 1  | 1           | 4  | 2      | 1  | 1                  | 0   | 0   | FT    | 12-19                   | 63.2%                  |
| 15                  | Wildens Leveque    | 01:47   | 0-0   | 0-0  | 0-0   | 0        | 0     | 0  | 0  | 0           | 0  | 0      | 0  | 0                  | 0   | 0   | FT    | 1-1                     | 0.0%                   |
| 20                  | Alanzo Frink       | 20:24   | 3-4   | 0-0  | 2-2   | 3        | 3     | 6  | 2  | 1           | 8  | 0      | 0  | 1                  | 0   | 0   | FT    | 1-1                     | 0.0%                   |
| 1                   | T.J. Moss          | 04:52   | 0-0   | 0-0  | 0-0   | 0        | 0     | 0  | 0  | 0           | 0  | 0      | 0  | 0                  | 0   | 0   | FT    | 1-1                     | 0.0%                   |
| Team                |                    |         |       |      |       | 1        | 2     | 3  |    |             |    | 0      | 4  |                    |     |     |       |                         | Dead Ball Rebounds: 10 |
| Totals              |                    |         | 23-51 | 8-18 | 13-19 | 11       | 30    | 41 | 24 | 17          | 67 | 21     | 21 | 10                 | 3   | 2   | 13    |                         |                        |

# GAME RECAPS

## GAME 11

JACKSONVILLE 39  
CLEMSON 68

DEC. 20, 2019  
LITTLEJOHN COLISEUM • CLEMSON, S.C.

CLEMSON, S.C. – A combination of impressive shooting from 3-point range and swarming defense enabled the Clemson University men's basketball team to collect a dominant win versus the Jacksonville Dolphins on Friday. Clemson knocked down eight 3-pointers in the game and outscored Jacksonville by 20 points in the second half, with the Tigers winning 68-39 at Littlejohn Coliseum.

Clemson (6-5) shot 43.9 percent from the field and limited Jacksonville (7-7) to a shooting percentage of 25.5. The Tigers also corralled 43 rebounds, 11 more boards than the Dolphins tallied, and scored 22 points in the paint. In addition, Clemson won its 24th consecutive game in which its opponent was held to 50 points or fewer.

Aamir Simms dominated on both ends of the floor for the Tigers, scoring a game-high 18 points and tallying five rebounds. Simms was a perfect 3-for-3 on 3-point shots, and Curran Scott sank a trio of 3-balls for the Tigers, too. Scott amassed a season-best 15 points and went 7-for-9 on free throws. Tevin Mack pulled down 11 rebounds to go along with his seven points for Clemson, and Clyde Trapp made his season debut for the Tigers, attaining four points and two assists. Kevin Norman led the Dolphins with 16 points.

Six of Clemson's eight treys came in the first half, with the Tigers shooting 45.2 percent from the field over the course of the first 20 minutes of action. Simms was 4-for-5 on field goal attempts in the first half, notching 10 points in total. The Tigers scored 12 points off Jacksonville turnovers in the first half, and Clemson boasted a 37-28 lead at the intermission.

The Tigers controlled the second half from start to finish, outscoring the Dolphins 31-11 following halftime. Clemson used a 9-0 run to build a 56-37 advantage at the 8:37 mark. That 9-point swing included a scoreless drought for Jacksonville that spanned nearly seven minutes of play. Manufacturing a 21-2 run over the course of the final 11:51, Clemson accrued a dominant 29-point victory.

The 11 second half points allowed are the fewest Clemson has allowed under head coach Brad Brownell in his tenure.

## GAME STATS



Official Basketball Box Score - Final  
Jacksonville at Clemson  
12/21/19 Littlejohn Coliseum, Clemson  
2019-20 Men's Basketball

Game Time: 2:00 AM  
Game Duration: 1:50  
Attendance: 5,632

Officials: Lee Cassell, Mike Eades, Jermel Spearman

| Jacksonville - 39 |                    |         |       |      |     |          |       |    |    |    |    |        |
|-------------------|--------------------|---------|-------|------|-----|----------|-------|----|----|----|----|--------|
| Record: 7-7       |                    |         |       |      |     |          |       |    |    |    |    |        |
| NO.               | Name               | Min     | FG    | 3P   | FT  | Rebounds | Fouls | TP | AS | TO | ST | Blocks |
|                   |                    |         | M-A   | M-A  | M-A | OR       | DR    | PF |    |    |    | BS     |
| 0                 | Kevin Norman       | 22:13   | 6-15  | 3-10 | 1-1 | 1        | 3     | 4  | 2  | 1  | 1  | 0      |
| 13                | Byron Workman      | F 30:09 | 1-5   | 0-0  | 0-0 | 1        | 5     | 6  | 2  | 2  | 2  | 0      |
| 5                 | Deanthony McCallum | G 31:52 | 3-7   | 2-5  | 2-2 | 0        | 2     | 2  | 0  | 1  | 1  | 0      |
| 10                | Aamir Simms        | G 28:02 | 0-8   | 0-5  | 0-0 | 0        | 4     | 1  | 0  | 0  | 4  | 2      |
| 23                | Destin Barnes      | G 28:53 | 2-5   | 2-4  | 0-0 | 0        | 1     | 1  | 2  | 0  | 6  | 0      |
| 14                | Mo Arnold          | 20:33   | 0-4   | 0-3  | 0-0 | 1        | 2     | 3  | 1  | 0  | 0  | 0      |
| 22                | Dante Wood         | 19:26   | 2-7   | 0-0  | 1-4 | 5        | 4     | 9  | 1  | 2  | 5  | 2      |
| 11                | Trey Sides         | 08:16   | 0-0   | 0-0  | 0-0 | 0        | 1     | 1  | 2  | 0  | 0  | 0      |
| 21                | Derrick Flowers    | 08:54   | 0-2   | 0-2  | 0-0 | 0        | 0     | 0  | 0  | 1  | 0  | 0      |
| 2                 | Corey Romich       | 01:40   | 0-2   | 0-2  | 0-0 | 0        | 0     | 0  | 0  | 0  | 0  | 0      |
| Team              |                    |         | 0     |      |     | 2        | 2     | 2  | 0  | 0  | 1  | 0      |
| Totals            |                    |         | 14-55 | 7-31 | 4-7 | 8        | 24    | 32 | 11 | 7  | 39 | 9      |

| Shooting By Period |       |       |       |
|--------------------|-------|-------|-------|
| 1st                | 2nd   | 3rd   | 4th   |
| FG%                | 45.2% | 33.3% | 33.3% |
| 3PT%               | 45.2% | 33.3% | 33.3% |
| FT%                | 45.2% | 33.3% | 33.3% |
| GM FG%             | 45.2% | 33.3% | 33.3% |
| GM 3PT%            | 45.2% | 33.3% | 33.3% |
| GM FT%             | 45.2% | 33.3% | 33.3% |

Dead Ball Rebounds: 2, 0

Technical Fouls: NONE

| Clemson - 68 |                 |         |       |      |       |          |       |    |    |    |    |        |
|--------------|-----------------|---------|-------|------|-------|----------|-------|----|----|----|----|--------|
| Record: 6-5  |                 |         |       |      |       |          |       |    |    |    |    |        |
| NO.          | Name            | Min     | FG    | 3P   | FT    | Rebounds | Fouls | TP | AS | TO | ST | Blocks |
|              |                 |         | M-A   | M-A  | M-A   | OR       | DR    | PF |    |    |    | BS     |
| 25           | Aamir Simms     | F 25:46 | 7-8   | 3-3  | 1-1   | 3        | 2     | 5  | 3  | 2  | 19 | 0      |
| 2            | Al-Amir Dawes   | G 28:03 | 1-8   | 1-6  | 0-0   | 0        | 4     | 4  | 1  | 0  | 3  | 4      |
| 10           | Curran Scott    | G 36:58 | 3-8   | 2-6  | 7-9   | 0        | 2     | 2  | 0  | 4  | 15 | 2      |
| 13           | Tevin Mack      | G 31:55 | 3-9   | 1-4  | 0-0   | 1        | 10    | 11 | 0  | 2  | 7  | 1      |
| 15           | John Newman III | G 18:02 | 3-7   | 1-3  | 1-2   | 0        | 2     | 2  | 1  | 1  | 8  | 2      |
| 21           | Khavon Moore    | 15:19   | 2-3   | 0-1  | 0-0   | 3        | 2     | 5  | 1  | 0  | 4  | 1      |
| 55           | Trey Jemison    | 10:38   | 2-2   | 0-0  | 1-1   | 1        | 3     | 4  | 0  | 1  | 5  | 0      |
| 5            | Hunter Tyson    | 14:30   | 1-5   | 0-3  | 0-0   | 1        | 7     | 8  | 0  | 0  | 2  | 1      |
| 0            | Clyde Trapp     | 12:18   | 2-5   | 0-2  | 0-0   | 0        | 0     | 0  | 0  | 1  | 4  | 2      |
| 32           | Paul Grindle    | 01:40   | 1-1   | 0-0  | 0-0   | 0        | 0     | 0  | 0  | 0  | 0  | 0      |
| 11           | Parker Fox      | 01:37   | 0-0   | 0-0  | 0-0   | 0        | 1     | 1  | 0  | 0  | 0  | 0      |
| 20           | O'Neil McBride  | 01:37   | 0-1   | 0-0  | 0-0   | 0        | 0     | 0  | 0  | 0  | 0  | 0      |
| 31           | Wells Hoag      | 01:37   | 0-0   | 0-0  | 0-0   | 0        | 0     | 0  | 0  | 0  | 0  | 0      |
| Team         |                 |         | 0     |      |       | 1        | 1     | 0  | 0  | 0  | 0  | 0      |
| Totals       |                 |         | 25-57 | 8-28 | 10-13 | 9        | 34    | 43 | 7  | 11 | 58 | 13     |

| Shooting By Period |       |       |       |
|--------------------|-------|-------|-------|
| 1st                | 2nd   | 3rd   | 4th   |
| FG%                | 45.2% | 33.3% | 33.3% |
| 3PT%               | 45.2% | 33.3% | 33.3% |
| FT%                | 45.2% | 33.3% | 33.3% |
| GM FG%             | 45.2% | 33.3% | 33.3% |
| GM 3PT%            | 45.2% | 33.3% | 33.3% |
| GM FT%             | 45.2% | 33.3% | 33.3% |

Dead Ball Rebounds: 2, 0

Technical Fouls: NONE

| JVL              |               | CLE           |               |
|------------------|---------------|---------------|---------------|
| Biggest lead     | 0 (1st 20:00) | 29 (2nd 0:16) | 29 (2nd 0:16) |
| Best Scoring Run | 5 (1st 3:37)  | 12 (2nd 0:16) | 12 (2nd 0:16) |
| Lead Changes     | 0             | 0             | 0             |
| Times Tied       | 0             | 0             | 0             |
| Time with Lead   | 00:00         | 39:43         | 39:43         |

| JVL                   |    | CLE |    |
|-----------------------|----|-----|----|
| Points from Turnovers | 5  | 17  | 17 |
| Points from Paint     | 10 | 22  | 22 |
| Second Chance         | 5  | 5   | 5  |
| Fast Breaks           | 2  | 0   | 0  |
| Bench                 | 5  | 17  | 17 |

## GAME 12

YALE 54  
CLEMSON 45

DEC. 22, 2019  
LITTLEJOHN COLISEUM • CLEMSON, S.C.

CLEMSON, S.C. – Taking part in its final non-conference game of the regular season, the Clemson University men's basketball team lost to the Yale Bulldogs on Sunday. Defense was a fixture of the matchup, which saw Yale come away with a 54-45 win at Littlejohn Coliseum.

The Tigers (6-6) forced 19 turnovers and scored a combined 22 points off those turnovers. Clemson also benefited from 23 points being scored by bench players. The Bulldogs (10-3) shot 42.6 percent from the field, though, and limited the Tigers to a shooting percentage of 31.9. Yale also won the rebounding margin 35-27 and scored 28 points in the paint.

Hunter Tyson provided the Tigers with a big lift off the bench by tallying 11 points and four steals. Tyson threw down a pair of emphatic dunks, both of which came out of the fast break. Aamir Simms added 10 points for the Tigers and pulled down seven rebounds, as well. Three different Bulldogs scored in double figures, including leading scorer Paul Atkinson, who recorded a game-high 20 points.

In the first half, Clemson scored 16 of its 19 points in the paint and was credited with forcing nine Yale turnovers. However, the Bulldogs shot 43.5 percent from the floor and sported a 24-19 advantage at halftime. The Tigers came out firing to start the second half, manufacturing a 6-0 run that provided them with the lead. Later in the half, a 10-0 Clemson run resulted in the Tigers going up 38-36 at the 8:55 mark. Yale was able to shake off a scoreless drought that lasted over 4 1/2 minutes after that, and the Bulldogs pulled away from the Tigers down the stretch.

## GAME STATS



Official Basketball Box Score - Final  
Yale at Clemson  
12/22/19 Littlejohn Coliseum, Clemson  
2019-20 Men's Basketball

Game Time: 9:00 PM  
Game Duration: 1:58  
Attendance: 5,632

Officials: Ron Groover, Jamie Luckie, Jeffrey Anderson

| Yale - 54    |                |         |       |      |      |          |       |    |    |    |    |        |
|--------------|----------------|---------|-------|------|------|----------|-------|----|----|----|----|--------|
| Record: 10-3 |                |         |       |      |      |          |       |    |    |    |    |        |
| NO.          | Name           | Min     | FG    | 3P   | FT   | Rebounds | Fouls | TP | AS | TO | ST | Blocks |
|              |                |         | M-A   | M-A  | M-A  | OR       | DR    | PF |    |    |    | BS     |
| 20           | Paul Atkinson  | F 37:08 | 8-10  | 1-1  | 3-5  | 1        | 3     | 4  | 1  | 5  | 20 | 4      |
| 23           | Jordan Bruner  | F 33:42 | 3-9   | 2-5  | 2-2  | 2        | 11    | 13 | 2  | 2  | 10 | 2      |
| 0            | Jalen Gabbidon | G 22:25 | 3-6   | 0-1  | 0-0  | 1        | 2     | 3  | 4  | 1  | 6  | 1      |
| 2            | Eric Monroe    | G 35:32 | 1-3   | 0-2  | 1-2  | 0        | 6     | 6  | 2  | 3  | 1  | 4      |
| 5            | Azar Swain     | G 34:35 | 3-11  | 2-8  | 2-3  | 0        | 2     | 2  | 1  | 2  | 10 | 2      |
| 10           | Mathew Cotton  | 19:00   | 0-3   | 0-2  | 0-0  | 1        | 1     | 2  | 0  | 1  | 0  | 0      |
| 14           | Jameel Alausa  | 09:10   | 1-3   | 0-0  | 1-1  | 1        | 2     | 3  | 2  | 3  | 0  | 0      |
| 3            | August Mahoney | 05:45   | 0-1   | 0-1  | 0-0  | 0        | 0     | 0  | 3  | 0  | 0  | 0      |
| 35           | Isaiah Kelly   | 02:16   | 0-0   | 0-0  | 0-0  | 0        | 0     | 0  | 1  | 0  | 0  | 0      |
| 1            | Eze Dike       | 00:27   | 1-1   | 0-0  | 0-0  | 0        | 0     | 0  | 0  | 0  | 0  | 0      |
| Team         |                |         | 1     |      |      | 1        | 2     | 0  | 0  | 0  | 0  | 0      |
| Totals       |                |         | 20-47 | 5-20 | 9-13 | 7        | 28    | 35 | 16 | 16 | 54 | 10     |

| Shooting By Period |       |       |       |
|--------------------|-------|-------|-------|
| 1st                | 2nd   | 3rd   | 4th   |
| FG%                | 43.5% | 33.3% | 33.3% |
| 3PT%               | 43.5% | 33.3% | 33.3% |
| FT%                | 43.5% | 33.3% | 33.3% |
| GM FG%             | 43.5% | 33.3% | 33.3% |
| GM 3PT%            | 43.5% | 33.3% | 33.3% |
| GM FT%             | 43.5% | 33.3% | 33.3% |

Dead Ball Rebounds: 2, 0

Technical Fouls: NONE

| Clemson - 45 |                 |         |       |      |       |          |       |    |    |    |    |        |
|--------------|-----------------|---------|-------|------|-------|----------|-------|----|----|----|----|--------|
| Record: 6-6  |                 |         |       |      |       |          |       |    |    |    |    |        |
| NO.          | Name            | Min     | FG    | 3P   | FT    | Rebounds | Fouls | TP | AS | TO | ST | Blocks |
|              |                 |         | M-A   | M-A  | M-A   | OR       | DR    | PF |    |    |    | BS     |
| 25           | Aamir Simms     | F 34:48 | 4-14  | 1-5  | 1-2   | 2        | 5     | 7  | 2  | 6  | 10 | 0      |
| 2            | Al-Amir Dawes   | G 35:28 | 0-5   | 0-3  | 2-2   | 0        | 6     | 6  | 2  | 1  | 2  | 0      |
| 10           | Curran Scott    | G 18:09 | 0-3   | 0-2  | 0-0   | 0        | 0     | 0  | 0  | 4  | 0  | 0      |
| 13           | Tevin Mack      | G 16:27 | 0-3   | 0-2  | 0-0   | 1        | 1     | 2  | 1  | 1  | 0  | 1      |
| 15           | John Newman III | G 35:19 | 3-8   | 0-2  | 1-2   | 0        | 2     | 2  | 1  | 2  | 7  | 1      |
| 5            | Hunter Tyson    | 23:33   | 4-7   | 1-3  | 2-2   | 0        | 2     | 2  | 2  | 2  | 11 | 0      |
| 0            | Clyde Trapp     | 20:50   | 2-3   | 1-2  | 2-4   | 0        | 0     | 1  | 1  | 2  | 7  | 1      |
| 21           | Khavon Moore    | 10:15   | 2-3   | 1-1  | 3-4   | 1        | 1     | 2  | 0  | 2  | 8  | 0      |
| 55           | Trey Jemison    | 05:22   | 0-1   | 0-0  | 0-0   | 1        | 0     | 1  | 0  | 3  | 0  | 0      |
| Team         |                 |         | 1     |      |       | 4        | 5     | 0  | 0  | 0  | 0  | 0      |
| Totals       |                 |         | 15-47 | 4-20 | 11-16 | 6        | 21    | 27 | 16 | 16 | 45 | 4      |

| Shooting By Period |       |       |       |
|--------------------|-------|-------|-------|
| 1st                | 2nd   | 3rd   | 4th   |
| FG%                | 33.3% | 33.3% | 33.3% |
| 3PT%               | 33.3% | 33.3% | 33.3% |
| FT%                | 33.3% | 33.3% | 33.3% |
| GM FG%             | 33.3% | 33.3% | 33.3% |
| GM 3PT%            | 33.3% | 33.3% | 33.3% |
| GM FT%             | 33.3% | 33.3% | 33.3% |

Dead Ball Rebounds: 3, 1

Technical Fouls: NONE

| YALE             |               | CLE           |               |
|------------------|---------------|---------------|---------------|
| Biggest lead     | 12 (2nd 0:11) | 5 (1st 0:21)  | 5 (1st 0:21)  |
| Best Scoring Run | 8 (1st 5:12)  | 10 (2nd 8:55) | 10 (2nd 8:55) |
| Lead Changes     | 9             | 9             | 9             |
| Times Tied       | 5             | 5             | 5             |
| Time with Lead   | 24:56         | 10:24         | 10:24         |



# GAME RECAPS

## GAME 13

MIAMI 73  
CLEMSON 68

DEC. 31, 2019  
LITTLEJOHN COLISEUM • CLEMSON, S.C.

CLEMSON, S.C. – Coming up short in an overtime duel, the Clemson University men's basketball team fell to the Miami Hurricanes at Littlejohn Coliseum on Tuesday. Closing out the 2019 portion of their schedule with a heartbreaking New Year's Eve contest, the Tigers were edged out 73-68 in overtime.

In the evenly matched game, Clemson (6-7, 0-3) shot 43.5 percent from the field while Miami (9-3, 1-1) produced a 43.8 shooting percentage. The Tigers won the rebounding margin by a tally of 38-36 and scored 16 points off 12 Hurricane turnovers. Furthermore, Clemson sank six 3-pointers and racked up 40 points in the paint. The Hurricanes knocked down eight treys of their own and shot 90.0 percent from the free throw line.

Aamir Simms manned the Tigers' efforts with 21 points and eight rebounds. Simms went 8-of-14 from the floor and was one of three Tigers to reach double figures on the day. It marked Simms' fourth 20-point game of his career. Clyde Trapp contributed 13 points, going 3-of-5 on shots from beyond the arc, and corralled five boards. Curran Scott notched 10 points of 5-of-9 shooting, and John Newman III matched his career high with seven rebounds to go along with his seven points. Miami floor general Chris Lykes led the Hurricanes with a game-high 27 points.

On top of ending the second half in a deadlock, the Hurricanes and the Tigers were knotted up at the end of the first half, too, as the game stood at 26-26 during the intermission. Clemson used an 8-0 run to take a 13-4 lead at the 13:14 mark of the first half and went on to connect on four 3-balls in the first half. The Tigers took control of the contest early in the second half, manufacturing a 9-0 run en route to taking a 35-28 lead just over 3 ½ minutes into the second half.

Clemson led by as many as 10 points, but a 7-0 run by Miami cut that lead down to three points. The Hurricanes put together a 15-2 run that spanned 5:08, resulting in them going up 60-57 with 3:25 remaining. The Tigers responded, though, and a 3-point play by Clemson's Hunter Tyson placed Clemson ahead 62-60 with 1:59 on the game clock. However, Miami was able to force overtime, with the game tied 62-62, and the Hurricanes then outscored the Tigers 11-6 in the extra period. The Hurricanes closed out the game on a 7-0 run, with a 3-pointer by Dejan Vasiljevic in the final minute giving Miami the lead for good.

## GAME 14

NC STATE 70  
CLEMSON 81

JAN. 4, 2020  
LITTLEJOHN COLISEUM • CLEMSON, S.C.

CLEMSON, S.C. – In a high-flying contest at Littlejohn Coliseum, the Clemson University men's basketball team pulled out an 81-70 victory over the NC State Wolfpack on Saturday. Five different Tigers scored in double figures for the first time on the season, and Aamir Simms led the charge for Clemson with 17 points.

Clemson (7-7, 1-3 ACC) never trailed on the afternoon, using an efficient 46.9 shooting percentage to keep NC State (10-4, 1-2 ACC) at bay throughout. The Tigers sank nine 3-pointers and was a stellar 83.9 percent from the free throw line, making a season-high 26 free throws. Clemson also won the rebounding margin 34-30 and scored 16 points off turnovers. The Wolfpack, meanwhile, shot 44.1 percent from the floor and tallied 36 points in the paint. Productive passing was a theme of Clemson's winning performance, as 18 of the Tigers' 23 field goals were assisted.

Eight of Simms' points came at the charity stripe, with the big man going 8-of-9 on free throws. Al-Amir Dawes also excelled at the free throw line, knocking down 9-of-10 free throws as part of a 16-point showing. Tevin Mack added 14 points to go along with his seven rebounds, and Curran Scott, who connected on three treys, also tallied 14 points. Additionally, Scott matched his career-high assists mark with four dimes. John Newman III provided Clemson with a spark via his 12 points. D.J. Funderburk led the Wolfpack with 14 points on 5-of-8 shooting.

In the first half, Clemson made eight 3-balls and led by as many as 14 points. After the Tigers led 16-14, Clemson manufactured a 16-4 run that resulted in the Tigers leading 32-18 at the 5:24 mark. Both teams shot the ball well from the floor in the hotly contested first half, and the Wolfpack closed out the half on a 7-0 run to pull within six points of Clemson.

After sporting a 41-35 advantage at the intermission, the Tigers went back and forth with the Wolfpack throughout most of the second half. Clemson consistently attacked the basket during the course of the final 20 minutes of play and did not relent on defense. A late 7-0 run that spanned exactly two minutes of play culminated in the Tigers going up 68-58 at the 3:35 mark. Scott knocked down a clutch corner 3-pointer in the midst of that run, and Mack later iced the game with an athletic up-and-under layup made possible by an assist from Simms. The Tigers knocked down 12-of-their-last-13 free throws to secure the 81-70 victory.

## GAME STATS



Official Basketball Box Score - Final  
Miami (FL) at Clemson  
12/31/19 Littlejohn Coliseum, Clemson  
2019-20 Men's Basketball

Game Time: 9:00 PM  
Game Duration: 2:10  
Attendance: 5,549

Officials: Ted Valentine, Bill Covington Jr., Bert Smith

Miami (FL) - 73

Record: 9-3 (1-1)

| NO. Name           | Min   | FG    | 3P    | FT    | Rebounds | Fouls  | TP | AS  | ST    | Blocks | +/-   |
|--------------------|-------|-------|-------|-------|----------|--------|----|-----|-------|--------|-------|
| 21 Sam Waardenburg | 40:01 | 3-8   | 1-5   | 0-0   | 1 5 6    | 0 0 7  | 2  | 1   | 1     | 1      | 0 8   |
| 14 Rodney Miller   | 11:57 | 0-0   | 0-0   | 0-0   | 0 2 2    | 1 0 0  | 0  | 0   | 0     | 0      | -5    |
| 0 Chris Lykes      | 40:47 | 10-16 | 3-6   | 4-5   | 0 2 2    | 2 9 27 | 2  | 1   | 1     | 1      | 0 7   |
| 1 DJ Vasiljevic    | 43:18 | 4-11  | 2-5   | 5-5   | 1 6 7    | 3 4 15 | 1  | 1   | 1     | 0      | 0 7   |
| 23 Kameron McGusty | 41:00 | 7-18  | 1-4   | 0-0   | 0 3 3    | 1 0 15 | 1  | 2   | 0     | 0      | 2 5   |
| 4 Keith Stone      | 26:17 | 3-6   | 0-2   | 0-0   | 6 3 9    | 5 1 6  | 2  | 0   | 1     | 0      | 0 7   |
| 5 Harland Beverly  | 17:08 | 1-5   | 1-3   | 0-0   | 0 3 3    | 2 0 3  | 1  | 5   | 3     | 0      | -3    |
| 2 Isaiah Wong      | 04:32 | 0-0   | 0-0   | 0-0   | 0 1 1    | 2 0 0  | 0  | 2   | 0     | 0      | -1    |
| Team               |       | 0 3 3 | 0 0 0 | 0 0 0 | 0 0 0    | 0 0 0  | 0  | 0 0 | 0 0 0 | 0 0 0  |       |
| Totals             | 29:44 | 8-25  | 9-10  | 8-28  | 36       | 14     | 73 | 9   | 12    | 7      | 2 2 5 |

Technical Fouls: NONE

Dead Ball Rebounds: 0-0

Clemson - 68

Record: 6-7 (0-3)

| NO. Name           | Min   | FG    | 3P    | FT    | Rebounds | Fouls  | TP | AS  | ST    | Blocks | +/-   |
|--------------------|-------|-------|-------|-------|----------|--------|----|-----|-------|--------|-------|
| 25 Aamir Simms     | 41:06 | 8-14  | 1-2   | 4-5   | 4 4 8    | 0 8 21 | 4  | 1   | 2     | 2      | 1 2   |
| 0 Clyde Trapp      | 34:45 | 4-8   | 3-5   | 2-3   | 0 5 5    | 3 2 13 | 1  | 2   | 1     | 0      | -14   |
| 10 Curran Scott    | 41:42 | 5-9   | 0-3   | 0-0   | 1 2 3    | 2 10   | 2  | 2   | 0     | 0      | -6    |
| 13 Tevin Mack      | 36:13 | 4-11  | 0-3   | 0-0   | 0 4 4    | 2 0 8  | 1  | 1   | 0     | 0      | 0 1   |
| 15 John Newman III | 29:28 | 3-9   | 0-2   | 1-1   | 1 6 7    | 0 1 7  | 2  | 2   | 1     | 0      | 1 2   |
| 2 Al-Amir Dawes    | 32:41 | 2-7   | 2-4   | 0-0   | 1 1 4    | 0 6 4  | 4  | 1   | 1     | 0      | 0 1   |
| 5 Hunter Tyson     | 15:11 | 1-4   | 0-3   | 1-1   | 0 3 3    | 0 2 3  | 1  | 0   | 0     | 0      | -4    |
| 55 Trey Jemison    | 03:54 | 0-0   | 0-0   | 0-2   | 0 0 2    | 2 1 0  | 0  | 0   | 0     | 0      | -7    |
| Team               |       | 2 3 5 | 0 0 0 | 0 0 0 | 0 0 0    | 0 0 0  | 0  | 0 0 | 0 0 0 | 0 0 0  |       |
| Totals             | 27:42 | 8-22  | 8-12  | 10-28 | 38       | 14     | 68 | 15  | 13    | 7      | 2 2 5 |

Technical Fouls: NONE

Dead Ball Rebounds: 1-1

|                  | MIA                       | CLE                        |
|------------------|---------------------------|----------------------------|
| Biggest lead     | 5 (1 <sup>st</sup> 07:00) | 10 (2 <sup>nd</sup> 12:53) |
| Best Scoring Run | 9 (1 <sup>st</sup> 4:12)  | 9 (2 <sup>nd</sup> 16:26)  |
| Lead Changes     | 11                        |                            |
| Times Tied       | 7                         |                            |
| Time with Lead   | 05:45                     | 32:00                      |

| Points from   | MIA | CLE |
|---------------|-----|-----|
| Turnovers     | 8   | 16  |
| Paint         | 28  | 40  |
| Second Chance | 10  | 11  |
| Fast Breaks   | 6   | 4   |
| Bench         | 9   | 9   |

| Period by Period Scoring | 1st | 2nd | OT | TOT |
|--------------------------|-----|-----|----|-----|
| MIA                      | 26  | 36  | 11 | 73  |
| CLE                      | 26  | 36  | 6  | 68  |

## GAME STATS



Official Basketball Box Score - Final  
NC State at Clemson  
01/04/20 Littlejohn Coliseum, Clemson  
2019-20 Men's Basketball

Game Time: 8:00 PM  
Game Duration: 2:08  
Attendance: 6,908

Officials: Tony Henderson, AJ Desai, Earl Walton

NC State - 70

Record: 10-4 (1-2)

| NO. Name           | Min   | FG    | 3P    | FT    | Rebounds | Fouls  | TP | AS  | ST    | Blocks | +/-  |
|--------------------|-------|-------|-------|-------|----------|--------|----|-----|-------|--------|------|
| 4 Jericole Hellems | 19:37 | 4-8   | 1-4   | 0-0   | 0 0 0    | 4 0 9  | 0  | 0   | 0     | 0      | -5   |
| 15 Manny Bates     | 23:12 | 3-5   | 0-0   | 0-0   | 3 4 7    | 4 0 6  | 1  | 0   | 0     | 2      | -3   |
| 10 Braxton Beverly | 33:59 | 2-7   | 1-2   | 4-5   | 1 1 2    | 3 3 9  | 0  | 0   | 0     | 0      | -7   |
| 11 Markell Johnson | 35:26 | 5-15  | 1-6   | 0-3   | 1 3 4    | 3 6 11 | 7  | 6   | 1     | 1      | -13  |
| 24 Devon Daniels   | 38:24 | 4-9   | 1-2   | 2-2   | 0 4 4    | 3 2 11 | 2  | 1   | 0     | 0      | -11  |
| 0 DJ Funderburk    | 24:04 | 5-8   | 0-2   | 4-6   | 3 2 5    | 4 4 14 | 0  | 2   | 1     | 0      | -9   |
| 31 Pat Andree      | 25:18 | 3-7   | 1-5   | 3-3   | 0 3 3    | 1 1 10 | 1  | 0   | 1     | 0      | -7   |
| Team               |       | 0 5 5 | 0 0 0 | 0 0 0 | 0 0 0    | 0 0 0  | 0  | 0 0 | 0 0 0 | 0 0 0  |      |
| Totals             | 26:59 | 5-21  | 13-19 | 8-22  | 30       | 22     | 70 | 11  | 9     | 3      | 3 11 |

Technical Fouls: NONE

Dead Ball Rebounds: 3-1

Clemson - 81

Record: 7-7 (1-3)

| NO. Name           | Min   | FG    | 3P    | FT    | Rebounds | Fouls  | TP | AS  | ST    | Blocks | +/-  |
|--------------------|-------|-------|-------|-------|----------|--------|----|-----|-------|--------|------|
| 25 Aamir Simms     | 30:36 | 4-7   | 1-3   | 8-9   | 2 2 4    | 2 8 17 | 5  | 3   | 0     | 0      | 1 14 |
| 0 Clyde Trapp      | 32:45 | 0-4   | 0-3   | 1-2   | 0 5 5    | 1 2 1  | 3  | 3   | 0     | 0      | 0 9  |
| 2 Al-Amir Dawes    | 33:15 | 3-6   | 1-4   | 9-10  | 1 4 5    | 3 5 16 | 1  | 2   | 2     | 0      | 1 6  |
| 13 Tevin Mack      | 34:26 | 5-12  | 1-8   | 3-4   | 1 6 7    | 3 3 14 | 2  | 0   | 2     | 2      | 0 10 |
| 15 John Newman III | 23:59 | 4-8   | 2-4   | 2-2   | 0 3 3    | 4 2 12 | 3  | 1   | 1     | 1      | 0 10 |
| 10 Curran Scott    | 30:01 | 4-7   | 3-4   | 3-4   | 0 2 2    | 1 2 14 | 4  | 0   | 1     | 0      | 0 8  |
| 5 Hunter Tyson     | 05:34 | 1-3   | 1-2   | 0-0   | 0 1 1    | 1 0 3  | 0  | 0   | 0     | 0      | 0 1  |
| 55 Trey Jemison    | 09:24 | 2-2   | 0-0   | 0-0   | 0 2 2    | 1 0 4  | 0  | 0   | 0     | 0      | -3   |
| Team               |       | 2 3 5 | 0 0 0 | 0 0 0 | 0 0 0    | 0 0 0  | 0  | 0 0 | 0 0 0 | 0 0 0  |      |
| Totals             | 23:49 | 9-28  | 26-31 | 6-28  | 34       | 16     | 81 | 18  | 10    | 6      | 3 11 |

Technical Fouls: NONE

Dead Ball Rebounds: 2-0

|                  | NCS                       | CLE                       |
|------------------|---------------------------|---------------------------|
| Biggest lead     | 0 (1 <sup>st</sup> 20:00) | 14 (1 <sup>st</sup> 5:24) |
| Best Scoring Run | 9 (2 <sup>nd</sup> 18:34) | 8 (1 <sup>st</sup> 5:59)  |
| Lead Changes     | 0                         |                           |
| Times Tied       | 0                         |                           |
| Time with Lead   | 00:00                     | 39:25                     |

| Points from   | NCS | CLE |
|---------------|-----|-----|
| Turnovers     | 36  | 26  |
| Paint         | 36  | 26  |
| Second Chance | 8   | 10  |
| Fast Breaks   | 0   | 6   |
| Bench         | 24  | 21  |

| Period by Period Scoring | 1st | 2nd | TOT |
|--------------------------|-----|-----|-----|
| NCS                      | 35  | 35  | 70  |
| CLE                      | 41  | 40  | 81  |

# GAME RECAPS

## GAME 15

CLEMSON 79  
NORTH CAROLINA 76

JAN. 11, 2020  
DEAN E. SMITH CENTER • CHAPEL HILL, N.C.

CHAPEL HILL, N.C. – Making history at the Dean E. Smith Center, the Clemson University men's basketball team put an end to a longstanding streak on Saturday, defeating the North Carolina Tar Heels on the road for the first time in program history. Taking part in their 60th all-time meeting with North Carolina in Chapel Hill, Clemson produced a fervent comeback late in the second half and won 79-76 in overtime. As a result, Clemson Head Coach Brad Brownell picked up his 177th win as the leader of the Tigers, tying Cliff Ellis for the most all-time wins by a Clemson head coach.

Both teams let it fly from beyond the arc on the day. Clemson (8-7, 2-3) knocked down 12-of-31 3-pointers on the day, and North Carolina (8-8, 1-4) went 6-of-26 from deep. The Tigers shot 43.3 percent from the floor while the Tar Heels went 42.4 percent from the field in the evenly matched affair. Each team pulled down 39 rebounds, and Clemson shot 69.2 from the free throw line as compared to North Carolina's 70-percent shooting mark at the charity stripe. Turnovers proved to be critical down the stretch, and the Tigers notched 14 points off 11 Tar Heel turnovers.

Aamir Simms came up clutch for Clemson in the thriller, with the big man scoring a team-high 20 points to go along with his eight rebounds and six assists. Simms also showed out on defense, recording four blocks and three steals, and he sank three treys, as well. Tevin Mack, who scored 10 of his 17 points in the first half, also drained a trio of 3-balls. John Newman III connected on two 3-point shots en route to collecting a career-best 17 points, six boards and a career-best four dimes. Brandon Robinson led the Tar Heels with a career-high 27 points, and North Carolina's Armando Bacot tallied 21 points.

Clemson manufactured an epic late-game comeback to force overtime and, after never sporting a lead in regulation, outscored North Carolina 9-6 in the extra period. The Tar Heels and the Tigers both went 4-for-12 from behind the arc in the first half. Clemson's Al-Amir Dawes sank a desperation 3-pointer to beat the buzzer at the end of the first half. North Carolina led 39-29 at the intermission and continued to control the pace of the game for the majority of the second half.

However, during crunch time, Clemson applied defensive pressure and pulled off a remarkable comeback in the final two minutes of the second half. The Tigers went on a 12-2 run after falling down 68-58 at the 2:08 mark, as Clemson forced three turnovers in the last two minutes of regulation. Nine of those 12 points were scored by Simms, who made a game-tying 3-pointer with 12 seconds left. Clemson proceeded to excel in the paint in overtime, with backdoor cuts and wide-open layups leading to the Tigers collecting the historic victory. Robinson missed a potential game-tying 3-ball as the final buzzer sounded in overtime, and Clemson secured its long-awaited triumph.

## GAME STATS

| Official Basketball Box Score - Final |                   |      |              |              |             |                      |            |       |             |    |     | Game Time: 4:30 PM  |        |                       |
|---------------------------------------|-------------------|------|--------------|--------------|-------------|----------------------|------------|-------|-------------|----|-----|---------------------|--------|-----------------------|
| Clemson vs North Carolina             |                   |      |              |              |             |                      |            |       |             |    |     | Game Duration: 2:04 |        |                       |
| 01/11/20 Smith Center, Chapel Hill    |                   |      |              |              |             |                      |            |       |             |    |     |                     |        |                       |
| Clemson - 79 • 8-7 (2-3)              |                   |      |              |              |             |                      |            |       |             |    |     |                     |        |                       |
| ##                                    | Player            |      | Total FG/FGA | 3-Ptr FG/FGA | FT-FTA      | Rebounds Off Def Tot | PF         | TP    | A           | TO | Blk | Stl                 | Min    |                       |
| 25                                    | Aamir Simms       | F    | 7-13         | 3-6          | 3-4         | 2 6 8                | 2          | 20    | 6           | 3  | 4   | 3                   | 41:59  |                       |
| 0                                     | Clyde Trapp       | G    | 2-12         | 0-4          | 0-2         | 0 6 6                | 3          | 4     | 3           | 0  | 0   | 0                   | 27:59  |                       |
| 2                                     | Al-Amir Dawes     | G    | 3-8          | 2-4          | 0-0         | 1 3 4                | 1          | 8     | 2           | 2  | 0   | 0                   | 30:30  |                       |
| 13                                    | Tevin Mack        | G    | 7-15         | 3-9          | 0-0         | 1 3 4                | 5          | 17    | 0           | 1  | 0   | 1                   | 31:17  |                       |
| 15                                    | John Newman III   | G    | 7-12         | 2-3          | 1-1         | 0 6 6                | 2          | 17    | 4           | 2  | 0   | 2                   | 42:56  |                       |
| 10                                    | Curran Scott      |      | 1-5          | 1-4          | 5-6         | 2 1 3                | 1          | 8     | 1           | 1  | 0   | 1                   | 31:31  |                       |
| 5                                     | Hunter Tyson      |      | 2-2          | 1-1          | 0-0         | 1 2 3                | 1          | 5     | 0           | 1  | 0   | 0                   | 13:43  |                       |
| 55                                    | Trey Jemison      |      | 0-0          | 0-0          | 0-0         | 0 1 1                | 1          | 0     | 0           | 0  | 0   | 0                   | 03:01  |                       |
| 21                                    | Khavon Moore      |      | 0-0          | 0-0          | 0-0         | 0 1 1                | 1          | 0     | 0           | 1  | 0   | 0                   | 02:04  |                       |
| Team                                  |                   |      |              |              |             | 2 1 3                |            |       |             | 0  |     |                     |        |                       |
| Totals                                |                   |      | 29-67        | 12-31        | 9-13        | 9 30 39              | 17         | 79    | 16          | 11 | 4   | 7                   | 225:00 |                       |
| FG %                                  |                   | 1st: | 10-29 34.5%  | 2nd:         | 15-32 46.9% | OT:                  | 4-6 66.7%  | Game: | 29-67 43.3% |    |     |                     |        |                       |
| 3PT %                                 |                   | 1st: | 4-12 33.3%   | 2nd:         | 8-18 44.4%  | OT:                  | 0-1 0.0%   | Game: | 12-31 38.7% |    |     |                     |        | DeadBall Rebounds 2.2 |
| FT %                                  |                   | 1st: | 5-5 100.0%   | 2nd:         | 3-6 50.0%   | OT:                  | 1-2 50.0%  | Game: | 9-13 69.2%  |    |     |                     |        |                       |
| North Carolina - 76 • 8-8 (1-4)       |                   |      |              |              |             |                      |            |       |             |    |     |                     |        |                       |
| ##                                    | Player            |      | Total FG/FGA | 3-Ptr FG/FGA | FT-FTA      | Rebounds Off Def Tot | PF         | TP    | A           | TO | Blk | Stl                 | Min    |                       |
| 5                                     | Armando Bacot     | F    | 7-10         | 0-0          | 7-10        | 2 3 5                | 2          | 21    | 1           | 1  | 2   | 1                   | 36:30  |                       |
| 15                                    | Garrison Brooks   | F    | 6-15         | 0-1          | 1-3         | 4 7 11               | 3          | 13    | 1           | 1  | 0   | 1                   | 37:19  |                       |
| 1                                     | Leaky Black       | G    | 2-8          | 1-4          | 0-1         | 1 5 6                | 2          | 5     | 5           | 3  | 1   | 0                   | 41:01  |                       |
| 3                                     | Andrew Platek     | G    | 4-10         | 0-5          | 0-0         | 1 7 8                | 2          | 8     | 6           | 1  | 0   | 2                   | 38:22  |                       |
| 4                                     | Brandon Robinson  | G    | 9-17         | 5-13         | 4-4         | 1 3 4                | 4          | 27    | 4           | 3  | 0   | 4                   | 41:20  |                       |
| 32                                    | Justin Pierce     |      | 0-3          | 0-2          | 0-0         | 0 2 2                | 0          | 0     | 1           | 1  | 0   | 0                   | 16:11  |                       |
| 30                                    | K.J. Smith        |      | 0-1          | 0-0          | 0-0         | 0 0 0                | 0          | 0     | 0           | 0  | 0   | 0                   | 03:59  |                       |
| 55                                    | Christian Keeling |      | 0-2          | 0-1          | 2-2         | 0 2 2                | 1          | 2     | 0           | 0  | 0   | 0                   | 10:18  |                       |
| Team                                  |                   |      |              |              |             | 0 1 1                |            |       |             | 0  |     |                     |        |                       |
| Totals                                |                   |      | 28-66        | 6-26         | 14-20       | 9 30 39              | 14         | 76    | 18          | 10 | 3   | 8                   | 225:00 |                       |
| FG %                                  |                   | 1st: | 14-32 43.8%  | 2nd:         | 11-24 45.8% | OT:                  | 3-10 30.0% | Game: | 28-66 42.4% |    |     |                     |        |                       |
| 3PT %                                 |                   | 1st: | 4-12 33.3%   | 2nd:         | 2-10 20.0%  | OT:                  | 0-4 0.0%   | Game: | 6-26 23.1%  |    |     |                     |        | DeadBall Rebounds 3.1 |
| FT %                                  |                   | 1st: | 7-10 70.0%   | 2nd:         | 7-9 77.8%   | OT:                  | 0-1 0.0%   | Game: | 14-20 70.0% |    |     |                     |        |                       |

# GAME RECAPS

GAME 17

CLEMSON 54  
NC STATE 60

JAN. 18, 2020  
PNC ARENA • RALEIGH, N.C.

RALEIGH, N.C. — In a game of runs, the Clemson University men's basketball team fell to NC State on Saturday. The Tigers entered the contest having won three games in a row over Triangle blue bloods, including a home victory over the Wolfpack earlier in the month, but that streak ended by way of a 60-54 loss at PNC Arena.


Clemson (9-8, 3-4) previously defeated NC State (13-5, 4-3) 81-70 at Littlejohn Coliseum on Saturday, Jan. 4., and the Tigers put together a valiant comeback effort late in Saturday's loss. Clemson limited NC State to just 39.2 percent from the floor while Clemson produced a 37.7-percent shooting performance. The Tigers were 5-of-20 on 3-point attempts and 9-of-23 on free throw attempts. The Wolfpack, meanwhile, went 6-for-25 on 3-pointers and 14-for-21 at the charity stripe. NC State used a few sizable runs and 17 points off turnovers to come out on top, though. Clemson recorded seven steals on the afternoon and tallied 15 points off the bench.

Continuing with the theme of his recent performances, Aamir Simms led the way for the Tigers. The big man led all scorers with 18 points to go along with his 11 rebounds as part of Simms' third career double-double. Simms also knocked down a pair of 3-balls. Tevin Mack chipped in 12 points for the Tigers and corralled six boards, as well.

After falling down 5-0 early on, Clemson surged to an 11-5 lead, with 10 of those 11 points being scored by Simms, who tabbed 12 points in the first half. That eventually stretched into a 15-3 run for the Tigers, but NC State responded with an 11-1 run of its own that culminated in the Wolfpack leading 19-16 with eight minutes remaining in the half. NC State shot 50 percent from the field in the first half and led 36-24 at the intermission.

Following halftime, John Newman III sparked Clemson with a couple of jump shots, including a 3-ball, to cut the Tigers' deficit to seven points. An 11-0 NC State run ensued, though, resulting in the Wolfpack building up an 18-point advantage, which was the largest lead of the game by either team. True to form, the Tigers did not give in, and a 12-2 run pulled Clemson to within eight points of NC State with under seven minutes to play. Eventually, a pivotal 3-pointer by NC State's Braxton Beverly placed the Wolfpack ahead by nine points with 47 seconds left, and Clemson ended up falling 60-54.

## GAME STATS



Official Basketball Box Score - Final

Clemson at NC State

01/18/20 PNC Arena, Raleigh

2019-20 Men's Basketball

Game Time: 7:00 PM

Game Duration: 2:00

Attendance: 16,553

Clemson - 54

Record: 9-8 (3-4)

| NO.    | Name            | Min     | FG    | 3P   | FT   | Rebounds | Fouls | TP | AS | TO | ST | Blocks | +/- |   |   |     |    |
|--------|-----------------|---------|-------|------|------|----------|-------|----|----|----|----|--------|-----|---|---|-----|----|
|        |                 |         | Min   | MA   | MA   | OR       | TR    | FF | FF |    |    | BS     | BA  |   |   |     |    |
| 25     | Aamir Simms     | F 33-29 | 7-15  | 2-5  | 2-3  | 2        | 9     | 11 | 4  | 7  | 18 | 1      | 0   | 1 | 0 | 0   |    |
| 0      | Clyde Trapp     | G 22-07 | 1-8   | 0-2  | 0-2  | 2        | 3     | 4  | 2  | 2  | 2  | 1      | 2   | 1 | 0 | 3   |    |
| 2      | Ai-Amir Dawes   | G 25-57 | 0-4   | 0-2  | 0-0  | 2        | 2     | 2  | 0  | 1  | 0  | 2      | 1   | 1 | 0 | 3   |    |
| 3      | Tevin Mack      | G 28-29 | 5-13  | 0-7  | 2-4  | 3        | 4     | 3  | 6  | 3  | 3  | 12     | 1   | 2 | 0 | -15 |    |
| 15     | John Newman III | G 31-23 | 3-5   | 1-1  | 0-2  | 0        | 3     | 3  | 3  | 1  | 2  | 7      | 3   | 3 | 1 | 2   | 0  |
| 10     | Curran Scott    | G 22-29 | 2-5   | 1-1  | 1-2  | 1        | 2     | 3  | 4  | 1  | 6  | 4      | 0   | 0 | 0 | 1   | 2  |
| 55     | Trey Jemison    | G 06-49 | 1-1   | 0-0  | 1-3  | 0        | 0     | 0  | 0  | 2  | 3  | 3      | 0   | 1 | 0 | 0   | -5 |
| 5      | Hunter Tyson    | G 11-13 | 1-1   | 1-1  | 3-6  | 0        | 3     | 3  | 1  | 3  | 6  | 0      | 2   | 1 | 0 | 0   | -8 |
| 21     | Khavon Moore    | G 07-34 | 0-0   | 0-0  | 0-1  | 0        | 0     | 1  | 1  | 1  | 1  | 0      | 0   | 1 | 0 | 0   | 8  |
| 3      | Chase Hunter    | G 10-30 | 0-1   | 0-1  | 0-0  | 0        | 0     | 0  | 0  | 1  | 0  | 0      | 1   | 0 | 0 | 0   | -2 |
| Team   |                 |         |       |      |      | 2        | 2     | 4  |    |    |    | 0      | 0   |   |   |     |    |
| Totals |                 |         | 20-53 | 5-20 | 9-23 | 9        | 28    | 37 | 19 | 23 | 54 | 12     | 13  | 4 | 3 | 4   | -6 |

Technical Fouls: NONE

NC State - 60

Record: 13-5 (4-3)

| NO.    | Name             | Min     | FG    | 3P   | FT    | Rebounds | Fouls | TP | AS | TO | ST | Blocks | +/- |   |   |   |    |
|--------|------------------|---------|-------|------|-------|----------|-------|----|----|----|----|--------|-----|---|---|---|----|
|        |                  |         | Min   | MA   | MA    | OR       | TR    | FF | FF |    |    | BS     | BA  |   |   |   |    |
| 0      | DJ Funderburk    | B 36-24 | 5-6   | 0-1  | 3-5   | 2        | 9     | 11 | 4  | 6  | 13 | 1      | 3   | 0 | 1 | 0 | 17 |
| 15     | Manny Bates      | B 05-55 | 1-1   | 0-0  | 0-0   | 0        | 0     | 0  | 1  | 0  | 2  | 0      | 0   | 0 | 0 | 0 | -1 |
| 11     | Markell Johnson  | G 33-36 | 4-12  | 1-6  | 4-5   | 1        | 2     | 3  | 4  | 3  | 13 | 5      | 2   | 1 | 1 | 1 | 2  |
| 13     | C.J. Bryce       | G 40-00 | 4-8   | 2-4  | 1-2   | 1        | 8     | 9  | 4  | 3  | 11 | 2      | 4   | 1 | 0 | 0 | 2  |
| 24     | Devon Daniels    | G 35-09 | 4-12  | 1-5  | 4-6   | 1        | 6     | 7  | 1  | 6  | 13 | 4      | 1   | 2 | 2 | 0 | 11 |
| 4      | Jericole Hellems | G 18-39 | 1-4   | 1-3  | 0-0   | 0        | 5     | 5  | 4  | 0  | 3  | 0      | 2   | 0 | 0 | 0 | -1 |
| 10     | Braxton Beverly  | G 07-31 | 1-3   | 1-3  | 0-0   | 0        | 1     | 1  | 3  | 0  | 3  | 0      | 0   | 0 | 0 | 0 | -5 |
| 21     | Danny Dixon      | G 06-09 | 0-0   | 0-0  | 0-0   | 0        | 0     | 0  | 0  | 0  | 0  | 0      | 0   | 0 | 0 | 0 | -8 |
| 31     | Pat Andree       | G 16-37 | 0-5   | 0-3  | 2-3   | 1        | 2     | 3  | 2  | 1  | 2  | 0      | 0   | 0 | 1 | 1 | 7  |
| Team   |                  |         |       |      |       | 0        | 3     | 0  |    |    | 1  |        |     |   |   |   |    |
| Totals |                  |         | 20-51 | 6-25 | 14-21 | 7        | 33    | 40 | 23 | 19 | 60 | 12     | 13  | 4 | 4 | 3 | 6  |

Technical Fouls: NONE

Shooting By Period

|                          |      |       |       |
|--------------------------|------|-------|-------|
| 1st                      | FG%  | 9-24  | 37.5% |
|                          | 3PT% | 1-7   | 14.3% |
|                          | FT%  | 5-14  | 35.7% |
| 2nd                      | FG%  | 11-29 | 37.9% |
|                          | 3PT% | 4-13  | 30.8% |
|                          | FT%  | 4-9   | 44.4% |
| GM                       | FG%  | 20-53 | 37.7% |
|                          | 3PT% | 5-20  | 25.0% |
|                          | FT%  | 9-23  | 39.1% |
| Dead Ball Rebounds: 4, 1 |      |       |       |

Shooting By Period

|                          |      |       |       |
|--------------------------|------|-------|-------|
| 1st                      | FG%  | 11-22 | 50.0% |
|                          | 3PT% | 3-12  | 25.0% |
|                          | FT%  | 11-15 | 73.3% |
| 2nd                      | FG%  | 9-29  | 31.0% |
|                          | 3PT% | 3-13  | 23.1% |
|                          | FT%  | 3-6   | 50%   |
| GM                       | FG%  | 20-51 | 39.2% |
|                          | 3PT% | 6-25  | 24.0% |
|                          | FT%  | 14-21 | 66.7% |
| Dead Ball Rebounds: 2, 1 |      |       |       |

Points from

|                |                |
|----------------|----------------|
| CU             | ST             |
| 7 (1st 12:17)  | 18 (2nd 15:16) |
| 11 (1st 13:31) | 11 (2nd 15:16) |
| 2              |                |
| 1              |                |
| 06:02          | 32:02          |

Turnovers

|    |    |
|----|----|
| CU | ST |
| 24 | 22 |
| 10 | 6  |
| 5  | 5  |
| 15 | 8  |

Period by Period Scoring

|     |     |     |
|-----|-----|-----|
| 1st | 2nd | TOT |
| CU  | 24  | 30  |
| ST  | 36  | 24  |
|     | 60  |     |

# SEASON STATISTICS



## 2019-20 Clemson Men's Basketball Combined Team Statistics

Page 1/2  
as of Jan 18, 2020

### Game Records

| Record         | Overall | Home | Away | Neutral |
|----------------|---------|------|------|---------|
| ALL GAMES      | 9-8     | 7-4  | 1-3  | 1-1     |
| CONFERENCE     | 3-4     | 2-2  | 1-2  | 0-0     |
| NON-CONFERENCE | 6-4     | 5-2  | 0-1  | 1-1     |

### Score by Periods

| Team      | 1st | 2nd | OT | TOT  |
|-----------|-----|-----|----|------|
| Clemson   | 573 | 566 | 25 | 1164 |
| Opponents | 502 | 561 | 25 | 1088 |

### Team Box Score

| No.       | Player           |       |        |      | Total   |      | 3-Point |      | F-Throw |       | Rebounds |     |     |      |     |    |     |     |     |     |      |      |  |  |
|-----------|------------------|-------|--------|------|---------|------|---------|------|---------|-------|----------|-----|-----|------|-----|----|-----|-----|-----|-----|------|------|--|--|
|           |                  | GP-GS | MIN    | AVG  | FG-FGA  | FG%  | 3FG-FGA | 3FG% | FT-FTA  | FT%   | OFF      | DEF | TOT | AVG  | PF  | DQ | A   | TO  | BLK | STL | PTS  | AVG  |  |  |
| 25        | SIMMS, Aamir     | 17-17 | 535:29 | 31.5 | 87-182  | .478 | 22-55   | .400 | 56-76   | .737  | 39       | 93  | 132 | 7.8  | 40  | 1  | 43  | 27  | 12  | 20  | 252  | 14.8 |  |  |
| 13        | MACK, Tevin      | 17-17 | 485:16 | 28.5 | 82-177  | .463 | 28-91   | .308 | 15-28   | .536  | 16       | 75  | 91  | 5.4  | 34  | 2  | 18  | 19  | 10  | 19  | 207  | 12.2 |  |  |
| 15        | NEWMAN III, John | 17-17 | 520:30 | 30.6 | 61-133  | .459 | 18-51   | .353 | 30-42   | .714  | 9        | 49  | 58  | 3.4  | 30  | 1  | 38  | 29  | 8   | 21  | 170  | 10.0 |  |  |
| 2         | DAWES, Al-Amir   | 17-16 | 525:02 | 30.9 | 46-135  | .341 | 23-82   | .280 | 24-32   | .750  | 5        | 46  | 51  | 3.0  | 27  | 0  | 48  | 50  | 1   | 14  | 139  | 8.2  |  |  |
| 10        | SCOTT, Curran    | 17-4  | 408:05 | 24.0 | 38-92   | .413 | 15-44   | .341 | 33-43   | .767  | 7        | 26  | 33  | 1.9  | 28  | 0  | 33  | 18  | 0   | 18  | 124  | 7.3  |  |  |
| 5         | TYSON, Hunter    | 17-1  | 244:44 | 14.4 | 31-75   | .413 | 18-55   | .327 | 17-26   | .654  | 11       | 47  | 58  | 3.4  | 13  | 0  | 6   | 8   | 2   | 13  | 97   | 5.7  |  |  |
| 3         | HUNTER, Chase    | 7-4   | 153:13 | 21.9 | 14-38   | .368 | 5-17    | .294 | 7-11    | .636  | 1        | 8   | 9   | 1.3  | 12  | 0  | 13  | 11  | 0   | 6   | 40   | 5.7  |  |  |
| 0         | TRAPP, Clyde     | 7-5   | 180:02 | 25.7 | 12-42   | .286 | 4-19    | .211 | 6-15    | .400  | 1        | 22  | 23  | 3.3  | 13  | 0  | 14  | 11  | 0   | 4   | 34   | 4.9  |  |  |
| 12        | HEMENWAY, Alex   | 2-0   | 24:19  | 12.2 | 3-6     | .500 | 3-4     | .750 | 0-0     | .000  | 0        | 0   | 0   | 0.0  | 1   | 0  | 0   | 1   | 0   | 0   | 9    | 4.5  |  |  |
| 21        | MOORE, Khavon    | 15-4  | 187:05 | 12.5 | 17-42   | .405 | 3-8     | .375 | 4-7     | .571  | 15       | 25  | 40  | 2.7  | 18  | 0  | 11  | 12  | 2   | 10  | 41   | 2.7  |  |  |
| 32        | GRINDE, Paul     | 5-0   | 15:34  | 3.1  | 4-7     | .571 | 0-0     | .000 | 2-2     | 1.000 | 1        | 0   | 1   | 0.2  | 2   | 0  | 0   | 1   | 0   | 0   | 10   | 2.0  |  |  |
| 55        | JEMISON, Trey    | 17-0  | 132:46 | 7.8  | 14-23   | .609 | 0-0     | .000 | 4-10    | .400  | 13       | 15  | 28  | 1.7  | 34  | 1  | 1   | 13  | 6   | 3   | 32   | 1.9  |  |  |
| 31        | HOAG, Wells      | 4-0   | 11:56  | 3.0  | 2-5     | .400 | 1-3     | .333 | 0-0     | .000  | 2        | 0   | 2   | 0.5  | 0   | 0  | 0   | 0   | 0   | 0   | 5    | 1.3  |  |  |
| 11        | FOX, Parker      | 5-0   | 13:02  | 2.6  | 1-2     | .500 | 0-1     | .000 | 0-1     | .000  | 0        | 1   | 1   | 0.2  | 0   | 0  | 0   | 1   | 0   | 0   | 2    | 0.4  |  |  |
| 20        | MCBRIDE, O'Neil  | 5-0   | 11:49  | 2.4  | 1-2     | .500 | 0-0     | .000 | 0-2     | .000  | 3        | 1   | 4   | 0.8  | 0   | 0  | 1   | 1   | 0   | 0   | 2    | 0.4  |  |  |
| 1         | BAEHRE, Jonathan | 2-0   | 26:06  | 13.0 | 0-2     | .000 | 0-2     | .000 | 0-0     | .000  | 1        | 6   | 7   | 3.5  | 0   | 0  | 0   | 6   | 0   | 0   | 0    | 0.0  |  |  |
| Team      |                  |       |        |      |         |      |         |      |         |       | 21       | 27  | 48  |      |     |    |     | 10  |     |     |      |      |  |  |
| Total     |                  | 17    |        |      | 413-963 | .429 | 140-432 | .324 | 198-295 | .671  | 145      | 441 | 586 | 34.5 | 252 | 5  | 226 | 218 | 41  | 128 | 1164 | 68.5 |  |  |
| Opponents |                  | 17    |        |      | 385-942 | .409 | 134-417 | .321 | 184-260 | .708  | 140      | 452 | 592 | 34.8 | 282 | -  | 203 | 253 | 45  | 114 | 1088 | 64.0 |  |  |

### Team Statistics

|                        | Clem           | OPP            |
|------------------------|----------------|----------------|
| <b>Scoring</b>         | <b>1164</b>    | <b>1088</b>    |
| Points per game        | 68.5           | 64.0           |
| Scoring margin         | +4.5           | -              |
| <b>Field goals-att</b> | <b>413-963</b> | <b>385-942</b> |
| Field goal pct         | .429           | .409           |
| <b>3 point fg-att</b>  | <b>140-432</b> | <b>134-417</b> |
| 3-point FG pct         | .324           | .321           |
| 3-pt FG made per game  | 8.2            | 7.9            |
| <b>Free throws-att</b> | <b>198-295</b> | <b>184-260</b> |
| Free throw pct         | .671           | .708           |
| F-Throws made per game | 11.7           | 10.8           |
| <b>Rebounds</b>        | <b>586</b>     | <b>592</b>     |
| Rebounds per game      | 34.5           | 34.8           |
| Rebounding margin      | -0.3           | -              |
| <b>Assists</b>         | <b>226</b>     | <b>203</b>     |
| Assists per game       | 13.3           | 11.9           |
| <b>Turnovers</b>       | <b>218</b>     | <b>253</b>     |
| Turnovers per game     | 12.8           | 14.9           |
| Turnover margin        | +2.1           | -              |
| Assist/turnover ratio  | 1.0            | 0.8            |
| <b>Steals</b>          | <b>128</b>     | <b>114</b>     |
| Steals per game        | 7.5            | 6.7            |
| <b>Blocks</b>          | <b>41</b>      | <b>45</b>      |
| Blocks per game        | 2.4            | 2.6            |
| <b>Winning streak</b>  | <b>0</b>       | <b>-</b>       |
| Home win streak        | 2              | -              |
| <b>Attendance</b>      | <b>68885</b>   | <b>55612</b>   |
| Home games-Avg/Game    | 11-6262        | 4-13903        |

### Team Results

| Date     | Opponent          |   | Score | Att.  |
|----------|-------------------|---|-------|-------|
| 11/05/19 | Virginia Tech     | L | 60-67 | 7500  |
| 11/07/19 | Presbyterian      | W | 79-45 | 5713  |
| 11/10/19 | Colgate           | W | 81-68 | 5673  |
| 11/17/19 | Detroit Mercy     | W | 87-65 | 5804  |
| 11/21/19 | Alabama A&M       | W | 87-51 | 5616  |
| 11/24/19 | vs TCU            | W | 62-60 | 0     |
| 11/26/19 | vs Colorado       | L | 67-71 | 1407  |
| 12/02/19 | at Minnesota      | L | 60-78 | 10148 |
| 12/08/19 | at Florida St.    | L | 53-72 | 7834  |
| 12/15/19 | South Carolina    | L | 54-67 | 6394  |
| 12/20/19 | Jacksonville      | W | 68-39 | 5632  |
| 12/22/19 | Yale              | L | 45-54 | 5632  |
| 12/31/19 | Miami (FL)        | L | 68-73 | 5549  |
| 01/04/20 | NC State          | W | 81-70 | 6908  |
| 01/11/20 | at North Carolina | W | 79-76 | 21077 |
| 01/14/20 | Duke              | W | 79-72 | 8464  |
| 01/18/20 | at NC State       | L | 54-60 | 16553 |



# ACC STATISTICS



## 2019-20 Clemson Men's Basketball Combined Team Statistics In Conference games

Page 1/1  
as of Jan 18, 2020

### Game Records

| Record         | Overall | Home | Away | Neutral |
|----------------|---------|------|------|---------|
| ALL GAMES      | 3-4     | 2-2  | 1-2  | 0-0     |
| CONFERENCE     | 3-4     | 2-2  | 1-2  | 0-0     |
| NON-CONFERENCE | 0-0     | 0-0  | 0-0  | 0-0     |

### Score by Periods

| Team      | 1st | 2nd | OT | TOT |
|-----------|-----|-----|----|-----|
| Clemson   | 230 | 229 | 15 | 474 |
| Opponents | 230 | 243 | 17 | 490 |

### Team Box Score

| No.       | Player           |       |        |      | Total   |      | 3-Point |      | F-Throw |      | Rebounds |     |     |      |     |    |    |    |     |     |     |      |  |  |
|-----------|------------------|-------|--------|------|---------|------|---------|------|---------|------|----------|-----|-----|------|-----|----|----|----|-----|-----|-----|------|--|--|
|           |                  | GP-GS | MIN    | AVG  | FG-FGA  | FG%  | 3FG-FGA | 3FG% | FT-FTA  | FT%  | OFF      | DEF | TOT | AVG  | PF  | DQ | A  | TO | BLK | STL | PTS | AVG  |  |  |
| 25        | SIMMS, Aamir     | 7-7   | 245:01 | 35.0 | 43-82   | .524 | 12-26   | .462 | 23-31   | .742 | 17       | 42  | 59  | 8.4  | 16  | 0  | 22 | 13 | 6   | 8   | 121 | 17.3 |  |  |
| 13        | MAC, Tevin       | 7-7   | 207:03 | 29.6 | 40-85   | .471 | 10-42   | .238 | 7-15    | .467 | 9        | 27  | 36  | 5.1  | 20  | 2  | 8  | 9  | 5   | 8   | 97  | 13.9 |  |  |
| 15        | NEWMAN III, John | 7-7   | 222:21 | 31.8 | 29-57   | .509 | 9-20    | .450 | 11-15   | .733 | 4        | 24  | 28  | 4.0  | 12  | 0  | 17 | 11 | 5   | 9   | 78  | 11.1 |  |  |
| 2         | DAWES, Al-Amir   | 7-6   | 211:10 | 30.2 | 18-56   | .321 | 9-31    | .290 | 12-15   | .800 | 3        | 21  | 24  | 3.4  | 11  | 0  | 16 | 20 | 1   | 5   | 57  | 8.1  |  |  |
| 10        | SCOTT, Curran    | 7-1   | 178:18 | 25.5 | 16-37   | .432 | 6-15    | .400 | 14-18   | .778 | 5        | 12  | 17  | 2.4  | 15  | 0  | 16 | 11 | 0   | 6   | 52  | 7.4  |  |  |
| 0         | TRAPP, Clyde     | 5-5   | 146:54 | 29.4 | 8-34    | .235 | 3-15    | .200 | 4-11    | .364 | 1        | 22  | 23  | 4.6  | 12  | 0  | 11 | 10 | 0   | 3   | 23  | 4.6  |  |  |
| 5         | TYSON, Hunter    | 7-0   | 77:34  | 11.1 | 8-21    | .381 | 6-17    | .353 | 5-10    | .500 | 2        | 13  | 15  | 2.1  | 5   | 0  | 1  | 3  | 0   | 2   | 27  | 3.9  |  |  |
| 3         | HUNTER, Chase    | 2-1   | 39:27  | 19.7 | 3-11    | .273 | 0-4     | .000 | 1-5     | .200 | 0        | 3   | 3   | 1.5  | 5   | 0  | 2  | 1  | 0   | 0   | 7   | 3.5  |  |  |
| 12        | HEMENWAY, Alex   | 1-0   | 14:48  | 14.8 | 1-4     | .250 | 1-2     | .500 | 0-0     | .000 | 0        | 0   | 0   | 0.0  | 1   | 0  | 0  | 1  | 0   | 0   | 3   | 3.0  |  |  |
| 55        | JEMISON, Trey    | 7-0   | 43:35  | 6.2  | 3-6     | .500 | 0-0     | .000 | 1-5     | .200 | 3        | 5   | 8   | 1.1  | 12  | 0  | 0  | 3  | 0   | 1   | 7   | 1.0  |  |  |
| 21        | MOORE, Khavon    | 5-1   | 45:16  | 9.1  | 1-6     | .167 | 0-2     | .000 | 0-1     | .000 | 1        | 4   | 5   | 1.0  | 3   | 0  | 3  | 2  | 1   | 3   | 2   | 0.4  |  |  |
| 11        | FOX, Parker      | 1-0   | 01:09  | 1.2  | 0-0     | .000 | 0-0     | .000 | 0-0     | .000 | 0        | 0   | 0   | 0.0  | 0   | 0  | 0  | 0  | 0   | 0   | 0   | 0.0  |  |  |
| 31        | HOAG, Wells      | 1-0   | 01:09  | 1.2  | 0-1     | .000 | 0-1     | .000 | 0-0     | .000 | 0        | 0   | 0   | 0.0  | 0   | 0  | 0  | 0  | 0   | 0   | 0   | 0.0  |  |  |
| 32        | GRINDE, Paul     | 1-0   | 01:42  | 1.7  | 0-0     | .000 | 0-0     | .000 | 0-0     | .000 | 0        | 0   | 0   | 0.0  | 0   | 0  | 0  | 0  | 0   | 0   | 0   | 0.0  |  |  |
| 1         | BAEHRE, Jonathan | 1-0   | 13:25  | 13.4 | 0-1     | .000 | 0-1     | .000 | 0-0     | .000 | 1        | 2   | 3   | 3.0  | 0   | 0  | 0  | 1  | 0   | 0   | 0   | 0.0  |  |  |
| 20        | MCBRIDE, O'Neil  | 1-0   | 01:09  | 1.2  | 0-0     | .000 | 0-0     | .000 | 0-0     | .000 | 1        | 0   | 1   | 1.0  | 0   | 0  | 0  | 0  | 0   | 0   | 0   | 0.0  |  |  |
| Team      |                  |       |        |      |         |      |         |      |         |      | 13       | 16  | 29  |      |     |    | 3  |    |     |     |     |      |  |  |
| Total     |                  | 7     | 1450   |      | 170-401 | .424 | 56-176  | .318 | 78-126  | .619 | 60       | 191 | 251 | 35.9 | 112 | 2  | 96 | 88 | 18  | 45  | 474 | 67.7 |  |  |
| Opponents |                  | 7     | 1450   |      | 176-405 | .435 | 57-176  | .324 | 81-120  | .675 | 54       | 196 | 250 | 35.7 | 124 | 2  | 90 | 85 | 24  | 42  | 490 | 70.0 |  |  |

### Team Statistics

|                        | CLEM           | OPP            |
|------------------------|----------------|----------------|
| <b>Scoring</b>         | <b>474</b>     | <b>490</b>     |
| Points per game        | 67.7           | 70.0           |
| Scoring margin         | -2.3           | -              |
| <b>Field goals-att</b> | <b>170-401</b> | <b>176-405</b> |
| Field goal pct         | .424           | .435           |
| <b>3 point fg-att</b>  | <b>56-176</b>  | <b>57-176</b>  |
| 3-point FG pct         | .318           | .324           |
| 3-pt FG made per game  | 8.0            | 8.1            |
| <b>Free throws-att</b> | <b>78-126</b>  | <b>81-120</b>  |
| Free throw pct         | .619           | .675           |
| F-Throws made per game | 11.1           | 11.6           |
| <b>Rebounds</b>        | <b>251</b>     | <b>250</b>     |
| Rebounds per game      | 35.9           | 35.7           |
| Rebounding margin      | +0.1           | -              |
| <b>Assists</b>         | <b>96</b>      | <b>90</b>      |
| Assists per game       | 13.7           | 12.9           |
| <b>Turnovers</b>       | <b>88</b>      | <b>85</b>      |
| Turnovers per game     | 12.6           | 12.1           |
| Turnover margin        | -0.4           | -              |
| Assist/turnover ratio  | 1.1            | 1.1            |
| <b>Steals</b>          | <b>45</b>      | <b>42</b>      |
| Steals per game        | 6.4            | 6.0            |
| <b>Blocks</b>          | <b>18</b>      | <b>24</b>      |
| Blocks per game        | 2.6            | 3.4            |
| <b>Winning streak</b>  | <b>0</b>       | <b>-</b>       |
| Home win streak        | 2              | -              |
| <b>Attendance</b>      | <b>28421</b>   | <b>45464</b>   |
| Home games-Avg/Game    | 4-7105         | 3-15155        |
| Neutral site-Avg/Game  | -              | 0-0            |

### Team Results

| Date       | Opponent          |     | Score | Att.  |
|------------|-------------------|-----|-------|-------|
| 11/05/2019 | Virginia Tech     | L   | 60-67 | 7500  |
| 12/08/2019 | at Florida St.    | L   | 53-72 | 7834  |
| 12/31/2019 | Miami (FL)        | Lot | 68-73 | 5549  |
| 01/04/2020 | NC State          | W   | 81-70 | 6908  |
| 01/11/2020 | at North Carolina | Wot | 79-76 | 21077 |
| 01/14/2020 | Duke              | W   | 79-72 | 8464  |
| 01/18/2020 | at NC State       | L   | 54-60 | 16553 |