

GAME NOTES



ACC 29 POSTSEASON APPEARANCES | 4 SWEET SIXTEENS | 1 ELITE EIGHT | 1990 ACC REGULAR SEASON CHAMPIONS



CLEMSON (7-7, 1-3 ACC) vs. NORTH CAROLINA (8-7, 1-3 ACC)

SATURDAY, JANUARY 11 • 4:34 P.M. ET • DEAN E. SMITH CENTER (21,750) • CHAPEL HILL, N.C.



CLEMSON RECORDS

Overall:	7-7	Win-1
vs. ACC opponents:	1-3	Win-1
Non-Conference regular-season:	6-4	Loss-1
Home:	6-4	Win-1
Away:	0-2	Loss-2
Neutral:	1-1	Loss-1

2019-20 SCHEDULE/RESULTS

Date	Opponent	TV	Score/Time (ET)
10/30	Anderson (Exhibition)	N/A	W, 75-48
11/5	Virginia Tech*	ESPNU	L, 60-67
11/7	Presbyterian	ACCN	W, 79-45
11/10	Colgate	ACCNX	W, 81-68
11/17	Detroit Mercy	ACCNX	W, 87-65
11/21	Alabama A&M	ACCNX	W, 87-51
11/24	vs. TCU ¹	ESPN2	W, 62-60 OT
11/26	vs. No. 21/24 Colorado ¹	ESPN2	L, 67-71
12/2	at Minnesota ²	ESPN2	L, 60-78
12/8	at Florida State*	ACCN	L, 53-72
12/15	South Carolina	ESPN2	L, 54-67
12/20	Jacksonville	ACCN	W, 68-39
12/22	Yale	ACCN	L, 45-54
12/31	Miami*	ACCN	L, 68-73 OT
1/4	NC State*	ACCN	W, 81-70
1/11	at North Carolina*	RSN	4:30 p.m.
1/14	Duke*	ESPN	7 p.m.
1/18	at NC State*	RSN	2 p.m.
1/21	Wake Forest*	ACCN	8 p.m.
1/25	at Louisville*	RSN	2 p.m.
1/28	Syracuse*	RSN	7 p.m.
2/1	at Wake Forest*	ACCN	TBA
2/5	at Virginia*	RSN	7 p.m.
2/9	Notre Dame*	ACCN	6 p.m.
2/12	at Pittsburgh*	RSN	9 p.m.
2/15	Louisville*	ESPN2/U/ACCN	4 p.m.
2/22	at Boston College*	ACCN	TBA
2/25	at Georgia Tech*	ESPN2/ACCN	9 p.m.
2/29	Florida State*	RSN	2 p.m.
3/4	at Virginia Tech*	ACCN	7 p.m.
3/6	Georgia Tech*	ESPN2	7 p.m.

* - ACC contest; Note: Home games in **bold**; ¹ MGM Resorts Main Event (Las Vegas, Nev.); ² ACC/Big 10 Challenge

CREDENTIALS

GAME CREDENTIALS

Media wishing to apply for credentials to cover Clemson Basketball games at Littlejohn Coliseum will be asked to apply at www.SportsSystems.com/ClemsonBasketball. Please contact Ben Winterrowd at winterr@clemson.edu with any questions or concerns. All credentialing decisions are made in accordance with the Clemson University Athletics Media Credential Policy, available at ClemsonTigers.com/mediapolicy.

CLEMSON SOCIAL MEDIA

Twitter | Instagram @ClemsonMBB
Facebook Facebook.com/ClemsonMBB

ATHLETIC COMMUNICATIONS

SID Contact: Ben Winterrowd
Cell Phone: 630.862.8828
Email: winterr@clemson.edu

Secondary Contact: Meaghan Frazier
Email: mrfrazi@g.clemson.edu



GAME CENTER



TELEVISION: Fox Sports South
Talent: Tom Werme and Mike Gminski



RADIO: Clemson Tigers Network
Talent: Don Munson and Tim Bourret
Engineer: Ben Milstead



RADIO: XM 386, Internet 976

CLEMSON/NORTH CAROLINA SERIES HISTORY:

- OVERALL: Clemson trails series, 21-133
- HOME: Clemson trails series, 17-40
- ROAD: Clemson trails series, 0-59
- NEUTRAL: Clemson trails series, 4-34
- LAST MEETING: March 2, 2019 (L, 79-81)
- STREAK: Lost 1

SETTING THE SCENE BETWEEN THE TIGERS AND TAR HEELS

- The Clemson Tigers will look for back-to-back wins in league play when it travels to North Carolina to square off against the Tar Heels. Tipoff from the Dean E. Smith Center is slated for 4:34 p.m. ET.
- The contest will be televised on Fox Sports South with Tom Werme and Mike Gminski calling the action courtside, while Don Munson and Tim Bourret will call the action on the radio waves. The radio call will be available on the Clemson Tigers Network and Tunein.com.
- Live stats will be provided on ClemsonTigers.com and Twitter updates will be available on Clemson's official account (@ClemsonMBB).

CLEMSON BASKETBALL HEADLINES

- Clemson will look for back-to-back victories in league play when it challenges North Carolina in its second road game of the ACC schedule.
- With a victory, Head Coach Brad Brownell can tie Cliff Ellis for the all-time wins mark in Clemson history (177).
- The Tigers have been bitten by the injury bug in 2019 and have had many key players miss time due to injuries, including preseason projected starters Clyde Trapp and Jonathan Baehre and in-season starter Chase Hunter.
- Three-of-the-five injured Tigers have missed at least 10 games this season.
- For much of the season, the Tigers have had as few as eight scholarship players active in games.
- The Tigers have had players miss a total of 43 games this season.
- The Tigers prevailed with a much needed victory on Jan. 4 against NC State, 81-70. They were aided by five double-figure scorers - marking the first time Clemson has done that since Dec. 30, 2018 against Lipscomb.
- Aamir Simms led the way with 17 points and eight rebounds, while Al-Amir Dawes (16), Tevin Mack (14), Curran Scott (14) and John Newman III (12) also finished in double digits.
- In league play, the Tigers boast four double-digit scorers on average: Aamir Simms (14.5), Tevin Mack (11.5), Al-Amir Dawes (11.5) and John Newman III (10.0).
- In conference play, Simms is shooting 48.7 percent from the floor and 41.7 percent from distance. He's made 83.3 percent at the line.
- Curran Scott is averaging just a shade below double-figures in ACC play, but leads the Tigers with a 52.2 field goal percentage and also a 44.4 3-point percentage.

PROBABLE LINEUPS

(--/--)	Clemson	Ht.	Wt.	Yr.	Hometown	GP/GS	PPG	RPG	APG	MPG
G 0	Clyde Trapp	6-4	194	Jr.	Eastover, S.C.	4/1	6.3	2.5	1.8	25.2
G 2	Al-Amir Dawes	6-2	180	Fr.	Newark, N.J.	14/13	9.1	3.0	3.0	31.8
G 15	John Newman III	6-5	197	So.	Greensboro, N.C.	14/14	9.4	3.3	2.1	29.5
F 13	Tevin Mack	6-6	227	Gr.	Columbia, S.C.	14/14	11.1	5.1	1.2	28.2
F 25	Aamir Simms	6-8.5	240	Jr.	Palmyra, Va.	14/14	13.5	7.4	2.2	30.3
F 1	Jonathan Baehre	6-10	209	Jr.	Wiesbaden, Germany	2/0	0.0	3.5	0.0	13.0
G 3	Chase Hunter	6-3	200	Fr.	Atlanta, Ga.	6/4	6.7	1.5	2.2	23.8
G 4	Nick Honor	5-10	205	So.	Orlando, Fla.	Sitting Out Due to NCAA Transfer Rules				
F 5	Hunter Tyson	6-8	211	So.	Monroe, N.C.	14/1	5.6	3.7	0.4	14.9
G 10	Curran Scott	6-4	205	Gr.	Edmond, Okla.	14/4	7.5	1.9	1.6	23.3
G 11	Parker Fox	6-6	202	So.	Reno, Nev.	5/0	0.4	0.2	0.0	2.6
G 12	Alex Hemenway	6-3	180	Fr.	Newburgh, Ind.	2/0	4.5	0.0	0.0	12.0
F 20	O'Neil McBride	6-7	195	Fr.	Myrtle Beach, S.C.	5/0	0.4	0.8	0.2	2.4
F 21	Khavon Moore	6-8	217	So.	Macon, Ga.	12/4	3.4	3.0	0.8	14.3
G 31	Wells Hoag	6-2	180	So.	Greenville, S.C.	4/0	1.3	0.5	0.0	3.0
F 32	Paul Grinde	6-10	300	Gr.	Virginia Beach, Va.	5/0	2.0	0.2	0.0	3.1
C 55	Trey Jemison	7-0	256	So.	Birmingham, Ala.	14/0	2.1	1.9	0.1	8.5

(--/--)	North Carolina	Ht.	Wt.	Yr.	Hometown	GP/GS	PPG	RPG	APG	MPG
G 1	Leaky Black	6-8	195	So.	Concord, N.C.	14/14	5.4	4.6	1.9	26.5
G 4	Brandon Robinson	6-5	173	Sr.	Douglasville, Ga.	11/11	10.7	3.4	3.2	30.1
G 13	Jeremiah Francis	6-0	210	Fr.	Reynoldsburg, Ohio	7/3	5.9	1.7	3.0	21.2
F 5	Armando Bacot	6-10	232	Fr.	Richmond, Va.	15/15	9.4	7.9	0.8	21.6
F 15	Garrison Brooks	6-9	235	Jr.	LaFayette, Ala.	15/15	14.4	8.8	1.7	33.8

BROADCAST SHEET

(Clicking on a player's headshot will take you to their online bio)



#0 CLYDE TRAPP

So. • 6-4 • 194 • Guard

Eastover, S.C. • Lower Richland HS

- Made his return from a torn ACL against Jacksonville (Dec. 20).
- Tore his ACL on Friday, June 28 - the day before the team took off for Italy for the 2019 World University Games.

- Served as backup point guard to Shelton Mitchell in 2018-19.
- Scored season-high 16 points against Pitt (Jan. 29).
- Career-high 5 field goals vs. Lipscomb (Dec. 30).
- Appeared in 34 games and made seven starts (6.0 PPG, 3.4 RPG)



#1 JONATHAN BAEHRE

Jr. • 6-10 • 209 • Forward

Wiesbaden, Germany • UNC Asheville

- Returned from ACL injury on Dec. 8 against Florida State.
- Tore his ACL on Tuesday, May 21 and did not participate in the 2019 World University Games in Italy.

- Sat out last season due to NCAA transfer rules.
- Transferred from UNC Asheville.
- Scored 28 points and grabbed 14 rebounds in an NIT contest against Southern California (the only USC) in 2018.



#2 AL-AMIR DAWES

Fr. • 6-2 • 180 • Guard

Newark, N.J. • The Patrick School

- Season-high 19 points against Alabama A&M
- Came to Clemson as a four-star prospect according to ESPN and 247Sports. Ranked No. 95 in ESPN's Top 100

- Averaged 7.0 points, 2.2 rebounds and 2.3 assists during the 2019 World University Games.
- Chose Clemson over Providence, Seton Hall, St. John's and UCONN.




#3 CHASE HUNTER

Fr. • 6-3 • 200 • Guard

Atlanta, Ga. • Westlake HS

- Came to Clemson as a four-star prospect and No. 98 overall in 247Sports' Top 100.
- Rated the No. 4 player in the state of Georgia and the No. 14 combo guard in the country.

- Averaged 3.8 points, 1.5 rebounds and 1.0 assists during the 2019 World University Games.
- Chose Clemson over Georgia, Virginia, Oklahoma and Michigan State.




#5 HUNTER TYSON

So. • 6-8 • 211 • Forward

Monroe, N.C. • Piedmont HS

- Scored career-high 20 points off the bench in 87-65 win over Detroit Mercy.
- Made a career-best five 3-pointers on 10 attempts.
- First 20-point scorer off the bench since Marquise Reed (Dec. 20, 2018).

- First career start came against South Carolina (Dec. 15)
- Averaged 8.3 points and 3.8 rebounds during the 2019 World University Games.
- Averaged 1.6 points and 1.0 rebounds last season.




#10 CURRAN SCOTT

Gr. • 6-4 • 204 • Guard

Edmond, Okla. • Tulsa

- Shooting 52.2 percent from the floor and 44.4 percent from three in ACC play.
- Graduate senior who is serving his final year of eligibility for the Tigers in 2019-20.

- Shot 44.4 percent from long range in AAC play last season.
- Scored in double-figures on 13 occasions, including two 20-point outings.
- Finished the season (last five games) averaging 15.8 points.



#11 PARKER FOX

So. • 6-6 • 202 • Guard

Reno, Nev. • Oconee HS (Ga.)

- Secured first career rebound vs. Jacksonville (Dec. 20).
- Walk-on guard who joined the team in the spring of 2018.
- Son of current University of California men's basketball head coach Mark Fox.

- Made his collegiate debut against The Citadel (Nov. 6, 2019).
- Connected on first career points with first career 3-pointer against Charleston Southern.
- Finished the season 50.0 percent from the floor and from distance.



#12 ALEX HEMENWAY

Fr. • 6-3 • 180 • Guard

Newburgh, Ind. • Castle HS

- Severe high ankle sprain --no timetable.
- Posted one of the biggest shots of the 2019 World University Games - a 4-point play at the end of the Finland game which helped seal a 69-65 victory.

- Came to Clemson as a three-star prospect.
- Ranked as the No. 10 prospect in the state of Indiana.
- Chose Clemson over Nebraska, Creighton, DePaul and Belmont.



#13 TEVIN MACK

Gr. • 6-6 • 227 • Guard/Forward

Columbia, S.C. • Dreher HS

- Tallied five steals against Colgate (Nov. 10). Second player in the last five seasons for Clemson (Marquise Reed).
- Season-high 22 points against TCU (Nov. 24) - 8-15 FG, 5-10 3FG

- Finished third in double-digit scoring games last season (16).
- Played 48 career games at Texas prior to transferring to Alabama.
- Career high 27 points against Oklahoma State (1/4/17).



#15 JOHN NEWMAN III

So. • 6-5 • 197 • Guard

Greensboro, N.C. • Greensboro Day

- Posted a career-high 16 points against Presbyterian (Nov. 7). Career-best six field goals against Presbyterian.
- Tied career-best with 16 pts vs. Colorado
- Career-high 4 steals vs. South Carolina

- Averaged 13.3 points and 5.7 rebounds per game during the 2019 World University Games.
- Scored 8 points and grabbed five rebounds in an exhibition victory over Anderson (Oct. 30).




#20 O'NEIL McBRIDE

Fr. • 6-7 • 195 • Forward

Myrtle Beach, S.C. • Myrtle Beach HS

- Scored first career points at Minnesota (Dec. 2).
- Has two rebounds this season
- Walk-on who joined the Tigers during the summer of 2019.

- Attended and graduated from Myrtle Beach High School.
- Averaged 10.0 PPG and 9.0 RPG as a senior
- Following high school, attended postgraduate school and played at Fork Union Military Academy (Va.).



#21 KHAVON MOORE

So. • 6-8 • 217 • Forward

Macon, Ga. • Texas Tech

- Scored career-high 10 points on career-best 5 made field goals at Minnesota (Dec. 2).
- NCAA waiver was granted on Oct. 30.

- Came out of high school as a highly regarded four-star prospect.
- Was rated No. 44 in the nation by Rivals.com.
- ESPN graded Moore at No. 43 in ESPN's Top 100.



#25 AAMIR SIMMS

Jr. • 6-8.5 • 240 • Forward

Palmyra, Va. • Blue Ridge School

- Second career double-double against TCU (Nov. 24) - 13 points and 12 rebounds
- Posted first career double-double (12 points, 15 rebounds) vs. Virginia Tech

- Fourth career 20-point game against Miami (Dec. 31)
- Averaged 15.2 points and 9.8 rebounds per game during the 2019 World University Games.
- Scored 27 points and grabbed 16 rebounds against Israel.




#32 PAUL GRINDE

Gr. • 6-10 • 300 • Forward

Virginia Beach, Va. • Vassar

- Graduate senior who is serving his final year of eligibility for the Tigers in 2019-20 (transferred from Vassar College).
- Averaged 14.1 points and 6.9 rebounds per game last season for Vassar.

- 17th player in Vassar history to amass 1,000 points.
- Ranks sixth all-time at Vassar in rebounds with 569
- One of just four players all time at Vassar to post 1,000 points and 500 rebounds.



#55 TREY JEMISON

So. • 7-0 • 256 • Center

Birmingham, Ala. • Hoover HS

- Scored career-high 10 points and grabbed a career-best five rebounds against Alabama A&M (Nov. 21).
- Blocked a career-high four shots against the Bulldogs.

- Scored career-high four points at Duke (Jan. 5, 2019).
- Blocked a career-high two shots against Wake Forest (Feb. 3, 2019).
- Averaged 4.2 points and 3.5 rebounds at 2019 World University Games.

ROSTER

ALPHABETICAL

No	Name	Pos	Hgt	Wgt	Cl.	Exp.	Hometown	Previous School
1	Jonathan Baehre	F	6-10	209	Jr.	TR	Wiesbaden, Germany	UNC Asheville
2	Al-Amir Dawes	G	6-2	180	Fr.	HS	Newark, N.J.	The Patrick School
11	Parker Fox	G	6-6	202	So.	1VL	Reno, Nev.	Oconee HS (Ga.)
32	Paul Grinde	F/C	6-10	300	Gr.	TR	Virginia Beach, Va.	Vassar
12	Alex Hemenway	G	6-3	180	Fr.	HS	Newburgh, Ind.	Castle HS
31	Wells Hoag	G	6-2	180	So.	HS	Greenville, S.C.	Greenville HS
4	Nick Honor	G	5-10	205	So.	TR	Orlando, Fla.	Fordham
3	Chase Hunter	G	6-3	200	Fr.	HS	Atlanta, Ga.	Westlake HS
55	Trey Jemison	C	7-0	256	So.	1VL	Birmingham, Ala.	Hoover HS
13	Tevin Mack	G/F	6-6	227	Gr.	TR	Columbia, S.C.	Alabama
21	Khavon Moore	G/F	6-8	217	So.	TR	Macon, Ga.	Texas Tech
15	John Newman III	F	6-5	197	So.	1VL	Greensboro, N.C.	Greensboro Day School
10	Curran Scott	G	6-4	205	Gr.	TR	Edmond, Okla.	Tulsa
25	Aamir Simms	F	6-7	240	Jr.	2VL	Palmyra, Va.	Blue Ridge School
0	Clyde Trapp	G	6-4	194	Jr.	2VL	Eastover, S.C.	Lower Richland HS
5	Hunter Tyson	F	6-8	211	So.	1VL	Monroe, N.C.	Piedmont HS

NUMERICAL

No	Name	Pos	Hgt	Wgt	Cl.	Exp.	Hometown	Previous School
0	Clyde Trapp	G	6-4	194	Jr.	2VL	Eastover, S.C.	Lower Richland HS
1	Jonathan Baehre	F	6-10	209	Jr.	TR	Wiesbaden, Germany	UNC Asheville
2	Al-Amir Dawes	G	6-2	180	Fr.	HS	Newark, N.J.	The Patrick School
3	Chase Hunter	G	6-3	200	Fr.	HS	Atlanta, Ga.	Westlake HS
4	Nick Honor	G	5-10	205	So.	TR	Orlando, Fla.	Fordham
5	Hunter Tyson	F	6-8	211	So.	1VL	Monroe, N.C.	Piedmont HS
10	Curran Scott	G	6-4	205	Gr.	TR	Edmond, Okla.	Tulsa
11	Parker Fox	G	6-6	202	So.	1VL	Reno, Nev.	Oconee HS (Ga.)
12	Alex Hemenway	G	6-3	180	Fr.	HS	Newburgh, Ind.	Castle HS
13	Tevin Mack	G/F	6-6	227	Gr.	TR	Columbia, S.C.	Alabama
15	John Newman III	F	6-5	197	So.	1VL	Greensboro, N.C.	Greensboro Day School
21	Khavon Moore	G/F	6-8	217	So.	TR	Macon, Ga.	Texas Tech
25	Aamir Simms	F	6-7	240	Jr.	2VL	Palmyra, Va.	Blue Ridge School
31	Wells Hoag	G	6-2	180	So.	HS	Greenville, S.C.	Greenville HS
32	Paul Grinde	F/C	6-10	300	Gr.	TR	Virginia Beach, Va.	Vassar
55	Trey Jemison	C	7-0	256	So.	1VL	Birmingham, Ala.	Hoover HS

Head Coach: Brad Brownell

Assistant Coaches: Dick Bender, Antonio Reynolds Dean, Anthony Goins

Director of Basketball Operations: Matt Bucklin

Special Assistant to the Head Coach: Marty Simmons

Director of Basketball Recruiting: Philip Pearson

Strength & Conditioning: Mike Bewley

Director of Player Development: Terrell McIntyre

Athletic Trainer: Brad Crowe

Video Coordinator: Amit Tailor

Graduate Managers: Kylene Butler and Aaron Stevens

Undergraduate Managers: Jake Cerota, Luke Phillips, Braden Green, Palmer Morris, Jack Greer, Devon Gilliard, Jack Nauseef, Thomas Brockhorst, Johnny Heijer, Carson Greco, Drew Buddin, Robert Lewis (ClemsonLIFE) and Ty Parris (ClemsonLIFE)

PRONUNCIATION GUIDE

Jonathan Baehre	<i>Rhymes with Bear</i>
Mike Bewley	<i>BYOO-lee</i>
Brad Brownell	<i>BROW-nehl</i>
Trey Jemison	<i>GEM-ih-son</i>
Khavon Moore	<i>KAY-vohn</i>
Paul Grinde	<i>GRIN-dee</i>

CLEMSON TIGERS BLUEPRINT

Via High School Ranks (9)

Clyde Trapp (2017 recruiting class)
 Al-Amir Dawes (2019 recruiting class)
 Chase Hunter (2019 recruiting class)
 Hunter Tyson (2018 recruiting class)
 Parker Fox (2018 recruiting class)
 Alex Hemenway (2019 recruiting class)
 John Newman III (2018 recruiting class)
 Aamir Simms (2017 recruiting class)
 Trey Jemison (2018 recruiting class)

Via Transfer Portal (6)

Jonathan Baehre (2018 transfer from UNC Asheville)
 Nick Honor (2019 transfer from Fordham)
 Curran Scott (2019 graduate transfer from Tulsa)
 Tevin Mack (2019 graduate transfer from Alabama)
 Khavon Moore (2019 transfer from Texas Tech)
 Paul Grinde (2019 graduate transfer from Vassar)

HEAD COACH BRAD BROWNELL



(Clicking on Coach Brownell's headshot will take you to his online bio)



CAREER RECORDS

Overall Record: 343-219
Conference Games (regular season career): 178-126
Non-Conference Games (at Clemson): 95-41
ACC Tournament: 4-9
NCAA Tournament (career): 3-5
Overtime Games (at Clemson): 10-7
NIT (career): 4-3

CAREER RECORDS (ACC PLAY)

Overall Record (Regular Season): 77-85
Overall Record (inc. postseason): 81-94
ACC Tournament: 4-9

ALL-TIME WINNINGEST COACHES

1.	Cliff Ellis (1985-94)	177-128
2.	Brad Brownell (2010-present)	176-134
3.	Bill Foster (1975-84)	156-106
4.	Oliver Purnell (2003-10)	138-88
5.	Joe Davis (1932-40)	101-86

CAREER COACHING RECORDS

Season Victories: 25
Cliff Ellis, 1986-87
Oliver Purnell, 2006-07
Brad Brownell, 2017-18

ACC Season Victories
11, Brad Brownell, 2017-18

ACC Home Victories
8, Brad Brownell, 2017-18

ACC Regular Season Career Victories
77, Brad Brownell (77-84), 2010-20

Overall Wins vs. ACC Teams
81, Brad Brownell (81-93), 2010-20

Overall Winning Percentage
vs. ACC Teams: .466, Brad Brownell (81-93), 2010-20

Overall ACC Home Winning Percentage
.674, Brad Brownell (62-30), 2010-20

ABOUT BRAD BROWNELL

Born November 15, 1968
Hometown Evansville, Indiana
High School Harrison High School
Degree DePauw University (1991); history
Master's University of Indianapolis (1994); history

FAMILY

Wife Paula
Daughter Abby
Daughter Kate

COACHING EXPERIENCE

Years	School, Position
1991-92	Evansville, graduate assistant
1992-94	Indianapolis; assistant coach
1994-2002	UNC Wilmington, assistant coach
2002-06	UNC Wilmington, head coach
2006-10	Wright State, head coach
2010-pres.	Clemson, head coach

PLAYING EXPERIENCE

Years	
1988-91	DePauw University
	(Ranks seventh in school history in career assists - 332; 15th in steals - 102; 17th in free throw percentage - .782)

COACHING HONORS

2003	Colonial Athletic Association Coach of the Year
2006	Colonial Athletic Association Coach of the Year
2008	Horizon League Coach of the Year
2018	Sports Illustrated College Basketball Coach of the Year

COACHING TREE

Colton Ayers (Assistant coach at Limestone College)
Nick Bowman (Assistant coach at Nicholls State)
Tee Butters (Assistant coach at Charleston Southern)
Austin Claunch (Head coach at Nicholls State)
Billy Donlon (Head coach at UMKC)
Jimmy Garrity (Head women's coach at Wofford)
CJ Gleaton (Assistant coach at Quincy University)
Adam Gordon (Associate head coach at Southeast Missouri State)
Earl Grant (Head coach at College of Charleston)
Marty McGillan (Assistant coach at Longwood)
Riley McGillan (Director of operations at Longwood)
Lucas McKay (Assistant coach at UMKC)
Terrence Oglesby (Assistant coach at Carson-Newman)
Rick Ray (Head coach at Southeast Missouri State)
Richie Riley (Head coach at South Alabama)
Tanner Smith (Assistant coach at Kennesaw State)
Mike Winiecki (Assistant coach at Lakeland Magic (NBA G-League))

NBA DRAFT PICKS UNDER BROWNELL

2014	K.J. McDaniels, 32nd to Philadelphia
2017	Jaron Blossomgame, 59th to San Antonio

BROWNELL'S YEAR-BY-YEAR HEAD COACHING RECORD

YEAR	SCHOOL	OVERALL	.PCT	CONF.	POSTSEASON
2002-03	UNC Wilmington	24-7	.744	15-3	NCAA, 1st round
2003-04	UNC Wilmington	15-15	.500	9-9	
2004-05	UNC Wilmington	19-10	.655	13-5	
2005-06	UNC Wilmington	25-8	.758	15-3	NCAA, 1st round
2006-07	Wright State	23-10	.697	13-3	NCAA, 1st round
2007-08	Wright State	21-10	.677	12-6	
2008-09	Wright State	20-13	.606	12-6	
2009-10	Wright State	20-12	.625	12-6	
2010-11	Clemson	22-12	.647	9-7	NCAA, 2nd round
2011-12	Clemson	16-15	.516	8-8	
2012-13	Clemson	13-18	.419	5-13	
2013-14	Clemson	23-13	.639	10-8	NIT, Semifinals
2014-15	Clemson	16-15	.516	8-10	
2015-16	Clemson	17-14	.548	10-8	
2016-17	Clemson	17-16	.515	6-12	NIT, 1st Round
2017-18	Clemson	25-10	.714	11-7	NCAA, Sweet Sixteen
2018-19	Clemson	20-14	.588	9-9	NIT, 2nd Round
2019-20	Clemson	7-7	.500	1-3	

HEAD COACHING SUMMARY

at UNC Wilmington	83-40	.675	52-20
at Wright State	84-45	.651	49-21
at Clemson	176-134	.568	77-85
TOTALS	343-219	.610	178-126

NOTE: Conference record is regular season only.

GAME NOTES & MISCELLANEOUS STATS

SERIES HISTORY VS. NORTH CAROLINA

- Clemson is 21-133 all-time against North Carolina, including 0-59 in games played in Chapel Hill, including 0-28 at the Smith Center.
- Clemson lost its last meeting there, 87-79 in the 2017-18 season. The Tigers hit their first 15 shots of the second half, but couldn't prevail.
- This will be the first time since the 2013-14 that neither team will be ranked in the AP Top 25.

INJURY BITTEN TIGERS

- The Tigers have been bitten by the injury bug in 2019 and have had many key players miss time due to injuries, including preseason projected starters Clyde Trapp and Jonathan Baehre and in-season starter Chase Hunter.
- Three-of-the-five injured Tigers have missed at least 10 games this season.
- For much of the season, the Tigers have had as few as **eight scholarship players** active in games.
- The Tigers have had players miss a total of **43** games this season.

Games Missed

Name	Yr	Pos	Gms Missed
Jonathan Baehre	Jr.	F	12
Alex Hemenway	Fr.	G	12
Chase Hunter	Fr.	G	7
Khavon Moore	So.	G/F	2
Clyde Trapp	Jr.	G	10

ONE WIN AWAY...

- Head Coach Brad Brownell is just one win shy of tying Cliff Ellis for the all-time mark in Clemson history with 177 wins.
- Brownell won his 176th at Clemson with an 81-70 victory over NC State on Jan. 4.

ALL-TIME WINNINGEST COACHES AT CLEMSON

Rk.	Coach	Record
1.	Cliff Ellis (1985-94)	177-128
2.	Brad Brownell (2010-present)	176-134
3.	Bill Foster (1975-84)	156-106
4.	Oliver Purnell (2003-10)	138-88
5.	Joe Davis (1932-40)	101-86
6.	Rock Norman (1941-46)	85-131
7.	Bobby Roberts (1963-70)	82-116
8.	Rick Barnes (1994-98)	74-48
9.	Larry Shyatt (1998-03)	70-84
10.	Tates Lock (1971-75)	62-70

AAMIR SIMMS IN THE POST

- Aamir Simms notched his fourth 20-point game of the season against Miami (Dec. 31) with 21 points, while also tallying eight rebounds.
- Simms scored 18 points in a 29-point thrashing of

Jacksonville on Dec. 20.

- He finished 7-for-8 from the floor, including a perfect 3-for-3 from downtown and 1-for-1 from the foul line.
- It was Simms' eighth double-digit scoring game of the season.
- Simms has made a Clemson season-best seven-straight 3-pointers from Dec. 8 at Florida State through the Tigers' contest against Jacksonville on Dec. 20.
- Simms posted his third career 20-point game against South Carolina (Dec. 15) on 5-for-7 shooting and a perfect 3-for-3 from behind the arc.
- Simms also finished 8-for-11 (career-highs in makes and attempts from the charity stripe).
- Simms posted a season-high with 19 points in a 22-point win against Detroit Mercy (Nov. 17).
- In the Tigers' first game of the MGM Resorts Main Event against TCU, Simms posted 13 points, 12 rebounds and seven assists to notch his second career double-double and nearly manage his first career triple double.
- Simms followed up his performance against TCU, tying his career-best with 23 points against Colorado.
- Simms also notched a career-high seven made free throws, while finishing 7-for-14 in the contest.
- One of Clemson's most versatile players captured his first career double-double in the season opener against Virginia Tech.
- Simms posted 12 points and 15 rebounds in a stellar performance to open the season.
- The 15 rebounds for Simms was a new career-best, outdoing his 10-rebound game last season at Duke (Jan. 5, 2019).
- Simms posted yet another double-digit scoring game with 12 points against Colgate (Nov. 10). He narrowly missed a double-double with eight rebounds, however, of the eight boards, four were on the offensive glass - tying a career high.
- Simms is now averaging 13.5 points and 7.4 rebounds per game.
- The last Tiger to average double-digits on the boards was Sharone Wright (1993-94 - 10.6 rebounds per game).
- Wright was a 1994 NBA First Round Draft Pick. The highest in Clemson history at sixth overall - selected by the Philadelphia 76ers.
- Strangely enough, Wright is also the last player for Clemson to accomplish a triple double (12 points, 14 rebounds and 10 blocks in an 82-72 win against Maryland on Jan. 26, 1993).

TYSON IS KEY OFF TIGER BENCH

- Sophomore Hunter Tyson has started to put together solid outings for Clemson off of the bench.

2019-20 THREE-POINT LINE

- The 3-point line will be extended by approximately 1 foot, 8 inches to the same distance used by FIBA for international competition (22 feet, 1.75 inches).
- The previous 3-point line was moved back prior to the 2008-09 season (20 feet, 9 inches).
- For 21 years, the 3-point line stood at 19 feet, nine inches from 1986-87 to 2007-08.
- The 3-point line was first introduced to college basketball during the 1982-83 season and stood at 17 feet, nine inches. The Tigers played with that distance in 15 ACC games and a game against Presbyterian.
- Also that season, the Tigers played three contests in the Alaska Shootout with an experimental distance of what would become the new 3-point line distance in 1986-87 (19 feet, 9 inches).

- Tyson has now posted his fourth double-digit scoring game of his career and of the season off the bench.
- Tyson scored 11 points against Yale (Dec. 22) to collect his fourth double-digit scoring game of his career.
- He also swiped four steals on the night - a new career-high and tied for the second-most in a single game this season with roommate John Newman III. (Tevin Mack posted 5 steals against Colgate (Nov. 10)).

TYSON'S 20-PIECE

- Hunter Tyson scored a career-high 20 points in an 87-65 victory over Detroit Mercy (Nov. 17).
- Tyson became the first Tiger to score 20 points off the bench since Marcquise Reed last season at South Carolina (Dec. 22, 2018).
- Tyson's damage came via the 3-point ball. He made a career-best five long balls on 10 attempts, while also connecting on a career-high seven made field goals.

FEWEST 2ND HALF POINTS ALLOWED UNDER BROWNELL

- Clemson allowed just 11 points in the second half against Jacksonville. It marked the fewest points allowed in a second half under head coach Brad Brownell.
- The previous marked was 14 by Delaware State on Nov. 13, 2013.
- The Tigers allowed just two points in the last 14:40 of regulation, including holding the Dolphins scoreless for the last 7:55 of the second half.
- During the last 14:40, Clemson held Jacksonville to just 1-for-19 from the floor, including forcing five turnovers.

CLEMSON'S RECORD...

Overall.....	7-7	When leading with 1:00 left	6-0
At home.....	6-4	When trailing with 1:00 left.....	1-6
On the road.....	0-2	When shooting 50% or better	2-0
At neutral sites.....	1-1	When opponent shoots less than 50%	7-6
In overtime	1-0	When scoring 70 or more points.....	5-0
Vs. ranked opponents.....	0-2	When winning the rebound margin	6-1
In games decided by 3 points or less.....	1-0	When winning the turnover margin	6-2
In games decided by 5 points or less.....	0-2	When winning points in the paint	5-2
In games decided by 7 or more points	6-5	When winning bench points.....	5-2
When leading at halftime.....	6-3	In November	5-2
When trailing at halftime.....	1-3	In December	1-5
When tied at halftime	0-1	In January.....	1-0
When leading with 5:00 left	6-2	In February	0-0
When trailing with 5:00 left.....	1-5	In March.....	0-0

NOTES

PRONUNCIATION GUIDE

COACHES

HC Brad Brownell	BROW-nehl
Strength Coach Mike Bewley	BYOO-lee
Player Development Terrell McIntyre	TUH-rell
Athletic Trainer Brad Crowe	"Crow"
Video Coordinator Amit Tailor	uh-MEET Taylor

PLAYERS

F Jonathan Baehre	"Bear"
F Paul Grinde	GRIN-dee
C Trey Jemison	GEM-ih-son
F Khavon Moore	KAY-vohn
G Curran Scott	KERR-uhn

HOMETOWNS/HIGH SCHOOLS

Weisbaden, Germany (Jonathan Baehre)	WHEEZ-bade-en
Oconee High School (Ga.) (Parker Fox)	OH-cone-ee
Dreher High School (Tevin Mack)	Dreer
Macon, Ga. (Khavon Moore)	MAKE-in

CLEMSON TOUGH TO BEAT WHEN ALLOWING 50 OR LESS POINTS

- In Brad Brownell's tenure as head coach at Clemson, the Tigers are a combined 45-2 when they allow 50 or less points to its opponent.
- The Tigers have won their last 24 contests in which they have allowed 50 or less points (24-0).
- Most recently, the Tigers held Jacksonville to just 39 total points (only 11 in the second half) en route to a 68-39 victory.
- In just the Tigers' second game of the 2019-20 season, they held Presbyterian to just 45 points, marking the first time this season they have held an opponent under the 50-point threshold.
- Clemson went 4-0 during 2018-19 in such games.
- The Tigers topped Pittsburgh with a 62-48 victory on the road on Feb. 27.
- Clemson rolled Georgia Tech on the road on Feb. 6, 65-42, and clinching the fewest points allowed in consecutive ACC games in Clemson history.
- The Tigers dominated Wake Forest on Feb. 3, 64-37, holding the Demon Deacons to the lowest point total allowed in an ACC game under Brownell.
- The 37 points ties Georgia Tech from a Feb. 21, 2012, 56-37, Tiger victory.
- The 40th win came on Nov. 20 in the Cayman Islands Classic semifinals with a 64-49 win over Georgia.
- The only losses on the record are losses to Virginia (49-47, Feb. 2, 2011) and Miami (45-43, Feb. 17, 2013).

CLEMSON'S RECORD IN GAMES ALLOWING 50 POINTS OR LESS (UNDER BROWNELL)

Year	Record
2010-11	6-1
2011-12	7-0
2012-13	6-1
2013-14	9-0
2014-15	3-0
2015-16	4-0
2016-17	2-0
2017-18	2-0
2018-19	4-0
2019-20	2-0
TOTAL	45-2

CLEMSON WHEN ALLOWING 40 OR LESS POINTS

- Taking it one step further, Clemson has allowed 40 points or less on nine occasions during Brownell's tenure as head coach.
- The Tigers have accomplished this feat twice during ACC play, while the other seven contests have been out-of-conference games.
- Clemson notched its first of the 2019-20 season with a 68-39 beating of Jacksonville on Dec. 20.

- Clemson allowed just 11 second half points against the Dolphins - the least amount allowed under Brownell at Clemson in a second half.

CLEMSON'S RECORD IN GAMES ALLOWING 40 POINTS OR LESS (UNDER BROWNELL)

Date	Opponent	Site	W/L	Score
Dec. 20, 2019	Jacksonville	H	W	68-39
Feb. 3, 2018	Wake Forest	H	W	64-37
Nov. 13, 2015	NC Central	H	W	74-40
Dec. 14, 2013	Furman	H	W	71-35
Nov. 29, 2013	Coastal Carolina	H	W	69-40
Nov. 13, 2013	Delaware State	H	W	58-37
Feb. 21, 2012	Georgia Tech	A	W	56-37
Dec. 17, 2011	Winthrop	H	W	60-40
Dec. 17, 2010	Savannah State	H	W	61-40
RECORD				9-0

MACK'S IMPACT

- Tevin Mack opened the season with seven-straight double-digit scoring games.
- Seven games in a row in double-figures set a new career-high. He previously scored in double figures in six-straight games from Nov. 29-Dec. 21, 2016 while at Texas.
- The performance against Colorado marked Mack's 39th career double-digit scoring game.
- He is now up to 40 career double-digit scoring games.
- While his 22-point game against TCU was his first 20-point game of the season, it was his 8th career 20-point outing.
- Mack secured 11 rebounds in a 68-39 win over Jacksonville on Dec. 20. It marked his second double-digit rebounding effort of his career.
- Mack had a career-best 12 boards against Arkansas on Dec. 17, 2016 while at Texas.

MACK HAS SEEN THE COUNTRY

- Clemson graduate senior Tevin Mack is used to playing in difficult basketball environments.
- He played his first two years at Texas, then played last season at Alabama. By the end of the year, he will be on of the most experienced players in college basketball when it comes to playing against different Power Five Conference schools.
- The Dec. 8 game at Florida State was the 24th different Power Five Conference facility he has played in.
- If he plays in each game this season, he will finish the regular season having played in 34-of-the-65 Power Conference basketball facilities.
- When it comes to playing against Power Five teams home or away, he will have played for or against 47-of-the-65 Power Conference teams.
- He will have finished his career playing for or against all 15 ACC schools, all 14 from the SEC, all 10 from the Big 12, four from the Pac-12 and four from the Big 10.
- He has played for and against Alabama.

CLEMSON MANAGERS CLIMBING NATIONAL RANKS

- Clemson's manager team is 2-2 this season and has slowly been climbing the @ManagerGames_ national rankings since the poll debuted earlier this year.
- The Tiger managers are coming off of a thrilling 70-68 double-overtime victory over NC State.
- They are averaging 75.0 points per game over four contests with a +3.8 scoring margin.
- The 75.0 points per contest ranks 36th in the country out of 143 teams.
- The Tiger managers have four averaging double figures this season: Terrell McIntyre (27.0), Aaron Stevens (20.0), Jake Cerota (14.0) and Kylen Butler (12.0).

CLEMSON HOSTS TIGER WONDERLAND

- Clemson University men's basketball hosted its annual Tiger Wonderland event on Thursday, Dec. 12.

BRAD BROWNELL VS. 2019-20 OPPONENTS

Opponent	at Clemson	Overall
Alabama A&M	1-0	1-0
Boston College	10-3	10-3
Colgate	1-0	1-0
Colorado	0-1	0-1
Detroit Mercy	1-0	11-0
Duke	2-9	2-9
Florida State	6-15	6-15
Georgia Tech	16-4	16-4
Jacksonville	1-0	3-0
Louisville	2-3	2-3
Miami (Fla.)	5-7	5-7
Minnesota	0-2	0-2
North Carolina	1-11	1-13
NC State	8-9	8-9
Notre Dame	2-5	2-5
Pittsburgh	6-3	6-3
Presbyterian	3-0	4-0
South Carolina	5-5	5-5
Syracuse	3-4	3-4
TCU	1-0	1-0
Virginia	2-11	2-11
Virginia Tech	6-8	6-8
Wake Forest	11-1	11-2
Yale	0-1	0-1

CLEMSON VS. 2019-20 OPPONENTS

Opponent	Overall
Alabama A&M	1-0
Boston College	18-7
Colgate	2-0
Colorado	0-1
Detroit Mercy	1-0
Duke	31-109
Florida State	32-44
Georgia Tech	73-63
Jacksonville	2-0
Louisville	2-6
Miami (Fla.)	14-13
Minnesota	2-6
North Carolina	21-133
NC State	54-104
Notre Dame	2-5
Pittsburgh	6-3
Presbyterian	58-18-1
South Carolina	79-91
Syracuse	5-4
TCU	2-0
Virginia	53-76
Virginia Tech	16-20
Wake Forest	63-99
Yale	1-2

The team hosted over 30 area children from Clemson Community Care to make sure they had the opportunity to have a Merry Christmas.

- Clemson Community Care is a local organization that provides assistance with basic needs such as food, shelter and utilities for area families in need.
- For Tiger Wonderland, the organization works with the Clemson basketball office to provide a list of children, and the children's parents provide their clothing sizes and a wish list of toys.
- After an arts-and-crafts session and some holiday treats, the groups shared a meal and then proceeded to the Burton Gallery to open up presents with each member of the basketball team.

BRAD BROWNELL

On the impact of Tiger Wonderland:

NOTES

LITTLEJOHN COLISEUM

First Game: Nov. 30, 1968 (Clemson 76, Georgia Tech 72)
Games: 777
Overall Record: 568-209 (.731)
Non-Conference: 357-46 (.886) | **ACC:** 211-163 (.564)
Brownell Era: 107-38 (.738) | **Non-Con:** 57-12 (.826) | **ACC:** 47-28 (.627)
Total Attendance (Avg.): 6,207,573 (7,989)
Most Wins / Season: 16 (2006-07; 2013-14)

LITTLEJOHN COLISEUM HOME RECORD

Year	Overall	Pct.	Attn.	Avg.
1968-69	4-7	.364	55,150	5,014
1969-70	6-5	.546	50,877	4,625
1970-71	8-4	.667	63,488	5,291
1971-72	6-4	.600	81,278	8,128
1972-73	9-2	.818	85,750	7,795
1973-74	9-4	.692	103,519	7,963
1974-75	11-1	.917	113,515	9,460
1975-76	8-5	.615	107,220	8,248
1976-77	13-2	.867	134,841	8,883
1977-78	10-5	.667	138,115	9,208
1978-79	13-3	.813	144,535	9,033
1979-80	15-0	1.000	130,900	8,727
1980-81	12-4	.750	145,792	9,112
1981-82	11-5	.688	139,731	8,733
1982-83	9-7	.563	131,063	8,191
1983-84	11-5	.688	129,600	8,100
1984-85	12-4	.750	130,136	8,134
1985-86	14-5	.737	144,699	7,616
1986-87	15-2	.882	142,274	7,328
1987-88	12-4	.750	117,250	7,328
1988-89	13-1	.929	114,123	8,151
1989-90	14-0	1.000	122,540	8,753
1990-91	9-7	.563	121,314	7,582
1991-92	12-4	.750	114,691	7,168
1992-93	11-5	.688	113,803	7,113
1993-94	11-4	.733	108,074	7,205
1994-95	11-5	.688	116,754	7,297
1995-96	14-2	.875	150,037	9,377
1996-97	12-3	.800	147,019	9,801
1997-98	11-3	.786	156,103	11,151
1998-99	12-3	.800	141,728	9,449
1999-00	7-9	.438	142,679	8,918
2000-01	9-7	.563	137,909	8,619
2001-02	8-8	.500	139,954	8,747
2002-03	5-4	.555	80,600	8,956
2003-04	10-6	.625	122,900	7,681
2004-05	10-5	.667	111,886	7,459
2005-06	12-4	.750	106,251	6,641
2006-07	16-4	.800	147,122	7,356
2007-08	14-2	.875	137,739	8,609
2008-09	13-3	.813	135,619	8,476
2009-10	14-2	.875	151,442	9,465
2010-11	15-2	.882	140,920	8,289
2011-12	11-5	.688	125,249	7,828
2012-13	8-7	.533	118,305	7,887
2013-14	16-3	.842	142,231	7,486
2014-15	11-6	.611	129,800	7,635
2015-16	Home games held in Greenville, S.C. due to renovation			
2016-17	11-6	.611	123,442	7,262
2017-18	15-1	.938	123,895	7,743
2018-19	14-5	.737	133,290	7,015
2019-20	6-4	.600	60,421	6,042

Largest Crowds

Attendance	Date	W/L	Results
13,863	1-9-1980	W	Clemson 87, Duke 82 (OT)
13,136	2-28-1990	W	Clemson 97, Duke 93
12,632	1-29-1977	W	Clemson 93, UNC 73
12,611	1-7-1987	W	Clemson 73, NC State 69
12,267	1-19-1981	L	Virginia 74, Clemson 59
12,258	1-17-1981	L	Maryland 68, Clemson 62 (OT)
12,013	2-24-1990	W	Clemson 69, UNC 61
11,909	1-11-1978	L	Duke 107, Clemson 85
11,800	1-22-1975	W	Clemson 83, Maryland 82
11,800	2-22-1975	W	Clemson 92, NC State 70
11,800	1-24-1976	L	Virginia 69, Clemson 62
11,742	1-23-1988	W	Clemson 69, S. Carolina 65

Note: The arena was named for J.C. Littlejohn, a long-time Clemson University employee, for many years the school's business manager.

"I think it's a great experience for the men's and women's basketball players and staff. We're all blessed with a lot of wonderful opportunities and gifts, and to be able to spend a little time with some kids in the community who need some role models is a great opportunity for our players. We have a great time with them every year. My administrative assistant, Susan Ruark, does an unbelievable job of spearheading this. We have a great partnership with Clemson Community Care, and I think it's a great reminder to all of us to be thankful and bestow a few blessings on others, too."

On his players' reactions to Tiger Wonderland:

"They like it. They have a good time with it. One of the things we really like about is that we pair a player with a child, and I think that makes it personal. So, for an hour and a half, they're partnered up with that child, and they want to make sure they have a good time. They get to know the kids and talk with them and do arts and crafts, eat and dance together. To watch the kids open presents and just to see the joy on their faces is really good for our guys. It's a great reminder, and I think it's been a terrific event for many years now."

On the importance of events like Tiger Wonderland to his program:

"As coaches, we talk to our players a lot about trying to have a full basketball experience, and we want to have a complete program. It's not just about basketball with our players. We expect them to do well in school and graduate. We want them to understand that there's a responsibility to give back to the community and be a great representative of Clemson. This is one of many things that our guys do in the community. Obviously, it comes at a perfect time for us: during the holidays and right toward the end of finals. I think our guys really enjoy this event about as much as anything we do, and, again, I think it's great because they spend lots of individual, one-on-one time with kids."

AL-AMIR DAWES

On his first Tiger Wonderland experience:

"It was fantastic to see all of the kids and how they reacted to the presents that we had for them. It was joyful. I loved seeing how happy the kids were when they unwrapped their gifts. Just to see them smile and get excited was special for me and my teammates. It was a lot of fun. I'm appreciative for having the opportunity to witness a special moment like that."

COMEBACK FOR THE AGES

- Putting on a show in the "Entertainment Capital of the World," the Clemson University men's basketball

TIGERS IN THE NBA

Randy Mahaffey, F
 Kentucky Colonels 1968-69
 New York Nets 1969-70
 Carolina Cougars 1970-71

Skip Wise, G
 San Antonio Spurs 1975-76

Tree Rollins, C
 Atlanta Hawks 1978-88
 Cleveland Cavaliers 1989-90
 Detroit Pistons 1990-91
 Houston Rockets 1991-93
 Orlando Magic 1993-95

Larry Nance, F
 Phoenix Suns 1982-88
 Cleveland Cavaliers 1988-94

Horace Grant, F
 Chicago Bulls 1988-94
 Orlando Magic 1994-99, 2001-03
 Seattle Supersonics 1999-2000
 Los Angeles Lakers 2000-01, 2003-04

Devin Gray, F
 San Antonio Spurs, Sacramento Kings 1996-97
 Houston Rockets 1999-2000

Elden Campbell, C
 Los Angeles Lakers 1990-99
 Charlotte/New Orleans Hornets 1999-2002
 Seattle Supersonics 2002-03
 Detroit Pistons 2003-05

Dale Davis, F
 Indiana Pacers 1991-2000, 2004-05
 Portland Trailblazers 2000-04
 Golden State Warriors 2004-05
 Detroit Pistons 2005-07

Chris Whitney, G
 San Antonio Spurs 1993-95
 Washington Wizards 1995-2002, 2003-04
 Denver Nuggets 2002-03
 Orlando Magic 2002-03

Sharone Wright, C
 Philadelphia 76ers 1994-95
 Toronto Raptors 1995-98

Greg Buckner, G
 Dallas Mavericks 1999-2002, 2006-07
 Philadelphia 76ers 2002-04
 Denver Nuggets 2004-06
 Minnesota Timberwolves 2007-08
 Memphis Grizzlies 2008-09

Harold Jamison, F
 Miami Heat 1999-2000
 Los Angeles Clippers 2001-02

Will Solomon, G
 Memphis Grizzlies 2001-02
 Toronto Raptors, Sacramento Kings 2008-09

Trevor Booker, F
 Washington Wizards 2010-14
 Utah Jazz 2014-16
 Brooklyn Nets 2016-18
 Indiana Pacers 2018

K.J. McDaniels, G
 Philadelphia 76ers 2014-15
 Houston Rockets 2015-17
 Brooklyn Nets 2017
 Toronto Raptors 2017

Jaron Blossomgame, F
 Cleveland Cavaliers 2018-19

Donte Grantham, F
 Oklahoma City Thunder 2018-19

CLEMSON BIRTHDAYS

January 6	O'Neil McBride
January 10	Paul Grinde
February 15	Wells Hoag
February 17	Aamir Simms
April 6	Khavon Moore
April 8	Chase Hunter
May 1	Tevin Mack
June 13	Hunter Tyson
June 17	Alex Hemenway
July 5	Curran Scott
July 15	Parker Fox
August 2	John Newman III
September 12	Jonathan Baehre
September 28	Al-Amir Dawes
October 3	Nick Honor
November 15	Brad Brownell
November 28	Trey Jemison
December 23	Clyde Trapp

NOTES

team stepped up under pressure and pulled off a gritty victory in the 2019 MGM Resorts Main Event.

- Clemson defeated TCU 62-60 at T-Mobile Arena in their opening contest of the tournament on Sunday.
- After putting together a 15-0 run to close out the second half, Clemson prevailed in overtime.

- The Tigers knocked down 10 3-pointers, including several pivotal treys, in their first action away from Littlejohn Coliseum.

- Marking the largest comeback for the Tigers since 2011.

- Tevin Mack led the charge for the Tigers with a season-high 22 points and nine rebounds.

- Mack went 5-of-10 from deep, with three of his 3-point shots coming in the first half.

- Aamir Simms sparked the comeback in the second half. Simms manufactured a double-double with 13 points and 12 boards, and all 13 of his points were tallied after halftime.

- Down 52-37 with 7:39 remaining, the Tigers remained poised, however, and outscored the Horned Frogs 15-0 over the course of the final 7:39 of the second half. A steal by Curran Scott helped facilitate a game-tying basket by Mack in the final minute, thus forcing overtime.

- In the bonus period, the Tigers came back from a four-point deficit, with a 3-pointer by Al-Amir Dawes giving Clemson a lead that it did not relinquish. Dawes' shot was netted with 1:33 remaining, and it put the Tigers ahead 61-60. The Horned Frogs missed a couple of shots near the basket on their final possession, and Mack then iced the game with a free throw.

HELLO NEWMAN...

- John Newman III got off to a lightning fast start this season posting career-highs in back-to-back games to open the year.

- Newman upped his previous career-best of 15 points against Virginia Tech (Nov. 5) and poured in 16 in a win against Presbyterian (Nov. 7).

- The 16-point outing was Newman's second double-digit scoring game of his career.

- Against the Blue Hose, Newman connected on a career-best six made field goals and three 3-point field goals. He also posted a career-high three assists.

- Newman connected on five made field goals and finished a perfect 4-for-4 at the foul line against Virginia Tech.

- In the championship game in Las Vegas, Newman tied his career-best with 16 points, including a career-high six makes from the foul line.

- So far this season, Newman holds the longest streak at the foul line - eight made in a row.

FROM MANAGER TO PLAYER

- Clemson basketball student manager Wells Hoag was elevated to the active roster on Wednesday, Nov. 20.

- Hoag made his collegiate debut against Alabama A&M on Nov. 21 and played 7.5 minutes on the floor for the Tigers.

- The nearby Greenville, S.C. native scored five points, including connecting on the first two baskets of his career.

- Hoag made a driving layup and then poured in a 3-pointer from the far wing spot.

- While on the floor, Hoag managed to run the point and execute the Tiger offense.

- This isn't something unfamiliar to head coach Brad Brownell, who, in 2014, elevated a then-manager Riley McGillan (2014-17) to the active roster.

- McGillan played 20 games through his Tiger career, scoring 11 points.

- McGillan later served as a graduate assistant in Clemson's program and is now the director of operations at Longwood University for men's basketball.

- Prior to McGillan, the last managers to play in a game were Dennis Hopf (1988-89) and Edward Bynum (1984-85).

- The most points scored by a walk-on in a career is 33 by Jeff Holstein (1985-87) in 34 career games. He also recorded 32 rebounds.

PROMOTED MANAGERS CAREER STATS

Name	Years	GP	FG	3FG	FT	Reb	Pts
Wells Hoag	2019-20	4	2-5	1-3	0-0	2	5
Riley McGillan	2014-17	20	4-14	2-12	1-2	2	11
Dennis Hopf	1988-89	1	0-1	0-0	0-0	0	0
Edward Bynum	1984-85	9	3-7	0-0	4-12	9	10

HIGH SCORING TIGERS

- Clemson scored 80+ points in three-straight games earlier this season (Nov. 10-21, 2019).

- The Tigers scored 87 points in consecutive games against Detroit Mercy and Alabama A&M en route to blowouts. They also scored 81 against Colgate, the Patriot League preseason favorites.

- It marked just the third time that Clemson has scored 80+ points in three-straight games under head coach Brad Brownell.

- The Tigers also accomplished this from Dec. 4-10, 2016 and Nov. 10-16, 2017.

THREE MAJOR SCORERS

- In Clemson's win over Detroit Mercy on Nov. 17, the Tigers boasted three scorers with at least 18 points.

- Hunter Tyson (20), Aamir Simms (19) and Tevin Mack (18) all helped lead the Tigers to a season-high 87 points and a decisive 22-point victory.

- As a collective group, they finished 24-for-36 from the floor (66.7 percent).

- It also marked the first time in nearly 12 seasons that the Tigers have accomplished that feat.

- You'd have to go back to March 8, 2009 when the Tigers' Demontez Stitt (21), K.C. Rivers (21) and Trevor Booker (18) paced Clemson in a 96-88 loss to Wake Forest.

TIGERS SWIPE 13 STEALS

- Clemson came away with 13 steals in its 81-68 win over Colgate on Nov. 10.

- The 13 steals were the most in a game for Clemson since swiping 15 in an 84-67 win over Lipscomb last season (Dec. 30, 2018).

- The year prior in 2017-18, the Tigers stole 15 passes in a 74-69 overtime win over Louisville (Jan. 6, 2018).

- Besides those two instances, it is the third-most steals in a game for Clemson under head coach Brad Brownell since they notched 16 (the most under coach Brownell) against The Citadel on Jan. 1, 2013.

- Tevin Mack came up with five steals against Colgate (Nov. 10) - his career-best to date.

- Mack is the first Tiger to garner five steals in a game since Marquise Reed stole five in a 67-55 win over Syracuse last season (March 9, 2019).

- Reed achieved five steals on three separate occasions last season.

- Mack is just the second Clemson player since the 2015-16 season to garner at least five steals in a game.

- Avry Holmes stole six against Georgia Tech that season (Feb. 13, 2016).

CLEMSON'S DEFENSE LAST TWO SEASONS

- Clemson has finished in the top 15 of adjusted defensive efficiency each of the last two seasons.

- The Tigers are one of just six total programs to claim that accomplishment over the last two years.

- Clemson finished 14th nationally last season and 6th nationally in 2017-18.

- The Tigers join Duke, Virginia, Houston, Michigan and Michigan State as the only programs who can make this

defensive claim.

THREES FOR DAYS

- Clemson knocked down an impressive barrage of 3-pointers in a 79-45 victory over Presbyterian (Nov. 7).

- The Tigers made 14 threes for just the sixth time in program history.

- Clemson has made 14 threes or more on four occasions during the Brownell Era.

- The Tigers made 14 last season in a home victory over Pittsburgh (Jan. 29, 2019).

- The year prior, Clemson made 15 in a home win against North Carolina (Jan. 30, 2018).

- In 2015, the Tigers knocked down 14 on the road at Minnesota in a loss.

THREE-POINT GOALS - CLEMSON

No	Att	Site-Opponent	Date
16	28	N2-Puerto Rico-Mayaguez	12-19-2005
16	26	A-Virginia	2-7-2008
15	37	N1-Evansville	12-27-1993
15	30	H-North Carolina	1-30-2018
15	28	A-Maryland	1-20-2002
15	27	H-Western Carolina	12-23-2006
15	23	A-Virginia	1-22-1983
14	34	H-Presbyterian	11-7-2019
14	30	H-Presbyterian	11-13-2009
14	28	H-Georgia Tech	1-24-2001
14	28	A-Minnesota	11-30-2015
14	27	H-Pittsburgh	1-29-2019
14	25	A-Virginia Tech	1-29-2009

BOLD signifies Brad Brownell coached team

FRESHMEN EMPHASIS

- Head coach Brad Brownell has started an all-freshmen backcourt this season with Al-Amir Dawes and Chase Hunter.

- This marks the first time that Brownell has started a freshman since 2014-15 when Donte Grantham started his first career game as a Tiger.

- The year prior to Grantham, Brownell started Jaron Blossomgame as a rookie in 2013-14.

- Other recent instances of one freshman starting their rookie year: Demontez Stitt (2007-08), Trevor Booker (2006-07), K.C. Rivers (2005-06).

- The last time that Clemson had two freshmen primarily in the starting lineup was 2004-05 when guard Cliff Hammonds and forward Cheyenne Moore shared that privilege.

- The 1995-96 season was unique in Clemson history in that, then-head coach Rick Barnes started four freshmen and one sophomore. Among the freshmen starting that season, current director of player development and second all-time leading scorer Terrell McIntyre.

- You'd have to go all the way back to the 1943-44 season for the last time the Tigers primarily started freshmen in the backcourt.

- Eddis Freeman and Leonard Riddle started most of that season in the backcourt and combined for 18.4 points per game.

- Dawes and Hunter combined for 18 points in their debut as Tigers.

FIRST FRESHMEN TIGERS SINCE...

- As noted above, the last time freshmen primarily started in the backcourt was the 1943-44 season.

- However, Clemson has started freshmen in the backcourt since then, but just not on a regular basis.

- The last time the Tigers started both freshmen in the backcourt was Feb. 27, 1991. A 79-62 loss at Duke.

- Jimmy Mason and Andrew Bovain started for the Tigers at Cameron Indoor Stadium.

YOUTH MOVEMENT

- In addition to both freshmen in the backcourt, the Tigers start a sophomore, junior and a graduate transfer.

- With the exception of a graduate transfer, the Tigers' bench is primarily made up of freshmen and sophomores.

NOTES

- According to Ken Pomeroy, the Tigers' boast an experience ranking of 1.48 which stands 246th in the country (out of 351 programs).
- This means that Clemson is valued as one of the youngest teams in the country.
- The experience value is in terms of years of college experience where a player's eligibility class is assumed to determine this.
- For the purposes of calculation, a freshman has zero years of experience, a sophomore has one year, etc.
- The experience also weights the experience of each player on the roster based on minutes played. Players that have played less than 10% of their team's minutes are not included.

BROWNELL'S 20-WIN SEASONS

- Head coach Brad Brownell clinched his fourth 20-win campaign at Clemson with a 75-69 victory over Wright State in the first round of the NIT on March 19, 2019.
- It marks Brownell's second consecutive 20-win season at Clemson.
- Brownell won 25 games in 2017-18 en route to leading the Tigers to the Sweet 16 of the NCAA Tournament.
- Brownell was a Naismith National Coach of the Year semifinalist in 2017-18 and won Sports Illustrated College Coach of the Year.
- The 25 wins tied the Clemson record for wins in a season and the 11 ACC victories was the most by a Clemson coach in history.
- Brownell also accomplished 20 wins in 2013-14 and in his first season as a Tiger in 2010-11.
- The Tigers reached the semifinals of the NIT in 2014, while making an appearance in the second round of the NCAA Tournament in 2011.
- Brownell came to Clemson with six 20-win campaigns under his belt, including one at UNC Wilmington and one for each year he spent at Wright State.
- Of those six seasons, Brownell's teams made it to the NCAA Tournament on three occasions.

CLEMSON REPRESENTS UNITED STATES AND WINS GOLD MEDAL

- Clemson represented the United States at the 2019 World University Games and proceeded to finish the tournament 6-0 and win a Gold Medal.
- The Gold Medal for the United States was its first since 2015 and just its second since 2005.
- In the Gold Medal game, John Newman III scored a game-high 20 points with a team-high seven rebounds as the United States coasted to an 85-63 win over Ukraine.
- The United States trailed early in the game 6-0, but went on a 23-4 run and a 12-2 run to start the second quarter to take a 40-17 lead.
- The USA cruised in the second half and built a game-high 27-point lead at 79-52 before closing out the 22-point win.
- Aamir Simms led the United States' attack, averaging 15.2 points and 9.8 rebounds for the tournament.
- Simms turned in his best performance with an ultra-impressive showing against Israel in the semifinal game with 27 points and 16 rebounds.
- Newman III followed Simms' lead throughout the tournament and averaged 13.3 points and 5.7 rebounds per contest.
- Of the United States' six victories, four came by five points or less.

FRESH FACES IN 2019-20

- Clemson welcomed nine newcomers to the program, including three graduate transfers, two transfers and four freshmen.
- Tevin Mack, Curran Scott and Paul Grinde are all immediately eligible this season as graduate transfers.
- Khavon Moore (Texas Tech) received a waiver on

Wednesday, Oct. 30 which granted his request and makes him immediately eligible to play this season.

- Nick Honor's (Fordham) waiver was denied by the NCAA and he will be forced to sit out this season due to NCAA transfer rules. He will have three years of eligibility remaining.
- Clemson also welcomed in four freshmen: Chase Hunter, Al-Amir Dawes, Alex Hemenway and O'Neil McBride.

CLEMSON 2019-20 SIGNING CLASS

- Head coach Brad Brownell's Tigers announced the signing of three student-athletes on Nov. 15.
- 247Sports ranked the Tigers' class No. 35 overall in the country and No. 6 in the Atlantic Coast Conference.
- Al-Amir Dawes (The Patrick School/Newark, N.J.), Chase Hunter (Westlake/Atlanta, Ga.) and Alex Hemenway (Castle HS/Newburgh, Ind.) all signed national letters of intent to play at Clemson.
- *"We're excited about the addition of these three young men," Brownell stated. "It's no secret that we needed to add depth to our backcourt and our staff is super excited about Al-Amir, Chase and Alex. They all bring unique skill sets to our team and we believe they will complement each other very well on the floor."*
- Dawes is a 6-2 guard from Newark, N.J. and was rated as a four-star prospect according to both ESPN and 247Sports.
- ESPN has Dawes was ranked No. 95 in its Top 100 for the 2019 signing class when he signed with Clemson.
- He was rated the 5th-best prospect in New Jersey, 15th nationally at the point guard position and 24th overall on the east coast.
- Dawes averaged 16.8 points, 4.0 assists, 2.9 rebounds and 1.8 steals per game on the Nike EYBL Circuit en route to third-team honors — earning top 15 recognition.
- He chose Clemson over Providence, Seton Hall, St. John's and UCONN.

"Al is a tough, hard-nosed playmaker who excels in the pick and roll game," said Brownell. "He comes from one of the best basketball programs in the country and has played against tremendous competition throughout his career. He has very good speed in the open floor and we are excited about his ability to create for himself and others."

- Hunter is a 6-3 combo guard from Atlanta Ga. and was rated as a four-star prospect and No. 98 overall in 247Sports' Top 100 recruits for the 2019 class.
- 247Sports ranked Hunter as the No. 4 player in the state of Georgia and the No. 14 combo guard in the country.
- He averaged 15.6 points, 4.1 rebounds, 2.3 assists and 1.8 steals per game as a junior in high school.
- He scored in double-figures in 17-of-22 games and scored more than 20 points on eight occasions, including at least 30 points twice.
- On the Under Armour Circuit, he averaged 14.0 points, 2.7 assists, 2.5 rebounds and 1.5 steals per game.
- Hunter chose Clemson over Georgia, Virginia, Oklahoma and Michigan State.
- *"Chase is a super athletic guard who attacks the basket in transition and shoots the ball well from the perimeter," Brownell said. "He is a very strong, physical defender who should be able to contribute immediately because of his elite athleticism and his ability to score in a variety of ways."*
- Hemenway is a 6-4 distance shooter from Newburgh, Ind. and was rated as a three-star prospect by 247Sports and was listed as the No. 10 recruit in the state of Indiana.
- Hemenway averaged 21.0 points, 5.0 rebounds and 4.0 assists per game as a junior last season at Castle

High School.

- He chose Clemson over Nebraska, Creighton, DePaul and Belmont.

"Alex is a sneaky good athlete with very good skill level and a high basketball IQ," said Brownell. "He shoots the ball well from three-point range and his versatility should allow him to play both guard positions in our program."

*LIT*TLEJOHN COLISEUM

- The Tigers are 33-10 dating back to the beginning of the 2017-18 season on their home floor.
- Since the inception of the newly renovated Littlejohn Coliseum prior to the 2016-17 season, the Tigers are 44-16 overall (.733 percent).
- In non-conference regular season games, the Tigers are 25-3 during that span (.893 percent).
- In total non-conference games, including home NIT games, the Tigers are 26-5 (.839 percent).

CLEMSON SEASON BREAKDOWN BY UNIFORM

- In 2017-18 the Tigers debuted three new jerseys to their arsenal, including a new version of its home white and road orange uniform. They also debuted purple, anthracite and throwback jerseys.
- Clemson wore its 2017-18 home whites the most last season, wearing them for 19-out-of-their-32 regular season games.
- With the exception of one home game in which Clemson wore 1990's throwback home white uniform against Pittsburgh, the Tigers wore its 17-18 home whites on the road in a 14-point win at Ohio State. The Buckeyes wore all red that night.
- They also wore white during their two-point triumphant comeback win over then No. 22-ranked Florida on Dec. 16 in the Orange Bowl Classic.
- 18 of the Tigers' 25 wins in 2017-18 came while wearing their home whites.
- Clemson tallied 13 victories in their home whites last season.

CLEMSON'S RECORD BY UNIFORM (17/18-pres.)

Uniform	Times Worn	Wins	Losses
Home White	46	37	9
Road Orange	27	12	15
90's Throwback Home White	4	2	2
Purple	2	0	2
Anthracite	2	0	2

2020-21 SIGNING CLASS IS 35TH NATIONALLY

- Head Coach Brad Brownell and his staff added two players to the Clemson University men's basketball program on Wednesday. P.J. Hall (Spartanburg, S.C./Dorman) and Olivier-Maxence Prosper (Montreal, Quebec, Canada/NBA Academy Latin America) both signed national letters of intent to play for the Tigers beginning in 2020-21.
- The recruiting class ranks 35th nationally according to *Rivals*. It is 38th nationally according to 247Sports. Also, according to 247Sports, Hall and Prosper rank as the No. 3 and No 4 all-time prospects based on ranking in Clemson history.
- *"I'm extremely excited about the addition of P.J. and O-Max to the Clemson Basketball family," said Brownell. "They are both highly regarded players who come from outstanding families and will add tremendous size, length and versatility to our team. These two hard-working young men have the ability and the opportunity to make a significant impact on our program. Our fans will certainly be excited to watch them play next season."*

P.J. HALL (SPARTANBURG, S.C./DORMAN)

- Hall is a 6-10, 235-pound forward from Spartanburg, S.C. and is rated as a four-star prospect according to both ESPN and 247Sports. ESPN ranks Hall No. 60 in its Top 100 for the 2020 signing class. He is rated the

NOTES

No. 1 prospect in South Carolina and 10th at his position nationally. 247Sports lists Hall as their No. 61 overall prospect and the No. 9 player at his position in the country. Rivals ranks him at No. 62 in their Rivals150.

• *"P.J. is a strong, physical post player with a shooting touch that allows him to play both inside and outside. He comes from an outstanding Dorman High School program coached by Thomas Ryan, where he has won back-to-back 5A State Championships. His passion for basketball and willingness to work gives us great excitement about his future at Clemson."*

• *"Family's the most important thing, and that's the reason I fell in love with Clemson University," Hall said. "I went up there and my last visit in the fall was amazing. We were on a visit, but it didn't feel like a visit. It felt like I was a part of the basketball team and a student at the university."*

• *"That was the reason I couldn't say no. Coach Brownell recruited me two years very hard and I can't wait to play for him for the next four."*

• As a member of Upward Stars (SC), Hall averaged 14.8 points and 4.8 rebounds per game on the adidas Gauntlet in 2019. Hall's best game came against the Atlanta Celtics, scoring 27 points and grabbing 14 rebounds.

• Over the course of 14 games, Hall finished 59.1 (81-for-137) percent from the floor and an ultra-impressive 55.8 percent (24-for-43) from three.

• P.J. chose Clemson over Virginia Tech, Florida, Tennessee, Georgia Tech and South Carolina among others.

P.J. Hall Honors and Accolades

Rankings

- No. 1 ranked player in South Carolina
- ESPN ranked four-star prospect (No. 60 in ESPN Top 100, No. 10 power forward in the nation)
- 247Sports ranked four-star prospect (No. 61 in Top247, No. 9 power forward in the nation)
- Rivals ranked four-star prospect (No. 62 in Rivals150)

2018-19

- Averaged 14.5 points, 8.2 rebounds and 2.1 blocks per game as a junior
- USA Today All-South Carolina Team
- 5A State Champion
- All-Region
- All-State
- Spartanburg Herald Journal First-Team All-Area
- Chick-Fil-A Classic All-Tournament Team

2017-18:

- SC Top-80 Camp "Mr. Basketball"
- 5A State Champion
- SCHSL All-Rookie Team

OLIVIER-MAXENCE PROSPER (MONTREAL, QUEBEC, CANADA/ NBA ACADEMY LATIN AMERICA)

• Prosper is a 6-7 versatile forward from Montreal, Quebec, Canada and is rated as a four-star prospect according to 247Sports. He is ranked No. 82 overall and as the No. 15 power forward in the 2020 247Sports Top247.

• *"O-Max is an athletic forward with the skill set and versatility to play multiple positions at Clemson. He's an extremely hard worker who is dedicated to improving his game. Our coaching staff was impressed by his talent and competitive spirit at such a young age and feels like O-Max has a very bright future in basketball."*

• *"Thank you to Clemson University and Clemson Basketball for giving me the opportunity to be part of the family and providing me with the platform to expand my game. This is only the beginning," Prosper posted the day of his commitment.*

• Prosper spent last season at Lake Forest Academy in Illinois and transferred to the NBA's Latin American Academy in Mexico City to finish his high school career. He

will graduate early and reclassify and join Clemson for the 2020-21 season.

• Prosper played for Brookwood Elite (Canada) on the adidas Gauntlet in 2019. He averaged 11.2 points and 4.5 rebounds over six contests. He shot 43.4 percent from the floor. Prosper's best game came against the NY Jayhawks, finishing with 17 points and nine rebounds.

• Prosper chose Clemson over California, Stanford and Baylor.

Olivier-Maxence Prosper Honors and Accolades

Rankings

- 247Sports ranked four-star prospect (No. 82 in Top247, No. 15 power forward in the nation)
- Rivals ranked four-star prospect

Accolades

- No. 3 ranked Canadian in 2020 class by North Pole Hoops
- MVP of 2019 Biosteel Canadian All-Star Game
- All-Star Team of 2019 NBA Basketball Without Borders
- First-Team All-Star of NBA Academy Camp
- First-Team All-Tournament at the 2019 Caribbean Classic

P.J. HALL EARNS MVP OF BEACH BALL CLASSIC

• Hall led Dorman High School to the 39th Beach Ball Classic title, just the first time a team from South Carolina has done so since 1986.

• Dorman defeated St. John's of Washington, D.C., 69-60, for the 39th Beach Ball championship game at the Myrtle Beach Convention Center.

• Hall recorded 20 points and five rebounds for the No. 15 ranked Dorman squad.

CLEMSON TIGERS MAN OF THE MONTH CHALLENGE

• Brad Brownell and the Clemson basketball program began a "Man of the Month" competition in 2017.

• Each player is graded after each practice by his position coach, after each strength session by director of basketball strength and conditioning Mike Bewley and twice a week on academics.

- Oct. 2017 Man of the Month: Lyles Davis
- Nov. 2017: Malik William
- Dec. 2017: Mark Donnal
- Jan. 2018: Marcquise Reed
- Feb. 2018: Gabe DeVoe

- Oct. 2018 Man of the Month: Lyles Davis
- Nov. 2018: Hunter Tyson
- Dec. 2018: Clyde Trapp
- Jan. 2019: Shelton Mitchell
- Feb. 2019: John Newman III

- Oct. 2019 Man of the Month: Alex Hemenway
- Nov. 2019: Hunter Tyson
- Dec. 2019: Trey Jemison
- Jan. 2020: TBA
- Feb. 2020: TBA



CAREER HIGHS

#0 CLYDE TRAPP

Points:	16 vs. Pittsburgh, 1/29/19
Field Goals Made:	5 vs. Lipscomb, 12/30/18
Field Goal Attempts:	11 vs. Radford, 12/15/18
3-Pointers Made:	4 vs. Pittsburgh, 1/29/19
3-Point Attempts:	7 vs. Radford, 12/15/18; 7 vs. Pittsburgh, 1/29/19
Free Throws Made:	4 vs. many (4), last vs. North Carolina, 3/2/19
Free Throw Attempts:	6 vs. many (3), last vs. Pittsburgh, 1/29/19
Rebounds:	7 vs. Saint Peter's, 12/4/18
Offensive Rebounds:	4 at NC State, 1/26/19
Assists:	3 vs. many (9), last at Syracuse 1/9/19
Blocked Shots:	1 vs. many (4), last at South Carolina, 12/22/18
Steals:	3 vs. The Citadel, 11/6/18; 3 vs. Charleston Southern, 12/18/18
Minutes:	37 vs. Wright State, 3/19/19

#1 JONATHAN BAEHRE

Points:	28 at USC, 3/13/18
Field Goals Made:	11 at USC, 3/13/18
Field Goal Attempts:	17 at USC, 3/13/18
3-Pointers Made:	4 at USC, 3/13/18
3-Point Attempts:	6 at USC, 3/13/18
Free Throws Made:	4 vs. Liberty, 2/15/18
Free Throw Attempts:	4 vs. Presbyterian, 2/15/17; 4 vs. Liberty, 2/15/18
Rebounds:	14 at USC, 3/13/18
Offensive Rebounds:	6 vs. USC Upstate, 11/29/17
Assists:	4 vs. Milligan, 12/10/17; 4 vs. Western Carolina, 12/17/17
Blocked Shots:	5 vs. many (3), last at USC, 3/13/18
Steals:	3 vs. Western Carolina, 12/17/17
Minutes:	42 vs. USC, 3/13/18

#2 AL-AMIR DAWES

Points:	19 vs. Alabama A&M, 11/21/19
Field Goals Made:	7 vs. Alabama A&M, 11/21/19
Field Goal Attempts:	17 vs. South Carolina, 12/15/19
3-Pointers Made:	3 vs. Alabama A&M, 11/21/19; 3 vs. South Carolina, 12/15/19
3-Point Attempts:	14 vs. South Carolina, 12/15/19
Free Throws Made:	9 vs. NC State, 1/4/19
Free Throw Attempts:	10 vs. NC State, 1/4/19
Rebounds:	6 vs. Virginia Tech, 11/5/19; 6 vs. Yale, 12/22/19
Offensive Rebounds:	1 vs. Presbyterian, 11/7/19; 1 at Florida State, 12/8/19
Assists:	6 vs. Detroit Mercy, 11/17/19; 6 vs. Colorado, 11/26/19
Blocked Shots:	N/A
Steals:	3 vs. TCU, 11/24/19
Minutes:	38 vs. Colorado, 11/26/19

#3 CHASE HUNTER

Points:	13 vs. Presbyterian, 11/7/19
Field Goals Made:	5 vs. Presbyterian, 11/7/19
Field Goal Attempts:	10 vs. Virginia Tech, 11/5/19
3-Pointers Made:	3 vs. Presbyterian, 11/7/19
3-Point Attempts:	5 vs. Presbyterian, 11/7/19; 5 vs. Detroit Mercy, 11/17/19
Free Throws Made:	2 vs. Colgate, 11/10/19; 2 vs. Detroit Mercy, 11/17/19
Free Throw Attempts:	5 vs. Virginia Tech, 11/5/19
Rebounds:	3 vs. Virginia Tech, 11/5/19
Offensive Rebounds:	1 vs. Presbyterian, 11/7/19
Assists:	4 vs. Presbyterian, 11/7/19; 4 vs. Detroit Mercy, 11/17/19
Blocked Shots:	N/A
Steals:	2 vs. Detroit Mercy, 11/17/19
Minutes:	30 vs. Detroit Mercy, 11/17/19

#5 HUNTER TYSON

Points:	20 vs. Detroit Mercy, 11/17/19
Field Goals Made:	7 vs. Detroit Mercy, 11/17/19
Field Goal Attempts:	13 vs. Detroit Mercy, 11/17/19
3-Pointers Made:	5 vs. Detroit Mercy, 11/17/19
3-Point Attempts:	10 vs. Detroit Mercy, 11/17/19
Free Throws Made:	4 vs. The Citadel, 11/6/18; 4 at Minnesota, 12/2/19
Free Throw Attempts:	6 vs. The Citadel, 11/6/18
Rebounds:	9 vs. Alabama A&M, 11/21/19
Offensive Rebounds:	2 vs. many (3), last vs. Colorado, 11/26/19
Assists:	3 vs. The Citadel, 11/6/18
Blocked Shots:	2 vs. Charleston Southern, 12/18/18
Steals:	4 vs. Yale, 12/22/19
Minutes:	26 vs. Alabama A&M, 11/21/19

#10 CURRAN SCOTT

Points:	30 vs. UAB, 1/16/16
Field Goals Made:	11 vs. UAB, 1/16/16
Field Goal Attempts:	20 vs. UAB, 1/16/16
3-Pointers Made:	4 vs. Rice, 2/11/16; 4 vs. Tulane, 2/28/19
3-Point Attempts:	7 vs. Tulane, 2/28/19; 7 vs. Presbyterian, 11/7/19
Free Throws Made:	13 vs. UTSA, 2/25/16
Free Throw Attempts:	15 vs. UTSA, 2/25/16
Rebounds:	7 vs. many (3), last vs. Alcorn State, 11/6/18
Offensive Rebounds:	3 at Cincinnati, 2/25/18; 3 vs. Memphis, 3/9/18
Assists:	8 vs. Rice, 3/9/16
Blocked Shots:	1 vs. The Citadel, 12/29/15; 1 vs. Illinois State, 11/19/17
Steals:	3 vs. South Florida, 2/18/18; 3 vs. Alabama A&M, 11/21/19
Minutes:	42 vs. Miami, 12/31/19

#11 PARKER FOX

Points:	3 vs. Charleston Southern, 12/18/18
Field Goals Made:	1 vs. Charleston Southern, 12/18/18; 1 vs. Presbyterian, 11/7/19
Field Goal Attempts:	2 vs. Presbyterian, 11/7/19
3-Pointers Made:	1 vs. Charleston Southern, 12/18/18
3-Point Attempts:	1 vs. many (3), last vs. Presbyterian, 11/7/19
Free Throws Made:	N/A
Free Throw Attempts:	N/A
Rebounds:	1 vs. Jacksonville, 12/20/19
Offensive Rebounds:	N/A
Assists:	N/A
Blocked Shots:	N/A
Steals:	N/A
Minutes:	4 vs. Presbyterian, 11/7/19; 4 vs. Alabama A&M, 11/21/19

#12 ALEX HEMENWAY

Points:	6 vs. Presbyterian, 11/7/19
Field Goals Made:	2 vs. Presbyterian, 11/7/19
Field Goal Attempts:	4 vs. Virginia Tech, 11/5/19
3-Pointers Made:	2 vs. Presbyterian, 11/7/19
3-Point Attempts:	2 vs. Virginia Tech, 11/5/19; 2 vs. Presbyterian, 11/7/19
Free Throws Made:	N/A
Free Throw Attempts:	N/A
Rebounds:	N/A
Offensive Rebounds:	N/A
Assists:	N/A
Blocked Shots:	N/A
Steals:	N/A
Minutes:	15 vs. Virginia Tech, 11/5/19

#13 TEVIN MACK

Points:	27 vs. Oklahoma State, 1/4/17
Field Goals Made:	10 vs. many (2), last vs. Georgia, 2/6/19
Field Goal Attempts:	17 vs. many (2), last vs. Georgia, 2/6/19
3-Pointers Made:	6 vs. Kentucky, 1/5/19
3-Point Attempts:	12 at Iowa State, 2/13/16
Free Throws Made:	6 vs. Long Beach State, 12/10/16
Free Throw Attempts:	10 vs. Northwestern, 11/21/16
Rebounds:	12 vs. Arkansas, 12/17/16
Offensive Rebounds:	4 vs. Arkansas, 12/17/16
Assists:	2 vs. many (12), last vs. Vanderbilt, 2/24/19
Blocked Shots:	3 vs. Mississippi State, 1/29/19
Steals:	5 vs. Colgate, 11/10/19
Minutes:	43 vs. TCU, 11/24/19

#15 JOHN NEWMAN III

Points:	16 vs. Presbyterian, 11/7/19; 16 vs. Colorado, 11/26/19
Field Goals Made:	6 vs. Presbyterian, 11/7/19
Field Goal Attempts:	12 vs. Colgate, 11/10/19
3-Pointers Made:	3 vs. Presbyterian, 11/7/19
3-Point Attempts:	5 vs. Presbyterian, 11/7/19
Free Throws Made:	6 vs. Colorado, 11/26/19
Free Throw Attempts:	6 vs. Colorado, 11/26/19
Rebounds:	7 vs. Colgate, 11/10/19; 7 vs. Miami, 12/31/19
Offensive Rebounds:	2 vs. many (4), last vs. Presbyterian, 11/7/19
Assists:	3 vs. many (4), last vs. NC State, 1/4/19
Blocked Shots:	2 vs. Wright State, 3/19/19
Steals:	4 vs. South Carolina, 12/15/19
Minutes:	38 vs. Colgate, 11/10/19

#14 O'NEIL McBRIDE

Points:	2 at Minnesota, 12/2/19
Field Goals Made:	1 at Minnesota, 12/2/19
Field Goal Attempts:	1 at Minnesota, 12/2/19; 1 vs. Jacksonville, 12/20/19
3-Pointers Made:	N/A
3-Point Attempts:	N/A
Free Throws Made:	N/A
Free Throw Attempts:	N/A
Rebounds:	1 vs. many (3), last at Minnesota, 12/2/19
Offensive Rebounds:	1 vs. Presbyterian, 11/7/19; 1 at Minnesota, 12/2/19
Assists:	1 at Minnesota, 12/2/19
Blocked Shots:	N/A
Steals:	N/A
Minutes:	4 vs. Presbyterian, 11/7/19

#21 KHAVON MOORE

Points:	10 at Minnesota, 12/2/19
Field Goals Made:	5 at Minnesota, 12/2/19
Field Goal Attempts:	9 at Minnesota, 12/2/19
3-Pointers Made:	1 vs. Alabama A&M, 11/21/19
3-Point Attempts:	2 vs. Alabama A&M, 11/21/19
Free Throws Made:	1 vs. Detroit Mercy, 11/17/19
Free Throw Attempts:	2 vs. Detroit Mercy, 11/17/19
Rebounds:	7 vs. Detroit Mercy, 11/17/19
Offensive Rebounds:	3 vs. many (3), last vs. Jacksonville, 12/20/19
Assists:	3 vs. Alabama A&M, 11/21/19
Blocked Shots:	1 vs. Virginia Tech, 11/5/19; 1 vs. Presbyterian, 11/7/19
Steals:	2 vs. Presbyterian, 11/7/19; 2 vs. Colorado, 11/26/19
Minutes:	24 at Minnesota, 12/2/19

CAREER HIGHS/MISCELLANEOUS STATS

#25 AAMIR SIMMS

Points:	23 vs. Mississippi State, 12/8/18; 23 vs. Colorado, 11/26/19
Field Goals Made:	9 vs. Mississippi State, 12/8/18
Field Goal Attempts:	15 vs. Mississippi State, 12/8/18; 15 vs. TCU, 11/24/19
3-Pointers Made:	4 vs. Mississippi State, 12/8/18
3-Point Attempts:	9 vs. Mississippi State, 12/8/18
Free Throws Made:	8 vs. South Carolina, 12/15/19; 8 vs. NC State, 1/4/19
Free Throw Attempts:	11 vs. South Carolina, 12/15/19
Rebounds:	15 vs. Virginia Tech, 11/5/19
Offensive Rebounds:	4 vs. many (4), last vs. South Carolina, 12/15/19
Assists:	7 vs. TCU, 11/24/19
Blocked Shots:	4 vs. UNC Asheville, 12/3/17
Steals:	5 vs. Syracuse, 3/9/19
Minutes:	41 vs. Miami, 12/31/19

#31 WELLS HOAG

Points:	5 vs. Alabama A&M, 11/21/19
Field Goals Made:	2 vs. Alabama A&M, 11/21/19
Field Goal Attempts:	3 vs. Alabama A&M, 11/21/19
3-Pointers Made:	1 vs. Alabama A&M, 11/21/19
3-Point Attempts:	2 vs. Alabama A&M, 11/21/19
Free Throws Made:	N/A
Free Throw Attempts:	N/A
Rebounds:	1 vs. Alabama A&M, 11/21/19; 1 at Minnesota, 12/2/19
Offensive Rebounds:	1 vs. Alabama A&M, 11/21/19; 1 at Minnesota, 12/2/19
Assists:	N/A
Blocked Shots:	N/A
Steals:	N/A
Minutes:	7 vs. Alabama A&M, 11/21/19

#32 PAUL GRINDE

Points:	29 vs. Hobart, 2/15/19
Field Goals Made:	10 vs. many (4), last vs. Hobart, 2/15/19
Field Goal Attempts:	19 vs. Union, 1/18/19
3-Pointers Made:	2 vs. many (5), last vs. Hobart, 2/15/19
3-Point Attempts:	4 at Clarkson, 1/4/19; 4 vs. Union, 1/18/19
Free Throws Made:	8 vs. Bard, 2/2/18; 8 vs. New Rochelle, 11/16/18
Free Throw Attempts:	13 vs. Hobart, 2/15/19
Rebounds:	18 vs. Union, 1/16/16; 18 at Ithaca, 2/17/18
Offensive Rebounds:	6 vs. many (3), last vs. Union, 1/18/19
Assists:	7 vs. Hobart, 2/15/19
Blocked Shots:	5 at St. Lawrence, 1/8/16
Steals:	3 at Rensselaer, 1/12/18; 3 vs. New Rochelle, 11/16/18
Minutes:	39 vs. Central (Iowa), 12/29/15

#55 TREY JEMISON

Points:	10 vs. Alabama A&M, 11/21/19
Field Goals Made:	5 vs. Alabama A&M, 11/21/19
Field Goal Attempts:	6 vs. Alabama A&M, 11/21/19
3-Pointers Made:	—
3-Point Attempts:	—
Free Throws Made:	2 vs. Mississippi State, 12/8/18
Free Throw Attempts:	2 vs. Mississippi State, 12/8/18
Rebounds:	5 vs. Alabama A&M, 11/21/19
Offensive Rebounds:	3 vs. South Carolina, 12/15/19
Assists:	1 at South Carolina, 12/22/18; 1 vs. Presbyterian, 11/7/19
Blocked Shots:	2 vs. Wake Forest, 2/3/19
Steals:	2 vs. Alabama A&M, 11/21/19
Minutes:	16 vs. Alabama A&M, 11/21/19

Bold denotes a Clemson home game; ^ - denotes one overtime period.

MISCELLANEOUS STATS

Dunks: (15) Simms 5, Jemison 3, Mack 2, Moore 2, Newman III 2, Tyson 1

Charges Taken: (14) Simms 5, Tyson 4, Hunter 1, Jemison 1, Newman III 1, Scott 1, Trapp 1

20-Point Games: (5) Simms 3, Mack 1, Tyson 1

Double-Doubles: (3) Simms 2, Mack 1

Double Figure Scoring: (44) Simms 11, Mack 9, Dawes 6, Scott 5, Newman III 4, Tyson 4, Hunter 2, Jemison 1, Moore 1, Trapp 1

Double Figure Rebounding: (4) Mack 2, Simms 2

Led Clemson in Scoring: Simms 5, Mack 3, Tyson 3, Newman III 2, Dawes 1

Led Clemson in Rebounding: Simms 8, Mack 4, Tyson 1

Led Clemson in Assists: Dawes 6, Simms 2, Hunter 1

Consecutive Field Goals Made: 5 by Aamir Simms vs. Jacksonville (12/20/19)

Consecutive Points Scored: 11 by Tevin Mack at Florida State (12/8/19)

Consecutive Free Throws Made: 8 by John Newman III from 11/24/19 to 12/2/19; 8 by Aamir Simms vs. NC State, 1/4/19

Consecutive Three-Pointers Made: 7 by Aamir Simms from 12/8/19 to 12/20/19

Largest Lead: +39 vs. Presbyterian (5:19 left in 2H)

Largest Deficit: -22 at Minnesota (4:28 left in 2H), 12/2/19

Largest Halftime Deficit: 6 at Minnesota (12/2/19)

Largest Deficit Overcome for Victory: 15 vs. TCU, 11/24/19

Most Consecutive Clemson Points: 23 vs. Alabama A&M (11/21/19)

Most Consecutive Opponent Points: 10 by Florida State (12/8/19)

SEASON SUPERLATIVES

CATEGORY

CLEMSON TEAM HIGH

CLEMSON TEAM LOW

Total Points	87	vs. Detroit Mercy, 11/17/19; Alabama A&M, 11/21/19	45	vs. Yale, 12/22/19
1st Half Points	54	vs. Alabama A&M, 11/21/19	19	vs. Yale, 12/22/19
2nd Half Points	49	vs. Detroit Mercy, 11/17/19	20	vs. Florida State, 12/8/19
1st Half Field Goal %	61.8	vs. Alabama A&M, 11/21/19	26.9	vs. South Carolina, 12/15/19
2nd Half Field Goal %	51.7	vs. Colgate, 11/10/19	23.3	vs. Virginia Tech, 11/5/19
Scoring Margin	+36	vs. Alabama A&M, 11/21/19	-19	vs. Florida State, 12/8/19
Field Goals Made	34	vs. Alabama A&M, 11/21/19	14	vs. South Carolina, 12/15/19
Field Goal Attempts	67	vs. Presbyterian, 11/7/19	47	vs. Yale, 12/22/19
Field Goal %	53.1	vs. Alabama A&M, 11/21/19	28.0	vs. South Carolina, 12/15/19
3-Pointers Made	14	vs. Presbyterian, 11/7/19	2	vs. Minnesota, 12/2/19
3-Point Attempts	34	vs. Presbyterian, 11/7/19	11	vs. Minnesota, 12/2/19
3-Point % (min. 10 att.)	41.4	vs. Alabama A&M, 11/21/19	18.2	vs. Minnesota, 12/2/19
Free Throws Made	26	vs. NC State, 1/4/20	3	vs. Presbyterian, 11/7/19
Free Throw Attempts	31	vs. NC State, 1/4/20	4	vs. Presbyterian, 11/7/19
Free Throw % (min. 10 att.)	86.4	vs. Colorado, 11/26/19	46.7	vs. Alabama A&M, 11/21/19
Rebounds	43	vs. Jacksonville, 12/20/19	25	vs. Colorado, 11/26/19
Offensive Rebounds	15	vs. Detroit Mercy, 11/17/19	4	vs. TCU, 11/24/19
Rebound Margin	+11	vs. Jacksonville, 12/20/19	-11	vs. TCU, 11/24/19
Assists	20	vs. Detroit Mercy, 11/17/19	4	vs. Yale, 12/22/19
Turnovers	22	vs. South Carolina, 12/15/19	8	vs. Virginia Tech, 11/5/19; Jacksonville, 12/20/19
Blocked Shots	7	vs. Alabama A&M, 11/21/19	0	vs. Florida State, 12/8/19
Steals	13	vs. Colgate, 11/10/19	1	vs. Minnesota, 12/2/19
Fouls	21	vs. Detroit Mercy, 11/17/19; vs. Colorado, 11/26/19	5	vs. Alabama A&M, 11/21/19

CATEGORY

OPPONENT TEAM HIGH

OPPONENT TEAM LOW

Total Points	78	by Minnesota, 12/2/19	39	by Jacksonville, 12/20/19
1st Half Points	35	by Minnesota, 12/2/19; NC State, 1/4/20	19	by Alabama A&M, 11/21/19
2nd Half Points	45	by Florida State, 12/8/19	11	by Jacksonville, 12/20/19
1st Half Field Goal %	52.0	by Minnesota, 12/2/19	26.7	by Detroit Mercy, 11/17/19
2nd Half Field Goal %	60.0	by Florida State, 12/8/19	17.9	by Jacksonville, 12/20/19
Field Goals Made	28	by Minnesota, 12/2/19	14	by Jacksonville, 12/20/19
Field Goal Attempts	59	by Detroit Mercy, 11/17/19; NC State, 1/4/20	47	by Yale, 12/22/19
Field Goal %	53.8	by Minnesota, 12/2/19	25.5	by Jacksonville, 12/20/19
3-Pointers Made	15	by Florida State, 12/8/19	5	by many (3), last by NC State, 1/4/20
3-Point Attempts	33	by Colgate, 11/10/19	18	by Presbyterian, 11/7/19; South Carolina, 12/15/19
3-Point % (min. 10 att.)	46.3	by Florida State, 12/8/19	22.6	by Jacksonville, 12/20/19
Free Throws Made	24	by Colorado, 11/26/19	3	by Alabama A&M, 11/21/19
Free Throw Attempts	25	by Colorado, 11/26/19	5	by Colgate, 11/10/19
Free Throw % (min. 10 att.)	96.0	by Colorado, 11/26/19	46.7	by TCU, 11/24/19
Rebounds	44	by Virginia Tech, 11/5/19	27	by Colgate, 11/10/19
Offensive Rebounds	16	by Detroit Mercy, 11/17/19	5	by Colgate, 11/10/19
Assists	17	by Minnesota, 12/2/19	8	by Detroit Mercy, 11/17/19; Alabama A&M, 11/21/19
Turnovers	21	by many (3), last by South Carolina, 12/15/19	8	by Minnesota, 12/2/19
Blocked Shots	9	by Florida State, 12/8/19	0	by Alabama A&M, 11/21/19; Jacksonville, 12/20/19
Steals	13	by TCU, 11/24/19	2	by Colgate, 11/10/19
Fouls	24	by South Carolina, 12/15/19	10	by Presbyterian, 11/7/19

CATEGORY

CLEMSON INDIVIDUAL BEST

OPPONENT INDIVIDUAL BEST

Points	22	by Tevin Mack vs. TCU, 11/24/19	30	by Landers Nolley II (Virginia Tech), 11/5/19
Field Goals Made	8	by Tevin Mack vs. TCU, 11/24/19	12	by Landers Nolley II (Virginia Tech), 11/5/19
		Aamir Simms vs. Miami, 12/31/19		
Field Goal Attempts	17	by Al-Amir Dawes vs. South Carolina, 12/15/19	23	by Landers Nolley II (Virginia Tech), 11/5/19
Field Goal Perfection	2	by Alex Hemenway vs. Presbyterian, 11/7/19	1	by Alonde LeGrand (Detroit Mercy), 11/17/19
		Hunter Tyson vs. Colgate, 11/10/19		Eze Dike (Yale), 12/22/19
3-Pointers Made	5	by Hunter Tyson vs. Detroit Mercy, 11/17/19	5	by Edric Dennis (TCU), 11/24/19
		Tevin Mack vs. TCU, 11/24/19		
3-Point Attempts	10	by Hunter Tyson vs. Detroit Mercy, 11/17/19	12	by Antoine Davis (Detroit Mercy), 11/17/19
		Tevin Mack vs. TCU, 11/24/19		Edric Dennis (TCU), 11/24/19
3-Point Perfection	3	by Aamir Simms vs. Jacksonville, 12/20/19	1	by many (4), last by Paul Atkinson (Yale), 12/22/19
Free Throws Made	9	by Al-Amir Dawes vs. NC State, 1/4/20	11	by Antoine Davis (Detroit Mercy), 11/17/19
Free Throw Attempts	11	by Aamir Simms vs. South Carolina, 12/15/19	12	by Antoine Davis (Detroit Mercy), 11/17/19
Free Throw Perfection	6	by John Newman III vs. Colorado, 11/26/19	4	by many (6), last by RaiQuan Gray (Florida State), 12/8/19
Rebounds	15	by Aamir Simms vs. Virginia Tech, 11/5/19	13	by Justin Miller (Detroit Mercy), 11/17/19
				Jordan Bruner (Yale), 12/22/19
Offensive Rebounds	4	by Aamir Simms vs. many (4), last vs. Miami, 12/31/19	5	by Justin Miller (Detroit Mercy), 11/17/19
Assists	7	by Aamir Simms vs. TCU, 11/24/19	9	by Marcus Carr (Minnesota), 12/2/19
Blocked Shots	4	by Al-Amir Dawes vs. Alabama A&M, 11/21/19	4	by Tyler Bey (Colorado), 11/26/19; Daniel Oturu (Minnesota), 12/2/19
Steals	5	by Tevin Mack vs. Colgate, 11/10/19	4	by Antoine Davis (Detroit Mercy), 11/17/19
Minutes	43	by Tevin Mack vs. TCU, 11/24/19	43	by Desmond Bane (TCU), 11/24/19

Bold denotes a Clemson home game; ^ - denotes one overtime period.

SUPERLATIVES UNDER BRAD BROWNELL

CATEGORY

CLEMSON TEAM HIGH

CLEMSON TEAM LOW

Total Points	100	vs. The Citadel, 11/6/18	36	vs. Virginia, 1/23/18
1st Half Points	54	vs. Alabama A&M, 11/21/19	10	vs. Duke, 1/8/13; Virginia, 2/7/13
2nd Half Points	56	vs. Wake Forest, 2/2/16; North Carolina, 1/16/18	13	vs. Virginia, 1/23/18
1st Half Field Goal %	66.7	vs. Pittsburgh, 1/29/19	12.0	vs. Duke, 1/8/13
2nd Half Field Goal %	85.0	vs. Georgia Tech, 1/12/11	23.5	vs. Duke, 3/2/11
Scoring Margin	+45	vs. Florida A&M, 11/14/14	-48	vs. Florida State, 2/5/17
Field Goals Made	35	vs. The Citadel, 1/1/13	14	vs. Louisville, 1/10/16; Virginia, 1/12/19; South Carolina, 12/15/19
Field Goal Attempts	73	vs. Florida State, 3/4/12	33	vs. Virginia, 1/12/13
Field Goal %	69.2	vs. Georgia Tech, 1/12/11	25.9	vs. Virginia, 1/12/19
3-Pointers Made	15	vs. North Carolina, 1/30/18	0	vs. Virginia Tech, 3/1/12 ; at NC State, 1/26/19
3-Point Attempts	36	vs. Samford, 12/9/17 ; Virginia Tech, 2/21/18	7	vs. at NC State, 1/26/19
3-Point % (min. 10 att.)	78.6	vs. Georgia Tech, 1/12/11	0.0	vs. Virginia Tech, 3/1/12
Free Throws Made	32	vs. Louisville, 1/10/16	4	vs. Iowa, 11/29/11
Free Throw Attempts	46	vs. Western Carolina, 11/12/10	10	vs. North Carolina, 1/18/11
Free Throw % (min. 10 att.)	100.0	vs. Miami (15-15), 1/16/16	38.5	vs. Wake Forest (5-13), 2/25/14
Rebounds	51	vs. Presbyterian College, 12/15/15	19	vs. Virginia, 1/31/12
Offensive Rebounds	23	vs. Oklahoma, 11/20/16; SC State, 12/13/16	2	vs. Virginia, 1/19/16
Rebound Margin	+23	vs. North Carolina A&T, 11/12/17	-22	vs. Louisville, 1/10/16
Assists	22	vs. many (4), last vs. Virginia Tech, 1/22/17	3	vs. Duke, 1/8/13; Georgia Tech, 2/13/16
Turnovers	22	vs. Florida State, 2/5/17	1	vs. NC State, 2/20/16
Blocked Shots	12	vs. Arizona, 12/8/12 ; South Carolina, 11/17/13	0	vs. North Carolina, 2/28/13 ; Virginia Tech, 3/2/13
Steals	16	vs. The Citadel, 1/1/13	0	vs. Illinois, 3/23/14 ; NC State, 1/11/18
Fouls	25	vs. many (4), last vs. Georgia Tech, 3/9/16	5	vs. SC State, 12/13/16

CATEGORY

OPPONENT TEAM HIGH

OPPONENT TEAM LOW

Total Points	109	by Florida State, 2/5/17	35	by Furman, 12/14/13
1st Half Points	51	by Florida State, 2/5/17	15	by Georgia Tech, 2/14/13; Stetson, 11/8/13
2nd Half Points	58	by Florida State, 2/5/17	11	by Jacksonville, 12/20/19
1st Half Field Goal %	64.0	by Florida State, 3/4/12	17.2	by Georgia Tech, 2/14/13
2nd Half Field Goal %	72.0	by Duke, 1/8/13	16.7	by Delaware State, 11/13/13
Field Goals Made	41	by Florida State, 2/5/17	11	by Savannah State, 12/17/10
Field Goal Attempts	79	by Maryland, 3/2/14	38	by Wake Forest, 2/25/14
Field Goal %	66.1	by Florida State, 2/5/17	22.9	by Savannah State, 12/17/10
3-Pointers Made	19	vs. vs. Mississippi State, 12/8/18	1	by many (6), last by Georgia Tech, 2/13/16
3-Point Attempts	40	by Davidson, 11/17/16	9	by Furman, 11/16/12; UTEP, 11/23/12
3-Point % (min. 10 att.)	72.7	by Maryland, 2/7/12	7.7	by Delaware State, 11/13/13
Free Throws Made	25	by West Virginia, 3/17/11	1	by Virginia, 2/14/12 ; SC State, 12/23/12
Free Throw Attempts	35	by Maryland, 1/22/11	1	by Virginia, 2/14/12
Free Throw % (min. 10 att.)	96.0	by Colorado, 11/26/19	18.2	by Davidson, 11/22/13
Rebounds	63	by Maryland, 3/2/14	20	by Delaware State, 12/27/10
Offensive Rebounds	24	by Louisville, 1/10/16	1	by Boston College, 1/12/12
Assists	26	by Florida State, 2/5/17	2	by Charleston Southern, 12/18/18
Turnovers	25	by The Citadel, 1/1/13	4	by Temple, 11/21/13
Blocked Shots	9	by Florida State, 1/24/13; Florida State, 1/30/16	0	by many (12), last by Hofstra, 11/17/17
Steals	14	by Virginia Tech, 3/5/11	0	by Hofstra, 11/17/17
Fouls	32	by Western Carolina, 11/12/10	8	by College of Charleston, 11/19/11

CATEGORY

CLEMSON INDIVIDUAL BEST

OPPONENT INDIVIDUAL BEST

Points	33	by Jaron Blossomgame vs. NC State, 2/20/16	40	by Harrison Barnes (North Carolina), 3/12/11
Field Goals Made	13	by many (3), last by Jaron Blossomgame vs. Notre Dame, 2/8/16	12	by many (5), last Landers Nolley II (Virginia Tech), 11/5/19
Field Goal Attempts	24	by K.J. McDaniels vs. Notre Dame, 2/11/14	23	by Landers Nolley II (Virginia Tech), 11/5/19
Field Goal Perfection	7	by Adonis Filer vs. The Citadel, 1/1/13	5	by Theo Pinson (North Carolina), 12/30/15
3-Pointers Made	8	by Marcquise Reed vs. Virginia Tech, 2/21/18	8	by Lamar Peters (Mississippi State), 12/8/18
3-Point Attempts	20	by Marcquise Reed vs. Virginia Tech, 2/21/18	12	by Zane Johnson (Hawaii), 12/25/11
				Andrew White III (Syracuse), 2/7/17
				Gavin Block (Ohio), 11/16/17
				Demontrae Jefferson (Texas Southern), 11/24/17
				Ty-Shon Alexander (Creighton), 11/21/18
				Antoine Davis (Detroit Mercy), 11/17/19
3-Point Perfection	5	by Gabe DeVoe vs. Texas Southern, 11/24/17	5	by Christian James (Oklahoma), 11/20/16
Free Throws Made	16	by Milton Jennings vs. Virginia Tech, 1/27/13	15	by Marcus Georges-Hunt (Georgia Tech), 3/9/16
Free Throw Attempts	18	by Milton Jennings vs. Virginia Tech, 1/27/13	16	by Marcus Georges-Hunt (Georgia Tech), 3/9/16
Free Throw Perfection	9	by many (3), last by Jaron Blossomgame vs. Florida State, 2/25/17	8	by Erick Green (Virginia Tech), 3/8/12
				Charles Mann (Georgia), 12/22/15
				Jordan Dartis (Ohio), 11/16/17
				Theo Pinson (North Carolina), 1/16/18
Rebounds	16	by Elijah Thomas vs. Texas Southern, 11/24/17	20	by John Mooney (Notre Dame), 3/9/19
Offensive Rebounds	8	by many (4), last by Sidy Djitte vs. Florida State, 2/5/17	8	by Jordan Murphy (Minnesota), 11/30/15
Assists	11	by Marcquise Reed vs. Georgia Tech, 1/28/18	13	by Kendall Marshall (North Carolina), 2/18/12
Blocked Shots	8	by Jerai Grant vs. East Carolina, 12/29/10	7	by James Banks III (Georgia Tech), 2/6/19
		Landry Nnoko vs. Virginia Tech, 2/6/16		
Steals	6	by Avry Holmes vs. Georgia Tech, 2/13/16	5	by many (4), last by Lavar Batts (NC State), 1/11/18
Minutes	48	by K.J. McDaniels vs. Maryland, 3/2/14	50	by Eric Atkins (Notre Dame), 2/11/14

Bold denotes a Clemson home game; ^ - denotes one overtime period.

INDIVIDUAL GAME-BY-GAME

#0 CLYDE TRAPP

Opponent	Date	Sts	Min.	Field Goals			3-PT			FT	FTA	PCT	Rebounds			Avg.	PF	DQ	A	TO	BK	S	Pts.	Avg.
				FG	FGA	Pct.	FG	FGA	Pct.				OR	DR	TOT									
VIRGINIA TECH*	11/5/19																							
PRESBYTERIAN	11/7/19																							
COLGATE	11/10/19																							
DETROIT MERCY	11/17/19																							
ALABAMA A&M	11/21/19																							
vs. TCU	11/24/19																							
vs. Colorado	11/26/19																							
at Minnesota	12/2/19																							
at Florida State*	12/8/19																							
SOUTH CAROLINA	12/15/19																							
JACKSONVILLE	12/20/19		12:18	2	5	.400	0	2	.000	0	0	.000	0	0	0	0.0	0	0	2	0	0	0	4	4.0
YALE	12/22/19		20:50	2	3	.667	1	2	.500	2	4	.500	0	0	0	0.0	1	0	1	1	0	1	7	5.5
MIAMI*	12/31/19	*	34:45	4	8	.500	3	5	.600	2	3	.667	0	5	5	1.7	3	0	1	2	0	1	13	8.0
NC STATE*	1/4/20	*	32:45	0	4	.000	0	3	.000	1	2	.500	0	5	5	2.5	1	0	3	3	0	0	1	6.3
TOTALS		2	100:38	8	20	.400	4	12	.333	5	9	.556	0	10	10	2.5	5	0	7	6	0	2	25	6.3

#1 JONATHAN BAEHRE

Opponent	Date	Sts	Min.	Field Goals			3-PT			FT	FTA	PCT	Rebounds			Avg.	PF	DQ	A	TO	BK	S	Pts.	Avg.
				FG	FGA	Pct.	FG	FGA	Pct.				OR	DR	TOT									
VIRGINIA TECH	11/5/19																							
PRESBYTERIAN	11/7/19																							
COLGATE	11/10/19																							
DETROIT MERCY	11/17/19																							
ALABAMA A&M	11/21/19																							
vs. TCU	11/24/19																							
vs. Colorado	11/26/19																							
at Minnesota	12/2/19																							
at Florida State*	12/8/19		13:25	0	1	.000	0	1	.000	0	0	.000	1	2	3	3.0	0	0	0	1	0	0	0	0.0
SOUTH CAROLINA	12/15/19		12:41	0	1	.000	0	1	.000	0	0	.000	0	4	4	3.5	0	0	0	5	0	0	0	0.0
JACKSONVILLE	12/20/19																							
YALE	12/22/19																							
MIAMI*	12/31/19																							
NC STATE*	1/4/20																							
TOTALS		0	26:06	0	2	.000	0	2	.000	0	0	.000	1	6	7	3.5	0	0	0	6	0	0	0	0.0

#2 AL-AMIR DAWES

Opponent	Date	Sts	Min.	Field Goals			3-PT			FT	FTA	PCT	Rebounds			Avg.	PF	DQ	A	TO	BK	S	Pts.	Avg.
				FG	FGA	Pct.	FG	FGA	Pct.				OR	DR	TOT									
VIRGINIA TECH*	11/5/19	*	32:14	4	11	.364	2	6	.333	1	1	1.000	0	6	6	6.0	0	0	2	2	0	0	11	11.0
PRESBYTERIAN	11/7/19	*	21:40	2	6	.333	0	4	.000	0	0	.000	1	1	2	4.0	1	0	1	3	0	2	4	7.5
COLGATE	11/10/19	*	34:04	6	12	.500	2	6	.333	2	2	1.000	0	2	2	3.3	0	0	4	1	0	0	16	10.3
DETROIT MERCY	11/17/19	*	31:34	2	5	.400	2	4	.500	1	2	.500	0	0	0	2.5	4	0	6	2	0	2	7	9.5
ALABAMA A&M	11/21/19	*	27:12	7	11	.636	3	6	.500	2	4	.500	0	5	5	3.0	0	0	2	2	0	2	19	11.4
vs. TCU	11/24/19	*	33:49	3	6	.500	2	3	.667	0	2	.000	0	2	2	2.8	3	0	3	7	0	3	8	10.8
vs. Colorado	11/26/19	*	37:26	2	4	.500	1	2	.500	1	1	1.000	1	1	2	2.7	1	0	6	4	0	0	6	10.1
at Minnesota	12/2/19	*	28:15	1	5	.200	0	3	.000	2	2	1.000	0	0	0	2.4	3	0	1	1	0	0	4	9.4
at Florida State*	12/8/19	*	33:48	5	13	.385	2	8	.250	1	2	.500	1	2	3	2.4	1	0	3	6	0	0	13	9.8
SOUTH CAROLINA	12/15/19	*	36:22	4	17	.235	3	14	.214	2	2	1.000	0	4	4	2.6	1	0	5	6	0	0	13	10.1
JACKSONVILLE	12/20/19	*	28:03	1	8	.125	1	6	.167	0	0	.000	0	4	4	2.7	1	0	4	2	0	0	3	9.5
YALE	12/22/19	*	35:28	0	5	.000	0	3	.000	2	2	1.000	0	6	6	3.0	2	0	0	2	0	0	2	8.8
MIAMI*	12/31/19		32:41	2	7	.286	2	4	.500	0	0	.000	0	1	1	2.8	4	0	4	4	0	1	6	8.6
NC STATE*	1/4/20	*	33:15	3	6	.500	1	4	.250	9	10	.900	1	4	5	3.0	3	0	1	2	0	2	16	9.1
TOTALS		13	445:51	42	116	.362	21	73	.288	23	30	.767	4	38	42	3.0	24	0	42	44	0	12	128	9.1

#3 CHASE HUNTER

Opponent	Date	Sts	Min.	Field Goals			3-PT			FT	FTA	PCT	Rebounds			Avg.	PF	DQ	A	TO	BK	S	Pts.	Avg.
				FG	FGA	Pct.	FG	FGA	Pct.				OR	DR	TOT									
VIRGINIA TECH*	11/5/19	*	28:57	3	10	.300	0	3	.000	1	5	.200	0	3	3	3.0	4	0	2	0	0	0	7	7.0
PRESBYTERIAN	11/7/19	*	23:52	5	7	.714	3	5	.600	0	0	.000	1	1	2	2.5	1	0	4	1	0	1	13	10.0
COLGATE	11/10/19	*	25:13	4	6	.667	0	1	.000	2	2	1.000	0	2	2	2.3	1	0	1	1	0	0	10	10.0
DETROIT MERCY	11/17/19	*	30:16	1	8	.125	1	5	.200	2	2	1.000	0	2	2	2.3	2	0	4	4	0	2	5	8.8
ALABAMA A&M	11/21/19																							
vs. TCU	11/24/19		15:19	0	1	.000	0	0	.000	0	0	.000	0	0	0	1.8	2	0	2	2	0	1	0	7.0
vs. Colorado	11/26/19																							
at Minnesota	12/2/19																							
at Florida State*	12/8/19																							
SOUTH CAROLINA	12/15/19		19:06	1	5	.200	1	2	.500	2	2	1.000	0	0	0	1.5	1	0	0	2	0	2	5	6.7
JACKSONVILLE	12/20/19																							
YALE	12/22/19																							
MIAMI*	12/31/19																							
NC STATE*	1/4/20																							
TOTALS		4	142:43	14	37	.378	5	16	.313	7	11	.636	1	8	9	1.5	11	0	13	10	0	6	40	6.7

INDIVIDUAL GAME-BY-GAME

#5 HUNTER TYSON

19-20 SEASON																									
Opponent	Date	Sts	Min.	Field Goals			3-PT			FT	FTA	PCT	Rebounds			Avg.	PF	DQ	A	TO	BK	S	Pts.	Avg.	
				FG	FGA	Pct.	FG	FGA	Pct.				OR	DR	TOT										
VIRGINIA TECH*	11/5/19		7:32	0	3	.000	0	3	.000	0	1	.000	0	1	1	1.0	1	0	0	0	0	1	0	0.0	
PRESBYTERIAN	11/7/19		13:56	2	6	.333	1	5	.200	0	0	.000	0	3	3	2.0	0	0	0	1	0	0	5	2.5	
COLGATE	11/10/19		8:09	2	2	1.000	1	1	1.000	2	2	1.000	1	2	3	2.3	0	0	0	0	0	2	7	4.0	
DETROIT MERCY	11/17/19		20:19	7	13	.538	5	10	.500	1	2	.500	2	3	5	3.0	2	0	0	0	1	1	20	8.0	
ALABAMA A&M	11/21/19		25:52	4	8	.500	2	5	.400	0	2	.000	1	8	9	4.2	0	0	1	0	1	1	10	8.4	
vs. TCU	11/24/19		12:01	0	2	.000	0	2	.000	2	2	1.000	0	1	1	3.7	1	0	1	0	0	1	2	7.3	
vs. Colorado	11/26/19		10:44	0	5	.000	0	4	.000	1	2	.500	2	1	3	3.6	0	0	0	0	0	1	1	6.4	
at Minnesota	12/2/19		23:13	3	6	.500	2	5	.400	4	4	1.000	0	5	5	3.8	1	0	2	1	0	0	12	7.1	
at Florida State*	12/8/19		12:50	1	5	.200	1	4	.250	0	0	.000	1	3	4	3.8	0	0	0	0	0	0	3	6.7	
SOUTH CAROLINA	12/15/19	*	14:54	0	0	.000	0	0	.000	0	0	.000	2	2	4	3.8	2	0	0	1	0	1	0	6.0	
JACKSONVILLE	12/20/19		14:30	1	5	.200	0	3	.000	0	0	.000	1	7	8	4.2	0	0	1	1	0	0	2	5.6	
YALE	12/22/19		23:33	4	7	.571	1	3	.333	2	2	1.000	0	2	2	4.0	2	0	0	1	0	4	11	6.1	
MIAMI*	12/31/19		15:11	1	4	.250	0	3	.000	1	1	1.000	0	3	3	3.9	0	0	1	0	0	0	3	5.8	
NC STATE*	1/4/20		5:34	1	3	.333	1	2	.500	0	0	.000	0	1	1	3.7	1	0	0	0	0	0	3	5.6	
TOTALS		1	208:18	26	69	.377	14	50	.280	13	18	.722	10	42	52	3.7	10	0	6	5	2	12	79	5.6	

#10 CURRAN SCOTT

#10 CUMMINS COUNTRY																									
Opponent	Date	Sts	Min.	Field Goals			3-PT			FT	FTA	PCT	Rebounds			Avg.	PF	DQ	A	TO	BK	S	Pts.	Avg.	
				FG	FGA	Pct.	FG	FGA	Pct.				OR	DR	TOT										
VIRGINIA TECH*	11/5/19		8:41	1	2	.500	0	0	.000	0	0	.000	0	1	1	1.0	1	0	0	2	0	0	2	2.0	
PRESBYTERIAN	11/7/19		28:29	4	11	.364	3	7	.429	2	2	1.000	0	5	5	3.0	2	0	3	0	0	0	13	7.5	
COLGATE	11/10/19		20:43	2	4	.500	0	1	.000	4	6	.667	0	0	0	2.0	1	0	2	0	0	1	8	7.7	
DETROIT MERCY	11/17/19		12:39	1	4	.250	0	2	.000	0	0	.000	1	3	4	2.5	1	0	2	1	0	0	2	6.3	
ALABAMA A&M	11/21/19	*	21:44	1	4	.250	1	4	.250	2	4	.500	0	1	1	2.2	0	0	3	1	0	3	5	6.0	
vs. TCU	11/24/19		25:03	2	7	.286	1	4	.250	2	2	1.000	0	2	2	2.2	1	0	0	1	0	1	7	6.2	
vs. Colorado	11/26/19		27:13	3	5	.600	1	1	1.000	0	0	.000	0	1	1	2.0	3	0	1	1	0	0	7	6.3	
at Minnesota	12/2/19		24:57	4	5	.800	0	0	.000	2	2	1.000	0	0	0	1.8	0	0	2	1	0	1	10	6.8	
at Florida State*	12/8/19		16:33	2	5	.400	1	2	.500	2	2	1.000	0	4	4	2.0	2	0	0	3	0	0	7	6.8	
SOUTH CAROLINA	12/15/19		13:52	2	4	.500	1	2	.500	0	0	.000	1	0	1	1.9	1	0	1	1	0	3	5	6.6	
JACKSONVILLE	12/20/19	*	36:58	3	8	.375	2	6	.333	7	9	.778	0	2	2	1.9	0	0	2	1	0	1	15	7.4	
YALE	12/22/19	*	18:09	0	3	.000	0	2	.000	0	0	.000	0	0	0	1.8	4	0	1	0	0	2	0	6.8	
MIAMI*	12/31/19	*	41:42	5	9	.556	0	3	.000	0	0	.000	1	2	3	1.8	3	0	2	2	0	2	10	7.0	
NC STATE*	1/4/20		30:01	4	7	.571	3	4	.750	3	4	.750	0	2	2	1.9	1	0	4	0	0	1	14	7.5	
TOTALS			4	326:44	34	78	.436	13	38	.342	24	31	.774	3	23	26	1.9	20	0	23	14	0	15	105	7.5

#11 PARKER FOX

Opponent	Date	Sts	Min.	Field Goals			3-PT			FT	FTA	PCT	Rebounds			Avg.	PF	DQ	A	TO	BK	S	Pts.	Avg.
				FG	FGA	Pct.	FGA	Pct.	OR				DR	TOT										
VIRGINIA TECH*	11/5/19		DNP																					
PRESBYTERIAN	11/7/19		4:32	1	2	.500	0	1	.000	0	1	.000	0	0	0	0.0	0	0	0	1	0	0	2	2.0
COLGATE	11/10/19		DNP																					
DETROIT MERCY	11/17/19		DNP																					
ALABAMA A&M	11/21/19		4:04	0	0	.000	0	0	.000	0	0	.000	0	0	0	0.0	0	0	0	0	0	0	0	1.0
vs. TCU	11/24/19		DNP																					
vs. Colorado	11/26/19		DNP																					
at Minnesota	12/2/19		1:40	0	0	.000	0	0	.000	0	0	.000	0	0	0	0.0	0	0	0	0	0	0	0	0.7
at Florida State*	12/8/19		1:09	0	0	.000	0	0	.000	0	0	.000	0	0	0	0.0	0	0	0	0	0	0	0	0.5
SOUTH CAROLINA	12/15/19		DNP																					
JACKSONVILLE	12/20/19		1:37	0	0	.000	0	0	.000	0	0	.000	0	1	1	0.2	0	0	0	0	0	0	0	0.4
YALE	12/22/19		DNP																					
MIAMI*	12/31/19		DNP																					
NC STATE*	1/4/20		DNP																					
TOTALS		0	13:02	1	2	.500	0	1	.000	0	1	.000	0	1	1	0.2	0	0	0	1	0	0	2	0.4

#12 ALEX HEMENWAY

Opponent	Date	Sts	Min.	Field Goals			3-PT			FT	FTA	PCT	Rebounds			Avg.	PF	DQ	A	TO	BK	S	Pts.	Avg.
				FG	FGA	Pct.	FG	FGA	Pct.				OR	DR	TOT									
VIRGINIA TECH*	11/5/19		14:48	1	4	.250	1	2	.500	0	0	.000	0	0	0	0.0	1	0	0	1	0	0	3	3.0
PRESBYTERIAN	11/7/19		9:31	2	2	1.000	2	2	1.000	0	0	.000	0	0	0	0.0	0	0	0	0	0	0	6	4.5
COLGATE	11/10/19		DNP-ANKLE INJURY																					
DETROIT MERCY	11/17/19		DNP-ANKLE INJURY																					
ALABAMA A&M	11/21/19		DNP-ANKLE INJURY																					
vs. TCU	11/24/19		DNP-ANKLE INJURY																					
vs. Colorado	11/26/19		DNP-ANKLE INJURY																					
at Minnesota	12/2/19		DNP-ANKLE INJURY																					
at Florida State*	12/8/19		DNP-ANKLE INJURY																					
SOUTH CAROLINA	12/15/19		DNP-ANKLE INJURY																					
JACKSONVILLE	12/20/19		DNP-ANKLE INJURY																					
YALE	12/22/19		DNP-ANKLE INJURY																					
MIAMI*	12/31/19		DNP-ANKLE INJURY																					
NC STATE*	1/4/20		DNP-ANKLE INJURY																					
TOTALS		0	24:19	3	6	.500	3	4	.750	0	0	.000	0	0	0	0.0	1	0	0	1	0	0	9	4.5

INDIVIDUAL GAME-BY-GAME

#13 TEVIN MACK

Opponent	Date	Sts	Min.	Field Goals			3-PT			FT	FTA	PCT	Rebounds			Avg.	PF	DQ	A	TO	BK	S	Pts.	Avg.
				FG	FGA	Pct.	FG	FGA	Pct.				OR	DR	TOT									
VIRGINIA TECH*	11/5/19	*	24:58	4	10	.400	2	7	.286	0	0	.000	1	2	3	3.0	5	1	2	1	1	1	10	10.0
PRESBYTERIAN	11/7/19	*	20:34	6	9	.667	2	3	.667	0	0	.000	0	2	2	2.5	2	0	1	0	0	0	14	12.0
COLGATE	11/10/19	*	25:54	7	11	.636	3	7	.429	0	0	.000	1	8	9	4.7	2	0	1	3	0	5	17	13.7
DETROIT MERCY	11/17/19	*	30:20	7	13	.538	2	5	.400	2	3	.667	2	2	4	4.5	1	0	2	1	0	1	18	14.8
ALABAMA A&M	11/21/19	*	21:41	6	9	.667	3	6	.500	1	1	1.000	1	1	2	4.0	0	0	2	1	1	1	16	15.0
vs. TCU	11/24/19	*	42:47	8	15	.533	5	10	.500	1	2	.500	1	8	9	4.8	2	0	1	0	0	1	22	16.2
vs. Colorado	11/26/19	*	37:56	3	11	.273	1	5	.200	4	4	1.000	0	9	9	5.4	2	0	1	1	1	2	11	15.4
at Minnesota	12/2/19	*	24:26	1	4	.250	0	1	.000	0	3	.000	0	3	3	5.1	2	0	0	2	0	0	2	13.8
at Florida State*	12/8/19	*	30:57	5	10	.500	2	4	.500	2	5	.400	1	2	3	4.9	2	0	2	3	0	3	14	13.8
SOUTH CAROLINA	12/15/19	*	26:13	1	8	.125	1	6	.167	0	0	.000	0	4	4	4.8	2	1	0	1	1	0	3	12.7
JACKSONVILLE	12/20/19	*	31:55	3	9	.333	1	4	.250	0	0	.000	1	10	11	5.4	0	0	1	0	1	1	7	12.2
YALE	12/22/19	*	16:27	0	3	.000	0	2	.000	0	0	.000	1	1	2	5.1	1	0	1	1	1	0	0	11.2
MIAMI*	12/31/19	*	26:13	4	11	.364	0	3	.000	0	0	.000	0	4	4	5.0	2	0	1	1	0	0	8	10.9
NC STATE*	1/4/20	*	34:26	5	12	.417	1	8	.125	3	4	.750	1	6	7	5.1	3	0	2	0	2	2	14	11.1
TOTALS			14 394:47	60	135	.444	23	71	.324	13	22	.591	10	62	72	5.1	26	2	17	15	8	17	156	11.1

#15 JOHN NEWMAN III

Opponent	Date	Sts	Min.	Field Goals			3-PT			FT	FTA	PCT	Rebounds			Avg.	PF	DQ	A	TO	BK	S	Pts.	Avg.
				FG	FGA	Pct.	FG	FGA	Pct.				OR	DR	TOT									
VIRGINIA TECH*	11/5/19	*	33:11	5	11	.455	1	4	.250	4	4	1.000	2	3	5	5.0	2	0	2	0	0	0	15	15.0
PRESBYTERIAN	11/7/19	*	20:27	6	9	.667	3	5	.600	1	1	1.000	2	3	5	5.0	0	0	3	0	0	1	16	15.5
COLGATE	11/10/19	*	38:29	4	12	.333	0	3	.000	1	2	.500	1	6	7	5.7	0	0	3	2	0	3	9	13.3
DETROIT MERCY	11/17/19	*	23:12	2	7	.286	1	5	.200	2	3	.667	1	0	1	4.5	4	0	1	1	1	0	7	11.8
ALABAMA A&M	11/21/19	*	29:10	4	7	.571	1	3	.333	0	0	.000	0	3	3	4.2	0	0	4	1	1	0	9	11.2
vs. TCU	11/24/19	*	36:35	3	6	.500	1	2	.500	2	2	1.000	0	2	2	3.8	2	0	1	4	1	1	9	10.8
vs. Colorado	11/26/19	*	31:37	4	8	.500	2	3	.667	6	6	1.000	0	1	1	3.4	5	1	3	2	0	1	16	11.6
at Minnesota	12/2/19	*	30:32	2	6	.333	0	1	.000	1	2	.500	1	2	3	3.4	3	0	0	3	0	0	5	10.8
at Florida State*	12/8/19	*	28:46	2	5	.400	1	2	.500	1	1	1.000	0	1	1	3.1	1	0	1	1	0	0	6	10.2
SOUTH CAROLINA	12/15/19	*	34:47	1	6	.167	0	4	.000	4	7	.571	0	4	4	3.2	1	0	3	1	0	4	6	9.8
JACKSONVILLE	12/20/19	*	18:02	3	7	.429	1	3	.333	1	2	.500	0	2	2	3.1	2	0	2	1	0	0	8	9.6
YALE	12/22/19	*	35:18	3	8	.375	0	2	.000	1	2	.500	0	2	2	3.0	1	0	1	3	0	2	7	9.4
MIAMI*	12/31/19	*	29:28	3	9	.333	0	2	.000	1	1	1.000	1	6	7	3.3	0	0	2	2	0	1	7	9.2
NC STATE*	1/4/20	*	23:59	4	8	.500	2	4	.500	2	2	1.000	0	3	3	3.3	4	0	3	1	1	1	12	9.4
TOTALS			14 413:33	46	109	.422	13	43	.302	27	35	.771	8	38	46	3.3	25	1	29	22	4	14	132	9.4

#20 O'NEIL MCBRIDE

Opponent	Date	Sts	Min.	Field Goals			3-PT			FT	FTA	PCT	Rebounds			Avg.	PF	DQ	A	TO	BK	S	Pts.	Avg.
				FG	FGA	Pct.	FG	FGA	Pct.				OR	DR	TOT									
VIRGINIA TECH*	11/5/19		DNP																					
PRESBYTERIAN	11/7/19		3:56	0	0	.000	0	0	.000	0	0	.000	1	0	1	1.0	0	0	0	0	0	0	0	0.0
COLGATE	11/10/19		DNP																					
DETROIT MERCY	11/17/19		DNP																					
ALABAMA A&M	11/21/19		3:27	0	0	.000	0	0	.000	0	2	.000	0	1	1	1.0	0	0	0	0	0	0	0	0.0
vs. TCU	11/24/19		DNP																					
vs. Colorado	11/26/19		DNP																					
at Minnesota	12/2/19		1:40	1	1	1.000	0	0	.000	0	0	.000	1	0	1	1.0	0	0	1	1	0	0	2	0.7
at Florida State*	12/8/19		1:09	0	0	.000	0	0	.000	0	0	.000	1	0	1	1.0	0	0	0	0	0	0	0	0.5
SOUTH CAROLINA	12/15/19		DNP																					
JACKSONVILLE	12/20/19		1:37	0	1	.000	0	0	.000	0	0	.000	0	0	0	0.8	0	0	0	0	0	0	0	0.4
YALE	12/22/19		DNP																					
MIAMI*	12/31/19		DNP																					
NC STATE*	1/4/20		DNP																					
TOTALS		0	11:49	1	2	.500	0	0	.000	0	2	.000	3	1	4	0.8	0	0	1	1	0	0	2	0.4

#21 KHAVON MOORE

Opponent	Date	Sts	Field Goals			3-PT			Rebounds																
			Min.	FG	FGA	Pct.	FG	FGA	Pct.	FT	FTA	PCT	OR	DR	TOT	Avg.	PF	DQ	A	TO	BK	S	Pts.	Avg.	
VIRGINIA TECH*	11/5/19		9:39	0	1	.000	0	0	.000	0	0	.000	0	0	0	0.0	0	0	1	0	1	0	0	0.0	
PRESBYTERIAN	11/7/19		19:25	1	5	.200	0	1	.000	0	0	.000	3	3	6	3.0	3	0	1	0	1	2	2	1.0	
COLGATE	11/10/19		7:28	1	2	.500	0	0	.000	0	0	.000	1	0	1	2.3	1	0	0	2	0	1	2	1.3	
DETROIT MERCY	11/17/19		13:25	3	4	.750	0	0	.000	1	2	.500	3	4	7	3.5	2	0	1	1	0	1	7	2.8	
ALABAMA A&M	11/21/19		19:20	1	6	.167	1	2	.500	0	0	.000	1	5	6	4.0	2	0	3	2	0	1	3	2.8	
vs. TCU	11/24/19	*	14:26	0	1	.000	0	0	.000	0	0	.000	0	1	1	3.5	1	0	0	1	0	0	0	2.3	
vs. Colorado	11/26/19	*	15:05	1	2	.500	1	1	1.000	0	0	.000	0	1	1	3.1	3	0	1	2	0	2	3	2.4	
at Minnesota	12/2/19	*	23:36	5	9	.556	0	0	.000	0	0	.000	2	4	6	3.5	1	0	1	0	0	0	10	3.4	
at Florida State*	12/8/19	*	20:14	1	5	.200	0	2	.000	0	0	.000	0	1	1	3.2	1	0	1	1	0	1	2	3.2	
SOUTH CAROLINA	12/15/19		3:30	0	1	.000	0	0	.000	0	0	.000	0	0	0	2.9	1	0	0	0	0	0	0	2.9	
JACKSONVILLE	12/20/19		15:19	2	3	.667	0	1	.000	0	0	.000	3	2	5	3.1	1	0	1	2	0	0	4	3.0	
YALE	12/22/19		10:15	2	3	.667	1	1	1.000	3	4	.750	1	1	2	3.0	0	0	0	0	0	0	8	3.4	
MIAMI*	12/31/19	DNP-CALF STRAIN																							
NC STATE*	1/4/20	DNP-CALF STRAIN																							
TOTALS			4	171:42	17	42	.405	3	8	.375	4	6	.667	14	22	36	3.0	16	0	10	11	2	8	41	3.4

INDIVIDUAL GAME-BY-GAME

#25 AAMIR SIMMS

Opponent	Date	Sts	Min.	Field Goals			3-PT			FT	FTA	PCT	Rebounds			Avg.	PF	DQ	A	TO	BK	S	Pts.	Avg.
				FG	FGA	Pct.	FG	FGA	Pct.				OR	DR	TOT									
VIRGINIA TECH*	11/5/19	*	34:24	4	11	.364	1	4	.250	3	4	.750	4	11	15	15.0	2	0	0	1	0	1	12	12.0
PRESBYTERIAN	11/7/19	*	16:19	0	4	.000	0	1	.000	0	0	.000	0	8	8	11.5	1	0	0	2	1	0	0	6.0
COLGATE	11/10/19	*	38:06	5	11	.455	0	1	.000	2	4	.500	4	4	8	10.3	3	0	0	1	1	1	12	8.0
DETROIT MERCY	11/17/19	*	33:08	7	10	.700	0	2	.000	5	6	.833	3	5	8	9.8	2	0	4	3	0	3	19	10.8
ALABAMA A&M	11/21/19	*	18:27	2	7	.286	0	1	.000	0	0	.000	0	4	4	8.6	1	0	4	0	0	1	4	9.4
vs. TCU	11/24/19	*	37:17	3	15	.200	1	7	.143	6	8	.750	3	9	12	9.2	2	0	7	1	1	2	13	10.0
vs. Colorado	11/26/19	*	35:37	7	14	.500	2	5	.400	7	9	.778	3	4	7	8.9	3	0	4	0	2	1	23	11.9
at Minnesota	12/2/19	*	26:25	4	10	.400	0	1	.000	3	4	.750	0	6	6	8.5	2	0	1	1	0	0	11	11.8
at Florida State*	12/8/19	*	27:10	3	7	.429	2	3	.667	0	0	.000	2	2	4	8.0	4	0	1	2	0	1	8	11.3
SOUTH CAROLINA	12/15/19	*	24:46	5	7	.714	3	3	1.000	8	11	.727	4	4	8	8.0	5	1	1	4	0	1	21	12.3
JACKSONVILLE	12/20/19	*	25:46	7	8	.875	3	3	1.000	1	1	1.000	3	2	5	7.7	3	0	0	0	1	1	18	12.8
YALE	12/22/19	*	34:38	4	14	.286	1	5	.200	1	2	.500	2	5	7	7.7	2	0	0	2	0	2	10	12.6
MIAMI*	12/31/19	*	41:06	8	14	.571	1	2	.500	4	5	.800	4	4	8	7.7	0	0	4	1	2	2	21	13.2
NC STATE*	1/4/20	*	30:36	4	7	.571	1	3	.333	8	9	.889	2	2	4	7.4	2	0	5	3	0	0	17	13.5
TOTALS			14	423:45	63	139	.453	15	41	.366	48	.762	34	70	104	7.4	32	1	31	21	8	16	189	13.5

#31 WELLS HOAG

Opponent	Date	Sts	Min.	Field Goals			3-PT			FT	FTA	PCT	Rebounds			Avg.	PF	DQ	A	TO	BK	S	Pts.	Avg.
				FG	FGA	Pct.	FG	FGA	Pct.				OR	DR	TOT									
ALABAMA A&M	11/21/19		7:30	2	3	.667	1	2	.500	0	0	.000	1	0	1	1.0	0	0	0	0	0	0	5	5.0
vs. TCU	11/24/19		DNP																					
vs. Colorado	11/26/19		DNP																					
at Minnesota	12/2/19		1:40	0	1	.000	0	0	.000	0	0	.000	1	0	1	1.0	0	0	0	0	0	0	0	2.5
at Florida State*	12/8/19		1:09	0	1	.000	0	1	.000	0	0	.000	0	0	0	0.7	0	0	0	0	0	0	0	1.7
SOUTH CAROLINA	12/15/19		DNP																					
JACKSONVILLE	12/20/19		1:37	0	0	.000	0	0	.000	0	0	.000	0	0	0	0.5	0	0	0	0	0	0	0	1.3
YALE	12/22/19		DNP																					
MIAMI*	12/31/19		DNP																					
NC STATE*	1/4/20		DNP																					
TOTALS		0	11:56	2	5	.400	1	3	.333	0	0	.000	2	0	2	0.5	0	0	0	0	0	0	5	1.3

#32 PAUL GRINDE

Opponent	Date	Sts	Min.	Field Goals			3-PT			FT	FTA	PCT	Rebounds			Avg.	PF	DQ	A	TO	BK	S	Pts.	Avg.
				FG	FGA	Pct.	FG	FGA	Pct.				OR	DR	TOT									
VIRGINIA TECH*	11/5/19		DNP																					
PRESBYTERIAN	11/7/19		4:02	0	2	.000	0	0	.000	0	0	.000	0	0	0	0.0	1	0	0	1	0	0	0	0.0
COLGATE	11/10/19		DNP																					
DETROIT MERCY	11/17/19		DNP																					
ALABAMA A&M	11/21/19		5:30	2	3	.667	0	0	.000	2	2	1.000	1	0	1	0.5	1	0	0	0	0	0	6	3.0
vs. TCU	11/24/19		DNP																					
vs. Colorado	11/26/19		DNP																					
at Minnesota	12/2/19		2:40	1	1	1.000	0	0	.000	0	0	.000	0	0	0	0.3	0	0	0	0	0	0	2	2.7
at Florida State*	12/8/19		1:42	0	0	.000	0	0	.000	0	0	.000	0	0	0	0.3	0	0	0	0	0	0	0	2.0
SOUTH CAROLINA	12/15/19		DNP																					
JACKSONVILLE	12/20/19		1:40	1	1	1.000	0	0	.000	0	0	.000	0	0	0	0.2	0	0	0	0	0	0	2	2.0
YALE	12/22/19		DNP																					
MIAMI*	12/31/19		DNP																					
NC STATE*	1/4/20		DNP																					
TOTALS		0	15:34	4	7	.571	0	0	.000	2	2	1.000	1	0	1	0.2	2	0	0	1	0	0	10	2.0

#55 TREY JEMISON

Opponent	Date	Sts	Min.	Field Goals			3-PT			FT	FTA	PCT	Rebounds			Avg.	PF	DQ	A	TO	BK	S	Pts.	Avg.
				FG	FGA	Pct.	FG	FGA	Pct.				OR	DR	TOT									
VIRGINIA TECH*	11/5/19		5:36	0	1	.000	0	0	.000	0	0	.000	1	1	2	2.0	0	0	0	1	0	1	0	0.0
PRESBYTERIAN	11/7/19		13:17	2	4	.500	0	0	.000	0	0	.000	2	2	4	3.0	5	1	1	2	0	0	4	2.0
COLGATE	11/10/19		1:54	0	0	.000	0	0	.000	0	0	.000	0	0	0	2.0	1	0	0	1	0	0	0	1.3
DETROIT MERCY	11/17/19		5:07	1	1	1.000	0	0	.000	0	1	.000	1	2	3	2.3	3	0	0	0	0	0	2	1.5
ALABAMA A&M	11/21/19		16:03	5	6	.833	0	0	.000	0	0	.000	2	3	5	2.8	1	1	0	2	4	2	10	3.2
vs. TCU	11/24/19		7:43	0	0	.000	0	0	.000	1	2	.500	0	0	0	2.3	1	0	0	1	0	0	1	2.8
vs. Colorado	11/26/19		4:23	0	0	.000	0	0	.000	0	0	.000	0	0	0	2.0	4	0	0	3	0	0	0	2.4
at Minnesota	12/2/19		10:55	1	2	.500	0	0	.000	0	0	.000	0	0	0	1.8	1	0	0	0	1	0	2	2.4
at Florida State*	12/8/19		11:08	0	1	.000	0	0	.000	0	0	.000	0	0	0	1.6	3	0	0	1	0	0	0	2.1
SOUTH CAROLINA	12/15/19		13:49	0	1	.000	0	0	.000	1	1	1.000	3	0	3	1.7	3	0	0	0	1	0	1	2.0
JACKSONVILLE	12/20/19		10:38	2	2	1.000	0	0	.000	1	1	1.000	1	3	4	1.9	0	0	0	1	0	0	5	2.3
YALE	12/22/19		5:22	0	1	.000	0	0	.000	0	0	.000	1	0	1	1.8	3	0	0	0	0	0	0	2.1
MIAMI*	12/31/19		3:54	0	0	.000	0	0	.000	0	2	.000	2	0	2	1.8	2	0	0	0	0	0	0	1.9
NC STATE*	1/4/20		9:24	2	2	1.000	0	0	.000	0	0	.000	0	2	2	1.9	1	0	0	0	0	0	4	2.1
TOTALS		0	119:13	13	21	.619	0	0	.000	3	7	.429	13	13	26	1.9	28	2	1	12	6	3	29	2.1

GAME-BY-GAME RESULTS

	W/L	FG-FGA	Pct.	3pt-A	Pct.	FT-FTA	Pct.	OR	DR	Tot	PF	A	TO	BLK	Stl	1H	2H	OT	Pts
Clemson	L	22-64	.344	7-29	.241	9-15	.600	8	28	36	16	9	8	3	4	37	23	N/A	60
Virginia Tech		22-57	.386	9-27	.333	14-20	.700	9	35	44	15	11	13	3	4	34	33	N/A	67
Clemson	W	31-67	.463	14-34	.412	3-4	.750	11	28	39	16	14	12	2	6	43	36	N/A	79
Presbyterian		18-51	.353	5-18	.278	4-9	.444	9	26	35	10	10	21	2	8	21	24	N/A	45
Clemson	W	31-60	.517	6-20	.300	13-18	.722	10	26	36	9	11	12	1	13	38	43	N/A	81
Colgate		26-57	.456	11-33	.333	5-5	1.000	5	22	27	16	14	18	2	2	30	38	N/A	68
Clemson	W	31-65	.477	11-33	.333	14-21	.667	15	24	39	21	20	14	2	10	38	49	N/A	87
Detroit Mercy		19-59	.322	7-24	.292	20-22	.909	16	22	38	18	8	18	1	9	29	36	N/A	65
Clemson	W	34-64	.531	12-29	.414	7-15	.467	8	32	40	5	19	9	7	11	54	33	N/A	87
Alabama A&M		19-56	.339	10-25	.400	3-6	.500	6	26	32	14	8	18	0	8	19	32	N/A	51
Clemson	W	19-53	.358	10-28	.357	14-20	.700	4	25	29	15	15	17	2	10	23	29	10	62
TCU		22-58	.379	9-28	.321	7-15	.467	10	30	40	15	12	21	3	13	25	27	8	60
Clemson	L	20-49	.408	8-21	.381	19-22	.864	6	19	25	21	16	13	3	7	36	31	N/A	67
Colorado		20-51	.392	7-22	.318	24-25	.960	8	24	32	16	14	12	4	6	33	38	N/A	71
Clemson	L	23-50	.460	2-11	.182	12-17	.706	6	20	26	13	8	10	1	1	29	31	N/A	60
Minnesota		28-52	.538	8-22	.364	14-19	.737	6	24	30	19	17	8	5	3	35	43	N/A	78
Clemson	L	19-53	.358	9-27	.333	6-10	.600	11	21	32	14	8	18	0	5	33	20	N/A	53
Florida State		25-54	.463	15-32	.469	7-10	.700	9	25	34	14	16	13	9	6	27	45	N/A	72
Clemson	L	14-50	.280	9-32	.281	17-23	.739	10	22	32	17	10	22	2	11	26	28	N/A	54
South Carolina		23-51	.451	8-18	.444	13-19	.684	11	30	41	24	11	21	3	10	28	39	N/A	67
Clemson	W	25-57	.439	8-28	.286	10-13	.769	9	34	43	7	13	8	2	3	37	31	N/A	68
Jacksonville		14-55	.255	7-31	.226	4-7	.571	8	24	32	11	9	12	0	5	28	11	N/A	39
Clemson	L	15-47	.319	4-20	.200	11-16	.688	6	21	27	16	4	13	1	11	19	26	N/A	45
Yale		20-47	.426	5-20	.250	9-13	.692	7	28	35	16	10	19	1	8	24	30	N/A	54
Clemson	L	27-62	.423	6-22	.273	8-12	.667	10	28	38	14	15	13	2	7	26	36	6	68
Miami		28-64	.438	8-25	.320	9-10	.900	8	28	36	16	9	12	2	7	26	36	11	73
Clemson	W	23-49	.469	9-28	.321	26-31	.839	6	28	34	16	18	10	3	6	41	40	N/A	81
NC State		26-59	.441	5-21	.238	13-19	.684	8	22	30	22	11	9	3	3	35	35	N/A	70

GAME RECAPS

GAME 1

VIRGINIA TECH 67
CLEMSON 60

NOV. 5, 2019
LITTLEJOHN COLISEUM • CLEMSON, S.C.

CLEMSON, S.C. – Clemson University men's basketball fell in its season opener to Virginia Tech, 67-60.

Aamir Simms led the charge for the Tigers with his first career double-double. Simms finished with 12 points and 15 rebounds.

The Tigers (0-1, 0-1) knocked down seven 3-pointers and shot 34.0 percent from the field, outscoring the Hokies (1-0, 1-0) 22-16 in the paint. Clemson also forced 13 turnovers, but Virginia Tech added 11 fast-break points.

With a career-high 15 rebounds to go along with his 12 points, Simms notched a double-double for the first time in his career. Four different Clemson players reached double figures on the night. John Newman III scored a career-best 15 points and freshman Al-Amir Dawes and graduate senior Tevin Mack scored 12 and 11 points, respectively, in their Clemson debuts.

A true freshman, Dawes made an emphatic introduction to the Littlejohn faithful by knocking down a trey for the game's opening points. 3-pointers by Mack on back-to-back possessions placed Clemson ahead 26-22. The Tigers led by as many as eight points in the first half and led 37-34 at the intermission. The evenly matched first half saw both teams shoot 44.0 percent from the floor and corral 19 rebounds apiece. The Hokies' Landers Nolley II was the contest's leading scorer with 30 points.

Newman braced the Tigers with 11 second-half points. A defensive war of attrition gave way to a frenetic ending to the second half. Not long after Clemson's intense pressure forced a backcourt turnover, Newman knotted the score at 57-57 with 1:11 remaining, but the Hokies outscored the Tigers 10-3 the rest of the way.

GAME 2

PRESBYTERIAN 45
CLEMSON 79

NOV. 7, 2019
LITTLEJOHN COLISEUM • CLEMSON, S.C.

CLEMSON, S.C. – Taking Presbyterian College to task from beyond the arc, Clemson University men's basketball knocked down 14 3-pointers and won 79-45 at Littlejohn Coliseum on Thursday. The Tigers were led by John Newman III, who scored a career-best 16 points on a career-high six made field goals.

The Tigers (1-1) went 14-of-34 on 3-point shots and shot 46.0 percent from the floor. Ten different Tigers scored on the evening, with 32 of Clemson's points coming from its bench. The Tigers also scored 32 points in the paint, making for a well-rounded offensive showing.

In addition to Newman's career night, his three deep balls also marked a career high. Curran Scott made a splash with 13 points and a trio of treys. Tevin Mack added 14 points and Chase Hunter went 3-for-5 from 3-point land in a 13-point performance. Hunter also finished an ultra-impressive +40 on the floor. Chris Martin was the Blue Hose's (0-1) leading scorer with 11 points.

Newman sparked the Tigers with two early 3-pointers, as Clemson used a 4-0 run to go up 21-5 at the 10:01 mark of the first half. An 8-0 Clemson run to close out the first half was capped off by a thunderous dunk from Newman that resulted in the Tigers boasting a 43-21 lead at the intermission.

Among others, center Trey Jemison, who corralled four total rebounds, provided a lift off the bench for the Tigers in the second half with solid rebounding and defensive play. Parker Fox, O'Neil McBride and Paul Grinde, all walk-ons, were able to get minutes. Fox scored two points and McBride tallied his first career rebound.

Clemson was able to coast to victory out of halftime, outscoring Presbyterian 36-24 en route to winning by a 34-point margin.

GAME STATS

Official Basketball Box Score - Final
Virginia Tech vs Clemson
11/05/19 Littlejohn Coliseum, Clemson

Game Time: 7:00 PM
Game Duration: 2:15

Virginia Tech - 67 • 2-0 (2-0)

##	Player	Total FG/FGA	3-Ptr FG/FGA	FT-FTA	Rebounds Off Def Tot	PF	TP	A	TO	Blk	Stl	Min
2	Landers Nolley II	F 12-23	4-8	2-4	1 4 5	3	30	2	1	0	0	36:44
14	P.J. Horne	F 3-7	1-4	1-1	0 7 7	1	8	2	1	0	0	35:41
0	Hunter Cattoor	G 0-3	0-2	0-0	0 4 4	1	0	0	1	0	0	27:13
1	Isaiah Wilkins	G 1-7	1-5	1-3	4 2 6	5	4	2	2	0	1	20:35
3	Wabissa Bede	G 2-4	0-1	3-4	0 8 8	3	7	6	3	1	0	31:57
23	Tyrece Radford	1-2	0-0	2-2	1 3 4	1	4	1	0	0	0	12:44
4	Nahiem Alleyne	2-9	2-6	5-6	0 3 3	1	11	1	1	0	0	22:44
21	John Ojako	0-0	0-0	0-0	0 1 1	0	0	0	0	0	0	04:19
15	Jalen Cone	1-2	1-1	0-0	0 1 1	0	3	0	0	0	0	08:03
Team					3 2 5							
Totals		22-57	9-27	14-20	9 35 44	15	67	11	13	1	4	200:00

FG % 1st: 14-32 43.8% 2nd: 8-25 32.0% Game: 22-57 38.6%
3PT % 1st: 6-15 40.0% 2nd: 3-12 25.0% Game: 9-27 33.3%
FT % 1st: 0-2 0.0% 2nd: 14-18 77.8% Game: 14-20 70.0%

Clemson - 60 • 0-2 (0-2)

##	Player	Total FG/FGA	3-Ptr FG/FGA	FT-FTA	Rebounds Off Def Tot	PF	TP	A	TO	Blk	Stl	Min
25	Aamir Simms	F 4-11	1-4	3-4	4 11 15	2	12	0	1	0	1	34:25
2	Al-Amir Dawes	G 4-11	2-6	1-1	0 6 6	0	11	2	2	0	0	32:16
3	Chase Hunter	G 3-10	0-3	1-5	0 3 3	4	7	2	0	0	0	28:57
13	Tevin Mack	G 4-10	2-7	0-0	1 2 3	5	10	2	1	1	1	24:59
15	John Newman III	G 5-11	1-4	4-4	2 3 5	2	15	2	0	0	0	33:10
5	Hunter Tyson	0-3	0-3	0-1	0 1 1	1	0	0	0	0	1	07:32
10	Curran Scott	1-2	0-0	0-0	0 1 1	1	2	0	2	0	0	08:41
55	Trey Jemison	0-1	0-0	0-0	0 1 2	0	0	0	1	0	1	05:35
12	Alex Hemenway	1-4	1-2	0-0	0 0 0	1	3	0	1	0	0	14:45
21	Khavon Moore	0-1	0-0	0-0	0 0 0	0	0	1	1	0	1	09:40
Team					0 0 0							
Totals		22-64	7-29	9-15	8 28 36	16	60	9	8	2	4	200:00

FG % 1st: 15-34 44.1% 2nd: 7-30 23.3% Game: 22-64 34.4%
3PT % 1st: 6-15 40.0% 2nd: 1-14 7.1% Game: 7-29 24.1%
FT % 1st: 1-1 100.0% 2nd: 8-14 57.1% Game: 9-15 60.0%

Officials: Bill Covington, Bert Smith, Lee Cassell
Technical fouls: Virginia Tech - P.Horne, Clemson - NONE
Attendance: 7500

Score by periods	1st	2nd	Total
Virginia Tech	34	33	67
Clemson	37	23	60

Last FG - VT 2nd 0:14, CLE 2nd - 0:24.
Largest lead - VT by 7 2nd - 0:14, CLE by 8 1st - 15:34
VT led for 11:09, CLE led for 22:45, Game was tied for 06:06

Score tied - 9 times.
Lead changed - 7 times.

GAME STATS

Official Basketball Box Score - Final
Presbyterian vs Clemson
11/07/19 Littlejohn Coliseum, Clemson

Game Time: 7:00 PM
Game Duration: 1:55

Presbyterian - 45 • 0-1

##	Player	Total FG/FGA	3-Ptr FG/FGA	FT-FTA	Rebounds Off Def Tot	PF	TP	A	TO	Blk	Stl	Min
4	Ben Drake	F 4-8	0-2	0-1	3 4 7	2	8	0	0	0	0	26:40
12	Cory Hightower	F 1-10	0-2	0-0	2 2 4	2	2	3	7	1	1	31:36
0	Chris Martin	G 4-8	0-2	3-6	0 4 4	2	11	4	5	0	3	30:06
22	Michael Isler	G 1-4	0-0	0-0	2 2 4	1	2	0	4	0	1	31:34
25	J.C. Younger	G 3-7	2-5	0-0	0 4 4	0	8	0	1	0	1	26:12
2	Kody Shubert	0-1	0-0	0-0	0 1 1	0	0	1	1	0	0	08:14
3	CJ Melton	2-3	0-0	0-0	0 2 2	1	4	0	1	0	0	08:26
23	Jordan Gibson	0-1	0-0	0-0	0 1 1	0	0	0	0	0	0	09:24
5	Zeb Graham	0-1	0-0	0-0	0 0 0	0	0	0	1	0	0	05:10
10	Sean Jenkins	2-5	2-4	0-0	0 1 1	1	6	0	0	0	0	10:18
11	Arnel Tete	0-0	0-0	0-0	0 0 0	0	0	0	0	1	0	02:15
13	Owen McCormack	1-3	1-2	1-2	1 1 2	0	4	1	0	1	1	08:03
21	Luka Jakovic	0-0	0-0	0-0	0 1 1	1	0	0	0	0	0	02:02
Team					1 3 4							
Totals		18-51	5-18	4-9	9 26 35	10	45	10	21	2	8	200:00

FG % 1st: 9-25 36.0% 2nd: 9-26 34.6% Game: 18-51 35.3%
3PT % 1st: 2-8 25.0% 2nd: 3-10 30.0% Game: 5-18 27.8%
FT % 1st: 1-3 33.3% 2nd: 3-6 50.0% Game: 4-9 44.4%

Clemson - 79 • 1-1

##	Player	Total FG/FGA	3-Ptr FG/FGA	FT-FTA	Rebounds Off Def Tot	PF	TP	A	TO	Blk	Stl	Min
25	Aamir Simms	F 0-4	0-1	0-0	0 8 8	1	0	0	2	1	0	15:54
2	Al-Amir Dawes	G 2-6	0-4	0-0	1 1 2	1	4	1	3	0	2	21:39
3	Chase Hunter	G 5-7	3-5	0-0	1 1 2	1	13	4	1	0	1	23:53
13	Tevin Mack	G 6-9	2-3	0-0	0 2 2	2	14	1	0	0	0	20:34
15	John Newman III	G 6-9	3-5	1-1	2 3 5	0	16	3	0	0	1	20:27
55	Trey Jemison	2-4	0-0	0-0	2 2 4	5	4	1	2	0	0	13:42
10	Curran Scott	4-11	3-7	2-2	0 5 5	2	13	3	0	0	0	28:29
21	Khavon Moore	1-5	0-1	0-0	3 3 6	3	2	1	0	1	2	19:25
5	Hunter Tyson	2-6	1-5	0-0	0 3 3	0	5	0	1	0	0	13:56
12	Alex Hemenway	2-2	2-2	0-0	0 0 0	0	6	0	0	0	0	09:31
32	Paul Grinde	0-2	0-0	0-0	0 0 0	1	0	2	1	0	0	04:02
11	Parker Fox	1-2	0-1	0-1	0 0 0	0	2	0	1	0	0	04:32
20	O'Neil McBride	0-0	0-0	0-0	1 0 1	0	0	0	0	0	0	03:56
Team					1 0 1							
Totals		31-67	14-34	3-4	11 28 39	16	79	14	12	2	6	200:00

FG % 1st: 17-35 48.6% 2nd: 14-32 43.8% Game: 31-67 46.3%
3PT % 1st: 6-17 35.3% 2nd: 6-17 35.3% Game: 14-34 41.2%
FT % 1st: 1-1 100.0% 2nd: 2-3 66.7% Game: 3-4 75.0%

Officials: Doug Shows, Justin Porterfield, Tom Morrissey
Technical fouls: Presbyterian - NONE, Clemson - NONE
Attendance: 5715

Score by periods	1st	2nd	Total
Presbyterian	21	24	45
Clemson	43	36	79

Last FG - PRE 2nd 0:48, CLE 2nd - 0:31.
Largest lead - PRE by 0 1st - 20:00, CLE by 39 2nd - 5:19
PRE led for 0:00, CLE led for 39:35, Game was tied for 00:25

Score tied - 0 times.
Lead changed - 0 times.

GAME RECAPS

GAME 3

COLGATE 68
CLEMSON 81

NOV. 10, 2019
LITTLEJOHN COLISEUM • CLEMSON, S.C.

CLEMSON, S.C. – In a game of runs, the Clemson University men's basketball team used a late 19-6 run to pull away from Colgate at Littlejohn Coliseum on Sunday. Clemson won 81-68 in a non-conference matchup that featured four different Clemson players scoring in double figures.

The Tigers (2-1) were efficient on offense in the victory, shooting 51.6 percent from the floor and making the most of Colgate's 18 turnovers. The Tigers amassed 30 points off turnovers and racked up 46 points in the paint. Clemson also out-rebounded Colgate by a margin of nine boards.

Tevin Mack was the leading scorer on the afternoon with 17 points on 7-of-11 shooting. Mack was a force to be reckoned with on the glass too, corralling a game-high nine rebounds. Freshman Al-Amir Dawes scored 16 points to go along with his four assists, and Aamir Simms tallied 12 points and eight rebounds. In addition, John Newman III scored nine points and accrued a career-best seven rebounds, and freshman Chase Hunter finished with 10 points. Colgate's leading scorer was Tucker Richardson, who registered 16 points.

Clemson's first three baskets of the game were three consecutive 3-pointers from Mack. The Tigers used a 9-0 run to take a 28-19 lead at the 5:47 mark of the first half, a half that contained several runs. Colgate put together a 7-0 run to cut its deficit to two points before Clemson closed out the first half on an 8-2 run.

The Raiders (1-1) were able to battle back after trailing 38-30 at the intermission and took the lead during the course of the second half. Clemson remained composed, though, and relied on fast-break buckets and post play to retake the lead and pull away from Colgate. A corner 3-ball from Dawes effectively iced the game, putting the Tigers ahead 74-66 with 1:53 remaining.

GAME 4

DETROIT MERCY 65
CLEMSON 87

NOV. 17, 2019
LITTLEJOHN COLISEUM • CLEMSON, S.C.

CLEMSON, S.C. – Sparked by a career performance from Hunter Tyson, the Clemson University men's basketball team recorded a commanding victory at Littlejohn Coliseum on Sunday. The Tigers defeated the Detroit Mercy Titans 87-65 for their third-straight victory.

Tyson's 20 points were the most by a Clemson non-starter since last season when Marquise Reed also scored 20 points off the bench at South Carolina (Dec. 22, 2018) in a 78-68 victory.

Clemson (3-1) led for the majority of the contest, using a balanced scoring attack to keep the Titans (0-2) at bay. The Tigers shot 44.1 percent from the floor, going 11-of-33 from 3-point territory. In addition, Clemson tabbed 34 points in the paint and amassed 32 points off the 18 turnovers committed by the Titans.

With a career-best 20 points, Tyson also knocked down a career-high five 3-pointers to go along with his five rebounds. Down low, Aamir Simms shot 7-for-10 from the field and compiled 19 points and eight boards. Also of note, Tevin Mack contributed 18 points and four rebounds. Antoine Davis, the son of Detroit Mercy Head Coach Mike Davis, was the Titans' leading scorer with 26 points.

A pair of 8-0 runs helped the Tigers garner breathing room against the Titans. In the first half, a thunderous dunk out of the fast break by Simms highlighted an 8-0 run that put Clemson ahead 16-9 at the 10:06 mark. Clemson went on to lead 38-29 at halftime, with 15 of their first-half points resulting from Detroit Mercy turnovers.

The Tigers outscored the Titans 49-36 in the second half, with Simms scoring 11 points and continuing to thrive in the fast break over the course of the final 20 minutes. A quick 8-0 run that was put together in under two minutes of action culminated in Clemson taking a 66-52 lead with just over eight minutes to play, and the Tigers never looked back.

You'd have to go all the way back to the season opener last season for the last time the Tigers garnered 20 assists in a game. Clemson posted 20 assists on 31 made baskets in the triumph.

GAME STATS

Official Basketball Box Score - Final
Colgate vs Clemson
11/10/19 Littlejohn Coliseum, Clemson

Game Time: 3:00 PM
Game Duration: 1:55

Colgate - 68 • 1-1

##	Player	Total FG-FGA	3-Ptr FG-FGA	FT-FTA	Rebounds Off Def Tot	PF	TP	A	TO	Blk	Stl	Min
10	Will Rayman	F 6-7	3-4	0-0	0 5 5	4	15	0	1	1	1	34:19
25	Rapoulos Ivanauskas	F 6-13	1-5	1-1	2 3 5	5	14	3	3	1	0	37:15
0	Nelly Cummings	G 3-8	0-3	0-0	0 0 0	3	6	6	2	0	0	32:53
1	Jordan Burns	G 4-14	3-10	4-4	1 5 6	1	15	4	7	0	1	35:23
15	Tucker Richardson	G 6-9	4-7	0-0	1 2 3	1	16	0	3	0	0	33:48
13	Jack Ferguson	1-5	0-3	0-0	0 5 5	1	2	1	1	0	0	16:05
5	David Maynard	0-1	0-1	0-0	0 0 0	1	0	0	0	0	0	08:23
14	Keegan Records	0-0	0-0	0-0	0 0 0	0	0	0	1	0	0	01:54
Team					1 2 3			0				
Totals		26-57	11-33	5-5	5 22 27	16	68	14	18	2	2	200:00

FG % 1st: 13-29 44.8% 2nd: 13-28 46.4% Game: 26-57 45.6%
3PT % 1st: 4-13 30.8% 2nd: 7-20 35.0% Game: 11-33 33.3%
FT % 1st: 0-0 0.0% 2nd: 5-5 100.0% Game: 5-5 100.0%

DeadBall
Rebounds
0, 0

Clemson - 81 • 2-1

##	Player	Total FG-FGA	3-Ptr FG-FGA	FT-FTA	Rebounds Off Def Tot	PF	TP	A	TO	Blk	Stl	Min
25	Aamir Simms	F 5-11	0-1	2-4	4 4 8	3	12	0	1	1	1	38:06
2	Al-Amir Dawes	G 6-12	2-6	2-2	0 2 2	0	16	4	1	0	0	34:04
3	Chase Hunter	G 4-6	0-1	2-2	0 2 2	1	10	1	1	0	0	25:13
13	Tevin Mack	G 7-11	3-7	0-0	1 8 9	2	17	1	3	0	5	25:54
15	John Newman III	G 4-12	0-3	1-2	1 6 7	0	9	3	2	0	3	38:29
21	Khavon Moore	1-2	0-0	0-0	1 0 1	1	2	0	2	0	1	07:28
10	Curran Scott	2-4	0-1	4-6	0 0 0	1	8	2	0	0	1	20:43
55	Trey Jemison	0-0	0-0	0-0	0 0 0	1	0	0	1	0	0	01:54
5	Hunter Tyson	2-2	1-1	2-2	1 2 3	0	7	0	0	0	2	08:09
Team					1 2 3			0				
Totals		31-60	6-20	13-18	10 26 36	9	81	11	12	1	13	200:00

FG % 1st: 16-31 51.6% 2nd: 15-29 51.7% Game: 31-60 51.7%
3PT % 1st: 4-11 36.4% 2nd: 2-9 22.2% Game: 6-20 30.0%
FT % 1st: 2-2 100.0% 2nd: 11-16 68.8% Game: 13-18 72.2%

DeadBall
Rebounds
2, 0

Officials: Jamin Luskie, Mark Schum, Tim Clougherty
Technical fouls: Colgate - NONE; Clemson - NONE
Attendance: 5673

Score by periods	1st	2nd	Total
Colgate	30	38	68
Clemson	38	43	81

Last FG - COL 2nd-0:28, CLE 2nd-0:21.
Largest lead - COL by 4 1st - 18:54, CLE by 13 2nd - 0:51
COL led for 4:37, CLE led for 28:17. Game was tied for 0:09.

Score tied - 10 times.
Lead changed - 7 times.

GAME STATS

Official Basketball Box Score - Final
Detroit Mercy vs Clemson
11/17/19 Littlejohn Coliseum, Clemson

Game Time: 3:00 PM
Game Duration: 2:05

Detroit Mercy - 65 • 0-2

##	Player	Total FG-FGA	3-Ptr FG-FGA	FT-FTA	Rebounds Off Def Tot	PF	TP	A	TO	Blk	Stl	Min
13	Alonde LeGrand	F 1-1	0-0	0-0	1 2 3	2	2	0	0	0	2	17:22
21	Chris Brandon	F 4-8	0-0	4-4	6 2 8	2	12	1	1	0	1	30:51
41	Willy Isajani	F 0-2	0-2	1-2	1 1 2	0	1	0	1	0	1	13:40
0	Antoine Davis	G 6-20	3-12	11-12	1 2 3	3	26	6	10	0	4	38:00
1	Marquis Moore	G 2-4	2-3	0-0	0 3 3	2	6	0	2	0	0	33:14
2	Justin Miller	4-14	1-3	4-4	5 8 13	4	13	1	3	0	0	21:52
12	Brad Calipari	0-3	0-1	0-0	0 1 1	0	0	0	0	0	0	13:39
10	Boe Ngudjijal	0-1	0-0	0-0	1 1 2	1	0	0	0	0	0	18:29
4	Dwayne Rose Jr.	1-3	0-0	0-0	0 0 0	1	2	0	1	1	1	06:51
14	Sam Hofman	1-3	1-3	0-0	0 0 0	2	3	0	0	0	0	06:02
Team					1 2 3							
Totals		19-59	7-24	20-22	16 22 38	18	65	8	18	1	9	200:00

FG % 1st: 8-30 26.7% 2nd: 11-29 37.9% Game: 19-59 32.2%
3PT % 1st: 4-12 33.3% 2nd: 3-12 25.0% Game: 7-24 29.2%
FT % 1st: 9-10 90.0% 2nd: 11-12 91.7% Game: 20-22 90.9%

DeadBall
Rebounds
2, 0

Clemson - 87 • 3-1

##	Player	Total FG-FGA	3-Ptr FG-FGA	FT-FTA	Rebounds Off Def Tot	PF	TP	A	TO	Blk	Stl	Min
25	Aamir Simms	F 7-10	0-2	5-6	3 5 8	2	19	4	3	0	3	33:10
2	Al-Amir Dawes	G 2-5	2-4	1-2	0 0 0	4	7	6	2	0	2	31:33
3	Chase Hunter	G 1-8	1-5	2-2	0 2 2	2	5	4	4	0	2	30:17
13	Tevin Mack	G 7-13	2-5	2-3	2 2 4	1	18	2	1	0	1	30:20
15	John Newman III	G 2-7	1-5	2-3	1 0 1	4	7	1	1	1	0	23:12
21	Khavon Moore	3-4	0-0	1-2	3 4 7	2	7	1	1	0	1	13:25
55	Trey Jemison	1-1	0-0	0-1	1 2 3	3	2	0	0	0	0	05:05
5	Hunter Tyson	7-13	5-10	1-2	2 3 5	2	20	0	0	1	1	20:19
10	Curran Scott	1-4	0-2	0-0	1 3 4	1	2	2	1	0	0	12:39
Team					2 3 5							
Totals		31-65	11-33	14-21	15 24 39	21	87	20	14	2	10	200:00

FG % 1st: 15-34 44.1% 2nd: 16-31 51.6% Game: 31-65 47.7%
3PT % 1st: 7-19 36.8% 2nd: 4-14 28.6% Game: 11-33 33.3%
FT % 1st: 1-2 50.0% 2nd: 13-19 68.4% Game: 14-21 66.7%

DeadBall
Rebounds
4, 0

Officials: Bill Covington, Al Desai, Tom Morrissey
Technical fouls: Detroit Mercy - A.Davis, Coach; J.Miller, Clemson - NONE
Attendance: 5884

Score by periods	1st	2nd	Total
Detroit Mercy	29	36	65
Clemson	38	49	87

Points	In	Off	2nd	Fast
UDM	20	18	14	7
CLE	34	32	18	12

Last FG - UDM 2nd-0:09, CLE 2nd-0:34.
Largest lead - UDM by 1 1st - 13:50, CLE by 23 2nd - 0:34
UDM led for 0:54, CLE led for 38:49. Game was tied for 0:17

Score tied - 0 times.
Lead changed - 2 times.

GAME RECAPS

GAME 5

ALABAMA A&M 51
CLEMSON 87

NOV. 21, 2019
LITTLEJOHN COLISEUM • CLEMSON, S.C.

CLEMSON, S.C. – Controlling the action from start to finish, the Clemson University men's basketball team picked up a commanding victory over the Alabama A&M Bulldogs on Thursday. The Tigers won 87-51 at Littlejohn Coliseum to round out their 5-game homestand to kick off the season.

The Tigers (4-1) were highly efficient from the field, compiling a field-goal percentage of 53.1 percent. Bench production was key for the Tigers, as 40 of Clemson's points came from players inserted into the game off the bench. The Bulldogs (0-5) committed 18 turnovers, and Clemson took advantage by racking up 31 points off turnovers. The Tigers also made a mark beyond the arc, knocking down 12 3-point shots.

Al-Amir Dawes served as Clemson's floor general on the night, with the freshman leading all scorers with 19 points to go along with his five rebounds. Tevin Mack recorded 16 points for the Tigers, going 3-for-6 on 3-pointers. Trey Jemison chipped in 10 points and five boards, both career-high marks, and Hunter Tyson tabbed 10 points and nine rebounds. Brandon Miller led the Bulldogs with 17 points on 6-of-11 shooting.

In the early goings, the Tigers took an 8-0 lead before the Bulldogs got on the board. A 23-0 run was what provided Clemson with plenty of breathing room, though, resulting in the Tigers going up 34-7 at the 7:24 mark. John Newman III highlighted Clemson's dominant first half by posterizing his defender on a two-handed slam dunk.

Leading 54-19 at halftime, the Tigers did not let up in the second half, racing to a 36-point victory. Walk-on Wells Hoag made his Clemson debut in the second half. Hoag excited the Littlejohn crowd by connecting on a 3-ball after chasing down a loose ball. Ten different Tigers etched their names into the scoring column in the 87-51 triumph, with Hoag contributing five points.

GAME STATS

Official Basketball Box Score - Final
Alabama A&M vs Clemson
11/21/19 Littlejohn Coliseum, Clemson

Game Time: 7:00 PM
Game Duration: 1:49

Alabama A&M - 51 • 0-5

##	Player		Total FG/FGA	3-Ptr FG/FGA	FT-FTA	Rebounds		PF	TP	A	TO	Blk	Stl	Min
						Off	Def							
0	TJ Parham	F	3-10	1-4	0-0	2	3	5	4	7	1	2	0	21:42
20	EJ Williams	C	1-4	0-0	0-0	0	0	0	1	2	0	0	0	13:20
3	Cameron Tucker	G	2-3	2-3	0-0	0	1	1	1	6	1	8	0	22:52
10	Garrett Hicks	G	2-6	1-3	2-4	1	3	4	1	8	4	1	0	33:04
13	Cameron Alford	G	4-12	0-4	0-0	0	6	6	1	8	0	2	1	25:05
2	Brandon Miller		6-11	5-10	0-0	0	3	3	2	17	1	1	0	28:51
5	Jalen Johnson		1-5	0-0	1-2	2	1	3	1	3	0	2	0	13:05
24	Evan Wiley		0-1	0-0	0-0	0	1	1	0	0	0	0	0	07:38
30	Brandon Houston		0-2	0-0	0-0	0	1	1	0	0	0	0	0	13:16
12	Brandon Powell		0-1	0-1	0-0	0	0	0	0	0	0	0	0	08:47
35	Tremere Brown		0-1	0-0	0-0	0	2	2	2	0	0	2	0	06:38
1	Mason Ellison		0-0	0-0	0-0	0	4	4	1	0	0	0	0	05:42
Team						1	1	2						
Totals			19-56	10-25	3-6	6	26	32	14	51	8	18	0	200:00
FG %		1st: 7-25 28.0%	2nd: 12-31 38.7%	Game: 19-56 33.9%		Deadball Rebounds 2.0								
3PT %		1st: 4-14 28.6%	2nd: 6-11 54.5%	Game: 10-25 40.0%										
FT %		1st: 1-2 50.0%	2nd: 2-4 50.0%	Game: 3-6 50.0%										

Clemson - 87 • 4-1

##	Player		Total FGA	3-Ptr FGA	FT-FTA	Reb Off	Reb Def	PF	TP	A	TO	Blk	Stl	Min	
25	Aamir Simms	F	2-7	0-1	0-0	0	4	4	1	4	0	0	1	18:27	
2	Al-Amir Dawes	G	7-11	3-6	2-4	0	5	5	0	19	2	2	0	27:12	
10	Curran Scott	G	1-4	1-4	2-4	0	1	1	0	5	3	1	0	21:44	
13	Tevin Mack	G	6-9	3-6	1-1	1	2	1	0	16	2	1	1	21:41	
15	John Newman III	G	4-7	1-3	0-0	0	3	3	0	9	4	1	0	29:10	
21	Khavon Moore		1-6	1-2	0-0	1	5	6	2	3	3	2	0	19:20	
5	Hunter Tyson		4-8	2-5	0-2	1	8	9	0	10	1	0	1	25:52	
55	Trey Jemison		5-6	0-0	0-0	2	3	5	1	10	0	2	4	16:03	
31	Wells Hoag		2-3	1-2	0-0	1	0	1	0	5	0	0	0	07:30	
32	Paul Grinde		2-3	0-0	2-2	1	0	1	0	6	0	0	0	05:30	
11	Parker Fox		0-0	0-0	0-0	0	0	0	0	0	0	0	0	04:04	
20	O'Neil McBride		0-0	0-0	0-2	0	1	1	0	0	0	0	0	03:27	
Team						1	1	2							
Totals			34-64	12-29	7-15	8	32	40	5	87	19	9	7	11	200:00
FG %		1st: 21-34	61.8%	2nd: 13-30	43.3%	Game: 34-64		53.1%	Deadball						
3PT %		1st: 10-17	58.8%	2nd: 2-12	16.7%	Game: 12-29		41.4%	Rebounds						
FT %		1st: 2-4	50.0%	2nd: 5-11	45.5%	Game: 7-15		46.7%							

Officials: Roger Ayers, Jeb Harshness, Chance Moore
Technical fouls: Alabama A&M - NONE Clemson - NONE
Attendance: 9516

Score by periods	1st	2nd	Total
Alabama A&M	19	32	51
Clemson	54	33	87

Last FG - AAM 2nd-3:10 CLE 2nd - 0:59
Largest lead - AAM by 11 1st-20:00 CLE by 37 2nd - 18:37
AAM led for 0:00 CLE led for 38:03 Game was tied for 01:57

GAME 6

CLEMSON 62
TCU 60

NOV. 24, 2019
T-MOBILE ARENA • LAS VEGAS, NEV.

LAS VEGAS – Putting on a show in the “Entertainment Capital of the World,” the Clemson University men's basketball team stepped up under pressure and pulled off a gritty victory in the 2019 MGM Resorts Main Event. Clemson defeated TCU 62-60 in their opening contest of the tournament on Sunday. After putting together a 15-0 run to close out the second half, Clemson prevailed in overtime and advanced to Tuesday's championship game.

The Tigers (5-1) knocked down 10 3-pointers, including several pivotal treys, in their first action away from Littlejohn Coliseum this season. Marking the largest comeback for the Tigers since 2011, the come-from-behind triumph saw the Horned Frogs (4-1), who made nine 3-balls, squander several leads. In fact, 10 lead changes took place in the back-and-forth affair, and the 21 turnovers forced by Clemson proved to be pivotal.

Tevin Mack led the charge for the Tigers with 22 points and nine rebounds. Mack went 5-of-10 from deep, with three of his 3-point shots coming in the first half. While Mack incited the Tigers with 13 first-half points, Aamir Simms sparked the comeback in the second half. Simms manufactured a double-double with 13 points and 12 boards, and all 13 of his points were tallied after halftime. Manning TCU's efforts, Desmond Bane recorded 17 points and 10 rebounds for a double-double of his own.

Opening the game with a 3-pointer, Mack provided the Tigers with an early advantage. Clemson used a 7-0 run to take a 15-10 lead at the 6:39 mark of the first half, and the Horned Frogs answered with an 8-0 run. TCU sported a 25-23 lead at the intermission and did not take long to garner breathing room in the early goings of the second half. Following a dunk by Newman off a turnover out of the half, TCU produced a quick 7-0 run and eventually went up by as many as 15 points.

The Tigers remained poised, however, and outscored the Horned Frogs 15-0 over the course of the final 7:19 of the second half. A steal by Curran Scott helped facilitate a game-tying basket by Mack in the final minute, thus forcing overtime. In the bonus period, the Tigers came back from a 4-point deficit, with a 3-pointer by Al-Amir Dawes giving Clemson a lead that it did not relinquish. Dawes' shot was netted with 1:33 remaining, and it put the Tigers ahead 61-60. The Horned Frogs missed a couple of shots near the basket on their final possession, and Mack then iced the game with a free throw.

GAME STATS

Official Basketball Box Score - Final
TCU at Clemson
11/25/19 T-Mobile Arena, Las Vegas
2019-20 Men's Basketball

Game Time: 3:30 AM
Game Duration: 2:13

Officials: Roger Ayers, AJ Desai, Chance Moore

TCU - 60

NO.	Name	Min	FG	3P	FT	Rebounds	Fouls	TP	Shooting By Period				+/-		
									1st	2nd	3rd	4th			
21	Kevin Samuel	C 34:49	5-6	0-0	1-4	4 6 10	2 2	11	0	3	3	1	0	-18	
1	Desmond Bane	C 42:45	6-16	2-6	3-6	3 7 10	1 4	17	6	4	3	0	1	-2	
3	Francisco Farabello	18:03	1-3	0-1	0-0	0 0 0	0 0	2	1	0	1	1	0	-4	
5	Jaire Grayer	25:44	1-5	1-4	0-0	2 4 6	2 1	3	0	2	1	0	0	7	
22	RJ Nemphard	31:07	1-5	0-0	0-0	1 4 5	1 1	2	3	4	0	0	0	-12	
2	Edric Dennis	26:57	6-14	5-12	1-2	0 4 4	3 2	18	2	3	1	0	0	2	
4	PJ Fuller	16:12	2-5	1-2	1-1	0 3 3	3 3	6	0	2	2	1	1	10	
10	Dante Smith	19:12	0-4	0-3	1-2	0 1 1	2 1	1	0	0	1	0	0	-9	
23	Jasdon LeDee	10:11	0-0	0-0	0-0	0 1 1	1 1	0	0	2	1	0	0	16	
Team						0 0 0		0	1						
Totals		22:58	9-28	7-15	10	30	40	15	15	60	12	13	3	2	-2

Technical Fouls: NONE

Dead Ball Rebounds: 7, 1

Clemson - 62

NO.	Name	Min	FG	3P	FT	Rebounds		Fouls	TP	AS	TO	ST	Blocks	+/-	Shooting By Period			
						OR	DR								OT	BT		
21	Khavon Moore	F 14:26	0-1	0-0	0-0	0	1	1	0	0	1	0	0	0	-3	1st FG: 8-24 33.3%		
25	Aamir Simms	F 37:17	3-15	1-7	6-8	3	9	12	2	6	13	7	1	2	1	5	2nd FG: 5-12 41.7%	
2	Al-Amir Dawes	G 33:49	3-6	2-3	0-2	0	2	2	3	2	8	3	7	3	0	1	3rd FG: 2-2 100%	
13	Tevin Mack	G 42:47	8-15	5-10	1-2	1	8	9	2	2	22	1	0	1	0	0	OT FG: 8-25 32.0%	
15	John Newman III	G 36:35	3-6	1-2	2-2	0	2	2	1	0	1	0	1	0	0	10	3rd FG: 4-14 28.6%	
3	Chase Hunter	B 15:19	0-1	0-0	0-0	0	0	0	0	2	1	0	0	0	0	-9	OT FG: 3-4 75.0%	
10	Curran Scott	25:03	2-7	1-4	2-2	0	2	2	1	1	7	0	1	0	1	8	3rd FG: 1-2 50.0%	
55	Trey Jemison	07:40	0-0	1-2	0-0	0	0	0	0	0	1	0	1	0	0	-3	OT FG: 0-1 0%	
5	Hunter Tyson	12:01	0-2	0-2	2-2	0	1	1	1	2	1	0	1	0	0	-10	GM FG: 19-53 35.8%	
Team						0	0	0	0	0	0	0					3rd FG: 10-38 26.3%	
Totals			19-53	10-28	14-20	4	25	29	15	15	62	15	17	10	2	2		PTFL: 14-30 70.0%

Technical Fouls: NONE

Dead Ball Rebounds: 5, 2

	TCU	CLE	Points from	TCU	CLE	Period by Period Scoring				
Biggest lead	15 (2 nd 7:39)	6 (1 st 16:24)	Turnovers	18	17		1st	2nd	OT1	TOT
Best Scoring Run	8(1 st 4:27)	15(2 nd 0:25)	Paint	24	10					
Lead Changes	10		Second Chance	13	6	TCU	25	27	8	60
Times Tied	6		Fast Breaks	10	7					
Time with Lead	23:04	14:06	Bench	25	10	CLE	23	29	10	62

GAME RECAPS

GAME 7

No. 21/24 COLORADO 71
CLEMSON 67

NOV. 26, 2019
T-MOBILE ARENA • LAS VEGAS, NEV.

LAS VEGAS – Playing in the championship game of the 2019 MGM Resorts Main Event at T-Mobile Arena, the Clemson University men's basketball team came up short to the Colorado Buffaloes on Tuesday. Colorado outscored Clemson 38-31 in the second half, and Clemson ultimately fell 71-67.

Clemson (5-2) pulled off a second-half comeback in its semifinal matchup but was on the other end of a second-half turnaround in the championship. The Tigers led for over 34 minutes of the contest and were an efficient 40.8 percent from the floor. Clemson also knocked down eight 3-pointers and went 19-for-22 at the free-throw line. Colorado (5-0) excelled at the charity stripe, going 24-for-25 on free throws.

Leading the way for the Tigers was Aamir Simms, who matched his career high with 23 points and also corralled seven rebounds. John Newman III added 16 points and was a perfect 6-for-6 on free throws. In addition, Tevin Mack chipped in 11 points and hauled in nine boards. Tyler Bey paced the Buffaloes with 18 points and 10 rebounds.

Simms showed out in the first half, tallying 14 points and helping Clemson build a 10-point lead. Colorado was able to hang around, though, and trailed 36-33 at halftime. The Tigers led by as many as 12 points in the early goings of the second half, but the Buffaloes manufactured a 16-3 run that culminated in them going up 54-53 with 7:51 remaining. Clemson made several crucial defensive stops late in the action, but Colorado's stellar free-throw shooting enabled the Buffaloes to come out on top.

GAME 8

CLEMSON 60
MINNESOTA 78

DEC. 2, 2019
WILLIAMS ARENA • MINNEAPOLIS, MINN.

MINNEAPOLIS – As part of the ACC/Big Ten Challenge, the Clemson University men's basketball team took on the Minnesota Golden Gophers at Williams Arena on Monday. Four different Tigers scored in double figures, but, in the end, the Golden Gophers came away with a 78-60 win.

Clemson's bench showed out on the evening, tallying 28 total points. The Tigers (5-3) were 23-of-50 from the floor for a shooting percentage of 46.0 percent. However, Minnesota (4-4) shot 53.8 percent and knocked down eight 3-pointers. Clemson racked up 36 points in the paint, but the Golden Gophers' 16 points off turnovers proved to be crucial.

Down low for the Tigers, Aamir Simms recorded 11 points and six rebounds, with nine of those points and five of those boards coming in the first half. Hunter Tyson provided Clemson with a lift off the bench via his two treys. Tyson was Clemson's leading scorer with 12 points to go along with his five rebounds. Also of note, Khavon Moore and Curran Scott scored 10 points apiece for the Tigers, and Moore hauled in six rebounds, as well. Minnesota's Marcus Carr sparked the Golden Gophers with 24 points, nine assists and five boards.

Minnesota jumped out to an early lead, with the Golden Gophers leading by as many as 11 points in the first half. Simms incited the Tigers with stellar play in the paint, though, and Clemson fought back, trailing by six points at halftime. After boasting a 35-29 advantage at the intermission, the Golden Gophers kept the Tigers at bay over the course of the second half, sinking five 3-balls over the course of the final 20 minutes of action and winning 78-60.

GAME STATS



Official Basketball Box Score - Final
Colorado at Clemson
11/27/19 T-Mobile Arena, Las Vegas
2019-20 Men's Basketball

Game Time: 4:30 AM
Game Duration: 2:07

Officials: Ray Nall, Kelly Self, Larry Spaulding

Colorado - 71												
Record: 5-0												
NO.	Name	Min	FG	3P	FT	Rebounds	Fouls	TP	AS	ST	Blocks	+/
			M-A	M-A	M-A	OR DR TOT	PF				BS BA	
21	Evan Battey	F 17:18	4-5	0-1	3-3	2 1 3 5 4	11	1	0	1	0 0 8	
1	Tyler Bey	G 34:11	4-8	1-1	9-10	1 9 10 3 7	18	3	2	1	4 2 9	
2	Daylen Kountz	G 16:19	1-2	0-1	4-4	0 1 1 1 2	6	1	0	1	0 0 1	
5	D'Shawn Schwartz	G 30:16	3-9	2-5	4-4	1 4 5 2 3	12	2	1	1	0 0 0	
25	McKinley Wright	G 37:26	3-13	0-2	4-4	1 5 6 0 4	10	5	3	2	0 1 7	
00	Shane Gating	21:59	2-5	1-4	0-0	0 1 1 1 1	5	1	2	0	0 0 1	
23	Lucas Siewert	19:53	1-4	1-4	0-0	1 1 2 3 0	3	0	1	0	0 0 -4	
3	Maddox Daniels	18:03	2-5	2-4	0-0	0 0 0 1 0	6	0	1	0	0 0 -1	
5	Dallas Walton	01:23	0-0	0-0	0-0	0 0 0 0 0	0	0	0	0	0 0 -3	
24	Eli Parquet	02:34	0-0	0-0	0-0	0 0 0 0 0	0	1	1	0	0 0 -3	
10	Alexander Strating	00:38	0-0	0-0	0-0	0 0 0 0 0	0	0	0	0	0 0 -2	
Team			2 2 4		0 0		0 1		14 12 6		4 3 4	
Totals			20-51 7-22 24-25		8 24 32		16 21 71		14 12 6		4 3 4	

Technical Fouls: NONE

Clemson - 67												
Record: 5-2												
NO.	Name	Min	FG	3P	FT	Rebounds	Fouls	TP	AS	ST	Blocks	+/
			M-A	M-A	M-A	OR DR TOT	PF				BS BA	
21	Khavon Moore	F 15:05	1-2	1-1	0-0	0 1 1 3 0	3	1	2	2	0 0 1	
25	Aamir Simms	F 35:37	7-14	2-5	7-9	3 4 7 3 8	23	4	0	1	2 1 5	
2	Al-Amir Dawes	G 37:26	2-4	1-2	1-1	1 1 2 1 2	6	4	0	0	0 0 -8	
13	Tevin Mack	G 37:56	3-11	1-5	4-4	0 9 9 2 2	11	1	1	2	1 1 -4	
15	John Newman III	G 31:37	4-8	2-3	6-6	0 1 1 5 3	16	3	2	1	0 0 -3	
10	Curran Scott	27:13	3-5	1-1	0-0	0 1 1 3 0	7	1	1	0	0 0 0	
5	Hunter Tyson	10:43	0-5	0-4	1-2	2 1 3 0 1	1	0	0	1	0 2 -3	
55	Trey Jemison	04:23	0-0	0-0	0-0	0 0 0 4 0	0	0	3	0	0 0 -9	
Team			0 0 0		0 0		0 0		16 13 7		3 4 -4	
Totals			20-49 9-21 19-22		6 18 24		21 16 67		16 13 7		3 4 -4	

Technical Fouls: NONE

		COL	CLE
Biggest lead	6 (2 nd 2:36)	12 (2 nd 14:38)	
Best Scoring Run	9 (2 nd 11:34)	9 (2 nd 14:38)	
Lead Changes	3	3	
Times Tied	2	2	
Time with Lead	03:43	34:12	
		Points from Turnovers	13 18
		Paint	26 16
		Second Chance	13 3
		Fast Breaks	12 5
		Bench	14 8
		Period by Period Scoring	
		1st 2nd TOT	
		COL 33 38 71	
		CLE 36 31 67	

GAME STATS



Official Basketball Box Score - Final
Clemson at Minnesota
12/02/19 Williams Arena, Minneapolis
2019-20 Men's Basketball

Game Time: 2:00 AM
Game Duration: 1:55
Attendance: 10,148

Officials: Terry Ogbesby, Paul Seale, Courtney Green

Clemson - 60												
Record: 5-3												
NO.	Name	Min	FG	3P	FT	Rebounds	Fouls	TP	AS	ST	Blocks	+/
			M-A	M-A	M-A	OR DR TOT	PF				BS BA	
21	Khavon Moore	F 23:37	5-9	0-0	0-0	2 4 6 1 1	10	1	0	0	0 1 -15	
25	Aamir Simms	F 26:25	4-10	0-1	3-4	0 6 6 2 6	11	1	1	0	0 3 -17	
2	Al-Amir Dawes	G 28:15	1-5	0-3	2-2	0 0 0 3 2	4	1	1	0	0 0 -20	
13	Tevin Mack	G 24:26	1-4	0-1	0-3	0 3 3 2 2	0	2	0	0	0 0 -15	
15	John Newman III	G 30:32	2-6	0-1	1-2	1 2 3 3 3	5	0	3	0	0 0 -19	
10	Curran Scott	24:57	4-5	0-0	2-2	0 0 0 0 0	3	10	2	1	1 0 0 -12	
55	Trey Jemison	10:55	1-2	0-0	0-0	0 0 0 0 0	1	0	2	0	0 1 -3	
5	Hunter Tyson	23:13	3-6	2-5	4-4	0 5 5 1 2	12	2	1	0	0 0 3	
32	Paul Grindle	02:40	1-1	0-0	0-0	0 0 0 0 0	0	2	0	0	0 0 2	
11	Parker Fox	01:40	0-0	0-0	0-0	0 0 0 0 0	0	0	0	0	0 0 2	
20	O'Neil McBride	01:40	1-1	0-0	0-0	1 0 1 0 0	0	2	1	1	0 0 2	
31	Wells Hoag	01:40	0-1	0-0	0-0	1 0 1 0 0	0	0	0	0	0 0 2	
Team			1 0 1		0 0		0 0		8 10 1		1 5 -18	
Totals			23-50 2-11 12-17		6 20 26		13 19 60		8 10 1		1 5 -18	

Technical Fouls: NONE

Minnesota - 78												
Record: 4-4												
NO.	Name	Min	FG	3P	FT	Rebounds	Fouls	TP	AS	ST	Blocks	+/
			M-A	M-A	M-A	OR DR TOT	PF				BS BA	
30	Ahlan Demir	F 35:05	1-3	0-0	1-2	0 6 6 0 1	3	1	0	0	0 0 17	
25	Daniel Oturu	G 24:23	9-11	0-0	3-5	1 3 4 4 3	21	0	2	0	4 0 24	
0	Payton Willis	G 24:52	2-6	2-6	0-0	0 1 1 1 0	6	4	1	1	0 0 18	
5	Marcus Carr	G 36:16	8-16	2-7	6-7	0 5 5 3 4	24	9	2	0	0 1 22	
22	Gabe Kalscheur	G 25:16	4-7	3-5	4-5	0 3 3 4 2	15	2	1	1	0 0 24	
21	Jarvis Omesa	11:43	1-2	0-0	0-0	1 0 1 4 1	2	0	0	0	1 0 0	
42	Michael Hurt	15:41	2-3	1-2	0-0	0 2 2 1 2	5	0	0	0	0 0 2	
3	Bryan Greenlee	07:19	1-1	0-0	0-0	0 0 0 0 0	0	2	0	0	1 0 -5	
1	Tre Williams	06:56	0-2	0-1	0-0	1 1 1 1 0	1	0	1	2	0 0 -5	
32	Sam Freeman	06:09	0-0	0-0	0-0	0 1 1 1 0	0	0	0	0	0 0 -3	
35	Isaiah Ihnen	02:40	0-0	0-0	0-0	0 0 0 0 0	0	0	0	0	0 0 -2	
10	Brady Rudrud	01:40	0-1	0-1	0-0	0 0 0 0 0	0	0	0	0	0 0 -2	
Team			4 2 6		0 0		0 0		17 8 3		5 1 18	
Totals			28-52 8-22 14-19		6 24 30		19 13 78		17 8 3		5 1 18	

Technical Fouls: NONE

		CLE	MIN
Biggest lead	0 (1 st 20:00)	22 (2 nd 4:28)	
Best Scoring Run	9 (1 st 2:54)	8 (1 st 16:41)	
Lead Changes	0	0	
Times Tied	1	0	
Time with Lead	00:00	38:28	
		Points from Turnovers	4 16
		Paint	36 40
		Second Chance	8 6
		Fast Breaks	10 17
		Bench	28 9
		Period by Period Scoring	
		1st 2nd TOT	
		CLE 29 31 60	
		MIN 35 43 78	

33	GAME 10	SE
2		CL
9		
TALLAHASSEE, FLA.		

CLEMSON	53
No. 17/19 FLORIDA STATE	72

GAME 10

SOUTH CAROLINA	67
CLEMSON	54

DEC. 15 2019
LITTLEJOHN COLISEUM • CLEMSON, S.C.

The Tigers took a 6-point lead into halftime after shooting 46 percent from the field in the first 20 minutes of action. Clemson went 6-of-13 on 3-point shots and led by as many as eight points in the opening half. Simms drained a 3-ball as time expired in the first half, placing the Tigers ahead 33-27 at the intermission. The Seminoles came alive in the second half, though, connecting on 11 3-pointers and winning 72-53 in the end.

Early on, Simms opened the scoring action with a 3-pointer. The big man tabbed 12 points in the first half. Clemson went on to manufacture a 7-0 run to take a 26-24 lead at the 2:42 mark of the first half. The two teams combined for 15 steals in the first half, and South Carolina, which shot 48 percent from the floor, held a 28-26 lead at halftime. In the second half, the Gamecocks used a 12-2 run to take a 9-point lead with 11:47 remaining, and they held off the Tigers the rest of the way, securing their 13-point victory.

Official Basketball Box Score - Final
South Carolina at Clemson
 12/15/19 Littlejohn Coliseum, Clemson
 2019-20 Men's Basketball

Game Time: 5:00 PM
 Game Duration: 2:16
 Attendance: 6,394

[illegible]

Technical Fouls: NONE													
Jemison - 54		Record: 5-5											
NO. NAME	Min.	FG	3P	FT	Rebounds	TO	PF	TP	AS	TO	Blocks	±	
5 Hunter Tyson	F 14:54	0-0	0-0	2-2	4	2	4	2	0	1	1	0	1st FG% 7.26 28.9%
25 Amir-Simms	F 24:42	5-7	3-8	8-11	4	4	8	5	9	21	4	0	1st FT% 5-15 33.3%
2 Al-Amir Dawes	G 26:22	4-17	3-14	-2	0	4	4	1	1	13	5	0	FT% 7-8 87.5%
13 Kevin Mack	G 26:13	1-8	-1-6	0-0	0	4	4	2	0	3	0	0	2nd FG% 7-24 29.2%
1 John Newman III	G 34:47	1-6	0-4	4-7	0	4	4	1	8	6	3	1	2nd FT% 4-17 23.5%
1 Jonathan Bashire	G 22:41	0-1	0-0	0-0	0	4	4	0	0	5	0	0	FT% 10-15 66.7%
10 Curran Scott	13:52	2-4	1-2	0-0	1	0	1	1	5	1	3	0	GM FG% 14-50 28.0%
3 Chase Hunter	19:06	1-5	1-2	2-2	0	0	0	1	1	5	0	0	FT% 9-32 28.1%
5 Trey Jemison	13:49	0-1	0-0	1-1	3	0	3	1	0	0	0	1	FT% 17-23 73.9%
21 Khavon Moore	03:31	0-1	0-0	0-0	0	0	0	0	0	0	1	0	Dead Ball Rebounds: 2-0
Team					0	0	0	0	0	1			
Totals	14-50	9-23	17-23	10	22	32	17	24	54	10	22	11	2
Technical Fouls: NONE													
SOC		CLE		Points from Turnovers	SOC	CLE	Period by Period Scoring						
Biggest lead	15 (2 nd 12:25)	3 (1 st 19:45)		15	12			1st	2nd	3rd	OT		
Best Scoring Run	9 (2 nd 15:00)	7 (1 st 2:42)		Paint	24	10		SOC	28	29	67		
Lead Changes	7			Second Chance	7	8							
Times Tied	4			Fast Breaks	6	0							
Time with Lead	32:41	03:43		Bench	16	11				28	54		

GAME RECAPS

GAME 11

JACKSONVILLE 39
CLEMSON 68

DEC. 20, 2019
LITTLEJOHN COLISEUM • CLEMSON, S.C.

CLEMSON, S.C. – A combination of impressive shooting from 3-point range and swarming defense enabled the Clemson University men's basketball team to collect a dominant win versus the Jacksonville Dolphins on Friday. Clemson knocked down eight 3-pointers in the game and outscored Jacksonville by 20 points in the second half, with the Tigers winning 68-39 at Littlejohn Coliseum.

Clemson (6-5) shot 43.9 percent from the field and limited Jacksonville (7-7) to a shooting percentage of 25.5. The Tigers also corralled 43 rebounds, 11 more boards than the Dolphins tallied, and scored 22 points in the paint. In addition, Clemson won its 24th consecutive game in which its opponent was held to 50 points or fewer.

Aamir Simms dominated on both ends of the floor for the Tigers, scoring a game-high 18 points and tallying five rebounds. Simms was a perfect 3-for-3 on 3-point shots, and Curran Scott sank a trio of 3-balls for the Tigers, too. Scott amassed a season-best 15 points and went 7-for-9 on free throws. Tevin Mack pulled down 11 rebounds to go along with his seven points for Clemson, and Clyde Trapp made his season debut for the Tigers, attaining four points and two assists. Kevin Norman led the Dolphins with 16 points.

Six of Clemson's eight treys came in the first half, with the Tigers shooting 45.2 percent from the field over the course of the first 20 minutes of action. Simms was 4-for-5 on field goal attempts in the first half, notching 10 points in total. The Tigers scored 12 points off Jacksonville turnovers in the first half, and Clemson boasted a 37-28 lead at the intermission.

The Tigers controlled the second half from start to finish, outscoring the Dolphins 31-11 following halftime. Clemson used a 9-0 run to build a 56-37 advantage at the 8:37 mark. That 9-point swing included a scoreless drought for Jacksonville that spanned nearly seven minutes of play. Manufacturing a 21-2 run over the course of the final 11:51, Clemson accrued a dominant 29-point victory.

The 11 second half points allowed are the fewest Clemson has allowed under head coach Brad Brownell in his tenure.

GAME 12

YALE 54
CLEMSON 45

DEC. 22, 2019
LITTLEJOHN COLISEUM • CLEMSON, S.C.

CLEMSON, S.C. – Taking part in its final non-conference game of the regular season, the Clemson University men's basketball team lost to the Yale Bulldogs on Sunday. Defense was a fixture of the matchup, which saw Yale come away with a 54-45 win at Littlejohn Coliseum.

The Tigers (6-6) forced 19 turnovers and scored a combined 22 points off those turnovers. Clemson also benefited from 23 points being scored by bench players. The Bulldogs (10-3) shot 42.6 percent from the field, though, and limited the Tigers to a shooting percentage of 31.9. Yale also won the rebounding margin 35-27 and scored 28 points in the paint.

Hunter Tyson provided the Tigers with a big lift off the bench by tallying 11 points and four steals. Tyson threw down a pair of emphatic dunks, both of which came out of the fast break. Aamir Simms added 10 points for the Tigers and pulled down seven rebounds, as well. Three different Bulldogs scored in double figures, including leading scorer Paul Atkinson, who recorded a game-high 20 points.

In the first half, Clemson scored 16 of its 19 points in the paint and was credited with forcing nine Yale turnovers. However, the Bulldogs shot 43.5 percent from the floor and sported a 24-19 advantage at halftime. The Tigers came out firing to start the second half, manufacturing a 6-0 run that provided them with the lead. Later in the half, a 10-0 Clemson run resulted in the Tigers going up 38-36 at the 8:55 mark. Yale was able to shake off a scoreless drought that lasted over 4 1/2 minutes after that, and the Bulldogs pulled away from the Tigers down the stretch.

GAME STATS



Official Basketball Box Score - Final
Jacksonville at Clemson
12/21/19 Littlejohn Coliseum, Clemson
2019-20 Men's Basketball

Game Time: 2:00 AM
Game Duration: 1:50
Attendance: 5,632

Officials: Lee Cassell, Mike Eades, Jamal Spearman

Jacksonville - 39												
Record: 7-7												
NO.	Name	Min	FG	3P	FT	Rebounds	Fouls	TP	AS	TO	ST	Blocks
			M-A	M-A	M-A	OR	DR	PF				BS
0	Kevin Norman	22:13	6-15	3-10	1-1	1	3	4	2	1	1	0
13	Byron Workman	30:09	1-5	0-0	0-0	1	5	6	2	2	2	0
5	Deanthony McCallum	31:52	3-7	2-5	2-2	0	2	2	0	1	1	0
10	Aamir Simms	28:02	0-8	0-5	0-0	0	4	1	0	0	4	2
23	Destin Barnes	28:53	2-5	2-4	0-0	0	1	1	2	0	6	0
14	Mo Arnold	20:33	0-4	0-3	0-0	1	2	3	1	0	0	0
22	Dante Wood	19:26	2-7	0-0	1-4	5	4	9	1	2	5	2
11	Trey Sides	08:16	0-0	0-0	0-0	0	1	1	2	0	0	0
21	Derrick Flowers	08:54	0-2	0-2	0-0	0	0	0	0	0	0	0
2	Corey Romich	01:40	0-2	0-2	0-0	0	0	0	0	0	0	0
Team			0			2	2	2	0	0	1	0
Totals			14-55	7-31	4-7	8	24	32	11	7	39	9

Shooting By Period		
1 st	FG%	9-27 33.3%
	3PT%	6-16 37.5%
	FT%	4-5 80%
2 nd	FG%	5-28 17.9%
	3PT%	1-15 6.7%
	FT%	0-2 0%
GM	FG%	14-55 25.5%
	3PT%	7-31 22.6%
	FT%	4-7 57.1%

Dead Ball Rebounds: 2.0

Dead Ball Rebounds: 2, 0

Technical Fouls: NONE

Clemson - 68												
Record: 6-5												
NO.	Name	Min	FG	3P	FT	Rebounds	Fouls	TP	AS	TO	ST	Blocks
			M-A	M-A	M-A	OR	DR	PF				BS
25	Aamir Simms	25:46	7-8	3-3	1-1	3	2	5	3	2	19	0
2	Al-Amir Dawes	28:03	1-8	1-6	0-0	0	4	4	1	0	3	4
10	Curran Scott	36:58	3-8	2-6	7-9	0	2	2	0	4	15	2
13	Tevin Mack	31:55	3-9	1-4	0-0	1	10	11	0	2	7	1
15	John Newman III	18:02	3-7	1-3	1-2	0	2	2	2	1	8	2
21	Khavon Moore	15:19	2-3	0-1	0-0	3	2	5	1	0	4	1
55	Trey Jemison	10:38	2-2	0-0	1-1	1	3	4	0	1	5	0
5	Hunter Tyson	14:30	1-5	0-3	0-0	1	7	8	0	0	2	1
0	Clyde Trapp	12:18	2-5	0-2	0-0	0	0	0	0	1	4	2
32	Paul Grindle	01:40	1-1	0-0	0-0	0	0	0	0	0	0	0
11	Parker Fox	01:37	0-0	0-0	0-0	0	1	1	0	0	0	0
20	O'Neil McBride	01:37	0-1	0-0	0-0	0	0	0	0	0	0	0
31	Wells Hoag	01:37	0-0	0-0	0-0	0	0	0	0	0	0	0
Team			0			1	1	0	0	0	0	0
Totals			25-57	8-28	10-13	9	34	43	7	11	58	13

Technical Fouls: NONE

JVL		CLE	
Biggest lead	0 (1st 20:00)	29 (2nd 0:16)	12 (2nd 0:16)
Best Scoring Run	5 (1st 3:37)	12 (2nd 0:16)	10 (2nd 0:16)
Lead Changes	0	0	0
Times Tied	0	0	0
Time with Lead	00:00	39:43	00:00

JVL		CLE	
Points from Turnovers	5	17	10
Points in Paint	10	22	10
Second Chance	5	5	5
Fast Breaks	2	0	0
Bench	5	17	37

JVL		CLE	
1st	2nd	1st	2nd
28	11	39	19
37	31	68	45

GAME STATS



Official Basketball Box Score - Final
Yale at Clemson
12/22/19 Littlejohn Coliseum, Clemson
2019-20 Men's Basketball

Game Time: 9:00 PM
Game Duration: 1:58
Attendance: 5,632

Officials: Ron Groover, Jamie Luckie, Jeffrey Anderson

Yale - 54												
Record: 10-3												
NO.	Name	Min	FG	3P	FT	Rebounds	Fouls	TP	AS	TO	ST	Blocks
			M-A	M-A	M-A	OR	DR	PF				BS
20	Paul Atkinson	37:08	8-10	1-1	3-5	1	3	4	1	5	20	4
23	Jordan Bruner	33:42	3-9	2-5	2-2	2	11	13	2	2	10	2
0	Jalen Gabbidon	22:25	3-6	0-1	0-0	1	2	3	4	1	6	1
2	Eric Monroe	35:32	1-3	0-2	1-2	0	6	6	2	3	1	4
5	Azar Swain	34:35	3-11	2-8	2-3	0	2	2	1	2	10	2
10	Mathew Cotton	19:00	0-3	0-2	0-0	1	1	2	0	1	0	0
14	Jameel Alausa	09:10	1-3	0-0	1-1	1	2	3	2	3	0	0
3	August Mahoney	05:45	0-1	0-1	0-0	0	0	0	3	0	0	0
35	Isaiah Kelly	02:16	0-0	0-0	0-0	0	0	0	1	0	0	0
1	Eze Dike	00:27	1-1	0-0	0-0	0	0	0	0	0	0	0
Team			1			1	2	0	0	0	0	0
Totals			20-47	5-20	9-13	7	28	35	16	16	54	10

Shooting By Period			
1 st	FG%	10-23	43.5%
	3PT%	3-10	30.0%
	FT%	1-3	33.3%
2 nd	FG%	10-24	41.7%
	3PT%	2-10	20.0%
	FT%	8-10	80%
GM	FG%	20-47	42.6%
	3PT%	5-20	25.0%
	FT%	9-13	69.2%

Dead Ball Rebounds: 2.0

Dead Ball Rebounds: 2, 0

Technical Fouls: NONE

Clemson - 45												
Record: 6-6												
NO.	Name	Min	FG	3P	FT	Rebounds	Fouls	TP	AS	TO	ST	Blocks
			M-A	M-A	M-A	OR	DR	PF				BS
25	Aamir Simms	34:48	4-14	1-5	1-2	2	5	7	2	6	10	0
2	Al-Amir Dawes	35:28	0-5	0-3	2-2	0	6	6	2	1	2	0
10	Curran Scott	18:09	0-3	0-2	0-0	0	0	0	0	4	0	0
13	Tevin Mack	16:27	0-3	0-2	0-0	1	1	2	1	1	0	1
15	John Newman III	35:19	3-8	0-2	1-2	0	2	2	1	2	7	1
5	Hunter Tyson	23:33	4-7	1-3	2-2	0	2	2	2	2	11	0
0	Clyde Trapp	20:50	2-3	1-2	2-4	0	0	1	1	2	7	1
21	Khavon Moore	10:15	2-3	1-1	3-4	1	1	2	0	2	8	0
55	Trey Jemison	05:22	0-1	0-0	0-0	1	0	1	0	1	3	0
Team			1			4	5	0	0	0	0	0
Totals			15-47	4-20	11-16	6	21	27	16	16	45	4

Shooting By Period		
1 st	FG%	9-27 33.3%
	3PT%	0-9 0.0%
	FT%	1-2 50%
2 nd	FG%	6-20 30.0%
	3PT%	4-11 36.4%
	FT%	10-14 71.4%
GM	FG%	15-47 31.9%
	3PT%	4-20 20.0%
	FT%	11-16 68.8%

Dead Ball Rebounds: 3, 1

Technical Fouls: NONE

YALE		CLE	
Biggest lead	12 (2nd 0:11)	5 (1st 0:21)	5 (1st 0:21)
Best Scoring Run	8 (1st 5:12)	10 (2nd 8:55)	10 (2nd 8:55)
Lead Changes	9	9	9
Times Tied	5	5	5
Time with Lead	24:56	10:24	00:00

YALE		CLE	
Points from Turnovers	8	22	10
Points in Paint	28	20	10
Second Chance	9	6	5
Fast Breaks	5	7	5
Bench	5	26	37

GAME RECAPS

GAME 13

MIAMI 73
CLEMSON 68

DEC. 31, 2019
LITTLEJOHN COLISEUM • CLEMSON, S.C.

CLEMSON, S.C. – Coming up short in an overtime duel, the Clemson University men's basketball team fell to the Miami Hurricanes at Littlejohn Coliseum on Tuesday. Closing out the 2019 portion of their schedule with a heartbreaking New Year's Eve contest, the Tigers were edged out 73-68 in overtime.

In the evenly matched game, Clemson (6-7, 0-3) shot 43.5 percent from the field while Miami (9-3, 1-1) produced a 43.8 shooting percentage. The Tigers won the rebounding margin by a tally of 38-36 and scored 16 points off 12 Hurricane turnovers. Furthermore, Clemson sank six 3-pointers and racked up 40 points in the paint. The Hurricanes knocked down eight treys of their own and shot 90.0 percent from the free throw line.

Aamir Simms manned the Tigers' efforts with 21 points and eight rebounds. Simms went 8-of-14 from the floor and was one of three Tigers to reach double figures on the day. It marked Simms' fourth 20-point game of his career. Clyde Trapp contributed 13 points, going 3-of-5 on shots from beyond the arc, and corralled five boards. Curran Scott notched 10 points of 5-of-9 shooting, and John Newman III matched his career high with seven rebounds to go along with his seven points. Miami floor general Chris Lykes led the Hurricanes with a game-high 27 points.

On top of ending the second half in a deadlock, the Hurricanes and the Tigers were knotted up at the end of the first half, too, as the game stood at 26-26 during the intermission. Clemson used an 8-0 run to take a 13-4 lead at the 13:14 mark of the first half and went on to connect on four 3-balls in the first half. The Tigers took control of the contest early in the second half, manufacturing a 9-0 run en route to taking a 35-28 lead just over 3 ½ minutes into the second half.

Clemson led by as many as 10 points, but a 7-0 run by Miami cut that lead down to three points. The Hurricanes put together a 15-2 run that spanned 5:08, resulting in them going up 60-57 with 3:25 remaining. The Tigers responded, though, and a 3-point play by Clemson's Hunter Tyson placed Clemson ahead 62-60 with 1:59 on the game clock. However, Miami was able to force overtime, with the game tied 62-62, and the Hurricanes then outscored the Tigers 11-6 in the extra period. The Hurricanes closed out the game on a 7-0 run, with a 3-pointer by Dejan Vasiljevic in the final minute giving Miami the lead for good.

GAME 14

NC STATE 70
CLEMSON 81

JAN. 4, 2020
LITTLEJOHN COLISEUM • CLEMSON, S.C.

CLEMSON, S.C. – In a high-flying contest at Littlejohn Coliseum, the Clemson University men's basketball team pulled out an 81-70 victory over the NC State Wolfpack on Saturday. Five different Tigers scored in double figures for the first time on the season, and Aamir Simms led the charge for Clemson with 17 points.

Clemson (7-7, 1-3 ACC) never trailed on the afternoon, using an efficient 46.9 shooting percentage to keep NC State (10-4, 1-2 ACC) at bay throughout. The Tigers sank nine 3-pointers and was a stellar 83.9 percent from the free throw line, making a season-high 26 free throws. Clemson also won the rebounding margin 34-30 and scored 16 points off turnovers. The Wolfpack, meanwhile, shot 44.1 percent from the floor and tallied 36 points in the paint. Productive passing was a theme of Clemson's winning performance, as 18 of the Tigers' 23 field goals were assisted.

Eight of Simms' points came at the charity stripe, with the big man going 8-of-9 on free throws. Al-Amir Dawes also excelled at the free throw line, knocking down 9-of-10 free throws as part of a 16-point showing. Tevin Mack added 14 points to go along with his seven rebounds, and Curran Scott, who connected on three treys, also tallied 14 points. Additionally, Scott matched his career-high assists mark with four dimes. John Newman III provided Clemson with a spark via his 12 points. D.J. Funderburk led the Wolfpack with 14 points on 5-of-8 shooting.

In the first half, Clemson made eight 3-balls and led by as many as 14 points. After the Tigers led 16-14, Clemson manufactured a 16-4 run that resulted in the Tigers leading 32-18 at the 5:24 mark. Both teams shot the ball well from the floor in the hotly contested first half, and the Wolfpack closed out the half on a 7-0 run to pull within six points of Clemson.

After sporting a 41-35 advantage at the intermission, the Tigers went back and forth with the Wolfpack throughout most of the second half. Clemson consistently attacked the basket during the course of the final 20 minutes of play and did not relent on defense. A late 7-0 run that spanned exactly two minutes of play culminated in the Tigers going up 68-58 at the 3:35 mark. Scott knocked down a clutch corner 3-pointer in the midst of that run, and Mack later iced the game with an athletic up-and-under layup made possible by an assist from Simms. The Tigers knocked down 12-of-their-last-13 free throws to secure the 81-70 victory.

GAME STATS



Official Basketball Box Score - Final
Miami (FL) at Clemson
12/31/19 Littlejohn Coliseum, Clemson
2019-20 Men's Basketball

Game Time: 9:00 PM
Game Duration: 2:10
Attendance: 5,549

Miami (FL) - 73														
Record: 9-3 (1-1)														
NO.	Name	Min	FG	3P	FT	Rebounds	Fouls	TP	AS	TO	ST	Blocks	BA	+
21	Sam Waardenburg	F 40:01	3-8	1-5	0-0	1 5	6	0	7	2	1	1	1	0
14	Rodney Miller	G 11:57	0-0	0-0	0-0	0 2	2	1	0	0	0	0	0	-5
0	Chris Lykes	G 40:47	10-16	3-6	4-5	0 2	2	9	27	2	1	1	1	0
1	DJ Vasiljevic	G 43:18	4-11	2-5	5-5	1 6	7	3	4	15	1	1	1	0
23	Kameron McGusty	G 41:00	7-18	1-4	0-0	0 3	3	1	0	15	1	2	0	2
4	Keith Stone	26:17	3-6	0-2	0-0	6 3	9	5	1	6	2	0	1	0
5	Harland Beverly	17:08	1-5	1-3	0-0	0 3	3	2	0	3	1	5	3	0
2	Isiah Wong	04:32	0-0	0-0	0-0	0 1	1	2	0	0	0	0	0	-1
Team			0 3			0 0			0 1			0 0		
Totals			29-64 (45.6%)			10-20 (50.0%)			16-14 (73.3%)			2-2 (50.0%)		

Officials: Ted Valentine, Bill Covington Jr., Bert Smith

Technical Fouls: NONE

Dead Ball Rebounds: 0-0

Clemson - 68														
Record: 6-7 (0-3)														
NO.	Name	Min	FG	3P	FT	Rebounds	Fouls	TP	AS	TO	ST	Blocks	BA	+
25	Aamir Simms	F 41:06	8-14	1-2	4-5	4 4	8	0	8	21	4	1	2	2
0	Clyde Trapp	G 34:45	4-8	3-5	2-3	0 5	5	3	2	13	1	2	1	0
10	Curran Scott	G 41:42	5-9	0-3	0-0	1 2	3	2	10	2	2	0	0	-6
13	Tevin Mack	G 26:13	4-11	0-3	0-0	0 4	4	2	0	8	1	1	0	0
15	John Newman III	G 29:28	3-9	0-2	1-1	1 6	7	0	1	7	2	2	1	0
2	Al-Amir Dawes	32:41	2-7	2-4	0-0	1 1	4	0	6	4	4	1	0	0
4	Al-Amir Dawes	32:41	2-7	2-4	0-0	1 1	4	0	6	4	4	1	0	0
5	Hunter Tyson	15:11	1-4	0-3	1-1	0 3	3	0	2	3	1	0	0	0
55	Trey Jemison	03:54	0-0	0-0	0-2	0 2	2	1	0	1	0	0	0	-7
Team			2 3			0 0			0 0			0 0		
Totals			27-62 (43.5%)			10-20 (50.0%)			16-14 (73.3%)			2-2 (50.0%)		

Technical Fouls: NONE

Dead Ball Rebounds: 1-1

		MIA	CLE
Biggest lead		5 (1 st 07:01)	10 (2 nd 12:53)
Best Scoring Run		9 (1 st 4:12)	9 (2 nd 16:26)
Lead Changes		11	7
Times Tied		7	4
Time with Lead		05:45	32:00

		MIA	CLE
Points from		8	16
Turnovers		28	40
Paint		10	11
Second Chance		6	4
Fast Breaks		5	4
Bench		9	9

		MIA	CLE
Period by Period Scoring		1st 2nd OT TOT	TOT
		26 36 11 73	
		CLE 26 36 6 68	

GAME STATS



Official Basketball Box Score - Final
NC State at Clemson
01/04/20 Littlejohn Coliseum, Clemson
2019-20 Men's Basketball

Game Time: 8:00 PM
Game Duration: 2:08
Attendance: 6,908

NC State - 70														
Record: 10-4 (1-2)														
NO.	Name	Min	FG	3P	FT	Rebounds	Fouls	TP	AS	TO	ST	Blocks	BA	+
4	Jericle Helles	F 19:37	4-8	1-4	0-0	0 0	0	4	0	9	0	0	0	-5
15	Manny Bates	F 23:12	3-5	0-0	0-0	3 4	7	4	0	6	1	0	2	1
10	Braxton Beverly	G 33:59	2-7	1-2	4-5	1 1	2	3	9	0	0	0	0	-7
11	Markell Johnson	G 35:26	5-15	1-6	0-3	1 3	4	3	6	11	7	6	1	1
24	Devon Daniels	G 38:24	4-9	1-2	2-2	0 4	4	3	2	11	2	1	0	0
0	DJ Funderburk	24:04	5-8	0-2	4-6	3 2	5	4	4	14	0	2	1	0
31	Pat Andree	25:18	3-7	1-5	3-3	0 3	3	1	1	10	1	0	1	0
Team			0 5			0 0			0 0			0 0		
Totals			26-59 (44.1%)			13-19 (68.4%)			22-16 (70.0%)			11-9 (55.6%)		

Officials: Tony Henderson, AJ Desai, Earl Walton

Technical Fouls: NONE

Dead Ball Rebounds: 3-1

Clemson - 81														
Record: 7-7 (1-3)														
NO.	Name	Min	FG	3P	FT	Rebounds	Fouls	TP	AS	TO	ST	Blocks	BA	+
25	Aamir Simms	F 30:36	4-7	1-3	8-9	2 2	4	2	8	17	5	3	0	0
0	Clyde Trapp	G 32:45	0-4	0-3	1-2	0 5	5	1	2	1	3	3	0	0
2	Al-Amir Dawes	G 33:15	3-6	1-4	9-10	1 4	5	3	5	16	1	2	2	0
13	Tevin Mack	G 34:26	5-12	1-8	3-4	1 6	7	3	3	14	2	0	2	0
15	John Newman III	G 23:59	4-8	2-4	2-2	0 3	3	4	2	12	3	1	1	0
10	Curran Scott	30:01	4-7	3-4	3-4	0 2	2	1	2	14	4	0	1	0
5	Hunter Tyson	05:34	1-3	1-2	0-0	0 1	1	1	0	3	0	0	0	0
55	Trey Jemison	09:24	2-2	0-0	0-0	0 2	2	1	0	4	0	0	0	-3
Team			2 3			0 1			0 1			0 0		
Totals			23-49 (46.9%)			26-31 (83.9%)			16-22 (72.7%)			8-3 (76.9%)		

Technical Fouls: NONE

Dead Ball Rebounds: 2-0

		NCS	CLE
Biggest lead		0 (1 st 20:00)	14 (1 st 5:24)
Best Scoring Run		9 (2 nd 18:34)	8 (1 st 5:59)
Lead Changes		0	6
Times Tied		0	6
Time with Lead		00:00	39:25

		NCS	CLE
Points from		10	16
Turnovers		36	26
Paint		8	10
Second Chance		8	10
Fast Breaks		0	6
Bench		24	21

SEASON STATISTICS



2019-20 Clemson Men's Basketball Combined Team Statistics

Page 1/2
as of Jan 04, 2020

Game Records

Record	Overall	Home	Away	Neutral
ALL GAMES	7-7	6-4	0-2	1-1
CONFERENCE	1-3	1-2	0-1	0-0
NON-CONFERENCE	6-4	5-2	0-1	1-1

Score by Periods

Team	1st	2nd	OT	TOT
Clemson	480	456	16	952
Opponents	394	467	19	880

Team Box Score

No.	Player				Total		3-Point		F-Throw		Rebounds													
		GP-GS	MIN	AVG	FG-FGA	FG%	3FG-FGA	3FG%	FT-FTA	FT%	OFF	DEF	TOT	AVG	PF	DQ	A	TO	BLK	STL	PTS	AVG		
25	SIMMS, Aamir	14-14	423:45	30.3	63-139	.453	15-41	.366	48-63	.762	34	70	104	7.4	32	1	31	21	8	16	189	13.5		
13	MACK, Tevin	14-14	394:47	28.2	60-135	.444	23-71	.324	13-22	.591	10	62	72	5.1	26	1	17	15	8	17	156	11.1		
15	NEWMAN III, John	14-14	413:33	29.5	46-109	.422	13-43	.302	27-35	.771	8	38	46	3.3	25	1	29	22	4	14	132	9.4		
2	DAWES, Al-Amir	14-13	445:51	31.8	42-116	.362	21-73	.288	23-30	.767	4	38	42	3.0	24	0	42	44	0	12	128	9.1		
10	SCOTT, Curran	14-4	326:44	23.3	34-78	.436	13-38	.342	24-31	.774	3	23	26	1.9	20	0	23	14	0	15	105	7.5		
3	HUNTER, Chase	6-4	142:43	23.8	14-37	.378	5-16	.313	7-11	.636	1	8	9	1.5	11	0	13	10	0	6	40	6.7		
0	TRAPP, Clyde	4-2	100:38	25.2	8-20	.400	4-12	.333	5-9	.556	0	10	10	2.5	5	0	7	6	0	2	25	6.3		
5	TYSON, Hunter	14-1	208:18	14.9	26-69	.377	14-50	.280	13-18	.722	10	42	52	3.7	10	0	6	5	2	12	79	5.6		
12	HEMENWAY, Alex	2-0	24:19	12.2	3-6	.500	3-4	.750	0-0	.000	0	0	0	0.0	1	0	0	1	0	0	9	4.5		
21	MOORE, Khavon	12-4	171:42	14.3	17-42	.405	3-8	.375	4-6	.667	14	22	36	3.0	16	0	10	11	2	8	41	3.4		
55	JEMISON, Trey	14-0	119:13	8.5	13-21	.619	0-0	.000	3-7	.429	13	13	26	1.9	28	1	1	12	6	3	29	2.1		
32	GRINDE, Paul	5-0	15:34	3.1	4-7	.571	0-0	.000	2-2	1.000	1	0	1	0.2	2	0	0	1	0	0	10	2.0		
31	HOAG, Wells	4-0	11:56	3.0	2-5	.400	1-3	.333	0-0	.000	2	0	2	0.5	0	0	0	0	0	0	5	1.3		
11	FOX, Parker	5-0	13:02	2.6	1-2	.500	0-1	.000	0-1	.000	0	1	1	0.2	0	0	0	1	0	0	2	0.4		
20	MCBRIDE, O'Neil	5-0	11:49	2.4	1-2	.500	0-0	.000	0-2	.000	3	1	4	0.8	0	0	1	1	0	0	2	0.4		
1	BAEHRE, Jonathan	2-0	26:06	13.0	0-2	.000	0-2	.000	0-0	.000	1	6	7	3.5	0	0	0	6	0	0	0	0.0		
Team											16	21	37					9						
Total		14			334-790	.423	115-362	.318	169-237	.713	120	355	475	33.9	200	4	180	179	30	105	952	68.0		
Opponents		14			310-771	.402	114-346	.329	146-199	.734	120	366	486	34.7	225	-	160	215	36	92	880	62.9		

Team Statistics

	Clem	OPP
Scoring	952	880
Points per game	68	62.9
Scoring margin	+5.1	-
Field goals-att	334-790	310-771
Field goal pct	.423	.402
3 point fg-att	115-362	114-346
3-point FG pct	.318	.329
3-pt FG made per game	8.2	8.1
Free throws-att	169-237	146-199
Free throw pct	.713	.734
F-Throws made per game	12.1	10.4
Rebounds	475	486
Rebounds per game	33.9	34.7
Rebounding margin	-0.8	-
Assists	180	160
Assists per game	12.9	11.4
Turnovers	179	215
Turnovers per game	12.8	15.4
Turnover margin	+2.6	-
Assist/turnover ratio	1.0	0.7
Steals	105	92
Steals per game	7.5	6.6
Blocks	30	36
Blocks per game	2.1	2.6
Winning streak	1	-
Home win streak	1	-
Attendance	60421	17982
Home games-Avg/Game	10-6042	2-8991

Team Results

Date	Opponent		Score	Att.
11/05/19	Virginia Tech	L	60-67	7500
11/07/19	Presbyterian	W	79-45	5713
11/10/19	Colgate	W	81-68	5673
11/17/19	Detroit Mercy	W	87-65	5804
11/21/19	Alabama A&M	W	87-51	5616
11/24/19	vs TCU	W	62-60	0
11/26/19	vs Colorado	L	67-71	0
12/02/19	at Minnesota	L	60-78	10148
12/08/19	at Florida St.	L	53-72	7834
12/15/19	South Carolina	L	54-67	6394
12/20/19	Jacksonville	W	68-39	5632
12/22/19	Yale	L	45-54	5632
12/31/19	Miami (FL)	L	68-73	5549
01/04/20	NC State	W	81-70	6908



ACC STATISTICS



2019-20 Clemson Men's Basketball Combined Team Statistics In Conference games

Page 1/1
as of Jan 04, 2020

Game Records

Record	Overall	Home	Away	Neutral
ALL GAMES	1-3	1-2	0-1	0-0
CONFERENCE	1-3	1-2	0-1	0-0
NON-CONFERENCE	0-0	0-0	0-0	0-0

Score by Periods

Team	1st	2nd	OT	TOT
Clemson	137	119	6	262
Opponents	122	149	11	282

Team Box Score

No.	Player				Total		3-Point		F-Throw		Rebounds													
		GP-GS	MIN	AVG	FG-FGA	FG%	3FG-FGA	3FG%	FT-FTA	FT%	OFF	DEF	TOT	AVG	PF	DQ	A	TO	BLK	STL	PTS	AVG		
25	SIMMS, Aamir	4-4	133:16	33.3	19-39	.487	5-12	.417	15-18	.833	12	19	31	7.8	8	0	10	7	2	4	58	14.5		
13	MACK, Tevin	4-4	116:34	29.1	18-43	.419	5-22	.227	5-9	.556	3	14	17	4.3	12	1	7	5	3	6	46	11.5		
2	DAWES, Al-Amir	4-3	131:58	33.0	14-37	.378	7-22	.318	11-13	.846	2	13	15	3.8	8	0	10	14	0	3	46	11.5		
15	NEWMAN III, John	4-4	115:24	28.9	14-33	.424	4-12	.333	8-8	1.000	3	13	16	4.0	7	0	8	4	1	2	40	10.0		
10	SCOTT, Curran	4-1	96:57	24.2	12-23	.522	4-9	.444	5-6	.833	1	9	10	2.5	7	0	6	7	0	3	33	8.3		
3	HUNTER, Chase	1-1	28:57	29.0	3-10	.300	0-3	.000	1-5	.200	0	3	3	3.0	4	0	2	0	0	0	7	7.0		
0	TRAPP, Clyde	2-2	67:30	33.8	4-12	.333	3-8	.375	3-5	.600	0	10	10	5.0	4	0	4	5	0	1	14	7.0		
12	HEMENWAY, Alex	1-0	14:48	14.8	1-4	.250	1-2	.500	0-0	.000	0	0	0	0.0	1	0	0	1	0	0	3	3.0		
5	TYSON, Hunter	4-0	41:08	10.3	3-15	.200	2-12	.167	1-2	.500	1	8	9	2.3	2	0	1	0	0	1	9	2.3		
55	JEMISON, Trey	4-0	30:02	7.5	2-4	.500	0-0	.000	0-2	.000	3	3	6	1.5	6	0	0	2	0	1	4	1.0		
21	MOORE, Khavon	2-1	29:53	14.9	1-6	.167	0-2	.000	0-0	.000	0	1	1	0.5	1	0	2	1	1	1	2	1.0		
32	GRINDE, Paul	1-0	01:42	1.7	0-0	.000	0-0	.000	0-0	.000	0	0	0	0.0	0	0	0	0	0	0	0	0.0		
31	HOAG, Wells	1-0	01:09	1.2	0-1	.000	0-1	.000	0-0	.000	0	0	0	0.0	0	0	0	0	0	0	0	0.0		
11	FOX, Parker	1-0	01:09	1.2	0-0	.000	0-0	.000	0-0	.000	0	0	0	0.0	0	0	0	0	0	0	0	0.0		
20	MCBRIDE, O'Neil	1-0	01:09	1.2	0-0	.000	0-0	.000	0-0	.000	1	0	1	1.0	0	0	0	0	0	0	0	0.0		
1	BAEHRE, Jonathan	1-0	13:25	13.4	0-1	.000	0-1	.000	0-0	.000	1	2	3	3.0	0	0	0	1	0	0	0	0.0		
Team											8	10	18				2							
Total		4	825		91-228	.399	31-106	.292	49-68	.721	35	105	140	35.0	60	1	50	49	7	22	262	65.5		
Opponents		4	825		101-234	.432	37-105	.352	43-59	.729	34	110	144	36.0	67	2	47	47	15	20	282	70.5		

Team Statistics

	CLEM	OPP
Scoring	262	282
Points per game	65.5	70.5
Scoring margin	-5.0	-
Field goals-att	91-228	101-234
Field goal pct	.399	.432
3 point fg-att	31-106	37-105
3-point FG pct	.292	.352
3-pt FG made per game	7.8	9.3
Free throws-att	49-68	43-59
Free throw pct	.721	.729
F-Throws made per game	12.3	10.8
Rebounds	140	144
Rebounds per game	35.0	36.0
Rebounding margin	-1.0	-
Assists	50	47
Assists per game	12.5	11.8
Turnovers	49	47
Turnovers per game	12.3	11.8
Turnover margin	-0.5	-
Assist/turnover ratio	1.0	1.0
Steals	22	20
Steals per game	5.5	5.0
Blocks	7	15
Blocks per game	1.8	3.8
Winning streak	1	-
Home win streak	1	-
Attendance	19957	7834
Home games-Avg/Game	3-6652	1-7834
Neutral site-Avg/Game	-	0-0

Team Results

Date	Opponent		Score	Att.
11/05/2019	Virginia Tech	L	60-67	7500
12/08/2019	at Florida St.	L	53-72	7834
12/31/2019	Miami (FL)	L	68-73	5549
01/04/2020	NC State	W	81-70	6908



**2019-20 Clemson Men's Basketball
Individual Career Summaries
All games**

Page 1/9
as of Jan 07, 2020

BAEHRE, Jonathan

				Field Goals		3-Point		F-Throws		Rebounds									Scoring	
SEASON	TEAM	GP-GS	MIN/AVG	FG-FGA	FG%	3FG-FGA	3FG%	FT-FTA	FT%	OFF	DEF	TOT	AVG	PF-FO	AST	TO	BLK	STL	PTS	AVG
2016-17	UNC-A	11-0	82/7.5	9-19	.474	1-3	.333	4-9	.444	9	8	17	1.5	9-0	5	5	3	3	23	2.1
2017-18	UNC-A	33-20	716/21.7	100-185	.541	24-66	.364	15-20	.750	50	97	147	4.5	92-4	29	38	57	21	239	7.2
2019-20	Clem	2-0	26/13.0	0-2	.000	0-2	.000	0-0	.000	1	6	7	3.5	0-0	0	6	0	0	0	0.0
TOTAL FOR Clem		2-0	26/13.0	0-2	.000	0-2	.000	0-0	.000	1	6	7	3.5	0-0	0	6	0	0	0	0.0
TOTAL		46-20	824/17.9	109-206	.529	25-71	.352	19-29	.655	60	111	171	3.7	101-4	34	49	60	24	262	5.7

Single Game Highs

Statistic	Value	
Points	28	at Southern California 03/13/18
Rebounds	14	at Southern California 03/13/18
Assists	4	vs Western Caro. 12/17/17
Steals	3	vs Western Caro. 12/17/17
Blocks	5	at Southern California 03/13/18, vs Presbyterian 02/03/18, vs Winthrop 02/22/18
FG Made	11	at Southern California 03/13/18
FG Attempts	17	at Southern California 03/13/18
3FG Made	4	at Southern California 03/13/18
3FG Attempts	8	at Gardner-Webb 02/24/18
FT Made	4	vs Liberty 02/15/18
FT Attempts	4	vs Liberty 02/15/18, vs Presbyterian 02/15/17

DAWES, Al-amir

				Field Goals		3-Point		F-Throws		Rebounds									Scoring	
SEASON	TEAM	GP-GS	MIN/AVG	FG-FGA	FG%	3FG-FGA	3FG%	FT-FTA	FT%	OFF	DEF	TOT	AVG	PF-FO	AST	TO	BLK	STL	PTS	AVG
2019-20	Clem	14-13	446/31.8	42-116	.362	21-73	.288	23-30	.767	4	38	42	3.0	24-0	42	44	0	12	128	9.1
TOTAL		14-13	446/31.8	42-116	.362	21-73	.288	23-30	.767	4	38	42	3.0	24-0	42	44	0	12	128	9.1

Single Game Highs

Statistic	Value	
Points	19	vs Alabama A&M 11/21/19
Rebounds	6	vs Virginia Tech 11/05/19, vs Yale 12/22/19
Assists	6	vs Detroit Mercy 11/17/19, vs Colorado 11/26/19
Steals	3	vs TCU 11/24/19
FG Made	7	vs Alabama A&M 11/21/19
FG Attempts	17	vs South Carolina 12/15/19
3FG Made	3	vs Alabama A&M 11/21/19, vs South Carolina 12/15/19
3FG Attempts	14	vs South Carolina 12/15/19
FT Made	9	vs NC State 01/04/20
FT Attempts	10	vs NC State 01/04/20



**2019-20 Clemson Men's Basketball
Individual Career Summaries
All games**

Page 2/9
as of Jan 07, 2020

FOX, Parker

				Field Goals		3-Point		F-Throws		Rebounds									Scoring	
SEASON	TEAM	GP-GS	MIN/AVG	FG-FGA	FG%	3FG-FGA	3FG%	FT-FTA	FT%	OFF	DEF	TOT	AVG	PF-FO	AST	TO	BLK	STL	PTS	AVG
2018-19	Clem	5-0	5/0.9	1-2	.500	1-2	.500	0-0	.000	0	0	0	0.0	1-0	0	1	0	0	3	0.6
2019-20	Clem	5-0	13/2.6	1-2	.500	0-1	.000	0-1	.000	0	1	1	0.2	0-0	0	1	0	0	2	0.4
TOTAL		10-0	18/1.8	2-4	.500	1-3	.333	0-1	.000	0	1	1	0.1	1-0	0	2	0	0	5	0.5

Single Game Highs

Statistic	Value	
Points	3	vs Charleston So. 12/18/18
Rebounds	1	vs Jacksonville 12/20/19
FG Made	1	vs Charleston So. 12/18/18, vs Presbyterian 11/07/19
FG Attempts	2	vs Presbyterian 11/07/19
3FG Made	1	vs Charleston So. 12/18/18
3FG Attempts	1	at Georgia Tech 02/06/19, vs Charleston So. 12/18/18, vs Presbyterian 11/07/19
FT Attempts	1	vs Presbyterian 11/07/19

GRINDE, Paul

				Field Goals		3-Point		F-Throws		Rebounds										Scoring	
SEASON	TEAM	GP-GS	MIN/AVG	FG-FGA	FG%	3FG-FGA	3FG%	FT-FTA	FT%	OFF	DEF	TOT	AVG	PF-FO	AST	TO	BLK	STL	PTS	AVG	
2015-16	VAS	25-25	635/25.4	113-213	.531	4-9	.444	79-117	.675	48	136	184	7.4	84-2	29	77	23	6	309	12.4	
2017-18	VAS	26-25	713/27.4	146-261	.559	2-12	.167	78-130	.600	45	167	212	8.2	90-3	42	66	16	6	372	14.3	
2018-19	VAS	25-25	605/24.2	134-245	.547	16-33	.485	69-105	.657	57	116	173	6.9	72-0	46	67	18	15	353	14.1	
2019-20	Clem	5-0	16/3.1	4-7	.571	0-0	.000	2-2	1.000	1	0	1	0.2	2-0	0	1	0	0	10	2.0	
TOTAL FOR Clem		5-0	16/3.1	4-7	.571	0-0	.000	2-2	1.000	1	0	1	0.2	2-0	0	1	0	0	10	2.0	
TOTAL		81-75	1969/24.3	397-726	.547	22-54	.407	228-354	.644	151	419	570	7.0	248-5	117	211	57	27	1044	12.9	

Single Game Highs

Statistic	Value	
Points	29	vs Hobart 02/15/19
Rebounds	18	at Ithaca 02/17/18, vs Union (NY) 01/16/16
Assists	7	vs Hobart 02/15/19
Steals	3	vs New Rochelle 11/16/18, at Rensselaer 01/12/18
Blocks	5	at St. Lawrence 01/08/16
FG Made	10	4 times
FG Attempts	19	vs Union (NY) 01/18/19
3FG Made	2	5 times
3FG Attempts	4	at Clarkson 01/04/19, vs Union (NY) 01/18/19
FT Made	8	vs New Rochelle 11/16/18, vs Bard 02/02/18
FT Attempts	13	vs Hobart 02/15/19



**2019-20 Clemson Men's Basketball
Individual Career Summaries
All games**

Page 3/9
as of Jan 07, 2020

HEMENWAY, Alex

				Field Goals		3-Point		F-Throws		Rebounds									Scoring	
SEASON	TEAM	GP-GS	MIN/AVG	FG-FGA	FG%	3FG-FGA	3FG%	FT-FTA	FT%	OFF	DEF	TOT	AVG	PF-FO	AST	TO	BLK	STL	PTS	AVG
2019-20	Clem	2-0	24/12.2	3-6	.500	3-4	.750	0-0	.000	0	0	0	0.0	1-0	0	1	0	0	9	4.5
TOTAL		2-0	24/12.2	3-6	.500	3-4	.750	0-0	.000	0	0	0	0.0	1-0	0	1	0	0	9	4.5

Single Game Highs

Statistic	Value	
Points	6	vs Presbyterian 11/07/19
FG Made	2	vs Presbyterian 11/07/19
FG Attempts	4	vs Virginia Tech 11/05/19
3FG Made	2	vs Presbyterian 11/07/19
3FG Attempts	2	vs Virginia Tech 11/05/19, vs Presbyterian 11/07/19

HOAG, Wells

				Field Goals		3-Point		F-Throws		Rebounds									Scoring	
SEASON	TEAM	GP-GS	MIN/AVG	FG-FGA	FG%	3FG-FGA	3FG%	FT-FTA	FT%	OFF	DEF	TOT	AVG	PF-FO	AST	TO	BLK	STL	PTS	AVG
2019-20	Clem	4-0	12/3.0	2-5	.400	1-3	.333	0-0	.000	2	0	2	0.5	0-0	0	0	0	0	5	1.3
TOTAL		4-0	12/3.0	2-5	.400	1-3	.333	0-0	.000	2	0	2	0.5	0-0	0	0	0	0	5	1.3

Single Game Highs

Statistic	Value	
Points	5	vs Alabama A&M 11/21/19
Rebounds	1	vs Alabama A&M 11/21/19, at Minnesota 12/02/19
FG Made	2	vs Alabama A&M 11/21/19
FG Attempts	3	vs Alabama A&M 11/21/19
3FG Made	1	vs Alabama A&M 11/21/19
3FG Attempts	2	vs Alabama A&M 11/21/19



**2019-20 Clemson Men's Basketball
Individual Career Summaries
All games**

Page 4/9
as of Jan 07, 2020

HONOR, Nick

				Field Goals		3-Point		F-Throws		Rebounds								Scoring		
SEASON	TEAM	GP-GS	MIN/AVG	FG-FGA	FG%	3FG-FGA	3FG%	FT-FTA	FT%	OFF	DEF	TOT	AVG	PF-FO	AST	TO	BLK	STL	PTS	AVG
2018-19	FU	32-32	1154/36.1	174-467	.373	70-211	.332	71-87	.816	18	58	76	2.4	60-0	95	54	0	28	489	15.3
TOTAL FOR Clem		0-0	0/0.0	0-0	.000	0-0	.000	0-0	.000	0	0	0	0.0	0-0	0	0	0	0	0	0.0
TOTAL		32-32	1154/36.1	174-467	.373	70-211	.332	71-87	.816	18	58	76	2.4	60-0	95	54	0	28	489	15.3

Single Game Highs

Statistic	Value	
Points	30	vs Rutgers 12/08/18
Rebounds	6	vs George Washington 03/06/19
Assists	6	vs George Washington 03/06/19, at Massachusetts 02/06/19, vs Rutgers 12/08/18
Steals	3	vs CCNY 11/06/18, vs Richmond 03/13/19
FG Made	10	vs Rutgers 12/08/18
FG Attempts	20	vs Duquesne 02/09/19
3FG Made	6	at St. Bonaventure 01/12/19
3FG Attempts	13	at Richmond 02/20/19
FT Made	7	vs FIU 11/16/18
FT Attempts	7	vs FIU 11/16/18

HUNTER, Chase

				Field Goals		3-Point		F-Throws		Rebounds									Scoring	
SEASON	TEAM	GP-GS	MIN/AVG	FG-FGA	FG%	3FG-FGA	3FG%	FT-FTA	FT%	OFF	DEF	TOT	AVG	PF-FO	AST	TO	BLK	STL	PTS	AVG
2019-20	Clem	6-4	143/23.8	14-37	.378	5-16	.313	7-11	.636	1	8	9	1.5	11-0	13	10	0	6	40	6.7
TOTAL		6-4	143/23.8	14-37	.378	5-16	.313	7-11	.636	1	8	9	1.5	11-0	13	10	0	6	40	6.7

Single Game Highs

Statistic	Value	
Points	13	vs Presbyterian 11/07/19
Rebounds	3	vs Virginia Tech 11/05/19
Assists	4	vs Presbyterian 11/07/19, vs Detroit Mercy 11/17/19
Steals	2	vs Detroit Mercy 11/17/19, vs South Carolina 12/15/19
FG Made	5	vs Presbyterian 11/07/19
FG Attempts	10	vs Virginia Tech 11/05/19
3FG Made	3	vs Presbyterian 11/07/19
3FG Attempts	5	vs Presbyterian 11/07/19, vs Detroit Mercy 11/17/19
FT Made	2	vs Colgate 11/10/19, vs Detroit Mercy 11/17/19, vs South Carolina 12/15/19
FT Attempts	5	vs Virginia Tech 11/05/19



**2019-20 Clemson Men's Basketball
Individual Career Summaries
All games**

Page 5/9
as of Jan 07, 2020

JEMISON, Trey

				Field Goals		3-Point		F-Throws		Rebounds										Scoring	
SEASON	TEAM	GP-GS	MIN/AVG	FG-FGA	FG%	3FG-FGA	3FG%	FT-FTA	FT%	OFF	DEF	TOT	AVG	PF-FO	AST	TO	BLK	STL	PTS	AVG	
2018-19	Clem	20-0	72/3.6	2-6	.333	0-0	.000	3-5	.600	5	11	16	0.8	18-0	1	3	5	2	7	0.4	
2019-20	Clem	14-0	119/8.5	13-21	.619	0-0	.000	3-7	.429	13	13	26	1.9	28-1	1	12	6	3	29	2.1	
TOTAL		34-0	191/5.6	15-27	.556	0-0	.000	6-12	.500	18	24	42	1.2	46-1	2	15	11	5	36	1.1	

Single Game Highs

Statistic	Value	
Points	10	vs Alabama A&M 11/21/19
Rebounds	5	vs Alabama A&M 11/21/19
Assists	1	vs Lipscomb 12/30/18, vs Presbyterian 11/07/19
Steals	2	vs Alabama A&M 11/21/19
Blocks	4	vs Alabama A&M 11/21/19
FG Made	5	vs Alabama A&M 11/21/19
FG Attempts	6	vs Alabama A&M 11/21/19
FT Made	2	vs Mississippi St. 12/08/18
FT Attempts	2	4 times

MACK, Tevin

				Field Goals		3-Point		F-Throws		Rebounds										Scoring	
SEASON	TEAM	GP-GS	MIN/AVG	FG-FGA	FG%	3FG-FGA	3FG%	FT-FTA	FT%	OFF	DEF	TOT	AVG	PF-FO	AST	TO	BLK	STL	PTS	AVG	
2015-16	UT	33-0	439/13.3	51-176	.290	34-114	.298	32-50	.640	19	47	66	2.0	42-0	11	18	9	8	168	5.1	
2016-17	UT	15-10	470/31.3	79-172	.459	34-87	.391	30-51	.588	21	51	72	4.8	24-0	12	21	8	7	222	14.8	
2018-19	Bama	34-24	699/20.6	115-276	.417	48-144	.333	28-50	.560	30	83	113	3.3	56-0	28	48	16	11	306	9.0	
2019-20	Clem	14-14	395/28.2	60-135	.444	23-71	.324	13-22	.591	10	62	72	5.1	26-1	17	15	8	17	156	11.1	
TOTAL FOR Clem		14-14	395/28.2	60-135	.444	23-71	.324	13-22	.591	10	62	72	5.1	26-1	17	15	8	17	156	11.1	
TOTAL		96-48	2003/20.9	305-759	.402	139-416	.334	103-173	.595	80	243	323	3.4	148-1	68	102	41	43	852	8.9	

Single Game Highs

Statistic	Value	
Points	27	vs Oklahoma St. 01/04/17
Rebounds	12	vs Arkansas 12/17/16
Assists	2	17 times
Steals	5	vs Colgate 11/10/19
Blocks	3	vs Mississippi St. 01/29/19
FG Made	10	vs Georgia 02/06/19, vs Oklahoma St. 01/04/17
FG Attempts	17	vs Oklahoma St. 01/04/17
3FG Made	6	vs Kentucky 01/05/19
3FG Attempts	12	at Iowa St. 02/13/16
FT Made	6	vs Long Beach St. 12/10/16
FT Attempts	10	vs Northwestern 11/21/16



**2019-20 Clemson Men's Basketball
Individual Career Summaries
All games**

Page 6/9
as of Jan 07, 2020

MCBRIDE, O'neil

				Field Goals		3-Point		F-Throws		Rebounds									Scoring	
SEASON	TEAM	GP-GS	MIN/AVG	FG-FGA	FG%	3FG-FGA	3FG%	FT-FTA	FT%	OFF	DEF	TOT	AVG	PF-FO	AST	TO	BLK	STL	PTS	AVG
2019-20	Clem	5-0	12/2.4	1-2	.500	0-0	.000	0-2	.000	3	1	4	0.8	0-0	1	1	0	0	2	0.4
TOTAL		5-0	12/2.4	1-2	.500	0-0	.000	0-2	.000	3	1	4	0.8	0-0	1	1	0	0	2	0.4

Single Game Highs

Statistic	Value	
Points	2	at Minnesota 12/02/19
Rebounds	1	4 times
Assists	1	at Minnesota 12/02/19
FG Made	1	at Minnesota 12/02/19
FG Attempts	1	at Minnesota 12/02/19, vs Jacksonville 12/20/19
FT Attempts	2	vs Alabama A&M 11/21/19

MOORE, Khavon

				Field Goals		3-Point		F-Throws		Rebounds										Scoring	
SEASON	TEAM	GP-GS	MIN/AVG	FG-FGA	FG%	3FG-FGA	3FG%	FT-FTA	FT%	OFF	DEF	TOT	AVG	PF-FO	AST	TO	BLK	STL	PTS	AVG	
2018-19	TTU	1-0	2/2.0	0-0	.000	0-0	.000	0-0	.000	0	0	0	0.0	0-0	0	0	0	0	0	0.0	
2019-20	Clem	12-4	172/14.3	17-42	.405	3-8	.375	4-6	.667	14	22	36	3.0	16-0	10	11	2	8	41	3.4	
TOTAL FOR Clem		12-4	172/14.3	17-42	.405	3-8	.375	4-6	.667	14	22	36	3.0	16-0	10	11	2	8	41	3.4	
TOTAL		13-4	174/13.4	17-42	.405	3-8	.375	4-6	.667	14	22	36	2.8	16-0	10	11	2	8	41	3.2	

Single Game Highs

Statistic	Value	
Points	10	at Minnesota 12/02/19
Rebounds	7	vs Detroit Mercy 11/17/19
Assists	3	vs Alabama A&M 11/21/19
Steals	2	vs Presbyterian 11/07/19, vs Colorado 11/26/19
Blocks	1	vs Virginia Tech 11/05/19, vs Presbyterian 11/07/19
FG Made	5	at Minnesota 12/02/19
FG Attempts	9	at Minnesota 12/02/19
3FG Made	1	vs Alabama A&M 11/21/19, vs Yale 12/22/19, vs Colorado 11/26/19
3FG Attempts	2	vs Alabama A&M 11/21/19, at Florida St. 12/08/19
FT Made	3	vs Yale 12/22/19
FT Attempts	4	vs Yale 12/22/19



**2019-20 Clemson Men's Basketball
Individual Career Summaries
All games**

Page 7/9
as of Jan 07, 2020

NEWMAN III, John

				Field Goals		3-Point		F-Throws		Rebounds									Scoring	
SEASON	TEAM	GP-GS	MIN/AVG	FG-FGA	FG%	3FG-FGA	3FG%	FT-FTA	FT%	OFF	DEF	TOT	AVG	PF-FO	AST	TO	BLK	STL	PTS	AVG
2018-19	Clem	34-1	409/12.0	28-73	.384	9-28	.321	6-11	.545	15	45	60	1.8	31-0	15	19	5	12	71	2.1
2019-20	Clem	14-14	414/29.5	46-109	.422	13-43	.302	27-35	.771	8	38	46	3.3	25-1	29	22	4	14	132	9.4
TOTAL		48-15	822/17.1	74-182	.407	22-71	.310	33-46	.717	23	83	106	2.2	56-1	44	41	9	26	203	4.2

Single Game Highs

Statistic	Value	
Points	16	vs Presbyterian 11/07/19, vs Colorado 11/26/19
Rebounds	7	vs Colgate 11/10/19, vs Miami (FL) 12/31/19
Assists	4	vs Alabama A&M 11/21/19
Steals	4	vs South Carolina 12/15/19
Blocks	2	vs Wright St. 03/19/19
FG Made	6	vs Presbyterian 11/07/19
FG Attempts	12	vs Colgate 11/10/19
3FG Made	3	vs Presbyterian 11/07/19
3FG Attempts	5	vs Presbyterian 11/07/19, vs Detroit Mercy 11/17/19
FT Made	6	vs Colorado 11/26/19
FT Attempts	7	vs South Carolina 12/15/19

SCOTT, Curran

				Field Goals		3-Point		F-Throws		Rebounds									Scoring	
SEASON	TEAM	GP-GS	MIN/AVG	FG-FGA	FG%	3FG-FGA	3FG%	FT-FTA	FT%	OFF	DEF	TOT	AVG	PF-FO	AST	TO	BLK	STL	PTS	AVG
2017-18	Tulsa	31-8	461/14.9	53-133	.398	18-51	.353	58-69	.841	17	49	66	2.1	37-1	21	35	1	10	182	5.9
2018-19	Tulsa	32-26	790/24.7	90-221	.407	41-104	.394	65-85	.765	12	67	79	2.5	44-0	35	40	0	9	286	8.9
2019-20	Clem	14-4	327/23.3	34-78	.436	13-38	.342	24-31	.774	3	23	26	1.9	20-0	23	14	0	15	105	7.5
TOTAL FOR Clem		14-4	327/23.3	34-78	.436	13-38	.342	24-31	.774	3	23	26	1.9	20-0	23	14	0	15	105	7.5
TOTAL		77-38	1577/20.5	177-432	.410	72-193	.373	147-185	.795	32	139	171	2.2	101-1	79	89	1	34	573	7.4

Single Game Highs

Statistic	Value	
Points	23	vs East Carolina 03/03/19
Rebounds	7	vs Alcorn 11/06/18, vs Temple 03/04/18
Assists	4	vs East Carolina 03/03/19, at Tulane 02/14/19, vs NC State 01/04/20
Steals	3	vs South Fla. 02/18/18, vs Alabama A&M 11/21/19, vs South Carolina 12/15/19
Blocks	1	vs Illinois St. 11/19/17
FG Made	8	vs East Carolina 03/03/19
FG Attempts	14	at Memphis 03/09/19
3FG Made	4	vs Tulane 02/28/19
3FG Attempts	7	vs Tulane 02/28/19, vs Presbyterian 11/07/19
FT Made	8	vs Memphis 01/30/19, at Tulane 12/31/17
FT Attempts	9	vs Memphis 01/30/19, at Tulane 12/31/17, vs Jacksonville 12/20/19



**2019-20 Clemson Men's Basketball
Individual Career Summaries
All games**

Page 8/9
as of Jan 07, 2020

SIMMS, Aamir

				Field Goals		3-Point		F-Throws		Rebounds										Scoring	
SEASON	TEAM	GP-GS	MIN/AVG	FG-FGA	FG%	3FG-FGA	3FG%	FT-FTA	FT%	OFF	DEF	TOT	AVG	PF-FO	AST	TO	BLK	STL		PTS	AVG
2017-18	Clem	34-12	524/15.4	53-112	.473	14-43	.326	15-26	.577	26	82	108	3.2	45-0	21	20	29	8		135	4.0
2018-19	Clem	34-34	906/26.7	105-238	.441	40-121	.331	24-32	.750	50	107	157	4.6	82-2	34	45	25	21		274	8.1
2019-20	Clem	14-14	424/30.3	63-139	.453	15-41	.366	48-63	.762	34	70	104	7.4	32-1	31	21	8	16		189	13.5
TOTAL		82-60	1854/22.6	221-489	.452	69-205	.337	87-121	.719	110	259	369	4.5	159-3	86	86	62	45		598	7.3

Single Game Highs

Statistic	Value	
Points	23	vs Mississippi St. 12/08/18, vs Colorado 11/26/19
Rebounds	15	vs Virginia Tech 11/05/19
Assists	7	vs TCU 11/24/19
Steals	3	at NC State 01/26/19, vs Detroit Mercy 11/17/19
Blocks	4	vs UNC Asheville 12/03/17
FG Made	9	vs Mississippi St. 12/08/18
FG Attempts	15	vs Mississippi St. 12/08/18, vs TCU 11/24/19
3FG Made	4	vs Mississippi St. 12/08/18
3FG Attempts	9	vs Mississippi St. 12/08/18
FT Made	8	vs South Carolina 12/15/19, vs NC State 01/04/20
FT Attempts	11	vs South Carolina 12/15/19

TRAPP, Clyde

				Field Goals		3-Point		F-Throws		Rebounds										Scoring	
SEASON	TEAM	GP-GS	MIN/AVG	FG-FGA	FG%	3FG-FGA	3FG%	FT-FTA	FT%	OFF	DEF	TOT	AVG	PF-FO	AST	TO	BLK	STL		PTS	AVG
2017-18	Clem	29-0	225/7.8	16-41	.390	7-21	.333	14-19	.737	1	18	19	0.7	25-0	17	15	2	2		53	1.8
2018-19	Clem	34-7	818/24.1	69-173	.399	26-85	.306	40-62	.645	15	99	114	3.4	73-1	54	58	8	28		204	6.0
2019-20	Clem	4-2	101/25.2	8-20	.400	4-12	.333	5-9	.556	0	10	10	2.5	5-0	7	6	0	2		25	6.3
TOTAL		67-9	1143/17.1	93-234	.397	37-118	.314	59-90	.656	16	127	143	2.1	103-1	78	79	10	32		282	4.2

Single Game Highs

Statistic	Value	
Points	16	vs Pittsburgh 01/29/19
Rebounds	7	vs Saint Peter's 12/04/18, vs NC State 03/13/19
Assists	3	10 times
Steals	3	vs The Citadel 11/06/18, vs Charleston So. 12/18/18
Blocks	2	at Virginia 01/23/18
FG Made	5	vs Lipscomb 12/30/18
FG Attempts	11	vs Radford 12/15/18
3FG Made	4	vs Pittsburgh 01/29/19
3FG Attempts	7	vs Pittsburgh 01/29/19, vs Radford 12/15/18
FT Made	4	5 times
FT Attempts	6	vs Akron 11/19/18, vs Pittsburgh 01/29/19, vs Mississippi St. 12/08/18



**2019-20 Clemson Men's Basketball
Individual Career Summaries
All games**

Page 9/9
as of Jan 07, 2020

TYSON, Hunter

				Field Goals		3-Point		F-Throws		Rebounds									Scoring	
SEASON	TEAM	GP-GS	MIN/AVG	FG-FGA	FG%	3FG-FGA	3FG%	FT-FTA	FT%	OFF	DEF	TOT	AVG	PF-FO	AST	TO	BLK	STL	PTS	AVG
2018-19	Clem	31-0	258/8.3	16-63	.254	11-47	.234	6-9	.667	6	26	32	1.0	18-0	12	6	8	2	49	1.6
2019-20	Clem	14-1	208/14.9	26-69	.377	14-50	.280	13-18	.722	10	42	52	3.7	10-0	6	5	2	12	79	5.6
TOTAL		45-1	466/10.4	42-132	.318	25-97	.258	19-27	.704	16	68	84	1.9	28-0	18	11	10	14	128	2.8

Single Game Highs

Statistic	Value	
Points	20	vs Detroit Mercy 11/17/19
Rebounds	9	vs Alabama A&M 11/21/19
Assists	3	vs The Citadel 11/06/18
Steals	4	vs Yale 12/22/19
Blocks	2	vs Charleston So. 12/18/18
FG Made	7	vs Detroit Mercy 11/17/19
FG Attempts	13	vs Detroit Mercy 11/17/19
3FG Made	5	vs Detroit Mercy 11/17/19
3FG Attempts	10	vs Detroit Mercy 11/17/19
FT Made	4	vs The Citadel 11/06/18, at Minnesota 12/02/19
FT Attempts	6	vs The Citadel 11/06/18