

# << 2019-20 GAMECOCK BASKETBALL >>

## 2019-20 SCHEDULE

OVERALL: 6-4 | SEC: 0-0

HOME: 5-2 | AWAY: 1-0 | NEUTRAL: 0-2

### OCTOBER

30 -/- Columbia International + W, 87-50

### NOVEMBER

6 -/- North Alabama W, 77-55  
10 -/- Wyoming W, 66-32  
15 -/- Cleveland State W, 90-63  
19 -/- Boston University ^ L, 78-70  
22 -/- Gardner-Webb ^ W, 74-69  
26 -/- vs. Wichita State # L, 70-47  
27 -/- vs. UNI # L, 78-72

### DECEMBER

1 -/- George Washington W, 74-65  
4 -/- at UMass W, 84-80  
8 -/- Houston L, 76-56  
15 -/- at Clemson 5 p.m./ESPN2  
22 -/- at Virginia 3 p.m./ABC  
30 -/- Stetson 3 p.m./SEC+

### JANUARY

7 -/- Florida\* 7 p.m./ESPN2/U  
11 -/- at Tennessee\* 1 p.m./SECN  
15 -/- Kentucky\* 6:30 p.m./SECN  
18 -/- at Texas A&M\* 1 p.m./SECN  
22 -/- at Auburn\* 7 p.m./ESPN/2  
25 -/- Vanderbilt\* 8 p.m./SECN  
29 -/- at Arkansas\* 8:30 p.m./SECN

### FEBRUARY

1 -/- Missouri\* 3:30 p.m./SECN  
5 -/- at Ole Miss\* 7 p.m./SECN  
8 -/- Texas A&M\* 1 p.m./SECN  
12 -/- at Georgia\* 6:30 p.m./SECN  
15 -/- Tennessee\* 6 p.m./SECN  
19 -/- at Mississippi State\* 9 p.m./SECN  
22 -/- LSU\* 8 p.m./ESPN/2/U  
26 -/- Georgia\* 6:30 p.m./SECN  
29 -/- at Alabama\* 8:30 p.m./SECN

### MARCH


3 -/- Mississippi State\* 6:30 p.m./SECN  
7 -/- at Vanderbilt\* 12:30 p.m./SECN  
11-15 -/- SEC Tournament & TBA/SECN/ESPN  
17-22 -/- NCAA 1st/2nd Rounds = TBA/TBA  
26-29 -/- NCAA Regionals < TBA/TBA

### APRIL

4 -/- Final Four % TBD  
6 -/- National Championship / TBD

All home games in **bold** | All times listed Eastern | **SEC+** - SEC Network + | **SECN** - SEC Network | **CBSN** - CBS Sports Network | \* indicates SEC contest | ^ - Cancun Challenge (Columbia, S.C.) | # - Cancun Challenge (Cancun, Mexico) | & - SEC Tournament (Nashville, Tenn.) | = - NCAA Tournament First and Second Rounds (Various Sites) | < - NCAA Regionals (Various Sites) | % - Final Four (Minneapolis, Minn.) | / - National Championship (Minneapolis, Minn.) \*\* rank listed is at time of game

## PROBABLE GAMECOCK STARTERS



#52 **Jair Bolden** R-Jr. - Guard  
#00 **A.J. Lawson** So. - Guard  
#10 **Justin Minaya** R-So. - Forward  
#15 **Wildens Leveque** Fr. - Forward  
#21 **Maik Kotsar** Sr. - Forward

## LINEUP NOTABLES

> This group has started the last six games ... Lawson paces the Gamecocks with 15.9 points per game, and has four 20-point outings this season ... Minaya played a team high 35 minutes vs. Houston, collecting a team high six rebounds, with a team best four assists ... Kotsar has six double-figure scoring games this season (had five all of last season) ... Lawson is averaging 5.3 free throw attempts per game, a team and SEC high ...



6-4  
0-0 SEC



5-4  
0-2 ACC

## TIPOFF NOTABLES

> South Carolina returns to the court following a week-long break from game action due to exams when it travels to face Clemson in the Upstate on Sunday. The non-conference matchup vs. the Tigers marks Carolina's fourth game away from home this season and it's second true road contest.

> Sunday's contest marks the 170th meeting all-time between the Gamecocks and Tigers. The series dates back to a 39-18 Carolina win on Feb. 6, 1913, in Columbia.

> The matchup is also part of the Palmetto Series, which Carolina currently leads 5-4. Throughout the year, and as Carolina and Clemson compete against each other, each will earn points for a win and the overall winner will take home the coveted Palmetto Series trophy.



## DIRECTOR OF ATHLETICS COMMUNICATIONS & PUBLIC RELATIONS:

EMILY MILES // EFEENEY@MAILBOX.SC.EDU  
CELL: 803-727-3284 // TWITTER: @EMILYMILES\_SID

GAMECOCK MEN'S BASKETBALL SOCIAL MEDIA:  
#GAMECOCKS

TWITTER AND INSTAGRAM: @GAMECOCKMBB

FACEBOOK: /GAMECOCKMBB

ON THE WEB: GAMECOCKSONLINE.COM

## GAME 11

ARENA: Littlejohn Coliseum (9,000)

BROADCAST: ESPN2

PLAY-BY-PLAY: Roy Philpott

ANALYST: Jordan Cornett

RADIO: Gamecock Radio Network

IN COLUMBIA: 107.5 The Game

PLAY-BY-PLAY: Derek Scott

ANALYST: Casey Manning

SIRIUS: - | XM: 390 | INTERNET: 980

WATCH: WatchESPN

LIVE STATS: GamecocksOnline.com

TICKETS: Littlejohn Coliseum box office

SERIES: Carolina leads 90-79

IN CLEMSON: Clemson leads 46-33

TREND: Clemson has won three straight

LAST GAME: 78-68 Clemson win on Dec. 22, 2018 in Columbia

## NUMBERS OF NOTE

10+ - Nine different Gamecocks played double-digit minutes vs. Houston, led by Justin Minaya's 35. On the year, 10 players are averaging at least 10.0 minutes per game, led by Minaya's 29.7 minutes per outing.

13 - Sophomore guard Keyshawn Bryant made his season debut for the Gamecocks in the road victory at UMass. He was a key component to the game, making an impact on both ends of the court. Bryant hit 5-of-9 attempts from the field, and finished with 13 points and two assists in 22 minutes of action.

49 - Carolina's 49 total blocks this season lead the SEC and rank 32nd nationally. The 4.9 blocks per outing are third in the league and 38th in the nation.

42/53 - Sophomore guard AJ Lawson's 42 free throws made are second in the SEC, and his 53 attempts lead the league.


2.30 - Senior forward Maik Kotsar leads the Gamecocks with 2.30 offensive rebounds per game.

## COMING UP NEXT

> Carolina will face another ACC opponent on the road next Sunday when the Gamecocks travel to face defending national champion No. 9/8 Virginia in Charlottesville. The contest will be broadcast on ABC and will tip at 3 p.m. ET, at John Paul Jones Arena.

2019-20 SOUTH CAROLINA BASKETBALL BROADCAST SPOT CHART

00




AJ LAWSON

SO. - F - 6-6 - 178 - TORONTO, CANADA/GTA PREP

	MIN	PTS	RBS	AST	FG%	3FG%	FT%
19-20	27.6	15.9	3.0	2.7	43.5	32.7	79.2
Career	29.7	14.0	4.0	2.8	41.8	34.9	70.5

Season Highs: 28 points 7 rebounds 5 assists 3 steals

1




TJ MOSS

R-FR. - G - 6-4 - 195 - MEMPHIS, TENN./FINDLAY PREP

	MIN	PTS	RBS	AST	FG%	3FG%	FT%
19-20	15.2	2.9	1.6	2.2	21.3	20.8	33.3
Career	17.4	4.3	1.7	2.1	29.5	27.1	44.4

Season Highs: 6 points 5 rebounds 4 assists

2




TREY ANDERSON

FR. - F - 6-6 - 203 - SAN DIEGO, CALIF./MATER DEI CATHOLIC

	MIN	PTS	RBS	AST	FG%	3FG%	FT%
19-20	3.3	0.7	0.0	0.0	0.0	0.0	1.000

Season Highs: 2 points 1 steal

4




JALYN MCCREARY

FR. - F - 6-7 - 225 - MARIETTA, GA./LEGACY EARLY COLLEGE

	MIN	PTS	RBS	BLK	FG%	3FG%	FT%
19-20	10.0	2.9	2.2	0.6	48.1	0.0	18.8

Season Highs: 9 points 6 rebounds 3 blocks

5




JERMAINE COUISNARD

(Coos-nard)  
R-FR. - G - 6-4 - 211 - EAST CHICAGO, IND./EAST CHICAGO CENTRAL

	MIN	PTS	RBS	AST	FG%	3FG%	FT%
19-20	22.6	9.4	2.9	2.8	37.2	29.4	82.4

Season Highs: 16 points 5 rebounds 6 assists

10




JUSTIN MINAYA

R-SO. - F - 6-6 - 215 - HARRINGTON PARK, N.J./NORTH VALLEY AT OLD TAPPAN

	MIN	PTS	RBS	AST	FG%	3FG%	FT%
19-20	29.7	7.2	5.3	2.3	37.5	17.9	67.9
Career	27.3	7.7	4.6	1.7	39.3	30.7	68.6

Season Highs: 17 points 11 rebounds 4 blocks 4 assists

12




TRAE HANNIBAL

FR. - G - 6-2 - 217 - HARTSVILLE, S.C./HARTSVILLE

	MIN	PTS	RBS	AST	FG%	3FG%	FT%
19-20	9.4	2.0	1.1	0.9	33.3	0.0	50.0

Season Highs: 5 points 3 rebounds 2 assists 2 steals

13




MICAIHAH HENRY

(My-kay-uh)  
GR. - F - 6-9 - 235 - DECATUR, GA./COLUMBIA/TENN. TECH

	MIN	PTS	RBS	BLK	FG%	3FG%	FT%
19-20	5.4	0.2	1.2	0.0	0.0	0.0	20.0
Career	17.0	5.4	3.2	1.1	57.5	0.0	45.1

Season Highs: -

15




WILDENS LEVEQUE

(Will-dens La-veck)  
FR. - F - 6-11 - 230 - BROCKTON, MASS./GOULD ACADEMY

	MIN	PTS	RBS	BLK	FG%	3FG%	FT%
19-20	13.3	3.1	3.2	1.0	62.5	0.0	61.5

Season Highs: 12 points 8 rebounds 3 blocks 2 steals

20




ALANZO FRINK

(Ah-LAN-zo)  
SO. - F - 6-7 - 260 - JERSEY CITY, N.J./ROSELLE CATHOLIC

	MIN	PTS	RBS	BLK	FG%	3FG%	FT%
19-20	15.5	7.0	4.5	0.6	63.8	0.0	47.6
Career	10.8	4.0	2.6	0.4	52.8	16.7	45.7

Season Highs: 11 points 10 rebounds 1 block

21




MAIK KOTSAR

(Mike COAT-sar)  
SR. - F - 6-11 - 270 - TALLINN, ESTONIA/SUNRISE CHRISTIAN ACADEMY

	MIN	PTS	RBS	BLK	FG%	3FG%	FT%
19-20	29.5	10.0	6.1	1.2	50.5	0.0	44.4
Career	25.1	7.1	4.9	0.6	45.6	27.3	47.5

Season Highs: 17 points 12 rebounds 2 blocks 5 assists 3 steals

24




KEYSHAWN BRYANT

SO. - F - 6-5 - 197 - WINTER HAVEN, FLA./WINTER HAVEN

	MIN	PTS	RBS	AST	FG%	3FG%	FT%
19-20	18.0	8.5	0.5	1.5	53.8	0.0	60.0
Career	23.5	8.9	3.6	1.4	45.8	19.4	57.5

Season Highs: 13 points 2 assists

52



JAIR BOLDEN

(Jy-ear)  
R-JR. - G - 6-3 - 215 - BROOKLYN, N.Y./WESTTOWN (PA.)

	MIN	PTS	RBS	AST	FG%	3FG%	FT%
19-20	22.5	9.0	3.8	1.4	46.8	40.0	60.0
Career	24.6	8.0	2.6	2.3	37.9	33.0	66.4

Season Highs: 14 points 8 rebounds 3 assists 3 steals

- Paces the team and is 11th in the SEC with 15.9 points per outing
  - Team high 24 points (4th 20-point game of the season) in road win at UMass (Dec. 4)
  - 14 points and three assists in win vs. GW (Dec. 1); Seven double-figure scoring games this season
  - Scored a team high 20 points with two assists vs. UNI (Nov. 27)
  - Posted a team high 22 points, along with five assists and two steals vs. BU (Nov. 19)
  - Career high 28 points in win over Cleveland State (Nov. 15); 12-13 at FT line vs. Vikings
- Hit a pair of 3s, along with four assists and two steals in win vs. Cleveland State (Nov. 15)
  - Pulled down a career high five rebounds in win vs. Wyoming (Nov. 10)
  - Dished two assists with a steal in season opener vs. North Alabama (Nov. 6)
  - Returns to the court for the Gamecocks after missing 25 games last season due to injury, including the final 23 games of the campaign
  - Prior to injury, averaged 6.3 points, 1.9 rebounds and 1.9 assists in 20.6 minutes per game
- Collected a steal in home win over Cleveland State (Nov. 15)
  - Averaged 16.7 points and a team best 7.4 rebounds per game to help lead high school squad to a league championship title as a senior
  - Labeled as a strong shooter, who is a competitor with great length
  - Pulled down three rebounds with three steals in Oct. 30 exhibition vs. Columbia International
- 3-of-4 from the field for six points, along with four rebounds vs. Gardner-Webb (Nov. 22)
  - Had a season high three blocks in home win over Cleveland State (Nov. 15)
  - Pulled down six rebounds, along with four points and two blocks vs. Wyoming (Nov. 10)
  - In college debut, scored nine points with four rebounds vs. North Alabama (Nov. 6)
  - Strong in exhibition matchup vs. Columbia International, posting 15 points on 7-of-10 shooting, along with three rebounds and three assists in 17 minutes of action
- Matched season highs with 16 points and 6 assists in road win at UMass (Dec. 4)
  - 12 points and 4 assists vs. GW (Dec. 1)
  - Season high 16 points, including game-winning 3-point play with one minute to go in win vs. Gardner-Webb (Nov. 22); also season high six assists vs. the Bulldogs
  - 8 points, hitting a pair of 3s, along with four rebounds and two assists vs. Cleveland State (Nov. 15)
  - 12 points on five made buckets; also two assists and a steal in win vs. Wyoming (Nov. 10)
- 9 points, 6 rebounds and 4 assists in road win at UMass in 31 minutes of action (Dec. 4)
  - 8 points, 8 rebounds, 4 assists in win vs. George Washington (Dec. 1)
  - 8 points and 5 rebounds vs. UNI (Nov. 27)
  - Strong defensively vs. Wyoming (Nov. 10), holding top Cowboy scorer to just 10 points
  - First career double-double, team highs of 17 points and 11 rebounds vs. North Alabama (Nov. 6)
  - Missed the final 27 games of last season due to injury
- Played a season high 18 minutes vs. Wichita State (Nov. 26)
  - Hit a pair of baskets and pulled down 3 rebounds with a block in win over Cleveland State (Nov. 15)
  - Scored five points with an assist and two steals in season opener vs. North Alabama (Nov. 6)
  - Named the Class 4A co-player of the Year as a senior at Hartsville, finishing his prep career with over 1,500 points, which included a 62-point performance in final high school game
  - Noted as a player with great athleticism, who plays with pace
- Graduate transfer from Tennessee Tech, where he earned his degree in finance over the summer
  - Averaged 9.7 points and 4.7 rebounds in 31 appearances last season for the Golden Eagles
  - Hit 50 percent or better from the floor each of his three seasons at Tennessee Tech, including a career best 61.5 percent as a r-sophomore
  - Scored two points with two rebounds in exhibition vs. Columbia International
- 6 points, 7 rebounds and a pair of steals vs. GW (Dec. 1); 3-of-4 from the field vs. the Colonials
  - 6 points and a season high 8 rebounds vs. Wichita State (Nov. 26)
  - Earned first start of his career vs. Garnder-Webb (Nov. 22); blocked a season high three shots
  - Tallied 12 points (4-4 FG/4-5 FT), along with two steals in win vs. Cleveland State (Nov. 15)
  - Scored four points and pulled down four rebounds in first career game vs. Wyoming (Nov. 10)
  - Suffered toe injury in practice prior to North Alabama matchup (Nov. 6) and did not see action
- Scored 12 points on 5-of-6 shooting and two free throws vs. UNI (Nov. 27)
  - 10 points vs. Gardner-Webb (Nov. 22); also five rebounds and a block vs. the Bulldogs
  - Posted first-career double-double with 11 points and 10 rebounds - both career highs - in win over Cleveland State (Nov. 15)
  - 10 points, along with 7 rebounds in win over Wyoming (Nov. 10)
  - Made first start of his career vs. North Alabama (Nov. 6), scored six points
- Six double-figure scoring games this season and leads the team with 6.1 rebounds per game
  - 9 points, 9 rebounds, 5 assists and 3 steals in 27 minutes in road win at UMass (Dec. 4)
  - 17 points, 9 rebounds, 2 blocks in win over GW (Dec. 1); 36.7 minutes per game in 3 games last week
  - 12 points and an assist vs. UNI (Nov. 27), named to the Cancun Challenge All-Tournament Team
  - 12 points, 7 rebounds, 3 assists, 2 blocks and 3 steals to lead the team vs. Wichita State (Nov. 26)
  - Senior forward who was a key component of Carolina's 2017 Final Four squad
- 13 points and a pair of assists in season debut vs. UMass (Dec. 4)
  - Sideline for the first eight games of the season with a knee injury suffered in practice during the preseason
  - As a freshman last season, saw action in all 32 contests with 26 starts
  - Scored 9.0 points with 3.8 rebounds per game last season, leading the Gamecocks with 29 dunks on the year
- Has six double-figure scoring games this season
  - 12 points, four rebounds and an assist vs. George Washington (Dec. 1)
  - Scored 11 points, with four rebounds and three assists vs. UNI (Nov. 27)
  - 10 points, 3 rebounds and 2 steals vs. Gardner-Webb (Nov. 22)
  - 12 points, 3 assists and 3 steals in win over Cleveland State (Nov. 15)
  - 11 points, hitting a trio of 3s, along with six rebounds, an assist and steal in win vs. Wyoming (Nov. 10)

14



NATHAN NELSON

SO. - F - 6-6

- Saw action in four contests last season

23




MIKE GREEN

FR. - G - 6-1

- Rookie guard who scored over 2,000 career points in high school

25



SEVENTH WOODS

SR. - G - 6-2

- Due to NCAA transfer rules, can not play in 2019-20

- Transfer from UNC

\*\*projected starters shaded in gray

## STAT COMPARISON

	SC	CLEMSON	NCAA Rank
Record	6-4	5-4	136/156
Conference Record	-	0-2	-
Current Streak	L1	L3	-
Scoring Avg.	71.0	70.7	203/211
Opponent Scoring Avg.	66.6	64.1	134/88
Scoring Margin	+4.4	+6.6	175/137
Field Goal %	.432	.438	210/185
Opponent Field Goal %	.388	.402	56/106
3-Point Field Goal %	.272	.341	335/142
Opponent 3-Point Field Goal %	.310	.351	113/273
3-Point Field Goals Made PG	4.9	8.8	333/71
3-Point Field Goal Attempts PG	18.0	25.6	255/108%
Free Throw %	.600	.683	333/223
Opponent Free Throw %	.729	.748	-
Rebounding Avg.	37.6	33.4	131/284
Opponent Rebounding Avg.	34.2	34.7	-
Rebounding Margin	+3.4	-1.3	120/250
Turnovers Avg.	12.7	12.6	96/87
Opponent Turnover Avg.	15.1	15.8	121/89
Assists Avg.	14.5	13.3	110/175
Blocks Avg.	4.9	2.2	38/295
Steals Avg.	7.3	7.4	130/115

% indicates total attempts

NCAA stats games through Dec. 12

## INTERVIEW POLICIES

All interview requests must be made in advance to SID Emily Miles in the South Carolina Athletics Communications and Public Relations Office. Beginning with the start of practice in October, Miles will release a weekly coach and student-athlete availability schedule to media.

**Post-Game Interview Policy:** After each home game, the visiting coach will address the media first, followed by South Carolina student-athletes then South Carolina head coach Frank Martin. (Depending on deadline, this may be altered on a game-by-game basis).

**Road Interview Policy:** Interviews with Coach Martin and Gamecock student-athletes while on the road will be scheduled according to the home post-game media procedure.

All interviews are to be coordinated through the Communications and Public Relations Office. This allows the staff to arrange the interview when it best suits the student-athlete's and the reporter's schedules. Please contact the Communications and Public Relations Office in advance to make your interview requests. Media are not permitted to contact student-athletes on their own at any time.

All interviews will take place at the designated media interview site for that day as listed in the weekly availability schedule.

Dormitory, apartment and cell phone numbers for student-athletes will not be provided to the media. Should you need to conduct a telephone interview with a student-athlete, a call will be placed to you from the student-athlete at a mutually agreeable time.

## SOUTH CAROLINA MEDIA RELATIONS

Emily Miles, primary contact

Associate Director

cell: 803-727-3284

e-mail: efeeney@mailbox.sc.edu

Twitter: @EmilyMiles\_SID

Website: www.GamecocksOnline.com

Facebook: www.Facebook.com/GamecockMBB

Twitter: @GamecockMBB

Instagram: @GamecockMBB

## MORE ON THE NUMBERS

100

> Senior forward Maik Kotsar, who recently had a career-best streak of five straight games in double-figures started the 100th game of his career last Sunday vs. Houston.

55.0%

> The Gamecocks hit 33-of-60 attempts from the floor in the Dec. 4 road win at UMass. The 55.0 percent from the field marked a season high for Carolina.

52

> Carolina scored a season high 52 points in the paint in the win at UMass. It marked the most paint points since scoring 58 in the NIT victory over High Point on March 15, 2016.

22+

> Four different Gamecocks have registered at least 22 assists this season, led by Cousinard's 28, followed by Lawson (27), Minaya (23) and Moss (22).

## A SOUTH CAROLINA WIN WOULD ...

- Snap a three-game Clemson win streak in the series
- Improve the Gamecocks to 2-0 in true road games this season
- Be Carolina's first win in the series since 2015
- Be Carolina's first win at Littlejohn Coliseum since 2011

> The Gamecocks most recently suffered a home loss to Houston on Dec. 8. The Carolina offense hit just 32.3 percent from the field, and the Cougars claimed the road win. Senior forward Maik Kotsar led Carolina with 12 points, and sophomore guard AJ Lawson added 10 in the loss.

> Carolina hit six 3s vs. Houston, it's highest output from beyond the arc since hitting 7-of-19 attempts from range vs. Northern Iowa.

> The Gamecocks are 1-0 on the road this season, and are 23-33 (41.0%) in road contests dating back to the 2014-15 campaign.

> According to KenPom.com, the Gamecocks are one of the least experienced teams in the nation, ranking 328th in KenPom.com computations. This is determined using eligibility class weighted by minutes played. Another stat of note, offensively, Carolina is 25th in average possession length at 15.4 while its opponents are 321st at 18.3.

## THROUGH 10 GAMES ...

> Sophomore guard AJ Lawson paces the Gamecocks with 15.9 points per game, and he is also dishing 2.7 assists per outing.

> Senior forward Maik Kotsar has scored 100 points through the first 10 games, 10.0 points per outing. His 6.1 rebounds per game lead the team and rank 15th in the SEC.

> The Gamecocks are holding opponents to just 38.8 percent from the floor, which ranks fifth in the SEC and 56th nationally.

> Carolina has dished at least 13 assists in nine games.

> R-freshman guard Jermaine Cousinard paces the Gamecocks with 2.8 assists per game. He is also solid at the charity stripe, having hit 14-of-17 attempts - 82.4% - thus far.

> Carolina has held its opponent to less than 40 percent from the field on five occasions, including holding Wyoming to 23.1 percent and only nine made field goals.

> Sophomore forward Alanzo Frink has hit a team best 63.8 percent (30-47) of his shot attempts.

## INJURY REPORT

- Sophomore forward Keyshawn Bryant missed the first eight games due to a left knee injury

## SENIOR LEADERSHIP FROM KOTSAR

> Senior forward Maik Kotsar has played great basketball to start the season. Kotsar is such a strong component for the Gamecocks on the defensive end, but of late, his offense and rebounding have been key.

> Kotsar recently scored in double figures in a career-best five-straight contests, starting with 14 points vs. Boston U (Nov. 19). He scored 11 points vs. Gardner-Webb (Nov. 22), before leading the Gamecocks with 12 points, three assists, two blocks and three steals, while also pulling down seven rebounds vs. Wichita State (Nov. 26), and he was strong again vs. UNI (Nov. 27), scoring 12 with two blocks, en route to Cancun Challenge All-Tournament Team honors.

> Kotsar returned to Columbia to pace Carolina with 17 points, nine rebounds and another two-block performance in the home win over George Washington (Dec. 1). He was near perfect from the field, hitting 8-of-9 attempts from the floor, and he also collected Carolina's only steal in the game vs. the Colonials.

> Kotsar also led the Gamecocks with 35.4 minutes per game during the stretch.

> Kotsar snapped his double-figure streak at UMass, however, he scored nine points, pulled down a team high nine rebounds, dished five assists and had three steals in 27 minutes of action. He also collected a crucial lose ball late in the contest on the defensive end.

> With a 12-point performance vs. Houston, Kotsar tallied his sixth game this season in double-figures (five games in double-figures last season).

## KEY STAT

> Carolina is second in the SEC and 88th nationally with a turnover margin of +2.4. The Gamecocks average just 12.7 turnovers per contest, and most recently only had nine turnovers vs. Houston.



## CAROLINA BENCH PRODUCTION

GAME	SC-OPP	DIFF.	SC HIGH BENCH SCORER
North Alabama	26-21	+5	McCreary/Cousnard, 9
Wyoming	28-13	+15	Cousnard, 12
Cleveland State	34-26	+8	Leveque, 12
Boston U	8-19	-11	Cousnard, 6
Gardner-Webb	32-9	+23	Cousnard, 16
vs. Wichita State	14-31	-17	Cousnard, 7
vs. UNI	21-28	-7	Frink, 12
George Wash.	17-15	+2	Cousnard, 12
at UMass	42-14	+28	Cousnard, 16
Houston	20-21	-1	Moss, 7
at Clemson			
at Virginia			
Stetson			
Florida			
at Tennessee			
Kentucky			
at Texas A&M			
at Auburn			
Vanderbilt			
Arkansas			
Missouri			
at Ole Miss			
Texas A&M			
at Georgia			
Tennessee			
at Miss. State			
LSU			
Georgia			
at Alabama			
Miss. State			
at Vanderbilt			

## CAROLINA SPECIALTY STATS

(PP) points in paint; (OT) points off turnovers; (2nd) second chance points; (FB) fast break points

(South Carolina-Opponent)

GAME	PP	OT	2ND	FB
North Alabama	36-20	19-14	16-6	22-4
Wyoming	26-8	19-2	10-2	19-2
Cleveland State	32-32	26-7	21-6	22-9
Boston U	34-30	7-13	22-18	9-7
Gardner-Webb	32-22	13-7	9-6	12-5
vs. Wichita State	14-26	8-20	8-2	2-11
vs. UNI	28-28	13-8	11-7	9-5
George Wash.	42-28	6-14	8-19	18-9
at UMass	52-22	20-11	14-6	22-11
Houston	18-28	11-6	8-12	4-15
at Clemson				
at Virginia				
Statson				
Florida				
at Tennessee				
Kentucky				
at Texas A&M				
at Auburn				
Vanderbilt				
at Arkansas				
Missouri				
at Ole Miss				
Texas A&M				
at Georgia				
Tennessee				
at Miss. State				
LSU				
Georgia				
at Alabama				
Miss. State				
at Vanderbilt				
<b>SC Total</b>	<b>314</b>	<b>142</b>	<b>127</b>	<b>139</b>
<b>SC Average</b>	<b>31.4</b>	<b>14.2</b>	<b>12.7</b>	<b>13.9</b>
<b>Opp Total</b>	<b>244</b>	<b>102</b>	<b>84</b>	<b>78</b>
<b>Opp Average</b>	<b>24.4</b>	<b>10.2</b>	<b>8.4</b>	<b>7.8</b>



## SOUTHEASTERN CONFERENCE STANDINGS

As of Dec. 12

Team	Conference	Overall
Arkansas	0-0	8-0
Auburn	0-0	8-0
Kentucky	0-0	6-1
Tennessee	0-0	7-1
Florida	0-0	6-2
Georgia	0-0	6-2
LSU	0-0	6-2
Mississippi State	0-0	6-2
Vanderbilt	0-0	6-2
South Carolina	0-0	6-3
Ole Miss	0-0	5-3
Missouri	0-0	4-4
Alabama	0-0	3-4
Texas A&M	0-0	3-4

## THIS WEEK IN THE SEC

### Saturday, December 14

Mississippi State vs. Kansas St. ESPNU 11:30 am  
Tulsa at Arkansas ESPNU 1:30 pm  
Alabama at Penn St. Big Ten Network 2:00 pm  
Middle Tennessee at Ole Miss SEC Network 3:00 pm  
#13 Memphis at #19 Tennessee ESPN 3:00 pm  
Saint Louis vs. #12 Auburn ESPN2 4:00 pm  
Georgia Tech at #8 Kentucky ESPN 5:00 pm  
Georgia at Arizona St. Pac-12 Network 8:00 pm  
Liberty at Vanderbilt SECN+ 8:00 pm

### Sunday, December 15

Southern Illinois at Missouri SEC Network 4:00 pm  
**South Carolina at Clemson ESPN2 5:00 pm**  
A&M-Corpus Christi at Texas A&M SECN+ 6:00 pm

## SEC DID YOU KNOW?

Six SEC coaches - Bruce Pearl, Tom Crean, John Calipari, Ben Howland, Frank Martin and Rick Barnes - have been head coaches in the Final Four with two winning national championships.

## ASSOCIATED PRESS TOP 25

Dec. 9, 2019

Rk.	Team	Record	Pts.
1	Louisville	9-0	1591
2	Kansas	7-1	1486
3	Ohio State	9-0	1464
4	Maryland	10-0	1428
5	Michigan	8-1	1286
6	Gonzaga	10-1	1235
7	Duke	9-1	1232
8	Kentucky	7-1	1170
9	Virginia	8-1	1060
10	Oregon	7-2	905
11	Baylor	7-1	872
12	Auburn	8-0	836
13	Memphis	8-1	756
14	Dayton	7-1	672
15	Arizona	9-1	654
16	Michigan State	6-3	637
17	North Carolina	6-3	615
18	Butler	9-0	529
19	Tennessee	7-1	455
20	Villanova	7-2	285
21	Florida State	8-2	253
22	Seton Hall	6-3	250
23	Xavier	9-1	216
24	Colorado	7-1	210
25	San Diego State	10-0	197

Others receiving votes: Utah State 160, Washington 144, Purdue 130, Indiana 13, Marquette 11, Liberty 9, Saint Mary's 8, Texas 6, Penn State 5, Florida 5, Georgetown 4, West Virginia 3, Richmond 3, LSU 2, DePaul 1, Duquesne 1, VCU 1

Dropped from rankings: Washington 22, Utah State 25

## ESPN/USA TODAY TOP 25

Dec. 9, 2019

Rk.	Team	Record	Pts.
1	Louisville	9-0	772
2	Ohio State	9-0	717
3	Kansas	7-1	714
4	Maryland	10-0	696
5	Duke	9-1	610
6	Gonzaga	10-1	589
7	Michigan	8-1	563
8	Virginia	8-1	533
9	Kentucky	7-1	523
10	Auburn	8-0	442
11	Baylor	7-1	438
12	Dayton	7-1	384
13	Oregon	7-2	374
14	Arizona	9-1	330
15	Michigan State	6-3	291
16	North Carolina	6-3	284
17	Memphis	8-1	263
	Tennessee	7-1	263
19	Butler	9-0	250
20	Villanova	7-2	190
21	Florida State	8-2	189
22	Seton Hall	6-3	131
23	Colorado	7-1	100
24	San Diego State	10-0	82
25	Washington	7-2	72

Others receiving votes: Purdue 68, Xavier 66, Utah State 32, VCU 17, Texas 12, Oklahoma 11, Oklahoma State 10, Indiana 10, LSU 10, DePaul 9, Marquette 8, Wichita State 6, Saint Mary's 4, Stanford 4, Florida 4, Iowa State 2, Creighton 2, Arkansas 1, Texas Tech 1, Liberty 1

Dropped from rankings: Oklahoma State 25

## SERIES BREAKDOWN

- > Carolina leads the all-time series vs. Clemson, 90-79
- > The series dates back to a 39-18 Gamecock win on Feb. 6, 1913 in Columbia
- > The Tigers have won three straight and six of the last 10 meetings between the two schools
- > Below is a breakdown of the last 10 meetings:

### CLEMSON (90-79)

**H: 54-30; A: 33-46; N: 3-3**

D. 6, 2009	A	61-72		L
D. 5, 2010	H	64-60	W	
D. 4, 2011	A	58-55	W	
D. 2, 2012	H	55-64		L
N. 17, 2013	A	57-71		L
D. 19, 2014	H	68-45	W	
D. 18, 2015	A	65-59	W	
D. 21, 2016	H	60-62		L
D. 19, 2017	A	48-64		L
D. 22, 2018	H	68-78		L

## HONORS COURT

### > AJ LAWSON

- Coaches Preseason All-SEC First Team
- Jerry West Award Preseason Watch List

## FRANK MARTIN HONORS

### 2016-17, Recipient

Jim Phelan National Coach of the Year  
*CollegeInsider.com*

### 2015-16, Recipient

Jim Phelan Award Mid-Season Honors  
*CollegeInsider.com*

### 2009-10, Finalist

National Coach of the Year  
*Associated Press*  
Naismith Trophy Coach of the Year  
*Atlanta Tipoff Club*

### 2009-10, Finalist

Jim Phelan National Coach of the Year  
*CollegeInsider.com*

### 2009-10 District Coach of the Year

National Association of Basketball Coaches  
*U.S. Basketball Writers Association*

### 2009-10 Big 12 Coach of the Year

*League Coaches, Associated Press, The Sporting News, Kansas City Star*

### 2007-08 Big 12 Coach of the Year

*CollegeInsider.com*

## SCOUTING THE TIGERS

- > Clemson is 5-4 this season and 0-2 in ACC contests, having suffered losses to Virginia Tech and at Florida State.
- > The Tigers are led by head coach Brad Brownell in his 10th season.
- > Grad transfer Tevin Mack, who previously played at Alabama, paces the team with 13.8 points per outing, and Aamir Simms adds 11.3 points and a team high 8.0 rebounds per game.
- > The Tigers average 43.8 percent from the field and 34.1 percent from 3-point range. Clemson attempts 25.6 shots from beyond the arc per game, connecting on an average of 8.8 per outing.
- > In home games, Clemson is 4-1, its only loss the season opener vs. Virginia Tech on Nov. 5.
- > Clemson has lost three-straight (vs. Colorado, at Minnesota, at Florida State) entering Sunday's game.

## NOTES TO KNOW

- > South Carolina is led by eighth-year head coach Frank Martin. Martin, the 2017 Jim Phelan National Coach of the Year, owns a 252-164 record in his 13th season as a head coach, and a 135-110 record in his eighth season at Carolina.
- > Joining Martin on the sidelines is a veteran staff, including assistant coaches Perry Clark (seventh season), Chuck Martin (third season) and Bruce Shingler (fourth season), director of basketball operations Andy Assaley (eighth season) and strength and conditioning coach Scott Greenawalt (eighth season), and several support staff members.
- > South Carolina returns a core group from last season's squad, while welcoming seven newcomers to Columbia, including five freshmen — Trey Anderson, Jalyn McCreary, Trae Hannibal, Wildens Leveque and Mike Green, transfer Seventh Woods (North Carolina/not eligible this season due to NCAA transfer rules) and graduate transfer Micaiah Henry (Tennessee Tech/immediately eligible).
- > Carolina's top returning scorer, and 2019 SEC All-Freshman Team honoree, is sophomore guard AJ Lawson, who scored 13.4 points per outing last season, while dishing 2.9 assists per game. Over the summer, Lawson competed for Team Canada at the FIBA U19 World Cup in Greece, leading the Canadians with 16.7 points per outing, including an event-high 31 points vs. Senegal.
- > R-junior guard Jair Bolden, who was unable to play last season due to NCAA transfer rules (transferred in the summer of 2018 after playing two seasons at George Washington), will bring veteran leadership and proven scoring ability to the court this season for Carolina, as the Brooklyn, N.Y., native averaged 11.2 points per game as a sophomore for the Colonials, while also pacing the team with 98 assists on the season.
- > In SEC action, the Gamecocks open league play on Jan. 7 at Colonial Life Arena against No. 6/6 Florida, while also hosting No. 2/2 Kentucky, No. 22/24 LSU, and No. -/25 Tennessee in conference play (rankings listed are preseason).
- > South Carolina returns 43.9 percent of scoring from a year ago, 48.3 percent of its made field goals, and 45.7 percent of its rebounding, following the graduation of All-SEC forward Chris Silva, who led the Gamecocks with 15.2 points and 7.6 rebounds per game, and 150 made field goals last season.

- > Sophomore guard AJ Lawson is Carolina's top returning scorer after contributing 13.4 points per outing last season. Lawson, who was named to the Jerry West Award Watch List last month, posted 18 double-figure scoring games last season, including six 20-point performances.
- > South Carolina improved to 83-29 all-time in season openers, and a perfect 8-0 under the direction of Frank Martin in season lidlifters, when the Gamecocks posted a 77-55 win over North Alabama Nov. 6 at Colonial Life Arena. Redshirt-sophomore forward Justin Minaya (17) and r-junior guard Jair Bolden (14) scored in double figures.
- > R-freshman guard Jermaine Couisnard made his college debut vs. North Alabama, putting together a strong showing with nine points, four rebounds, two assists and a block in 22 minutes of action. Couisnard missed the exhibition vs. CIU on Oct. 30 due to illness.
- > Carolina improved to 2-0 on the young season when it posted a 66-32 victory over Wyoming at Colonial Life Arena on Nov. 10. Four were in double figures for the Gamecocks, but the story of the game was the Carolina defense, which held Wyoming to just nine made field goals in the contest.
- > Sophomore guard AJ Lawson and r-freshman guard Jermaine Couisnard each tallied 12 points to pace the Gamecocks in the win over the Cowboys. Sophomore forward Alanzo Frink netted a then-career best 10 points, and r-junior guard Jair Bolden added 11.
- > Sophomore guard AJ Lawson hit seven buckets, including a pair of 3s, and was a career best 12-of-13 at the foul line to post a new career high 28 points in leading the Gamecocks over Cleveland State on Nov. 15 at Colonial Life Arena. Classmate Alanzo Frink posted the first double-double of his career as well, scoring 11 with 10 boards, including eight on the offensive glass.
- > Despite three Gamecocks in double-figures, including a game-high 22 points from sophomore guard AJ Lawson, Boston U posted a 78-70 win over Carolina on Nov. 19 at Colonial Life Arena. The Terriers connected on nine made 3-pointers, and hit an opponent season high 42.2% (27-64) from the floor.
- > The Gamecocks rebounded from their first loss of the season to post a 74-69 hard-fought win over visiting Gardner-Webb Nov. 22 at Colonial Life Arena. Five were in double-figures for the Gamecocks, led by rookie guard Jermaine Couisnard and sophomore guard AJ Lawson's 16 points each. Senior forward Maik Kotsar (11), junior Jair Bolden (10) and sophomore Alanzo Frink (10) were also in double figures. It was the first time this season that five Gamecocks have reached double figures in a game.
- > South Carolina suffered a 70-47 loss to Wichita State in its opening neutral-site game at the Cancun Challenge on Nov. 26 at the Hard Rock Hotel Riviera Maya. Senior forward Maik Kotsar was the only player in double figures for Carolina, finishing with 12 points. He also had seven rebounds, three assists and a pair of blocks in a team-high 36 minutes.

## "QUOTABLE"

*Sophomore guard AJ Lawson on having classmate Keyshawn Bryant back on the floor following his injury ...*

"He's bringing, he brought a lot of spark. He has a lot of energy when he's on the court. He's always talking and being confident. That's just what he does. And he's always talking to the freshmen and just being like a leader. He's been talking a lot and he just brings the energy and we all just pick up what he does or if he's having a bad game or, or low energy, you just pick him up cause he's just coming back and this is what he does."

## LAST TIME VS. CLEMSON



68



78

### GAME 11 (4-7)

Columbia, S.C.

Colonial Life Arena

Dec. 22, 2018

Silva leads Gamecocks with 18

**COLUMBIA (AP)** - Marquise Reed scored 20 points in his first game back since a knee injury earlier this month and Clemson held off a late South Carolina charge to win its third straight rivalry game 78-68 on Saturday.

Reed, the team's leading scorer this season, had missed the past three games since spraining his left knee late in a win over St. Peter's on Dec. 4. But he showed few effects of the injury after entering the game about three minutes in helping the Tigers (9-3) open a double-digit lead by halftime.

The Gamecocks (4-7) cut a 16-point Clemson lead 73-68 on Chris Silva's inside bucket with 44.1 seconds left. But the Tigers responded two foul shots by David Skara and a jam by Aamir Simms to seal the win.

Skara had 14 points and Elijah Thomas had 10 of his 11 points in the second half for Clemson.

Silva had 18 points for South Carolina, which lost its fourth in a row and second straight to an Atlantic Coast Conference opponent following a 69-52 defeat to No. 5 Virginia this past Wednesday night.

Reed warmed up with a brace on his left knee and after entering the game the senior quickly got into the flow with a bucket two minutes later and finished the half with 13 points.

The Tigers struggled at times to control Silva down low - and trailed 30-29 after Silva completed a 3-point play with 5:09 to play.

But Clemson closed the half with a 16-4 run the rest of the half to head to the break ahead 45-34.

Skara had a pair of 3s in the surge while John Newman III and Shelton Mitchell each added a long-range basket.

## GAME 11



Official Basketball Box Score - Game Totals - Final Statistics  
**Clemson vs South Carolina**  
12/22/18 2 p.m. ET at Columbia, S.C. (Colonial Life Arena)

### Clemson 78 • 9-3

#	Player	Total		3-Ptr		Rebounds		PF	TP	A	TO	Blk	Stl	Min
		FG	FGA	FG	FGA	FT	FTA							
14	THOMAS, Elijah	2	2	0	0	7	11	0	2	4	11	0	1	18
34	SKARA, David	4	8	2	5	4	4	1	7	8	4	14	0	27
25	SIMMS, Aamir	2	3	1	1	0	0	3	3	6	4	5	0	23
00	TRAPP, Clyde	4	7	2	5	0	0	1	4	5	3	10	1	29
04	MITCHELL, Shelton	4	9	1	5	2	3	0	2	2	1	11	2	33
02	REED, Marquise	7	12	1	3	5	6	1	4	5	2	20	4	30
05	TYSON, Hunter	0	0	0	0	0	0	0	0	0	1	0	0	3
15	NEWMAN III, John	2	2	1	1	0	0	1	5	6	0	5	0	16
35	WHITE, Javan	1	3	0	0	1	1	0	1	1	4	2	1	15
55	JEMISON, Trey	0	0	0	0	0	0	0	0	0	2	0	1	6
	Team					0	1					2		
	Totals	26	46	8	20	18	25	7	29	36	25	78	10	200

FG % 1st Half: 16-26 61.5% 2nd half: 10-20 50.0% Game: 26-46 56.5% Deadball Rebounds 1  
3FG % 1st Half: 6-14 42.9% 2nd half: 2-6 33.3% Game: 8-20 40.0%  
FT % 1st Half: 7-9 77.8% 2nd half: 11-16 68.8% Game: 18-25 72.0%

### South Carolina 68 • 4-7

#	Player	Total		3-Ptr		Rebounds		PF	TP	A	TO	Blk	Stl	Min
		FG	FGA	FG	FGA	FT	FTA							
13	HAASE, Felipe	2	5	0	1	2	2	1	1	2	4	6	2	21
24	BRYANT, Keyshawn	4	11	0	1	2	3	3	3	6	3	10	2	27
30	SILVA, Chris	4	8	0	1	10	13	1	6	7	4	18	2	32
00	LAWSON, A.J.	2	15	2	5	2	4	3	4	7	0	8	4	36
04	CAMPBELL, Tre	1	5	0	3	0	0	0	1	1	1	2	1	24
02	GRAVETT, Hassani	6	11	2	5	0	0	0	1	1	4	14	0	27
20	FRINK, Alanzo	3	7	0	0	2	5	6	1	7	4	8	0	24
23	HINSON, Evan	1	1	0	0	0	0	0	0	0	0	2	0	6
33	CUDD, Jason	0	0	0	0	0	0	0	0	0	1	0	0	3
	Team					1	1							
	Totals	23	63	4	16	18	28	15	18	33	21	68	11	200

FG % 1st Half: 11-31 35.5% 2nd half: 12-32 37.5% Game: 23-63 36.5% Deadball Rebounds 6.1  
3FG % 1st Half: 4-11 36.4% 2nd half: 0-5 0.0% Game: 4-16 25.0%  
FT % 1st Half: 8-14 57.1% 2nd half: 10-14 71.4% Game: 18-28 64.3%

Officials: Doug Simmons, Chuck Jones, Michael Roberts  
Technical fouls: Clemson-None. South Carolina-None.  
Attendance: 12269

Score by periods	1st	2nd	Total
Clemson	45	33	78
South Carolina	34	34	68

Points	In	Off	2nd	Fast	Bench
CU	22	24	5	11	27
SC	28	26	17	4	24

Last FG - CU 2nd-00:25, SC 2nd-00:44.  
Largest lead - CU by 16 2nd-16:30, SC by 7 1st-11:53.  
CU led for 28:59, SC led for 08:17. Game was tied for 02:44.

Score tied - 5 times.  
Lead changed - 4 times.

## GAME NOTABLES (LAST 3 GAMES)

### DEC. 1, GEORGE WASHINGTON

> Senior Maik Kotsar scored in double figures for the fifth straight game, finishing with 17 points. It's the first time the Tallinn, Estonia, native, has accomplished the feat. He was one rebound shy of his first double-double of the 2019-20 season.

> Kotsar notched season-highs for minutes (38) and made field goals (8) against the Colonials.

> Sophomore AJ Lawson tallied 14 points for his sixth double-figure outing of the season.

> Redshirt junior Jair Bolden and redshirt sophomore Jermaine Cousinard each had 12 points. Cousinard scored 10 of his 12 in the second half.

### DEC. 4, AT UMASS

> Sophomore guard AJ Lawson notched his fourth 20-point outing of the season, finishing with a game-high 24 in 35 minutes of action.

> Sophomore wing Keyshawn Bryant made his 2019-20 season debut tonight, scoring 13 crucial points (5-for-9 FG) in 22 minutes of work.

> Redshirt freshman Jermaine Cousinard was a spark off the bench in the second half, pouring in 12 of his 16 points (ties career high) the final 20 minutes. He was vital against UMass' full-court press, dishing out six assists (also ties career high).

> Senior forward Maik Kotsar finished with nine points and nine rebounds, snapping a career-best, five-game streak of scoring 10 or more.

> Carolina finished with a season-high 22 assists, while shooting a season-best 55 percent (33-for-60 FG) from the floor. The Gamecocks are 60-of-117 (51 percent) from the field the last two games.

### DEC. 8, HOUSTON

> Senior forward Maik Kotsar led Carolina with 12 points, his sixth double-figure outing in the last seven games.

> Sophomore guard AJ Lawson was the only other Gamecock in double figures finishing with 10 points in just 20 minutes of action.

## BENSON, IRIEL SIGN IN FALL



**PATRICK IRIEL**  
COLUMBIA, S.C.  
A.C. FLORA

“

Patrick reminds me a lot of a young Maik Kotsar. In his size, strength and ability to move. I've seen him over the last five years continue to improve as a player, to where he's become an offensive threat from the post and the perimeter from a shot-making standpoint, and he is a tremendous rebounder. I'm excited as to who he can be with the way we utilize our bigs, and his work ethic coupled with [strength coach] Scott Greenawalt and the way we play.

- Head Coach Frank Martin



”



**JA'VON BENSON**  
COLUMBIA, S.C.  
RIDGE VIEW

“

Ja'Von is young, and obviously, being local, I've been watching him for the past four years. His potential is unbelievable. He is a 6'8" with a 7'3" reach, athletic player, who is still only 17 years old. He is a young man who can really move, and has the competitiveness, strength and athleticism to really flourish in how we do things.

- Head Coach Frank Martin



”

> Sophomore guard AJ Lawson scored 20 points, his third 20+ outing of the season, against UNI (Nov. 27). Lawson connected on his first four shot attempts in the game, and finished with eight made field goals, matching his career high.

> Senior forward Maik Kotsar was named to the All-Tournament Team at the Cancun Challenge, after scoring 12 points in each matchup at the event.

> Carolina snapped its two-game losing streak when it posted a 74-65 victory over George Washington on Dec. 1 in Columbia. Senior forward Maik Kotsar continued his stretch of strong play, leading the Gamecocks with 17 points and 9 rebounds, pushing his double-figure scoring streak to five-straight games, the longest such stretch of his career.

> An 84-80 win at UMass marked the first road victory of the season for the Gamecocks Dec. 4 in Amherst. Sophomore forward Keyshawn Bryant made his season debut, scoring 13 points, and guard Jermaine Couisnard matched his season high with 16 points, as the duo provided a spark on both ends of the court off the bench in the win.

> Sophomore guard AJ Lawson posted his fourth 20-point game of the season with a game-high 24 on eight bade baskets and six made free throws in the win at UMass.

### **MORE NUMBERS**

**43.9%** - South Carolina returns 43.9 percent of its scoring from last season following the departure of All-SEC forward Chris Silva, who led Carolina with a total of 486 points - 15.2 points per game - last season.

**17/11** - In his return to the court for the first time in almost a year after missing the final 27 games of last season due to injury, r-sophomore forward Justin Minaya posted team highs of 17 points and 11 rebounds for the first double-double of his career vs. North Alabama on Nov. 6.

**23** - Sophomore guard AJ Lawson led Carolina in its lone exhibition contest with a team high 23 points. Lawson connected on 7-of-11 attempts from the floor, including a trio of 3-pointers.

**32** - Carolina held Wyoming to just 32 points in the non-conference matchup on Nov. 10. The mark was the lowest opponent point total during the seven+ seasons under Coach Martin.

**12** - Rookie forward Wildens Leveque was a perfect 4-of-4 from the floor and 4-of-5 from the free throw line for the first double-digit outing of his career, as he posted 12 points in Carolina's Nov. 15 win over Cleveland State.

**7** - Carolina committed just seven turnovers in the win over Gardner-Webb. It was the fewest this season, and tied for the fifth-fewest under the direction of head coach Frank Martin.

**500** - Senior forward Maik Kotsar recorded the 500th rebound of his career in the win over Gardner-Webb on Nov. 22. Of his 534 career boards, 204 of those - 38.2 percent - are offensive rebounds. The senior big had a crucial offensive rebound tip-out in the win over Gardner-Webb with just 21 seconds remaining and the Gamecocks up two. Junior guard Jair Bolden collected the tip-out, and sank a free throw to push the Gamecock lead to three points with 15 seconds to play.

**29** - Carolina forced 29 Cleveland State turnovers in the matchup vs. the Vikings on Nov. 15. That mark was the most ever by a Gamecock squad under the direction of Frank Martin, and ties for the third-most all-time by a Carolina team (happened three other times, most recently vs. ETSU on Nov. 24, 2002).

**38.8%** - South Carolina is holding opponents to just 38.8 percent from the field through the first 10 games of the season. That mark is fifth in the SEC and 56th nationally.

**250** - South Carolina head coach Frank Martin captured the 250th win of his celebrated career in the win over Gardner-Webb on Nov. 22. Martin's team won 117 games at Kansas State, and his Gamecocks have captured 134 victories.

### **THROWBACK JERSEYS VS. HOUSTON**

> South Carolina debuted its throwback jerseys for the first time this season for the Dec. 8 matchup vs. Houston. Fans can visit the official online store at GamecocksOnline.com to purchase the full line of throwback gear.

> The uniforms are inspired by the look of the uniforms from the 1970's era of Gamecock basketball.



## ROSTER BREAKDOWN

### Returning Starters (3)

Keyshawn Bryant  
A.J. Lawson  
Maik Kotsar

*\* based on starters for the bulk of the season*

### Returning Letterwinners (5)

Keyshawn Bryant  
Alanzo Frink  
Maik Kotsar  
A.J. Lawson  
Nathan Nelson

### Guards (7)

Jair Bolden  
Jermaine Couisnard  
Mike Green  
Trae Hannibal  
A.J. Lawson  
T.J. Moss  
Seventh Woods

### Forwards (9)

Trey Anderson  
Keyshawn Bryant  
Alanzo Frink  
Micaiah Henry  
Maik Kotsar  
Wildens Leveque  
Jalyn McCreary  
Justin Minaya  
Nathan Nelson

### By Height

Maik Kotsar (6-11)  
Wildens Leveque (6-11)  
Micaiah Henry (6-9)  
Alanzo Frink (6-7)  
Jalyn McCreary (6-7)  
Trey Anderson (6-6)  
AJ Lawson (6-6)  
Justin Minaya (6-6)  
Nathan Nelson (6-6)  
Keyshawn Bryant (6-5)  
Jermaine Couisnard (6-4)  
T.J. Moss (6-4)  
Jair Bolden (6-3)  
Trae Hannibal (6-2)  
Seventh Woods (6-2)  
Mike Green (6-1)

## 2019-20 SOUTH CAROLINA MEN'S BASKETBALL ROSTER

### Alphabetical Roster

No.	Name	Pos.	Ht.	Wt.	Cl.	Exp.	Hometown/High/Last School
2	Trey Anderson	F	6-6	203	FR	HS	San Diego, Calif./Mater Dei Catholic
52	Jair Bolden	G	6-3	215	R-JR	2VL/TR	Brooklyn, N.Y./Westtown School (Pa.)/George Washington
24	Keyshawn Bryant	F	6-5	197	SO	1VL	Winter Haven, Fla./Winter Haven
5	Jermaine Couisnard	G	6-4	211	R-FR	HS	East Chicago, Ind./Montverde Academy
20	Alanzo Frink	F	6-7	260	SO	1VL	Jersey City, N.J./Roselle (N.J.) Catholic
23	Mike Green	G	6-1	188	FR	HS	Myrtle Beach, S.C./Christian Academy of Myrtle Beach
12	Trae Hannibal	G	6-2	217	FR	HS	Hartsville, S.C./Hartsville
13	Micaiah Henry	F	6-9	235	GR	3VL	Decatur, Ga./Columbia/Tennessee Tech
21	Maik Kotsar	F	6-11	270	SR	3VL	Tallin, Estonia/Sunrise Christian Academy (Wichita, Kan.)
00	AJ Lawson	G	6-6	178	SO	1VL	Mississauga, Ontario, Canada/GTA Prep
15	Wildens Leveque	F	6-11	230	FR	HS	Brockton, Mass./Gould Academy
4	Jalyn McCreary	F	6-7	225	FR	HS	Marietta, Ga./Legacy Early College
10	Justin Minaya	F	6-6	215	R-SO	1VL	Harrington Park, N.J./Northern Valley at Old Tappan
1	TJ Moss	G	6-4	195	R-FR	HS	Memphis, Tenn./Findlay Prep (Nevada)
14	Nathan Nelson	F	6-6	189	SO	1VL	Murfreesboro, Tenn./Blackman
25	Seventh Woods	G	6-2	189	SR	3VL	Columbia, S.C./Hammond School/North Carolina

### Numerical Roster

No.	Name	Pos.	Ht.	Wt.	Cl.	Exp.	Hometown/High/Last School
00	AJ Lawson	G	6-6	178	SO	1VL	Mississauga, Ontario, Canada/GTA Prep
1	TJ Moss	G	6-4	195	R-FR	HS	Memphis, Tenn./Findlay Prep (Nevada)
2	Trey Anderson	F	6-6	203	FR	HS	San Diego, Calif./Mater Dei Catholic
4	Jalyn McCreary	F	6-7	225	FR	HS	Marietta, Ga./Legacy Early College
5	Jermaine Couisnard	G	6-4	211	R-FR	HS	East Chicago, Ind./Montverde Academy
10	Justin Minaya	F	6-6	215	R-SO	1VL	Harrington Park, N.J./Northern Valley at Old Tappan
12	Trae Hannibal	G	6-2	217	FR	HS	Hartsville, S.C./Hartsville
13	Micaiah Henry	F	6-9	235	GR	3VL	Decatur, Ga./Columbia/Tennessee Tech
14	Nathan Nelson	F	6-6	189	SO	1VL	Murfreesboro, Tenn./Blackman
15	Wildens Leveque	F	6-11	230	FR	HS	Brockton, Mass./Gould Academy
20	Alanzo Frink	F	6-7	260	SO	1VL	Jersey City, N.J./Roselle (N.J.) Catholic
21	Maik Kotsar	F	6-11	270	SR	3VL	Tallin, Estonia/Sunrise Christian Academy (Wichita, Kan.)
23	Mike Green	G	6-1	188	FR	HS	Myrtle Beach, S.C./Christian Academy of Myrtle Beach
24	Keyshawn Bryant	F	6-5	197	SO	1VL	Winter Haven, Fla./Winter Haven
25	Seventh Woods	G	6-2	189	SR	3VL	Columbia, S.C./Hammond School/North Carolina
52	Jair Bolden	G	6-3	215	R-JR	2VL/TR	Brooklyn, N.Y./Westtown School (Pa.)/George Washington

**Head Coach:** Frank Martin (Florida International, '93)

**Assistant Coach:** Perry Clark (Gettysburg, '74)

**Assistant Coach:** Chuck Martin (Monmouth, '93)

**Assistant Coach:** Bruce Shingler (St. Augustine's College, '05)

**Director of Basketball Operations:** Andy Assaley (Cincinnati, '96)

**Strength & Conditioning Coach:** Scott Greenawalt (Muskingum College, '98)

**Athletic Trainer:** Mark Rodger (Buffalo, '01)

**Video Coordinator:** Jay Gibbons (Clayton State, '03)

**Student-Athlete Development:** Doug Edwards (Florida State, '07)

**Special Assistant to the Head Coach:** Jarett Gerald (South Carolina, '11)

**Director On Campus Recruiting/Social Media:** John Reynolds (Citadel, '11)

**Graduate Student Manager:** TeMarcus Blanton (South Carolina '18)

**Graduate Student Manager:** John Ragin (South Carolina '19)

**Director of Athletics Communications and Public Relations:** Emily Miles (Ball State, '03)

### TOP RETURNING ...

Scorer ..... Lawson (13.4 ppg)  
Rebounder ..... Minaya (5.6 rpg)  
Assist Maker ..... Lawson (2.9 apg)  
FG Shooter \* ..... Bryant (45.4%)  
3-Point FG Shooter \$ ..... Lawson (35.8%)  
FT Shooter \$ ..... Lawson (66.7%)  
Shot Blocker ..... Kotsar (0.9 bpg)  
Steal Maker ..... Lawson (1.1 spg)

### PRONUNCIATION GUIDE

Jy-ear Bolden  
Mike Coat-sar  
Jermaine Coos-nard  
My-kay-uh Henry  
WILL-dens La-veck





## HEAD COACH FRANK MARTIN

HEAD COACH | 13TH SEASON OVERALL | 252-164 (.605) | EIGHTH SEASON AT SOUTH CAROLINA | 134-110 (.549)

### THE MARTIN FILE

#### COACHING

##### Experience

35th year

##### College Experience

20th season

##### College Head Coach Experience

13th season

##### Hire Date At Carolina

March 27, 2012

#### PERSONAL

##### Hometown

Miami, Fla.

##### Alma Mater

Florida International, 1993 (B.A. Physical Ed.)

##### Family

Wife, Anya

Children, Brandon, Amalia and Christian

#### COACHING RESUME

##### High School

Miami Senior High, 1985-93

Varsity Boys' Assistant Coach

Junior Varsity Boys' Head Coach

North Miami High, Head Coach, 1993-95

Miami Senior High, Head Coach, 1995-98

B.T. Washington High, Head Coach, 1999-2000

##### College Assistant Coach

Northeastern, 2000-04

Cincinnati, 2004-06

Kansas State, 2006-07

##### College Head Coach

Kansas State, 2007-12

South Carolina, 2012-present

Frank Martin was named the head men's basketball coach at the University of South Carolina on March 27, 2012, becoming the 32nd head coach in the history of the South Carolina program, which enters its 111th season as a varsity sport in 2019-20. Martin owns a 246-160 (.605) overall record as a head coach, entering his 13th season overall, and a 129-106 (.548) record entering his eighth season at South Carolina. Martin was named the 2017 Jim Phelan National Coach of the Year after leading the Gamecocks to the best season in school history during the 2016-17 campaign, as the squad advanced to the program's first Final Four and recorded a school record 26 wins.

The Gamecocks posted a 16-16 overall mark in 2018-19, which included an 11-7 record in SEC contests, placing the Gamecocks in a tie for fourth in the final league standings. The double-digit SEC wins marked the third time in the last four seasons that the Gamecocks had double-digit SEC victories, resulting in a double-bye in the league tournament in each of those campaigns as well. Martin is now the only coach in Carolina history to have three seasons with double-figure SEC victories. The Gamecocks captured their first SEC victory of the season in thrilling fashion at Florida, as senior forward Chris Silva collected a full-court pass from sophomore Felipe Haase to clinch the game on a dunk with just seconds remaining. Carolina would go on to post wins over ranked opponents in No. 14 Mississippi State and No. 16 Auburn during the league campaign as well.

Senior forward Chris Silva led the Gamecocks in scoring with 15.2 points per game, while also posting team highs of 7.6 rebounds and 1.9 blocks per outing. The standout forward earned

several preseason accolades, and during the postseason, earned All-SEC First Team and All-Defensive Team honors by league coaches, and was named to the All-SEC Second Team by the media. Two others earned postseason accolades from league coaches for their play during the season. Rookie guard A.J. Lawson was named to the SEC All-Freshman Team after providing 14.0 points per league contest, with 2.6 assists per game, as well. Senior guard Hassani Gravett was named to the SEC Community Service Team, before earning SEC Sixth Man of the Year honors. In league play, he scored 12.9 points per game, while averaging 43.9 percent from 3-point range, connecting on 43-of-98 attempts from beyond the arc.

Following the season, eight Gamecocks earned academic laurels from the SEC, continuing Carolina's success in the classroom. Rising senior Maik Kotsar also earned NABC Honors Court accolades.

Prior to his appointment in Columbia, Martin spent the previous five seasons as the head coach at Kansas State University, leading the Wildcats to the NCAA Tournament four times, including a trip to the Elite Eight, during the 2009-10 campaign when the squad won a school record 29 contests.

A native of Miami, Fla., Martin earned his bachelor's degree in physical education from Florida International in 1993. He and his wife, Anya, have three children, Brandon, a freshman on the men's basketball team at USC Upstate, Amalia and Christian.

### MARTIN'S CAREER RECORD, YEAR-BY-YEAR

YEAR	RECORD	CONFERENCE (FINISH)	POSTSEASON
2007-08	21-12	10-6 (3rd)	1-1; NCAA Tournament 2nd Round
2008-09	22-12	9-7 (t4th)	1-1; NIT
2009-10	29-8	11-5 (t2nd)	3-1; NCAA Tournament Elite Eight
2010-11	23-11	10-6 (t3rd)	1-1; NCAA Tournament Third Round
2011-12	22-11	10-8 (5th)	1-1; NCAA Tournament Third Round
2012-13	14-18	4-14 (t12th)	-
2013-14	14-20	5-13 (13th)	-
2014-15	17-16	6-12 (t11th)	-
2015-16	25-9	11-7 (t3rd)	1-1; NIT
2016-17	26-11	12-6 (t3rd)	4-1; NCAA Final Four
2017-18	17-16	7-11 (t11th)	-
2018-19	16-16	11-7 (t4th)	-
2019-20	6-4	-	-
<b>Totals</b>	<b>252-164 (.605)</b>	<b>106-102 (.509)</b>	<b>12-7 (.631)/5 NCAA/2 NIT</b>

## GAMECOCK SUPERLATIVES UNDER MARTIN

### Most Field Goals Made

1. 39, vs. High Point (March 15, 2016)
2. 37, vs. Hofstra (Nov. 22, 2015)
3. 35, vs. Marquette (March 17, 2017)
- 35, vs. Lander (Dec. 27, 2016)
5. 34, vs. George Washington (Nov. 18, 2018)
- 34, vs. Lipscomb (Nov. 27, 2015)
- 34, vs. Marshall (Dec. 30, 2013)

### Most Field Goals Attempted

1. 88, vs. Alabama (Feb. 7, 2017)
2. 82, vs. Cleveland State (Nov. 15, 2019)
3. 81, vs. Miss. State (Jan. 8, 2019)
4. 73, vs. Georgia (March 3, 2016)
5. 72, vs. Oral Roberts (Nov. 16, 2015)

### Highest Field Goal Percent

1. 60.0 (39-65) vs. High Point (March 15, 2016)
2. 58.7 (27-46) vs. Holy Cross (Nov. 13, 2016)
3. 58.3 (28-48) vs. Saint Mary's (Dec. 22, 2013)
4. 57.7 (30-52) vs. Arkansas (Jan. 26, 2013)
5. 56.9 (33-58) at Georgia (Feb. 2, 2019)

### Most 3-Point Field Goals Made

1. 16, vs. Texas A&M (Feb. 16, 2019)
2. 15, vs. Auburn (Jan. 24, 2017)
3. 14, at Tennessee (Feb. 13, 2019)
4. 13, at Texas A&M (March 5, 2019)
- 13, vs. George Washington (Nov. 18, 2018)
- 13, vs. Georgia (Feb. 21, 2018)
- 13, vs. Rider (Nov. 19, 2012)

### Most 3-Point Field Goals Attempted

1. 32, vs. Illinois State (Nov. 16, 2017)
2. 31, vs. Texas A&M (Feb. 16, 2019)
- 31, vs. Georgia (Feb. 21, 2018)
- 31, vs. Alabama (Feb. 7, 2017)
- 31, vs. Mississippi State (March 13, 2013)

### Highest 3-Point Field Goal Percentage (min. 10 attempts)

1. 73.3 (11-15) vs. Auburn (March 12, 2014)
2. 68.8 (11-16) at Georgia (Feb. 2, 2019)
3. 66.7 (10-15) vs. Arkansas (Feb. 9, 2019)
4. 60.9 (14-23) at Tennessee (Feb. 13, 2019)
5. 58.3 (7-12) vs. Arkansas (Jan. 26, 2013)

### Most Free Throws Made

1. 46, vs. Memphis (Jan. 2, 2016)
2. 35, vs. Alabama (Feb. 7, 2017)
3. 30, vs. Arkansas (March 13, 2014)
4. 29, vs. Missouri (Jan. 13, 2019)
- 29, vs. Norfolk State (Nov. 14, 2015)

### Most Free Throws Attempted

1. 63, vs. Memphis (Jan. 2, 2016)
2. 50, vs. Alabama (Feb. 7, 2017)
- 46, vs. Alabama (Jan. 30, 2016)
- 42, vs. Norfolk State (Nov. 14, 2015)
5. 41, vs. Mississippi State (Jan. 26, 2016)
- 41, vs. Arkansas (March 13, 2014)

### Highest Free Throw Percentage (min. 10 attempts)

1. 93.8 (15-16) vs. Holy Cross (Nov. 13, 2016)
2. 93.3 (14-15) vs. Tennessee (Jan. 20, 2015)
3. 92.9 (13-14) at Georgia (Feb. 17, 2015)
4. 92.3 (12-13) at Tennessee (March 7, 2015)
5. 88.2 (15-17) vs. Gardner-Webb (Nov. 22, 2019)

### Most Offensive Rebounds

1. 26, vs. Cleveland State (Nov. 15, 2019)
- 26, vs. Vanderbilt (Feb. 13, 2014)
3. 24, at St. John's (Nov. 29, 2012)
4. 23, vs. Alabama (Feb. 7, 2017)
5. 22, at Texas A&M (Feb. 3, 2018)

### Most Defensive Rebounds

1. 38, vs. Oklahoma State (Dec. 6, 2014)
- 38, vs. Longwood (Nov. 9, 2013)
3. 37, vs. Limestone (Dec. 27, 2017)
4. 35, vs. George Washington (Dec. 1, 2019)
- 35, vs. Memphis (Jan. 2, 2016)
6. 34, vs. Vanderbilt (Jan. 9, 2016)
- 34, vs. Western Carolina (Nov. 30, 2015)

### Most Total Rebounds

1. 53, vs. Memphis (Jan. 2, 2016)
2. 52, vs. Limestone (Dec. 27, 2017)
- 52, vs. Alabama (Feb. 7, 2017)
4. 51, vs. Mississippi State (Jan. 26, 2016)
- 51, vs. Western Carolina (Nov. 30, 2015)

### Most Personal Fouls

1. 33, at Georgia (Feb. 22, 2014)
2. 32, vs. Illinois State (Nov. 16, 2017)
- 32, vs. Marshall (Dec. 30, 2013)
4. 31, at Texas A&M (Jan. 15, 2014)
5. 30, at Memphis (Dec. 30, 2016)
- 30, at Auburn (Feb. 26, 2014)

### Most Points

1. 98, vs. Auburn (Jan. 24, 2017)
2. 97, vs. North Greenville (Dec. 31, 2018)
3. 94, vs. LSU (Feb. 10, 2016)
- 94, vs. Hofstra (Nov. 22, 2015)
5. 93, vs. Marquette (March 17, 2017)

### Fewest Points

1. 36, at Florida (Jan. 30, 2012)
2. 41, vs. Florida (Feb. 10, 2018)
- 43, at Kentucky (Feb. 14, 2015)
- 43, vs. Kentucky (Jan. 24, 2015)
4. 44, vs. Tennessee (March 14, 2014)

### Most Assists

1. 25, vs. High Point (March 15, 2016)
2. 24, vs. Lipscomb (Nov. 27, 2015)
3. 23, vs. Auburn (Jan. 24, 2017)
4. 22 at UMass (Dec. 4, 2019)
- 22, at FIU (Nov. 27, 2017)
- 22, at Texas A&M (Feb. 6, 2015)
- 22, vs. Rider (Nov. 19, 2012)

### Fewest Turnovers

1. 5, vs. Georgia (Feb. 21, 2018)
- 5, vs. Gonzaga (April 1, 2017)
3. 6, vs. Texas A&M (Jan. 7, 2017)
- 6, vs. Kentucky (March 1, 2014)
5. 7, vs. Gardner-Webb (Nov. 22, 2019)
- 7, at Georgia (Jan. 13, 2018)
- 7, at USF (Dec. 17, 2016)
- 7, vs. Mississippi State (Feb. 28, 2015)
- 7, at Georgia (Feb. 17, 2015)
- 7, vs. Georgia (Feb. 22, 2014)
- 7, vs. Akron (Dec. 28, 2013)
- 7, at Kentucky (Feb. 5, 2013)
- 7, vs. Vanderbilt (Jan. 19, 2013)

### Most Blocks

1. 12, vs. Coastal Carolina (Nov. 30, 2018)
2. 11, vs. North Greenville (Dec. 31, 2018)
- 11, at Texas A&M (Feb. 3, 2018)
4. 10, vs. Lander (Dec. 27, 2016)
- 10, vs. High Point (March 15, 2016)
- 10 vs. UNC Asheville (Nov. 26, 2014)

### Most Steals

1. 14, vs. Cleveland State (Nov. 15, 2019)
- 13, vs. FIU (Dec. 4, 2016)
- 13, vs. Francis Marion (Dec. 30, 2015)
- 13, at Marshall (Dec. 1, 2014)
5. 12, at Tennessee (Jan. 11, 2017)
- 12, vs. Syracuse (Nov. 26, 2016)
- 12, vs. USF (Dec. 5, 2015)
- 12, vs. Lipscomb (Nov. 27, 2015)
- 12, vs. Ole Miss (March 12, 2015)
- 12, vs. UNC Asheville (Nov. 26, 2014)

### Most Points By Opponent

1. 97, at Georgia (Jan. 22, 2014)
2. 92, Tennessee (Jan. 29, 2019)
3. 90, vs. Alabama (Feb. 7, 2017)
- 90, vs. Missouri (Feb. 28, 2013)
5. 89, at Michigan (Dec. 8, 2018)
- 89, vs. Kentucky (Feb. 13, 2016)
- 89, at St. John's (Nov. 29, 2012)

### Fewest Point By Opponent

1. 32, vs. Wyoming (Nov. 10, 2019)
2. 44, vs. Longwood (Nov. 9, 2013)
3. 45, vs. Limestone (Dec. 27, 2017)
- 45, vs. Akron (Dec. 28, 2013)
- 45, vs. Cornell (Nov. 20, 2014)
- 45, vs. Clemson (Dec. 19, 2014)

### Most Field Goals Made By Opponent

1. 36, vs. Tennessee (Jan. 29, 2019)
2. 34, at Tennessee (Feb. 13, 2019)
3. 33, at St. John's (Nov. 29, 2012)
4. 32, vs. Missouri (March 9, 2019)
5. 31, vs. Texas A&M (Feb. 16, 2019)
- 31, vs. Wofford (Nov. 26, 2018)
- 31, vs. Kentucky (Feb. 13, 2016)

### Fewest Field Goals Made By Opponent

1. 9, vs. Wyoming (Nov. 19, 2019)
2. 10, vs. Michigan (Nov. 23, 2016)
3. 11, vs. Georgia (March 9, 2019)
- 11, vs. Georgia (Jan. 31, 2015)
5. 13, vs. Limestone (Dec. 27, 2017)
- 13, vs. Akron (Dec. 28, 2013)
- 13, vs. Longwood (Nov. 9, 2013)

### Highest Opponent Field Goal Percent

1. 69.6 (32-46) vs. Missouri (Feb. 28, 2013)
2. 61.4 (27-44) at Kentucky (Feb. 5, 2013)
3. 58.8 (30-51) at Alabama (Jan. 9, 2018)
4. 58.5 (24-41) vs. Auburn (Jan. 12, 2013)
5. 58.3 (28-48) at Kentucky (Jan. 21, 2017)

### Most Rebounds By Opponent

1. 62, vs. Alabama (Feb. 7, 2017)
2. 49, vs. LSU (Jan. 19, 2019)
- 49, vs. Stony Brook (Nov. 9, 2018)
- 49, vs. Seton Hall (Dec. 12, 2016)
- 49, vs. LSU (Feb. 14, 2013)

### Fewest Rebounds By Opponent

1. 16, vs. Holy Cross (Nov. 13, 2016)
2. 20, vs. NC A&T (Dec. 30, 2014)
3. 21, vs. Wyoming (Nov. 10, 2019)
4. 22, vs. Drexel (Dec. 15, 2015)
- 22, vs. Morgan State (Nov. 16, 2012)
6. 23, vs. Hofstra (Nov. 22, 2015)
- 23, vs. Alabama (Jan. 13, 2015)
- 23, vs. Manhattan (Dec. 22, 2012)
- 23, vs. Rider (Nov. 19, 2012)

## GAMECOCK BASKETBALL STAFF



### > **PERRY CLARK, ASSISTANT COACH**

- > Seventh season on staff at South Carolina
- > Former head coach at Tulane, Miami (Fla.) and Texas A&M-Corpus Christi
- > Has over 30 years of coaching experience
- > Has coached 20 players who were drafted or have gone on to play in the NBA, including Gamecock Sindarius Thornwell



### > **CHUCK MARTIN, ASSISTANT COACH**

- > Is in his third season on staff at Carolina
- > Has over 15 years of coaching experience at the Division I level
- > Was the head coach at Marist for five years (2008-13)
- > Played collegiately at Champlain Junior College, before finishing his career at Monmouth



### > **BRUCE SHINGLER, ASSISTANT COACH**

- > Is in his fourth season on staff with the Gamecocks
- > Prior to time at Carolina, was an assistant for four seasons at Towson
- > Played collegiately at St. Augustine's College
- > Prior to time in college, coached AAU, sending over 40 of his players to Division I institutions



### > **ANDY ASSALEY, DIRECTOR OF OPERATIONS**

- > In his eighth season at Carolina, and his 12th season with Martin
- > Has over 20 years of experience working in college basketball
- > A graduate of Cincinnati



### > **SCOTT GREENAWALT, STRENGTH AND CONDITIONING COACH**

- > Eighth season with the Gamecocks and his 12th with Martin
- > Has coached over 10 all-conference players, including Michael Beasley (Kansas State) and Sindarius Thornwell (Carolina)
- > Has helped train numerous professional athletes, such as Kevin Youkilis, former MLB player
- > Played football at Muskingum College in Ohio



### > **MARK RODGER, ATHLETIC TRAINER**

- > In his 14th season with the Gamecocks
- > Native of Berlin, Germany, and a graduate of the University of Buffalo



### > **DOUG EDWARDS, DIRECTOR OF PLAYER DEVELOPMENT**

- > Is in his eighth season on staff at Carolina
- > Former standout at Florida State, and was the 15th overall pick in the 1993 NBA Draft by the Atlanta Hawks
- > Brother, Allen, is the head coach at Wyoming



### > **JAY GIBBONS, VIDEO COORDINATOR**

- > Fifth season on staff with the Gamecocks
- > Prior to his time at Carolina, was an assistant coach at Savannah State
- > Played collegiately at Clayton State, where he helped his team reach two NCAA D-II Final Four's



**JARETT  
GERALD**

Special Asst. to  
the Head Coach




**JOHN  
REYNOLDS**

Dir. of On-Cam-  
pus Recruiting/  
Social Media



**TEMARCUS  
BLANTON**

Graduate  
Student  
Manager



**JOHN  
RAGIN**

Graduate  
Student  
Manager



**EMILY  
MILES**

Director of  
Communications and  
Public Relations



**ALEXA  
APPELMAN**

Sports  
Dietician





# COLONIAL LIFE ARENA

HOME OF GAMECOCK BASKETBALL [COLONIAL LIFE ARENA RECORD: 202-97 (.675)]

## FUN FACTS ABOUT COLONIAL LIFE ARENA

- > **16,880** cubic yards of earth moved, which is enough to fill 222 swimming pools
- > **3,848** tons of steel, which would weigh equal to 96,200 quarters, which would equal \$24,050
- > **125** miles of cable, which would stretch between Columbia and Folly Beach
- > **1,872** tons of cooling, which would cool an average of 12 grocery stores
- > **205,384** bricks and **60,137** concrete blocks, which would stretch the entire length of Lake Murray (41 miles)
- > **8,750** gallons of paint, which would paint approximately 115 average Columbia 2-story houses
- > **4,781** square yards of carpet, which would carpet approximately the field at Williams-Brice Stadium
- > **443** people working on building the arena at a given time, which would staff 44 fast food restaurants
- > **1,158,000** man-hours to complete Colonial Life Arena, which would equal two working hours from each person living in the Columbia Metro area



SOUTH CAROLINA VS. KENTUCKY, JAN. 16, 2018

## KEY ARENA DATES/ MEMORABLE MOMENTS

> **April 2001** - Construction begins

> **Nov. 24, 2002** - Carolina defeats ETSU, 71-66, in its first contest in the building

> **Jan. 8, 2003** - The Gamecocks post a 55-49 win in the first SEC contest at the building over Ole Miss.

> **March 15, 2006** - Carolina defeats Western Kentucky, 74-55, in the first round of the Postseason NIT. The Gamecocks would go on to win their second straight NIT Championship later that month.

> **Jan. 21, 2009** - Zam Fredrick scores on a last second lay-in to propel the Gamecocks past Florida, 70-69, at the buzzer. Carolina would go on to capture the 2009 SEC Eastern Division Co-Championship.

> **Jan. 26, 2010** - Led by heralded senior Devan Downey, Carolina posted its first win over a No. 1 ranked opponent (AP poll) in school history when it defeated top-ranked Kentucky, 68-62.

> **Feb. 7, 2017** - The Gamecocks would battle Alabama into a four-overtime contest, with the Crimson Tide eventually closing the 90-86 win. Senior guard Sindarius Thornwell scored 44 points and pulled down 21 rebounds in the game. Carolina would go on to its first Final Four in program history later that season.

> **Nov. 15, 2019** - Carolina captures its 200th victory at Colonial Life Arena with a 90-63 win over Cleveland State.



CHRIS SILVA, 2018 AND 2019 FIRST TEAM ALL-SEC (COACHES)



DEVAN DOWNEY VS. KENTUCKY, JAN. 26, 2010



SINDARIUS THORNWELL, 2017 EAST REGIONAL ALL-TOURNAMENT MOST OUTSTANDING PLAYER



# 2019-20 GAMECOCK SUPERLATIVES

## GAMECOCKS' RECORD WHEN ...

At home	5-2
On the road	1-0
At neutral sites	0-2
In overtime	0-0
vs. Top 25 team	0-0
vs. Top 10 team	0-0
vs. Top 3 team	0-0
Leading at half	6-1
Trailing at half	0-3
Tied at half	0-0
Shooting 50% or better	2-1
Shooting between 39-49.9%	3-1
Shooting less than 39%	1-3
Opp. shooting 50% or better	0-1
Opp. shooting between 39-49.9%	3-3
Opp. shooting less than 39%	3-0
Shooting better than opp.	5-1
Shooting worse than/equal to opp.	1-3
Starters out-score opp. starters	4-2
Opp. starters score/equal more	2-2
Bench out-scores opp. bench	6-0
Opp. bench scores/equals more	0-4
Having more FTs than opp.	3-0
Having equal/less FTs than opp.	3-4
Have more TOs than opp.	2-2
Having equal/less TOs than opp.	4-2
Having more rebounds than opp.	6-1
Having equal/less rebounds than opp.	0-3
Making 6 or more 3FGs	2-2
Having 15 or more assists	3-0
Score more points in paint than opp.	5-1
Scoring equal/less points in paint than opp.	1-3
Scoring more points off TOs than opp.	5-2
Scoring equal/less points off TOs than opp.	1-2
Scoring more 2nd-chance points than opp.	5-3
Scoring equal/less 2nd-chance points than opp.	1-1
Scoring more fast break points than opp.	6-2
Scoring equal/less fast break points than opp.	0-2
Wearing White uniforms	4-2
Wearing Garnet uniforms	0-0
Wearing Black uniforms	2-1
Wearing Throwback uniforms	0-1
Playing on live TV/live broadcast	6-4
Playing in November	4-3
Playing in December	2-1
Playing in January	0-0
Playing in February	0-0
Playing in March	0-0
Playing a day-game	2-1
Playing a night-game	4-3
Playing on Sunday	2-1
Playing on a Monday	0-0
Playing on a Tuesday	0-2
Playing on a Wednesday	2-1
Playing on a Thursday	0-0
Playing on a Friday	2-0
Playing on a Saturday	0-0
Scoring margin is 5 points or less	2-0
Margin is between 6-10	1-2
Margin is between 11-20	0-0
Margin is more than 20	3-2
Scoring 59 points or less	0-2
Scoring 60-69 points	1-0
Scoring 70-79 points	3-2
Scoring 80-89 points	1-0
Scoring 90-99 points	1-0
Scoring 100+ points	0-0

## MISCELLANEOUS

Current streak	L1
Home court streak	L1
Away streak	W1
Neutral court streak	L2

Scoring Leaders	'19-20	Career
AJ Lawson	6	18
Maik Kotsar	3	7
Jermaine Cousinard	2	2
Justin Minaya	1	4

Rebounding Leaders	'19-20	Career
Maik Kotsar	5	25
Justin Minaya	3	6
Alanzo Frink	2	4
AJ Lawson	1	8
Jair Bolden	1	1*
Wildens Leveque	1	1

Assists Leaders	'19-20	Career
Jermaine Cousinard	4	4
AJ Lawson	3	15
Justin Minaya	3	8
Maik Kotsar	1	10
TJ Moss	1	2
Jair Bolden	1	1*

Blocks Leaders	'19-20	Career
Maik Kotsar	5	25
Jalyn McCreary	2	2
Justin Minaya	2	6
Alanzo Frink	1	4
AJ Lawson	1	3
Wildens Leveque	1	1
Jermaine Cousinard	1	1

Steals Leaders	'19-20	Career
Maik Kotsar	3	25
Jair Bolden	3	3*
AJ Lawson	2	11
Trae Hannibal	2	2
Justin Minaya	1	7
Jermaine Cousinard	1	1

Double-Figure Scoring	'19-20	Career
AJ Lawson	8	26
Jair Bolden	6	32
Maik Kotsar	6	31
Alanzo Frink	4	4
Jermaine Cousinard	4	4
Justin Minaya	1	15
Keyshawn Bryant	1	15
Wildens Leveque	1	1

20+ points	'19-20	Career
AJ Lawson	4	10

30+ points	'19-20	Career
-		

Double-Figure Rebounding	'19-20	Career
Maik Kotsar	1	3
Justin Minaya	1	1
Alanzo Frink	1	1

5+ assists	'19-20	Career
Jermaine Cousinard	2	2
AJ Lawson	1	9

3+ steals	'19-20	Career
Maik Kotsar	2	11
AJ Lawson	1	6
Jair Bolden	1	2
Trae Hannibal	1	1
Jermaine Cousinard	1	1

2+ blocks	'19-20	Career
Maik Kotsar	5	18
Wildens Leveque	2	2
Jalyn McCreary	2	2
Alanzo Frink	1	3
AJ Lawson	1	2
Justin Minaya	1	2

Double-Doubles	'19-20	Career
Justin Minaya	1	1
Alanzo Frink	1	1

## Miscellaneous

Largest Halftime Lead	
SC	19, vs. Wyoming (Nov. 10, 2019)
Opp	19, Wichita State (Nov. 26, 2019)
Smallest Halftime Lead	
SC	3, 2x, last vs. Gardner-Webb (Nov. 22, 2019)
Opp	7, UNI (Nov. 27, 2019)
Fewest Points In First Half	
SC	22, vs. Wichita State (Nov. 26, 2019)
Opp	16, Wyoming (Nov. 10, 2019)
Most Points In First Half	
SC	45, vs. Cleveland State (Nov. 15, 2019)
Opp	41, Wichita State (Nov. 26, 2019)
Fewest Points In Second Half	
SC	25, vs. Wichita State (Nov. 26, 2019)
Opp	16, Wyoming (Nov. 10, 2019)
Most Points In Second Half	
SC	45, 2x, last at UMass (Dec. 4, 2019)
Opp	45, UMass (Dec. 4, 2019)
Most Points in Overtime	
SC	-
Opp	-
Largest Margin of Victory	
SC	34, vs. Wyoming (Nov. 10, 2019)
Opp	23, Wichita State (Nov. 26, 2019)
Smallest Margin of Victory	
SC	4, vs. UMass (Dec. 4, 2019)
Opp	6, UNI (Nov. 27, 2019)

Dunks	'19-20	Career
Wildens Leveque	4	4
Maik Kotsar	4	12
Keyshawn Bryant	3	32
Trae Hannibal	3	3
AJ Lawson	2	15
Alanzo Frink	1	1
Jalyn McCreary	1	1

\* indicates at Carolina

# 2019-20 GAME-BY-GAME

	Date	Result	FG-A	Pct	3FG-A	Pct	FT-A	Pct	O-D-Total	PF	Pts	A	TO	Blk	Stl	Min	Half
North Alabama			15-61	.246	2-21	.095	23-33	.697	15-22-37	30	55	7	18	6	7	200	27
South Carolina	Nov. 6, 2019	W, 77-55	28-57	.491	2-9	.222	19-36	.528	14-32-46	27	77	13	20	5	8	200	37
Wyoming			9-39	.231	4-17	.235	10-18	.556	3-18-21	12	32	5	15	2	2	200	16
South Carolina	Nov. 10, 2019	W, 66-32	25-59	.424	9-27	.333	7-12	.583	11-30-41	20	66	14	11	5	9	200	35
Cleveland State			20-51	.392	2-11	.182	21-27	.778	10-31-41	29	63	10	29	5	5	200	40
South Carolina	Nov. 15, 2019	W, 90-63	31-82	.378	8-25	.320	20-31	.645	26-21-47	20	90	14	10	5	14	200	45
Boston U &			27-64	.422	9-25	.360	15-22	.682	12-26-38	17	78	15	11	2	7	200	35
South Carolina	Nov. 19, 2019	L, 78-70	27-67	.403	4-22	.182	12-21	.571	16-27-43	16	70	14	13	5	6	200	38
Gardner-Webb &			21-54	.389	8-19	.421	19-22	.864	8-21-29	21	69	11	8	2	4	200	29
South Carolina	Nov. 22, 2019	W, 74-69	27-62	.435	5-19	.263	14-15	.882	8-24-32	17	74	17	7	9	6	200	32
vs. Wichita State \$			23-56	.411	7-27	.259	17-23	.739	11-32-43	19	70	17	16	3	9	200	41
South Carolina	Nov. 26, 2019	L, 70-47	18-56	.321	3-10	.300	8-17	.471	11-23-34	24	47	8	19	4	9	200	22
vs. UNI \$			25-51	.490	8-20	.400	20-24	.833	7-24-31	12	78	9	14	0	3	200	44
South Carolina	Nov. 27, 2019	L, 78-72	30-60	.500	7-19	.368	5-11	.455	7-20-27	21	72	13	10	4	7	200	37
George Washington			23-69	.333	8-36	.222	11-15	.733	12-20-32	15	65	10	4	3	7	200	23
South Carolina	Dec. 1, 2019	W, 74-65	30-57	.526	3-14	.214	11-18	.611	11-35-46	14	74	16	12	6	1	200	35
at UMass			23-49	.469	10-23	.435	24-34	.706	7-22-29	24	80	16	19	4	7	200	35
South Carolina	Dec. 4, 2019	W, 84-80	33-60	.550	2-10	.200	16-26	.615	10-21-31	26	84	22	16	2	9	200	39
Houston			26-52	.500	9-17	.529	15-22	.682	12-29-41	15	76	16	17	6	2	200	39
South Carolina	Dec. 8, 2019	L, 76-56	20-62	.323	6-25	.240	10-16	.625	12-17-29	20	56	14	9	4	4	200	27

¢ - Cancun Challenge (Columbia, S.C.) | \$ - Cancun Challenge (Cancun, Mexico) | \* - indicates SEC contest







## 2019-20 SOUTH CAROLINA BASKETBALL


OVERALL: 6-4; SEC: 0-0; HOME: 5-2; AWAY: 1-0; NEUTRAL: 0-2

DATE	OPP.	W/L	SCORE	RECORD (SEC)	POINTS	REBOUNDS	ASSISTS	BLOCKS	STEALS	ATTENDANCE
11/6	North Alabama	W	77-55	1-0 (-)	Minaya (17)	Minaya (11)	Lawson (4)	Kotsar (2)	Bolden/Hannibal (2)	11,927 (paid)
11/10	Wyoming	W	66-32	2-0 (-)	Lawson/Couisnard (12)	Frink (7)	Minaya (3)	McCreary (2)	Lawson (3)	10,255 (paid)
11/15	Cleveland State	W	90-63	3-0 (-)	Lawson (28)	Kotsar (12)	Lawson/Moss (4)	McCreary (3)	Bolden (3)	10,083 (paid)
11/19	Boston U &	L	78-70	3-1 (-)	Lawson (22)	3 with 7	Lawson (5)	Kotsar (2)	Minaya (2)	10,113 (paid)
11/22	Gardner-Webb &	W	74-69	4-1 (-)	Lawson/Couisnard (16)	Kotsar (6)	Couisnard (6)	Minaya (4)	Bolden (2)	10,022 (paid)
11/26	vs. Wichita State \$	L	70-47	4-2 (-)	Kotsar (12)	Leveque (8)	Kotsar (3)	Kotsar (2)	Kotsar (3)	1,311
11/27	vs. UNI \$	L	78-72	4-3 (-)	Lawson (20)	Minaya/Frink (5)	Bolden/Couisnard (3)	Kotsar/Lawson (2)	Hannibal (3)	1,175
12/1	George Washington	W	74-65	5-3 (-)	Kotsar (17)	Kotsar (9)	Minaya/Couisnard (4)	Kotsar/Leveque (2)	Kotsar (1)	9,843 (paid)
12/4	at UMass	W	84-80	6-3 (-)	Lawson (24)	Kotsar (9)	Couisnard (6)	Minaya/Couisnard (1)	Kotsar (3)	3,043
12/8	Houston	L	76-56	6-4 (-)	Kotsar (12)	Minaya (6)	Minaya (4)	Frink (3)	Couisnard (3)	11,164 (paid)

♣ - Cancun Challenge (Columbia, S.C.) | \$ - Cancun Challenge (Cancun, Mexico) | \* - indicates SEC contest | home games in **bold**

	<b>90</b>	<b>GAME 3 (3-0)</b> Columbia, S.C. Colonial Life Arena Nov. 15, 2019 <i>Lawson scores career high 28</i>
	<b>63</b>	

Last FG - CSU 2nd-03:37, SC 2nd-00:53. Score tied - 1 time.  
 Largest lead - CSU by 2 1st-18:13, SC by 29 2nd-00:53. Lead changed - 2 times.  
 CSU led for 00:25, SC led for 37:55. Game was tied for 01:14.




70

78

GAME 4 (3-1)

Columbia, S.C.  
Colonial Life Arena  
Nov. 19, 2019  
*Gamecocks suffer first loss*




74

69

GAME 5 (4-1)

Columbia, S.C.  
Colonial Life Arena  
Nov. 22, 2019  
*Cousinard shines in win*



47

70

GAME 6 (4-2)

Cancun, Mexico  
Hard Rock-Riviera Maya  
Nov. 26, 2019  
*Kotsar leads the way with 12*

**COLUMBIA (AP)** - Boston's balanced offensive attack was more than enough to counter South Carolina star guard AJ Lawson in a, 78-70, upset victory on Tuesday.


The Terriers (3-2) had six players with at least six points, led by Javante McCoy with 17, and consistently whipped the Gamecocks (3-1) on backdoor cuts and outlet passes for uncontested 3-pointers. Lawson scored 22 and was in the middle of nearly every big play but got sparse help from his teammates.

The Gamecocks kept settling for 3-pointers despite shooting a mere 31% from long distance coming in. They were 4-of-22 Tuesday and left nine points at the line.

South Carolina allowed 12 offensive rebounds and Boston scored 18 points off them. The Terriers clinched the game with an 11-2 run after it was tied at 60 with seven minutes to go.

It was the Terriers first win in program history over an SEC team, although they beat current SEC member Texas A&M in 1986, when the Aggies were in the Southwest Conference.

GAME 4



Official Basketball Box Score - Game Totals - Final Statistics  
**Boston U vs South Carolina**  
11/19/19 7 p.m. ET at Columbia, S.C. (Colonial Life Arena)

Boston U 78 • 3-2

#	Player	Total		3-Ptr		Rebounds		PF	TP	A	TO	Blk	Stl	Min	
		FG-FGA	FT-FTA	FG-FGA	FT-FTA	Off	Def								Tot
05	Whyte, Walter	f	3-12	1-5	1-3	5	3	8	2	8	0	3	1	2	28
51	Mahoney, Max	f	4-7	0-0	1-3	1	5	6	4	9	1	0	0	1	29
03	Vilarino, Alex	g	3-8	1-2	5-7	0	5	5	1	12	6	2	0	0	26
35	Harper, Jonas	g	3-6	0-5	4-4	0	3	3	2	13	1	0	0	1	31
20	McCoy, Javante	g	6-15	1-6	4-5	1	6	7	2	17	5	2	1	1	35
00	Brittain-Watts, E.	g	3-6	2-4	0-0	0	1	1	1	8	1	2	0	0	12
14	Petcash, Andrew	g	2-4	1-3	0-0	0	0	0	1	5	0	0	0	0	15
32	Hemphill, Jack	g	2-4	0-0	0-0	3	0	3	1	4	0	0	0	0	7
35	Tynen, Fletcher	g	0-0	0-0	0-0	0	0	0	1	0	0	0	0	0	4
41	Mathon, Sukhmail	g	1-2	0-0	0-0	1	2	3	2	2	1	1	0	1	13
	Team					1	1	2							
	Totals		27-64	9-25	15-22	12	26	37	17	78	15	11	2	7	200

FG % 1st Half: 14-37 37.8%

2nd half: 13-27 48.1%

Game: 27-64 42.2%

3FG % 1st Half: 5-13 38.5%

2nd half: 4-12 33.3%

Game: 9-25 36.0%

FT % 1st Half: 2-5 40.0%

2nd half: 13-17 76.5%

Game: 15-22 68.2%

Deadball Rebounds 4

South Carolina 70 • 3-1

#	Player	Total		3-Ptr		Rebounds		PF	TP	A	TO	Blk	Stl	Min	
		FG-FGA	FT-FTA	FG-FGA	FT-FTA	Off	Def								Tot
10	MINAYA, Justin	f	2-4	0-1	6-8	2	1	3	0	10	1	0	1	2	27
20	FRINK, Alanzo	f	3-6	0-1	2-4	2	4	6	0	8	0	1	0	0	17
21	KOTSAR, Maik	f	7-10	0-0	0-1	3	4	7	2	14	0	1	2	1	36
00	LAWSON, AJ	g	8-18	2-8	4-6	2	5	7	3	22	5	0	0	2	38
52	BOLDEN, Jair	g	4-10	0-4	0-0	1	6	7	2	8	2	3	1	0	25
01	MOSS, TJ	g	0-6	0-3	0-2	0	2	2	0	4	3	0	0	1	20
04	MCCREARY, Jalyin	g	1-2	0-0	0-0	1	0	1	0	2	0	0	0	0	4
05	COUSINARD, Jermaine	g	2-10	2-5	0-0	2	3	5	2	6	1	3	0	0	19
12	HANNIBAL, Trae	g	0-0	0-0	0-0	0	0	0	4	0	1	1	0	0	6
15	LEVEQUE, Wildens	g	0-1	0-0	0-0	2	0	2	1	0	0	0	1	0	8
	Team					1	2	3							
	Totals		27-67	4-22	12-21	16	27	43	16	70	14	13	5	6	200

FG % 1st Half: 15-35 42.9%

2nd half: 12-32 37.5%

Game: 27-67 40.3%

3FG % 1st Half: 3-12 25.0%

2nd half: 1-10 10.0%

Game: 4-22 18.2%

FT % 1st Half: 5-10 50.0%

2nd half: 7-11 63.6%

Game: 12-21 57.1%

Deadball Rebounds 7.1

Officials: Michael Stephens, Brian Shy, Matt Jarman

Technical fouls: Boston U-None. South Carolina-None.

Attendance: 10113

Cancun Challenge

Score by periods	1st	2nd	Total
Boston U	35	43	78
South Carolina	38	32	70

Points

Paint

T/O

Off

2nd

Fast

Chance

Break

Bench

SC

30

13

18

7

19

8

Last FG - BOSTONU 2nd-01:55, SC 2nd-00:02.

Largest lead - BOSTONU by 10 2nd-00:07, SC by 6 1st-16:24.

BOSTONU led for 24:40, SC led for 08:20. Game was tied for 07:00.

**COLUMBIA (AP)** - Jermaine Cousinard converted a three-point play with just over a minute to go Friday as South Carolina slipped past Gardner-Webb, 74-69.

The winless Bulldogs (0-5) gave the Gamecocks (4-1) all they could handle, constantly slicing through their defense and burying 3-pointers over South Carolina's lunging guards. Eric Jamison Jr.'s fast-break layup gave the Bulldogs the lead with 81 seconds to go, but Cousinard got the ball at the high post and swished a jumper, with the foul.


Jose Perez's layup circled out of the cylinder and Alanzo Frink rebounded it, but the Bulldogs' defense forced another rushed South Carolina 3-pointer. Cousinard's attempt missed, but Maik Kotsar tapped the rebound to Jair Bolden, who covered it as Gardner-Webb had to foul.

Bolden made one free throw and the Gamecocks survived another Gardner-Webb 3-point attempt and escaped.

Jamison topped the Bulldogs with 19 points as four of five starters scored in double figures. AJ Lawson and Cousinard both scored 16 to pace South Carolina. Kotsar scored 11 with a team-high six rebounds.

The Gamecocks only had three more rebounds than Gardner-Webb, despite a sizable height advantage, and were a mere 5-of-19 shooting on 3-pointers.

GAME 5



Official Basketball Box Score - Game Totals - Final Statistics  
**Gardner-Webb vs South Carolina**  
11/22/19 7 p.m. ET at Columbia, S.C. (Colonial Life Arena)

Gardner-Webb 69 • 0-5

#	Player	Total		3-Ptr		Rebounds		PF	TP	A	TO	Blk	Stl	Min	
		FG-FGA	FT-FTA	FG-FGA	FT-FTA	Off	Def								Tot
02	JAMISON JR, Eric	f	6-11	1-1	6-6	0	0	0	3	19	1	0	0	0	32
05	PEREZ, Jose	f	2-14	2-8	6-6	0	7	7	1	12	3	1	1	0	34
24	DUFEAL, Ludovic	f	2-5	0-1	1-2	3	5	8	5	5	1	3	1	0	30
01	CORNWALL, Jaheam	g	4-7	2-3	4-4	0	0	0	0	14	3	1	0	1	28
10	JOHNSON, Nate	g	4-10	1-4	1-2	0	5	3	10	1	1	0	1	31	
00	TERRY, Lance	g	2-2	2-2	0-0	0	2	2	0	6	0	1	0	0	11
03	JENKINS, Justin	g	0-0	0-0	0-0	0	0	0	0	1	0	0	0	0	6
04	TURNER, Christian	g	0-3	0-0	0-0	1	0	1	4	0	2	0	0	2	12
14	REID, Kareem	g	1-2	0-0	1-2	0	0	0	3	3	0	0	0	0	8
32	BRYANT, Gebe	g	0-0	0-0	0-0	0	0	0	1	0	0	1	0	0	8
	Team					4	2	6							
	Totals		21-54	8-19	19-22	8	21	29	21	69	11	8	2	4	200

FG % 1st Half: 9-28 32.1%

2nd half: 12-26 46.2%

Game: 21-54 38.9%

3FG % 1st Half: 4-11 36.4%

2nd half: 4-8 50.0%

Game: 8-19 42.1%

FT % 1st Half: 7-8 87.5%

2nd half: 12-14 85.7%

Game: 19-22 86.4%

Deadball Rebounds 3.3

South Carolina 74 • 4-1

#	Player	Total		3-Ptr		Rebounds		PF	TP	A	TO	Blk	Stl	Min	
		FG-FGA	FT-FTA	FG-FGA	FT-FTA	Off	Def								Tot
10	MINAYA, Justin	f	1-4	0-2	3-4	1	2	3	1	5	2	3	4	1	25
15	LEVEQUE, Wildens	f	0-1	0-0	0-0	0	2	2	2	0	0	0	3	0	10
21	KOTSAR, Maik	f	5-10	0-0	1-1	2	4	6	3	11	2	1	1	1	31
00	LAWSON, AJ	g	5-13	2-7	4-4	0	4	4	1	16	4	1	0	1	32
52	BOLDEN, Jair	g	4-7	1-3	1-2	0	3	3	2	10	1	0	0	2	26
01	MOSS, TJ	g	0-4	0-3	0-0	0	0	0	0	0	2	0	0	0	11
04	MCCREARY, Jalyin	g	3-4	0-0	2-4	3	6	0	1	0	1	0	1	14	
05	COUSINARD, Jermaine	g	5-14	2-4	4-4	1	3	4	1	16	6	1	0	0	33
20	FRINK, Alanzo	g	4-5	0-0	2-2	2	3	5	4	10	0	0	1	0	18
	Team					0	1	1							
	Totals		27-62	5-19	15-17	8	24	32	17	74	17	7	9	6	200

FG % 1st Half: 13-33 39.4%

2nd half: 14-29 48.3%

Game: 27-62 43.5%

3FG % 1st Half: 3-11 27.3%

2nd half: 2-8 25.0%

Game: 5-19 26.3%

FT % 1st Half: 3-3 100.0

2nd half: 12-14 85.7%

Game: 15-17 88.2%

Deadball Rebounds 5.1

Officials: Anthony Jordan, Randy Heimerman, Rob Rorkie

Technical fouls: Gardner-Webb-None. South Carolina-None.

Attendance: 10022

Score by periods	1st	2nd	Total
Gardner-Webb	29	40	69
South Carolina	32	42	74

Points

Paint

T/O

Off

2nd

Fast

Chance

Break

Bench

SC

32

13

9

12 32 |

Last FG - GWU 2nd-01:21, SC 2nd-01:01.

Largest lead - GWU by 7 1st-12:15, SC by 8 2nd-08:18.

GWU led for 17:33, SC led for 17:18. Game was tied for 05:44.


**CANCUN** - South Carolina (4-2) suffered a 70-47 loss to Wichita State (6-0) in its opening neutral-site game at the Cancun Challenge on Tuesday night at the Hard Rock Hotel Riviera Maya. Senior forward Maik Kotsar was the only player in double figures for Carolina, finishing with 12 points. He also had seven rebounds, three assists and a pair of blocks in a team-high 36 minutes.

Erik Stevenson led the Shockers with 19 points, all in the first half, and the Wichita State defense held the Gamecocks to just 32 percent shooting (18-for-56) from the field.

Stevenson led the Shockers to a double-digit lead midway through the first half, but Carolina fought back and pulled within seven, 29-22, with 2:48 to go after a Jair Bolden made jumper. Wichita State then finished the half on a 12-0 run to go up 19 at the break.

The Gamecocks limited the Shockers to seven points the opening nine minutes of the second half but were unable to cut into the deficit, career high 12 rebounds for the Gamecocks.

GAME 6



Official Basketball Box Score - Game Totals - Final Statistics  
**Wichita St. vs South Carolina**  
11/26/19 6:00 pm at

Wichita St. 70 • 6-0, 0-0 AAC

#	Player	Total		3-Ptr		Rebounds		PF	TP	A	TO	Blk	Stl	Min	
		FG-FGA	FT-FTA	FG-FGA	FT-FTA	Off	Def								Tot
05	Trey Wade	f	4-8	2-4	1-1	4	8	2	11	4	1	0	2	26	
24	Morris Udeze	c	0-0	0-0	0-0	0	1	1	4	0	0	0	0	8	
00	Dexter Dennis	g	2-8	1-7	0-0	2	1	3	2	5	0	2	1	0	12
10	Erik Stevenson	g	6-13	2-7	5-5	0	8	8	2	19	4	3	0	3	30
10	Grant Sherfield	g	1-3	0-0	2-2	0	4	1	4	2	3	0	1	18	
01	Tyson Etienne	g	2-8	0-7	2-2	0	2	2	0	8	1	0	0	2	24
02	Jamarian Burton	g	3-8	0-0	4-9	2	2	4	1	10	5	4	0	0	22
03	DeAntoni Gordon	g	0-0	0-0	3-4	0	0	0	2	3	0	0	0	0	4
11	Noah Fernandez	g	0-0	0-0	0-0	0	0	2	0	1	1	0	1	8	
14	Jacob Herrs	g	0-1	0-1	0-0	0	0	0	0	0	0	0	0	0	2
15	Brycen Bush	g	0-0	0-0	0-0	1	0	1	0	0	0	0	0	0	1
21	Jaimie Echenique	g	3-3	0-0	0-0	0	3	3	0	0	0	0	0	0	15
32	Tate Busse	g	0-0	0-0	0-0	0	0	0	0	0	0	0	0	0	1
33	Asbjorn Midtgaard	g	1-2	0-0	0-0	2	4	6	0	2	0	0	1	0	16
44	Isaiah Poor Bear-Cha	g	1-2	0-1	0-0	0	1	1	0	2	0	1	0	0	13
	Team					1	3	4							
	Totals		23-56	7-27	17-23	11	32	43	19	70	17	16	3	9	200

FG % 1st Half: 15-27 55.6%

2nd half: 8-29 27.6%

Game: 23-56 41.1%

3FG % 1st Half: 4-9 44.4%

2nd half: 3-18 16.7%

Game: 7-27 25.9%

FT % 1st Half: 7-12 58.3%

2nd half: 10-11 90.9%


Game: 17-23 73.9%

Deadball Rebounds 3

South Carolina 47 • 4-2, 0-0 SEC

#	Player	Total		3-Ptr		Rebounds		PF	TP	A	TO	Blk	Stl	Min	
		FG-FGA	FT-FTA	FG-FGA	FT-FTA	Off	Def								Tot
10	MINAYA, Justin	f	2-4	0-0	1-2	3	2	5	2	5	1	2	0	0	28
15	LEVEQUE, Wildens	f	2-3	0-0	2-4	2	6	8	4	6	0	0	1	0	19
21	KOTSAR, Maik	f	6-13	0-0	0-0	2	5	7	3	12	3	5	2	3	36
00	LAWSON, AJ	g	2-6	1-2	0-2	0	2	2	1	5	1	1	0	2	20
52	BOLDEN, Jair	g	2-10	1-3	0-0	0	1	1	2	5	2	2	1	0	14
01	MOSS, TJ	g	1-5	0-0	0-0	0	1	1	1	2	0	0	0	0	11
02	ANDERSON, Trey	g	0-3	0-1	2-2	0	0	0	1	2	0	0	0	0	5






72

78


**GAME 7 (4-3)**  
Cancun, Mexico  
Hard Rock-Riviera Maya  
Nov. 27, 2019  
*Carolina suffers second straight loss*



74

65

**GAME 8 (5-3)**  
Columbia, S.C.  
Colonial Life Arena  
Dec. 1, 2019  
*Kotsar leads in victory*



84

80

**GAME 9 (6-3)**  
Amherst, Mass.  
Mullins Arena  
Dec. 4, 2019  
*Bryant returns from injury*

**CANCUN** - South Carolina (4-3) dropped a hard-fought battle with Northern Iowa (7-1), 78-72, in the consolation game of the Cancun Challenge on Wednesday night. Four Gamecocks finished in double figures led by AJ Lawson, who scored 20 points.

The Panthers went on a 10-2 run to take control late, but Carolina clawed back and pulled within two, 72-20, with 1:01 left.

UNI's AJ Green iced the game at the free throw line down the stretch. He finished with a game-high 26 points and was 10-for-10 at the line.

It was a back-and-forth contest for much of the night with 12 lead changes and 11 ties.

The Panthers led by seven at the half, but the Gamecocks began the final 20 minutes on a 10-2 run to tighten the game back up.C.J. Brim led North Alabama with 12 points.

**COLUMBIA (AP)** - Maik Kotsar continued his strong stretch with 17 points, nine rebounds and two blocks as South Carolina (5-3) broke a two-game losing streak with a 74-65 win over George Washington on Sunday.

The Gamecocks' power forward, a four-year starter, has been the only constant through a stretch of three losses in four games, and with leading scorer AJ Lawson turnover-prone on Sunday, South Carolina needed him to be as productive. Kotsar used his size and tender hook shot to whip the Colonials' undersized interior as the Gamecocks improved to 5-3.

George Washington (3-5) scored the game's first basket off a Lawson turnover, but South Carolina scored the next 17 points. The Colonials never went away, forward Jamison Battle splashing six 3-pointers, but the Gamecocks could always go back inside. Kotsar only missed one of his nine field-goal attempts, flushing a fast-break dunk with less than 30 seconds to play as the Gamecocks salted it.

It was a career-best fifth straight game in double figures for Kotsar.

Lawson had 14 points, while point guard Jair Bolden and Jermaine Cousinard each had 12.

## GAME 7

Official Basketball Box Score - Game Totals - Final Statistics															
South Carolina vs UNI															
11/27/19 6:00 pm at															
South Carolina 72 • 4-3,0-0 SEC															
##	Player	Total	FG-FGA	FG-FGA	FT-FTA	Off Def Tot	PF	TP	A	T	Blk	Stl	Min		
10	MINAYA, Justin	f	3-8	2-7	0-2	1 4 5	1	8	2	1	0	0	34		
15	LEVEQUE, Wildens	f	0-1	0-0	0-0	0 1 1	4	0	0	1	0	0	10		
21	KOTSAR, Maik	f	6-13	0-0	0-0	2 1 3	2	12	1	3	2	0	36		
00	LAWSON, AJ	g	8-14	2-5	2-3	0 2 2	2	20	2	2	2	0	31		
52	BOLDEN, Jair	g	4-8	3-4	0-0	0 4 4	5	11	3	1	0	1	32		
01	MOSS, TJ	g	1-3	0-1	0-0	0 0 0	0	2	1	0	0	1	9		
04	MCCREARY, Jaly	n	0-0	0-0	0-2	0 0 0	3	0	0	0	0	0	3		
05	COUSINARD, Jermaine	n	2-5	0-2	1-2	0 4 4	0	5	3	0	0	1	20		
12	HANNIBAL, Trae	n	1-2	0-0	0-0	0 0 0	0	2	0	0	0	3	4		
13	HENRY, Micaiah	n	0-0	0-0	0-0	0 1 1	1	0	1	0	0	0	3		
20	FRINK, Alanzo	n	5-6	0-0	2-2	2 3 5	3	12	0	1	0	0	18		
Team						2 0 2									
Totals			30-60	7-19	5-11	7 20 27	21	72	13	10	4	7	200		
FG % 1st Half: 15-29 51.7%		2nd half: 15-31 48.4%		Game: 30-60 50.0%		Deadball									
3FG % 1st Half: 4-9 44.4%		2nd half: 3-10 30.0%		Game: 7-19 36.8%		Rebounds 4.1									
FT % 1st Half: 3-4 50.0%		2nd half: 2-5 40.0%		Game: 5-11 45.5%											

UNI 78 • 7-1,0-0 MVC													
		Total	3-Ptr			Rebounds							
##	Player	FG-FGA	FG-FGA	FT-FTA	Off	Def	Total	PF	TP	A	T	Blk	Stl
00	Austin Phylfe	f	2-2	0-0	3-4	3	3	6	3	7	2	1	0
04	AJ Green	g	7-16	2-5	10-10	0	1	1	1	26	2	4	0
11	Trae Berhow	g	5-8	5-8	0-0	0	2	2	1	15	1	2	0
24	Isaiah Brown	g	1-7	0-4	0-0	0	1	1	2	2	1	1	0
30	Spencer Haldeman	g	0-2	0-1	0-0	0	2	2	2	0	0	1	0
03	Tywhon Pickford	g	2-5	0-1	2-2	2	5	7	0	6	0	1	0
15	Justin Dahl	g	2-2	0-0	3-3	0	2	2	2	7	0	1	0
22	Antwan Kimmons	g	4-6	0-0	2-5	0	3	3	0	10	3	1	0
35	Noah Carter	g	2-3	1-1	0-0	0	1	1	1	5	0	2	0
						2	4	6					
Totals		25-51	8-20	20-24	7	24	31	12	78	9	14	0	3
FG % 1st Half: 16-28 57.1%		2nd half: 9-23 39.1%		Game: 25-51 49.0%		Deadball Rebounds							
3FG % 1st Half: 6-12 50.0%		2nd half: 2-8 25.0%		Game: 8-20 40.0%		2.1							
FT % 1st Half: 6-7 85.7%		2nd half: 14-17 82.4%		Game: 20-24 83.3%									

Officials: Jeff Speedske,Alfred Smith,Courtney Green  
Technical fouls: South Carolina-None. UNI-None.  
Attendance: 1176  
2019-20 Men's Basketball. Round: 0. South Carolina vs UNI. Played at .

Score by periods	1st	2nd	Total
South Carolina	37	35	72
UNI	44	34	78

Last FG - SC 2nd-00:17, UNI 2nd-00:31.  
Largest lead - SC by 5 1st-13:55, UNI by 11 1st-02:33.  
SC led for 05:18, UNI led for 28:54. Game was tied for 00:48.

## GAME 8

Official Basketball Box Score - Game Totals - Final Statistics  
**George Washington vs South Carolina**  
12/1/19 2 p.m. ET at Columbia, S.C. (Colonial Life Arena)

**George Washington 65 • 3-5**

##	Player	Total	FG-FGA	FG-FGA	FT-FTA	Off Def Tot	PF	TP	A	T	Blk	Stl	Min
10	Battle,Jamison	f	6-18	6-16	0-0	0 8 8	0	18	0	0	0	0	38
32	Langarcia,Javier	f	2-2	0-0	1-2	1 5 6	3	5	0	1	0	1	14
01	Walker Jr., Shawn	g	1-6	0-3	0-0	2 2 4	2	2	1	0	0	1	27
02	Potter,Armel	g	9-22	1-4	3-4	2 1 3	4	22	6	2	0	1	39
14	Jack,Maceo	g	0-11	0-9	3-4	2 2 4	2	3	1	1	1	0	40
04	Williams,Justin	n	0-1	0-0	0-0	1 0 1	0	0	0	0	0	0	2
12	Nelson Jr., Jameer	n	4-8	1-4	4-5	2 0 2	2	13	1	0	0	4	25
15	Offurum,Mezie	n	0-0	0-0	0-0	0 1 1	1	0	1	0	0	0	7
20	Stallings,Ace	n	1-1	0-0	0-0	0 0 0	1	2	0	0	2	0	8
Team						2 1 3							
Totals			23-69	8-36	11-15	12 20 32	15	65	10	4	3	7	200

FG % 1st Half:	9-34	26.5%	2nd half:	14-35	40.0%	Game:	23-69	33.3%	Deadball Rebounds	3.1
3FG % 1st Half:	2-7	28.6%	2nd half:	6-21	28.6%	Game:	8-36	22.2%		
FT % 1st Half:	3-5	60.0%	2nd half:	8-10	80.0%	Game:	11-15	73.3%		

South Carolina 74 • 5-3																	
#	Player	Total	FG		3-Ptr		Rebounds		PF	TP	A	To	Blk	Stl			
			F	G	F	G	Off	Def							Total		
10	MINAYA, Justin	f	3	6	1	3	1	2	2	6	8	0	8	4	0	1	36
15	LEVEQUE, Wildens	f	3	4	0	0	0	0	2	5	7	2	6	0	1	2	21
21	KOTSAR, Maik	f	8	9	0	0	1	3	3	6	9	2	17	1	1	2	38
00	LAWSON, AJ	g	5	10	1	3	3	3	0	2	2	0	14	3	5	0	28
52	BOLDEN, Jair	g	5	12	0	3	2	4	0	4	4	1	12	1	3	0	29
01	MOSS, TJ	g	1	2	0	0	1	2	0	2	2	1	3	2	1	0	11
04	MCCREARY, Jaly	n	0	1	0	0	0	0	1	1	2	1	0	0	0	0	7
05	COUSINARD, Jermaine	n	4	11	1	5	3	4	0	3	3	4	12	4	0	0	26
12	HANNIBAL, Trae	n	0	1	0	0	0	0	0	1	1	0	1	0	0	0	7
20	FRINK, Alanzo	n	1	1	0	0	0	0	1	3	4	3	2	0	1	1	0
Team									2	2	4						
Totals			30	57	3	14	11	18	11	35	46	14	74	16	12	6	1 200
FG % 1st Half: 14-25 56.0%		2nd half: 16-32 50.0%		Game: 30-57 52.6%		Deadball Rebounds 2											
3FG % 1st Half: 2-7 28.6%		2nd half: 1-7 14.3%		Game: 3-14 21.4%													
FT % 1st Half: 5-7 71.4%		2nd half: 6-11 54.5%		Game: 11-18 61.1%													

Officials: Ron Groover, Gerry Pollard, AJ, Desai  
Technical fouls: George Washington-None. South Carolina-None.  
Attendance: 9843

Score by periods	1st	2nd	Total
George Washington	23	42	65
South Carolina	35	39	74

Last FG - GW 2nd-00:29, SC 2nd-00:26.  
Largest lead - SC by 2 1st-19:34, SC by 19 1st-06:04.  
GW led for 00:20, SC led for 38:45. Game was tied for 00:55.



56



76

**GAME 10 (6-4)**

Columbia, S.C.  
Colonial Life Arena  
Dec. 8, 2019

*Gamecocks suffer loss at home*

**COLUMBIA (AP)** - Quentin Grimes scored 24 points as Houston opened fast and kept pushing for a third straight victory 76-56 over South Carolina on Sunday. The Cougars (5-2) started with a 7-0 burst and rarely let up to win the first meeting between the schools in 29 seasons.

Grimes, the sophomore transfer from Kansas, again played a pivotal role in Houston's success. The team's leading scorer at 16.8 points a game coming in, Grimes had 16 of his points in the second half as the Cougars maintained a double-digit lead throughout. Grimes went for 20 or more points in his second straight game and the third time in Houston's past five contests.

Nate Hinton helped Houston build its large lead, hitting two of his three 3-pointers in the final two minutes of the opening half as the Cougars went into the break ahead 39-27. They then built the margin to 15 points just three minutes into the second half on Grimes' basket from beyond the arc.

The Gamecocks (6-4) could not respond in losing for the third time in the past five games.

Houston started with a 7-0 burst and increased that edge throughout the opening half.

The Gamecocks cut things to 14-12 on Justin Minaya's 3-pointer 10 minutes before the half. That's when the Cougars closed the period with a 25-15 surge to take a 12-point lead at the break. Houston's relentless attack had South Carolina on its heels much of the period. The Gamecocks struggled to find points, going 10-of-33 from the field (30.3%) and just 2-of-6 on foul shots the opening 20 minutes.

Hinton finished with 17 points, all but four coming in the first half, and 11 rebounds for the Cougars.

Maik Kotsar had 12 points and AJ Lawson had 10 for South Carolina, which has lost three of its past five games.

**GAME 10**

Official Basketball Box Score -- Game Totals -- Final Statistics  
**Houston vs South Carolina**  
12/8/19 12 p.m. ET at Columbia, S.C. (Colonial Life Arena)

**Houston 76 • 5-2**

#	Player	Total			3-Ptr			Rebounds			PF	TP	A	TO	Blk	Stl	Min
		FG	FGA	FT	FG	FGA	FT	Off	Def	Tot							
01	HARRIS Jr., Chris	0-0	0-0	0-0	1	1	2	1	1	2	1	0	0	0	2	0	13
03	JARREAU, DeJon	4-6	1-2	1-2	0	2	2	4	10	4	4	0	1	22			
11	HINTON, Nate	5-11	3-4	4-7	3	8	11	1	17	3	1	1	0	36			
24	GRIMES, Quentin	9-17	4-7	2-2	0	4	4	1	24	3	7	0	1	34			
35	WHITE Jr., Fabian	2-2	0-0	0-0	0	1	1	3	4	1	0	0	0	12			
00	SASSER, Marcus	1-4	1-4	2-4	0	3	3	2	5	3	1	1	0	26			
02	MILLS, Caleb	0-1	0-0	0-0	0	0	0	0	0	0	1	0	0	6			
04	GORHAM, Justin	1-2	0-0	6-6	2	3	5	0	8	1	1	0	0	24			
55	GRESHAM, Brison	4-7	0-0	0-1	6	4	10	3	8	1	1	2	0	27			
Team		0	3	3										1			
Totals		26-52	9-17	15-22	12	29	41	15	76	16	17	6	2	200			

FG % 1st Half: 14-27 51.9% 2nd half: 12-25 48.0% Game: 26-52 50.0% Deadball  
3FG % 1st Half: 6-9 66.7% 2nd half: 3-8 37.5% Game: 9-17 52.9% Rebounds  
FT % 1st Half: 5-6 83.3% 2nd half: 10-16 62.5% Game: 15-22 68.2% 4.3

**South Carolina 56 • 6-4**

#	Player	Total			3-Ptr			Rebounds			PF	TP	A	TO	Blk	Stl	Min
		FG	FGA	FT	FG	FGA	FT	Off	Def	Tot							
00	LAWSON, AJ	2-10	2-7	4-4	0	2	2	3	10	1	2	0	0	19			
10	MINAYA, Justin	2-7	1-5	2-2	4	2	6	0	7	4	0	0	0	35			
15	LEVEQUE, Wildens	0-0	0-0	0-2	2	1	3	1	0	1	0	0	0	18			
21	KOTSAR, Maik	5-12	0-0	2-4	0	3	3	4	12	1	0	1	0	30			
52	BOLDEN, Jair	3-7	1-2	0-0	1	3	4	2	7	0	0	0	0	17			
01	MOSS, TJ	2-7	2-5	1-2	0	3	3	2	7	3	2	0	0	22			
04	MCCREARY, Jalyn	1-1	0-0	0-0	0	0	0	3	2	0	0	0	0	4			
05	COUSINARD, Jermaine	1-11	0-5	1-2	0	1	1	1	3	2	1	0	3	22			
20	FRINK, Alanzo	2-3	0-0	0-0	1	1	2	2	4	1	1	3	1	19			
24	BRYANT, Keyshawn	2-4	0-1	0-0	0	0	0	2	4	1	2	0	0	14			
Team		4	1	5										1			
Totals		20-62	6-25	10-16	12	17	29	20	56	14	9	4	4	200			

FG % 1st Half: 10-33 30.3% 2nd half: 10-29 34.5% Game: 20-62 32.3% Deadball  
3FG % 1st Half: 5-15 33.3% 2nd half: 1-10 10.0% Game: 6-25 24.0% Rebounds  
FT % 1st Half: 2-6 33.3% 2nd half: 8-10 80.0% Game: 10-16 62.5% 4

Officials: Doug Shows, Joe Lindsay, Steven Anderson  
Technical fouls: Houston-None. South Carolina-None.  
Attendance: 11164  
Game Time 1:52

Score by periods	1st	2nd	Total
Houston	39	37	76
South Carolina	27	29	56

Points	In	Off	2nd	Fast	Bench
Point	Paint	T/O	Chance	Break	
HOU	28	6	12	15	21
SC	18	11	8	4	20

Last FG - HOU 2nd-00:03, SC 2nd-00:33.  
Largest lead - HOU by 20 2nd-00:03, SC None.  
HOU led for 39:39, SC led for 00:00. Game was tied for 00:21.  
Score tied - 0 times.  
Lead changed - 0 times.

# 2 TREY ANDERSON

FRESHMAN - F - 6-6 - 203 - SAN DIEGO, CALIF./MATER DEI CATHOLIC/WOODSTOCK ACADEMY

## CAREER HIGHS

Points	2	vs. Wichita State (Nov. 26, 2019)
FG	-	
FGA	3	vs. Wichita State (Nov. 26, 2019)
3FG	-	
3FGA	1	vs. Wichita State (Nov. 26, 2019)
FT Made	2	vs. Wichita State (Nov. 26, 2019)
FT Attempts	2	vs. Wichita State (Nov. 26, 2019)
Rebounds	-	
Assists	-	
Blocks	-	
Steals	-	
Minutes	5	vs. Wichita State (Nov. 26, 2019)

## SUPERLATIVES

Double-figure scoring	'19-20
Double-figure rebounding	-
Double-double	-
2+ blocks	-
Team high scoring	-
Team high rebounding	-
Team high blocks	-

*includes led, or shared team high*



## 2019-20 GAME-BY-GAME

OPP, DATE	MIN	FG	PCT.	3FG	PCT.	FT	PCT.	O-D-T	PF	A	TO	BLK	STL	PTS
N. Alabama, 11/6	1	0-0	.000	0-0	.000	0-0	.000	0-0-0	0	0	0	0	0	0
Wyoming, 11/10	-	-	-	-	-	DNP - Coach's Decision	-	-	-	-	-	-	-	-
Cleveland St., 11/15	4	0-2	.000	0-0	.000	0-0	.000	0-0-0	1	0	0	0	1	0
Boston U, 11/19	-	-	-	-	-	DNP - Coach's Decision	-	-	-	-	-	-	-	-
Gardner-Webb, 11/22	-	-	-	-	-	DNP - Coach's Decision	-	-	-	-	-	-	-	-
vs. Wichita State, 11/26	5	0-3	.000	0-1	.000	2-2	1.000	0-0-0	1	0	0	0	0	2
vs. UNI, 11/27	-	-	-	-	-	DNP - Coach's Decision	-	-	-	-	-	-	-	-
George Wash., 12/1	-	-	-	-	-	DNP - Coach's Decision	-	-	-	-	-	-	-	-
at UMass, 12/4	-	-	-	-	-	DNP - Coach's Decision	-	-	-	-	-	-	-	-
Houston, 12/8	-	-	-	-	-	DNP - Coach's Decision	-	-	-	-	-	-	-	-
at Clemson, 12/15														
at Virginia, 12/22														
Stetson, 12/30														
Florida, 1/7														
at Tennessee, 1/11														
Kentucky, 1/15														
at Texas A&M, 1/18														
at Auburn, 1/22														
Vanderbilt, 1/25														
at Arkansas, 1/29														
Missouri, 2/1														
at Ole Miss, 2/5														
Texas A&M, 2/8														
at Georgia, 2/12														
Tennessee, 2/15														
at Miss. State, 2/19														
LSU, 2/22														
Georgia, 2/26														
at Alabama, 2/29														
Miss. State, 3/3														
at Vanderbilt, 3/7														

\* indicates starter

## PLAYER BIO

### 2019-20

- > Scored first points of his career vs. Wichita State (Nov. 26)
- > Collected a steal in home win over Cleveland State (Nov. 15)
- > Saw action in season opener vs. North Alabama (Nov. 6)

### Personal

- > Following prep career, spent a post-grad season at Woodstock Academy, averaging 10 points and seven rebounds per game
- > Averaged 16.7 points and a team-best 7.4 rebounds per game to help lead Mater Dei Catholic squad to a league championship title and a berth in the San Diego Section Open Division semifinal playoffs as a senior
- > Named the 2017-18 Mesa League Player of the Year (The Star News) as a senior
- > Labeled as a strong shooter, who is a competitor with great length
- > Major is undecided
- > Son of Lisa and Curtis Anderson
- > Has a brother, Dominick, and a sister, Taisha
- > Brother, Dominick, is a tight end on the University of Tennessee football team
- > Credits LeBron James as his favorite NBA player

## CAREER STATS

Season	GP-GS	Min	Avg	FG	FGA	Pct	3FG	3FGA	Pct	FT	FTA	Pct	Off	Def	Tot	Avg	PF	FO	Ast	TO	Blk	Stl	Pts	Avg
2019-20	3-0	10	3.3	0	5	.000	0	1	.000	2	2	1.000	0	0	0	0.0	2	0	0	0	0	1	2	0.7

### (SEC ONLY)

Season	GP-GS	Min	Avg	FG	FGA	Pct	3FG	3FGA	Pct	FT	FTA	Pct	Off	Def	Tot	Avg	PF	FO	Ast	TO	Blk	Stl	Pts	Avg
2020																								



# 52 JAIR BOLDEN

R-JUNIOR - G - 6-3 - 215 - BROOKLYN, N.Y./WESTTOWN SCHOOL (PA.)/GEORGE WASHINGTON

## CAREER HIGHS

Points	25	vs. Princeton (Dec. 6, 2017)
FG	8	vs. Princeton (Dec. 6, 2017)
FGA	22	vs. Xavier (Nov. 23, 2017)
3FG	4	2x, last vs. Xavier (Nov. 23, 2017)
3FGA	12	vs. Xavier (Nov. 23, 2017)
FT Made	7	vs. Princeton (Dec. 6, 2017)
FT Attempts	10	vs. Princeton (Dec. 6, 2017)
Rebounds	8	vs. North Alabama (Nov. 6, 2019)
Assists	8	vs. Duquesne (Jan. 31, 2018)
Blocks	2	2x, last vs. Xavier (Nov. 23, 2017)
Steals	3	twice, last vs. Cleveland State (Nov. 15, 2019)
Minutes	40	vs. Morgan State (Nov. 29, 2017)

## SUPERLATIVES

	'19-20	Career
Double-figure scoring	6	32
Double-figure rebounding	-	-
Double-double	-	-
3+ assists	2	30
Team high scoring*	-	-
Team high rebounding*	1	1
Team high assists*	1	1
Team high steals*	2	2

*includes led, or shared team high  
\* at Carolina*



## 2019-20 GAME-BY-GAME

OPP, DATE	MIN	FG	PCT.	3FG	PCT.	FT	PCT.	O-D-T	PF	A	TO	BLK	STL	PTS
N. Alabama, 11/6 *	23	5-9	.556	1-3	.333	3-4	.750	1-7-8	1	1	0	1	2	14
Wyoming, 11/10*	23	4-6	.667	3-4	.750	0-0	.000	0-6-6	1	1	1	0	1	11
Cleveland St., 11/15*	21	5-7	.714	2-4	.500	0-0	.000	0-1-1	1	3	0	0	3	12
Boston U, 11/19*	25	4-10	.400	0-4	.000	0-0	.000	1-6-7	2	2	3	1	0	8
Gardner-Webb, 11/22*	26	4-7	.571	1-3	.333	1-2	.500	0-3-3	2	1	0	0	2	10
vs. Wichita State, 11/26*	21	2-10	.200	1-3	.333	0-0	.000	0-1-1	2	2	2	1	0	5
vs. UNI, 11/27*	33	4-8	.500	3-4	.750	0-0	.000	0-4-4	5	3	1	0	1	11
George Wash., 12/1*	29	5-12	.417	0-3	.000	2-4	.500	0-4-4	1	1	3	0	0	12
at UMass, 12/4*	8	0-1	.000	0-0	.000	0-0	.000	0-0-0	3	0	0	0	1	0
Houston, 12/8*	17	3-7	.429	1-2	.500	0-0	.000	1-3-4	2	0	0	0	0	7
at Clemson, 12/15														
at Virginia, 12/22														
Stetson, 12/30														
Florida, 1/7														
at Tennessee, 1/11														
Kentucky, 1/15														
at Texas A&M, 1/18														
at Auburn, 1/22														
Vanderbilt, 1/25														
at Arkansas, 1/29														
Missouri, 2/1														
at Ole Miss, 2/5														
Texas A&M, 2/8														
at Georgia, 2/12														
Tennessee, 2/15														
at Miss. State, 2/19														
LSU, 2/22														
Georgia, 2/26														
at Alabama, 2/29														
Miss. State, 3/3														
at Vanderbilt, 3/7														

\* indicates starter

## PLAYER BIO

### 2019-20

- > Scored 12 points in win vs. George Washington (Dec. 1)
- > 11 points, hitting a trio of 3s vs. UNI (Nov. 27)
- > Scored eight points with seven rebounds vs. Boston U (Nov. 19)
- > Scored 12 points, and matched career high with three steals in home win over Cleveland State (Nov. 15)
- > Scored 11 points, with six rebounds, and assist and steal in win over Wyoming (Nov. 10)
- > Scored 14 points in South Carolina debut vs. North Alabama (Nov. 6); also pulled down a career high eight rebounds against the Lions

### Career Highlights

- > Transferred to Carolina during the summer of 2018 after spending two seasons at George Washington
- > At GW, averaged 7.9 points per game, paced by 11.2 points per outing during sophomore season
- > Led the team in points (359), assists (98) and 3-point attempts (173) as a sophomore for the Colonials
- > Tallied 20 double-figure scoring games as a sophomore, including career high 25 points vs. Princeton (12/6/17)

### Personal

- > A three-star prospect following prep career at Westtown School, where he was named Athlete of the Year following both his junior and senior seasons
- > Led Westtown to its first state championship in any sport as a senior, en route to Third Team All-State honors
- > Son of Joel Bolden and Lesley D'Almeida
- > Has a brother, Grey, and a sister, Kaya
- > A retail management major
- > His favorite athlete is Stephen Marbury, and his favorite sport other than basketball is tennis
- > Also skateboards in his spare time

## CAREER STATS

Season	GP-GS	Min	Avg	FG	FGA	Pct	3FG	3FGA	Pct	FT	FTA	Pct	Off	Def	Tot	Avg	PF	FO	Ast	TO	Blk	Stl	Pts	Avg
2016-17*	35-16	627	17.9	59	164	.360	27	81	.333	23	35	.647	16	46	62	1.8	46	0	66	54	9	16	168	4.8
2017-18*	32-24	1044	32.6	131	356	.368	55	173	.318	42	62	.677	12	85	97	3.0	53	0	98	74	9	24	359	11.2
2019-20	10-10	225	22.5	36	77	.468	12	30	.400	6	10	.600	3	35	38	3.8	20	1	14	10	3	10	90	9.0
<b>Totals</b>	<b>77-50</b>	<b>1896</b>	<b>24.6</b>	<b>226</b>	<b>597</b>	<b>.379</b>	<b>94</b>	<b>284</b>	<b>.330</b>	<b>71</b>	<b>107</b>	<b>.664</b>	<b>31</b>	<b>166</b>	<b>197</b>	<b>2.6</b>	<b>119</b>	<b>1</b>	<b>178</b>	<b>138</b>	<b>21</b>	<b>50</b>	<b>617</b>	<b>8.0</b>

\* at George Washington

## (SEC ONLY)

Season	GP-GS	Min	Avg	FG	FGA	Pct	3FG	3FGA	Pct	FT	FTA	Pct	Off	Def	Tot	Avg	PF	FO	Ast	TO	Blk	Stl	Pts	Avg
2020																								

# 24 KEYSHAWN BRYANT

SOPHOMORE - F - 6-5 - 197 - WINTER HAVEN, FLA./WINTER HAVEN

## CAREER HIGHS

Points	21	vs. USC Upstate (Nov. 6, 2018)
FG	8	2x, last vs. North Greenville (Dec. 31, 2018)
FGA	14	at Texas A&M (March 5, 2019)
3FG	1	6x, at Texas A&M (March 5, 2019)
3FGA	2	6x, last vs. Texas A&M (Feb. 16, 2019)
FT Made	5	vs. USC Upstate (Nov. 6, 2018)
FT Attempts	7	2x, last vs. Arkansas (Feb. 9, 2019)
Rebounds	7	2x, last at Missouri (March 2, 2019)
Assists	5	vs. Auburn (Jan. 22, 2019)
Blocks	2	2x, last at Mississippi State (Feb. 23, 2019)
Steals	3	vs. North Greenville (Dec. 31, 2018)
Minutes	39	at Missouri (March 2, 2019)

## SUPERLATIVES

	'19-20	Career
Double-figure scoring	1	13
Double-figure rebounding	-	-
Double-double	-	-
2+ blocks	-	2
Team high scoring	-	2
Team high rebounding	-	3
Team high blocks	-	6
Team high steals	-	5

*includes led, or shared team high*



## 2019-20 GAME-BY-GAME

OPP, DATE	MIN	FG	PCT.	3FG	PCT.	FT	PCT.	O-D-T	PF	A	TO	BLK	STL	PTS
N. Alabama, 11/6	-	-	-	-	-	DNP	-	-	-	-	-	-	-	-
Wyoming, 11/10	-	-	-	-	-	DNP	-	-	-	-	-	-	-	-
Cleveland St., 11/15	-	-	-	-	-	DNP	-	-	-	-	-	-	-	-
Boston U, 11/19	-	-	-	-	-	DNP	-	-	-	-	-	-	-	-
Gardner-Webb, 11/22	-	-	-	-	-	DNP	-	-	-	-	-	-	-	-
vs. Wichita State, 11/26	-	-	-	-	-	DNP	-	-	-	-	-	-	-	-
vs. UNI, 11/27	-	-	-	-	-	DNP	-	-	-	-	-	-	-	-
George Wash., 12/1	-	-	-	-	-	DNP	-	-	-	-	-	-	-	-
at UMass, 12/4	22	5-9	.556	0-1	.000	3-5	.600	0-1-1	1	2	2	0	0	13
Houston, 12/8	14	2-4	.500	0-1	.000	0-0	.000	0-0-0	2	1	2	0	0	4
at Clemson, 12/15														
at Virginia, 12/22														
Stetson, 12/30														
Florida, 1/7														
at Tennessee, 1/11														
Kentucky, 1/15														
at Texas A&M, 1/18														
at Auburn, 1/22														
Vanderbilt, 1/25														
at Arkansas, 1/29														
Missouri, 2/1														
at Ole Miss, 2/5														
Texas A&M, 2/8														
at Georgia, 2/12														
Tennessee, 2/15														
at Miss. State, 2/19														
LSU, 2/22														
Georgia, 2/26														
at Alabama, 2/29														
Miss. State, 3/3														
at Vanderbilt, 3/7														

\* indicates starter

## PLAYER BIO

### 2019-20

> Made season debut in road win at UMass (Dec. 4) and had 13 points (5-for-9 FG) in 22 minutes of action  
> Suffered left knee injury during preseason practice and had surgery on Oct. 31

### Career Highlights

> Saw action in all 32 contests during his rookie season, averaging 9.0 points and 3.8 rebounds per game  
> As a freshman, had 14 double-figure scoring games, including a season high 21 points in career debut vs. USC Upstate  
> Led the Gamecocks with 29 dunks on the year as a rookie

### Personal

> A four-star prospect according to ESPN.com, and a three-star prospect according to 247sports.com  
> Averaged 22.5 points and 8.2 rebounds per game during senior season at Winter Haven, helping his squad to the state tournament  
> Scored over 1,000 points during high school career at Winter Haven  
> Named The Ledger's (Lakeland, Fla.), All-County Player of the Year following senior campaign  
> Spent junior season at Huntington Prep in West Virginia  
> Son of Adrian Bryant III and Shana Edwards  
> Has a brother, Adrian Bryant, and two sisters, Dashanquie and Deondria Henry  
> A criminal justice major  
> Favorite athlete is Andrew Wiggins and his favorite NBA team is the Minnesota Timberwolves

## CAREER STATS

Season	GP-GS	Min	Avg	FG	FGA	Pct	3FG	3FGA	Pct	FT	FTA	Pct	Off	Def	Tot	Avg	PF	FO	Ast	TO	Blk	Stl	Pts	Avg
2018-19	32-26	762	23.8	119	262	.454	6	29	.207	43	75	.573	36	86	122	3.8	75	1	46	64	17	22	287	9.0
2019-20	2-0	36	18.0	7	13	.538	0	2	.000	3	5	.600	0	1	1	0.5	3	0	3	4	0	0	17	8.5
<b>Totals</b>	<b>34-26</b>	<b>798</b>	<b>23.5</b>	<b>126</b>	<b>275</b>	<b>.458</b>	<b>6</b>	<b>31</b>	<b>.194</b>	<b>46</b>	<b>80</b>	<b>.575</b>	<b>36</b>	<b>87</b>	<b>123</b>	<b>3.6</b>	<b>78</b>	<b>1</b>	<b>49</b>	<b>68</b>	<b>17</b>	<b>22</b>	<b>304</b>	<b>8.9</b>

### (SEC ONLY)

Season	GP-GS	Min	Avg	FG	FGA	Pct	3FG	3FGA	Pct	FT	FTA	Pct	Off	Def	Tot	Avg	PF	FO	Ast	TO	Blk	Stl	Pts	Avg
2019	18-18	474	26.3	69	154	.448	4	16	.250	17	42	.405	23	48	71	3.9	42	0	19	39	9	14	159	8.8

R-FRESHMAN - G - 6-4 - 211 - EAST CHICAGO, IND./EAST CHICAGO CENTRAL/MONTVERDE ACADEMY (FLA.)

## CAREER HIGHS

Points	16	2x, last at UMass (Dec. 4, 2019)
FG	7	at UMass (Dec. 4, 2019)
FGA	14	vs. Gardner-Webb (Nov. 22, 2019)
3FG	2	3x, last vs. Gardner-Webb (Nov. 22, 2019)
3FGA	5	3x, last vs. George Wash. (Dec. 1, 2019)
FT Made	4	vs. Gardner-Webb (Nov. 22, 2019)
FT Attempts	4	2x, last vs. George Wash. (Dec 1, 2019)
Rebounds	5	vs. Boston U (Nov. 19, 2019)
Assists	6	2x, last at UMass (Dec. 4, 2019)
Blocks	1	vs. North Alabama (Nov. 6, 2019)
Steals	3	vs. Houston (Dec. 8, 2019)
Minutes	33	vs. Gardner-Webb (Nov. 22, 2019)

## SUPERLATIVES

	'19-20
Double-figure scoring	4
Double-figure rebounding	-
Double-double	-
2+ assists	7
Team high scoring	1
Team high rebounding	-
Team high assists	4

*includes led, or shared team high*

## 2019-20 GAME-BY-GAME

OPP, DATE	MIN	FG	PCT.	3FG	PCT.	FT	PCT.	O-D-T	PF	A	TO	BLK	STL	PTS
N. Alabama, 11/6	22	3-6	.500	1-2	.500	2-2	1.000	0-4-4	3	2	2	1	0	9
Wyoming, 11/10	18	5-11	.454	1-5	.200	1-1	1.000	0-0-0	2	2	2	0	1	12
Cleveland St., 11/15	19	3-8	.375	2-3	.667	0-0	.000	2-2-4	2	2	2	0	0	8
Boston U, 11/19	19	2-10	.200	2-5	.400	0-0	.000	2-3-5	2	1	3	0	0	6
Gardner-Webb, 11/22	33	5-14	.357	2-4	.500	4-4	1.000	1-3-4	1	6	1	0	0	16
vs. Wichita State, 11/26	19	3-7	.428	1-2	.500	0-0	.000	1-0-1	3	0	6	0	1	7
vs. UNI, 11/27	20	2-5	.400	0-2	.000	1-2	.500	0-4-4	0	3	0	0	1	5
George Wash., 12/1	26	4-11	.364	1-5	.200	3-4	.750	0-3-3	4	4	0	0	0	12
at UMass, 12/4	29	7-11	.636	0-1	.000	2-2	1.000	2-1-3	1	6	2	1	1	16
Houston, 12/8	22	1-11	.091	0-5	.000	1-2	.500	0-1-1	1	2	1	0	3	3
at Clemson, 12/15														
at Virginia, 12/22														
Stetson, 12/30														
Florida, 1/7														
at Tennessee, 1/11														
Kentucky, 1/15														
at Texas A&M, 1/18														
at Auburn, 1/22														
Vanderbilt, 1/25														
at Arkansas, 1/29														
Missouri, 2/1														
at Ole Miss, 2/5														
Texas A&M, 2/8														
at Georgia, 2/12														
Tennessee, 2/15														
at Miss. State, 2/19														
LSU, 2/22														
Georgia, 2/26														
at Alabama, 2/29														
Miss. State, 3/3														
at Vanderbilt, 3/7														

\* indicates starter

## PLAYER BIO

## 2019-20

- > Led the bench with 16 points (12 in the second half) in a road win at UMass (Dec. 4); also had team-high six assists
- > Had 12 points, 10 of which came in the second half, in a win vs. George Washington (Dec. 1)
- > Season highs of 16 points and six assists in the Carolina win over Gardner-Webb (Nov. 22); hit a pair of crucial shots late in the game, including the game-winning 3-point play with a minute remaining
- > Added six points vs. Boston U (Nov. 19)
- > Hit a pair of 3s, with two assists in 19 minutes vs. Cleveland State (Nov. 15)
- > First double-figure scoring game of his career with 12 points in the win over Wyoming (Nov. 10)
- > Scored nine points, along with four rebounds and two assists in college debut vs. North Alabama (Nov. 6)

## Personal

- > A three-star prospect according to 247sports.com
- > Spent 2017-18 season at Montverde Academy
- > Averaged 29.2 points, 4.3 rebounds and 3.1 assists per game during senior campaign at East Chicago Central High School
- > Named an Indiana All-Star following senior campaign
- > Tallied 45 points during prep career vs. Evansville Bossee, and 36 points against Indianapolis North Central
- > Son of Jermaine Cousnard and Raven Merkerson
- > Has two sisters, Maya and Kalani
- > A fashion merchandising major
- > Favorite athlete is LeBron James

## CAREER STATS

Season	GP-GS	Min	Avg	FG	FGA	Pct	3FG	3FGA	Pct	FT	FTA	Pct	Off	Def	Tot	Avg	PF	FO	Ast	TO	Blk	Stl	Pts	Avg
2019-20	10-0	226	22.6	35	94	.372	10	34	.294	14	17	.824	8	21	29	2.9	19	0	28	19	2	7	94	9.4

## (SEC ONLY)

Season	GP-GS	Min	Avg	FG	FGA	Pct	3FG	3FGA	Pct	FT	FTA	Pct	Off	Def	Tot	Avg	PF	FO	Ast	TO	Blk	Stl	Pts	Avg
2020																								

# 20 ALANZO FRINK

SOPHOMORE - F - 6-7 - 260 - JERSEY CITY, N.J./ROSELLE (N.J.) CATHOLIC

## CAREER HIGHS

Points	12	vs. UNI (Nov. 27, 2019)
FG	5	vs. twice, last vs. UNI (Nov. 27, 2019)
FGA	10	vs. Cleveland State (Nov. 15, 2019)
3FG	1	2x, at Mississippi State (Feb. 23, 2019)
3FGA	2	vs. Virginia (Dec. 19, 2018)
FT Made	3	vs. Georgia (March 9, 2019)
FT Attempts	5	vs. Clemson (Dec. 22, 2018)
Rebounds	10	vs. Cleveland State (Nov. 15, 2019)
Assists	2	vs. Virginia (Dec. 19, 2018)
Blocks	3	vs. Houston (Dec. 8, 2019)
Steals	2	3x, last vs. UNI (Nov. 27, 2019)
Minutes	25	vs. Cleveland State (Nov. 15, 2019)

## SUPERLATIVES

	'19-20	Career
Double-figure scoring	4	4
Double-figure rebounding	1	1
Double-double	1	1
2+ blocks	1	3
Team high scoring	-	-
Team high rebounding	1	3
Team high blocks	1	4

*includes led, or shared team high*



## 2019-20 GAME-BY-GAME

OPP, DATE	MIN	FG	PCT.	3FG	PCT.	FT	PCT.	O-D-T	PF	A	TO	BLK	STL	PTS
N. Alabama, 11/6 *	12	3-3	1.000	0-0	.000	0-3	.000	0-2-2	5	1	1	0	0	6
Wyoming, 11/10*	21	4-7	.571	0-1	.000	2-4	.500	3-4-7	4	0	1	1	1	10
Cleveland St., 11/15*	25	5-10	.500	0-0	.000	1-3	.333	8-2-10	1	0	2	0	1	11
Boston U, 11/19*	17	3-6	.500	0-1	.000	2-4	.500	2-4-6	0	0	1	0	0	8
Gardner-Webb, 11/22	18	4-5	.800	0-0	.000	2-2	1.000	2-3-5	4	0	0	1	0	10
vs. Wichita State, 11/26	8	0-1	.000	0-1	.000	0-0	.000	0-0-0	0	0	0	0	2	0
vs. UNI, 11/27	18	5-6	.833	0-0	.000	2-2	1.000	2-3-5	3	0	1	0	0	12
George Wash., 12/1	4	1-1	1.000	0-0	.000	0-0	.000	1-3-4	3	0	1	1	0	4
at UMass, 12/4	13	3-5	.600	0-0	.000	1-3	.333	2-2-4	4	1	1	0	1	7
Houston, 12/8	19	2-3	.667	0-0	.000	0-0	.000	1-1-2	2	1	1	3	1	4
at Clemson, 12/15														
at Virginia, 12/22														
Stetson, 12/30														
Florida, 1/7														
at Tennessee, 1/11														
Kentucky, 1/15														
at Texas A&M, 1/18														
at Auburn, 1/22														
Vanderbilt, 1/25														
at Arkansas, 1/29														
Missouri, 2/1														
at Ole Miss, 2/5														
Texas A&M, 2/8														
at Georgia, 2/12														
Tennessee, 2/15														
at Miss. State, 2/19														
LSU, 2/22														
Georgia, 2/26														
at Alabama, 2/29														
Miss. State, 3/3														
at Vanderbilt, 3/7														

\* indicates starter

## PLAYER BIO

### 2019-20

- > Tallied a career high 12 points, along with five rebounds, vs. UNI (Nov. 27)
- > Third double-figure scoring game of the season with 10 points in win vs. Gardner-Webb (Nov. 22)
- > Posted the first double-double of his career with career highs of 11 points and 10 rebounds in home win over Cleveland State (Nov. 15)
- > Scored a career high 10 points, along with a team high seven rebounds, in win over Wyoming (Nov. 10)
- > Earned the first start of his career in season opener vs. North Alabama (Nov. 6); was a perfect 3-of-3 from the field vs. the Lions

### Career Highlights

- > Missed several games due to injury during freshman campaign; returned to see action in 24 games
- > Top statistical outing of rookie season came in 9-point, 8-rebound performance vs. No. 5 Virginia

### Personal

- > Averaged 11.7 points and 4.7 rebounds per game during senior season at Roselle Catholic, helping the squad to a 29-4 record
- > Averaged 16.6 points and 5.9 rebounds per contest over seven state tournament games to help lead Roselle to the Tournament of Champions title as a senior
- > Represented the Dominican Republic in the FIBA U18 Americas Championship during the summer of 2018, averaging 18.2 points, 8.7 rebounds and 1.8 assists per game
- > Also represented the Dominican Republic in 2017 (Centrobasket U17 Championship, 18.2 points per game), in 2016 (FIBA U17 World Championships, 14.0 points per game, 7.2 rebounds per game), and in 2015 (Centrobasket U17 Championship and the FIBA Americas U16 Championship)
- > Son of Jerome Sr., and Ingrid Frink
- > Brother, Jerome, played college basketball at FIU before finishing his career at Long Island University Brooklyn
- > An public health major
- > Favorite NBA player is Ben Simmons

## CAREER STATS

Season	GP-GS	Min	Avg	FG	FGA	Pct	3FG	3FGA	Pct	FT	FTA	Pct	Off	Def	Tot	Avg	PF	FO	Ast	TO	Blk	Stl	Pts	Avg
2018-19	24-0	212	8.8	26	59	.441	2	9	.222	11	25	.440	22	22	44	1.8	52	2	4	15	7	7	65	2.7
2019-20	10-4	155	15.5	30	47	.638	0	3	.000	10	21	.476	21	24	45	4.5	26	1	3	9	6	6	70	7.0
<b>Totals</b>	<b>34-4</b>	<b>367</b>	<b>10.8</b>	<b>56</b>	<b>106</b>	<b>.528</b>	<b>2</b>	<b>12</b>	<b>.167</b>	<b>21</b>	<b>46</b>	<b>.457</b>	<b>43</b>	<b>46</b>	<b>89</b>	<b>2.6</b>	<b>78</b>	<b>3</b>	<b>7</b>	<b>24</b>	<b>13</b>	<b>13</b>	<b>135</b>	<b>4.0</b>

### (SEC ONLY)

Season	GP-GS	Min	Avg	FG	FGA	Pct	3FG	3FGA	Pct	FT	FTA	Pct	Off	Def	Tot	Avg	PF	FO	Ast	TO	Blk	Stl	Pts	Avg
2019	17-0	129	7.6	13	33	.394	1	5	.200	9	18	.500	9	16	25	1.5	35	2	1	8	7	6	36	2.1



# 23 MIKE GREEN

FRESHMAN - G - 6-1 - 188 - MYRTLE BEACH, S.C./CHRISTIAN ACADEMY OF MYRTLE BEACH


## CAREER HIGHS

Points	3	vs. Cleveland State (Nov. 15, 2019)
FG	1	vs. Cleveland State (Nov. 15, 2019)
FGA	3	vs. Cleveland State (Nov. 15, 2019)
3FG	-	-
3FGA	1	vs. Cleveland State (Nov. 15, 2019)
FT Made	1	vs. Cleveland State (Nov. 15, 2019)
FT Attempts	1	vs. Cleveland State (Nov. 15, 2019)
Rebounds	1	vs. Cleveland State (Nov. 15, 2019)
Assists	-	-
Blocks	-	-
Steals	2	vs. Cleveland State (Nov. 15, 2019)
Minutes	3	vs. Cleveland State (Nov. 15, 2019)

## SUPERLATIVES

	'19-20
Double-figure scoring	-
Double-figure rebounding	-
Double-double	-
2+ assists	-
Team high scoring	-
Team high rebounding	-
Team high blocks	-

*includes led, or shared team high*



## 2019-20 GAME-BY-GAME

OPP, DATE	MIN	FG	PCT.	3FG	PCT.	FT	PCT.	O-D-T	PF	A	TO	BLK	STL	PTS
N. Alabama, 11/6	-	-	-	-	-	DNP - Coaches Decision	-	-	-	-	-	-	-	-
Wyoming, 11/10	2	0-0	.000	0-0	.000	0-0	.000	0-0-0	0	0	0	0	0	0
Cleveland St., 11/15	3	1-3	.333	0-1	.000	1-1	1.000	0-1-1	1	0	0	0	2	3
Boston U, 11/19	-	-	-	-	-	DNP - Coaches Decision	-	-	-	-	-	-	-	-
Gardner-Webb, 11/22	-	-	-	-	-	DNP - Coaches Decision	-	-	-	-	-	-	-	-
vs. Wichita State, 11/26	1	0-0	.000	0-0	.000	0-0	.000	0-0-0	0	0	0	0	0	0
vs. UNI, 11/27	-	-	-	-	-	DNP - Coaches Decision	-	-	-	-	-	-	-	-
George Wash., 12/1	-	-	-	-	-	DNP - Coaches Decision	-	-	-	-	-	-	-	-
at UMass, 12/4	-	-	-	-	-	DNP - Coaches Decision	-	-	-	-	-	-	-	-
Houston, 12/8	-	-	-	-	-	DNP - Coaches Decision	-	-	-	-	-	-	-	-
at Clemson, 12/15														
at Virginia, 12/22														
Stetson, 12/30														
Florida, 1/7														
at Tennessee, 1/11														
Kentucky, 1/15														
at Texas A&M, 1/18														
at Auburn, 1/22														
Vanderbilt, 1/25														
at Arkansas, 1/29														
Missouri, 2/1														
at Ole Miss, 2/5														
Texas A&M, 2/8														
at Georgia, 2/12														
Tennessee, 2/15														
at Miss. State, 2/19														
LSU, 2/22														
Georgia, 2/26														
at Alabama, 2/29														
Miss. State, 3/3														
at Vanderbilt, 3/7														

\* indicates starter

## PLAYER BIO

### 2019-20

- > Scored first college points on a lay-up and free throw in home win over Cleveland State (Nov. 15)
- > Saw first career action in win vs. Wyoming (Nov. 10)

### Personal

- > Scored over 2,000 points during prep career, while also pulling down over 600 rebounds and dishing out over 500 assists
- > Named South Carolina Independent Schools Association 2018-19 AA All-State by the High School Sports Report
- > Played varsity as an eighth grader, averaging 15 points per game
- > Noted as a player with high-level shooting ability and excellent vision
- > An exercise science major
- > Son of Mike and Emily Green
- > Has a brother, Jack, and a sister, Anna-Kate
- > Also played soccer and tennis growing up

## CAREER STATS

Season	GP-GS	Min	Avg	FG	FGA	Pct	3FG	3FGA	Pct	FT	FTA	Pct	Off	Def	Tot	Avg	PF	FO	Ast	TO	Blk	Stl	Pts	Avg
2019-20	3-0	6	2.0	1	3	.333	0	1	.000	1	1	1.000	0	1	1	0.3	1	0	0	0	0	2	3	1.0

### (SEC ONLY)

Season	GP-GS	Min	Avg	FG	FGA	Pct	3FG	3FGA	Pct	FT	FTA	Pct	Off	Def	Tot	Avg	PF	FO	Ast	TO	Blk	Stl	Pts	Avg
2020																								

# 12 TRAE HANNIBAL

FRESHMAN - G - 6-2 - 217 - HARTSVILLE, S.C./HARTSVILLE

## CAREER HIGHS

Points	5	vs. North Alabama (Nov. 6, 2019)
FG	2	twice, last vs. Cleveland State (Nov. 15, 2019)
FGA	6	vs. Cleveland State (Nov. 15, 2019)
3FG	2	vs. Wyoming (Nov. 10, 2019)
FT Made	1	vs. North Alabama (Nov. 6, 2019)
FT Attempts	2	vs. North Alabama (Nov. 6, 2019)
Rebounds	3	vs. Cleveland State (Nov. 15, 2019)
Assists	2	vs. Wyoming (Nov. 10, 2019)
Blocks	1	vs. Cleveland State (Nov. 15, 2019)
Steals	3	vs. UNI (Nov. 27, 2019)
Minutes	19	vs. Wichita State (Nov. 26, 2019)

## SUPERLATIVES

	'19-20
Double-figure scoring	-
Double-figure rebounding	-
Double-double	-
2+ assists	1
Team high scoring	-
Team high rebounding	-
Team high assists	-
Team high steals	2

*includes led, or shared team high*



## 2019-20 GAME-BY-GAME

OPP, DATE	MIN	FG	PCT.	3FG	PCT.	FT	PCT.	O-D-T	PF	A	TO	BLK	STL	PTS
N. Alabama, 11/6	13	2-5	.400	0-1	.000	1-2	.500	0-0-0	1	1	2	0	2	5
Wyoming, 11/10	10	1-3	.333	0-2	.000	0-0	.000	0-0-0	0	2	1	0	1	2
Cleveland St., 11/15	8	2-6	.333	0-1	.000	0-0	.000	1-2-3	2	0	1	1	0	4
Boston U, 11/19	6	0-0	.000	0-0	.000	0-0	.000	0-0-0	4	1	1	0	0	0
Gardner-Webb, 11/22	-	-	-	-	-	DNP - Coaches Decision								
vs. Wichita State, 11/26	19	0-1	.000	0-0	.000	1-2	.000	0-4-4	4	1	2	0	1	1
vs. UNI, 11/27	5	1-2	.000	0-0	.000	0-0	.000	0-0-0	0	0	0	0	3	2
George Wash., 12/1	7	0-1	.000	0-0	.000	0-0	.000	0-1-1	0	1	0	0	0	0
at UMass, 12/4	-	-	-	-	-	DNP - Coaches Decision								
Houston, 12/8	-	-	-	-	-	DNP - Coaches Decision								
at Clemson, 12/15														
at Virginia, 12/22														
Stetson, 12/30														
Florida, 1/7														
at Tennessee, 1/11														
Kentucky, 1/15														
at Texas A&M, 1/18														
at Auburn, 1/22														
Vanderbilt, 1/25														
at Arkansas, 1/29														
Missouri, 2/1														
at Ole Miss, 2/5														
Texas A&M, 2/8														
at Georgia, 2/12														
Tennessee, 2/15														
at Miss. State, 2/19														
LSU, 2/22														
Georgia, 2/26														
at Alabama, 2/29														
Miss. State, 3/3														
at Vanderbilt, 3/7														

\* indicates starter

## PLAYER BIO

### 2019-20

- > Collected a season high three steals in just five minutes vs. UNI (Nov. 27)
- > Scored four points with three rebounds and a block in home win over Cleveland State (Nov. 15)
- > Dished two assists with a steal in win over Wyoming (Nov. 10)
- > Scored five points with an assist and two steals in college debut vs. North Alabama (Nov. 6)

### Personal

- > Named the Class 4A co-Player of the Year as a senior at Hartsville, finishing his prep career with over 1,500 points, which included a 62-point performance in his final high school contest
- > Also named the Florence Morning News' boys basketball player of the year as a senior, when he averaged 26.8 points per game
- > Averaged 16.6 points, 7.7 rebounds and 5.2 assists as a junior at Hartsville, also earning all-state honors
- > Noted as a player with great athleticism, who plays with pace
- > A sport and entertainment management major
- > Son of Edward Wilson and Teia Hannibal
- > Has two brothers and two sisters
- > Lists LeBron James as his favorite NBA player, and his favorite NBA team is the LA Lakers

## CAREER STATS

Season	GP-GS	Min	Avg	FG	FGA	Pct	3FG	3FGA	Pct	FT	FTA	Pct	Off	Def	Tot	Avg	PF	FO	Ast	TO	Blk	Stl	Pts	Avg
2019-20	7-0	66	9.4	6	18	.333	0	4	.000	2	4	.500	1	7	8	1.1	11	0	6	7	1	7	14	2.0

### (SEC ONLY)

Season	GP-GS	Min	Avg	FG	FGA	Pct	3FG	3FGA	Pct	FT	FTA	Pct	Off	Def	Tot	Avg	PF	FO	Ast	TO	Blk	Stl	Pts	Avg
2020																								

# 13 MICAHIAH HENRY

GRADUATE STUDENT - F - 6-9 - 235 - DECATUR, GA./COLUMBIA/TENNESSEE TECH

## CAREER HIGHS

Points	23	at Memphis (Nov. 6, 2018)
FG	10	at Savannah State (Nov. 13, 2018)
FGA	13	twice, last vs. Warren Wilson (Dec. 6, 2018)
3FG	-	-
3FGA	1	at Belmont (Jan. 5, 2019)
FT Made	7	at Memphis (Nov. 6, 2018)
FT Attempts	13	at Belmont (Jan. 5, 2019)
Rebounds	13	at Memphis (Nov. 6, 2018)
Assists	4	vs. SIUE (Jan. 10, 2019)
Blocks	4	3x, last vs. Tennessee State (Jan. 17, 2019)
Steals	3	at Eastern Illinois (March 2, 2019)
Minutes	33	vs. SIUE (Jan. 10, 2019)

## SUPERLATIVES

	'19-20	Career
Double-figure scoring	-	18
Double-figure rebounding	-	3
Double-double	-	3
2+ blocks	-	33
Team high scoring*	-	-
Team high rebounding*	-	-
Team high blocks*	-	-

includes led, or shared team high  
\*at Carolina



## 2019-20 GAME-BY-GAME

OPP, DATE	MIN	FG	PCT.	3FG	PCT.	FT	PCT.	O-D-T	PF	A	TO	BLK	STL	PTS
N. Alabama, 11/6	10	0-1	.000	0-0	.000	0-1	.000	0-1-1	1	0	0	0	0	0
Wyoming, 11/10	4	0-0	.000	0-0	.000	0-0	.000	0-0-0	1	0	0	0	1	0
Cleveland St., 11/15	4	0-0	.000	0-0	.000	1-4	.250	1-1-2	0	0	0	0	0	1
Boston U, 11/19	-	-	-	-	-	DNP - Coaches Decision	-	-	-	-	-	-	-	-
Gardner-Webb, 11/22	-	-	-	-	-	DNP - Coaches Decision	-	-	-	-	-	-	-	-
vs. Wichita State, 11/26	5	0-1	.000	0-0	.000	0-0	.000	1-1-2	0	0	0	0	0	0
vs. UNI, 11/27	3	0-0	.000	0-0	.000	0-0	.000	0-1-1	1	1	0	0	0	0
George Wash., 12/1	-	-	-	-	-	DNP - Coaches Decision	-	-	-	-	-	-	-	-
at UMass, 12/4	-	-	-	-	-	DNP - Coaches Decision	-	-	-	-	-	-	-	-
Houston, 12/8	-	-	-	-	-	DNP - Coaches Decision	-	-	-	-	-	-	-	-
at Clemson, 12/15	-	-	-	-	-	-	-	-	-	-	-	-	-	-
at Virginia, 12/22	-	-	-	-	-	-	-	-	-	-	-	-	-	-
Stetson, 12/30	-	-	-	-	-	-	-	-	-	-	-	-	-	-
Florida, 1/7	-	-	-	-	-	-	-	-	-	-	-	-	-	-
at Tennessee, 1/11	-	-	-	-	-	-	-	-	-	-	-	-	-	-
Kentucky, 1/15	-	-	-	-	-	-	-	-	-	-	-	-	-	-
at Texas A&M, 1/18	-	-	-	-	-	-	-	-	-	-	-	-	-	-
at Auburn, 1/22	-	-	-	-	-	-	-	-	-	-	-	-	-	-
Vanderbilt, 1/25	-	-	-	-	-	-	-	-	-	-	-	-	-	-
at Arkansas, 1/29	-	-	-	-	-	-	-	-	-	-	-	-	-	-
Missouri, 2/1	-	-	-	-	-	-	-	-	-	-	-	-	-	-
at Ole Miss, 2/5	-	-	-	-	-	-	-	-	-	-	-	-	-	-
Texas A&M, 2/8	-	-	-	-	-	-	-	-	-	-	-	-	-	-
at Georgia, 2/12	-	-	-	-	-	-	-	-	-	-	-	-	-	-
Tennessee, 2/15	-	-	-	-	-	-	-	-	-	-	-	-	-	-
at Miss. State, 2/19	-	-	-	-	-	-	-	-	-	-	-	-	-	-
LSU, 2/22	-	-	-	-	-	-	-	-	-	-	-	-	-	-
Georgia, 2/26	-	-	-	-	-	-	-	-	-	-	-	-	-	-
at Alabama, 2/29	-	-	-	-	-	-	-	-	-	-	-	-	-	-
Miss. State, 3/3	-	-	-	-	-	-	-	-	-	-	-	-	-	-
at Vanderbilt, 3/7	-	-	-	-	-	-	-	-	-	-	-	-	-	-

\* indicates starter

## PLAYER BIO

### 2019-20

> Pulled down two rebounds in win over Cleveland State (Nov. 15)  
> Saw 10 minutes of action in season opener vs. North Alabama (Nov. 6)

### Career Highlights

> Graduate transfer from Tennessee Tech where he averaged 9.7 points and 4.7 rebounds in 31 appearances in 2018-19  
> Hit 50 percent or better from the floor each of his three seasons with the Golden Eagles, including a career best 61.5 percent as a redshirt-sophomore

### Personal

> During prep career at Columbia High School, averaged 16 points and 11 rebounds per game as a senior, en route to First Team All-Region accolades  
> Graduated from Tennessee Tech with a degree in finance  
> Son of Melrose and Demetra Henry  
> Has two brothers, Isaiah and Marcus, and two sisters, Shekinah and Araunah  
> Sister, Shekinah, played college basketball at VCU  
> Lists his favorite food as pizza, and his favorite NBA player is LeBron James

## CAREER STATS

Season	GP-GS	Min	Avg	FG	FGA	Pct	3FG	3FGA	Pct	FT	FTA	Pct	Off	Def	Tot	Avg	PF	FO	Ast	TO	Blk	Stl	Pts	Avg
2016-17*	32-5	432	13.5	44	82	.537	0	0	.000	18	41	.439	39	39	78	2.4	92	4	7	33	39	5	106	3.3
2017-18*	32-1	459	14.3	59	96	.615	0	0	.000	16	50	.320	32	55	87	2.7	87	5	11	42	20	6	134	4.2
2018-19*	31-30	784	25.3	117	202	.579	0	1	.000	68	132	.515	75	72	147	4.7	93	4	20	70	55	11	302	9.7
2019-20	5-0	27	5.4	0	2	.000	0	0	.000	1	5	.200	2	4	6	1.2	3	0	1	0	0	1	0.2	
Totals	100-36	1702	17.0	220	382	.575	0	1	.000	103	228	.451	148	170	318	3.2	275	13	39	145	114	23	543	5.4

\* at Tennessee Tech

## (SEC ONLY)

Season	GP-GS	Min	Avg	FG	FGA	Pct	3FG	3FGA	Pct	FT	FTA	Pct	Off	Def	Tot	Avg	PF	FO	Ast	TO	Blk	Stl	Pts	Avg
2020																								



# 21 MAIK KOTSAR

SENIOR - F - 6-11 - 270 - TALLINN, ESTONIA/SUNRISE CHRISTIAN ACADEMY (WICHITA, KAN.)


## CAREER HIGHS

Points	25	vs. Miss. State (Jan. 8, 2019)
FG	10	vs. Miss. State (Jan. 8, 2019)
FGA	18	vs. Miss. State (Jan. 8, 2019)
3FG	2	2x, last vs. Wofford (Nov. 26, 2018)
3FGA	3	2x, last vs. Wofford (Nov. 26, 2018)
FT Made	6	2x, last vs. LSU (Feb. 28, 2018)
FT Attempts	9	vs. Kentucky (Jan. 16, 2018)
Rebounds	12	vs. Cleveland State (Nov. 15, 2019)
Assists	6	at FIU (Nov. 27, 2017)
Blocks	6	vs. North Greenville (Dec. 31, 2018)
Steals	4	2x, last vs. Coastal Carolina (Nov. 30, 2018)
Minutes	38	vs. George Wash. (Dec. 1, 2019)

## SUPERLATIVES

	'19-20	Career
Double-figure scoring	6	31
Double-figure rebounding	1	3
Double-double	-	2
2+ blocks	4	17
Team high scoring	3	7
Team high rebounding	4	24
Team high blocks	5	25

*includes led, or shared team high*



## 2019-20 GAME-BY-GAME

OPP, DATE	MIN	FG	PCT.	3FG	PCT.	FT	PCT.	O-D-T	PF	A	TO	BLK	STL	PTS
N. Alabama, 11/6 *	21	2-7	.286	0-0	.000	2-4	.500	0-2-2	4	0	2	2	1	6
Wyoming, 11/10*	15	1-4	.250	0-0	.000	0-0	.000	1-2-3	3	2	1	0	1	2
Cleveland St., 11/15*	25	2-6	.333	0-0	.000	1-3	.333	7-5-12	4	0	0	0	2	5
Boston U, 11/19*	36	7-10	.700	0-0	.000	0-1	.000	3-4-7	2	0	1	2	1	14
Gardner-Webb, 11/22*	31	5-10	.500	0-0	.000	1-1	1.000	2-4-6	3	2	1	1	1	11
vs. Wichita State, 11/26*	36	6-13	.461	0-0	.000	0-0	.000	2-5-7	3	3	5	2	3	12
vs. UNI, 11/27*	36	6-13	.461	0-0	.000	0-0	.000	2-1-3	2	1	3	2	0	12
George Wash., 12/1*	38	8-9	.889	0-0	.000	1-3	.333	3-6-9	2	1	1	2	1	17
at UMass, 12/4*	27	4-7	.571	0-0	.000	1-2	.500	3-6-9	3	5	0	0	3	9
Houston, 12/8*	30	5-12	.417	0-0	.000	2-4	.500	0-3-3	4	1	0	1	0	12
at Clemson, 12/15														
at Virginia, 12/22														
Stetson, 12/30														
Florida, 1/7														
at Tennessee, 1/11														
Kentucky, 1/15														
at Texas A&M, 1/18														
at Auburn, 1/22														
Vanderbilt, 1/25														
at Arkansas, 1/29														
Missouri, 2/1														
at Ole Miss, 2/5														
Texas A&M, 2/8														
at Georgia, 2/12														
Tennessee, 2/15														
at Miss. State, 2/19														
LSU, 2/22														
Georgia, 2/26														
at Alabama, 2/29														
Miss. State, 3/3														
at Vanderbilt, 3/7														

\* indicates starter

## PLAYER BIO

### 2019-20

- > Led team with 17 points, nine rebounds, two blocks and a steal in win vs. George Washington (Dec. 1); played career-high 38 minutes
- > Named to the Cancun Challenge All-Tournament Team after leading the Gamecocks with 12 points vs. Wichita State (Nov. 26), and adding 12 again vs. UNI (Nov. 27)
- > Second straight double-figure outing with 11 points, as well as six rebounds, in win vs. Gardner-Webb (Nov. 22)
- > Scored 14 points with seven rebounds and a pair of blocks vs. Boston U (Nov. 19)
- > Collected a career high 12 rebounds, including seven on the offensive glass, in home win over Cleveland State (Nov. 15); also had two steals vs. the Vikings
- > Scored six points with a pair of blocks in season opener vs. North Alabama (Nov. 6)

### Career Highlights

- > Part of Carolina's 2016-17 Final Four squad
- > Top game in 2017 NCAA Tournament action came against SEC foe Florida in the Elite Eight, scoring 12 points with three rebounds
- > Shot 49 percent from the field during rookie season
- > Posted 11 double-figure scoring games as a sophomore
- > As a junior, saw action in 30 games, averaging 6.7 points and 4.7 rebounds per outing
- > Scored a career high 25 points in upset win over No. 14 Mississippi State during junior season

### Personal

- > A three-star prospect following prep career
- > Son of Ruta Pukk and Egon Kotsar, also has three siblings
- > Speaks English and Estonian
- > Credits his favorite actor as Leonardo DiCaprio and his favorite sport other than basketball is soccer
- > During the summer of 2018, spent time with the Estonian National Team, playing with the group in the FIBA 3x3 World Championships in the Philippines, before joining the full national team for contests against other European nations
- > A finance major

## CAREER STATS

Season	GP-GS	Min	Avg	FG	FGA	Pct	3FG	3FGA	Pct	FT	FTA	Pct	Off	Def	Tot	Avg	PF	FO	Ast	TO	Blk	Stl	Pts	Avg
2016-17	37-33	895	24.2	97	198	.490	0	0	.000	21	53	.396	72	104	176	4.8	117	5	26	44	14	27	215	5.8
2017-18	33-33	875	26.5	107	251	.426	6	27	.222	43	76	.566	58	99	157	4.8	91	3	47	58	17	31	263	8.0
2018-19	30-24	698	23.3	84	192	.438	3	6	.500	31	70	.443	51	89	140	4.7	87	0	27	35	26	29	202	6.7
2019-20	10-10	295	29.5	46	91	.505	0	0	.000	8	18	.444	23	38	61	6.1	30	0	15	14	12	13	100	10.0
<b>Totals</b>	<b>110-100</b>	<b>2763</b>	<b>25.1</b>	<b>334</b>	<b>732</b>	<b>.456</b>	<b>9</b>	<b>33</b>	<b>.273</b>	<b>103</b>	<b>217</b>	<b>.475</b>	<b>204</b>	<b>330</b>	<b>534</b>	<b>4.9</b>	<b>325</b>	<b>8</b>	<b>115</b>	<b>151</b>	<b>69</b>	<b>100</b>	<b>780</b>	<b>7.1</b>

## (SEC ONLY)

Season	GP-GS	Min	Avg	FG	FGA	Pct	3FG	3FGA	Pct	FT	FTA	Pct	Off	Def	Tot	Avg	PF	FO	Ast	TO	Blk	Stl	Pts	Avg
2017	18-15	417	23.2	32	79	.405	0	0	.000	11	29	.379	32	51	83	4.6	63	3	10	26	9	8	75	4.2
2018	18-18	444	24.7	38	120	.317	3	16	.188	31	44	.705	24	58	82	4.6	57	2	23	32	9	11	110	6.1
2019	18-14	426	23.7	45	115	.391	0	1	.000	16	48	.333	34	50	84	4.7	53	0	18	22	10	17	106	5.9
<b>Totals</b>	<b>54-47</b>	<b>1287</b>	<b>23.8</b>	<b>115</b>	<b>314</b>	<b>.366</b>	<b>3</b>	<b>17</b>	<b>.176</b>	<b>58</b>	<b>121</b>	<b>.479</b>	<b>90</b>	<b>159</b>	<b>249</b>	<b>4.6</b>	<b>173</b>	<b>5</b>	<b>51</b>	<b>80</b>	<b>28</b>	<b>36</b>	<b>291</b>	<b>5.4</b>

# 00 AJ LAWSON

SOPHOMORE - 6 - 6-6 - 178 - TORONTO, CANADA/GTA PREP

## CAREER HIGHS

Points	28	vs. Cleveland State (Nov. 15, 2019)
FG	8	7x, last at UMass (Dec. 4, 2019)
FGA	17	twice, last vs. Cleveland State (Nov. 15, 2019)
3FG	6	vs. Texas A&M (Feb. 16, 2019)
3FGA	9	at Wyoming (Dec. 5, 2018)
FT Made	12	vs. Cleveland State (Nov. 15, 2019)
FT Attempts	15	vs. Coastal Carolina (Nov. 30, 2018)
Rebounds	9	3x, last vs. Ole Miss (Feb. 19, 2019)
Assists	8	vs. Norfolk State (Nov. 13, 2018)
Blocks	2	2x, last vs. UNI (Nov. 27, 2019)
Steals	3	7x, last vs. Wyoming (Nov. 10, 2019)
Minutes	38	3x, last vs. Boston U (Nov. 19, 2019)

## SUPERLATIVES

	'19-20	Career
Double-figure scoring	8	26
Double-figure rebounding	-	-
Double-double	-	-
2+ assists	6	24
Team high scoring	6	18
Team high rebounding	1	8
Team high assists	3	15
Team high steals	2	11

*includes led, or shared team high*



## 2019-20 GAME-BY-GAME

OPP, DATE	MIN	FG	PCT.	3FG	PCT.	FT	PCT.	O-D-T	PF	A	TO	BLK	STL	PTS
N. Alabama, 11/6 *	25	1-4	.250	0-1	.000	6-7	.857	0-2-2	3	4	3	0	1	8
Wyoming, 11/10*	26	4-10	.400	3-7	.428	1-3	.333	0-4-4	0	2	0	0	3	12
Cleveland St., 11/15*	29	7-17	.411	2-7	.285	12-13	.923	1-2-3	2	4	0	0	1	28
Boston U, 11/19*	38	8-18	.444	2-8	.250	4-6	.667	2-5-7	3	5	0	0	2	22
Gardner-Webb, 11/22*	32	5-13	.384	2-7	.285	4-4	1.000	0-4-4	1	4	1	0	1	16
vs. Wichita State, 11/26*	20	2-6	.333	1-2	.500	0-2	.000	0-2-2	1	1	1	0	2	5
vs. UNI, 11/27*	31	8-14	.571	2-5	.400	2-3	.667	0-2-2	2	2	2	2	0	20
George Wash., 12/1*	21	5-10	.500	1-3	.333	3-3	1.000	0-2-2	0	3	5	0	0	14
at UMass, 12/4*	35	8-13	.615	2-5	.400	6-8	.750	0-2-2	2	1	3	0	2	24
Houston, 12/8*	19	2-10	.200	2-7	.286	4-4	1.000	0-2-2	3	1	2	0	0	10
at Clemson, 12/15														
at Virginia, 12/22														
Stetson, 12/30														
Florida, 1/7														
at Tennessee, 1/11														
Kentucky, 1/15														
at Texas A&M, 1/18														
at Auburn, 1/22														
Vanderbilt, 1/25														
at Arkansas, 1/29														
Missouri, 2/1														
at Ole Miss, 2/5														
Texas A&M, 2/8														
at Georgia, 2/12														
Tennessee, 2/15														
at Miss. State, 2/19														
LSU, 2/22														
Georgia, 2/26														
at Alabama, 2/29														
Miss. State, 3/3														
at Vanderbilt, 3/7														

\* indicates starter

## PLAYER BIO

### 2019-20

- > Had game-high 24 points (8-for-13 FG) to lead team to road win at UMass (Dec. 4)
- > Tallied 14 points in win vs. George Washington (Dec. 1)
- > Scored 20 points, and matched a career high with two blocks vs. UNI (Nov. 27)
- > Fourth-straight double-figure outing with 16 points in win vs. Gardner-Webb (Nov. 22)
- > Second-straight 20-point outing with a team high 22 in matchup vs. Boston U (Nov. 19); also dished five assists vs. the Terriers
- > Set a career high with 28 points in home win over Cleveland State (Nov. 15)

### Career Highlights

- > Named to the SEC All-Freshman Team as a rookie
- > Scored 13.4 points, with 4.3 rebounds and 2.9 assists per game during freshman campaign
- > 18 double-figure scoring games with six 20-point performances, including season high 25 points in win vs. Coastal Carolina, as a freshman

### Personal

- > Three-star prospect according to 247sports.com
- > Before reclassifying to the 2018 class, was ranked as a top-40 prospect in the 2019 class
- > Listed as the top 2019 Canadian prospect by North Pole Hoops in the spring of 2018 before reclassifying
- > Played prep basketball at GTA Prep in Mississauga, Ontario
- > Played at the FIBA U18 Americas Championship with Team Canada during the summer of 2018, averaging 14.8 points, 5.4 rebounds and 1.2 assists per game at the event
- > Scored an event high 20 points against Ecuador at the FIBA U18 Americas Championship, and tallied 18 points with 12 rebounds against the USA
- > During the summer of 2019, represented Canada at the FIBA U19 World Cup in Greece, leading the Canadians with 16.7 points per outing, including an event high 31 points vs. Senegal
- > Son of Anthony Lawson and Kathleen Parchment
- > Has a sister, Keisha
- > A sport and entertainment management major
- > Favorite athlete is LeBron James

## CAREER STATS

Season	GP-GS	Min	Avg	FG	FGA	Pct	3FG	3FGA	Pct	FT	FTA	Pct	Off	Def	Tot	Avg	PF	FO	Ast	TO	Blk	Stl	Pts	Avg
2018-19	29-28	884	30.5	130	316	.411	48	134	.358	80	120	.667	27	98	125	4.3	59	1	83	74	7	32	388	13.4
2019-20	10-10	276	27.6	50	115	.435	17	52	.327	42	53	.792	3	27	30	3.0	17	0	27	17	2	12	159	15.9
<b>Totals</b>	<b>39-38</b>	<b>1160</b>	<b>29.7</b>	<b>180</b>	<b>431</b>	<b>.418</b>	<b>65</b>	<b>186</b>	<b>.349</b>	<b>122</b>	<b>173</b>	<b>.705</b>	<b>30</b>	<b>125</b>	<b>155</b>	<b>4.0</b>	<b>76</b>	<b>1</b>	<b>110</b>	<b>91</b>	<b>9</b>	<b>44</b>	<b>547</b>	<b>14.0</b>

### (SEC ONLY)

Season	GP-GS	Min	Avg	FG	FGA	Pct	3FG	3FGA	Pct	FT	FTA	Pct	Off	Def	Tot	Avg	PF	FO	Ast	TO	Blk	Stl	Pts	Avg
2019	15-15	495	33.0	74	172	.430	26	67	.388	36	52	.692	15	48	63	4.2	31	1	39	30	3	11	210	14.0

# 15 WILDENS LEVEQUE

FRESHMAN - F - 6-11 - 230 - BROCKTON, MASS./GOULD ACADEMY

## CAREER HIGHS

Points	12	vs. Cleveland State (Nov. 15, 2019)
FG	4	vs. Cleveland State (Nov. 15, 2019)
FGA	4	vs. Cleveland State (Nov. 15, 2019)
3FG	-	-
3FGA	-	-
FT Made	4	vs. Cleveland State (Nov. 15, 2019)
FT Attempts	5	vs. Cleveland State (Nov. 15, 2019)
Rebounds	8	vs. Wichita State (Nov. 26, 2019)
Assists	1	2x, last vs. Houston (Dec. 8, 2019)
Blocks	3	vs. Gardner-Webb (Nov. 22, 2019)
Steals	2	vs. Cleveland State (Nov. 15, 2019)
Minutes	21	vs. George Washington (Dec. 1, 2019)

## SUPERLATIVES

	'19-20
Double-figure scoring	1
Double-figure rebounding	-
Double-double	-
2+ blocks	2
Team high scoring	-
Team high rebounding	1
Team high blocks	1

*includes led, or shared team high*



## 2019-20 GAME-BY-GAME

OPP, DATE	MIN	FG	PCT.	3FG	PCT.	FT	PCT.	O-D-T	PF	A	TO	BLK	STL	PTS
N. Alabama, 11/6	-	-	-	-	-	-DNP - coach's decision/toe injury	-	-	-	-	-	-	-	-
Wyoming, 11/10	15	1-1	1.000	0-0	.000	2-2	1.000	2-2-4	2	0	2	1	0	4
Cleveland St., 11/15	11	4-4	1.000	0-0	.000	4-5	.800	1-0-1	2	0	1	1	2	12
Boston U, 11/19	8	0-1	.000	0-0	.000	0-0	.000	2-0-2	1	0	0	1	0	0
Gardner-Webb, 11/22*	10	0-1	.000	0-0	.000	0-0	.000	0-2-2	2	0	0	3	0	0
vs. Wichita State, 11/26*	20	2-3	.333	0-0	.000	2-4	.500	2-6-8	4	0	0	1	0	6
vs. UNI, 11/27*	10	0-1	.000	0-0	.000	0-0	.000	0-1-1	4	0	1	0	0	0
George Wash., 12/1*	21	3-4	.750	0-0	.000	0-0	.000	2-5-7	2	0	1	2	0	6
at UMass, 12/4*	8	0-1	.000	0-0	.000	0-0	.000	1-0-1	3	1	1	0	0	0
Houston, 12/8*	18	0-0	.000	0-0	.000	0-2	.000	2-1-3	1	1	0	0	0	0
at Clemson, 12/15														
at Virginia, 12/22														
Stetson, 12/30														
Florida, 1/7														
at Tennessee, 1/11														
Kentucky, 1/15														
at Texas A&M, 1/18														
at Auburn, 1/22														
Vanderbilt, 1/25														
at Arkansas, 1/29														
Missouri, 2/1														
at Ole Miss, 2/5														
Texas A&M, 2/8														
at Georgia, 2/12														
Tennessee, 2/15														
at Miss. State, 2/19														
LSU, 2/22														
Georgia, 2/26														
at Alabama, 2/29														
Miss. State, 3/3														
at Vanderbilt, 3/7														

\* indicates starter

## PLAYER BIO

### 2019-20

- > Collected a season high eight rebounds vs. Wichita State (Nov. 26)
- > Earned his first-career start in win vs. Gardner-Webb (Nov. 22), blocking a season high three shots
- > First career double-figure scoring performance with 12 points on a perfect 4-of-4 effort from the field and a 4-of-5 mark at the free throw line in home win over Cleveland State (Nov. 15)
- > Made season debut with four points, four rebounds and a block in win over Wyoming (Nov. 10)
- > Suffered toe injury during practice prior to season opener vs. North Alabama; did not see court action vs. the Lions

### Personal

- > Averaged 14 points, 13 rebounds and two blocks per game as a junior at Gould Academy, earning NEPSAC AA Honorable Mention accolades
- > Noted as the No. 2 player in the state of Massachusetts by ESPN.com
- > Named All-NEPSAC AA following senior season
- > Labeled as a competitive player with great form on his shot
- > Major is undecided
- > Son of Wildens and Carline Leveque
- > Has two sisters, Wildnese and Karyna
- > Cousin of Nerlens Noel, who played college basketball at Kentucky, and is currently a member of the Oklahoma City Thunder
- > Lists LeBron James as his favorite NBA player, and the Miami Heat as his favorite NBA team

## CAREER STATS

Season	GP-GS	Min	Avg	FG	FGA	Pct	3FG	3FGA	Pct	FT	FTA	Pct	Off	Def	Tot	Avg	PF	FO	Ast	TO	Blk	Stl	Pts	Avg
2019-20	9-6	120	13.3	10	16	.625	0	0	.000	8	13	.615	12	17	29	3.2	21	0	2	6	9	2	28	3.1

### (SEC ONLY)

Season	GP-GS	Min	Avg	FG	FGA	Pct	3FG	3FGA	Pct	FT	FTA	Pct	Off	Def	Tot	Avg	PF	FO	Ast	TO	Blk	Stl	Pts	Avg
2020																								



FRESHMAN - F - 6-7 - 225 - MARIETTA, GA./LEGACY EARLY COLLEGE

## CAREER HIGHS

Points	9	vs. North Alabama (Nov. 6, 2019)
FG	4	vs. North Alabama (Nov. 6, 2019)
FGA	5	vs. North Alabama (Nov. 6, 2019)
3FG	-	-
3FGA	-	-
FT Made	2	vs. Wichita State (Nov. 26, 2019)
FT Attempts	7	vs. North Alabama (Nov. 6, 2019)
Rebounds	6	vs. Wyoming (Nov. 10, 2019)
Assists	1	vs. North Alabama (Nov. 6, 2019)
Blocks	3	vs. Cleveland State (Nov. 15, 2019)
Steals	1	2x, last at UMass (Dec. 4, 2019)
Minutes	20	vs. North Alabama (Nov. 6, 2019)

## SUPERLATIVES

	'19-20
Double-figure scoring	-
Double-figure rebounding	-
Double-double	-
2+ blocks	2
Team high scoring	-
Team high rebounding	-
Team high blocks	2

*includes led, or shared team high*

## 2019-20 GAME-BY-GAME

OPP, DATE	MIN	FG	PCT.	3FG	PCT.	FT	PCT.	O-D-T	PF	A	TO	BLK	STL	PTS
N. Alabama, 11/6	20	4-5	.800	0-0	.000	1-7	.143	2-2-4	5	1	5	1	0	9
Wyoming, 11/10	15	2-4	.500	0-0	.000	0-0	.000	1-5-6	3	0	2	2	0	4
Cleveland St., 11/15	7	0-4	.000	0-1	.000	0-2	.000	1-1-2	1	0	0	3	0	0
Boston U, 11/19	4	1-2	.500	0-0	.000	0-0	.000	1-0-1	0	0	0	0	0	2
Gardner-Webb, 11/22	14	3-4	.750	0-0	.000	0-0	.000	2-2-4	3	0	1	0	1	6
vs. Wichita State, 11/26	11	0-2	.000	0-0	.000	2-5	.400	1-0-1	3	0	0	0	0	2
vs. UNI, 11/27	3	0-0	.000	0-0	.000	0-2	.000	0-0-0	3	0	0	0	1	0
George Wash., 12/1	7	0-1	.000	0-0	.000	0-0	.000	1-1-2	1	0	0	0	0	0
at UMass, 12/4	16	2-4	.500	0-0	.000	0-0	.000	0-2-2	4	0	1	0	1	4
Houston, 12/8	4	1-1	1.000	0-0	.000	0-0	.000	0-0-0	3	0	0	0	0	2
at Clemson, 12/15														
at Virginia, 12/22														
Stetson, 12/30														
Florida, 1/7														
at Tennessee, 1/11														
Kentucky, 1/15														
at Texas A&M, 1/18														
at Auburn, 1/22														
Vanderbilt, 1/25														
at Arkansas, 1/29														
Missouri, 2/1														
at Ole Miss, 2/5														
Texas A&M, 2/8														
at Georgia, 2/12														
Tennessee, 2/15														
at Miss. State, 2/19														
LSU, 2/22														
Georgia, 2/26														
at Alabama, 2/29														
Miss. State, 3/3														
at Vanderbilt, 3/7														

\* indicates starter

## PLAYER BIO

## 2019-20

- > Scored six points and collected a steal in win vs. Gardner-Webb (Nov. 22)
- > Blocked a team high three shots in win vs. Cleveland State (Nov. 15)
- > Team high two blocks, along with four points and six rebounds in win vs. Wyoming (Nov. 10)
- > Scored nine points, with four rebounds and a block in college debut vs. North Alabama (Nov. 6)

## Personal

- > Averaged 18 points and six rebounds as a senior at Legacy Early College
- > Named a USA Today South Carolina All-State Second Team honoree after helping his squad to a 34-5 overall record during senior campaign
- > Scored 18 points to lead his team to the USA National Prep Tournament Championship in March
- > Noted as an athletic combo forward with good court awareness
- > A sport and entertainment management major
- > Son of Walter McCreary and Kristie Gordon
- > Has a brother, Carter
- > Credits Meek Mill as his favorite music artist, and Kevin Durant as his favorite NBA player

## CAREER STATS

Season	GP-GS	Min	Avg	FG	FGA	Pct	3FG	3FGA	Pct	FT	FTA	Pct	Off	Def	Tot	Avg	PF	FO	Ast	TO	Blk	Stl	Pts	Avg
2019-20	10-0	100	10.0	13	27	.481	0	1	.000	3	16	.188	9	13	22	2.2	26	1	1	9	6	3	29	2.9

## (SEC ONLY)

Season	GP-GS	Min	Avg	FG	FGA	Pct	3FG	3FGA	Pct	FT	FTA	Pct	Off	Def	Tot	Avg	PF	FO	Ast	TO	Blk	Stl	Pts	Avg
2020																								

# 10 JUSTIN MINAYA

R-SOPHOMORE - F - 6-6 - 215 - HARRINGTON PARK, N.J./NORTHERN VALLEY AT OLD TAPPAN

## CAREER HIGHS

Points	17	twice, last vs. North Alabama (Nov. 6, 2019)
FG	7	vs. North Alabama (Nov. 6, 2019)
FGA	12	vs. Tennessee (Jan. 20, 2018)
3FG	4	2x, last vs. Ole Miss (March 7, 2018)
3FGA	7	3x, last vs. Norfolk State (Nov. 13, 2018)
FT Made	6	vs. Boston U (Nov. 19, 2019)
FT Attempts	8	vs. Boston U (Nov. 19, 2019)
Rebounds	11	vs. North Alabama (Nov. 6, 2019)
Assists	4	3x, last vs. Houston (Dec. 8, 2019)
Blocks	4	vs. Gardner-Webb (Nov. 22, 2019)
Steals	3	vs. Georgia (Feb. 21, 2018)
Minutes	37	vs. Tennessee (Jan. 20, 2018)

## SUPERLATIVES

	'19-20	Career
Double-figure scoring	2	16
Double-figure rebounding	1	1
Double-double	1	1
2+ assists	6	24
Team high scoring	1	4
Team high rebounding	2	5
Team high assists	3	7

*includes led, or shared team high*



## 2019-20 GAME-BY-GAME

OPP, DATE	MIN	FG	PCT.	3FG	PCT.	FT	PCT.	O-D-T	PF	A	TO	BLK	STL	PTS
N. Alabama, 11/6 *	33	7-10	.700	0-1	.000	3-4	.750	4-7-11	1	1	1	0	1	17
Wyoming, 11/10*	27	1-6	.167	1-5	.200	0-0	.000	0-4-4	3	3	0	1	0	3
Cleveland St., 11/15*	21	0-9	.000	0-3	.000	0-0	.000	2-0-2	2	1	2	0	0	0
Boston U, 11/19*	27	2-4	.500	0-1	.000	6-8	.750	2-1-3	0	1	0	1	2	10
Gardner-Webb, 11/22*	25	1-4	.250	0-2	.000	3-4	.750	1-2-3	1	2	3	4	1	5
vs. Wichita State, 11/26*	28	2-4	.500	0-0	.000	1-2	.500	3-2-5	2	1	2	0	0	5
vs. UNI, 11/27*	34	3-8	.375	2-7	.285	0-2	.000	1-4-5	1	2	1	0	0	8
George Wash., 12/1*	36	3-6	.500	1-3	.333	1-2	.000	2-6-8	0	4	0	1	0	8
at UMass, 12/4*	31	3-6	.500	0-1	.000	3-4	.750	1-5-6	4	4	3	1	0	9
Houston, 12/8*	35	2-7	.286	1-5	.200	2-2	1.000	4-2-6	0	4	0	0	0	7
at Clemson, 12/15														
at Virginia, 12/22														
Stetson, 12/30														
Florida, 1/7														
at Tennessee, 1/11														
Kentucky, 1/15														
at Texas A&M, 1/18														
at Auburn, 1/22														
Vanderbilt, 1/25														
at Arkansas, 1/29														
Missouri, 2/1														
at Ole Miss, 2/5														
Texas A&M, 2/8														
at Georgia, 2/12														
Tennessee, 2/15														
at Miss. State, 2/19														
LSU, 2/22														
Georgia, 2/26														
at Alabama, 2/29														
Miss. State, 3/3														
at Vanderbilt, 3/7														

\* indicates starter

## PLAYER BIO

### 2019-20

- > Had nine points, six rebounds and four assists in road win at UMass (Dec. 4)
- > Scored eight points, behind a pair of 3s, vs. UNI (Nov. 27)
- > Blocked a career high four shots in win over Gardner-Webb (Nov. 22)
- > Scored 10 points, hitting 6-of-8 attempts at the foul line vs. Boston U (Nov. 19)
- > Dished a team high three assists vs. Wyoming (Nov. 10); also was strong defensively, holding the Cowboys' top offensive threat to just 10 points and two made field goals
- > Matched career high with 17 points, while setting a career high with 11 rebounds for first-career double-double in season opener vs. North Alabama (Nov. 6)

### Career Highlights

- > Posted 11 double-figure scoring games as a freshman, including a career high 17 points in a Gamecock win vs. UMass (12/2/17)
- > Started 30 games as a rookie
- > Before suffering knee injury, saw action in five games, averaging 7.4 points and 5.6 rebounds per outing, as a sophomore

### Personal

- > Averaged 19.5 points, 11.3 rebounds and 5.5 assists per game as a senior
- > Named 2017 The Record Player of the Year
- > Also played baseball during high school career
- > Son of Omar and Rachel Minaya
- > Father, Omar, is currently a special assistant to the general manager for the New York Mets; has served as an executive for several Major League Baseball teams, such as the Montreal Expos, the New York Mets and the San Diego Padres
- > Has a brother, Teddy
- > The best advice he has ever received is to "believe in yourself"
- > Credits his favorite sport other than basketball as baseball
- > Represented the Dominican Republic at the FIBA 2016 U17 World Championship, scoring 6.7 points and pulling down 5.7 rebounds per game
- > During the summer of 2018, joined USA East Coast for a tour of Italy, facing national teams from Germany, Italy and the Netherlands over a four-day span
- > A psychology major

## CAREER STATS

Season	GP-GS	Min	Avg	FG	FGA	Pct	3FG	3FGA	Pct	FT	FTA	Pct	Off	Def	Tot	Avg	PF	FO	Ast	TO	Blk	Stl	Pts	Avg
2017-18	32-30	860	26.9	90	231	.391	39	107	.364	35	51	.686	52	82	134	4.2	64	1	47	40	8	20	254	7.9
2018-19	5-5	128	26.6	15	33	.455	2	15	.133	5	7	.714	10	18	28	5.6	18	2	8	4	1	3	37	7.4
2019-20	10-10	297	29.7	24	64	.375	5	28	.179	19	28	.679	20	33	53	5.3	14	0	23	12	8	4	72	7.2
<b>Totals</b>	<b>47-45</b>	<b>1285</b>	<b>27.3</b>	<b>129</b>	<b>328</b>	<b>.393</b>	<b>46</b>	<b>150</b>	<b>.307</b>	<b>59</b>	<b>86</b>	<b>.686</b>	<b>82</b>	<b>133</b>	<b>215</b>	<b>4.6</b>	<b>96</b>	<b>3</b>	<b>78</b>	<b>56</b>	<b>17</b>	<b>27</b>	<b>363</b>	<b>7.7</b>

## (SEC ONLY)

Season	GP-GS	Min	Avg	FG	FGA	Pct	3FG	3FGA	Pct	FT	FTA	Pct	Off	Def	Tot	Avg	PF	FO	Ast	TO	Blk	Stl	Pts	Avg
2018	17-15	455	26.8	39	111	.351	16	51	.314	13	19	.684	26	41	67	3.9	34	1	28	17	4	11	107	6.3

# 1 TJ MOSS

R-FRESHMAN - G - 6-4 - 195 - MEMPHIS, TENN./FINDLAY PREP (NEVADA)

## CAREER HIGHS

Points	12	vs. Providence (Nov. 17, 2018)
FG	5	vs. Providence (Nov. 17, 2018)
FGA	10	vs. Providence (Nov. 17, 2018)
3FG	3	vs. George Washington (Nov. 18, 2018)
3FGA	5	2x, last vs. Coastal Carolina (Nov. 30, 2018)
FT Made	2	vs. George Washington (Nov. 18, 2018)
FT Attempts	2	3x, vs. Coastal Carolina (Nov. 30, 2018)
Rebounds	5	vs. Wyoming (Nov. 10, 2019)
Assists	4	twice, last vs. Cleveland State (Nov. 15, 2019)
Blocks	-	-
Steals	2	vs. Cleveland State (Nov. 15, 2019)
Minutes	32	at Wyoming (Dec. 5, 2018)

## SUPERLATIVES

	'19-20	Career
Double-figure scoring	-	2
Double-figure rebounding	-	-
Double-double	-	-
2+ assists	3	6
Team high scoring	-	-
Team high rebounding	-	-
Team high assists	1	2

*includes led, or shared team high*



## 2019-20 GAME-BY-GAME

OPP, DATE	MIN	FG	PCT.	3FG	PCT.	FT	PCT.	O-D-T	PF	A	TO	BLK	STL	PTS
N. Alabama, 11/6	19	1-5	.200	0-1	.000	1-2	.500	0-0-0	2	2	3	0	1	3
Wyoming, 11/10	20	1-6	.167	1-3	.333	1-2	.500	2-3-5	1	2	0	0	0	4
Cleveland St., 11/15	20	2-6	.333	2-5	.400	0-0	.000	0-3-3	0	4	2	0	2	6
Boston U, 11/19	20	0-6	.000	0-3	.000	0-2	.000	0-2-2	2	4	3	0	1	0
Gardner-Webb, 11/22	11	0-4	.000	0-3	.000	0-0	.000	0-0-0	0	2	0	0	0	0
vs. Wichita State, 11/26	9	1-5	.200	0-1	.000	0-0	.000	0-1-1	1	0	1	0	0	2
vs. UNI, 11/27	9	1-3	.333	0-1	.000	0-0	.000	0-0-0	0	1	0	0	1	2
George Wash., 12/1	11	1-2	.500	0-0	.000	1-2	.500	0-2-2	1	2	1	0	0	3
at UMass, 12/4	11	1-3	.333	0-2	.000	0-2	.000	0-0-0	1	2	2	0	0	2
Houston, 12/8	22	2-7	.286	2-5	.400	1-2	.500	0-3-3	2	3	2	0	0	7
at Clemson, 12/15														
at Virginia, 12/22														
Stetson, 12/30														
Florida, 1/7														
at Tennessee, 1/11														
Kentucky, 1/15														
at Texas A&M, 1/18														
at Auburn, 1/22														
Vanderbilt, 1/25														
at Arkansas, 1/29														
Missouri, 2/1														
at Ole Miss, 2/5														
Texas A&M, 2/8														
at Georgia, 2/12														
Tennessee, 2/15														
at Miss. State, 2/19														
LSU, 2/22														
Georgia, 2/26														
at Alabama, 2/29														
Miss. State, 3/3														
at Vanderbilt, 3/7														

\* indicates starter

## PLAYER BIO

### 2019-20

- > Hit a pair of 3s and dished four assists in home win over Cleveland State (Nov. 15)
- > Dished out two assists and collected a steal in season opener vs. North Alabama (Nov. 6)

### Career Highlights

- > Saw action in seven games as a rookie before being sidelined for the remainder of the season due to injury
- > Posted two double-figure scoring games as a freshman, including a season high 12 points vs. Providence

### Personal

- > Listed as a four-star prospect according to ESPN.com, and a three-star prospect according to 247sports.com
- > Helped lead his Findlay Prep squad to a 32-5 overall record in 2017-18, advancing to the semifinal round of the high school national tournament
- > Averaged a team high 6.2 assists per game at Findlay Prep
- > Prior to time at Findlay Prep, spent three seasons at Memphis East High School, helping his squad to a combined 65-5 record during his final two seasons
- > A fashion merchandising major
- > Son of Terrence and Timitra Moss
- > Has two brothers, Tevin and Tyler
- > Favorite athlete is Kevin Durant
- > His dream job is to be a fashion designer and own his own clothing line

## CAREER STATS

Season	GP-GS	Min	Avg	FG	FGA	Pct	3FG	3FGA	Pct	FT	FTA	Pct	Off	Def	Tot	Avg	PF	FO	Ast	TO	Blk	Stl	Pts	Avg
2018-19	7-3	144	20.6	16	41	.390	8	24	.333	4	6	.667	0	13	13	1.9	8	0	13	14	0	4	44	6.3
2019-20	10-0	152	15.2	10	47	.213	5	24	.208	4	12	.333	2	14	16	1.6	10	0	22	14	0	5	29	2.9
<b>Totals</b>	<b>17-3</b>	<b>296</b>	<b>17.4</b>	<b>26</b>	<b>88</b>	<b>.295</b>	<b>13</b>	<b>48</b>	<b>.271</b>	<b>8</b>	<b>18</b>	<b>.444</b>	<b>2</b>	<b>27</b>	<b>29</b>	<b>1.7</b>	<b>18</b>	<b>0</b>	<b>35</b>	<b>28</b>	<b>0</b>	<b>9</b>	<b>73</b>	<b>4.3</b>

### (SEC ONLY)

Season	GP-GS	Min	Avg	FG	FGA	Pct	3FG	3FGA	Pct	FT	FTA	Pct	Off	Def	Tot	Avg	PF	FO	Ast	TO	Blk	Stl	Pts	Avg
2020																								



# 14 NATHAN NELSON

SOPHOMORE - F - 6-6 - 189 - MURFREESBORO, TENN./BLACKMAN


## CAREER HIGHS

Points	2	vs. Wyoming (Nov. 10, 2019)
FG	1	vs. Wyoming (Nov. 10, 2019)
FGA	2	vs. North Greenville (Dec. 31, 2018)
3FG	-	-
3FGA	1	vs. North Greenville (Dec. 31, 2018)
FT Made	-	-
FT Attempts	-	-
Rebounds	2	vs. North Alabama (Nov. 6, 2019)
Assists	-	-
Blocks	-	-
Steals	1	vs. Georgia (March 9, 2019)
Minutes	4	vs. Wyoming (Nov. 10, 2019)

## SUPERLATIVES

	'19-20	Career
Double-figure scoring	-	-
Double-figure rebounding	-	-
Double-double	-	-
2+ blocks	-	-
Team high scoring	-	-
Team high rebounding	-	-
Team high blocks	-	-

includes led, or shared team high



## 2019-20 GAME-BY-GAME

OPP, DATE	MIN	FG	PCT.	3FG	PCT.	FT	PCT.	O-D-T	PF	A	TO	BLK	STL	PTS
N. Alabama, 11/6	1	0-2	.000	0-0	.000	0-0	.000	2-0-2	1	0	1	0	0	0
Wyoming, 11/10	4	1-1	1.000	0-0	.000	0-0	.000	0-0-0	0	0	0	0	0	2
Cleveland St., 11/15	3	0-0	.000	0-0	.000	0-0	.000	0-0-0	1	0	0	0	0	0
Boston U, 11/19	-	-	-	-	-	DNP - Coaches Decision	-	-	-	-	-	-	-	-
Gardner-Webb, 11/22	-	-	-	-	-	DNP - Coaches Decision	-	-	-	-	-	-	-	-
vs. Wichita State, 11/26	1	0-0	.000	0-0	.000	0-0	.000	0-0-0	0	0	0	0	0	0
vs. UNI, 11/27	-	-	-	-	-	DNP - Coaches Decision	-	-	-	-	-	-	-	-
George Wash., 12/1	-	-	-	-	-	DNP - Coaches Decision	-	-	-	-	-	-	-	-
at UMass, 12/4	-	-	-	-	-	DNP - Coaches Decision	-	-	-	-	-	-	-	-
Houston, 12/8	-	-	-	-	-	DNP - Coaches Decision	-	-	-	-	-	-	-	-
at Clemson, 12/15	-	-	-	-	-	-	-	-	-	-	-	-	-	-
at Virginia, 12/22	-	-	-	-	-	-	-	-	-	-	-	-	-	-
Stetson, 12/30	-	-	-	-	-	-	-	-	-	-	-	-	-	-
Florida, 1/7	-	-	-	-	-	-	-	-	-	-	-	-	-	-
at Tennessee, 1/11	-	-	-	-	-	-	-	-	-	-	-	-	-	-
Kentucky, 1/15	-	-	-	-	-	-	-	-	-	-	-	-	-	-
at Texas A&M, 1/18	-	-	-	-	-	-	-	-	-	-	-	-	-	-
at Auburn, 1/22	-	-	-	-	-	-	-	-	-	-	-	-	-	-
Vanderbilt, 1/25	-	-	-	-	-	-	-	-	-	-	-	-	-	-
at Arkansas, 1/29	-	-	-	-	-	-	-	-	-	-	-	-	-	-
Missouri, 2/1	-	-	-	-	-	-	-	-	-	-	-	-	-	-
at Ole Miss, 2/5	-	-	-	-	-	-	-	-	-	-	-	-	-	-
Texas A&M, 2/8	-	-	-	-	-	-	-	-	-	-	-	-	-	-
at Georgia, 2/12	-	-	-	-	-	-	-	-	-	-	-	-	-	-
Tennessee, 2/15	-	-	-	-	-	-	-	-	-	-	-	-	-	-
at Miss. State, 2/19	-	-	-	-	-	-	-	-	-	-	-	-	-	-
LSU, 2/22	-	-	-	-	-	-	-	-	-	-	-	-	-	-
Georgia, 2/26	-	-	-	-	-	-	-	-	-	-	-	-	-	-
at Alabama, 2/29	-	-	-	-	-	-	-	-	-	-	-	-	-	-
Miss. State, 3/3	-	-	-	-	-	-	-	-	-	-	-	-	-	-
at Vanderbilt, 3/7	-	-	-	-	-	-	-	-	-	-	-	-	-	-

\* indicates starter

## PLAYER BIO

### 2019-20

- > Scored the first points of his career in home win over Wyoming (Nov. 10)
- > Collected two rebounds in season opener vs. North Alabama (Nov. 6)

### Personal

- > Played prep basketball at Blackman High School in Murfreesboro, Tenn.
- > Averaged 9.0 points, 5.7 rebounds and 2.3 assists per game as a senior
- > Helped team to a 32-1 record during senior campaign, and the team was ranked second in Tennessee
- > Hit 49 percent from the field, 44 percent from 3-point range and 80 percent from the free throw line as a senior
- > Named to the Murfreesboro Post's All-County second team following senior campaign
- > Son of Lynn Nelson and Antoinette van Zelm
- > Has a sister, Elizabeth
- > A political science major
- > His favorite NBA team is the Memphis Grizzlies
- > His dream job is to be a CIA agent

## CAREER STATS

Season	GP-GS	Min	Avg	FG	FGA	Pct	3FG	3FGA	Pct	FT	FTA	Pct	Off	Def	Tot	Avg	PF	FO	Ast	TO	Blk	Stl	Pts	Avg
2018-19	4-0	6	1.5	0	2	.000	0	1	.000	0	0	.000	0	1	1	0.3	1	0	0	0	0	1	0	0.0
2019-20	4-0	9	2.3	1	3	.333	0	0	.000	0	0	.000	2	0	2	0.5	2	0	0	1	0	0	2	0.5
<b>Totals</b>	<b>8-0</b>	<b>15</b>	<b>1.9</b>	<b>1</b>	<b>5</b>	<b>.200</b>	<b>0</b>	<b>1</b>	<b>.000</b>	<b>0</b>	<b>0</b>	<b>.000</b>	<b>2</b>	<b>1</b>	<b>3</b>	<b>0.4</b>	<b>3</b>	<b>0</b>	<b>0</b>	<b>1</b>	<b>0</b>	<b>1</b>	<b>2</b>	<b>0.3</b>

### (SEC ONLY)

Season	GP-GS	Min	Avg	FG	FGA	Pct	3FG	3FGA	Pct	FT	FTA	Pct	Off	Def	Tot	Avg	PF	FO	Ast	TO	Blk	Stl	Pts	Avg
2019	3-0	4	1.3	0	0	.000	0	0	.000	0	0	.000	0	0	0	0.0	1	0	0	0	0	1	0	0.0

# 25 SEVENTH WOODS

SENIOR - 6 - 6-2 - 189 - COLUMBIA, S.C./HAMMOND/NORTH CAROLINA

## CAREER HIGHS

Points	14	vs. Gonzaga (Dec. 15, 2018)
FG	6	vs. Gonzaga (Dec. 15, 2018)
FGA	9	vs. Gonzaga (Dec. 15, 2018)
3FG	2	2 vs. Gonzaga (Dec. 15, 2018)
3FGA	2	4x, last vs. Louisville (Jan. 12, 2019)
FT Made	4	3x, last vs. Notre Dame (Jan. 15, 2019)
FT Attempts	6	twice, last vs. NC State (Jan. 8, 2017)
Rebounds	4	4x, last vs. Gonzaga (Dec. 15, 2018)
Assists	8	vs. Tennessee Tech (Nov. 16, 2018)
Blocks	1	7x, last vs. Notre Dame (Jan. 15, 2019)
Steals	4	vs. Saint Francis (Nov. 19, 2018)
Minutes		

## SUPERLATIVES

	Career
Double-figure scoring	1
Double-figure rebounding	-
Double-double	-
2+ assists	35
Team high scoring*	-
Team high rebounding*	-
Team high assists*	-

*includes led, or shared team high  
\* at Carolina*



## PLAYER BIO

### 2019-20

> Not available this season due to NCAA transfer rules

### Career Highlights

> Saw action in 94 career games at North Carolina, averaging 1.8 points and 1.1 rebounds per game; a member of UNC's 2017 national championship team  
> Played prep career at Hammond School in Columbia, averaging 18.9 points, 4.5 rebounds and five assists per game as a senior  
> Helped 2015 Hammond squad capture state championship  
> Twice named Mr. Basketball in the state of South Carolina, while collecting other accolades such as all-region and all-state honors, while also being named the South Carolina Independent Schools Association Player of the Year four times during prep career

### Personal

> A psychology major  
> Son of Luis and Monica Woods  
> Youngest of six siblings - has four brothers, Eric, Chris, Charles and Louis, and a sister, Octavia  
> Lists Demarcus Cousins as his favorite NBA player

## CAREER STATS

Season	GP-GS	Min	Avg	FG	FGA	Pct	3FG	3FGA	Pct	FT	FTA	Pct	Off	Def	Tot	Avg	PF	FO	Ast	TO	Blk	Stl	Pts	Avg
2016-17*	40-0	309	7.7	17	60	.283	2	11	.182	25	41	.610	6	49	55	1.4	28	1	49	42	2	21	61	1.5
2017-18*	20-0	140	7.0	9	30	.300	0	4	.000	4	5	.800	1	13	14	0.7	21	0	20	12	1	6	22	1.1
2018-19*	34-1	366	10.8	31	74	.419	4	10	.400	18	28	.643	4	29	33	1.0	39	0	72	51	4	30	84	2.5
<b>Totals</b>	<b>94-1</b>	<b>815</b>	<b>8.7</b>	<b>57</b>	<b>164</b>	<b>.348</b>	<b>6</b>	<b>25</b>	<b>.240</b>	<b>47</b>	<b>74</b>	<b>.635</b>	<b>11</b>	<b>91</b>	<b>102</b>	<b>1.1</b>	<b>88</b>	<b>1</b>	<b>141</b>	<b>105</b>	<b>7</b>	<b>57</b>	<b>167</b>	<b>1.8</b>

\* at North Carolina

## THE LAST TIME IN SOUTH CAROLINA BASKETBALL

### AN INDIVIDUAL ...

Scored 20 or more points:	South Carolina: AJ Lawson (24) at UMass, Dec. 4, 2019, in Amherst, Mass. Opponent: Quentin Grimes (24), Houston, Dec. 8, 2019, in Columbia, S.C.
Scored 30 or more points:	South Carolina: Chris Silva (32), vs. Auburn, Jan. 22, 2019, in Columbia, S.C. Opponent: Nathan Hoover (30), Wofford, Nov. 26, 2018, in Columbia, S.C.
Scored 35 or more points:	South Carolina: Sindarius Thornwell (44) vs. Alabama, Feb. 7, 2017, in Columbia, S.C. Opponent: Kevin Punter (36), Tennessee, Jan. 23, 2016, in Knoxville, Tenn.
Scored 40 or more points:	South Carolina: Sindarius Thornwell (44), vs. Alabama, Feb. 7, 2017, in Columbia, S.C. Opponent: Austin Carr (43), Notre Dame, Dec. 30, 1969, in New Orleans, La.
Collected 20 or more rebounds:	South Carolina: Sindarius Thornwell (21), vs. Alabama, Feb. 7, 2017, in Columbia, S.C. Opponent: Ekpe Udoh (20), Baylor , Jan. 2, 2010, in Columbia, S.C.
Collected 15 or more rebounds:	South Carolina: Chris Silva (17), vs. Texas A&M, March 5, 2019, in College Station, Texas Opponent: Amile Jefferson (15), Duke, March 19, 2017, in Greenville, S.C.
Made 12 or more field goals:	South Carolina: Laimonas Chatkevicius (15), vs. High Point, March 15, 2016, in Columbia, S.C. Opponent: Michael Frazier II (12), Florida, March 4, 2014, in Columbia, S.C.
Made 10 or more field goals:	South Carolina: Chris Silva (11), vs. Auburn, Jan. 22, 2019, in Columbia, S.C. Opponent: Luwane Pipkins (10), UMass, Dec. 2, 2017, in Columbia, S.C.
Attempted 20 or more field goals:	South Carolina: Sindarius Thornwell (25) & PJ Dozier (24), vs. Alabama, Feb. 7, 2017, in Columbia, S.C. Opponent: Arnel Potter (22), vs. George Washington, Dec. 1, 2019, in Columbia, S.C.
Attempted 25 or more field goals:	South Carolina: Sindarius Thornwell, 25, vs. Alabama, Feb. 7, 2017, in Columbia, S.C. Opponent: Kemmy Burgess (Alaska-Anchorage), 26, Nov. 24, 2005, in Anchorage, Alaska
Dished 10 or more assists:	South Carolina: Devan Downey, 11, vs. LSU, March 13, 2008 in Atlanta, Ga. Opponent: 11, Jabril Durham, Arkansas, March 5, 2016, in Fayetteville, Ark.
Swiped 5 or more steals:	South Carolina: Sindarius Thornwell, 5, vs. Texas A&M, Jan. 7, 2017, in Columbia, S.C. Opponent: 6, Thomas Wilder, Western Michigan, Nov. 13, 2017, in Columbia, S.C.
Blocked 5 or more shots:	South Carolina: Maik Kotsar (6), vs. North Greenville, Dec. 31, 2018, in Columbia, S.C. Opponent: Abdul Adu (6), Mississippi State, Feb. 23, 2019, in Starkville, Miss.
Made 5 or more 3-point field goals:	South Carolina: A.J. Lawson (6), vs. Texas A&M, Feb. 16, 2019, in Columbia, S.C. Opponent: Jamison Battle (6), vs. George Washington, Dec. 1, 2019, in Columbia, S.C.
Attempted 8 or more 3-point field goals:	South Carolina: AJ Lawson (8), vs. Boston U, Nov. 19, 2019, in Columbia, S.C. Opponent: T.J. Weeks (11), UMass, Dec. 4, 2019, in Amherst, Mass.
Made 10 or more free throws:	South Carolina: AJ Lawson (12), vs. Cleveland State, Nov. 15, 2019, in Columbia, S.C. Opponent: AJ Green (10), UNI, Nov. 27, 2019, in Cancun
Attempted 15 or more free throws:	South Carolina: Chris Silva (16), vs. Georgia, March 9, 2019, in Columbia, S.C. Opponent: Saben Lee (16), Vanderbilt, Jan. 16, 2019, in Nashville, Tenn.
Played all 40 minutes of regulation:	South Carolina: Duane Notice, vs. Texas A&M, Feb. 21, 2015, in Columbia, S.C. Opponent: Maceo Jack, George Washington, March 5, 2019, in College Station, Texas
A player hit a last-second shot (within 3 seconds) to win a game:	South Carolina: Chris Silva (Dunk), at Florida, Jan. 5, 2019, in Gainesville, Fla. Opponent: JJ Frazier (Free Throws), Georgia, March 11, 2016, in Nashville, Tenn.
A player had a double-double:	South Carolina: Alanzo Frink (11 points, 10 rebounds), vs. Cleveland State, Nov. 15, 2019, in Columbia, S.C. Opponent: Nate Hinton (17 points, 11 rebounds), Houston, Dec. 8, 2019, in Columbia, S.C.
Two or more players had a double-double:	South Carolina: Chris Silva (19 points, 11 rebounds) & Frank Booker (27 points, 10 rebounds), vs. Auburn, March 3, 2018, in Auburn, Ala. Opponent: Nicolas Claxton (13 points, 10 rebounds) & Derek Ogbeide (11 points, 10 rebounds), Georgia, March 9, 2019, in Columbia, S.C..
A player had a triple-double:	South Carolina: Sam Muldrow (16 points, 14 rebounds, 10 blocks) vs. Vanderbilt, Jan. 8, 2011, in Columbia, S.C. Opponent: Daniel Hackett (Southern California - 22 points, 10 rebounds, 10 assists), Nov. 17, 2007, in Columbia, S.C. <i>*** Only second triple-double in South Carolina history (Chuck Eidson (25 points, 10 rebounds, 10 assists) vs. SC State, Nov. 29, 2002, in Columbia, S.C..</i>
Scored 30 or more points in back-to-back games:	South Carolina: Devan Downey, 30 vs. Kentucky, Jan. 26, 2010, in Columbia, S.C. 33 vs. Georgia, Jan. 30, 2010, in Columbia, S.C.
Scored 25 or more points in back-to-back games:	South Carolina: Frank Booker, 25, vs. LSU, Feb. 28, 2018, in Columbia, S.C. 27, at Auburn, March 3, 2018, in Auburn, Ala.

### A TEAM ...

Scored 100 or more points:	South Carolina: 103 vs. The Citadel, Nov. 12, 2007, in Columbia, S.C. Opponent: 107, Vanderbilt, Feb. 17, 1996, in Nashville, Tenn.
Scored 50 points or less:	South Carolina: 47, vs. Wichita State, Nov. 26, 2019, in Cancun Opponent: 32, Wyoming, Nov. 10, 2019, in Columbia, S.C.
Scored 50 points in a half:	South Carolina: 50 (1st half) vs. Coastal Carolina, Nov. 30, 2018, in Columbia, S.C. Opponent: 50 (2nd half), Stony Brook, Nov. 9, 2018, in Columbia, S.C.
Failed to score 25 points in a half:	South Carolina: 22 (1st half), Wichita State, Nov. 26, 2019, in Cancun Opponent: 23 (1st half), George Washington, Dec. 1, 2019, in Columbia, S.C.



<b>Collected 50 or more rebounds:</b>	South Carolina: 50, vs. USC Upstate, Nov. 6, 2018, in Columbia Opponent: 50, Kentucky, Feb. 5, 2019, in Lexington, Ky.
<b>Shot 60% or better from the field:</b>	South Carolina: 60.0% (39-65), vs. High Point, March 15, 2016, in Columbia, S.C. Opponent: 69.6% (32-46) Missouri, Feb. 28, 2013, in Columbia, S.C.
<b>Shot 50% or better from the field:</b>	South Carolina: 55.0% (33-60), at UMass, Dec. 4, 2019, in Amherst, Mass. Opponent: 50.0% (26-52), Houston, Dec. 8, 2019, in Columbia, S.C.
<b>Shot less than 30% from the field:</b>	South Carolina: 27.8% (15-54), vs. Florida, Feb. 10, 2018, in Columbia, S.C. Opponent: 23.1% (9-39), Wyoming, Dec. 10, 2019, in Columbia, S.C.
<b>Shot 50% or better from 3-point range (at least 10 attempts):</b>	South Carolina: 56.5% (13-23), vs. Texas A&M, March 5, 2019, in College Station, Texas Opponent: 52.9% (9-17), Houston, Dec. 8, 2019, in Columbia, S.C.
<b>Shot 20% or less from 3-point range (at least 10 attempts):</b>	South Carolina: 20.0 (2-10), at UMass, Dec. 4, 2019, in Amherst, Mass. Opponent: 9.5% (2-21), North Alabama, Nov. 6, 2019, in Columbia, S.C.
<b>Dished 20 or more assists:</b>	South Carolina: 22, vs. UMass, Dec. 4, 2019, in Amherst, Mass. Opponent: 22, Tennessee, Feb. 13, 2019, in Knoxville, Tenn.
<b>Made 35 or more shots:</b>	South Carolina: 35, vs. Marquette, March 17, 2017, in Greenville, S.C. Opponent: 36, Tennessee, Jan. 29, 2019, in Columbia, S.C.
<b>Attempted 80 or more shots:</b>	South Carolina: 82, vs. Cleveland State, Nov. 15, 2019, in Columbia, S.C. Opponent: 83, LSU, Feb. 10, 1996, in Columbia, S.C.
<b>Attempted 70 or more shots:</b>	South Carolina: 82, vs. Cleveland State, Nov. 15, 2019, in Columbia, S.C. Opponent: 70, Stony Brook, Nov. 9, 2018, in Columbia, S.C.
<b>Made 10 or more 3-pointers:</b>	South Carolina: 10, vs. Auburn, March 15, 2019, in Nashville Opponent: 10, UMass, Dec. 4, 2019, in Amherst, Mass.
<b>Did not make a 3-pointer:</b>	South Carolina: USC Upstate, Nov. 6, 2018, in Columbia Opponent: Florida, Jan. 18, 2017, in Columbia, S.C.
<b>Attempted 30 or more 3-pointers:</b>	South Carolina: 31, vs. Texas A&M, Feb. 16, 2019, in Columbia, S.C. Opponent: 36, George Washington, Dec. 1, 2019, in Columbia, S.C.
<b>Attempted 25 or more 3-pointers:</b>	South Carolina: 25, vs. Houston Dec. 8, 2019, in Columbia, S.C. Opponent: 25, Boston U, Nov. 19, 2019, in Columbia, S.C.
<b>Made 30 or more free throws:</b>	South Carolina: 35, vs. Alabama, Feb. 7, 2017, in Columbia, S.C. Opponent: 32, LSU, Jan. 19, 2019, in Baton Rouge, La.
<b>Attempted 40 or more free throws:</b>	South Carolina: 50, vs. Alabama, Feb. 7, 2017, in Columbia, S.C. Opponent: 42, Kentucky, March 1, 2014, in Columbia, S.C.
<b>Swiped 15 or more steals:</b>	South Carolina: 15 vs. Vanderbilt, Jan. 16, 2010, in Columbia, S.C. Opponent: 15, Monmouth, Nov. 15, 2016, in Columbia, S.C.
<b>Blocked 12 or more shots:</b>	South Carolina: 12, vs. Coastal Carolina, Nov. 30, 2018, in Coulmbia, S.C. Opponent: 12, Mississippi State, Jan. 26, 2016, in Columbia, S.C.
<b>Blocked 8 or more shots:</b>	South Carolina: 9, vs. Gardner-Webb, Nov. 22, 2019, in Columbia, S.C. Opponent: 9, Georgia, March 9, 2019, in Columbia, S.C.
<b>Won by 30 or more points:</b>	South Carolina: 34, vs. Wyoming, Nov. 10, 2019, in Columbia, S.C. Opponent: 34, Kentucky, Feb. 14, 2015, in Lexington, Ky.
<b>Won by 20 or more points:</b>	South Carolina: 27, vs. Cleveland State, Nov. 15, 2019, in Columbia, S.C. Opponent: 23, Wichita State, Nov. 26, 2019, in Cancun
<b>Played a single overtime game:</b>	Win: 83-74, vs. LSU, Feb. 28, 2018, in Columbia, S.C. Loss: 72-68 at Mississippi State, Feb. 24, 2018, in Starkville, Miss.
<b>Played a double overtime game:</b>	Win: 87-85 vs. WKU, Nov. 27, 2010, in Bowling Green, Ky. Loss: 98-88 vs. Louisville, Feb. 20, 1988, in Columbia, S.C.
<b>South Carolina played a No. 1 Team in the country:</b>	Win: 68-62 vs. No. 1/1 Kentucky, Jan. 26, 2010, in Columbia, S.C. Loss: 85-73 loss to No. 1/1 Tennessee, Feb. 13, 2019, in Knoxville, Tenn.
<b>South Carolina played a top-5 opponent:</b>	Win: 68-62 vs. No. 1/1 Kentucky, Jan. 26, 2010, in Columbia, S.C. Loss: 85-73 loss to No. 1/1 Tennessee, Feb. 13, 2019, in Knoxville, Tenn.
<b>South Carolina played a top-10 opponent:</b>	Win: 84-75 win vs. No. 10/11 Auburn, Feb. 17, 2018, in Columbia, S.C. Loss: 85-73 loss to No. 1/1 Tennessee, Feb. 13, 2019, in Knoxville, Tenn.
<b>South Carolina played a top-25 opponent:</b>	Win: 80-77 win vs. No. 16/15 Auburn, Jan. 22, 2019, in Columbia, S.C. Loss: 73-64 loss to No. 22 Auburn, March 15, 2019, in Nashville
<b>South Carolina defeated a ranked opponent:</b>	Home: 80-77 win vs. No. 16/15 Auburn, Jan. 22, 2019, in Columbia, S.C. Away: 77-72 win at No. 20/22 Florida, Jan. 24, 2018, in Gainesville, Fla. Neutral: 77-70 vs. No. 20/17 Florida, March 26, 2017, in New York City SEC Home: 80-77 win vs. No. 16/15 Auburn, Jan. 22, 2019, in Columbia, S.C. SEC Away: 77-72 win at No. 20/22 Florida, Jan. 24, 2018, in Gainesville, Fla. Non-conference away: 85-84 win at No. 19/20 Baylor, Jan. 2, 2009, in Waco, Texas
<b>South Carolina defeated a top 10 opponent:</b>	Home: 84-75 win vs. No. 10/11 Auburn, Feb. 17, 2018, in Columbia, S.C. Away: 81-78 win at No. 8/8 Texas A&M, Feb. 6, 2016, in College Station, Texas Neutral: 88-81 win vs. No. 7/7 Duke, March 19, 2017, in Greenville, S.C.
<b>A South Carolina win opened the season:</b>	Home: 77-55 win vs. North Alabama on Nov. 6, 2019, in Columbia, S.C. Away: 73-52 win at Wofford on Nov. 10, 2017, in Spartanburg, S.C. Neutral: 74-61 win vs. Chaminade, Nov. 19, 2001, in Maui, Hawaii (Maui Invite)
<b>South Carolina opened SEC play:</b>	Home: 87-72 OT win vs. No. 14/14 Miss. State, Jan. 8, 2019, in Columbia, S.C. Away: 71-69 win at Florida, Jan. 5, 2019, in Gainesville, Fla.



# The Automated ScoreBook

## South Carolina Combined Team Statistics (as of Dec 08, 2019)

### All games

RECORD:	OVERALL	HOME	AWAY	NEUTRAL
ALL GAMES	6-4	5-2	1-0	0-2
CONFERENCE	0-0	0-0	0-0	0-0
NON-CONFERENCE	6-4	5-2	1-0	0-2

#	Player	gp-gs	min	avg	Total		3-Point		F-Throw		Rebounds				pf	dq	a	to	blk	stl	pts	avg
					fg-fga	fg%	3fg-fga	3fg%	ft-fa	ft%	off	def	tot	avg								
00	LAWSON, AJ	10-10	276	27.6	50-115	.435	17-52	.327	42-53	.792	3	27	30	3.0	17	0	27	17	2	12	159	15.9
21	KOTSAR, Maik	10-10	295	29.5	46-91	.505	0-0	.000	8-18	.444	23	38	61	6.1	30	0	15	14	12	13	100	10.0
05	COUISNARD, Jermain	10-0	226	22.6	35-94	.372	10-34	.294	14-17	.824	8	21	29	2.9	19	0	28	19	2	7	94	9.4
52	BOLDEN, Jair	10-10	225	22.5	36-77	.468	12-30	.400	6-10	.600	3	35	38	3.8	20	1	14	10	3	10	90	9.0
24	BRYANT, Keyshawn	2-0	36	18.0	7-13	.538	0-2	.000	3-5	.600	0	1	1	0.5	3	0	3	4	0	0	17	8.5
10	MINAYA, Justin	10-10	297	29.7	24-64	.375	5-28	.179	19-28	.679	20	33	53	5.3	14	0	23	12	8	4	72	7.2
20	FRINK, Alanzo	10-4	155	15.5	30-47	.638	0-3	.000	10-21	.476	21	24	45	4.5	26	1	3	9	6	6	70	7.0
15	LEVEQUE, Wildens	9-6	120	13.3	10-16	.625	0-0	.000	8-13	.615	12	17	29	3.2	21	0	2	6	9	2	28	3.1
01	MOSS, TJ	10-0	152	15.2	10-47	.213	5-24	.208	4-12	.333	2	14	16	1.6	10	0	22	14	0	5	29	2.9
04	MCCREARY, Jalyn	10-0	100	10.0	13-27	.481	0-1	.000	3-16	.188	9	13	22	2.2	26	1	1	9	6	3	29	2.9
12	HANNIBAL, Trae	7-0	66	9.4	6-18	.333	0-4	.000	2-4	.500	1	7	8	1.1	11	0	6	7	1	7	14	2.0
23	GREEN, Mike	3-0	6	2.0	1-3	.333	0-1	.000	1-1	1.000	0	1	1	0.3	1	0	0	0	0	2	3	1.0
02	ANDERSON, Trey	3-0	10	3.3	0-5	.000	0-1	.000	2-2	1.000	0	0	0	0.0	2	0	0	0	0	1	2	0.7
14	NELSON, Nathan	4-0	9	2.3	1-3	.333	0-0	.000	0-0	.000	2	0	2	0.5	2	0	0	1	0	0	2	0.5
13	HENRY, Micaiah	5-0	27	5.4	0-2	.000	0-0	.000	1-5	.200	2	4	6	1.2	3	0	1	0	0	1	1	0.2
Team											20	15	35					5				
Total.....		10	2000		269-622	.432	49-180	.272	123-205	.600	126	250	376	37.6	205	3	145	127	49	73	710	71.0
Opponents.....		10	2000		212-546	.388	67-216	.310	175-240	.729	97	245	342	34.2	194	6	116	151	33	53	666	66.6

TEAM STATISTICS	SC	OPP	Date	Opponent	Score	Att.
SCORING	710	666	11/6/19	NORTH ALABAMA	w 77-55	11927
Points per game	71.0	66.6	11/10/19	WYOMING	w 66-32	10255
Scoring margin	+4.4	-	11/15/19	CLEVELAND STATE	w 90-63	10083
FIELD GOALS-ATT	269-622	212-546	^ 11/19/19	BOSTON U	L 70-78	10113
Field goal pct	.432	.388	^ 11/22/19	GARDNER-WEBB	w 74-69	10022
3 POINT FG-ATT	49-180	67-216	11/26/19	vs Wichita St.	L 47-70	1311
3-point FG pct	.272	.310	11/27/19	vs UNI	L 72-78	1176
3-pt FG made per game	4.9	6.7	12/1/19	GEORGE WASHINGTON	w 74-65	9843
FREE THROWS-ATT	123-205	175-240	12/04/19	at Massachusetts	w 84-80	3043
Free throw pct	.600	.729	12/8/19	HOUSTON	L 56-76	11164
F-Throws made per game	12.3	17.5				
REBOUNDS	376	342				
Rebounds per game	37.6	34.2				
Rebounding margin	+3.4	-				
ASSISTS	145	116				
Assists per game	14.5	11.6				
TURNOVERS	127	151				
Turnovers per game	12.7	15.1				
Turnover margin	+2.4	-				
Assist/turnover ratio	1.1	0.8				
STEALS	73	53				
Steals per game	7.3	5.3				
BLOCKS	49	33				
Blocks per game	4.9	3.3				
ATTENDANCE	73407	5530				
Home games-Avg/Game	7-10487	1-3043				
Neutral site-Avg/Game	-	2-1244				

^ = Cancun Challenge (Columbia, S.C.)  
 \* = Conference game

Score by Periods	1st	2nd	Totals
South Carolina	347	363	710
Opponents	329	337	666



The Automated ScoreBook  
South Carolina Team Game-by-Game Comparison (as of Dec 13, 2019)  
All games

Opponent	1st	2nd	Score	Mar	Total FG	FG Pct	3-Pointers	3FG Pct	Free Throws	FT Pct	Rebounds	Assist	T/Over	Block	Steal	Fouls
NORTH ALABAMA	37/27	40/28	77-55	+22	28-57/15-61	.491/.246	2-9/2-21	.222/.095	19-36/23-33	.528/.697	46/37 +9	13/7	20/18	5/6	8/7	27/30
WYOMING	35/16	31/16	66-32	+34	25-59/9-39	.424/.231	9-27/4-17	.333/.235	7-12/10-18	.583/.556	41/21 +20	14/5	11/15	5/2	9/2	20/12
CLEVELAND STATE	45/40	45/23	90-63	+27	31-82/20-51	.378/.392	8-25/2-11	.320/.182	20-31/21-27	.645/.778	47/41 +6	14/10	10/29	5/5	14/5	20/29
BOSTON U	38/35	32/43	70-78	(8)	27-67/27-64	.403/.422	4-22/9-25	.182/.360	12-21/15-22	.571/.682	43/38 +5	14/15	13/11	5/2	6/7	16/17
GARDNER-WEBB	32/29	42/40	74-69	+5	27-62/21-54	.435/.389	5-19/8-19	.263/.421	15-17/19-22	.882/.864	32/29 +3	17/11	7/8	9/2	6/4	17/21
Wichita St.	22/41	25/29	47-70	(23)	18-56/23-56	.321/.411	3-10/7-27	.300/.259	8-17/17-23	.471/.739	34/43 (9)	8/17	19/16	4/3	9/9	24/19
UNI	37/44	35/34	72-78	(6)	30-60/25-51	.500/.490	7-19/8-20	.368/.400	5-11/20-24	.455/.833	27/31 (4)	13/9	10/14	4/0	7/3	21/12
GEORGE WASHINGTON	35/23	39/42	74-65	+9	30-57/23-69	.526/.333	3-14/8-36	.214/.222	11-18/11-15	.611/.733	46/32 +14	16/10	12/4	6/3	1/7	14/15
Massachusetts	39/35	45/45	84-80	+4	33-60/23-49	.550/.469	2-10/10-23	.200/.435	16-26/24-34	.615/.706	31/29 +2	22/16	16/19	2/4	9/7	26/24
HOUSTON	27/39	29/37	56-76	(20)	20-62/26-52	.323/.500	6-25/9-17	.240/.529	10-16/15-22	.625/.682	29/41 (12)	14/16	9/17	4/6	4/2	20/15

Note: Game totals are displayed in the format TEAM/OPPONENT for each category



The Automated ScoreBook  
South Carolina Category Leaders (as of Dec 13, 2019)  
All games

Points	G	Pts	Pts/G
LAWSON, AJ	10	159	15.9
KOTSAR, Maik	10	100	10.0
COUISNARD, Jermaine	10	94	9.4
BOLDEN, Jair	10	90	9.0
MINAYA, Justin	10	72	7.2
FRINK, Alanzo	10	70	7.0
MOSS, TJ	10	29	2.9
MCCREARY, Jalyn	10	29	2.9
LEVEQUE, Wildens	9	28	3.1
BRYANT, Keyshawn	2	17	8.5
HANNIBAL, Trae	7	14	2.0
GREEN, Mike	3	3	1.0

FG Percentage	FG	Att	Pct
FRINK, Alanzo	30	47	.638
LEVEQUE, Wildens	10	16	.625
BRYANT, Keyshawn	7	13	.538
KOTSAR, Maik	46	91	.505
MCCREARY, Jalyn	13	27	.481
BOLDEN, Jair	36	77	.468
LAWSON, AJ	50	115	.435
MINAYA, Justin	24	64	.375
COUISNARD, Jermaine	35	94	.372
HANNIBAL, Trae	6	18	.333
NELSON, Nathan	1	3	.333
GREEN, Mike	1	3	.333

3-Point Percentage	3FG	Att	Pct
BOLDEN, Jair	12	30	.400
LAWSON, AJ	17	52	.327
COUISNARD, Jermaine	10	34	.294
MOSS, TJ	5	24	.208
MINAYA, Justin	5	28	.179
HANNIBAL, Trae	0	4	.000
FRINK, Alanzo	0	3	.000
BRYANT, Keyshawn	0	2	.000
MCCREARY, Jalyn	0	1	.000
GREEN, Mike	0	1	.000
ANDERSON, Trey	0	1	.000

Free Throw Percent	FG	Att	Pct
ANDERSON, Trey	2	2	1.000
GREEN, Mike	1	1	1.000
COUISNARD, Jermaine	14	17	.824
LAWSON, AJ	42	53	.792
MINAYA, Justin	19	28	.679
LEVEQUE, Wildens	8	13	.615
BOLDEN, Jair	6	10	.600
BRYANT, Keyshawn	3	5	.600
HANNIBAL, Trae	2	4	.500
FRINK, Alanzo	10	21	.476
KOTSAR, Maik	8	18	.444
MOSS, TJ	4	12	.333

Scoring Average	G	Pts	Avg/G
LAWSON, AJ	10	159	15.9
KOTSAR, Maik	10	100	10.0
COUISNARD, Jermaine	10	94	9.4
BOLDEN, Jair	10	90	9.0
BRYANT, Keyshawn	2	17	8.5
MINAYA, Justin	10	72	7.2
FRINK, Alanzo	10	70	7.0
LEVEQUE, Wildens	9	28	3.1
MCCREARY, Jalyn	10	29	2.9
MOSS, TJ	10	29	2.9
HANNIBAL, Trae	7	14	2.0
GREEN, Mike	3	3	1.0

Field Goal Attempts	G	Att	Att/G
LAWSON, AJ	10	115	11.5
COUISNARD, Jermaine	10	94	9.4
KOTSAR, Maik	10	91	9.1
BOLDEN, Jair	10	77	7.7
MINAYA, Justin	10	64	6.4

Field Goals Made	G	Made	Made/G
LAWSON, AJ	10	50	5.0
KOTSAR, Maik	10	46	4.6
BOLDEN, Jair	10	36	3.6
COUISNARD, Jermaine	10	35	3.5
FRINK, Alanzo	10	30	3.0

3-Point FG Attempts	G	Att	Att/G
LAWSON, AJ	10	52	5.2
COUISNARD, Jermaine	10	34	3.4
BOLDEN, Jair	10	30	3.0
MINAYA, Justin	10	28	2.8
MOSS, TJ	10	24	2.4

3-Point FG Made	G	Made	Made/G
LAWSON, AJ	10	17	1.7
BOLDEN, Jair	10	12	1.2
COUISNARD, Jermaine	10	10	1.0
MOSS, TJ	10	5	0.5
MINAYA, Justin	10	5	0.5

Free Throw Attempts	G	Att	Att/G
LAWSON, AJ	10	53	5.3
MINAYA, Justin	10	28	2.8
FRINK, Alanzo	10	21	2.1
KOTSAR, Maik	10	18	1.8
COUISNARD, Jermaine	10	17	1.7

Free Throws Made	G	Made	Made/G
LAWSON, AJ	10	42	4.2
MINAYA, Justin	10	19	1.9
COUISNARD, Jermaine	10	14	1.4
FRINK, Alanzo	10	10	1.0
KOTSAR, Maik	10	8	0.8
LEVEQUE, Wildens	9	8	0.9





The Automated ScoreBook  
South Carolina Category Leaders (as of Dec 13, 2019)  
All games

Rebounds	G	Reb	Reb/G
KOTSAR, Maik	10	61	6.1
MINAYA, Justin	10	53	5.3
FRINK, Alanzo	10	45	4.5
BOLDEN, Jair	10	38	3.8
LAWSON, AJ	10	30	3.0

Rebound Average	G	Reb	Avg/G
KOTSAR, Maik	10	61	6.1
MINAYA, Justin	10	53	5.3
FRINK, Alanzo	10	45	4.5
BOLDEN, Jair	10	38	3.8
LEVEQUE, Wildens	9	29	3.2

Offensive Rebounds	G	No.	Avg/G
KOTSAR, Maik	10	23	2.3
FRINK, Alanzo	10	21	2.1
MINAYA, Justin	10	20	2.0
LEVEQUE, Wildens	9	12	1.3
MCCREARY, Jalyn	10	9	0.9

Defensive Rebounds	G	No.	Avg/G
KOTSAR, Maik	10	38	3.8
BOLDEN, Jair	10	35	3.5
MINAYA, Justin	10	33	3.3
LAWSON, AJ	10	27	2.7
FRINK, Alanzo	10	24	2.4

Fouls	G	No.	Per/G
KOTSAR, Maik	10	30	3.0
MCCREARY, Jalyn	10	26	2.6
FRINK, Alanzo	10	26	2.6
LEVEQUE, Wildens	9	21	2.3
BOLDEN, Jair	10	20	2.0

Foulsouts	G	No.
FRINK, Alanzo	10	1
MCCREARY, Jalyn	10	1
BOLDEN, Jair	10	1

Assists	G	No.	Ast/G
COUISNARD, Jermaine	10	28	2.8
LAWSON, AJ	10	27	2.7
MINAYA, Justin	10	23	2.3
MOSS, TJ	10	22	2.2
KOTSAR, Maik	10	15	1.5

Steals	G	No.	Stl/G
KOTSAR, Maik	10	13	1.3
LAWSON, AJ	10	12	1.2
BOLDEN, Jair	10	10	1.0
HANNIBAL, Trae	7	7	1.0
COUISNARD, Jermaine	10	7	0.7

Blocked Shots	G	No.	Blk/G
KOTSAR, Maik	10	12	1.2
LEVEQUE, Wildens	9	9	1.0
MINAYA, Justin	10	8	0.8
MCCREARY, Jalyn	10	6	0.6
FRINK, Alanzo	10	6	0.6

Minutes	G	No.	Min/G
MINAYA, Justin	10	297	29.7
KOTSAR, Maik	10	295	29.5
LAWSON, AJ	10	276	27.6
COUISNARD, Jermaine	10	226	22.6
BOLDEN, Jair	10	225	22.5

Turnovers	G	No.	TO/G
COUISNARD, Jermaine	10	19	1.9
LAWSON, AJ	10	17	1.7
KOTSAR, Maik	10	14	1.4
MOSS, TJ	10	14	1.4
MINAYA, Justin	10	12	1.2



The Automated ScoreBook  
South Carolina Team High/Low Analysis (as of Dec 13, 2019)  
All games

South Carolina - TEAM GAME HIGHS

POINTS	90	CLEVELAND STATE (11/15/19)
	84	at Massachusetts (12/04/19)
	77	NORTH ALABAMA (11/6/19)
	74	GEORGE WASHINGTON (12/1/19)
	74	GARDNER-WEBB (11/22/19)
FIELD GOALS MADE	33	at Massachusetts (12/04/19)
	31	CLEVELAND STATE (11/15/19)
FIELD GOAL ATTEMPTS	82	CLEVELAND STATE (11/15/19)
	67	BOSTON U (11/19/19)
FIELD GOAL PERCENTAGE	.550 (33-60)	at Massachusetts (12/04/19)
	.526 (30-57)	GEORGE WASHINGTON (12/1/19)
3 PT FIELD GOALS MADE	9	WYOMING (11/10/19)
	8	CLEVELAND STATE (11/15/19)
3 PT FG ATTEMPTS	27	WYOMING (11/10/19)
	25	HOUSTON (12/8/19)
	25	CLEVELAND STATE (11/15/19)
3 PT FG PERCENTAGE	.368 (7-19)	vs UNI (11/27/19)
	.333 (9-27)	WYOMING (11/10/19)
FREE THROWS MADE	20	CLEVELAND STATE (11/15/19)
	19	NORTH ALABAMA (11/6/19)
FREE THROW ATTEMPTS	36	NORTH ALABAMA (11/6/19)
	31	CLEVELAND STATE (11/15/19)
FREE THROW PERCENTAGE	.882 (15-17)	GARDNER-WEBB (11/22/19)
	.645 (20-31)	CLEVELAND STATE (11/15/19)
REBOUNDS	47	CLEVELAND STATE (11/15/19)
	46	GEORGE WASHINGTON (12/1/19)
	46	NORTH ALABAMA (11/6/19)
ASSISTS	22	at Massachusetts (12/04/19)
	17	GARDNER-WEBB (11/22/19)
STEALS	14	CLEVELAND STATE (11/15/19)
	9	at Massachusetts (12/04/19)
	9	vs Wichita St. (11/26/19)
	9	WYOMING (11/10/19)
BLOCKED SHOTS	9	GARDNER-WEBB (11/22/19)
	6	GEORGE WASHINGTON (12/1/19)
TURNOVERS	20	NORTH ALABAMA (11/6/19)
	19	vs Wichita St. (11/26/19)
FOULS	27	NORTH ALABAMA (11/6/19)
	26	at Massachusetts (12/04/19)



The Automated ScoreBook  
South Carolina High/Low Analysis (as of Dec 13, 2019)  
All games

Opponent - GAME HIGHS

POINTS	80	at Massachusetts (12/04/19)
	78	vs UNI (11/27/19)
	78	BOSTON U (11/19/19)
	76	HOUSTON (12/8/19)
	70	vs Wichita St. (11/26/19)
FIELD GOALS MADE	27	BOSTON U (11/19/19)
	26	HOUSTON (12/8/19)
FIELD GOAL ATTEMPTS	69	GEORGE WASHINGTON (12/1/19)
	64	BOSTON U (11/19/19)
FIELD GOAL PERCENTAGE	.500 (26-52)	HOUSTON (12/8/19)
	.490 (25-51)	vs UNI (11/27/19)
3 PT FIELD GOALS MADE	10	at Massachusetts (12/04/19)
	9	HOUSTON (12/8/19)
	9	BOSTON U (11/19/19)
3 PT FG ATTEMPTS	36	GEORGE WASHINGTON (12/1/19)
	27	vs Wichita St. (11/26/19)
3 PT FG PERCENTAGE	.529 (9-17)	HOUSTON (12/8/19)
	.435 (10-23)	at Massachusetts (12/04/19)
FREE THROWS MADE	24	at Massachusetts (12/04/19)
	23	NORTH ALABAMA (11/6/19)
FREE THROW ATTEMPTS	34	at Massachusetts (12/04/19)
	33	NORTH ALABAMA (11/6/19)
FREE THROW PERCENTAGE	.864 (19-22)	GARDNER-WEBB (11/22/19)
	.833 (20-24)	vs UNI (11/27/19)
REBOUNDS	43	vs Wichita St. (11/26/19)
	41	HOUSTON (12/8/19)
	41	CLEVELAND STATE (11/15/19)
ASSISTS	17	vs Wichita St. (11/26/19)
	16	HOUSTON (12/8/19)
	16	at Massachusetts (12/04/19)
STEALS	9	vs Wichita St. (11/26/19)
	7	at Massachusetts (12/04/19)
	7	GEORGE WASHINGTON (12/1/19)
	7	BOSTON U (11/19/19)
	7	NORTH ALABAMA (11/6/19)
BLOCKED SHOTS	6	HOUSTON (12/8/19)
	6	NORTH ALABAMA (11/6/19)
TURNOVERS	29	CLEVELAND STATE (11/15/19)
	19	at Massachusetts (12/04/19)
FOULS	30	NORTH ALABAMA (11/6/19)
	29	CLEVELAND STATE (11/15/19)



The Automated ScoreBook  
South Carolina High/Low Analysis (as of Dec 13, 2019)  
All games

South Carolina - GAME LOWS

POINTS	47	vs Wichita St. (11/26/19)
	56	HOUSTON (12/8/19)
	66	WYOMING (11/10/19)
	70	BOSTON U (11/19/19)
	72	vs UNI (11/27/19)
FIELD GOALS MADE	18	vs Wichita St. (11/26/19)
	20	HOUSTON (12/8/19)
FIELD GOAL ATTEMPTS	56	vs Wichita St. (11/26/19)
	57	NORTH ALABAMA (11/6/19)
	57	GEORGE WASHINGTON (12/1/19)
FIELD GOAL PERCENTAGE	.321 (18-56)	vs Wichita St. (11/26/19)
	.323 (20-62)	HOUSTON (12/8/19)
3 PT FIELD GOALS MADE	2	NORTH ALABAMA (11/6/19)
	2	at Massachusetts (12/04/19)
3 PT FG ATTEMPTS	9	NORTH ALABAMA (11/6/19)
	10	vs Wichita St. (11/26/19)
	10	at Massachusetts (12/04/19)
3 PT FG PERCENTAGE	.182 (4-22)	BOSTON U (11/19/19)
	.200 (2-10)	at Massachusetts (12/04/19)
FREE THROWS MADE	5	vs UNI (11/27/19)
	7	WYOMING (11/10/19)
FREE THROW ATTEMPTS	11	vs UNI (11/27/19)
	12	WYOMING (11/10/19)
FREE THROW PERCENTAGE	.455 (5-11)	vs UNI (11/27/19)
	.471 (8-17)	vs Wichita St. (11/26/19)
REBOUNDS	27	vs UNI (11/27/19)
	29	HOUSTON (12/8/19)
ASSISTS	8	vs Wichita St. (11/26/19)
	13	NORTH ALABAMA (11/6/19)
	13	vs UNI (11/27/19)
STEALS	1	GEORGE WASHINGTON (12/1/19)
	4	HOUSTON (12/8/19)
BLOCKED SHOTS	2	at Massachusetts (12/04/19)
	4	vs Wichita St. (11/26/19)
	4	vs UNI (11/27/19)
	4	HOUSTON (12/8/19)
TURNOVERS	7	GARDNER-WEBB (11/22/19)
	9	HOUSTON (12/8/19)
FOULS	14	GEORGE WASHINGTON (12/1/19)
	16	BOSTON U (11/19/19)





The Automated ScoreBook  
South Carolina High/Low Analysis (as of Dec 13, 2019)  
All games

Opponent - GAME LOWS

POINTS	32	WYOMING (11/10/19)
	55	NORTH ALABAMA (11/6/19)
	63	CLEVELAND STATE (11/15/19)
	65	GEORGE WASHINGTON (12/1/19)
	69	GARDNER-WEBB (11/22/19)
FIELD GOALS MADE	9	WYOMING (11/10/19)
	15	NORTH ALABAMA (11/6/19)
FIELD GOAL ATTEMPTS	39	WYOMING (11/10/19)
	49	at Massachusetts (12/04/19)
FIELD GOAL PERCENTAGE	.231 (9-39)	WYOMING (11/10/19)
	.246 (15-61)	NORTH ALABAMA (11/6/19)
3 PT FIELD GOALS MADE	2	NORTH ALABAMA (11/6/19)
	2	CLEVELAND STATE (11/15/19)
3 PT FG ATTEMPTS	11	CLEVELAND STATE (11/15/19)
	17	WYOMING (11/10/19)
	17	HOUSTON (12/8/19)
3 PT FG PERCENTAGE	.095 (2-21)	NORTH ALABAMA (11/6/19)
	.182 (2-11)	CLEVELAND STATE (11/15/19)
FREE THROWS MADE	10	WYOMING (11/10/19)
	11	GEORGE WASHINGTON (12/1/19)
FREE THROW ATTEMPTS	15	GEORGE WASHINGTON (12/1/19)
	18	WYOMING (11/10/19)
FREE THROW PERCENTAGE	.556 (10-18)	WYOMING (11/10/19)
	.682 (15-22)	BOSTON U (11/19/19)
	.682 (15-22)	HOUSTON (12/8/19)
REBOUNDS	21	WYOMING (11/10/19)
	29	GARDNER-WEBB (11/22/19)
	29	at Massachusetts (12/04/19)
ASSISTS	5	WYOMING (11/10/19)
	7	NORTH ALABAMA (11/6/19)
STEALS	2	WYOMING (11/10/19)
	2	HOUSTON (12/8/19)
BLOCKED SHOTS	0	vs UNI (11/27/19)
	2	WYOMING (11/10/19)
	2	BOSTON U (11/19/19)
	2	GARDNER-WEBB (11/22/19)
TURNOVERS	4	GEORGE WASHINGTON (12/1/19)
	8	GARDNER-WEBB (11/22/19)
FOULS	12	WYOMING (11/10/19)
	12	vs UNI (11/27/19)



The Automated ScoreBook  
South Carolina Player High/Low Analysis (as of Dec 13, 2019)  
All games

South Carolina - I N D I V I D U A L G A M E H I G H S

Points	28	LAWSON, AJ vs Cleveland State (11/15/19)
	24	LAWSON, AJ at Massachusetts (12/04/19)
	22	LAWSON, AJ vs Boston U (11/19/19)
	20	LAWSON, AJ vs UNI (11/27/19)
	17	KOTSAR, Maik vs George Washington (12/1/19)
	17	MINAYA, Justin vs North Alabama (11/6/19)
Field Goals Made	8	LAWSON, AJ at Massachusetts (12/04/19)
	8	KOTSAR, Maik vs George Washington (12/1/19)
	8	LAWSON, AJ vs UNI (11/27/19)
	8	LAWSON, AJ vs Boston U (11/19/19)
Field Goal Att.	18	LAWSON, AJ vs Boston U (11/19/19)
	17	LAWSON, AJ vs Cleveland State (11/15/19)
FG Pct (min 5 made)	.889 (8-9)	KOTSAR, Maik vs George Washington (12/1/19)
	.833 (5-6)	FRINK, Alanzo vs UNI (11/27/19)
3-Point FG Made	3	BOLDEN, Jair vs UNI (11/27/19)
	3	LAWSON, AJ vs Wyoming (11/10/19)
	3	BOLDEN, Jair vs Wyoming (11/10/19)
3-Point FG Att.	8	LAWSON, AJ vs Boston U (11/19/19)
	7	LAWSON, AJ vs Houston (12/8/19)
	7	MINAYA, Justin vs UNI (11/27/19)
	7	LAWSON, AJ vs Gardner-Webb (11/22/19)
	7	LAWSON, AJ vs Cleveland State (11/15/19)
	7	LAWSON, AJ vs Wyoming (11/10/19)
3-Pt FG Pct (min 2 made)	.750 (3-4)	BOLDEN, Jair vs UNI (11/27/19)
	.750 (3-4)	BOLDEN, Jair vs Wyoming (11/10/19)
Free Throws Made	12	LAWSON, AJ vs Cleveland State (11/15/19)
	6	LAWSON, AJ at Massachusetts (12/04/19)
	6	MINAYA, Justin vs Boston U (11/19/19)
	6	LAWSON, AJ vs North Alabama (11/6/19)
Free Throw Att.	13	LAWSON, AJ vs Cleveland State (11/15/19)
	8	LAWSON, AJ at Massachusetts (12/04/19)
	8	MINAYA, Justin vs Boston U (11/19/19)
FT Pct (min 3 made)	1.000 (4-4)	LAWSON, AJ vs Houston (12/8/19)
	1.000 (4-4)	LAWSON, AJ vs Gardner-Webb (11/22/19)
	1.000 (4-4)	COUISNARD, Jermaine vs Gardner-Webb (11/22/19)
	1.000 (3-3)	LAWSON, AJ vs George Washington (12/1/19)
Rebounds	12	KOTSAR, Maik vs Cleveland State (11/15/19)
	11	MINAYA, Justin vs North Alabama (11/6/19)
Assists	6	COUISNARD, Jermaine at Massachusetts (12/04/19)
	6	COUISNARD, Jermaine vs Gardner-Webb (11/22/19)
Steals	3	COUISNARD, Jermaine vs Houston (12/8/19)
	3	KOTSAR, Maik at Massachusetts (12/04/19)
	3	HANNIBAL, Trae vs UNI (11/27/19)
	3	KOTSAR, Maik vs Wichita St. (11/26/19)
	3	BOLDEN, Jair vs Cleveland State (11/15/19)
	3	LAWSON, AJ vs Wyoming (11/10/19)
Blocked Shots	4	MINAYA, Justin vs Gardner-Webb (11/22/19)
	3	FRINK, Alanzo vs Houston (12/8/19)
	3	LEVEQUE, Wildens vs Gardner-Webb (11/22/19)
	3	MCCREARY, Jalyn vs Cleveland State (11/15/19)
Turnovers	6	COUISNARD, Jermaine vs Wichita St. (11/26/19)
	5	LAWSON, AJ vs George Washington (12/1/19)
	5	KOTSAR, Maik vs Wichita St. (11/26/19)

	5	MCCREARY, Jalyn vs North Alabama (11/6/19)
Fouls	5	BOLDEN, Jair vs UNI (11/27/19)
	5	MCCREARY, Jalyn vs North Alabama (11/6/19)
	5	FRINK, Alanzo vs North Alabama (11/6/19)
Minutes	38	KOTSAR, Maik vs George Washington (12/1/19)
	38	LAWSON, AJ vs Boston U (11/19/19)
	36	MINAYA, Justin vs George Washington (12/1/19)
	36	KOTSAR, Maik vs UNI (11/27/19)
	36	KOTSAR, Maik vs Wichita St. (11/26/19)
	36	KOTSAR, Maik vs Boston U (11/19/19)



The Automated ScoreBook  
South Carolina Opponent High/Low Analysis (as of Dec 13, 2019)  
All games

OPPONENT INDIVIDUAL GAME HIGHS

Points	26	AJ Green vs UNI (11/27/19)
	24	GRIMES, Quentin vs Houston (12/8/19)
	22	Potter,Armel vs George Washington (12/1/19)
	19	Erik Stevenson vs Wichita St. (11/26/19)
	19	JAMISON JR, Eric vs Gardner-Webb (11/22/19)
Field Goals Made	9	GRIMES, Quentin vs Houston (12/8/19)
	9	Potter,Armel vs George Washington (12/1/19)
Field Goal Att.	22	Potter,Armel vs George Washington (12/1/19)
	18	Battle,Jamison vs George Washington (12/1/19)
FG Pct (min 5 made)	.667 (6-9)	GOMILLION, Tre vs Cleveland State (11/15/19)
	.625 (5-8)	Trae Berhow vs UNI (11/27/19)
3-Point FG Made	6	Battle,Jamison vs George Washington (12/1/19)
	5	Trae Berhow vs UNI (11/27/19)
3-Point FG Att.	16	Battle,Jamison vs George Washington (12/1/19)
	11	T.J. Weeks at Massachusetts (12/04/19)
3-Pt FG Pct (min 2 made)	1.000 (2-2)	TERRY, Lance vs Gardner-Webb (11/22/19)
	.750 (3-4)	HINTON, Nate vs Houston (12/8/19)
Free Throws Made	10	AJ Green vs UNI (11/27/19)
	7	Sean East II at Massachusetts (12/04/19)
	7	Tre Mitchell at Massachusetts (12/04/19)
	7	BRIM, C.J. vs North Alabama (11/6/19)
Free Throw Att.	11	Tre Mitchell at Massachusetts (12/04/19)
	10	AJ Green vs UNI (11/27/19)
FT Pct (min 3 made)	1.000 (10-10)	AJ Green vs UNI (11/27/19)
	1.000 (7-7)	Sean East II at Massachusetts (12/04/19)
	1.000 (6-6)	GORHAM, Justin vs Houston (12/8/19)
	1.000 (6-6)	PEREZ, Jose vs Gardner-Webb (11/22/19)
	1.000 (6-6)	JAMISON JR, Eric vs Gardner-Webb (11/22/19)
	1.000 (5-5)	Erik Stevenson vs Wichita St. (11/26/19)
	1.000 (4-4)	CORNWALL, Jaheam vs Gardner-Webb (11/22/19)
	1.000 (4-4)	Harper, Jonas vs Boston U (11/19/19)
	1.000 (3-3)	Justin Dahl vs UNI (11/27/19)
Rebounds	11	HINTON, Nate vs Houston (12/8/19)
	10	GRESHAM, Brison vs Houston (12/8/19)
Assists	6	Potter,Armel vs George Washington (12/1/19)
	6	Vilarino, Alex vs Boston U (11/19/19)
Steals	4	T.J. Weeks at Massachusetts (12/04/19)
	4	Nelson Jr.,Jameer vs George Washington (12/1/19)
Blocked Shots	2	GRESHAM, Brison vs Houston (12/8/19)
	2	HARRIS Jr., Chris vs Houston (12/8/19)
	2	Sy Chatman at Massachusetts (12/04/19)
	2	Stallings,Ace vs George Washington (12/1/19)
	2	JOHNSON, Deante vs Cleveland State (11/15/19)
	2	JAMES, Mervin vs North Alabama (11/6/19)
	2	LITTLES, Emanuel vs North Alabama (11/6/19)
Turnovers	7	GRIMES, Quentin vs Houston (12/8/19)
	6	EICHELBERGER, A. vs Cleveland State (11/15/19)
Fouls	5	Keon Clergeot at Massachusetts (12/04/19)
	5	DUFEAL, Ludovic vs Gardner-Webb (11/22/19)
	5	GOMILLION, Tre vs Cleveland State (11/15/19)
	5	WILLIAMS, Daylen vs Cleveland State (11/15/19)
	5	ANDERSON, James vs North Alabama (11/6/19)
	5	JAMES, Mervin vs North Alabama (11/6/19)