

# GAME NOTES



**ACC 29 POSTSEASON APPEARANCES | 4 SWEET SIXTEENS | 1 ELITE EIGHT | 1990 ACC REGULAR SEASON CHAMPIONS**



**CLEMSON (5-4, 0-2 ACC) vs. SOUTH CAROLINA (6-4, 0-0 SEC)**  
**SUNDAY, DECEMBER 15 • 5:05 P.M. ET • LITTLEJOHN COLISEUM (9,000) • CLEMSON, S.C.**



## CLEMSON RECORDS

|                                |     |        |
|--------------------------------|-----|--------|
| Overall:                       | 5-4 | Loss-3 |
| vs. ACC opponents:             | 0-2 | Loss-3 |
| Non-Conference regular-season: | 5-2 | Loss-2 |
| Home:                          | 4-1 | Win-4  |
| Away:                          | 0-2 | Loss-2 |
| Neutral:                       | 1-1 | Loss-1 |

## 2019-20 SCHEDULE/RESULTS

| Date  | Opponent                            | TV            | Score/Time (ET) |
|-------|-------------------------------------|---------------|-----------------|
| 10/30 | Anderson (Exhibition)               | N/A           | W, 75-48        |
| 11/5  | Virginia Tech*                      | ESPNU         | L, 60-67        |
| 11/7  | Presbyterian                        | ACCNU         | W, 79-45        |
| 11/10 | Colgate                             | ACCNX         | W, 81-68        |
| 11/17 | Detroit Mercy                       | ACCNX         | W, 87-65        |
| 11/21 | Alabama A&M                         | ACCNX         | W, 87-51        |
| 11/24 | vs. TCU <sup>1</sup>                | ESPN2         | WOT, 62-60      |
| 11/26 | vs. No. 21/24 Colorado <sup>1</sup> | ESPN2         | L, 67-71        |
| 12/2  | at Minnesota <sup>2</sup>           | ESPN2         | L, 60-78        |
| 12/8  | at Florida State*                   | ACCNU         | L, 53-72        |
| 12/15 | South Carolina                      | ESPN2         | 5 p.m.          |
| 12/20 | Jacksonville                        | ACCNU         | 9 p.m.          |
| 12/22 | Yale                                | ACCNU         | 4 p.m.          |
| 12/31 | Miami*                              | ACCNU         | 4 p.m.          |
| 1/4   | NC State*                           | ACCNU         | 12 p.m.         |
| 1/11  | at North Carolina*                  | RSN           | 4:30 p.m.       |
| 1/14  | Duke*                               | ESPN2/ACCNU   | 7 p.m.          |
| 1/18  | at NC State*                        | RSN           | 2 p.m.          |
| 1/21  | Wake Forest*                        | ACCNU         | 8 p.m.          |
| 1/25  | at Louisville*                      | RSN           | 2 p.m.          |
| 1/28  | Syracuse*                           | RSN           | 7 p.m.          |
| 2/1   | at Wake Forest*                     | ACCNU         | TBA             |
| 2/5   | at Virginia*                        | RSN           | 7 p.m.          |
| 2/9   | Notre Dame*                         | ACCNU         | 6 p.m.          |
| 2/12  | at Pittsburgh*                      | RSN           | 9 p.m.          |
| 2/15  | Louisville*                         | ESPN2/U/ACCNU | 4 p.m.          |
| 2/22  | at Boston College*                  | ACCNU         | TBA             |
| 2/25  | at Georgia Tech*                    | ESPN2/ACCNU   | 9 p.m.          |
| 2/29  | Florida State*                      | RSN           | 2 p.m.          |
| 3/4   | at Virginia Tech*                   | ACCNU         | 7 p.m.          |
| 3/6   | Georgia Tech*                       | ESPN2         | 7 p.m.          |

\* - ACC contest; Note: Home games in **bold**; <sup>1</sup> MGM Resorts Main Event (Las Vegas, Nev.); <sup>2</sup> ACC/Big 10 Challenge

## CREDENTIALS

### GAME CREDENTIALS

Media wishing to apply for credentials to cover Clemson Basketball games at Littlejohn Coliseum will be asked to apply at [www.SportsSystems.com/ClemsonBasketball](http://www.SportsSystems.com/ClemsonBasketball). Please contact Ben Winterrowd at [winterrowd@clemson.edu](mailto:winterrowd@clemson.edu) with any questions or concerns. All credentialing decisions are made in accordance with the Clemson University Athletics Media Credential Policy, available at [ClemsonTigers.com/mediapolicy](http://ClemsonTigers.com/mediapolicy).

## CLEMSON SOCIAL MEDIA

Twitter | Instagram @ClemsonMBB  
 Facebook Facebook.com/ClemsonMBB

## ATHLETIC COMMUNICATIONS

**SID Contact:** Ben Winterrowd  
**Cell Phone:** 630.862.8828  
**Email:** [winterrowd@clemson.edu](mailto:winterrowd@clemson.edu)  
**Secondary Contact:** Meaghan Frazier  
**Email:** [mrfrazi@g.clemson.edu](mailto:mrfrazi@g.clemson.edu)



## GAME CENTER



**TELEVISION:** ESPN2  
 Talent: Roy Philpott and Jordan Cornette



**RADIO:** Clemson Tigers Network  
 Talent: Don Munson and Tim Bourret  
 Engineer: Ben Milstead



**RADIO:** XM 371, Internet 371

### CLEMSON/SOUTH CAROLINA SERIES HISTORY:

- OVERALL: Clemson trails series, 79-90
- HOME: Clemson leads series, 47-32
- ROAD: Clemson trails series, 29-55
- NEUTRAL: Series tied, 3-3
- LAST MEETING: Dec. 22, 2018 (W, 78-68)
- STREAK: Won 3

### SETTING THE SCENE BETWEEN THE TIGERS AND GAMECOCKS

- The Clemson Tigers will return home for the first time since Nov. 17 and host rival South Carolina. Tipoff from Littlejohn Coliseum in Clemson, S.C. is slated for 5:05 p.m. ET.
- The contest will be televised on ESPN2 with Roy Philpott and Jordan Cornette calling the action courtside, while Don Munson and Tim Bourret will call the action on the radio waves. The radio call will be available on the Clemson Tigers Network and Tunein.com.
- Live stats will be provided on [ClemsonTigers.com](http://ClemsonTigers.com) and Twitter updates will be available on Clemson's official account (@ClemsonMBB).

### CLEMSON BASKETBALL HEADLINES

- South Carolina holds a 90-79 lead in the series, but Clemson has held a 37-18 upperhand since the Gamecocks left the Atlantic Coast Conference following the 1971-72 season.
- Since the Gamecocks' departure from the ACC, Clemson has had three separate winning streaks of at least six games in the series, most recently from 2004-10.
- In its last nine games against members of the Southeastern Conference the Tigers are 8-1, including 3-0 against South Carolina.
- Tevin Mack led the Tigers in scoring for the third time this season with his eighth double-digit scoring game of 2019-20. Mack scored 11-straight points in the second half against the Seminoles. The 11 points were a new season-high for Mack who previously had scored nine in a row.
- Al-Amir Dawes finished with 13 points – his fourth double-digit scoring game of the season.
- Jonathan Baehre made his Clemson debut against Florida State. Baehre transferred to Clemson from UNC Asheville during the 2018 offseason and sat out the 2018-19 season due to transfer rules.
- Baehre tore his ACL on May 21, 2019, missing the 2019 World University Games and the first eight games of the season, but committed to his rehab was medically cleared by the athletic training staff last week.
- Prior to playing against the Seminoles, Baehre had not played a college game since March 13, 2018. He posted 28 points, 14 rebounds and five blocks in a UNC Asheville NIT loss at USC.
- The Tigers hosted its Annual Tiger Wonderland event on Thursday. The team and staff invited underprivileged kids from local communities to Littlejohn Coliseum for a night of fun, games, food, snacks and presents.

## PROBABLE LINEUPS

| (--/--)        | Clemson         | Ht.   | Wt. | Yr. | Hometown            | GP/GS                                  | PPG  | RPG | APG | MPG  |
|----------------|-----------------|-------|-----|-----|---------------------|--|------|-----|-----|------|
| G 2            | Al-Amir Dawes   | 6-2   | 180 | Fr. | Newark, N.J.        | 9/9                                    | 9.8  | 2.4 | 3.1 | 31.1 |
| G 15           | John Newman III | 6-5   | 197 | So. | Greensboro, N.C.    | 9/9                                    | 10.2 | 3.1 | 2.0 | 30.2 |
| F 13           | Tevin Mack      | 6-6   | 227 | Gr. | Columbia, S.C.      | 9/9                                    | 13.8 | 4.9 | 1.3 | 28.8 |
| F 21           | Khavon Moore    | 6-8   | 217 | So. | Macon, Ga.          | 9/4                                    | 3.2  | 3.2 | 1.0 | 15.8 |
| F 25           | Aamir Simms     | 6-8.5 | 240 | Jr. | Palmyra, Va.        | 9/9                                    | 11.3 | 8.0 | 2.3 | 29.7 |
| F 1            | Jonathan Baehre | 6-10  | 209 | Jr. | Wiesbaden, Germany  | 1/0                                    | 0.0  | 3.0 | 0.0 | 13.4 |
| G 3            | Chase Hunter    | 6-3   | 200 | Fr. | Atlanta, Ga.        | 5/4                                    | 7.0  | 1.8 | 2.6 | 24.7 |
| G 4            | Nick Honor      | 5-10  | 205 | So. | Orlando, Fla.       | Sitting Out Due to NCAA Transfer Rules |      |     |     |      |
| F 5            | Hunter Tyson    | 6-8   | 211 | So. | Monroe, N.C.        | 9/0                                    | 6.7  | 3.8 | 0.4 | 15.0 |
| G 10           | Curran Scott    | 6-4   | 205 | Gr. | Edmond, Okla.       | 9/1                                    | 6.8  | 2.0 | 1.4 | 20.7 |
| G 11           | Parker Fox      | 6-6   | 202 | So. | Reno, Nev.          | 4/0                                    | 0.5  | 0.0 | 0.0 | 2.9  |
| G 12           | Alex Hemenway   | 6-3   | 180 | Fr. | Newburgh, Ind.      | 2/0                                    | 4.5  | 0.0 | 0.0 | 12.0 |
| F 20           | O'Neil McBride  | 6-7   | 195 | Fr. | Myrtle Beach, S.C.  | 4/0                                    | 0.5  | 1.0 | 0.3 | 2.6  |
| G 31           | Wells Hoag      | 6-2   | 180 | So. | Greenville, S.C.    | 3/0                                    | 1.7  | 0.7 | 0.0 | 3.4  |
| F 32           | Paul Grinde     | 6-10  | 300 | Gr. | Virginia Beach, Va. | 4/0                                    | 2.0  | 0.3 | 0.0 | 3.5  |
| C 55           | Trey Jemison    | 7-0   | 256 | So. | Birmingham, Ala.    | 9/0                                    | 2.1  | 1.6 | 0.1 | 8.5  |
| <b>Injured</b> |                 |       |     |     |                     |  |      |     |     |      |
| G 0            | Clyde Trapp     | 6-4   | 194 | Jr. | Eastover, S.C.      | -- Torn ACL --                         |      |     |     |      |

| (--/--) | South Carolina  | Ht.  | Wt. | Yr.  | Hometown                 | GP/GS | PPG  | RPG | APG | MPG  |
|---------|-----------------|------|-----|------|--------------------------|-------|------|-----|-----|------|
| G 00    | AJ Lawson       | 6-6  | 178 | So.  | Toronto, Ontario, Canada | 10/10 | 15.9 | 3.0 | 2.7 | 27.6 |
| G 52    | Jair Bolden     | 6-3  | 215 | RJr. | Brooklyn, N.Y.           | 10/10 | 9.0  | 3.8 | 1.4 | 22.5 |
| F 10    | Justin Minaya   | 6-6  | 215 | RSO. | Harrington Park, N.J.    | 10/10 | 7.2  | 5.3 | 2.3 | 29.7 |
| F 15    | Wildens Leveque | 6-11 | 230 | Fr.  | Brockton, Mass.          | 9/6   | 3.1  | 3.2 | 0.2 | 13.3 |
| F 21    | Malik Kotsar    | 6-11 | 270 | Sr.  | Tallinn, Estonia         | 10/10 | 10.0 | 6.1 | 1.5 | 29.5 |

# BROADCAST SHEET

(Clicking on a player's headshot will take you to their online bio)



## #0 CLYDE TRAPP

So. • 6-4 • 194 • Guard

Eastover, S.C. • Lower Richland HS

- Tore his ACL on Friday, June 28 - the day before the team took off for Italy for the 2019 World University Games.
- Team is hopeful for a return by early January.

- Served as backup point guard to Shelton Mitchell in 2018-19.
- Scored season-high 16 points against Pitt (Jan. 29).
- Career-high 5 field goals vs. Lipscomb (Dec. 30).
- Appeared in 34 games and made seven starts (6.0 PPG, 3.4 RPG)



## #1 JONATHAN BAEHRE

Jr. • 6-10 • 209 • Forward

Wiesbaden, Germany • UNC Asheville

- Tore his ACL on Tuesday, May 21 and did not participate in the 2019 World University Games in Italy.
- Team is hopeful for a return at some point in December.

- Sat out last season due to NCAA transfer rules.
- Transferred from UNC Asheville.
- Scored 28 points and grabbed 14 rebounds in an NIT contest against Southern California (the only USC) in 2018.



## #2 AL-AMIR DAWES

Fr. • 6-2 • 180 • Guard

Newark, N.J. • The Patrick School

- Season-high 19 points against Alabama A&M
- Came to Clemson as a four-star prospect according to ESPN and 247Sports.
- Ranked No. 95 in ESPN's Top 100

- Averaged 7.0 points, 2.2 rebounds and 2.3 assists during the 2019 World University Games.
- Chose Clemson over Providence, Seton Hall, St. John's and UCONN.




## #3 CHASE HUNTER

Fr. • 6-3 • 200 • Guard

Atlanta, Ga. • Westlake HS

- Came to Clemson as a four-star prospect and No. 98 overall in 247Sports' Top 100.
- Rated the No. 4 player in the state of Georgia and the No. 14 combo guard in the country.

- Averaged 3.8 points, 1.5 rebounds and 1.0 assists during the 2019 World University Games.
- Chose Clemson over Georgia, Virginia, Oklahoma and Michigan State.




## #5 HUNTER TYSON

So. • 6-8 • 211 • Forward

Monroe, N.C. • Piedmont HS

- Scored career-high 20 points off the bench in 87-65 win over Detroit Mercy.
- Made a career-best five 3-pointers on 10 attempts.
- First 20-point scorer off the bench since Marquise Reed (Dec. 20, 2018).

- Averaged 8.3 points and 3.8 rebounds during the 2019 World University Games.
- Averaged 1.6 points and 1.0 rebounds last season.
- Scored career-high 9 points at Pittsburgh (Feb. 27, 2019).




## #10 CURRAN SCOTT

Gr. • 6-4 • 204 • Guard

Edmond, Okla. • Tulsa

- Graduate senior who is serving his final year of eligibility for the Tigers in 2019-20.
- Led Tulsa with 41 three-pointers last season.

- Shot 44.4 percent from long range in AAC play last season.
- Scored in double-figures on 13 occasions, including two 20-point outings.
- Finished the season (last five games) averaging 15.8 points.



## #11 PARKER FOX

So. • 6-6 • 202 • Guard

Reno, Nev. • Oconee HS (Ga.)

- Walk-on guard who joined the team in the spring of 2018.
- Son of current University of California men's basketball head coach Mark Fox.
- Appeared in five games last season.

- Made his collegiate debut against The Citadel (Nov. 6, 2019).
- Connected on first career points with first career 3-pointer against Charleston Southern.
- Finished the season 50.0 percent from the floor and from distance.



## #12 ALEX HEMENWAY

Fr. • 6-3 • 180 • Guard

Newburgh, Ind. • Castle HS

- Severe high ankle sprain --no timetable.
- Posted one of the biggest shots of the 2019 World University Games - a 4-point play at the end of the Finland game which helped seal a 69-65 victory.

- Came to Clemson as a three-star prospect.
- Ranked as the No. 10 prospect in the state of Indiana.
- Chose Clemson over Nebraska, Creighton, DePaul and Belmont.



## #13 TEVIN MACK

Gr. • 6-6 • 227 • Guard/Forward

Columbia, S.C. • Dreher HS

- Tallied five steals against Colgate (Nov. 10). Second player in the last five seasons for Clemson (Marquise Reed).
- Season-high 22 points against TCU (Nov. 24) - 8-15 FG, 5-10 3FG

- Finished third in double-digit scoring games last season (16).
- Played 48 career games at Texas prior to transferring to Alabama.
- Career high 27 points against Oklahoma State (1/4/17).



## #15 JOHN NEWMAN III

So. • 6-5 • 197 • Guard

Greensboro, N.C. • Greensboro Day

- Posted a career-high 16 points against Presbyterian (Nov. 7).
- Connected on career-best six field goals against Presbyterian.
- Tied career-best with 16 pts vs. Colorado

- Averaged 13.3 points and 5.7 rebounds per game during the 2019 World University Games.
- Scored 8 points and grabbed five rebounds in an exhibition victory over Anderson (Oct. 30).




## #20 O'NEIL McBRIDE

Fr. • 6-7 • 195 • Forward

Myrtle Beach, S.C. • Myrtle Beach HS

- Scored first career points at Minnesota (Dec. 2).
- Has two rebounds this season
- Walk-on who joined the Tigers during the summer of 2019.

- Attended and graduated from Myrtle Beach High School.
- Averaged 10.0 PPG and 9.0 RPG as a senior
- Following high school, attended postgraduate school and played at Fork Union Military Academy (Va.).



## #21 KHAVON MOORE

So. • 6-8 • 217 • Forward

Macon, Ga. • Texas Tech

- Scored career-high 10 points on career-best 5 made field goals at Minnesota (Dec. 2).
- NCAA waiver was granted on Oct. 30.

- Came out of high school as a highly regarded four-star prospect.
- Was rated No. 44 in the nation by Rivals.com.
- ESPN graded Moore at No. 43 in ESPN's Top 100.



## #25 AAMIR SIMMS

Jr. • 6-8.5 • 240 • Forward

Palmyra, Va. • Blue Ridge School

- Second career double-double against TCU (Nov. 24) - 13 points and 12 rebounds
- Posted first career double-double (12 points, 15 rebounds) vs. Virginia Tech

- Averaged 15.2 points and 9.8 rebounds per game during the 2019 World University Games.
- Scored 27 points and grabbed 16 rebounds against Israel.
- 44.1 FG percentage in 2018-19; 25 blocks (second on team).




## #32 PAUL GRINDE

Gr. • 6-10 • 300 • Forward

Virginia Beach, Va. • Vassar

- Graduate senior who is serving his final year of eligibility for the Tigers in 2019-20 (transferred from Vassar College).
- Averaged 14.1 points and 6.9 rebounds per game last season for Vassar.

- 17th player in Vassar history to amass 1,000 points.
- Ranks sixth all-time at Vassar in rebounds with 569
- One of just four players all time at Vassar to post 1,000 points and 500 rebounds.



## #55 TREY JEMISON

So. • 7-0 • 256 • Center

Birmingham, Ala. • Hoover HS

- Scored career-high 10 points and grabbed a career-best five rebounds against Alabama A&M (Nov. 21).
- Blocked a career-high four shots against the Bulldogs.

- Scored career-high four points at Duke (Jan. 5, 2019).
- Blocked a career-high two shots against Wake Forest (Feb. 3, 2019).
- Averaged 4.2 points and 3.5 rebounds at 2019 World University Games.

# ROSTER

## ALPHABETICAL

| No | Name            | Pos | Hgt  | Wgt | Cl. | Exp. | Hometown            | Previous School       |
|----|-----------------|-----|------|-----|-----|------|---------------------|-----------------------|
| 1  | Jonathan Baehre | F   | 6-10 | 209 | Jr. | TR   | Wiesbaden, Germany  | UNC Asheville         |
| 2  | Al-Amir Dawes   | G   | 6-2  | 180 | Fr. | HS   | Newark, N.J.        | The Patrick School    |
| 11 | Parker Fox      | G   | 6-6  | 202 | So. | 1VL  | Reno, Nev.          | Oconee HS (Ga.)       |
| 32 | Paul Grinde     | F/C | 6-10 | 300 | Gr. | TR   | Virginia Beach, Va. | Vassar                |
| 12 | Alex Hemenway   | G   | 6-3  | 180 | Fr. | HS   | Newburgh, Ind.      | Castle HS             |
| 31 | Wells Hoag      | G   | 6-2  | 180 | So. | HS   | Greenville, S.C.    | Greenville HS         |
| 4  | Nick Honor      | G   | 5-10 | 205 | So. | TR   | Orlando, Fla.       | Fordham               |
| 3  | Chase Hunter    | G   | 6-3  | 200 | Fr. | HS   | Atlanta, Ga.        | Westlake HS           |
| 55 | Trey Jemison    | C   | 7-0  | 256 | So. | 1VL  | Birmingham, Ala.    | Hoover HS             |
| 13 | Tevin Mack      | G/F | 6-6  | 227 | Gr. | TR   | Columbia, S.C.      | Alabama               |
| 21 | Khavon Moore    | G/F | 6-8  | 217 | So. | TR   | Macon, Ga.          | Texas Tech            |
| 15 | John Newman III | F   | 6-5  | 197 | So. | 1VL  | Greensboro, N.C.    | Greensboro Day School |
| 10 | Curran Scott    | G   | 6-4  | 205 | Gr. | TR   | Edmond, Okla.       | Tulsa                 |
| 25 | Aamir Simms     | F   | 6-7  | 240 | Jr. | 2VL  | Palmyra, Va.        | Blue Ridge School     |
| 0  | Clyde Trapp     | G   | 6-4  | 194 | Jr. | 2VL  | Eastover, S.C.      | Lower Richland HS     |
| 5  | Hunter Tyson    | F   | 6-8  | 211 | So. | 1VL  | Monroe, N.C.        | Piedmont HS           |

## NUMERICAL

| No | Name            | Pos | Hgt  | Wgt | Cl. | Exp. | Hometown            | Previous School       |
|----|-----------------|-----|------|-----|-----|------|---------------------|-----------------------|
| 0  | Clyde Trapp     | G   | 6-4  | 194 | Jr. | 2VL  | Eastover, S.C.      | Lower Richland HS     |
| 1  | Jonathan Baehre | F   | 6-10 | 209 | Jr. | TR   | Wiesbaden, Germany  | UNC Asheville         |
| 2  | Al-Amir Dawes   | G   | 6-2  | 180 | Fr. | HS   | Newark, N.J.        | The Patrick School    |
| 3  | Chase Hunter    | G   | 6-3  | 200 | Fr. | HS   | Atlanta, Ga.        | Westlake HS           |
| 4  | Nick Honor      | G   | 5-10 | 205 | So. | TR   | Orlando, Fla.       | Fordham               |
| 5  | Hunter Tyson    | F   | 6-8  | 211 | So. | 1VL  | Monroe, N.C.        | Piedmont HS           |
| 10 | Curran Scott    | G   | 6-4  | 205 | Gr. | TR   | Edmond, Okla.       | Tulsa                 |
| 11 | Parker Fox      | G   | 6-6  | 202 | So. | 1VL  | Reno, Nev.          | Oconee HS (Ga.)       |
| 12 | Alex Hemenway   | G   | 6-3  | 180 | Fr. | HS   | Newburgh, Ind.      | Castle HS             |
| 13 | Tevin Mack      | G/F | 6-6  | 227 | Gr. | TR   | Columbia, S.C.      | Alabama               |
| 15 | John Newman III | F   | 6-5  | 197 | So. | 1VL  | Greensboro, N.C.    | Greensboro Day School |
| 21 | Khavon Moore    | G/F | 6-8  | 217 | So. | TR   | Macon, Ga.          | Texas Tech            |
| 25 | Aamir Simms     | F   | 6-7  | 240 | Jr. | 2VL  | Palmyra, Va.        | Blue Ridge School     |
| 31 | Wells Hoag      | G   | 6-2  | 180 | So. | HS   | Greenville, S.C.    | Greenville HS         |
| 32 | Paul Grinde     | F/C | 6-10 | 300 | Gr. | TR   | Virginia Beach, Va. | Vassar                |
| 55 | Trey Jemison    | C   | 7-0  | 256 | So. | 1VL  | Birmingham, Ala.    | Hoover HS             |

**Head Coach:** Brad Brownell

**Assistant Coaches:** Dick Bender, Antonio Reynolds Dean, Anthony Goins

**Director of Basketball Operations:** Matt Bucklin

**Special Assistant to the Head Coach:** Marty Simmons

**Director of Basketball Recruiting:** Philip Pearson

**Strength & Conditioning:** Mike Bewley

**Director of Player Development:** Terrell McIntyre

**Athletic Trainer:** Brad Crowe

**Video Coordinator:** Amit Tailor

**Graduate Managers:** Kylene Butler and Aaron Stevens

**Undergraduate Managers:** Jake Cerota, Luke Phillips, Braden Green, Palmer Morris, Jack Greer, Devon Gilliard, Jack Nauseef, Thomas Brockhorst, Johnny Heijer, Carson Greco, Drew Buddin, Robert Lewis (ClemsonLIFE) and Ty Parris (ClemsonLIFE)

## PRONUNCIATION GUIDE

|                 |                         |
|-----------------|-------------------------|
| Jonathan Baehre | <i>Rhymes with Bear</i> |
| Mike Bewley     | <i>BYOO-lee</i>         |
| Brad Brownell   | <i>BROW-nehl</i>        |
| Trey Jemison    | <i>GEM-ih-son</i>       |
| Khavon Moore    | <i>KAY-vohn</i>         |
| Paul Grinde     | <i>GRIN-dee</i>         |

## CLEMSON TIGERS BLUEPRINT

### Via High School Ranks (9)

Clyde Trapp (2017 recruiting class)  
 Al-Amir Dawes (2019 recruiting class)  
 Chase Hunter (2019 recruiting class)  
 Hunter Tyson (2018 recruiting class)  
 Parker Fox (2018 recruiting class)  
 Alex Hemenway (2019 recruiting class)  
 John Newman III (2018 recruiting class)  
 Aamir Simms (2017 recruiting class)  
 Trey Jemison (2018 recruiting class)

### Via Transfer Portal (6)

Jonathan Baehre (2018 transfer from UNC Asheville)  
 Nick Honor (2019 transfer from Fordham)  
 Curran Scott (2019 graduate transfer from Tulsa)  
 Tevin Mack (2019 graduate transfer from Alabama)  
 Khavon Moore (2019 transfer from Texas Tech)  
 Paul Grinde (2019 graduate transfer from Vassar)



# HEAD COACH BRAD BROWNELL



(Clicking on Coach Brownell's headshot will take you to his online bio)



## CAREER RECORDS

Overall Record: 341-216  
Conference Games (regular season career): 177-125  
Non-Conference Games (at Clemson): 94-39  
ACC Tournament: 4-9  
NCAA Tournament (career): 3-5  
Overtime Games (at Clemson): 10-6  
NIT (career): 4-3

## CAREER RECORDS (ACC PLAY)

Overall Record (Regular Season): 76-84  
Overall Record (inc. postseason): 80-93  
ACC Tournament: 4-9

## ALL-TIME WINNINGEST COACHES

|    |                                     |                |
|----|-------------------------------------|----------------|
| 1. | Cliff Ellis (1985-94)               | 177-128        |
| 2. | <b>Brad Brownell (2010-present)</b> | <b>174-131</b> |
| 3. | Bill Foster (1975-84)               | 156-106        |
| 4. | Oliver Purnell (2003-10)            | 138-88         |
| 5. | Joe Davis (1932-40)                 | 101-86         |

## CAREER COACHING RECORDS

Season Victories: 25  
Cliff Ellis, 1986-87  
Oliver Purnell, 2006-07  
Brad Brownell, 2017-18

ACC Season Victories  
11, Brad Brownell, 2017-18

ACC Home Victories  
8, Brad Brownell, 2017-18

ACC Regular Season Career Victories  
76, Brad Brownell (76-84), 2010-19

Overall Wins vs. ACC Teams  
80, Brad Brownell (80-93), 2010-19

Overall Winning Percentage  
vs. ACC Teams: .462, Brad Brownell (80-93), 2010-19

Overall ACC Home Winning Percentage  
.685, Brad Brownell (61-28), 2010-19

## ABOUT BRAD BROWNELL

Born November 15, 1968  
Hometown Evansville, Indiana  
High School Harrison High School  
Degree DePauw University (1991); history  
Master's University of Indianapolis (1994); history

### FAMILY

Wife Paula  
Daughter Abby  
Daughter Kate

### COACHING EXPERIENCE

| Years      | School, Position                |
|------------|---------------------------------|
| 1991-92    | Evansville, graduate assistant  |
| 1992-94    | Indianapolis; assistant coach   |
| 1994-2002  | UNC Wilmington, assistant coach |
| 2002-06    | UNC Wilmington, head coach      |
| 2006-10    | Wright State, head coach        |
| 2010-pres. | Clemson, head coach             |

### PLAYING EXPERIENCE

| Years   |   |
|---------|---|
| 1988-91 | DePauw University   |
|         | (Ranks seventh in school history in career assists - 332; 15th in steals - 102; 17th in free throw percentage - .782) |

### COACHING HONORS

|      |   |
|------|---|
| 2003 | Colonial Athletic Association Coach of the Year         |
| 2006 | Colonial Athletic Association Coach of the Year         |
| 2008 | Horizon League Coach of the Year                        |
| 2018 | Sports Illustrated College Basketball Coach of the Year |

### COACHING TREE

Colton Ayers (Assistant coach at Limestone College)  
Nick Bowman (Assistant coach at Nicholls State)  
Tee Butters (Assistant coach at Charleston Southern)  
Austin Claunch (Head coach at Nicholls State)  
Billy Donlon (Head coach at UMKC)  
Jimmy Garrity (Head women's coach at Wofford)  
CJ Gleaton (Assistant coach at Quincy University)  
Adam Gordon (Associate head coach at Southeast Missouri State)  
Earl Grant (Head coach at College of Charleston)  
Marty McGillan (Assistant coach at Longwood)  
Riley McGillan (Director of operations at Longwood)  
Lucas McKay (Assistant coach at UMKC)  
Terrence Oglesby (Assistant coach at Carson-Newman)  
Rick Ray (Head coach at Southeast Missouri State)  
Richie Riley (Head coach at South Alabama)  
Tanner Smith (Assistant coach at Kennesaw State)  
Mike Winiecki (Assistant coach at Lakeland Magic (NBA G-League))

### NBA DRAFT PICKS UNDER BROWNELL

|      |  |
|------|--|
| 2014 | K.J. McDaniels, 32nd to Philadelphia   |
| 2017 | Jaron Blossomgame, 59th to San Antonio |

## BROWNELL'S YEAR-BY-YEAR HEAD COACHING RECORD

| YEAR    | SCHOOL         | OVERALL | .PCT | CONF. | POSTSEASON          |
|---------|----------------|---------|------|-------|---------------------|
| 2002-03 | UNC Wilmington | 24-7    | .744 | 15-3  | NCAA, 1st round     |
| 2003-04 | UNC Wilmington | 15-15   | .500 | 9-9   |                     |
| 2004-05 | UNC Wilmington | 19-10   | .655 | 13-5  |                     |
| 2005-06 | UNC Wilmington | 25-8    | .758 | 15-3  | NCAA, 1st round     |
| 2006-07 | Wright State   | 23-10   | .697 | 13-3  | NCAA, 1st round     |
| 2007-08 | Wright State   | 21-10   | .677 | 12-6  |                     |
| 2008-09 | Wright State   | 20-13   | .606 | 12-6  |                     |
| 2009-10 | Wright State   | 20-12   | .625 | 12-6  |                     |
| 2010-11 | Clemson        | 22-12   | .647 | 9-7   | NCAA, 2nd round     |
| 2011-12 | Clemson        | 16-15   | .516 | 8-8   |                     |
| 2012-13 | Clemson        | 13-18   | .419 | 5-13  |                     |
| 2013-14 | Clemson        | 23-13   | .639 | 10-8  | NIT, Semifinals     |
| 2014-15 | Clemson        | 16-15   | .516 | 8-10  |                     |
| 2015-16 | Clemson        | 17-14   | .548 | 10-8  |                     |
| 2016-17 | Clemson        | 17-16   | .515 | 6-12  | NIT, 1st Round      |
| 2017-18 | Clemson        | 25-10   | .714 | 11-7  | NCAA, Sweet Sixteen |
| 2018-19 | Clemson        | 20-14   | .588 | 9-9   | NIT, 2nd Round      |
| 2019-20 | Clemson        | 5-4     | .556 | 0-2   |                     |

### HEAD COACHING SUMMARY

|                   |                |             |                |
|-------------------|----------------|-------------|----------------|
| at UNC Wilmington | 83-40          | .675        | 52-20          |
| at Wright State   | 84-45          | .651        | 49-21          |
| at Clemson        | 174-131        | .570        | 76-84          |
| <b>TOTALS</b>     | <b>341-216</b> | <b>.612</b> | <b>177-125</b> |

NOTE: Conference record is regular season only.

# GAME NOTES & MISCELLANEOUS STATS

## SERIES HISTORY VS. SOUTH CAROLINA

- South Carolina holds a 90-79 lead in the series, but the Tigers have held a 37-18 upperhand since the Gamecocks left the Atlantic Coast Conference following the 1971-72 season.
- Since the Gamecocks' departure from the ACC, Clemson has had three separate winning streaks of at least six games in the series, most recently from 2004-10.
- In its last nine games against members of the Southeastern Conference the Tigers are 8-1, including 3-0 against South Carolina.
- Head coach Brad Brownell is 5-4 during his Clemson tenure against South Carolina.

## CLEMSON HOSTS TIGER WONDERLAND

- Clemson University men's basketball hosted its annual Tiger Wonderland event on Thursday, Dec. 12. The team hosted over 30 area children from Clemson Community Care to make sure they had the opportunity to have a Merry Christmas.
- Clemson Community Care is a local organization that provides assistance with basic needs such as food, shelter and utilities for area families in need.
- For Tiger Wonderland, the organization works with the Clemson basketball office to provide a list of children, and the children's parents provide their clothing sizes and a wish list of toys.
- After an arts-and-crafts session and some holiday treats, the groups shared a meal and then proceeded to the Burton Gallery to open up presents with each member of the basketball team.

## BRAD BROWNELL

*On the impact of Tiger Wonderland:*

"I think it's a great experience for the men's and women's basketball players and staff. We're all blessed with a lot of wonderful opportunities and gifts, and to be able to spend a little time with some kids in the community who need some role models is a great opportunity for our players. We have a great time with them every year. My administrative assistant, Susan Ruark, does an unbelievable job of spearheading this. We have a great partnership with Clemson Community Care, and I think it's a great reminder to all of us to be thankful and bestow a few blessings on others, too."

*On his players' reactions to Tiger Wonderland:*

"They like it. They have a good time with it. One of the things we really like about is that we pair a player with a child, and I think that makes it personal. So, for an hour and a half, they're partnered up with that child, and they want to make sure they have a good time. They get to

know the kids and talk with them and do arts and crafts, eat and dance together. To watch the kids open presents and just to see the joy on their faces is really good for our guys. It's a great reminder, and I think it's been a terrific event for many years now."

*On the importance of events like Tiger Wonderland to his program:*

"As coaches, we talk to our players a lot about trying to have a full basketball experience, and we want to have a complete program. It's not just about basketball with our players. We expect them to do well in school and graduate. We want them to understand that there's a responsibility to give back to the community and be a great representative of Clemson. This is one of many things that our guys do in the community. Obviously, it comes at a perfect time for us: during the holidays and right toward the end of finals. I think our guys really enjoy this event about as much as anything we do, and, again, I think it's great because they spend lots of individual, one-on-one time with kids."

## AL-AMIR DAWES

*On his first Tiger Wonderland experience:*

"It was fantastic to see all of the kids and how they reacted to the presents that we had for them. It was joyful. I loved seeing how happy the kids were when they unwrapped their gifts. Just to see them smile and get excited was special for me and my teammates. It was a lot of fun. I'm appreciative for having the opportunity to witness a special moment like that."

## MACK: A PURE SCORER FOR THE TIGERS

- Tevin Mack opened the season with seven-straight double-digit scoring games.
- Seven games in a row in double-figures set a new career-high. He previously scored in double figures in six-straight games from Nov. 29-Dec. 21, 2016 while at Texas.
- The performance against Colorado marked Mack's 39th career double-digit scoring game.
- While his 22-point game against TCU was his first 20-point game of the season, it was his 8th career 20-point outing.
- Mack currently leads the Tigers with 13.8 points per game, shooting 51.2 percent from the field and 40.9 percent from long range in the process.
- Mack is one of three double-digit scorers on average for Clemson.
- In the championship game against Colorado in Las Vegas, Mack garnered his first double-double of the season with 11 points and 10 rebounds. The 10 rebounds are the second-most in a single game for Mack

## 2019-20 THREE-POINT LINE

- The 3-point line will be extended by approximately 1 foot, 8 inches to the same distance used by FIBA for international competition (22 feet, 1.75 inches).
- The previous 3-point line was moved back prior to the 2008-09 season (20 feet, 9 inches).
- For 21 years, the 3-point line stood at 19 feet, nine inches from 1986-87 to 2007-08.
- The 3-point line was first introduced to college basketball during the 1982-83 season and stood at 17 feet, nine inches. The Tigers played with that distance in 15 ACC games and a game against Presbyterian.
- Also that season, the Tigers played three contests in the Alaska Shootout with an experimental distance of what would become the new 3-point line distance in 1986-87 (19 feet, 9 inches).

in his career.

- It marked Mack's second career double-double as he posted 20 points and 12 rebounds in 38 minutes against Arkansas on Dec. 17, 2016 while at Texas.

## MACK HAS SEEN THE COUNTRY

- Clemson graduate senior Tevin Mack is used to playing in difficult basketball environments.
- He played his first two years at Texas, then played last season at Alabama. By the end of the year, he will be on of the most experienced players in college basketball when it comes to playing against different Power Five Conference schools.
- The Dec. 8 game at Florida State was the 24th different Power Five Conference facility he has played in.
- If he plays in each game this season, he will finish the regular season having played in 34-of-the-65 Power Conference basketball facilities.
- When it comes to playing against Power Five teams home or away, he will have played for or against 47-of-the-65 Power Conference teams.
- He will have finished his career playing for or against all 15 ACC schools, all 14 from the SEC, all 10 from the Big 12, four from the Pac-12 and four from the Big 10.
- He has played for and against Alabama.

## AAMIR SIMMS IN THE POST

- One of Clemson's most versatile players captured his first career double-double in the season opener against Virginia Tech.
- Simms posted 12 points and 15 rebounds in a stellar performance to open the season.
- The 15 rebounds for Simms was a new career-best, outdoing his 10-rebound game last season at Duke (Jan.

## CLEMSON'S RECORD...

|  |     |  |     |
|--|-----|--|-----|
| Overall.....                               | 5-4 | When leading with 1:00 left .....        | 4-0 |
| At home.....                               | 4-1 | When trailing with 1:00 left .....       | 1-4 |
| On the road .....                          | 0-2 | When shooting 50% or better .....        | 2-0 |
| At neutral sites .....                     | 1-1 | When opponent shoots less than 50% ..... | 5-3 |
| In overtime .....                          | 1-0 | When scoring 70 or more points.....      | 4-0 |
| Vs. ranked opponents.....                  | 0-2 | When winning the rebound margin .....    | 4-0 |
| In games decided by 3 points or less ..... | 1-0 | When winning the turnover margin .....   | 5-1 |
| In games decided by 5 points or less ..... | 0-1 | When winning points in the paint .....   | 4-1 |
| In games decided by 7 or more points ..... | 4-3 | When winning bench points .....          | 4-1 |
| When leading at halftime.....              | 4-3 | In November .....                        | 5-2 |
| When trailing at halftime .....            | 1-1 | In December .....                        | 0-2 |
| When tied at halftime .....                | 0-0 | In January.....                          | 0-0 |
| When leading with 5:00 left .....          | 4-1 | In February .....                        | 0-0 |
| When trailing with 5:00 left.....          | 1-3 | In March.....                            | 0-0 |

# NOTES

## PRONUNCIATION GUIDE

### COACHES

|  |                |
|--|----------------|
| HC Brad <b>Brownell</b>                    | BROW-nehl      |
| Strength Coach Mike <b>Bewley</b>          | BYOO-lee       |
| Player Development <b>Terrell</b> McIntyre | TUH-rell       |
| Athletic Trainer Brad <b>Crowe</b>         | "Crow"         |
| Video Coordinator <b>Amit</b> Tailor       | uh-MEET Taylor |

### PLAYERS

|                          |            |
|--------------------------|------------|
| F Jonathan <b>Baehre</b> | "Bear"     |
| F Paul <b>Grinde</b>     | GRIN-dee   |
| C Trey <b>Jemison</b>    | GEM-ih-son |
| F <b>Khavon</b> Moore    | KAY-vohn   |
| G <b>Curran</b> Scott    | KERR-uhn   |

### HOMETOWNS/HIGH SCHOOLS

|  |               |
|--|---------------|
| <b>Weisbaden</b> , Germany (Jonathan Baehre) | WHEEZ-bade-en |
| <b>Oconee</b> High School (Ga.) (Parker Fox) | OH-cone-ee    |
| <b>Dreher</b> High School (Tevin Mack)       | Dreer         |
| <b>Macon</b> , Ga. (Khavon Moore)            | MAKE-in       |

5, 2019).

- Simms posted yet another double-digit scoring game with 12 points against Colgate (Nov. 10). He narrowly missed a double-double with eight rebounds, however, of the eight boards, four were on the offensive glass - tying a career high.
- Simms posted a season-high with 19 points in a 22-point win against Detroit Mercy (Nov. 17).
- As of right now, Simms is averaging just under double-digits on the boards (9.2 rebounds per contest).
- In the Tigers' first game of the MGM Resorts Main Event against TCU, Simms posted 13 points, 12 rebounds and seven assists to notch his second career double-double and nearly manage his first career triple double.
- Simms followed up his performance against TCU, tying his career-best with 23 points against Colorado.
- Simms also notched a career-high seven made free throws, while finishing 7-for-14 in the contest.
- Simms is now averaging 11.3 points and 8.0 rebounds per game.
- The last Tiger to average double-digits on the boards was Sharone Wright (1993-94 - 10.6 rebounds per game).
- Wright was a 1994 NBA First Round Draft Pick. The highest in Clemson history at sixth overall - selected by the Philadelphia 76ers.
- Strangely enough, Wright is also the last player for Clemson to accomplish a triple double (12 points, 14 rebounds and 10 blocks in an 82-72 win against Maryland on Jan. 26, 1993).

## COMEBACK FOR THE AGES

- Putting on a show in the "Entertainment Capital of the World," the Clemson University men's basketball team stepped up under pressure and pulled off a gritty victory in the 2019 MGM Resorts Main Event.
- Clemson defeated TCU 62-60 at T-Mobile Arena in their opening contest of the tournament on Sunday.
- After putting together a 15-0 run to close out the second half, Clemson prevailed in overtime.
- The Tigers knocked down 10 3-pointers, including several pivotal treys, in their first action away from Littlejohn Coliseum.
- Marking the largest comeback for the Tigers since 2011.
- Tevin Mack led the charge for the Tigers with a season-high 22 points and nine rebounds.
- Mack went 5-of-10 from deep, with three of his 3-point shots coming in the first half.
- Aamir Simms sparked the comeback in the second half. Simms manufactured a double-double with 13 points and 12 boards, and all 13 of his points were tallied after halftime.

• Down 52-37 with 7:39 remaining, the Tigers remained poised, however, and outscored the Horned Frogs 15-0 over the course of the final 7:39 of the second half. A steal by Curran Scott helped facilitate a game-tying basket by Mack in the final minute, thus forcing overtime.

- In the bonus period, the Tigers came back from a 4-point deficit, with a 3-pointer by Al-Amir Dawes giving Clemson a lead that it did not relinquish. Dawes' shot was netted with 1:33 remaining, and it put the Tigers ahead 61-60. The Horned Frogs missed a couple of shots near the basket on their final possession, and Mack then iced the game with a free throw.

## HELLO NEWMAN...

- John Newman III has gotten off to a lightning fast start this season posting career-highs in back-to-back games to open the year.
- Newman upped his previous career-best of 15 points against Virginia Tech (Nov. 5) and poured in 16 in a win against Presbyterian (Nov. 7).
- The 16-point outing was Newman's second double-digit scoring game of his career.
- Against the Blue Hose, Newman connected on a career-best six made field goals and three 3-point field goals. He also posted a career-high three assists.
- Newman connected on five made field goals and finished a perfect 4-for-4 at the foul line against Virginia Tech.
- In the championship game in Las Vegas, Newman tied his career-best with 16 points, including a career-high six makes from the foul line.
- So far this season, Newman holds the longest streak at the foul line - eight made in a row.

## FROM MANAGER TO PLAYER

- Clemson basketball student manager Wells Hoag was elevated to the active roster on Wednesday, Nov. 20.
- Hoag made his collegiate debut against Alabama A&M on Nov. 21 and played 7.5 minutes on the floor for the Tigers.
- The nearby Greenville, S.C. native scored five points, including connecting on the first two baskets of his career.
- Hoag made a driving layup and then poured in a 3-pointer from the far wing spot.
- While on the floor, Hoag managed to run the point and execute the Tiger offense.
- This isn't something unfamiliar to head coach Brad Brownell, who, in 2014, elevated a then-manager Riley McGillan (2014-17) to the active roster.
- McGillan played 20 games through his Tiger career, scoring 11 points.
- McGillan later served as a graduate assistant in Clemson's program and is now the director of operations at Longwood University for men's basketball.
- Prior to McGillan, the last managers to play in a game were Dennis Hopf (1988-89) and Edward Bynum (1984-85).
- The most points scored by a walk-on in a career is 33 by Jeff Holstein (1985-87) in 34 career games. He also recorded 32 rebounds.

### PROMOTED MANAGERS CAREER STATS

| Name           | Years   | GP | FG   | 3FG  | FT   | Reb | Pts |
|----------------|---------|----|------|------|------|-----|-----|
| Wells Hoag     | 2019-20 | 3  | 2-5  | 1-3  | 0-0  | 2   | 5   |
| Riley McGillan | 2014-17 | 20 | 4-14 | 2-12 | 1-2  | 2   | 11  |
| Dennis Hopf    | 1988-89 | 1  | 0-1  | 0-0  | 0-0  | 0   | 0   |
| Edward Bynum   | 1984-85 | 9  | 3-7  | 0-0  | 4-12 | 9   | 10  |

## POINTS OFF TURNOVERS

- Clemson has forced 142 opponent turnovers this season. On the side, the Tigers have committed 113 this season in eight games.
- The Tigers are outscoring opponents off turnovers this

## BRAD BROWNELL VS. 2019-20 OPPONENTS

| Opponent       | at Clemson | Overall |
|----------------|------------|---------|
| Alabama A&M    | 1-0        | 1-0     |
| Boston College | 10-3       | 10-3    |
| Colgate        | 1-0        | 1-0     |
| Colorado       | 0-1        | 0-1     |
| Detroit Mercy  | 1-0        | 11-0    |
| Duke           | 2-9        | 2-9     |
| Florida State  | 6-15       | 6-15    |
| Georgia Tech   | 16-4       | 16-4    |
| Jacksonville   | 0-0        | 2-0     |
| Louisville     | 2-3        | 2-3     |
| Miami (Fla.)   | 5-6        | 5-6     |
| Minnesota      | 0-2        | 0-2     |
| North Carolina | 1-11       | 1-13    |
| NC State       | 7-9        | 7-9     |
| Notre Dame     | 2-5        | 2-5     |
| Pittsburgh     | 6-3        | 6-3     |
| Presbyterian   | 3-0        | 4-0     |
| South Carolina | 5-4        | 5-4     |
| Syracuse       | 3-4        | 3-4     |
| TCU            | 1-0        | 1-0     |
| Virginia       | 2-11       | 2-11    |
| Virginia Tech  | 6-8        | 6-8     |
| Wake Forest    | 11-1       | 11-2    |
| Yale           | 0-0        | 0-0     |

## CLEMSON VS. 2019-20 OPPONENTS

| Opponent       | Overall |
|----------------|---------|
| Alabama A&M    | 1-0     |
| Boston College | 18-7    |
| Colgate        | 2-0     |
| Colorado       | 0-1     |
| Detroit Mercy  | 1-0     |
| Duke           | 31-109  |
| Florida State  | 32-44   |
| Georgia Tech   | 73-63   |
| Jacksonville   | 1-0     |
| Louisville     | 2-6     |
| Miami (Fla.)   | 14-12   |
| Minnesota      | 2-6     |
| North Carolina | 21-133  |
| NC State       | 53-104  |
| Notre Dame     | 2-5     |
| Pittsburgh     | 6-3     |
| Presbyterian   | 58-18-1 |
| South Carolina | 79-90   |
| Syracuse       | 5-4     |
| TCU            | 2-0     |
| Virginia       | 53-76   |
| Virginia Tech  | 16-20   |
| Wake Forest    | 63-99   |
| Yale           | 1-1     |

season by a decisive margin of 175-119.

## HIGH SCORING TIGERS

- Clemson scored 80+ points in three-straight games earlier this season (Nov. 10-21, 2019).
- The Tigers scored 87 points in consecutive games against Detroit Mercy and Alabama A&M en route to blowouts. They also scored 81 against Colgate, the Patriot League preseason favorites.
- It marks just the third time that Clemson has scored 80+ points in three-straight games under head coach Brad Brownell.
- The Tigers also accomplished this from Dec. 4-10, 2016 and Nov. 10-16, 2017.

## TYSON'S 20-PIECE

- Hunter Tyson scored a career-high 20 points in an 87-



# NOTES

## LITTLEJOHN COLISEUM

**First Game:** Nov. 30, 1968 (Clemson 76, Georgia Tech 72)  
**Games:** 772  
**Overall Record:** 566-206 (.733)  
**Non-Conference:** 356-44 (.890) | **ACC:** 210-162 (.565)  
**Brownell Era:** 105-35 (.750) | **Non-Con:** 56-10 (.848) | **ACC:** 46-27 (.630)  
**Total Attendance (Avg.):** 6,177,458 (8,002)  
**Most Wins / Season:** 16 (2006-07; 2013-14)

### LITTLEJOHN COLISEUM HOME RECORD

| Year    | Overall   | Pct.  | Attn.   | Avg.   |
|---------|---|-------|---------|--------|
| 1968-69 | 4-7   | .364  | 55,150  | 5,014  |
| 1969-70 | 6-5   | .546  | 50,877  | 4,625  |
| 1970-71 | 8-4   | .667  | 63,488  | 5,291  |
| 1971-72 | 6-4   | .600  | 81,278  | 8,128  |
| 1972-73 | 9-2   | .818  | 85,750  | 7,795  |
| 1973-74 | 9-4   | .692  | 103,519 | 7,963  |
| 1974-75 | 11-1  | .917  | 113,515 | 9,460  |
| 1975-76 | 8-5   | .615  | 107,220 | 8,248  |
| 1976-77 | 13-2  | .867  | 134,841 | 8,883  |
| 1977-78 | 10-5  | .667  | 138,115 | 9,208  |
| 1978-79 | 13-3  | .813  | 144,535 | 9,033  |
| 1979-80 | 15-0  | 1.000 | 130,900 | 8,727  |
| 1980-81 | 12-4  | .750  | 145,792 | 9,112  |
| 1981-82 | 11-5  | .688  | 139,731 | 8,733  |
| 1982-83 | 9-7   | .563  | 131,063 | 8,191  |
| 1983-84 | 11-5  | .688  | 129,600 | 8,100  |
| 1984-85 | 12-4  | .750  | 130,136 | 8,134  |
| 1985-86 | 14-5  | .737  | 144,699 | 7,616  |
| 1986-87 | 15-2  | .882  | 142,274 | 7,328  |
| 1987-88 | 12-4  | .750  | 117,250 | 7,328  |
| 1988-89 | 13-1  | .929  | 114,123 | 8,151  |
| 1989-90 | 14-0  | 1.000 | 122,540 | 8,753  |
| 1990-91 | 9-7   | .563  | 121,314 | 7,582  |
| 1991-92 | 12-4  | .750  | 114,691 | 7,168  |
| 1992-93 | 11-5  | .688  | 113,803 | 7,113  |
| 1993-94 | 11-4  | .733  | 108,074 | 7,205  |
| 1994-95 | 11-5  | .688  | 116,754 | 7,297  |
| 1995-96 | 14-2  | .875  | 150,037 | 9,377  |
| 1996-97 | 12-3  | .800  | 147,019 | 9,801  |
| 1997-98 | 11-3  | .786  | 156,103 | 11,151 |
| 1998-99 | 12-3  | .800  | 141,728 | 9,449  |
| 1999-00 | 7-9   | .438  | 142,679 | 8,918  |
| 2000-01 | 9-7   | .563  | 137,909 | 8,619  |
| 2001-02 | 8-8   | .500  | 139,954 | 8,747  |
| 2002-03 | 5-4   | .555  | 80,600  | 8,956  |
| 2003-04 | 10-6  | .625  | 122,900 | 7,681  |
| 2004-05 | 10-5  | .667  | 111,886 | 7,459  |
| 2005-06 | 12-4  | .750  | 106,251 | 6,641  |
| 2006-07 | 16-4  | .800  | 147,122 | 7,356  |
| 2007-08 | 14-2  | .875  | 137,739 | 8,609  |
| 2008-09 | 13-3  | .813  | 135,619 | 8,476  |
| 2009-10 | 14-2  | .875  | 151,442 | 9,465  |
| 2010-11 | 15-2  | .882  | 140,920 | 8,289  |
| 2011-12 | 11-5  | .688  | 125,249 | 7,828  |
| 2012-13 | 8-7   | .533  | 118,305 | 7,887  |
| 2013-14 | 16-3  | .842  | 142,231 | 7,486  |
| 2014-15 | 11-6  | .611  | 129,800 | 7,635  |
| 2015-16 | Home games held in Greenville, S.C. due to renovation |       |         |        |
| 2016-17 | 11-6  | .611  | 123,442 | 7,262  |
| 2017-18 | 15-1  | .938  | 123,895 | 7,743  |
| 2018-19 | 14-5  | .737  | 133,290 | 7,015  |
| 2019-20 | 4-1   | .800  | 30,306  | 6,062  |

### Largest Crowds

| Attendance | Date      | W/L | Results                      |
|------------|-----------|-----|------------------------------|
| 13,863     | 1-9-1980  | W   | Clemson 87, Duke 82 (OT)     |
| 13,136     | 2-28-1990 | W   | Clemson 97, Duke 93          |
| 12,632     | 1-29-1977 | W   | Clemson 93, UNC 73           |
| 12,611     | 1-7-1987  | W   | Clemson 73, NC State 69      |
| 12,267     | 1-19-1981 | L   | Virginia 74, Clemson 59      |
| 12,258     | 1-17-1981 | L   | Maryland 68, Clemson 62 (OT) |
| 12,013     | 2-24-1990 | W   | Clemson 69, UNC 61           |
| 11,909     | 1-11-1978 | L   | Duke 107, Clemson 85         |
| 11,800     | 1-22-1975 | W   | Clemson 83, Maryland 82      |
| 11,800     | 2-22-1975 | W   | Clemson 92, NC State 70      |
| 11,800     | 1-24-1976 | L   | Virginia 69, Clemson 62      |
| 11,742     | 1-23-1988 | W   | Clemson 69, S. Carolina 65   |

**Note:** The arena was named for J.C. Littlejohn, a long-time Clemson University employee, for many years the school's business manager.

65 victory over Detroit Mercy (Nov. 17).

- Tyson became the first Tiger to score 20 points off the bench since Marquise Reed last season at South Carolina (Dec. 22, 2018).
- Tyson's damage came via the 3-point ball. He made a career-best five long balls on 10 attempts, while also connecting on a career-high seven made field goals.

### THREE MAJOR SCORERS

- In Clemson's win over Detroit Mercy on Nov. 17, the Tigers boasted three scorers with at least 18 points.
- Hunter Tyson (20), Aamir Simms (19) and Tevin Mack (18) all helped lead the Tigers to a season-high 87 points and a decisive 22-point victory.
- As a collective group, they finished 24-for-36 from the floor (66.7 percent).
- It also marked the first time in nearly 12 seasons that the Tigers have accomplished that feat.
- You'd have to go back to March 8, 2009 when the Tigers' Demontez Stitt (21), K.C. Rivers (21) and Trevor Booker (18) paced Clemson in a 96-88 loss to Wake Forest.

### TIGERS SWIPE 13 STEALS

- Clemson came away with 13 steals in its 81-68 win over Colgate on Nov. 10.
- The 13 steals were the most in a game for Clemson since swiping 15 in an 84-67 win over Lipscomb last season (Dec. 30, 2018).
- The year prior in 2017-18, the Tigers stole 15 passes in a 74-69 overtime win over Louisville (Jan. 6, 2018).
- Besides those two instances, it is the third-most steals in a game for Clemson under head coach Brad Brownell since they notched 16 (the most under coach Brownell) against The Citadel on Jan. 1, 2013.
- Tevin Mack came up with five steals against Colgate (Nov. 10) - his career-best to date.
- Mack is the first Tiger to garner five steals in a game since Marquise Reed stole five in a 67-55 win over Syracuse last season (March 9, 2019).
- Reed achieved five steals on three separate occasions last season.
- Mack is just the second Clemson player since the 2015-16 season to garner at least five steals in a game.
- Avry Holmes stole six against Georgia Tech that season (Feb. 13, 2016).

### CLEMSON TOUGH TO BEAT WHEN ALLOWING 50 OR LESS POINTS

- In Brad Brownell's tenure as head coach at Clemson, the Tigers are a combined 44-2 when they allow 50 or less points to its opponent.

## CLEMSON BIRTHDAYS

|              |                 |
|--------------|-----------------|
| January 6    | O'Neil McBride  |
| January 10   | Paul Grinde     |
| February 15  | Wells Hoag      |
| February 17  | Aamir Simms     |
| April 6      | Khavon Moore    |
| April 8      | Chase Hunter    |
| May 1        | Tevin Mack      |
| June 13      | Hunter Tyson    |
| June 17      | Alex Hemenway   |
| July 5       | Curran Scott    |
| July 15      | Parker Fox      |
| August 2     | John Newman III |
| September 12 | Jonathan Baehre |
| September 28 | Al-Amir Dawes   |
| October 3    | Nick Honor      |
| November 15  | Brad Brownell   |
| November 28  | Trey Jemison    |
| December 23  | Clyde Trapp     |

## TIGERS IN THE NBA

|                                     |                    |
|-------------------------------------|--------------------|
| <b>Randy Mahaffey, F</b>            |                    |
| Kentucky Colonels                   | 1968-69            |
| New York Nets                       | 1969-70            |
| Carolina Cougars                    | 1970-71            |
| <b>Skip Wise, G</b>                 |                    |
| San Antonio Spurs                   | 1975-76            |
| <b>Tree Rollins, C</b>              |                    |
| Atlanta Hawks                       | 1978-88            |
| Cleveland Cavaliers                 | 1989-90            |
| Detroit Pistons                     | 1990-91            |
| Houston Rockets                     | 1991-93            |
| Orlando Magic                       | 1993-95            |
| <b>Larry Nance, F</b>               |                    |
| Phoenix Suns                        | 1982-88            |
| Cleveland Cavaliers                 | 1988-94            |
| <b>Horace Grant, F</b>              |                    |
| Chicago Bulls                       | 1988-94            |
| Orlando Magic                       | 1994-99, 2001-03   |
| Seattle Supersonics                 | 1999-2000          |
| Los Angeles Lakers                  | 2000-01, 2003-04   |
| <b>Devin Gray, F</b>                |                    |
| San Antonio Spurs, Sacramento Kings | 1996-97            |
| Houston Rockets                     | 1999-2000          |
| <b>Elden Campbell, C</b>            |                    |
| Los Angeles Lakers                  | 1990-99            |
| Charlotte/New Orleans Hornets       | 1999-2002          |
| Seattle Supersonics                 | 2002-03            |
| Detroit Pistons                     | 2003-05            |
| <b>Dale Davis, F</b>                |                    |
| Indiana Pacers                      | 1991-2000, 2004-05 |
| Portland Trailblazers               | 2000-04            |
| Golden State Warriors               | 2004-05            |
| Detroit Pistons                     | 2005-07            |
| <b>Chris Whitney, G</b>             |                    |
| San Antonio Spurs                   | 1993-95            |
| Washington Wizards                  | 1995-2002, 2003-04 |
| Denver Nuggets                      | 2002-03            |
| Orlando Magic                       | 2002-03            |
| <b>Sharone Wright, C</b>            |                    |
| Philadelphia 76ers                  | 1994-95            |
| Toronto Raptors                     | 1995-98            |
| <b>Greg Buckner, G</b>              |                    |
| Dallas Mavericks                    | 1999-2002, 2006-07 |
| Philadelphia 76ers                  | 2002-04            |
| Denver Nuggets                      | 2004-06            |
| Minnesota Timberwolves              | 2007-08            |
| Memphis Grizzlies                   | 2008-09            |
| <b>Harold Jamison, F</b>            |                    |
| Miami Heat                          | 1999-2000          |
| Los Angeles Clippers                | 2001-02            |
| <b>Will Solomon, G</b>              |                    |
| Memphis Grizzlies                   | 2001-02            |
| Toronto Raptors, Sacramento Kings   | 2008-09            |
| <b>Trevor Booker, F</b>             |                    |
| Washington Wizards                  | 2010-14            |
| Utah Jazz                           | 2014-16            |
| Brooklyn Nets                       | 2016-18            |
| Indiana Pacers                      | 2018               |
| <b>K.J. McDaniels, G</b>            |                    |
| Philadelphia 76ers                  | 2014-15            |
| Houston Rockets                     | 2015-17            |
| Brooklyn Nets                       | 2017               |
| Toronto Raptors                     | 2017               |
| <b>Jaron Blossomgame, F</b>         |                    |
| Cleveland Cavaliers                 | 2018-19            |
| <b>Donte Grantham, F</b>            |                    |
| Oklahoma City Thunder               | 2018-19            |

# NOTES

- The Tigers have won their last 23 contests in which they have allowed 50 or less points (23-0).
- In just the Tigers' second game of the 2019-20 season, they held Presbyterian to just 45 points, marking the first time this season they have held an opponent under the 50-point threshold.
- Clemson went 4-0 during 2018-19 in such games.
- The Tigers topped Pittsburgh with a 62-48 victory on the road on Feb. 27.
- Clemson rolled Georgia Tech on the road on Feb. 6, 65-42, and clinching the fewest points allowed in consecutive ACC games in Clemson history.
- The Tigers dominated Wake Forest on Feb. 3, 64-37, holding the Demon Deacons to the lowest point total allowed in an ACC game under Brownell.
- The 37 points ties Georgia Tech from a Feb. 21, 2012, 56-37, Tiger victory.
- The 40th win came on Nov. 20 in the Cayman Islands Classic semifinals with a 64-49 win over Georgia.
- The only losses on the record are losses to Virginia (49-47, Feb. 2, 2011) and Miami (45-43, Feb. 17, 2013).

## CLEMSON'S RECORD IN GAMES ALLOWING 50 POINTS OR LESS (UNDER BROWNELL)

| Year           | Record      |
|----------------|-------------|
| 2010-11        | 6-1         |
| 2011-12        | 7-0         |
| 2012-13        | 6-1         |
| 2013-14        | 9-0         |
| 2014-15        | 3-0         |
| 2015-16        | 4-0         |
| 2016-17        | 2-0         |
| 2017-18        | 2-0         |
| 2018-19        | 4-0         |
| <b>2019-20</b> | <b>1-0</b>  |
| <b>TOTAL</b>   | <b>44-2</b> |

## CLEMSON'S DEFENSE LAST TWO SEASONS

- Clemson has finished in the top 15 of adjusted defensive efficiency each of the last two seasons.
- The Tigers are one of just six total programs to claim that accomplishment over the last two years.
- Clemson finished 14th nationally last season and 6th nationally in 2017-18.
- The Tigers join Duke, Virginia, Houston, Michigan and Michigan State as the only programs who can make this defensive claim.

## THREES FOR DAYS

- Clemson knocked down an impressive barrage of 3-pointers in a 79-45 victory over Presbyterian (Nov. 7).
- The Tigers made 14 threes for just the sixth time in program history.
- Clemson has made 14 threes or more on four occasions during the Brownell Era.
- The Tigers made 14 last season in a home victory over Pittsburgh (Jan. 29, 2019).
- The year prior, Clemson made 15 in a home win against North Carolina (Jan. 30, 2018).
- In 2015, the Tigers knocked down 14 on the road at Minnesota in a loss.

## THREE-POINT GOALS - CLEMSON

| No        | Att       | Site-Opponent           | Date              |
|-----------|-----------|-------------------------|-------------------|
| 16        | 28        | N2-Puerto Rico-Mayaguez | 12-19-2005        |
| 16        | 26        | A-Virginia              | 2-7-2008          |
| 15        | 37        | N1-Evansville           | 12-27-1993        |
| <b>15</b> | <b>30</b> | <b>H-North Carolina</b> | <b>1-30-2018</b>  |
| 15        | 28        | A-Maryland              | 1-20-2002         |
| 15        | 27        | H-Western Carolina      | 12-23-2006        |
| 15        | 23        | A-Virginia              | 1-22-1983         |
| <b>14</b> | <b>34</b> | <b>H-Presbyterian</b>   | <b>11-7-2019</b>  |
| 14        | 30        | H-Presbyterian          | 11-13-2009        |
| 14        | 28        | H-Georgia Tech          | 1-24-2001         |
| <b>14</b> | <b>28</b> | <b>A-Minnesota</b>      | <b>11-30-2015</b> |
| <b>14</b> | <b>27</b> | <b>H-Pittsburgh</b>     | <b>1-29-2019</b>  |
| 14        | 25        | A-Virginia Tech         | 1-29-2009         |

**BOLD** signifies Brad Brownell coached team

## FRESHMEN EMPHASIS

- Head coach Brad Brownell is starting an all-freshmen backcourt this season with Al-Amir Dawes and Chase Hunter.
- This marks the first time that Brownell has started a freshman since 2014-15 when Donte Grantham started his first career game as a Tiger.
- The year prior to Grantham, Brownell started Jaron Blossomgame as a rookie in 2013-14.
- Other recent instances of one freshman starting their rookie year: Demontez Stitt (2007-08), Trevor Booker (2006-07), K.C. Rivers (2005-06).
- The last time that Clemson had two freshmen primarily in the starting lineup was 2004-05 when guard Cliff Hammonds and forward Cheyenne Moore shared that privilege.
- The 1995-96 season was unique in Clemson history in that, then-head coach Rick Barnes started four freshmen and one sophomore. Among the freshmen starting that season, current director of player development and second all-time leading scorer Terrell McIntyre.
- You'd have to go all the way back to the 1943-44 season for the last time the Tigers primarily started freshmen in the backcourt.
- Eddis Freeman and Leonard Riddle started most of that season in the backcourt and combined for 18.4 points per game.
- Dawes and Hunter combined for 18 points in their debut as Tigers.

## FIRST FRESHMEN TIGERS SINCE...

- As noted above, the last time freshmen primarily started in the backcourt was the 1943-44 season.
- However, Clemson has started freshmen in the backcourt since then, but just not on a regular basis.
- The last time the Tigers started both freshmen in the backcourt was Feb. 27, 1991. A 79-62 loss at Duke.
- Jimmy Mason and Andrew Bovain started for the Tigers at Cameron Indoor Stadium.

## YOUTH MOVEMENT

- In addition to both freshmen in the backcourt, the Tigers start a sophomore, junior and a graduate transfer.
- With the exception of a graduate transfer, the Tigers' bench is primarily made up of freshmen and sophomores.
- According to Ken Pomeroy, the Tigers' boast an experience ranking of 1.43 which stands 257th in the country (out of 351 programs).
- This means that Clemson is valued as one of the youngest teams in the country.
- The experience value is in terms of years of college experience where a player's eligibility class is assumed to determine this.
- For the purposes of calculation, a freshman has zero years of experience, a sophomore has one year, etc.
- The experience also weights the experience of each player on the roster based on minutes played. Players that have played less than 10% of their team's minutes are not included.

## BRAD BROWNELL ENTERS YEAR 10

- Head coach Brad Brownell will look to become Clemson's all-time wins leader this season.
- He needs just six victories to tie and seven to pass Cliff Ellis for the all-time leader at Clemson.
- Brownell won his 157th career game as the head coach at Clemson against Charleston Southern (Dec. 18).

## ALL-TIME WINNINGEST COACHES AT CLEMSON

| Rk. | Coach                               | Record         |
|-----|-------------------------------------|----------------|
| 1.  | Cliff Ellis (1985-94)               | 177-128        |
| 2.  | <b>Brad Brownell (2010-present)</b> | <b>174-130</b> |
| 3.  | Bill Foster (1975-84)               | 156-106        |

|     |                          |        |
|-----|--------------------------|--------|
| 4.  | Oliver Purnell (2003-10) | 138-88 |
| 5.  | Joe Davis (1932-40)      | 101-86 |
| 6.  | Rock Norman (1941-46)    | 85-131 |
| 7.  | Bobby Roberts (1963-70)  | 82-116 |
| 8.  | Rick Barnes (1994-98)    | 74-48  |
| 9.  | Larry Shyatt (1998-03)   | 70-84  |
| 10. | Tates Lock (1971-75)     | 62-70  |

## BROWNELL'S 20-WIN SEASONS

- Head coach Brad Brownell clinched his fourth 20-win campaign at Clemson with a 75-69 victory over Wright State in the first round of the NIT on March 19, 2019.
- It marks Brownell's second consecutive 20-win season at Clemson.
- Brownell won 25 games in 2017-18 en route to leading the Tigers to the Sweet 16 of the NCAA Tournament.
- Brownell was a Naismath National Coach of the Year semifinalist in 2017-18 and won Sports Illustrated College Coach of the Year.
- The 25 wins tied the Clemson record for wins in a season and the 11 ACC victories was the most by a Clemson coach in history.
- Brownell also accomplished 20 wins in 2013-14 and in his first season as a Tiger in 2010-11.
- The Tigers reached the semifinals of the NIT in 2014, while making an appearance in the second round of the NCAA Tournament in 2011.
- Brownell came to Clemson with six 20-win campaigns under his belt, including one at UNC Wilmington and one for each year he spent at Wright State.
- Of those six seasons, Brownell's teams made it to the NCAA Tournament on three occasions.

## CLEMSON REPRESENTS UNITED STATES AND WINS GOLD MEDAL

- Clemson represented the United States at the 2019 World University Games and proceeded to finish the tournament 6-0 and win a Gold Medal.
- The Gold Medal for the United States was its first since 2015 and just its second since 2005.
- In the Gold Medal game, John Newman III scored a game-high 20 points with a team-high seven rebounds as the United States coasted to an 85-63 win over Ukraine.
- The United States trailed early in the game 6-0, but went on a 23-4 run and a 12-2 run to start the second quarter to take a 40-17 lead.
- The USA cruised in the second half and built a game-high 27-point lead at 79-52 before closing out the 22-point win.
- Aamir Simms led the United States' attack, averaging 15.2 points and 9.8 rebounds for the tournament.
- Simms turned in his best performance with an ultra-impressive showing against Israel in the semifinal game with 27 points and 16 rebounds.
- Newman III followed Simms' lead throughout the tournament and averaged 13.3 points and 5.7 rebounds per contest.
- Of the United States' six victories, four came by five points or less.

## FRESH FACES IN 2019-20

- Clemson welcomed nine newcomers to the program, including three graduate transfers, two transfers and four freshmen.
- Tevin Mack, Curran Scott and Paul Grinde are all immediately eligible this season as graduate transfers.
- Khavon Moore (Texas Tech) received a waiver on Wednesday, Oct. 30 which granted his request and makes him immediately eligible to play this season.
- Nick Honor's (Fordham) waiver was denied by the NCAA and he will be forced to sit out this season due to NCAA transfer rules. He will have three years of eligibility remaining.
- Clemson also welcomed in four freshmen: Chase



# NOTES

Hunter, Al-Amir Dawes, Alex Hemenway and O'Neil McBride.

## CLEMSON 2019-20 SIGNING CLASS

- Head coach Brad Brownell's Tigers announced the signing of three student-athletes on Nov. 15.
- 247Sports ranked the Tigers' class No. 35 overall in the country and No. 6 in the Atlantic Coast Conference.
- Al-Amir Dawes (The Patrick School/Newark, N.J.), Chase Hunter (Westlake/Atlanta, Ga.) and Alex Hemenway (Castle HS/Newburgh, Ind.) all signed national letters of intent to play at Clemson.

*"We're excited about the addition of these three young men," Brownell stated. "It's no secret that we needed to add depth to our backcourt and our staff is super excited about Al-Amir, Chase and Alex. They all bring unique skill sets to our team and we believe they will complement each other very well on the floor."*

- Dawes is a 6-2 guard from Newark, N.J. and was rated as a four-star prospect according to both ESPN and 247Sports.
- ESPN has Dawes was ranked No. 95 in its Top 100 for the 2019 signing class when he signed with Clemson.
- He was rated the 5th-best prospect in New Jersey, 15th nationally at the point guard position and 24th overall on the east coast.
- Dawes averaged 16.8 points, 4.0 assists, 2.9 rebounds and 1.8 steals per game on the Nike EYBL Circuit en route to third-team honors — earning top 15 recognition.
- He chose Clemson over Providence, Seton Hall, St. John's and UCONN.

*"Al is a tough, hard-nosed playmaker who excels in the pick and roll game," said Brownell. "He comes from one of the best basketball programs in the country and has played against tremendous competition throughout his career. He has very good speed in the open floor and we are excited about his ability to create for himself and others."*

- Hunter is a 6-3 combo guard from Atlanta Ga. and was rated as a four-star prospect and No. 98 overall in 247Sports' Top 100 recruits for the 2019 class.
- 247Sports ranked Hunter as the No. 4 player in the state of Georgia and the No. 14 combo guard in the country.
- He averaged 15.6 points, 4.1 rebounds, 2.3 assists and 1.8 steals per game as a junior in high school.
- He scored in double-figures in 17-of-22 games and scored more than 20 points on eight occasions, including at least 30 points twice.
- On the Under Armour Circuit, he averaged 14.0 points, 2.7 assists, 2.5 rebounds and 1.5 steals per game.
- Hunter chose Clemson over Georgia, Virginia, Oklahoma and Michigan State.

*"Chase is a super athletic guard who attacks the basket in transition and shoots the ball well from the perimeter," Brownell said. "He is a very strong, physical defender who should be able to contribute immediately because of his elite athleticism and his ability to score in a variety of ways."*

- Hemenway is a 6-4 distance shooter from Newburgh, Ind. and was rated as a three-star prospect by 247Sports and was listed as the No. 10 recruit in the state of Indiana.
- Hemenway averaged 21.0 points, 5.0 rebounds and 4.0 assists per game as a junior last season at Castle High School.
- He chose Clemson over Nebraska, Creighton, DePaul and Belmont.

*"Alex is a sneaky good athlete with very good skill level and a high basketball IQ," said Brownell. "He shoots the ball well from three-point range and his versatility should allow him to play both guard positions in our program."*

## \*LIT\*TLEJOHN COLISEUM

- The Tigers are 32-7 dating back to the beginning of the 2017-18 season on their home floor.
- Since the inception of the newly renovated Littlejohn Coliseum prior to the 2016-17 season, the Tigers are 43-13 overall (.768 percent).
- In non-conference regular season games, the Tigers are 24-1 during that span (.960 percent).
- In total non-conference games, including home NIT games, the Tigers are 25-3 (.893 percent).

## CLEMSON SEASON BREAKDOWN BY UNIFORM

- In 2017-18 the Tigers debuted three new jerseys to their arsenal, including a new version of its home white and road orange uniform. They also debuted purple, anthracite and throwback jerseys.
- Clemson wore its 2017-18 home whites the most last season, wearing them for 19-out-of-their-32 regular season games.
- With the exception of one home game in which Clemson wore 1990's throwback home white uniform against Pittsburgh, the Tigers wore its 17-18 home whites on the road in a 14-point win at Ohio State. The Buckeyes wore all red that night.
- They also wore white during their two-point triumphant comeback win over then No. 22-ranked Florida on Dec. 16 in the Orange Bowl Classic.
- 18 of the Tigers' 25 wins in 2017-18 came while wearing their home whites.
- Clemson tallied 13 victories in their home whites last season.

## CLEMSON'S RECORD BY UNIFORM (17/18-pres.)

| Uniform                   | Times Worn | Wins | Losses |
|---------------------------|------------|------|--------|
| Home White                | 42         | 35   | 7      |
| Road Orange               | 27         | 12   | 15     |
| 90's Throwback Home White | 3          | 2    | 1      |
| Purple                    | 2          | 0    | 2      |
| Anthracite                | 2          | 0    | 2      |

## 2020-21 SIGNING CLASS IS 34TH NATIONALLY

- Head Coach Brad Brownell and his staff added two players to the Clemson University men's basketball program on Wednesday. P.J. Hall (Spartanburg, S.C./Dorman) and Olivier-Maxence Prosper (Montreal, Quebec, Canada/NBA Academy Latin America) both signed national letters of intent to play for the Tigers beginning in 2020-21.
- The recruiting class ranks 34th nationally according to Rivals. It is 36th nationally according to 247Sports. Also, according to 247Sports, Hall and Prosper rank as the No. 3 and No 4 all-time prospects based on ranking in Clemson history.
- *"I'm extremely excited about the addition of P.J. and O-Max to the Clemson Basketball family," said Brownell. "They are both highly regarded players who come from outstanding families and will add tremendous size, length and versatility to our team. These two hard-working young men have the ability and the opportunity to make a significant impact on our program. Our fans will certainly be excited to watch them play next season."*

## P.J. HALL (SPARTANBURG, S.C./DORMAN)

- Hall is a 6-10, 235-pound forward from Spartanburg, S.C. and is rated as a four-star prospect according to both ESPN and 247Sports. ESPN ranks Hall No. 60 in its Top 100 for the 2020 signing class. He is rated the No. 1 prospect in South Carolina and 10th at his position nationally. 247Sports lists Hall as their No. 61 overall prospect and the No. 9 player at his position in the country. Rivals ranks him at No. 62 in their Rivals150.
- *"P.J. is a strong, physical post player with a shooting touch that allows him to play both inside and outside. He comes from an outstanding Dorman High School program*

*coached by Thomas Ryan, where he has won back-to-back 5A State Championships. His passion for basketball and willingness to work gives us great excitement about his future at Clemson."*

- *"Family's the most important thing, and that's the reason I fell in love with Clemson University," Hall said. "I went up there and my last visit in the fall was amazing. We were on a visit, but it didn't feel like a visit. It felt like I was a part of the basketball team and a student at the university."*
- *"That was the reason I couldn't say no. Coach Brownell recruited me two years very hard and I can't wait to play for him for the next four."*
- As a member of Upward Stars (SC), Hall averaged 14.8 points and 4.8 rebounds per game on the adidas Gauntlet in 2019. Hall's best game came against the Atlanta Celtics, scoring 27 points and grabbing 14 rebounds.
- Over the course of 14 games, Hall finished 59.1 (81-for-137) percent from the floor and an ultra-impressive 55.8 percent (24-for-43) from three.
- P.J. chose Clemson over Virginia Tech, Florida, Tennessee, Georgia Tech and South Carolina among others.

## P.J. Hall Honors and Accolades

### Rankings

- No. 1 ranked player in South Carolina
- ESPN ranked four-star prospect (No. 60 in ESPN Top 100, No. 10 power forward in the nation)
- 247Sports ranked four-star prospect (No. 61 in Top247, No. 9 power forward in the nation)
- Rivals ranked four-star prospect (No. 62 in Rivals150)

### 2018-19

- Averaged 14.5 points, 8.2 rebounds and 2.1 blocks per game as a junior
- USA Today All-South Carolina Team
- 5A State Champion
- All-Region
- All-State
- Spartanburg Herald Journal First-Team All-Area
- Chick-Fil-A Classic All-Tournament Team

### 2017-18:

- SC Top-80 Camp "Mr. Basketball"
- 5A State Champion
- SCHSL All-Rookie Team

## OLIVIER-MAXENCE PROSPER (MONTREAL, QUEBEC, CANADA/ NBA ACADEMY LATIN AMERICA)

- Prosper is a 6-7 versatile forward from Montreal, Quebec, Canada and is rated as a four-star prospect according to 247Sports. He is ranked No. 82 overall and as the No. 15 power forward in the 2020 247Sports Top247.
- *"O-Max is an athletic forward with the skill set and versatility to play multiple positions at Clemson. He's an extremely hard worker who is dedicated to improving his game. Our coaching staff was impressed by his talent and competitive spirit at such a young age and feels like O-Max has a very bright future in basketball."*
- *"Thank you to Clemson University and Clemson Basketball for giving me the opportunity to be part of the family and providing me with the platform to expand my game. This is only the beginning," Prosper posted the day of his commitment.*
- Prosper spent last season at Lake Forest Academy in Illinois and transferred to the NBA's Latin American Academy in Mexico City to finish his high school career. He will graduate early and reclassify and join Clemson for the 2020-21 season.
- Prosper played for Brookwood Elite (Canada) on the adidas Gauntlet in 2019. He averaged 11.2 points and 4.5 rebounds over six contests. He shot 43.4 percent from the floor. Prosper's best game came against the NY Jayhawks, finishing with 17 points and nine rebounds.

# NOTES

- Prosper chose Clemson over California, Stanford and Baylor.

## Olivier-Maxence Prosper Honors and Accolades

### Rankings

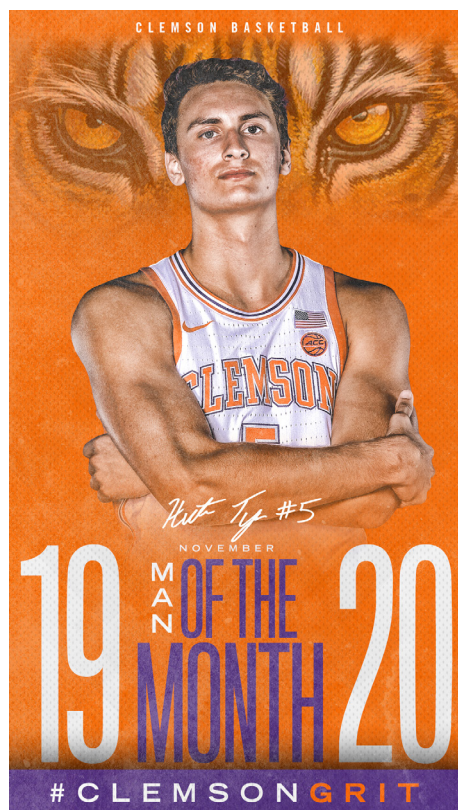
- 247Sports ranked four-star prospect (No. 82 in Top247, No. 15 power forward in the nation)
- Rivals ranked four-star prospect

### Accolades

- No. 3 ranked Canadian in 2020 class by North Pole Hoops
- MVP of 2019 Biosteel Canadian All-Star Game
- All-Star Team of 2019 NBA Basketball Without Borders
- First-Team All-Star of NBA Academy Camp
- First-Team All-Tournament at the 2019 Caribbean Classic

## CLEMSON TIGERS MAN OF THE MONTH CHALLENGE

- Brad Brownell and the Clemson basketball program began a "Man of the Month" competition in 2017.
- Each player is graded after each practice by his position coach, after each strength session by director of basketball strength and conditioning Mike Bewley and twice a week on academics.
- Oct. 2017 Man of the Month: Lyles Davis
- Nov. 2017: Malik William
- Dec. 2017: Mark Donnal
- Jan. 2018: Marcquise Reed
- Feb. 2018: Gabe DeVoe
- Oct. 2018 Man of the Month: Lyles Davis
- Nov. 2018: Hunter Tyson
- Dec. 2018: Clyde Trapp
- Jan. 2019: Shelton Mitchell
- Feb. 2019: John Newman III
- Oct. 2019 Man of the Month: Alex Hemenway
- Nov. 2019: Hunter Tyson
- Dec. 2019: TBA
- Jan. 2020: TBA
- Feb. 2020: TBA



## SOUTH CAROLINA (79-90)

at Clemson (47-32)

at South Carolina (29-55)

at Neutral Site (3-3)

| Year    | Rank | Site | W/L | CU  | Opp |
|---------|------|------|-----|-----|-----|
| 1912-13 |      | A    | L   | 18  | 39  |
| 1913-14 |      | A    | L   | 16  | 29  |
| 1914-15 |      | A    | W   | 37  | 29  |
| 1915-16 |      | A    | L   | 20  | 41  |
| 1916-17 |      | A    | L   | 19  | 34  |
| 1916-17 |      | H    | W   | 59  | 23  |
| 1919-20 |      | H    | W   | 38  | 15  |
| 1920-21 |      | H    | W   | 44  | 16  |
| 1920-21 |      | A    | W   | 24  | 10  |
| 1922-23 |      | H    | W   | 27  | 19  |
| 1923-24 |      | H    | L   | 16  | 30  |
| 1924-25 |      | A    | L   | 18  | 35  |
| 1925-26 |      | A    | W   | 38  | 35  |
| 1925-26 |      | H    | L   | 20  | 36  |
| 1926-27 |      | A    | L   | 26  | 33  |
| 1926-27 |      | A    | L   | 11  | 37  |
| 1926-27 |      | H    | L   | 23  | 48  |
| 1927-28 |      | H    | W   | 38  | 33  |
| 1927-28 |      | A    | W   | ^48 | 46  |
| 1928-29 |      | A    | L   | ^24 | 27  |
| 1928-29 |      | A    | W   | 17  | 12  |
| 1929-30 |      | H    | W   | 47  | 24  |
| 1931-32 |      | A    | W   | ^24 | 22  |
| 1931-32 |      | A    | L   | 23  | 31  |
| 1931-32 |      | H    | W   | 31  | 22  |
| 1931-32 |      | H    | L   | 22  | 24  |
| 1932-33 |      | A    | L   | 26  | 47  |
| 1932-33 |      | H    | L   | 20  | 28  |
| 1933-34 |      | H    | L   | 15  | 41  |
| 1933-34 |      | A    | L   | 17  | 42  |
| 1933-34 |      | A    | L   | 18  | 41  |
| 1934-35 |      | A    | L   | 30  | 38  |
| 1934-35 |      | H    | W   | 22  | 16  |
| 1935-36 |      | H    | W   | 31  | 30  |
| 1935-36 |      | A    | W   | 43  | 30  |
| 1936-37 |      | A    | L   | ^30 | 32  |
| 1936-37 |      | H    | W   | 31  | 29  |
| 1937-38 |      | A    | W   | 54  | 38  |
| 1937-38 |      | H    | W   | 58  | 39  |
| 1938-39 |      | A    | W   | 38  | 16  |
| 1938-39 |      | H    | W   | 43  | 16  |
| 1939-40 |      | A    | W   | 37  | 32  |
| 1939-40 |      | H    | W   | 56  | 25  |
| 1940-41 |      | A    | L   | 31  | 50  |
| 1940-41 |      | H    | L   | 39  | 40  |
| 1941-42 |      | A    | L   | 35  | 62  |
| 1941-42 |      | H    | L   | 24  | 38  |
| 1942-43 |      | A    | L   | 30  | 48  |
| 1942-43 |      | H    | L   | 40  | 42  |
| 1943-44 |      | H    | L   | 37  | 66  |
| 1943-44 |      | A    | L   | 31  | 57  |
| 1944-45 |      | H    | L   | 34  | 58  |
| 1944-45 |      | A    | L   | 38  | 76  |
| 1944-45 |      | N    | L   | 24  | 55  |
| 1945-46 |      | H    | W   | 47  | 42  |
| 1945-46 |      | A    | L   | 41  | 51  |
| 1946-47 |      | A    | L   | 39  | 73  |
| 1946-47 |      | H    | L   | 55  | 73  |
| 1947-48 |      | H    | L   | 54  | 73  |
| 1947-48 |      | A    | L   | 57  | 59  |
| 1948-49 |      | H    | L   | 48  | 51  |
| 1948-49 |      | A    | L   | 49  | 82  |
| 1949-50 |      | H    | L   | 56  | 66  |
| 1949-50 |      | A    | L   | 40  | 43  |
| 1950-51 |      | H    | L   | 61  | 76  |
| 1950-51 |      | A    | W   | 78  | 72  |
| 1951-52 |      | A    | L   | 65  | 71  |
| 1951-52 |      | H    | W   | 78  | 64  |
| 1952-53 |      | A    | W   | 74  | 63  |
| 1952-53 |      | H    | L   | 67  | 71  |
| 1953-54 |      | A    | L   | 57  | 65  |
| 1953-54 |      | H    | L   | 61  | 64  |
| 1954-55 |      | H    | L   | 87  | 90  |
| 1954-55 |      | A    | L   | 68  | 85  |
| 1955-56 |      | N    | W   | 94  | 87  |
| 1955-56 |      | A    | L   | 79  | 94  |
| 1955-56 |      | H    | L   | 83  | 89  |
| 1956-57 |      | H    | W   | 79  | 71  |
| 1956-57 |      | N    | L   | 85  | 113 |
| 1957-58 |      | N    | W   | 85  | 65  |
| 1957-58 |      | A    | L   | 67  | 74  |
| 1957-58 |      | H    | L   | 60  | 61  |
| 1958-59 |      | N    | W   | 55  | 49  |
| 1958-59 |      | H    | L   | 69  | 83  |
| 1958-59 |      | A    | W   | ^58 | 56  |
| 1959-60 |      | H    | W   | 74  | 69  |
| 1959-60 |      | A    | L   | 65  | 66  |
| 1960-61 |      | A    | W   | 71  | 63  |

|         |       |   |   |     |     |
|---------|-------|---|---|-----|-----|
| 1960-61 |       | H | W | 93  | 72  |
| 1961-62 |       | A | L | 74  | 86  |
| 1961-62 |       | H | L | 81  | 87  |
| 1962-63 |       | H | W | 80  | 61  |
| 1962-63 |       | A | L | 45  | 51  |
| 1963-64 |       | A | L | 56  | 67  |
| 1963-64 |       | H | W | 63  | 50  |
| 1964-65 |       | H | W | 94  | 87  |
| 1964-65 |       | A | W | 72  | 67  |
| 1965-66 |       | A | L | 48  | 57  |
| 1965-66 |       | H | W | 86  | 82  |
| 1965-66 |       | N | L | 52  | 60  |
| 1966-67 |       | A | W | 80  | 68  |
| 1966-67 |       | H | W | 73  | 57  |
| 1967-68 |       | H | L | 71  | 93  |
| 1967-68 |       | A | L | 74  | 89  |
| 1968-69 |       | A | L | 62  | 77  |
| 1968-69 |       | H | L | 79  | 106 |
| 1969-70 | NR/3  | H | L | 76  | 97  |
| 1969-70 | NR/2  | A | L | 52  | 99  |
| 1969-70 | NR/3  | N | L | 33  | 34  |
| 1970-71 | NR/2  | A | L | 53  | 81  |
| 1970-71 | NR/7  | H | L | 44  | 47  |
| 1971-72 | NR/8  | H | L | 58  | 62  |
| 1971-72 | NR/8  | A | L | 64  | 77  |
| 1977-78 |       | A | L | 66  | 72  |
| 1977-78 |       | H | W | 79  | 58  |
| 1978-79 |       | A | W | 70  | 65  |
| 1978-79 |       | H | W | 74  | 64  |
| 1979-80 |       | H | W | 93  | 73  |
| 1979-80 | 16/NR | A | W | 61  | 60  |
| 1980-81 |       | A | W | 82  | 69  |
| 1980-81 |       | H | W | 115 | 91  |
| 1981-82 |       | H | W | 67  | 65  |
| 1981-82 |       | A | L | 86  | 94  |
| 1982-83 |       | A | L | 77  | 94  |
| 1982-83 |       | H | W | 86  | 81  |
| 1983-84 |       | H | W | 72  | 71  |
| 1983-84 |       | A | W | 61  | 59  |
| 1984-85 |       | A | L | 66  | 71  |
| 1984-85 |       | H | W | 98  | 81  |
| 1985-86 |       | H | W | ^73 | 66  |
| 1985-86 |       | A | L | 64  | 65  |
| 1986-87 | 12/NR | A | W | 71  | 65  |
| 1986-87 |       | H | W | 74  | 52  |
| 1987-88 |       | H | W | 69  | 65  |
| 1987-88 |       | A | L | 63  | 75  |
| 1988-89 |       | A | L | 70  | 90  |
| 1988-89 |       | H | W | 78  | 65  |
| 1989-90 | 17/NR | H | W | 83  | 65  |
| 1989-90 |       | A | L | 53  | 54  |
| 1990-91 |       | A | L | 53  | 58  |
| 1991-92 |       | H | W | 55  | 52  |
| 1992-93 |       | A | W | ^89 | 84  |
| 1993-94 |       | H | L | 88  | 91  |
| 1994-95 |       | A | W | 83  | 59  |
| 1995-96 |       | H | W | 72  | 58  |
| 1996-97 | 8/NR  | A | W | 58  | 39  |
| 1997-98 | 25/6  | H | W | 62  | 57  |
| 1998-99 |       | A | W | 70  | 66  |
| 1999-00 |       | H | W | 61  | 58  |
| 2000-01 |       | A | L | 64  | 76  |
| 2001-02 |       | H | L | 59  | 81  |
| 2002-03 |       | A | L | 59  | 76  |
| 2003-04 |       | H | L | 61  | 76  |
| 2004-05 |       | A | W | ^63 | 62  |
| 2005-06 |       | H | W | 82  | 63  |
| 2006-07 |       | A | W | 74  | 53  |
| 2007-08 | 18/NR | H | W | 85  | 74  |
| 2008-09 | 16/NR | A | W | 98  | 87  |
| 2009-10 | 18/NR | H | W | 72  | 61  |
| 2010-11 |       | A | L | 60  | 64  |
| 2011-12 |       | H | L | 55  | 58  |
| 2012-13 |       | A | W | 64  | 55  |
| 2013-14 |       | H | W | 71  | 57  |
| 2014-15 |       | A | L | 45  | 68  |
| 2015-16 | NR/25 | H | L | 59  | 65  |
| 2016-17 | NR/20 | A | W | 62  | 60  |
| 2017-18 |       | H | W | 64  | 48  |
| 2018-19 |       | A | W | 78  | 68  |

# CAREER HIGHS

## #0 CLYDE TRAPP

|                      |   |
|----------------------|---|
| Points:              | 16 vs. Pittsburgh, 1/29/19                                      |
| Field Goals Made:    | 5 vs. Lipscomb, 12/30/18  |
| Field Goal Attempts: | 11 vs. Radford, 12/15/18  |
| 3-Pointers Made:     | 4 vs. Pittsburgh, 1/29/19                                       |
| 3-Point Attempts:    | 7 vs. Radford, 12/15/18; 7 vs. Pittsburgh, 1/29/19              |
| Free Throws Made:    | 4 vs. many (4), last vs. North Carolina, 3/2/19                 |
| Free Throw Attempts: | 6 vs. many (3), last vs. Pittsburgh, 1/29/19                    |
| Rebounds:            | 7 vs. Saint Peter's, 12/4/18                                    |
| Offensive Rebounds:  | 4 at NC State, 1/26/19  |
| Assists:             | 3 vs. many (9), last at Syracuse 1/9/19                         |
| Blocked Shots:       | 1 vs. many (4), last at South Carolina, 12/22/18                |
| Steals:              | 3 vs. The Citadel, 11/6/18; 3 vs. Charleston Southern, 12/18/18 |
| Minutes:             | 37 vs. Wright State, 3/19/19                                    |

## #1 JONATHAN BAEHRE

|                      |  |
|----------------------|--|
| Points:              | 28 at USC, 3/13/18   |
| Field Goals Made:    | 11 at USC, 3/13/18   |
| Field Goal Attempts: | 17 at USC, 3/13/18   |
| 3-Pointers Made:     | 4 at USC, 3/13/18  |
| 3-Point Attempts:    | 6 at USC, 3/13/18  |
| Free Throws Made:    | 4 vs. Liberty, 2/15/18                                     |
| Free Throw Attempts: | 4 vs. Presbyterian, 2/15/17; 4 vs. Liberty, 2/15/18        |
| Rebounds:            | 14 at USC, 3/13/18   |
| Offensive Rebounds:  | 6 vs. USC Upstate, 11/29/17                                |
| Assists:             | 4 vs. Milligan, 12/10/17; 4 vs. Western Carolina, 12/17/17 |
| Blocked Shots:       | 5 vs. many (3), last at USC, 3/13/18                       |
| Steals:              | 3 vs. Western Carolina, 12/17/17                           |
| Minutes:             | 42 vs. USC, 3/13/18  |

## #2 AL-AMIR DAWES

|                      |  |
|----------------------|--|
| Points:              | 19 vs. Alabama A&M, 11/21/19                             |
| Field Goals Made:    | 7 vs. Alabama A&M, 11/21/19                              |
| Field Goal Attempts: | 13 at Florida State, 12/8/19                             |
| 3-Pointers Made:     | 3 vs. Alabama A&M, 11/21/19                              |
| 3-Point Attempts:    | 8 at Florida State, 12/8/19                              |
| Free Throws Made:    | 2 vs. Colgate, 11/10/19; 2 vs. Alabama A&M, 11/21/19     |
| Free Throw Attempts: | 4 vs. Alabama A&M, 11/21/19                              |
| Rebounds:            | 6 vs. Virginia Tech, 11/5/19                             |
| Offensive Rebounds:  | 1 vs. Presbyterian, 11/7/19; 1 at Florida State, 12/8/19 |
| Assists:             | 6 vs. Detroit Mercy, 11/17/19; 6 vs. Colorado, 11/26/19  |
| Blocked Shots:       | N/A  |
| Steals:              | 3 vs. TCU, 11/24/19                                      |
| Minutes:             | 38 vs. Colorado, 11/26/19                                |

## #3 CHASE HUNTER

|                      |  |
|----------------------|--|
| Points:              | 13 vs. Presbyterian, 11/7/19                               |
| Field Goals Made:    | 5 vs. Presbyterian, 11/7/19                                |
| Field Goal Attempts: | 10 vs. Virginia Tech, 11/5/19                              |
| 3-Pointers Made:     | 3 vs. Presbyterian, 11/7/19                                |
| 3-Point Attempts:    | 5 vs. Presbyterian, 11/7/19; 5 vs. Detroit Mercy, 11/17/19 |
| Free Throws Made:    | 2 vs. Colgate, 11/10/19; 2 vs. Detroit Mercy, 11/17/19     |
| Free Throw Attempts: | 5 vs. Virginia Tech, 11/5/19                               |
| Rebounds:            | 3 vs. Virginia Tech, 11/5/19                               |
| Offensive Rebounds:  | 1 vs. Presbyterian, 11/7/19                                |
| Assists:             | 4 vs. Presbyterian, 11/7/19; 4 vs. Detroit Mercy, 11/17/19 |
| Blocked Shots:       | N/A  |
| Steals:              | 2 vs. Detroit Mercy, 11/17/19                              |
| Minutes:             | 30 vs. Detroit Mercy, 11/17/19                             |

## #5 HUNTER TYSON

|                      |   |
|----------------------|---|
| Points:              | 20 vs. Detroit Mercy, 11/17/19                      |
| Field Goals Made:    | 7 vs. Detroit Mercy, 11/17/19                       |
| Field Goal Attempts: | 13 vs. Detroit Mercy, 11/17/19                      |
| 3-Pointers Made:     | 5 vs. Detroit Mercy, 11/17/19                       |
| 3-Point Attempts:    | 10 vs. Detroit Mercy, 11/17/19                      |
| Free Throws Made:    | 4 vs. The Citadel, 11/6/18; 4 at Minnesota, 12/2/19 |
| Free Throw Attempts: | 6 vs. The Citadel, 11/6/18                          |
| Rebounds:            | 9 vs. Alabama A&M, 11/21/19                         |
| Offensive Rebounds:  | 2 vs. many (3), last vs. Colorado, 11/26/19         |
| Assists:             | 3 vs. The Citadel, 11/6/18                          |
| Blocked Shots:       | 2 vs. Charleston Southern, 12/18/18                 |
| Steals:              | 2 vs. Colgate, 11/10/19                             |
| Minutes:             | 26 vs. Alabama A&M, 11/21/19                        |

## #10 CURRAN SCOTT

|                      |   |
|----------------------|---|
| Points:              | 30 vs. UAB, 1/16/16   |
| Field Goals Made:    | 11 vs. UAB, 1/16/16   |
| Field Goal Attempts: | 20 vs. UAB, 1/16/16   |
| 3-Pointers Made:     | 4 vs. Rice, 2/11/16; 4 vs. Tulane, 2/28/19                  |
| 3-Point Attempts:    | 7 vs. Tulane, 2/28/19; 7 vs. Presbyterian, 11/7/19          |
| Free Throws Made:    | 13 vs. UTSA, 2/25/16  |
| Free Throw Attempts: | 7 vs. many, last vs. Alcorn State, 11/6/18                  |
| Rebounds:            | 7 vs. many (3), last vs. Alcorn State, 11/6/18              |
| Offensive Rebounds:  | 3 at Cincinnati, 2/25/18; 3 vs. Memphis, 3/9/18             |
| Assists:             | 8 vs. Rice, 3/9/16  |
| Blocked Shots:       | 1 vs. The Citadel, 12/29/15; 1 vs. Illinois State, 11/19/17 |
| Steals:              | 3 vs. South Florida, 2/18/18; 3 vs. Alabama A&M, 11/21/19   |
| Minutes:             | 39 vs. Middle Tennessee State, 1/14/16                      |

## #11 PARKER FOX

|                      |  |
|----------------------|--|
| Points:              | 3 vs. Charleston Southern, 12/18/18                              |
| Field Goals Made:    | 1 vs. Charleston Southern, 12/18/18; 1 vs. Presbyterian, 11/7/19 |
| Field Goal Attempts: | 2 vs. Presbyterian, 11/7/19                                      |
| 3-Pointers Made:     | 1 vs. Charleston Southern, 12/18/18                              |
| 3-Point Attempts:    | 1 vs. many (3), last vs. Presbyterian, 11/7/19                   |
| Free Throws Made:    | N/A  |
| Free Throw Attempts: | N/A  |
| Rebounds:            | N/A  |
| Offensive Rebounds:  | N/A  |
| Assists:             | N/A  |
| Blocked Shots:       | N/A  |
| Steals:              | N/A  |
| Minutes:             | 4 vs. Presbyterian, 11/7/19; 4 vs. Alabama A&M, 11/21/19         |

## #12 ALEX HEMENWAY

|                      |   |
|----------------------|---|
| Points:              | 6 vs. Presbyterian, 11/7/19                               |
| Field Goals Made:    | 2 vs. Presbyterian, 11/7/19                               |
| Field Goal Attempts: | 4 vs. Virginia Tech, 11/5/19                              |
| 3-Pointers Made:     | 2 vs. Presbyterian, 11/7/19                               |
| 3-Point Attempts:    | 2 vs. Virginia Tech, 11/5/19; 2 vs. Presbyterian, 11/7/19 |
| Free Throws Made:    | N/A   |
| Free Throw Attempts: | N/A   |
| Rebounds:            | N/A   |
| Offensive Rebounds:  | N/A   |
| Assists:             | N/A   |
| Blocked Shots:       | N/A   |
| Steals:              | N/A   |
| Minutes:             | 15 vs. Virginia Tech, 11/5/19                             |

## #13 TEVIN MACK

|                      |   |
|----------------------|---|
| Points:              | 27 vs. Oklahoma State, 1/4/17                 |
| Field Goals Made:    | 10 vs. many (2), last vs. Georgia, 2/6/19     |
| Field Goal Attempts: | 17 vs. many (2), last vs. Georgia, 2/6/19     |
| 3-Pointers Made:     | 6 vs. Kentucky, 1/5/19                        |
| 3-Point Attempts:    | 12 at Iowa State, 2/13/16                     |
| Free Throws Made:    | 6 vs. Long Beach State, 12/10/16              |
| Free Throw Attempts: | 10 vs. Northwestern, 11/21/16                 |
| Rebounds:            | 12 vs. Arkansas, 12/17/16                     |
| Offensive Rebounds:  | 4 vs. Arkansas, 12/17/16                      |
| Assists:             | 2 vs. many (12), last vs. Vanderbilt, 2/24/19 |
| Blocked Shots:       | 3 vs. Mississippi State, 1/29/19              |
| Steals:              | 5 vs. Colgate, 11/10/19                       |
| Minutes:             | 43 vs. TCU, 11/24/19                          |

## #15 JOHN NEWMAN III

|                      |   |
|----------------------|---|
| Points:              | 16 vs. Presbyterian, 11/7/19; 16 vs. Colorado, 11/26/19 |
| Field Goals Made:    | 6 vs. Presbyterian, 11/7/19                             |
| Field Goal Attempts: | 12 vs. Colgate, 11/10/19                                |
| 3-Pointers Made:     | 3 vs. Presbyterian, 11/7/19                             |
| 3-Point Attempts:    | 5 vs. Presbyterian, 11/7/19                             |
| Free Throws Made:    | 6 vs. Colorado, 11/26/19                                |
| Free Throw Attempts: | 6 vs. Colorado, 11/26/19                                |
| Rebounds:            | 7 vs. Colgate, 11/10/19                                 |
| Offensive Rebounds:  | 2 vs. many (4), last vs. Presbyterian, 11/7/19          |
| Assists:             | 3 vs. many (3), last vs. Colorado, 11/26/19             |
| Blocked Shots:       | 2 vs. Wright State, 3/19/19                             |
| Steals:              | 3 vs. Colgate, 11/10/19                                 |
| Minutes:             | 38 vs. Colgate, 11/10/19                                |

## #14 O'NEIL McBRIDE

|                      |  |
|----------------------|--|
| Points:              | 2 at Minnesota, 12/2/19                              |
| Field Goals Made:    | 1 at Minnesota, 12/2/19                              |
| Field Goal Attempts: | 1 at Minnesota, 12/2/19                              |
| 3-Pointers Made:     | N/A  |
| 3-Point Attempts:    | N/A  |
| Free Throws Made:    | N/A  |
| Free Throw Attempts: | N/A  |
| Rebounds:            | 1 vs. many (3), last at Minnesota, 12/2/19           |
| Offensive Rebounds:  | 1 vs. Presbyterian, 11/7/19; 1 at Minnesota, 12/2/19 |
| Assists:             | 1 at Minnesota, 12/2/19                              |
| Blocked Shots:       | N/A  |
| Steals:              | N/A  |
| Minutes:             | 4 vs. Presbyterian, 11/7/19                          |

## #21 KHAVON MOORE

|                      |  |
|----------------------|--|
| Points:              | 10 at Minnesota, 12/2/19                                   |
| Field Goals Made:    | 5 at Minnesota, 12/2/19                                    |
| Field Goal Attempts: | 9 at Minnesota, 12/2/19                                    |
| 3-Pointers Made:     | 1 vs. Alabama A&M, 11/21/19                                |
| 3-Point Attempts:    | 2 vs. Alabama A&M, 11/21/19                                |
| Free Throws Made:    | 1 vs. Detroit Mercy, 11/17/19                              |
| Free Throw Attempts: | 2 vs. Detroit Mercy, 11/17/19                              |
| Rebounds:            | 7 vs. Detroit Mercy, 11/17/19                              |
| Offensive Rebounds:  | 3 vs. Presbyterian, 11/7/19; 3 vs. Detroit Mercy, 11/17/19 |
| Assists:             | 3 vs. Alabama A&M, 11/21/19                                |
| Blocked Shots:       | 1 vs. Virginia Tech, 11/5/19; 1 vs. Presbyterian, 11/7/19  |
| Steals:              | 2 vs. Presbyterian, 11/7/19; 2 vs. Colorado, 11/26/19      |
| Minutes:             | 24 at Minnesota, 12/2/19                                   |



# CAREER HIGHS/MISCELLANEOUS STATS

## #25 AAMIR SIMMS

|                      |  |
|----------------------|--|
| Points:              | 23 vs. Mississippi State, 12/8/18; 23 vs. Colorado, 11/26/19 |
| Field Goals Made:    | 9 vs. Mississippi State, 12/8/18                             |
| Field Goal Attempts: | 15 vs. Mississippi State, 12/8/18; 15 vs. TCU, 11/24/19      |
| 3-Pointers Made:     | 4 vs. Mississippi State, 12/8/18                             |
| 3-Point Attempts:    | 9 vs. Mississippi State, 12/8/18                             |
| Free Throws Made:    | 7 vs. Colorado, 11/26/19                                     |
| Free Throw Attempts: | 9 vs. Colorado, 11/26/19                                     |
| Rebounds:            | 15 vs. Virginia Tech, 11/5/19                                |
| Offensive Rebounds:  | 4 vs. many (3), last vs. Colgate, 11/10/19                   |
| Assists:             | 7 vs. TCU, 11/24/19  |
| Blocked Shots:       | 4 vs. UNC Asheville, 12/3/17                                 |
| Steals:              | 5 vs. Syracuse, 3/9/19                                       |
| Minutes:             | 38 vs. TCU, 11/24/19   |

## #31 WELLS HOAG

|                      |  |
|----------------------|--|
| Points:              | 5 vs. Alabama A&M, 11/21/19                          |
| Field Goals Made:    | 2 vs. Alabama A&M, 11/21/19                          |
| Field Goal Attempts: | 3 vs. Alabama A&M, 11/21/19                          |
| 3-Pointers Made:     | 1 vs. Alabama A&M, 11/21/19                          |
| 3-Point Attempts:    | 2 vs. Alabama A&M, 11/21/19                          |
| Free Throws Made:    | N/A  |
| Free Throw Attempts: | N/A  |
| Rebounds:            | 1 vs. Alabama A&M, 11/21/19; 1 at Minnesota, 12/2/19 |
| Offensive Rebounds:  | 1 vs. Alabama A&M, 11/21/19; 1 at Minnesota, 12/2/19 |
| Assists:             | N/A  |
| Blocked Shots:       | N/A  |
| Steals:              | N/A  |
| Minutes:             | 7 vs. Alabama A&M, 11/21/19                          |

## #32 PAUL GRINDE

|                      |  |
|----------------------|--|
| Points:              | 29 vs. Hobart, 2/15/19                                 |
| Field Goals Made:    | 10 vs. many (4), last vs. Hobart, 2/15/19              |
| Field Goal Attempts: | 19 vs. Union, 1/18/19                                  |
| 3-Pointers Made:     | 2 vs. many (5), last vs. Hobart, 2/15/19               |
| 3-Point Attempts:    | 4 at Clarkson, 1/4/19; 4 vs. Union, 1/18/19            |
| Free Throws Made:    | 8 vs. Bard, 2/2/18; 8 vs. New Rochelle, 11/16/18       |
| Free Throw Attempts: | 13 vs. Hobart, 2/15/19                                 |
| Rebounds:            | 18 vs. Union, 1/16/16; 18 at Ithaca, 2/17/18           |
| Offensive Rebounds:  | 6 vs. many (3), last vs. Union, 1/18/19                |
| Assists:             | 7 vs. Hobart, 2/15/19                                  |
| Blocked Shots:       | 5 at St. Lawrence, 1/8/16                              |
| Steals:              | 3 at Rensselaer, 1/12/18; 3 vs. New Rochelle, 11/16/18 |
| Minutes:             | 39 vs. Central (Iowa), 12/29/15                        |

## #55 TREY JEMISON

|                      |  |
|----------------------|--|
| Points:              | 10 vs. Alabama A&M, 11/21/19                               |
| Field Goals Made:    | 5 vs. Alabama A&M, 11/21/19                                |
| Field Goal Attempts: | 6 vs. Alabama A&M, 11/21/19                                |
| 3-Pointers Made:     | —  |
| 3-Point Attempts:    | —  |
| Free Throws Made:    | 2 vs. Mississippi State, 12/8/18                           |
| Free Throw Attempts: | 2 vs. Mississippi State, 12/8/18                           |
| Rebounds:            | 5 vs. Alabama A&M, 11/21/19                                |
| Offensive Rebounds:  | 2 vs. Presbyterian, 11/7/19; 2 vs. Alabama A&M, 11/21/19   |
| Assists:             | 1 at South Carolina, 12/22/18; 1 vs. Presbyterian, 11/7/19 |
| Blocked Shots:       | 2 vs. Wake Forest, 2/3/19                                  |
| Steals:              | 2 vs. Alabama A&M, 11/21/19                                |
| Minutes:             | 16 vs. Alabama A&M, 11/21/19                               |

**Bold** denotes a Clemson home game; ^ - denotes one overtime period.

## MISCELLANEOUS STATS

**Dunks:** (11) Jemison 3, Simms 3, Newman III 2, Mack 1, Moore 1, Tyson 1

**Charges Taken:** (9) Simms 4, Tyson 2, Hunter 1, Newman III 1, Scott 1

**20-Point Games:** (2) Mack 1, Tyson 1

**Double-Doubles:** (3) Simms 2, Mack 1

**Double Figure Scoring:** (30) Mack 8, Simms 6, Dawes 4, Newman III 3, Tyson 3, Hunter 2, Scott 2, Jemison 1, Moore 1,

**Double Figure Rebounding:** (3) Simms 2, Mack 1

**Led Clemson in Scoring:** Mack 3, Newman III 2, Tyson 2, Dawes 1, Simms 1

**Led Clemson in Rebounding:** Simms 5, Mack 2, Tyson 1

**Led Clemson in Assists:** Dawes 4, Hunter 1, Simms 1

**Consecutive Field Goals Made:** 3 by Tevin Mack vs. Colgate (11/10/19), 3 by Tevin Mack vs. TCU (11/24/19)

**Consecutive Points Scored:** 11 by Tevin Mack at Florida State (12/8/19)

**Consecutive Free Throws Made:** 8 by John Newman III from 11/24/19 to 12/2/19

**Consecutive Three-Pointers Made:** 3 by Tevin Mack vs. Colgate (11/10/19)

**Largest Lead:** +39 vs. Presbyterian (5:19 left in 2H)

**Largest Deficit:** -22 at Minnesota (4:28 left in 2H), 12/2/19

**Largest Halftime Deficit:** 6 at Minnesota (12/2/19)

**Largest Deficit Overcome for Victory:** 15 vs. TCU, 11/24/19

**Most Consecutive Clemson Points:** 23 vs. Alabama A&M (11/21/19)

**Most Consecutive Opponent Points:** 10 by Florida State (12/8/19)

# SEASON SUPERLATIVES

| CATEGORY                    | CLEMSON TEAM HIGH |   | CLEMSON TEAM LOW |  |
|-----------------------------|-------------------|---|------------------|--|
| Total Points                | 87                | vs. <b>Detroit Mercy, 11/17/19; Alabama A&amp;M, 11/21/19</b> | 53               | vs. Florida State, 12/8/19                     |
| 1st Half Points             | 54                | vs. <b>Alabama A&amp;M, 11/21/19</b>                          | 23               | vs. TCU, 11/24/19                              |
| 2nd Half Points             | 49                | vs. <b>Detroit Mercy, 11/17/19</b>                            | 20               | vs. Florida State, 12/8/19                     |
| 1st Half Field Goal %       | 61.8              | vs. <b>Alabama A&amp;M, 11/21/19</b>                          | 33.3             | vs. TCU, 11/24/19                              |
| 2nd Half Field Goal %       | 51.7              | vs. <b>Colgate, 11/10/19</b>                                  | 23.3             | vs. <b>Virginia Tech, 11/5/19</b>              |
| Scoring Margin              | +36               | vs. <b>Alabama A&amp;M, 11/21/19</b>                          | -19              | vs. Florida State, 12/8/19                     |
| Field Goals Made            | 34                | vs. <b>Alabama A&amp;M, 11/21/19</b>                          | 19               | vs. Florida State, 12/8/19                     |
| Field Goal Attempts         | 67                | vs. <b>Presbyterian, 11/7/19</b>                              | 49               | vs. Colorado, 11/26/19                         |
| Field Goal %                | 53.1              | vs. <b>Alabama A&amp;M, 11/21/19</b>                          | 34.4             | vs. <b>Virginia Tech, 11/5/19</b>              |
| 3-Pointers Made             | 14                | vs. <b>Presbyterian, 11/7/19</b>                              | 2                | vs. Minnesota, 12/2/19                         |
| 3-Point Attempts            | 34                | vs. <b>Presbyterian, 11/7/19</b>                              | 11               | vs. Minnesota, 12/2/19                         |
| 3-Point % (min. 10 att.)    | 41.4              | vs. <b>Alabama A&amp;M, 11/21/19</b>                          | 18.2             | vs. Minnesota, 12/2/19                         |
| Free Throws Made            | 19                | vs. Colorado, 11/26/19  | 3                | vs. <b>Presbyterian, 11/7/19</b>               |
| Free Throw Attempts         | 22                | vs. Colorado, 11/26/19  | 4                | vs. <b>Presbyterian, 11/7/19</b>               |
| Free Throw % (min. 10 att.) | 86.4              | vs. Colorado, 11/26/19  | 46.7             | vs. <b>Alabama A&amp;M, 11/21/19</b>           |
| Rebounds                    | 40                | vs. <b>Alabama A&amp;M, 11/21/19</b>                          | 25               | vs. Colorado, 11/26/19                         |
| Offensive Rebounds          | 15                | vs. <b>Detroit Mercy, 11/17/19</b>                            | 4                | vs. TCU, 11/24/19                              |
| Rebound Margin              | +9                | vs. <b>Colgate, 11/10/19</b>                                  | -11              | vs. TCU, 11/24/19                              |
| Assists                     | 20                | vs. <b>Detroit Mercy, 11/17/19</b>                            | 8                | vs. Minnesota, 12/2/19; Florida State, 12/8/19 |
| Turnovers                   | 18                | vs. Florida State, 12/8/19                                    | 8                | vs. <b>Virginia Tech, 11/5/19</b>              |
| Blocked Shots               | 7                 | vs. <b>Alabama A&amp;M, 11/21/19</b>                          | 0                | vs. Florida State, 12/8/19                     |
| Steals                      | 13                | vs. <b>Colgate, 11/10/19</b>                                  | 1                | vs. Minnesota, 12/2/19                         |
| Fouls                       | 21                | vs. <b>Detroit Mercy, 11/17/19; vs. Colorado, 11/26/19</b>    | 5                | vs. <b>Alabama A&amp;M, 11/21/19</b>           |

| CATEGORY                    | OPPONENT TEAM HIGH |  | OPPONENT TEAM LOW |  |
|-----------------------------|--------------------|--|-------------------|--|
| Total Points                | 78                 | by Minnesota, 12/2/19                          | 45                | by <b>Presbyterian, 11/7/19</b>                              |
| 1st Half Points             | 35                 | by Minnesota, 12/2/19                          | 19                | by <b>Alabama A&amp;M, 11/21/19</b>                          |
| 2nd Half Points             | 45                 | by Florida State, 12/8/19                      | 24                | by <b>Presbyterian, 11/7/19</b>                              |
| 1st Half Field Goal %       | 52.0               | by Minnesota, 12/2/19                          | 26.7              | by <b>Detroit Mercy, 11/17/19</b>                            |
| 2nd Half Field Goal %       | 60.0               | by Florida State, 12/8/19                      | 32.0              | by <b>Virginia Tech, 11/5/19</b>                             |
| Field Goals Made            | 28                 | by Minnesota, 12/2/19                          | 18                | by <b>Presbyterian, 11/7/19</b>                              |
| Field Goal Attempts         | 59                 | by <b>Detroit Mercy, 11/17/19</b>              | 51                | by <b>Presbyterian, 11/7/19; Colorado, 11/26/19</b>          |
| Field Goal %                | 53.8               | by Minnesota, 12/2/19                          | 32.2              | by <b>Detroit Mercy, 11/17/19</b>                            |
| 3-Pointers Made             | 15                 | by Florida State, 12/8/19                      | 5                 | by <b>Presbyterian, 11/7/19</b>                              |
| 3-Point Attempts            | 33                 | by <b>Colgate, 11/10/19</b>                    | 18                | by <b>Presbyterian, 11/7/19</b>                              |
| 3-Point % (min. 10 att.)    | 46.3               | by Florida State, 12/8/19                      | 27.8              | by <b>Presbyterian, 11/7/19</b>                              |
| Free Throws Made            | 24                 | by Colorado, 11/26/19                          | 3                 | by <b>Alabama A&amp;M, 11/21/19</b>                          |
| Free Throw Attempts         | 25                 | by Colorado, 11/26/19                          | 5                 | by <b>Colgate, 11/10/19</b>                                  |
| Free Throw % (min. 10 att.) | 96.0               | by Colorado, 11/26/19                          | 46.7              | by TCU, 11/24/19   |
| Rebounds                    | 44                 | by <b>Virginia Tech, 11/5/19</b>               | 27                | by <b>Colgate, 11/10/19</b>                                  |
| Offensive Rebounds          | 16                 | by <b>Detroit Mercy, 11/17/19</b>              | 5                 | by <b>Colgate, 11/10/19</b>                                  |
| Assists                     | 17                 | by Minnesota, 12/2/19                          | 8                 | by <b>Detroit Mercy, 11/17/19; Alabama A&amp;M, 11/21/19</b> |
| Turnovers                   | 21                 | by <b>Presbyterian, 11/7/19; TCU, 11/24/19</b> | 8                 | by Minnesota, 12/2/19  |
| Blocked Shots               | 9                  | by Florida State, 12/8/19                      | 0                 | by <b>Alabama A&amp;M, 11/21/19</b>                          |
| Steals                      | 13                 | by TCU, 11/24/19                               | 2                 | by <b>Colgate, 11/10/19</b>                                  |
| Fouls                       | 19                 | by Minnesota, 12/2/19                          | 10                | by <b>Presbyterian, 11/7/19</b>                              |

| CATEGORY              | CLEMSON INDIVIDUAL BEST |  | OPPONENT INDIVIDUAL BEST |  |
|-----------------------|-------------------------|--|--------------------------|--|
| Points                | 22                      | by Tevin Mack vs. TCU, 11/24/19  | 30                       | by <b>Landers Nolley II (Virginia Tech), 11/5/19</b>                                     |
| Field Goals Made      | 8                       | by Tevin Mack vs. TCU, 11/24/19  | 12                       | by <b>Landers Nolley II (Virginia Tech), 11/5/19</b>                                     |
| Field Goal Attempts   | 15                      | by Tevin Mack vs. TCU, 11/24/19  | 23                       | by <b>Landers Nolley II (Virginia Tech), 11/5/19</b>                                     |
| Field Goal Perfection | 2                       | by <b>Alex Hemenway vs. Presbyterian, 11/7/19</b><br><b>Hunter Tyson vs. Colgate, 11/10/19</b> | 1                        | by <b>Alonde LeGrand (Detroit Mercy), 11/17/19</b>                                       |
| 3-Pointers Made       | 5                       | by <b>Hunter Tyson vs. Detroit Mercy, 11/17/19</b><br>Tevin Mack vs. TCU, 11/24/19             | 5                        | by Edric Dennis (TCU), 11/24/19  |
| 3-Point Attempts      | 10                      | by <b>Hunter Tyson vs. Detroit Mercy, 11/17/19</b><br>Tevin Mack vs. TCU, 11/24/19             | 12                       | by <b>Antoine Davis (Detroit Mercy), 11/17/19</b><br>Edric Dennis (TCU), 11/24/19        |
| 3-Point Perfection    | 2                       | by <b>Alex Hemenway vs. Presbyterian, 11/7/19</b><br><b>Hunter Tyson vs. Colgate, 11/10/19</b> | 1                        | by <b>Jalen Cone (Virginia Tech), 11/5/19</b><br>Justin Lindner (Florida State), 12/8/19 |
| Free Throws Made      | 6                       | by Aamir Simms vs. TCU, 11/24/19; John Newman III vs. Colorado, 11/26/19                       | 11                       | by <b>Antoine Davis (Detroit Mercy), 11/17/19</b>  |
| Free Throw Attempts   | 8                       | by Aamir Simms vs. TCU, 11/24/19   | 12                       | by <b>Antoine Davis (Detroit Mercy), 11/17/19</b>  |
| Free Throw Perfection | 6                       | by John Newman III vs. Colorado, 11/26/19  | 4                        | by many (6), last by RaiQuan Gray (Florida State), 12/8/19                               |
| Rebounds              | 15                      | by <b>Aamir Simms vs. Virginia Tech, 11/5/19</b>   | 13                       | by <b>Justin Miller (Detroit Mercy), 11/17/19</b>  |
| Offensive Rebounds    | 4                       | by <b>Aamir Simms vs. Virginia Tech, 11/5/19</b><br><b>Aamir Simms vs. Colgate, 11/10/19</b>   | 5                        | by <b>Justin Miller (Detroit Mercy), 11/17/19</b>  |
| Assists               | 7                       | by Aamir Simms vs. TCU, 11/24/19   | 9                        | by Marcus Carr (Minnesota), 12/2/19  |
| Blocked Shots         | 4                       | by <b>Al-Amir Dawes vs. Alabama A&amp;M, 11/21/19</b>  | 4                        | by Tyler Bey (Colorado), 11/26/19; Daniel Oturu (Minnesota), 12/2/19                     |
| Steals                | 5                       | by <b>Tevin Mack vs. Colgate, 11/10/19</b>   | 4                        | by <b>Antoine Davis (Detroit Mercy), 11/17/19</b>  |
| Minutes               | 43                      | by Tevin Mack vs. TCU, 11/24/19  | 43                       | by Desmond Bane (TCU), 11/24/19  |

**Bold** denotes a Clemson home game; ^ - denotes one overtime period.

# SUPERLATIVES UNDER BRAD BROWNELL

| CATEGORY                    | CLEMSON TEAM HIGH |  | CLEMSON TEAM LOW |  |
|-----------------------------|-------------------|--|------------------|--|
| Total Points                | 100               | vs. <b>The Citadel, 11/6/18</b>                        | 36               | vs. Virginia, 1/23/18                                      |
| 1st Half Points             | 54                | vs. <b>Alabama A&amp;M, 11/21/19</b>                   | 10               | vs. Duke, 1/8/13; Virginia, 2/7/13                         |
| 2nd Half Points             | 56                | vs. Wake Forest, 2/2/16; North Carolina, 1/16/18       | 13               | vs. Virginia, 1/23/18                                      |
| 1st Half Field Goal %       | 66.7              | vs. <b>Pittsburgh, 1/29/19</b>                         | 12.0             | vs. Duke, 1/8/13   |
| 2nd Half Field Goal %       | 85.0              | vs. <b>Georgia Tech, 1/12/11</b>                       | 23.5             | vs. Duke, 3/2/11   |
| Scoring Margin              | +45               | vs. <b>Florida A&amp;M, 11/14/14</b>                   | -48              | vs. Florida State, 2/5/17                                  |
| Field Goals Made            | 35                | vs. <b>The Citadel, 1/1/13</b>                         | 14               | vs. <b>Louisville, 1/10/16; Virginia, 1/12/19</b>          |
| Field Goal Attempts         | 73                | vs. Florida State, 3/4/12                              | 33               | vs. <b>Virginia, 1/12/13</b>                               |
| Field Goal %                | 69.2              | vs. <b>Georgia Tech, 1/12/11</b>                       | 25.9             | vs. <b>Virginia, 1/12/19</b>                               |
| 3-Pointers Made             | 15                | vs. <b>North Carolina, 1/30/18</b>                     | 0                | vs. <b>Virginia Tech, 3/1/12</b> ; at NC State, 1/26/19    |
| 3-Point Attempts            | 36                | vs. <b>Samford, 12/9/17</b> ; Virginia Tech, 2/21/18   | 7                | vs. at NC State, 1/26/19                                   |
| 3-Point % (min. 10 att.)    | 78.6              | vs. <b>Georgia Tech, 1/12/11</b>                       | 0.0              | vs. <b>Virginia Tech, 3/1/12</b>                           |
| Free Throws Made            | 32                | vs. <b>Louisville, 1/10/16</b>                         | 4                | vs. Iowa, 11/29/11   |
| Free Throw Attempts         | 46                | vs. <b>Western Carolina, 11/12/10</b>                  | 10               | vs. North Carolina, 1/18/11                                |
| Free Throw % (min. 10 att.) | 100.0             | vs. <b>Miami (15-15), 1/16/16</b>                      | 38.5             | vs. Wake Forest (5-13), 2/25/14                            |
| Rebounds                    | 51                | vs. <b>Presbyterian College, 12/15/15</b>              | 19               | vs. Virginia, 1/31/12                                      |
| Offensive Rebounds          | 23                | vs. Oklahoma, 11/20/16; <b>SC State, 12/13/16</b>      | 2                | vs. Virginia, 1/19/16                                      |
| Rebound Margin              | +23               | vs. <b>North Carolina A&amp;T, 11/12/17</b>            | -22              | vs. <b>Louisville, 1/10/16</b>                             |
| Assists                     | 22                | vs. many (4), last vs. <b>Virginia Tech, 1/22/17</b>   | 3                | vs. Duke, 1/8/13; <b>Georgia Tech, 2/13/16</b>             |
| Turnovers                   | 22                | vs. Florida State, 2/5/17                              | 1                | vs. NC State, 2/20/16                                      |
| Blocked Shots               | 12                | vs. <b>Arizona, 12/8/12</b> ; South Carolina, 11/17/13 | 0                | vs. <b>North Carolina, 2/28/13</b> ; Virginia Tech, 3/2/13 |
| Steals                      | 16                | vs. <b>The Citadel, 1/1/13</b>                         | 0                | vs. <b>Illinois, 3/23/14</b> ; NC State, 1/11/18           |
| Fouls                       | 25                | vs. many (4), last vs. Georgia Tech, 3/9/16            | 5                | vs. <b>SC State, 12/13/16</b>                              |

| CATEGORY                    | OPPONENT TEAM HIGH |   | OPPONENT TEAM LOW |   |
|-----------------------------|--------------------|---|-------------------|---|
| Total Points                | 109                | by Florida State, 2/5/17                          | 35                | by <b>Furman, 12/14/13</b>                              |
| 1st Half Points             | 51                 | by Florida State, 2/5/17                          | 15                | by Georgia Tech, 2/14/13; <b>Stetson, 11/8/13</b>       |
| 2nd Half Points             | 58                 | by Florida State, 2/5/17                          | 14                | by <b>Delaware State, 11/13/13</b>                      |
| 1st Half Field Goal %       | 64.0               | by Florida State, 3/4/12                          | 17.2              | by Georgia Tech, 2/14/13                                |
| 2nd Half Field Goal %       | 72.0               | by Duke, 1/8/13                                   | 16.7              | by <b>Delaware State, 11/13/13</b>                      |
| Field Goals Made            | 41                 | by Florida State, 2/5/17                          | 11                | by <b>Savannah State, 12/17/10</b>                      |
| Field Goal Attempts         | 79                 | by <b>Maryland, 3/2/14</b>                        | 38                | by Wake Forest, 2/25/14                                 |
| Field Goal %                | 66.1               | by Florida State, 2/5/17                          | 22.9              | by <b>Savannah State, 12/17/10</b>                      |
| 3-Pointers Made             | 19                 | vs. vs. Mississippi State, 12/8/18                | 1                 | by many (6), last by <b>Georgia Tech, 2/13/16</b>       |
| 3-Point Attempts            | 40                 | by Davidson, 11/17/16                             | 9                 | by Furman, 11/16/12; UTEP, 11/23/12                     |
| 3-Point % (min. 10 att.)    | 72.7               | by <b>Maryland, 2/7/12</b>                        | 7.7               | by <b>Delaware State, 11/13/13</b>                      |
| Free Throws Made            | 25                 | by West Virginia, 3/17/11                         | 1                 | by <b>Virginia, 2/14/12</b> ; <b>SC State, 12/23/12</b> |
| Free Throw Attempts         | 35                 | by Maryland, 1/22/11                              | 1                 | by <b>Virginia, 2/14/12</b>                             |
| Free Throw % (min. 10 att.) | 96.0               | by Colorado, 11/26/19                             | 18.2              | by Davidson, 11/22/13                                   |
| Rebounds                    | 63                 | by <b>Maryland, 3/2/14</b>                        | 20                | by <b>Delaware State, 12/27/10</b>                      |
| Offensive Rebounds          | 24                 | by <b>Louisville, 1/10/16</b>                     | 1                 | by Boston College, 1/12/12                              |
| Assists                     | 26                 | by Florida State, 2/5/17                          | 2                 | by <b>Charleston Southern, 12/18/18</b>                 |
| Turnovers                   | 25                 | by <b>The Citadel, 1/1/13</b>                     | 4                 | by Temple, 11/21/13                                     |
| Blocked Shots               | 9                  | by Florida State, 1/24/13; Florida State, 1/30/16 | 0                 | by many (12), last by Hofstra, 11/17/17                 |
| Steals                      | 14                 | by <b>Virginia Tech, 3/5/11</b>                   | 0                 | by Hofstra, 11/17/17                                    |
| Fouls                       | 32                 | by <b>Western Carolina, 11/12/10</b>              | 8                 | by <b>College of Charleston, 11/19/11</b>               |

| CATEGORY              | CLEMSON INDIVIDUAL BEST |    |  | OPPONENT INDIVIDUAL BEST |    |   |
|-----------------------|-------------------------|----|--|--------------------------|----|---|
| Points                | 33                      | by | Jaron Blossomgame vs. NC State, 2/20/16                        | 40                       | by | Harrison Barnes (North Carolina), 3/12/11                 |
| Field Goals Made      | 13                      | by | many (3), last by Jaron Blossomgame vs. Notre Dame, 2/8/16     | 12                       | by | many (5), last Landers Nolley II (Virginia Tech), 11/5/19 |
| Field Goal Attempts   | 24                      | by | K.J. McDaniels vs. Notre Dame, 2/11/14                         | 23                       | by | Landers Nolley II (Virginia Tech), 11/5/19                |
| Field Goal Perfection | 7                       | by | Adonis Filer vs. The Citadel, 1/1/13                           | 5                        | by | Theo Pinson (North Carolina), 12/30/15                    |
| 3-Pointers Made       | 8                       | by | Marcquise Reed vs. Virginia Tech, 2/21/18                      | 8                        | by | Lamar Peters (Mississippi State), 12/8/18                 |
| 3-Point Attempts      | 20                      | by | Marcquise Reed vs. Virginia Tech, 2/21/18                      | 12                       | by | Zane Johnson (Hawaii), 12/25/11                           |
|                       |                         |    |  |                          |    | Andrew White III (Syracuse), 2/7/17                       |
|                       |                         |    |  |                          |    | Gavin Block (Ohio), 11/16/17                              |
|                       |                         |    |  |                          |    | Demontrae Jefferson (Texas Southern), 11/24/17            |
|                       |                         |    |  |                          |    | Ty-Shon Alexander (Creighton), 11/21/18                   |
|                       |                         |    |  |                          |    | Antoine Davis (Detroit Mercy), 11/17/19                   |
| 3-Point Perfection    | 5                       | by | Gabe DeVoe vs. Texas Southern, 11/24/17                        | 5                        | by | Christian James (Oklahoma), 11/20/16                      |
| Free Throws Made      | 16                      | by | Milton Jennings vs. Virginia Tech, 1/27/13                     | 15                       | by | Marcus Georges-Hunt (Georgia Tech), 3/9/16                |
| Free Throw Attempts   | 18                      | by | Milton Jennings vs. Virginia Tech, 1/27/13                     | 16                       | by | Marcus Georges-Hunt (Georgia Tech), 3/9/16                |
| Free Throw Perfection | 9                       | by | many (3), last by Jaron Blossomgame vs. Florida State, 2/25/17 | 8                        | by | Erick Green (Virginia Tech), 3/8/12                       |
|                       |                         |    |  |                          |    | Charles Mann (Georgia), 12/22/15                          |
|                       |                         |    |  |                          |    | Jordan Dartis (Ohio), 11/16/17                            |
|                       |                         |    |  |                          |    | Theo Pinson (North Carolina), 1/16/18                     |
| Rebounds              | 16                      | by | Elijah Thomas vs. Texas Southern, 11/24/17                     | 20                       | by | John Mooney (Notre Dame), 3/9/19                          |
| Offensive Rebounds    | 8                       | by | many (4), last by Sidy Djitte vs. Florida State, 2/5/17        | 8                        | by | Jordan Murphy (Minnesota), 11/30/15                       |
| Assists               | 11                      | by | Marcquise Reed vs. Georgia Tech, 1/28/18                       | 13                       | by | Kendall Marshall (North Carolina), 2/18/12                |
| Blocked Shots         | 8                       | by | Jerai Grant vs. East Carolina, 12/29/10                        | 7                        | by | James Banks III (Georgia Tech), 2/6/19                    |
|                       |                         |    | Landry Nnoko vs. Virginia Tech, 2/6/16                         |                          |    |   |
| Steals                | 6                       | by | Avry Holmes vs. Georgia Tech, 2/13/16                          | 5                        | by | many (4), last by Lavar Batts (NC State), 1/11/18         |
| Minutes               | 48                      | by | ^K.J. McDaniels vs. Maryland, 3/2/14                           | 50                       | by | ^Eric Atkins (Notre Dame), 2/11/14                        |

**Bold** denotes a Clemson home game; ^ - denotes one overtime period.



# INDIVIDUAL GAME-BY-GAME

## #0 CLYDE TRAPP

| Opponent          | Date     | Sts | Min. | Field Goals     |     |      | 3-PT |     |      | FT | FTA | PCT | Rebounds |    |     | Avg. | PF | DQ | A | TO | BK | S | Pts. | Avg. |
|-------------------|----------|-----|------|-----------------|-----|------|------|-----|------|----|-----|-----|----------|----|-----|------|----|----|---|----|----|---|------|------|
|                   |          |     |      | FG              | FGA | Pct. | FG   | FGA | Pct. |    |     |     | OR       | DR | TOT |      |    |    |   |    |    |   |      |      |
| VIRGINIA TECH*    | 11/5/19  |     |      | DNP-KNEE INJURY |     |      |      |     |      |    |     |     |          |    |     |      |    |    |   |    |    |   |      |      |
| PRESBYTERIAN      | 11/7/19  |     |      | DNP-KNEE INJURY |     |      |      |     |      |    |     |     |          |    |     |      |    |    |   |    |    |   |      |      |
| COLGATE           | 11/10/19 |     |      | DNP-KNEE INJURY |     |      |      |     |      |    |     |     |          |    |     |      |    |    |   |    |    |   |      |      |
| DETROIT MERCY     | 11/17/19 |     |      | DNP-KNEE INJURY |     |      |      |     |      |    |     |     |          |    |     |      |    |    |   |    |    |   |      |      |
| ALABAMA A&M       | 11/21/19 |     |      | DNP-KNEE INJURY |     |      |      |     |      |    |     |     |          |    |     |      |    |    |   |    |    |   |      |      |
| vs. TCU           | 11/24/19 |     |      | DNP-KNEE INJURY |     |      |      |     |      |    |     |     |          |    |     |      |    |    |   |    |    |   |      |      |
| vs. Colorado      | 11/26/19 |     |      | DNP-KNEE INJURY |     |      |      |     |      |    |     |     |          |    |     |      |    |    |   |    |    |   |      |      |
| at Minnesota      | 12/2/19  |     |      | DNP-KNEE INJURY |     |      |      |     |      |    |     |     |          |    |     |      |    |    |   |    |    |   |      |      |
| at Florida State* | 12/8/19  |     |      | DNP-KNEE INJURY |     |      |      |     |      |    |     |     |          |    |     |      |    |    |   |    |    |   |      |      |
| <b>TOTALS</b>     |          |     |      |                 |     |      |      |     |      |    |     |     |          |    |     |      |    |    |   |    |    |   |      |      |

## #1 JONATHAN BAEHRE

| Opponent          | Date     | Sts | Min.         | Field Goals     |          |             | 3-PT     |          |             | FT       | FTA      | PCT         | Rebounds |          |          | Avg.       | PF       | DQ       | A        | TO       | BK       | S        | Pts.     | Avg.       |
|-------------------|----------|-----|--------------|-----------------|----------|-------------|----------|----------|-------------|----------|----------|-------------|----------|----------|----------|------------|----------|----------|----------|----------|----------|----------|----------|------------|
|                   |          |     |              | FG              | FGA      | Pct.        | FG       | FGA      | Pct.        |          |          |             | OR       | DR       | TOT      |            |          |          |          |          |          |          |          |            |
| VIRGINIA TECH     | 11/5/19  |     |              | DNP-KNEE INJURY |          |             |          |          |             |          |          |             |          |          |          |            |          |          |          |          |          |          |          |            |
| PRESBYTERIAN      | 11/7/19  |     |              | DNP-KNEE INJURY |          |             |          |          |             |          |          |             |          |          |          |            |          |          |          |          |          |          |          |            |
| COLGATE           | 11/10/19 |     |              | DNP-KNEE INJURY |          |             |          |          |             |          |          |             |          |          |          |            |          |          |          |          |          |          |          |            |
| DETROIT MERCY     | 11/17/19 |     |              | DNP-KNEE INJURY |          |             |          |          |             |          |          |             |          |          |          |            |          |          |          |          |          |          |          |            |
| ALABAMA A&M       | 11/21/19 |     |              | DNP-KNEE INJURY |          |             |          |          |             |          |          |             |          |          |          |            |          |          |          |          |          |          |          |            |
| vs. TCU           | 11/24/19 |     |              | DNP-KNEE INJURY |          |             |          |          |             |          |          |             |          |          |          |            |          |          |          |          |          |          |          |            |
| vs. Colorado      | 11/26/19 |     |              | DNP-KNEE INJURY |          |             |          |          |             |          |          |             |          |          |          |            |          |          |          |          |          |          |          |            |
| at Minnesota      | 12/2/19  |     |              | DNP-KNEE INJURY |          |             |          |          |             |          |          |             |          |          |          |            |          |          |          |          |          |          |          |            |
| at Florida State* | 12/8/19  |     | 13:25        | 0               | 1        | .000        | 0        | 1        | .000        | 0        | 0        | .000        | 1        | 2        | 3        | 3.0        | 0        | 0        | 0        | 1        | 0        | 0        | 0        | 0.0        |
| <b>TOTALS</b>     |          |     | <b>13:25</b> | <b>0</b>        | <b>1</b> | <b>.000</b> | <b>0</b> | <b>1</b> | <b>.000</b> | <b>0</b> | <b>0</b> | <b>.000</b> | <b>1</b> | <b>2</b> | <b>3</b> | <b>3.0</b> | <b>0</b> | <b>0</b> | <b>0</b> | <b>1</b> | <b>0</b> | <b>0</b> | <b>0</b> | <b>0.0</b> |

## #2 AL-AMIR DAWES

| Opponent          | Date     | Sts      | Min.          | Field Goals |           |             | 3-PT      |           |             | FT        | FTA       | PCT         | Rebounds |           |           | Avg.       | PF        | DQ       | A         | TO        | BK       | S        | Pts.      | Avg.       |
|-------------------|----------|----------|---------------|-------------|-----------|-------------|-----------|-----------|-------------|-----------|-----------|-------------|----------|-----------|-----------|------------|-----------|----------|-----------|-----------|----------|----------|-----------|------------|
|                   |          |          |               | FG          | FGA       | Pct.        | FG        | FGA       | Pct.        |           |           |             | OR       | DR        | TOT       |            |           |          |           |           |          |          |           |            |
| VIRGINIA TECH*    | 11/5/19  | *        | 32:14         | 4           | 11        | .364        | 2         | 6         | .333        | 1         | 1         | 1.000       | 0        | 6         | 6         | 6.0        | 0         | 0        | 2         | 2         | 0        | 0        | 11        | 11.0       |
| PRESBYTERIAN      | 11/7/19  | *        | 21:40         | 2           | 6         | .333        | 0         | 4         | .000        | 0         | 0         | .000        | 1        | 1         | 2         | 4.0        | 1         | 0        | 1         | 3         | 0        | 2        | 4         | 7.5        |
| COLGATE           | 11/10/19 | *        | 34:04         | 6           | 12        | .500        | 2         | 6         | .333        | 2         | 2         | 1.000       | 0        | 2         | 2         | 3.3        | 0         | 0        | 4         | 1         | 0        | 0        | 16        | 10.3       |
| DETROIT MERCY     | 11/17/19 | *        | 31:34         | 2           | 5         | .400        | 2         | 4         | .500        | 1         | 2         | .500        | 0        | 0         | 0         | 2.5        | 4         | 0        | 6         | 2         | 0        | 2        | 7         | 9.5        |
| ALABAMA A&M       | 11/21/19 | *        | 27:12         | 7           | 11        | .636        | 3         | 6         | .500        | 2         | 4         | .500        | 0        | 5         | 5         | 3.0        | 0         | 0        | 2         | 2         | 0        | 2        | 19        | 11.4       |
| vs. TCU           | 11/24/19 | *        | 33:49         | 3           | 6         | .500        | 2         | 3         | .667        | 0         | 2         | .000        | 0        | 2         | 2         | 2.8        | 3         | 0        | 3         | 7         | 0        | 3        | 8         | 10.8       |
| vs. Colorado      | 11/26/19 | *        | 37:26         | 2           | 4         | .500        | 1         | 2         | .500        | 1         | 1         | 1.000       | 1        | 1         | 2         | 2.7        | 1         | 0        | 6         | 4         | 0        | 0        | 6         | 10.1       |
| at Minnesota      | 12/2/19  | *        | 28:15         | 1           | 5         | .200        | 0         | 3         | .000        | 2         | 2         | 1.000       | 0        | 0         | 0         | 2.4        | 3         | 0        | 1         | 1         | 0        | 0        | 4         | 9.4        |
| at Florida State* | 12/8/19  | *        | 33:48         | 5           | 13        | .385        | 2         | 8         | .250        | 1         | 2         | .500        | 1        | 2         | 3         | 2.4        | 1         | 0        | 3         | 6         | 0        | 0        | 13        | 9.8        |
| <b>TOTALS</b>     |          | <b>9</b> | <b>280:02</b> | <b>32</b>   | <b>73</b> | <b>.438</b> | <b>14</b> | <b>42</b> | <b>.333</b> | <b>10</b> | <b>16</b> | <b>.625</b> | <b>3</b> | <b>19</b> | <b>22</b> | <b>2.4</b> | <b>13</b> | <b>0</b> | <b>28</b> | <b>28</b> | <b>0</b> | <b>9</b> | <b>88</b> | <b>9.8</b> |

## #3 CHASE HUNTER

| Opponent          | Date     | Sts      | Min.          | Field Goals     |           |             | 3-PT     |           |             | FT       | FTA      | PCT         | Rebounds |          |          | Avg.       | PF        | DQ       | A         | TO       | BK       | S        | Pts.      | Avg.       |
|-------------------|----------|----------|---------------|-----------------|-----------|-------------|----------|-----------|-------------|----------|----------|-------------|----------|----------|----------|------------|-----------|----------|-----------|----------|----------|----------|-----------|------------|
|                   |          |          |               | FG              | FGA       | Pct.        | FG       | FGA       | Pct.        |          |          |             | OR       | DR       | TOT      |            |           |          |           |          |          |          |           |            |
| VIRGINIA TECH*    | 11/5/19  | *        | 28:57         | 3               | 10        | .300        | 0        | 3         | .000        | 1        | 5        | .200        | 0        | 3        | 3        | 3.0        | 4         | 0        | 2         | 0        | 0        | 0        | 7         | 7.0        |
| PRESBYTERIAN      | 11/7/19  | *        | 23:52         | 5               | 7         | .714        | 3        | 5         | .600        | 0        | 0        | .000        | 1        | 1        | 2        | 2.5        | 1         | 0        | 4         | 1        | 0        | 1        | 13        | 10.0       |
| COLGATE           | 11/10/19 | *        | 25:13         | 4               | 6         | .667        | 0        | 1         | .000        | 2        | 2        | 1.000       | 0        | 2        | 2        | 2.3        | 1         | 0        | 1         | 1        | 0        | 0        | 10        | 10.0       |
| DETROIT MERCY     | 11/17/19 | *        | 30:16         | 1               | 8         | .125        | 1        | 5         | .200        | 2        | 2        | 1.000       | 0        | 2        | 2        | 2.3        | 2         | 0        | 4         | 4        | 0        | 2        | 5         | 8.8        |
| ALABAMA A&M       | 11/21/19 |          |               | DNP-FOOT INJURY |           |             |          |           |             |          |          |             |          |          |          |            |           |          |           |          |          |          |           |            |
| vs. TCU           | 11/24/19 |          | 15:19         | 0               | 1         | .000        | 0        | 0         | .000        | 0        | 0        | .000        | 0        | 0        | 0        | 1.8        | 2         | 0        | 2         | 2        | 0        | 1        | 0         | 7.0        |
| vs. Colorado      | 11/26/19 |          |               | DNP-FOOT INJURY |           |             |          |           |             |          |          |             |          |          |          |            |           |          |           |          |          |          |           |            |
| at Minnesota      | 12/2/19  |          |               | DNP-FOOT INJURY |           |             |          |           |             |          |          |             |          |          |          |            |           |          |           |          |          |          |           |            |
| at Florida State* | 12/8/19  |          |               | DNP-FOOT INJURY |           |             |          |           |             |          |          |             |          |          |          |            |           |          |           |          |          |          |           |            |
| <b>TOTALS</b>     |          | <b>4</b> | <b>123:37</b> | <b>13</b>       | <b>32</b> | <b>.406</b> | <b>4</b> | <b>14</b> | <b>.286</b> | <b>5</b> | <b>9</b> | <b>.556</b> | <b>1</b> | <b>8</b> | <b>9</b> | <b>1.8</b> | <b>10</b> | <b>0</b> | <b>13</b> | <b>8</b> | <b>0</b> | <b>4</b> | <b>35</b> | <b>7.0</b> |

## #5 HUNTER TYSON

| Opponent          | Date     | Sts      | Min.          | Field Goals |           |             | 3-PT      |           |             | FT        | FTA       | PCT         | Rebounds |           |           | Avg.       | PF       | DQ       | A        | TO       | BK       | S        | Pts.      | Avg.       |
|-------------------|----------|----------|---------------|-------------|-----------|-------------|-----------|-----------|-------------|-----------|-----------|-------------|----------|-----------|-----------|------------|----------|----------|----------|----------|----------|----------|-----------|------------|
|                   |          |          |               | FG          | FGA       | Pct.        | FG        | FGA       | Pct.        |           |           |             | OR       | DR        | TOT       |            |          |          |          |          |          |          |           |            |
| VIRGINIA TECH*    | 11/5/19  |          | 7:32          | 0           | 3         | .000        | 0         | 3         | .000        | 0         | 1         | .000        | 0        | 1         | 1         | 1.0        | 1        | 0        | 0        | 0        | 0        | 1        | 0         | 0.0        |
| PRESBYTERIAN      | 11/7/19  |          | 13:56         | 2           | 6         | .333        | 1         | 5         | .200        | 0         | 0         | .000        | 0        | 3         | 3         | 2.0        | 0        | 0        | 0        | 1        | 0        | 0        | 5         | 2.5        |
| COLGATE           | 11/10/19 |          | 8:09          | 2           | 2         | 1.000       | 1         | 1         | 1.000       | 2         | 2         | 1.000       | 1        | 2         | 3         | 2.3        | 0        | 0        | 0        | 0        | 0        | 2        | 7         | 4.0        |
| DETROIT MERCY     | 11/17/19 |          | 20:19         | 7           | 13        | .538        | 5         | 10        | .500        | 1         | 2         | .500        | 2        | 3         | 5         | 3.0        | 2        | 0        | 0        | 0        | 1        | 1        | 20        | 8.0        |
| ALABAMA A&M       | 11/21/19 |          | 25:52         | 4           | 8         | .500        | 2         | 5         | .400        | 0         | 2         | .000        | 1        | 8         | 9         | 4.2        | 0        | 0        | 1        | 0        | 1        | 1        | 10        | 8.4        |
| vs. TCU           | 11/24/19 |          | 12:01         | 0           | 2         | .000        | 0         | 2         | .000        | 2         | 2         | 1.000       | 0        | 1         | 1         | 3.7        | 1        | 0        | 1        | 0        | 0        | 1        | 2         | 7.3        |
| vs. Colorado      | 11/26/19 |          | 10:44         | 0           | 5         | .000        | 0         | 4         | .000        | 1         | 2         | .500        | 2        | 1         | 3         | 3.6        | 0        | 0        | 0        | 0        | 0        | 1        | 1         | 6.4        |
| at Minnesota      | 12/2/19  |          | 23:13         | 3           | 6         | .500        | 2         | 5         | .400        | 4         | 4         | 1.000       | 0        | 5         | 5         | 3.8        | 1        | 0        | 2        | 1        | 0        | 0        | 12        | 7.1        |
| at Florida State* | 12/8/19  |          | 12:50         | 1           | 5         | .200        | 1         | 4         | .250        | 0         | 0         | .000        | 1        | 3         | 4         | 3.8        | 0        | 0        | 0        | 0        | 0        | 0        | 3         | 6.7        |
| <b>TOTALS</b>     |          | <b>0</b> | <b>134:36</b> | <b>19</b>   | <b>50</b> | <b>.380</b> | <b>12</b> | <b>39</b> | <b>.308</b> | <b>10</b> | <b>15</b> | <b>.667</b> | <b>7</b> | <b>27</b> | <b>34</b> | <b>3.8</b> | <b>5</b> | <b>0</b> | <b>4</b> | <b>2</b> | <b>2</b> | <b>7</b> | <b>60</b> | <b>6.7</b> |

# INDIVIDUAL GAME-BY-GAME

## #10 CURRAN SCOTT

| Opponent          | Date     | Sts      | Min.          | Field Goals |           |             | 3-PT     |           |             | FT        | FTA       | PCT         | Rebounds |           |           | Avg.       | PF        | DQ       | A         | TO        | BK       | S        | Pts.      | Avg.       |
|-------------------|----------|----------|---------------|-------------|-----------|-------------|----------|-----------|-------------|-----------|-----------|-------------|----------|-----------|-----------|------------|-----------|----------|-----------|-----------|----------|----------|-----------|------------|
|                   |          |          |               | FG          | FGA       | Pct.        | FG       | FGA       | Pct.        |           |           |             | OR       | DR        | TOT       |            |           |          |           |           |          |          |           |            |
| VIRGINIA TECH*    | 11/5/19  |          | 8:41          | 1           | 2         | .500        | 0        | 0         | .000        | 0         | 0         | .000        | 0        | 1         | 1         | 1.0        | 1         | 0        | 0         | 2         | 0        | 0        | 2         | 2.0        |
| PRESBYTERIAN      | 11/7/19  |          | 28:29         | 4           | 11        | .364        | 3        | 7         | .429        | 2         | 2         | 1.000       | 0        | 5         | 5         | 3.0        | 2         | 0        | 3         | 0         | 0        | 0        | 13        | 7.5        |
| COLGATE           | 11/10/19 |          | 20:43         | 2           | 4         | .500        | 0        | 1         | .000        | 4         | 6         | .667        | 0        | 0         | 0         | 2.0        | 1         | 0        | 2         | 0         | 0        | 1        | 8         | 7.7        |
| DETROIT MERCY     | 11/17/19 |          | 12:39         | 1           | 4         | .250        | 0        | 2         | .000        | 0         | 0         | .000        | 1        | 3         | 4         | 2.5        | 1         | 0        | 2         | 1         | 0        | 0        | 2         | 6.3        |
| ALABAMA A&M       | 11/21/19 | *        | 21:44         | 1           | 4         | .250        | 1        | 4         | .250        | 2         | 4         | .500        | 0        | 1         | 1         | 2.2        | 0         | 0        | 3         | 1         | 0        | 3        | 5         | 6.0        |
| vs. TCU           | 11/24/19 |          | 25:03         | 2           | 7         | .286        | 1        | 4         | .250        | 2         | 2         | 1.000       | 0        | 2         | 2         | 2.2        | 1         | 0        | 0         | 1         | 0        | 1        | 7         | 6.2        |
| vs. Colorado      | 11/26/19 |          | 27:13         | 3           | 5         | .600        | 1        | 1         | 1.000       | 0         | 0         | .000        | 0        | 1         | 1         | 2.0        | 3         | 0        | 1         | 1         | 0        | 0        | 7         | 6.3        |
| at Minnesota      | 12/2/19  |          | 24:57         | 4           | 5         | .800        | 0        | 0         | .000        | 2         | 2         | 1.000       | 0        | 0         | 0         | 1.8        | 0         | 0        | 2         | 1         | 0        | 1        | 10        | 6.8        |
| at Florida State* | 12/8/19  |          | 16:33         | 2           | 5         | .400        | 1        | 2         | .500        | 2         | 2         | 1.000       | 0        | 4         | 4         | 2.0        | 2         | 0        | 0         | 3         | 0        | 0        | 7         | 6.8        |
| <b>TOTALS</b>     |          | <b>1</b> | <b>186:02</b> | <b>20</b>   | <b>47</b> | <b>.426</b> | <b>7</b> | <b>21</b> | <b>.333</b> | <b>14</b> | <b>18</b> | <b>.778</b> | <b>1</b> | <b>17</b> | <b>18</b> | <b>2.0</b> | <b>11</b> | <b>0</b> | <b>13</b> | <b>10</b> | <b>0</b> | <b>6</b> | <b>61</b> | <b>6.8</b> |

## #11 PARKER FOX

| Opponent          | Date     | Sts      | Min.         | Field Goals |          |             | 3-PT     |          |             | FT       | FTA      | PCT         | Rebounds |          |          | Avg.       | PF       | DQ       | A        | TO       | BK       | S        | Pts.     | Avg.       |
|-------------------|----------|----------|--------------|-------------|----------|-------------|----------|----------|-------------|----------|----------|-------------|----------|----------|----------|------------|----------|----------|----------|----------|----------|----------|----------|------------|
|                   |          |          |              | FG          | FGA      | Pct.        | FG       | FGA      | Pct.        |          |          |             | OR       | DR       | TOT      |            |          |          |          |          |          |          |          |            |
| VIRGINIA TECH*    | 11/5/19  |          | DNP          |             |          |             |          |          |             |          |          |             |          |          |          |            |          |          |          |          |          |          |          |            |
| PRESBYTERIAN      | 11/7/19  |          | 4:32         | 1           | 2        | .500        | 0        | 1        | .000        | 0        | 1        | .000        | 0        | 0        | 0        | 0.0        | 0        | 0        | 0        | 1        | 0        | 0        | 2        | 2.0        |
| COLGATE           | 11/10/19 |          | DNP          |             |          |             |          |          |             |          |          |             |          |          |          |            |          |          |          |          |          |          |          |            |
| DETROIT MERCY     | 11/17/19 |          | DNP          |             |          |             |          |          |             |          |          |             |          |          |          |            |          |          |          |          |          |          |          |            |
| ALABAMA A&M       | 11/21/19 |          | 4:04         | 0           | 0        | .000        | 0        | 0        | .000        | 0        | 0        | .000        | 0        | 0        | 0        | 0.0        | 0        | 0        | 0        | 0        | 0        | 0        | 0        | 1.0        |
| vs. TCU           | 11/24/19 |          | DNP          |             |          |             |          |          |             |          |          |             |          |          |          |            |          |          |          |          |          |          |          |            |
| vs. Colorado      | 11/26/19 |          | DNP          |             |          |             |          |          |             |          |          |             |          |          |          |            |          |          |          |          |          |          |          |            |
| at Minnesota      | 12/2/19  |          | 1:40         | 0           | 0        | .000        | 0        | 0        | .000        | 0        | 0        | .000        | 0        | 0        | 0        | 0.0        | 0        | 0        | 0        | 0        | 0        | 0        | 0        | 0.7        |
| at Florida State* | 12/8/19  |          | 1:09         | 0           | 0        | .000        | 0        | 0        | .000        | 0        | 0        | .000        | 0        | 0        | 0        | 0.0        | 0        | 0        | 0        | 0        | 0        | 0        | 0        | 0.5        |
| <b>TOTALS</b>     |          | <b>0</b> | <b>11:25</b> | <b>1</b>    | <b>2</b> | <b>.500</b> | <b>0</b> | <b>1</b> | <b>.000</b> | <b>0</b> | <b>1</b> | <b>.000</b> | <b>0</b> | <b>0</b> | <b>0</b> | <b>0.0</b> | <b>0</b> | <b>0</b> | <b>0</b> | <b>1</b> | <b>0</b> | <b>0</b> | <b>2</b> | <b>0.5</b> |

## #12 ALEX HEMENWAY

|                   |          | Field Goals |                  |    |     |       | 3-PT |     |       |    | Rebounds |      |    |    |     |      |    |    |   |    |    |   |      |      |
|-------------------|----------|-------------|------------------|----|-----|-------|------|-----|-------|----|----------|------|----|----|-----|------|----|----|---|----|----|---|------|------|
| Opponent          | Date     | Sts         | Min.             | FG | FGA | Pct.  | FG   | FGA | Pct.  | FT | FTA      | PCT  | OR | DR | TOT | Avg. | PF | DQ | A | TO | BK | S | Pts. | Avg. |
| VIRGINIA TECH*    | 11/5/19  |             | 14:48            | 1  | 4   | .250  | 1    | 2   | .500  | 0  | 0        | .000 | 0  | 0  | 0   | 0.0  | 1  | 0  | 0 | 0  | 0  | 0 | 3    | 3.0  |
| PRESBYTERIAN      | 11/7/19  |             | 9:31             | 2  | 2   | 1.000 | 2    | 2   | 1.000 | 0  | 0        | .000 | 0  | 0  | 0   | 0.0  | 0  | 0  | 0 | 0  | 0  | 0 | 6    | 4.5  |
| COLGATE           | 11/10/19 |             | DNP-ANKLE INJURY |    |     |       |      |     |       |    |          |      |    |    |     |      |    |    |   |    |    |   |      |      |
| DETROIT MERCY     | 11/17/19 |             | DNP-ANKLE INJURY |    |     |       |      |     |       |    |          |      |    |    |     |      |    |    |   |    |    |   |      |      |
| ALABAMA A&M       | 11/21/19 |             | DNP-ANKLE INJURY |    |     |       |      |     |       |    |          |      |    |    |     |      |    |    |   |    |    |   |      |      |
| vs. TCU           | 11/24/19 |             | DNP-ANKLE INJURY |    |     |       |      |     |       |    |          |      |    |    |     |      |    |    |   |    |    |   |      |      |
| vs. Colorado      | 11/26/19 |             | DNP-ANKLE INJURY |    |     |       |      |     |       |    |          |      |    |    |     |      |    |    |   |    |    |   |      |      |
| at Minnesota      | 12/2/19  |             | DNP-ANKLE INJURY |    |     |       |      |     |       |    |          |      |    |    |     |      |    |    |   |    |    |   |      |      |
| at Florida State* | 12/8/19  |             | DNP-ANKLE INJURY |    |     |       |      |     |       |    |          |      |    |    |     |      |    |    |   |    |    |   |      |      |
| TOTALS            |          | 0           | 24:19            | 3  | 6   | .500  | 3    | 4   | .750  | 0  | 0        | .000 | 0  | 0  | 0   | 0.0  | 1  | 0  | 0 | 1  | 0  | 0 | 9    | 4.5  |

## #13 TEVIN MACK

| Opponent          | Date     | Sts      | Min.          | Field Goals |           |             | 3-PT      |           |             | FT        | FTA       | PCT         | Rebounds |           |           | Avg.       | PF        | DQ       | A         | TO        | BK       | S         | Pts.       | Avg.        |
|-------------------|----------|----------|---------------|-------------|-----------|-------------|-----------|-----------|-------------|-----------|-----------|-------------|----------|-----------|-----------|------------|-----------|----------|-----------|-----------|----------|-----------|------------|-------------|
|                   |          |          |               | FG          | FGA       | Pct.        | FG        | FGA       | Pct.        |           |           |             | OR       | DR        | TOT       |            |           |          |           |           |          |           |            |             |
| VIRGINIA TECH*    | 11/5/19  | *        | 24:58         | 4           | 10        | .400        | 2         | 7         | .286        | 0         | 0         | .000        | 1        | 2         | 3         | 3.0        | 5         | 1        | 2         | 1         | 1        | 1         | 10         | 10.0        |
| PRESBYTERIAN      | 11/7/19  | *        | 20:34         | 6           | 9         | .667        | 2         | 3         | .667        | 0         | 0         | .000        | 0        | 2         | 2         | 2.5        | 2         | 0        | 1         | 0         | 0        | 0         | 14         | 12.0        |
| COLGATE           | 11/10/19 | *        | 25:54         | 7           | 11        | .636        | 3         | 7         | .429        | 0         | 0         | .000        | 1        | 8         | 9         | 4.7        | 2         | 0        | 1         | 3         | 0        | 5         | 17         | 13.7        |
| DETROIT MERCY     | 11/17/19 | *        | 30:20         | 7           | 13        | .538        | 2         | 5         | .400        | 2         | 3         | .667        | 2        | 2         | 4         | 4.5        | 1         | 0        | 2         | 1         | 0        | 1         | 18         | 14.8        |
| ALABAMA A&M       | 11/21/19 | *        | 21:41         | 6           | 9         | .667        | 3         | 6         | .500        | 1         | 1         | 1.000       | 1        | 1         | 2         | 4.0        | 0         | 0        | 2         | 1         | 1        | 1         | 16         | 15.0        |
| vs. TCU           | 11/24/19 | *        | 42:47         | 8           | 15        | .533        | 5         | 10        | .500        | 1         | 2         | .500        | 1        | 8         | 9         | 4.8        | 2         | 0        | 1         | 0         | 0        | 1         | 22         | 16.2        |
| vs. Colorado      | 11/26/19 | *        | 37:56         | 3           | 11        | .273        | 1         | 5         | .200        | 4         | 4         | 1.000       | 0        | 9         | 9         | 5.4        | 2         | 0        | 1         | 1         | 1        | 2         | 11         | 15.4        |
| at Minnesota      | 12/2/19  | *        | 24:26         | 1           | 4         | .250        | 0         | 1         | .000        | 0         | 3         | .000        | 0        | 3         | 3         | 5.1        | 2         | 0        | 0         | 2         | 0        | 0         | 2          | 13.8        |
| at Florida State* | 12/8/19  | *        | 30:57         | 5           | 10        | .500        | 2         | 4         | .500        | 2         | 5         | .400        | 1        | 2         | 3         | 4.9        | 2         | 0        | 2         | 3         | 0        | 3         | 14         | 13.8        |
| <b>TOTALS</b>     |          | <b>9</b> | <b>259:33</b> | <b>47</b>   | <b>92</b> | <b>.511</b> | <b>20</b> | <b>48</b> | <b>.417</b> | <b>10</b> | <b>18</b> | <b>.556</b> | <b>7</b> | <b>37</b> | <b>44</b> | <b>4.9</b> | <b>18</b> | <b>1</b> | <b>12</b> | <b>12</b> | <b>3</b> | <b>14</b> | <b>124</b> | <b>13.8</b> |

## #15 JOHN NEWMAN III

| Opponent          | Date     | Sts      | Min.          | Field Goals |           |             | 3-PT      |           |             | FT        | FTA       | PCT         | Rebounds |           |           | Avg.       | PF        | DQ       | A         | TO        | BK       | S        | Pts.      | Avg.        |
|-------------------|----------|----------|---------------|-------------|-----------|-------------|-----------|-----------|-------------|-----------|-----------|-------------|----------|-----------|-----------|------------|-----------|----------|-----------|-----------|----------|----------|-----------|-------------|
|                   |          |          |               | FG          | FGA       | Pct.        | FG        | FGA       | Pct.        |           |           |             | OR       | DR        | TOT       |            |           |          |           |           |          |          |           |             |
| VIRGINIA TECH*    | 11/5/19  | *        | 33:11         | 5           | 11        | .455        | 1         | 4         | .250        | 4         | 4         | 1.000       | 2        | 3         | 5         | 5.0        | 2         | 0        | 2         | 0         | 0        | 0        | 15        | 15.0        |
| PRESBYTERIAN      | 11/7/19  | *        | 20:27         | 6           | 9         | .667        | 3         | 5         | .600        | 1         | 1         | 1.000       | 2        | 3         | 5         | 5.0        | 0         | 0        | 3         | 0         | 0        | 1        | 16        | 15.5        |
| COLGATE           | 11/10/19 | *        | 38:29         | 4           | 12        | .333        | 0         | 3         | .000        | 1         | 2         | .500        | 1        | 6         | 7         | 5.7        | 0         | 0        | 3         | 2         | 0        | 3        | 9         | 13.3        |
| DETROIT MERCY     | 11/17/19 | *        | 23:12         | 2           | 7         | .286        | 1         | 5         | .200        | 2         | 3         | .667        | 1        | 0         | 1         | 4.5        | 4         | 0        | 1         | 1         | 1        | 0        | 7         | 11.8        |
| ALABAMA A&M       | 11/21/19 | *        | 29:10         | 4           | 7         | .571        | 1         | 3         | .333        | 0         | 0         | .000        | 0        | 3         | 3         | 4.2        | 0         | 0        | 4         | 1         | 1        | 0        | 9         | 11.2        |
| vs. TCU           | 11/24/19 | *        | 36:35         | 3           | 6         | .500        | 1         | 2         | .500        | 2         | 2         | 1.000       | 0        | 2         | 2         | 3.8        | 2         | 0        | 1         | 4         | 1        | 1        | 9         | 10.8        |
| vs. Colorado      | 11/26/19 | *        | 31:37         | 4           | 8         | .500        | 2         | 3         | .667        | 6         | 6         | 1.000       | 0        | 1         | 1         | 3.4        | 5         | 1        | 3         | 2         | 0        | 1        | 16        | 11.6        |
| at Minnesota      | 12/2/19  | *        | 30:32         | 2           | 6         | .333        | 0         | 1         | .000        | 1         | 2         | .500        | 1        | 2         | 3         | 3.4        | 3         | 0        | 0         | 3         | 0        | 0        | 5         | 10.8        |
| at Florida State* | 12/8/19  | *        | 28:46         | 2           | 5         | .400        | 1         | 2         | .500        | 1         | 1         | 1.000       | 0        | 1         | 1         | 3.1        | 1         | 1        | 1         | 1         | 0        | 0        | 6         | 10.2        |
| <b>TOTALS</b>     |          | <b>9</b> | <b>271:59</b> | <b>32</b>   | <b>71</b> | <b>.451</b> | <b>10</b> | <b>28</b> | <b>.357</b> | <b>18</b> | <b>21</b> | <b>.857</b> | <b>7</b> | <b>21</b> | <b>28</b> | <b>3.1</b> | <b>17</b> | <b>1</b> | <b>18</b> | <b>14</b> | <b>3</b> | <b>6</b> | <b>92</b> | <b>10.2</b> |

# INDIVIDUAL GAME-BY-GAME

## #20 O'NEIL MCBRIDE

| Opponent          | Date     | Sts      | Min.         | Field Goals |          |              | 3-PT     |          |             | FT       | FTA      | PCT         | Rebounds |          |          | Avg.       | PF       | DQ       | A        | TO       | BK       | S        | Pts.     | Avg.       |
|-------------------|----------|----------|--------------|-------------|----------|--------------|----------|----------|-------------|----------|----------|-------------|----------|----------|----------|------------|----------|----------|----------|----------|----------|----------|----------|------------|
|                   |          |          |              | FG          | FGA      | Pct.         | FG       | FGA      | Pct.        |          |          |             | OR       | DR       | TOT      |            |          |          |          |          |          |          |          |            |
| VIRGINIA TECH*    | 11/5/19  |          | DNP          |             |          |              |          |          |             |          |          |             |          |          |          |            |          |          |          |          |          |          |          |            |
| PRESBYTERIAN      | 11/7/19  |          | 3:56         | 0           | 0        | .000         | 0        | 0        | .000        | 0        | 0        | .000        | 1        | 0        | 1        | 1.0        | 0        | 0        | 0        | 0        | 0        | 0        | 0        | 0.0        |
| COLGATE           | 11/10/19 |          | DNP          |             |          |              |          |          |             |          |          |             |          |          |          |            |          |          |          |          |          |          |          |            |
| DETROIT MERCY     | 11/17/19 |          | DNP          |             |          |              |          |          |             |          |          |             |          |          |          |            |          |          |          |          |          |          |          |            |
| ALABAMA A&M       | 11/21/19 |          | 3:27         | 0           | 0        | .000         | 0        | 0        | .000        | 0        | 2        | .000        | 0        | 1        | 1        | 1.0        | 0        | 0        | 0        | 0        | 0        | 0        | 0        | 0.0        |
| vs. TCU           | 11/24/19 |          | DNP          |             |          |              |          |          |             |          |          |             |          |          |          |            |          |          |          |          |          |          |          |            |
| vs. Colorado      | 11/26/19 |          | DNP          |             |          |              |          |          |             |          |          |             |          |          |          |            |          |          |          |          |          |          |          |            |
| at Minnesota      | 12/2/19  |          | 1:40         | 1           | 1        | 1.000        | 0        | 0        | .000        | 0        | 0        | .000        | 1        | 0        | 1        | 1.0        | 0        | 0        | 1        | 1        | 0        | 0        | 2        | 0.7        |
| at Florida State* | 12/8/19  |          | 1:09         | 0           | 0        | .000         | 0        | 0        | .000        | 0        | 0        | .000        | 1        | 0        | 1        | 1.0        | 0        | 0        | 0        | 0        | 0        | 0        | 0        | 0.5        |
| <b>TOTALS</b>     |          | <b>0</b> | <b>10:12</b> | <b>1</b>    | <b>1</b> | <b>1.000</b> | <b>0</b> | <b>0</b> | <b>.000</b> | <b>0</b> | <b>2</b> | <b>.000</b> | <b>3</b> | <b>1</b> | <b>4</b> | <b>1.0</b> | <b>0</b> | <b>0</b> | <b>1</b> | <b>1</b> | <b>0</b> | <b>0</b> | <b>2</b> | <b>0.5</b> |

## #21 KHAVON MOORE

| Opponent          | Date     | Sts      | Min.          | Field Goals |           |             | 3-PT     |          |             | FT       | FTA      | PCT         | Rebounds  |           |           | Avg.       | PF        | DQ       | A        | TO       | BK       | S        | Pts.      | Avg.       |
|-------------------|----------|----------|---------------|-------------|-----------|-------------|----------|----------|-------------|----------|----------|-------------|-----------|-----------|-----------|------------|-----------|----------|----------|----------|----------|----------|-----------|------------|
|                   |          |          |               | FG          | FGA       | Pct.        | FG       | FGA      | Pct.        |          |          |             | OR        | DR        | TOT       |            |           |          |          |          |          |          |           |            |
| VIRGINIA TECH*    | 11/5/19  |          | 9:39          | 0           | 1         | .000        | 0        | 0        | .000        | 0        | 0        | .000        | 0         | 0         | 0         | 0.0        | 0         | 0        | 1        | 0        | 1        | 0        | 0         | 0.0        |
| PRESBYTERIAN      | 11/7/19  |          | 19:25         | 1           | 5         | .200        | 0        | 1        | .000        | 0        | 0        | .000        | 3         | 3         | 6         | 3.0        | 3         | 0        | 1        | 0        | 1        | 2        | 2         | 1.0        |
| COLGATE           | 11/10/19 |          | 7:28          | 1           | 2         | .500        | 0        | 0        | .000        | 0        | 0        | .000        | 1         | 0         | 1         | 2.3        | 1         | 0        | 0        | 2        | 0        | 1        | 2         | 1.3        |
| DETROIT MERCY     | 11/17/19 |          | 13:25         | 3           | 4         | .750        | 0        | 0        | .000        | 1        | 2        | .500        | 3         | 4         | 7         | 3.5        | 2         | 0        | 1        | 1        | 0        | 1        | 7         | 2.8        |
| ALABAMA A&M       | 11/21/19 |          | 19:20         | 1           | 6         | .167        | 1        | 2        | .500        | 0        | 0        | .000        | 1         | 5         | 6         | 4.0        | 2         | 0        | 3        | 2        | 0        | 1        | 3         | 2.8        |
| vs. TCU           | 11/24/19 | *        | 14:26         | 0           | 1         | .000        | 0        | 0        | .000        | 0        | 0        | .000        | 0         | 1         | 1         | 3.5        | 1         | 0        | 0        | 1        | 0        | 0        | 0         | 2.3        |
| vs. Colorado      | 11/26/19 | *        | 15:05         | 1           | 2         | .500        | 1        | 1        | 1.000       | 0        | 0        | .000        | 0         | 1         | 1         | 3.1        | 3         | 0        | 1        | 2        | 0        | 2        | 3         | 2.4        |
| at Minnesota      | 12/2/19  | *        | 23:36         | 5           | 9         | .556        | 0        | 0        | .000        | 0        | 0        | .000        | 2         | 4         | 6         | 3.5        | 1         | 0        | 1        | 0        | 0        | 0        | 10        | 3.4        |
| at Florida State* | 12/8/19  | *        | 20:14         | 1           | 5         | .200        | 0        | 2        | .000        | 0        | 0        | .000        | 0         | 1         | 1         | 3.2        | 1         | 0        | 1        | 1        | 0        | 1        | 2         | 3.2        |
| <b>TOTALS</b>     |          | <b>4</b> | <b>142:38</b> | <b>13</b>   | <b>35</b> | <b>.371</b> | <b>2</b> | <b>6</b> | <b>.333</b> | <b>1</b> | <b>2</b> | <b>.500</b> | <b>10</b> | <b>19</b> | <b>29</b> | <b>3.2</b> | <b>14</b> | <b>0</b> | <b>9</b> | <b>9</b> | <b>2</b> | <b>8</b> | <b>29</b> | <b>3.2</b> |

## #25 AAMIR SIMMS

| Opponent          | Date     | Sts      | Min.          | Field Goals |           |             | 3-PT     |           |             | FT        | FTA       | PCT         | Rebounds  |           |           | Avg.       | PF        | DQ       | A         | TO        | BK       | S         | Pts.       | Avg.        |
|-------------------|----------|----------|---------------|-------------|-----------|-------------|----------|-----------|-------------|-----------|-----------|-------------|-----------|-----------|-----------|------------|-----------|----------|-----------|-----------|----------|-----------|------------|-------------|
|                   |          |          |               | FG          | FGA       | Pct.        | FG       | FGA       | Pct.        |           |           |             | OR        | DR        | TOT       |            |           |          |           |           |          |           |            |             |
| VIRGINIA TECH*    | 11/5/19  | *        | 34:24         | 4           | 11        | .364        | 1        | 4         | .250        | 3         | 4         | .750        | 4         | 11        | 15        | 15.0       | 2         | 0        | 0         | 1         | 0        | 1         | 12         | 12.0        |
| PRESBYTERIAN      | 11/7/19  | *        | 16:19         | 0           | 4         | .000        | 0        | 1         | .000        | 0         | 0         | .000        | 0         | 8         | 8         | 11.5       | 1         | 0        | 0         | 2         | 1        | 0         | 0          | 6.0         |
| COLGATE           | 11/10/19 | *        | 38:06         | 5           | 11        | .455        | 0        | 1         | .000        | 2         | 4         | .500        | 4         | 4         | 8         | 10.3       | 3         | 0        | 0         | 1         | 1        | 1         | 12         | 8.0         |
| DETROIT MERCY     | 11/17/19 | *        | 33:08         | 7           | 10        | .700        | 0        | 2         | .000        | 5         | 6         | .833        | 3         | 5         | 8         | 9.8        | 2         | 0        | 4         | 3         | 0        | 3         | 19         | 10.8        |
| ALABAMA A&M       | 11/21/19 | *        | 18:27         | 2           | 7         | .286        | 0        | 1         | .000        | 0         | 0         | .000        | 0         | 4         | 4         | 8.6        | 1         | 0        | 4         | 0         | 0        | 1         | 4          | 9.4         |
| vs. TCU           | 11/24/19 | *        | 37:17         | 3           | 15        | .200        | 1        | 7         | .143        | 6         | 8         | .750        | 3         | 9         | 12        | 9.2        | 2         | 0        | 7         | 1         | 1        | 2         | 13         | 10.0        |
| vs. Colorado      | 11/26/19 | *        | 35:37         | 7           | 14        | .500        | 2        | 5         | .400        | 7         | 9         | .778        | 3         | 4         | 7         | 8.9        | 3         | 0        | 4         | 0         | 2        | 1         | 23         | 11.9        |
| at Minnesota      | 12/2/19  | *        | 26:25         | 4           | 10        | .400        | 0        | 1         | .000        | 3         | 4         | .750        | 0         | 6         | 6         | 8.5        | 2         | 0        | 1         | 1         | 0        | 0         | 11         | 11.8        |
| at Florida State* | 12/8/19  | *        | 27:10         | 3           | 7         | .429        | 2        | 3         | .667        | 0         | 0         | .000        | 2         | 2         | 4         | 8.0        | 4         | 0        | 1         | 2         | 0        | 1         | 8          | 11.3        |
| <b>TOTALS</b>     |          | <b>9</b> | <b>266:53</b> | <b>35</b>   | <b>89</b> | <b>.393</b> | <b>6</b> | <b>25</b> | <b>.240</b> | <b>26</b> | <b>35</b> | <b>.743</b> | <b>19</b> | <b>53</b> | <b>72</b> | <b>8.0</b> | <b>20</b> | <b>0</b> | <b>21</b> | <b>11</b> | <b>5</b> | <b>10</b> | <b>102</b> | <b>11.3</b> |

## #31 WELLS HOAG

| Opponent          | Date     | Sts      | Min.         | Field Goals |          |             | 3-PT     |          |             | FT       | FTA      | PCT         | Rebounds |          |          | Avg.       | PF       | DQ       | A        | TO       | BK       | S        | Pts.     | Avg.       |
|-------------------|----------|----------|--------------|-------------|----------|-------------|----------|----------|-------------|----------|----------|-------------|----------|----------|----------|------------|----------|----------|----------|----------|----------|----------|----------|------------|
|                   |          |          |              | FG          | FGA      | Pct.        | FG       | FGA      | Pct.        |          |          |             | OR       | DR       | TOT      |            |          |          |          |          |          |          |          |            |
| ALABAMA A&M       | 11/21/19 |          | 7:30         | 2           | 3        | .667        | 1        | 2        | .500        | 0        | 0        | .000        | 1        | 0        | 1        | 1.0        | 0        | 0        | 0        | 0        | 0        | 0        | 5        | 5.0        |
| vs. TCU           | 11/24/19 |          | DNP          |             |          |             |          |          |             |          |          |             |          |          |          |            |          |          |          |          |          |          |          |            |
| vs. Colorado      | 11/26/19 |          | DNP          |             |          |             |          |          |             |          |          |             |          |          |          |            |          |          |          |          |          |          |          |            |
| at Minnesota      | 12/2/19  |          | 1:40         | 0           | 1        | .000        | 0        | 0        | .000        | 0        | 0        | .000        | 1        | 0        | 1        | 1.0        | 0        | 0        | 0        | 0        | 0        | 0        | 0        | 2.5        |
| at Florida State* | 12/8/19  |          | 1:09         | 0           | 1        | .000        | 0        | 1        | .000        | 0        | 0        | .000        | 0        | 0        | 0        | 0.7        | 0        | 0        | 0        | 0        | 0        | 0        | 0        | 1.7        |
| <b>TOTALS</b>     |          | <b>0</b> | <b>10:19</b> | <b>2</b>    | <b>5</b> | <b>.400</b> | <b>1</b> | <b>3</b> | <b>.333</b> | <b>0</b> | <b>0</b> | <b>.000</b> | <b>2</b> | <b>0</b> | <b>2</b> | <b>0.7</b> | <b>0</b> | <b>0</b> | <b>0</b> | <b>0</b> | <b>0</b> | <b>0</b> | <b>0</b> | <b>1.7</b> |

## #32 PAUL GRINDE

| Opponent          | Date     | Sts      | Min.         | Field Goals |          |             | 3-PT     |          |             | FT       | FTA      | PCT          | Rebounds |          |          | Avg.       | PF       | DQ       | A        | TO       | BK       | S        | Pts.     | Avg.       |
|-------------------|----------|----------|--------------|-------------|----------|-------------|----------|----------|-------------|----------|----------|--------------|----------|----------|----------|------------|----------|----------|----------|----------|----------|----------|----------|------------|
|                   |          |          |              | FG          | FGA      | Pct.        | FG       | FGA      | Pct.        |          |          |              | OR       | DR       | TOT      |            |          |          |          |          |          |          |          |            |
| VIRGINIA TECH*    | 11/5/19  |          | DNP          |             |          |             |          |          |             |          |          |              |          |          |          |            |          |          |          |          |          |          |          |            |
| PRESBYTERIAN      | 11/7/19  |          | 4:02         | 0           | 2        | .000        | 0        | 0        | .000        | 0        | 0        | .000         | 0        | 0        | 0        | 0.0        | 1        | 0        | 0        | 1        | 0        | 0        | 0        | 0.0        |
| COLGATE           | 11/10/19 |          | DNP          |             |          |             |          |          |             |          |          |              |          |          |          |            |          |          |          |          |          |          |          |            |
| DETROIT MERCY     | 11/17/19 |          | DNP          |             |          |             |          |          |             |          |          |              |          |          |          |            |          |          |          |          |          |          |          |            |
| ALABAMA A&M       | 11/21/19 |          | 5:30         | 2           | 3        | .667        | 0        | 0        | .000        | 2        | 2        | 1.000        | 1        | 0        | 1        | 0.5        | 1        | 0        | 0        | 0        | 0        | 0        | 6        | 3.0        |
| vs. TCU           | 11/24/19 |          | DNP          |             |          |             |          |          |             |          |          |              |          |          |          |            |          |          |          |          |          |          |          |            |
| vs. Colorado      | 11/26/19 |          | DNP          |             |          |             |          |          |             |          |          |              |          |          |          |            |          |          |          |          |          |          |          |            |
| at Minnesota      | 12/2/19  |          | 2:40         | 1           | 1        | 1.000       | 0        | 0        | .000        | 0        | 0        | .000         | 0        | 0        | 0        | 0.3        | 0        | 0        | 0        | 0        | 0        | 0        | 2        | 2.7        |
| at Florida State* | 12/8/19  |          | 1:42         | 0           | 0        | .000        | 0        | 0        | .000        | 0        | 0        | .000         | 0        | 0        | 0        | 0.3        | 0        | 0        | 0        | 0        | 0        | 0        | 0        | 2.0        |
| <b>TOTALS</b>     |          | <b>0</b> | <b>13:54</b> | <b>3</b>    | <b>6</b> | <b>.500</b> | <b>0</b> | <b>0</b> | <b>.000</b> | <b>2</b> | <b>2</b> | <b>1.000</b> | <b>1</b> | <b>0</b> | <b>1</b> | <b>0.3</b> | <b>2</b> | <b>0</b> | <b>0</b> | <b>1</b> | <b>0</b> | <b>0</b> | <b>8</b> | <b>2.0</b> |

## #55 TREY JEMISON

| Opponent       | Date     | Sts | Min.  | Field Goals |     |      | 3-PT |     |      | FT | FTA | PCT  | Rebounds |    |     | Avg. | PF | DQ | A | TO | BK | S | Pts. | Avg. |
|----------------|----------|-----|-------|-------------|-----|------|------|-----|------|----|-----|------|----------|----|-----|------|----|----|---|----|----|---|------|------|
|                |          |     |       | FG          | FGA | Pct. | FG   | FGA | Pct. |    |     |      | OR       | DR | TOT |      |    |    |   |    |    |   |      |      |
| VIRGINIA TECH* | 11/5/19  |     | 5:36  | 0           | 1   | .000 | 0    | 0   | .000 | 0  | 0   | .000 | 1        | 1  | 2   | 2.0  | 0  | 0  | 0 | 1  | 0  | 1 | 0    | 0.0  |
| PRESBYTERIAN   | 11/7/19  |     | 13:17 | 2           | 4   | .500 | 0    | 0   | .000 | 0  | 0   | .000 | 2        | 2  | 4   | 3.0  | 5  | 1  | 1 | 2  | 0  | 0 | 4    | 2.0  |
| COLGATE        | 11/10/19 |     | 1:54  | 0           | 0   | .000 | 0    | 0   | .000 | 0  | 0   | .000 | 0        | 0  | 0   | 2.0  | 1  | 0  | 0 | 1  | 0  | 0 | 0    | 1.3  |



# GAME-BY-GAME RESULTS

|               | W/L | FG-FGA | Pct. | 3pt-A | Pct. | FT-FTA | Pct.  | OR | DR | Tot | PF | A  | TO | BLK | Stl | 1H | 2H | OT  | Pts |
|---------------|-----|--------|------|-------|------|--------|-------|----|----|-----|----|----|----|-----|-----|----|----|-----|-----|
| Clemson       | L   | 22-64  | .344 | 7-29  | .241 | 9-15   | .600  | 8  | 28 | 36  | 16 | 9  | 8  | 3   | 4   | 37 | 23 | N/A | 60  |
| Virginia Tech |     | 22-57  | .386 | 9-27  | .333 | 14-20  | .700  | 9  | 35 | 44  | 15 | 11 | 13 | 3   | 4   | 34 | 33 | N/A | 67  |
| Clemson       | W   | 31-67  | .463 | 14-34 | .412 | 3-4    | .750  | 11 | 28 | 39  | 16 | 14 | 12 | 2   | 6   | 43 | 36 | N/A | 79  |
| Presbyterian  |     | 18-51  | .353 | 5-18  | .278 | 4-9    | .444  | 9  | 26 | 35  | 10 | 10 | 21 | 2   | 8   | 21 | 24 | N/A | 45  |
| Clemson       | W   | 31-60  | .517 | 6-20  | .300 | 13-18  | .722  | 10 | 26 | 36  | 9  | 11 | 12 | 1   | 13  | 38 | 43 | N/A | 81  |
| Colgate       |     | 26-57  | .456 | 11-33 | .333 | 5-5    | 1.000 | 5  | 22 | 27  | 16 | 14 | 18 | 2   | 2   | 30 | 38 | N/A | 68  |
| Clemson       | W   | 31-65  | .477 | 11-33 | .333 | 14-21  | .667  | 15 | 24 | 39  | 21 | 20 | 14 | 2   | 10  | 38 | 49 | N/A | 87  |
| Detroit Mercy |     | 19-59  | .322 | 7-24  | .292 | 20-22  | .909  | 16 | 22 | 38  | 18 | 8  | 18 | 1   | 9   | 29 | 36 | N/A | 65  |
| Clemson       | W   | 34-64  | .531 | 12-29 | .414 | 7-15   | .467  | 8  | 32 | 40  | 5  | 19 | 9  | 7   | 11  | 54 | 33 | N/A | 87  |
| Alabama A&M   |     | 19-56  | .339 | 10-25 | .400 | 3-6    | .500  | 6  | 26 | 32  | 14 | 8  | 18 | 0   | 8   | 19 | 32 | N/A | 51  |
| Clemson       | W   | 19-53  | .358 | 10-28 | .357 | 14-20  | .700  | 4  | 25 | 29  | 15 | 15 | 17 | 2   | 10  | 23 | 29 | 10  | 62  |
| TCU           |     | 22-58  | .379 | 9-28  | .321 | 7-15   | .467  | 10 | 30 | 40  | 15 | 12 | 21 | 3   | 13  | 25 | 27 | 8   | 60  |
| Clemson       | L   | 20-49  | .408 | 8-21  | .381 | 19-22  | .864  | 6  | 19 | 25  | 21 | 16 | 13 | 3   | 7   | 36 | 31 | N/A | 67  |
| Colorado      |     | 20-51  | .392 | 7-22  | .318 | 24-25  | .960  | 8  | 24 | 32  | 16 | 14 | 12 | 4   | 6   | 33 | 38 | N/A | 71  |
| Clemson       | L   | 23-50  | .460 | 2-11  | .182 | 12-17  | .706  | 6  | 20 | 26  | 13 | 8  | 10 | 1   | 1   | 29 | 31 | N/A | 60  |
| Minnesota     |     | 28-52  | .538 | 8-22  | .364 | 14-19  | .737  | 6  | 24 | 30  | 19 | 17 | 8  | 5   | 3   | 35 | 43 | N/A | 78  |
| Clemson       | L   | 19-53  | .358 | 9-27  | .333 | 6-10   | .600  | 11 | 21 | 32  | 14 | 8  | 18 | 0   | 5   | 33 | 20 | N/A | 53  |
| Florida State |     | 25-54  | .463 | 15-32 | .469 | 7-10   | .700  | 9  | 25 | 34  | 14 | 16 | 13 | 9   | 6   | 27 | 45 | N/A | 72  |

# GAME RECAPS

## GAME 1

**VIRGINIA TECH** 67  
**CLEMSON** 60

NOV. 5, 2019  
LITTLEJOHN COLISEUM • CLEMSON, S.C.

CLEMSON, S.C. – Clemson University men's basketball fell in its season opener to Virginia Tech, 67-60.

Aamir Simms led the charge for the Tigers with his first career double-double. Simms finished with 12 points and 15 rebounds.

The Tigers (0-1, 0-1) knocked down seven 3-pointers and shot 34.0 percent from the field, outscoring the Hokies (1-0, 1-0) 22-16 in the paint. Clemson also forced 13 turnovers, but Virginia Tech added 11 fast-break points.

With a career-high 15 rebounds to go along with his 12 points, Simms notched a double-double for the first time in his career. Four different Clemson players reached double figures on the night. John Newman III scored a career-best 15 points and freshman Al-Amir Dawes and graduate senior Tevin Mack scored 12 and 11 points, respectively, in their Clemson debuts.

A true freshman, Dawes made an emphatic introduction to the Littlejohn faithful by knocking down a trey for the game's opening points. 3-pointers by Mack on back-to-back possessions placed Clemson ahead 26-22. The Tigers led by as many as eight points in the first half and led 37-34 at the intermission. The evenly matched first half saw both teams shoot 44.0 percent from the floor and corral 19 rebounds apiece. The Hokies' Landers Nolley II was the contest's leading scorer with 30 points.

Newman braced the Tigers with 11 second-half points. A defensive war of attrition gave way to a frenetic ending to the second half. Not long after Clemson's intense pressure forced a backcourt turnover, Newman knotted the score at 57-57 with 1:11 remaining, but the Hokies outscored the Tigers 10-3 the rest of the way.

## GAME 2

**PRESBYTERIAN** 45  
**CLEMSON** 79

NOV. 7, 2019  
LITTLEJOHN COLISEUM • CLEMSON, S.C.

CLEMSON, S.C. – Taking Presbyterian College to task from beyond the arc, Clemson University men's basketball knocked down 14 3-pointers and won 79-45 at Littlejohn Coliseum on Thursday. The Tigers were led by John Newman III, who scored a career-best 16 points on a career-high six made field goals.

The Tigers (1-1) went 14-of-34 on 3-point shots and shot 46.0 percent from the floor. Ten different Tigers scored on the evening, with 32 of Clemson's points coming from its bench. The Tigers also scored 32 points in the paint, making for a well-rounded offensive showing.

In addition to Newman's career night, his three deep balls also marked a career high. Curran Scott made a splash with 13 points and a trio of treys. Tevin Mack added 14 points and Chase Hunter went 3-for-5 from 3-point land in a 13-point performance. Hunter also finished an ultra-impressive +40 on the floor. Chris Martin was the Blue Hose's (0-1) leading scorer with 11 points.

Newman sparked the Tigers with two early 3-pointers, as Clemson used a 4-0 run to go up 21-5 at the 10:01 mark of the first half. An 8-0 Clemson run to close out the first half was capped off by a thunderous dunk from Newman that resulted in the Tigers boasting a 43-21 lead at the intermission.

Among others, center Trey Jemison, who corralled four total rebounds, provided a lift off the bench for the Tigers in the second half with solid rebounding and defensive play. Parker Fox, O'Neil McBride and Paul Grinde, all walk-ons, were able to get minutes. Fox scored two points and McBride tallied his first career rebound.

Clemson was able to coast to victory out of halftime, outscoring Presbyterian 36-24 en route to winning by a 34-point margin.

## GAME STATS

Official Basketball Box Score - Final  
Virginia Tech vs Clemson  
11/05/19 Littlejohn Coliseum, Clemson

Game Time: 7:00 PM  
Game Duration: 2:15

Virginia Tech - 67 • 2-0 (2-0)

| ##   | Player            | Total FG/FGA | 3-Ptr FG/FGA | FT-FTA | Rebounds Off Def Tot | PF | TP | A | TO | Blk | Stl | Min   |
|------|-------------------|--------------|--------------|--------|----------------------|----|----|---|----|-----|-----|-------|
| 2    | Landers Nolley II | F 12-23      | 4-8          | 2-4    | 1 4 5                | 3  | 30 | 2 | 1  | 0   | 0   | 36:44 |
| 14   | P.J. Horne        | F 3-7        | 1-4          | 1-1    | 0 7 7                | 1  | 8  | 2 | 1  | 0   | 0   | 35:41 |
| 0    | Hunter Cattoor    | G 0-3        | 0-2          | 0-0    | 0 4 4                | 1  | 0  | 0 | 1  | 0   | 0   | 27:13 |
| 1    | Isaiah Wilkins    | G 1-7        | 1-5          | 1-3    | 4 2 6                | 5  | 4  | 2 | 2  | 0   | 1   | 20:35 |
| 3    | Wabissa Bede      | G 2-4        | 0-1          | 3-4    | 0 8 8                | 3  | 7  | 6 | 3  | 1   | 0   | 31:57 |
| 23   | Tyrece Radford    | 1-2          | 0-0          | 2-2    | 1 3 4                | 1  | 4  | 1 | 0  | 0   | 0   | 12:44 |
| 4    | Nahiem Alleyne    | 2-9          | 2-6          | 5-6    | 0 3 3                | 1  | 11 | 1 | 1  | 0   | 1   | 22:44 |
| 21   | John Ojako        | 0-0          | 0-0          | 0-0    | 0 1 1                | 0  | 0  | 0 | 0  | 0   | 0   | 04:19 |
| 15   | Jalen Cone        | 1-2          | 1-1          | 0-0    | 0 1 1                | 0  | 3  | 0 | 0  | 0   | 0   | 08:03 |
| Team |                   |              |              |        | 3 2 5                |    |    |   |    |     |     |       |

Totals 22-57 9-27 14-20 9 35 44 15 67 11 13 1 4 200:00  
FG % 1st: 14-32 43.8% 2nd: 8-25 32.0% Game: 22-57 38.6%  
3PT % 1st: 6-15 40.0% 2nd: 3-12 25.0% Game: 9-27 33.3%  
FT % 1st: 0-2 0.0% 2nd: 14-20 70.0% Game: 14-20 70.0%

Clemson - 60 • 0-2 (0-2)

| ##   | Player          | Total FG/FGA | 3-Ptr FG/FGA | FT-FTA | Rebounds Off Def Tot | PF | TP | A | TO | Blk | Stl | Min   |
|------|-----------------|--------------|--------------|--------|----------------------|----|----|---|----|-----|-----|-------|
| 25   | Aamir Simms     | F 4-11       | 1-4          | 3-4    | 4 11 15              | 2  | 12 | 0 | 1  | 0   | 1   | 34:25 |
| 2    | Al-Amir Dawes   | G 4-11       | 2-6          | 1-1    | 0 6 6                | 0  | 11 | 2 | 2  | 0   | 0   | 32:16 |
| 3    | Chase Hunter    | G 3-10       | 0-3          | 1-5    | 0 3 3                | 4  | 7  | 2 | 0  | 0   | 0   | 28:57 |
| 13   | Tevin Mack      | G 4-10       | 2-7          | 0-0    | 1 2 3                | 5  | 10 | 2 | 1  | 1   | 1   | 24:59 |
| 15   | John Newman III | G 5-11       | 1-4          | 4-4    | 2 3 5                | 2  | 15 | 2 | 0  | 0   | 0   | 33:10 |
| 5    | Hunter Tyson    | 0-3          | 0-3          | 0-1    | 0 1 1                | 1  | 0  | 0 | 0  | 0   | 1   | 07:32 |
| 10   | Curran Scott    | 1-2          | 0-0          | 0-0    | 0 1 1                | 1  | 2  | 0 | 2  | 0   | 0   | 08:41 |
| 55   | Trey Jemison    | 0-1          | 0-0          | 0-0    | 1 1 2                | 0  | 0  | 0 | 1  | 0   | 1   | 05:35 |
| 12   | Alex Hemenway   | 1-4          | 1-2          | 0-0    | 0 0 0                | 1  | 3  | 0 | 1  | 0   | 0   | 14:45 |
| 21   | Khavon Moore    | 0-1          | 0-0          | 0-0    | 0 0 0                | 0  | 0  | 1 | 0  | 1   | 0   | 09:40 |
| Team |                 |              |              |        | 0 0 0                |    |    |   |    |     |     |       |

Totals 22-64 7-29 9-15 8 28 36 16 60 9 8 2 4 200:00  
FG % 1st: 15-34 44.1% 2nd: 7-30 23.3% Game: 22-64 34.4%  
3PT % 1st: 6-15 40.0% 2nd: 1-4 25.0% Game: 7-29 24.1%  
FT % 1st: 1-1 100.0% 2nd: 8-14 57.1% Game: 9-15 60.0%

Officials: Bill Covington, Bert Smith, Lee Cassell  
Technical fouls: Virginia Tech - P.Horne, Clemson - NONE  
Attendance: 7500

| Score by periods | 1st | 2nd | Total |
|------------------|-----|-----|-------|
| Virginia Tech    | 34  | 33  | 67    |
| Clemson          | 37  | 23  | 60    |

Last FG - VT 2nd 0:14, CLE 2nd 0:24.  
Largest lead - VT by 7 2nd 0:14, CLE by 8 1st 15:34  
VT led for 11:09, CLE led for 22:45, Game was tied for 06:06

Score tied - 9 times.  
Lead changed - 7 times.

## GAME STATS

Official Basketball Box Score - Final  
Presbyterian vs Clemson  
11/07/19 Littlejohn Coliseum, Clemson

Game Time: 7:00 PM  
Game Duration: 1:55

Presbyterian - 45 • 0-1

| ##   | Player         | Total FG/FGA | 3-Ptr FG/FGA | FT-FTA | Rebounds Off Def Tot | PF | TP | A | TO | Blk | Stl | Min   |
|------|----------------|--------------|--------------|--------|----------------------|----|----|---|----|-----|-----|-------|
| 4    | Ben Drake      | F 4-8        | 0-2          | 0-1    | 3 4 7                | 2  | 8  | 0 | 0  | 0   | 0   | 26:40 |
| 12   | Cory Hightower | F 1-10       | 0-2          | 0-0    | 2 2 4                | 2  | 2  | 3 | 7  | 1   | 1   | 31:36 |
| 0    | Chris Martin   | G 4-8        | 0-2          | 3-6    | 0 4 4                | 2  | 11 | 4 | 5  | 0   | 3   | 30:06 |
| 22   | Michael Isler  | G 1-4        | 0-0          | 0-0    | 2 2 4                | 1  | 2  | 0 | 4  | 0   | 1   | 31:34 |
| 25   | J.C. Younger   | G 3-7        | 2-5          | 0-0    | 0 4 4                | 0  | 8  | 0 | 1  | 0   | 1   | 26:12 |
| 2    | Kody Shubert   | 0-1          | 0-0          | 0-0    | 0 1 1                | 0  | 0  | 1 | 1  | 0   | 0   | 08:14 |
| 3    | CJ Melton      | 2-3          | 0-0          | 0-0    | 0 2 2                | 1  | 4  | 0 | 1  | 0   | 0   | 08:26 |
| 23   | Jordan Gibson  | 0-1          | 0-0          | 0-0    | 0 1 1                | 0  | 0  | 0 | 0  | 0   | 0   | 09:24 |
| 5    | Zeb Graham     | 0-1          | 0-0          | 0-0    | 0 0 0                | 0  | 0  | 0 | 1  | 0   | 0   | 05:10 |
| 10   | Sean Jenkins   | 2-5          | 2-4          | 0-0    | 0 1 1                | 1  | 6  | 0 | 0  | 0   | 0   | 10:18 |
| 11   | Arnel Tete     | 0-0          | 0-0          | 0-0    | 0 0 0                | 0  | 0  | 0 | 1  | 0   | 0   | 02:15 |
| 13   | Owen McCormack | 1-3          | 1-2          | 1-2    | 1 1 2                | 0  | 4  | 1 | 0  | 1   | 1   | 08:03 |
| 21   | Luka Jakovic   | 0-0          | 0-0          | 0-0    | 0 1 1                | 1  | 0  | 0 | 0  | 0   | 0   | 02:02 |
| Team |                |              |              |        | 1 3 4                |    |    |   |    |     |     |       |

Totals 18-51 5-18 4-9 9 26 35 10 45 10 21 2 8 200:00  
FG % 1st: 9-25 36.0% 2nd: 9-26 34.6% Game: 18-51 35.3%  
3PT % 1st: 2-8 25.0% 2nd: 3-10 30.0% Game: 5-18 27.8%  
FT % 1st: 1-3 33.3% 2nd: 3-6 50.0% Game: 4-9 44.4%

Clemson - 79 • 1-1

| ##   | Player          | Total FG/FGA | 3-Ptr FG/FGA | FT-FTA | Rebounds Off Def Tot | PF | TP | A | TO | Blk | Stl | Min   |
|------|-----------------|--------------|--------------|--------|----------------------|----|----|---|----|-----|-----|-------|
| 25   | Aamir Simms     | F 0-4        | 0-1          | 0-0    | 0 8 8                | 1  | 0  | 0 | 2  | 1   | 0   | 15:54 |
| 2    | Al-Amir Dawes   | G 2-6        | 0-4          | 0-0    | 1 1 2                | 1  | 4  | 1 | 3  | 0   | 2   | 21:39 |
| 3    | Chase Hunter    | G 5-7        | 3-5          | 0-0    | 1 1 2                | 1  | 13 | 4 | 1  | 0   | 1   | 23:53 |
| 13   | Tevin Mack      | G 6-9        | 2-3          | 0-0    | 0 2 2                | 2  | 14 | 1 | 0  | 0   | 0   | 20:34 |
| 15   | John Newman III | G 6-9        | 3-5          | 1-1    | 2 3 5                | 0  | 16 | 3 | 0  | 0   | 1   | 20:27 |
| 55   | Trey Jemison    | 2-4          | 0-0          | 0-0    | 2 2 4                | 5  | 4  | 1 | 2  | 0   | 0   | 13:42 |
| 10   | Curran Scott    | 4-11         | 3-7          | 2-2    | 0 5 5                | 2  | 13 | 3 | 0  | 0   | 0   | 28:29 |
| 21   | Khavon Moore    | 1-5          | 0-1          | 0-0    | 3 3 6                | 3  | 2  | 1 | 0  | 1   | 2   | 19:25 |
| 5    | Hunter Tyson    | 2-6          | 1-5          | 0-0    | 0 3 3                | 0  | 5  | 0 | 1  | 0   | 0   | 13:56 |
| 12   | Alex Hemenway   | 2-2          | 2-2          | 0-0    | 0 0 0                | 0  | 6  | 0 | 0  | 0   | 0   | 09:31 |
| 32   | Paul Grinde     | 0-2          | 0-0          | 0-0    | 0 0 0                | 1  | 0  | 2 | 1  | 0   | 0   | 04:02 |
| 11   | Parker Fox      | 1-2          | 0-1          | 0-1    | 0 0 0                | 0  | 2  | 0 | 1  | 0   | 0   | 04:32 |
| 20   | O'Neil McBride  | 0-0          | 0-0          | 0-0    | 1 0 1                | 0  | 0  | 0 | 0  | 0   | 0   | 03:56 |
| Team |                 |              |              |        | 1 0 1                |    |    |   |    |     |     |       |

Totals 31-67 14-34 3-4 11 28 39 16 79 14 12 2 6 200:00  
FG % 1st: 17-35 48.6% 2nd: 14-32 43.8% Game: 31-67 46.3%  
3PT % 1st: 6-17 35.3% 2nd: 6-17 35.3% Game: 14-34 41.2%  
FT % 1st: 1-1 100.0% 2nd: 2-3 66.7% Game: 3-4 75.0%

Officials: Doug Shows, Justin Porterfield, Tom Morrissey  
Technical fouls: Presbyterian - NONE, Clemson - NONE  
Attendance: 5715

| Score by periods | 1st | 2nd | Total |
|------------------|-----|-----|-------|
| Presbyterian     | 21  | 24  | 45    |
| Clemson          | 43  | 36  | 79    |

Last FG - PRE 2nd 0:48, CLE 2nd 0:31.  
Largest lead - PRE by 0 1st 20:00, CLE by 39 2nd 5:19  
PRE led for 0:00, CLE led for 39:35, Game was tied for 00:25

Score tied - 0 times.  
Lead changed - 0 times.

# GAME RECAPS

## GAME 3

COLGATE 68  
CLEMSON 81

NOV. 10, 2019  
LITTLEJOHN COLISEUM • CLEMSON, S.C.

CLEMSON, S.C. – In a game of runs, the Clemson University men's basketball team used a late 19-6 run to pull away from Colgate at Littlejohn Coliseum on Sunday. Clemson won 81-68 in a non-conference matchup that featured four different Clemson players scoring in double figures.

The Tigers (2-1) were efficient on offense in the victory, shooting 51.6 percent from the floor and making the most of Colgate's 18 turnovers. The Tigers amassed 30 points off turnovers and racked up 46 points in the paint. Clemson also out-rebounded Colgate by a margin of nine boards.

Tevin Mack was the leading scorer on the afternoon with 17 points on 7-of-11 shooting. Mack was a force to be reckoned with on the glass too, corralling a game-high nine rebounds. Freshman Al-Amir Dawes scored 16 points to go along with his four assists, and Aamir Simms tallied 12 points and eight rebounds. In addition, John Newman III scored nine points and accrued a career-best seven rebounds, and freshman Chase Hunter finished with 10 points. Colgate's leading scorer was Tucker Richardson, who registered 16 points.

Clemson's first three baskets of the game were three consecutive 3-pointers from Mack. The Tigers used a 9-0 run to take a 28-19 lead at the 5:47 mark of the first half, a half that contained several runs. Colgate put together a 7-0 run to cut its deficit to two points before Clemson closed out the first half on an 8-2 run.

The Raiders (1-1) were able to battle back after trailing 38-30 at the intermission and took the lead during the course of the second half. Clemson remained composed, though, and relied on fast-break buckets and post play to retake the lead and pull away from Colgate. A corner 3-ball from Dawes effectively iced the game, putting the Tigers ahead 74-66 with 1:53 remaining.

## GAME 4

DETROIT MERCY 65  
CLEMSON 87

NOV. 17, 2019  
LITTLEJOHN COLISEUM • CLEMSON, S.C.

CLEMSON, S.C. – Sparked by a career performance from Hunter Tyson, the Clemson University men's basketball team recorded a commanding victory at Littlejohn Coliseum on Sunday. The Tigers defeated the Detroit Mercy Titans 87-65 for their third-straight victory.

Tyson's 20 points were the most by a Clemson non-starter since last season when Marquise Reed also scored 20 points off the bench at South Carolina (Dec. 22, 2018) in a 78-68 victory.

Clemson (3-1) led for the majority of the contest, using a balanced scoring attack to keep the Titans (0-2) at bay. The Tigers shot 44.1 percent from the floor, going 11-of-33 from 3-point territory. In addition, Clemson tabbed 34 points in the paint and amassed 32 points off the 18 turnovers committed by the Titans.

With a career-best 20 points, Tyson also knocked down a career-high five 3-pointers to go along with his five rebounds. Down low, Aamir Simms shot 7-for-10 from the field and compiled 19 points and eight boards. Also of note, Tevin Mack contributed 18 points and four rebounds. Antoine Davis, the son of Detroit Mercy Head Coach Mike Davis, was the Titans' leading scorer with 26 points.

A pair of 8-0 runs helped the Tigers garner breathing room against the Titans. In the first half, a thunderous dunk out of the fast break by Simms highlighted an 8-0 run that put Clemson ahead 16-9 at the 10:06 mark. Clemson went on to lead 38-29 at halftime, with 15 of their first-half points resulting from Detroit Mercy turnovers.

The Tigers outscored the Titans 49-36 in the second half, with Simms scoring 11 points and continuing to thrive in the fast break over the course of the final 20 minutes. A quick 8-0 run that was put together in under two minutes of action culminated in Clemson taking a 66-52 lead with just over eight minutes to play, and the Tigers never looked back.

You'd have to go all the way back to the season opener last season for the last time the Tigers garnered 20 assists in a game. Clemson posted 20 assists on 31 made baskets in the triumph.

## GAME STATS

Official Basketball Box Score - Final  
Colgate vs Clemson  
11/10/19 Littlejohn Coliseum, Clemson

Game Time: 3:00 PM  
Game Duration: 1:55

Colgate - 68 • 1-1

| ##     | Player              | Total FG/FGA | 3-Ptr FG/FGA | FT-FTA | Rebounds Off Def Tot | PF | TP | A  | TO | Blk | Stl | Min    |
|--------|---------------------|--------------|--------------|--------|----------------------|----|----|----|----|-----|-----|--------|
| 10     | Will Rayman         | F 6-7        | 3-4          | 0-0    | 0 5 5                | 4  | 15 | 0  | 1  | 1   | 1   | 34:19  |
| 25     | Rapoulos Ivanauskas | F 6-13       | 1-5          | 1-1    | 2 3 5                | 5  | 14 | 3  | 3  | 1   | 0   | 37:15  |
| 0      | Nelly Cummings      | G 3-8        | 0-3          | 0-0    | 0 0 0                | 3  | 6  | 6  | 2  | 0   | 0   | 32:53  |
| 1      | Jordan Burns        | G 4-14       | 3-10         | 4-4    | 1 5 6                | 1  | 15 | 4  | 7  | 0   | 1   | 35:23  |
| 15     | Tucker Richardson   | G 6-9        | 4-7          | 0-0    | 1 2 3                | 1  | 16 | 0  | 3  | 0   | 0   | 33:48  |
| 13     | Jack Ferguson       | 1-5          | 0-3          | 0-0    | 0 5 5                | 1  | 2  | 1  | 1  | 0   | 0   | 16:05  |
| 5      | David Maynard       | 0-1          | 0-1          | 0-0    | 0 0 0                | 1  | 0  | 0  | 0  | 0   | 0   | 08:23  |
| 14     | Keegan Records      | 0-0          | 0-0          | 0-0    | 0 0 0                | 0  | 0  | 0  | 1  | 0   | 0   | 01:54  |
| Team   |                     |              |              |        | 1 2 3                |    |    | 0  |    |     |     |        |
| Totals |                     | 26-57        | 11-33        | 5-5    | 5 22 27              | 16 | 68 | 14 | 18 | 2   | 2   | 200:00 |

FG % 1st: 13-29 44.8% 2nd: 13-28 46.4% Game: 26-57 45.6%  
3PT % 1st: 4-13 30.8% 2nd: 7-20 35.0% Game: 11-33 33.3%  
FT % 1st: 0-0 0.0% 2nd: 5-5 100.0% Game: 5-5 100.0%

DeadBall  
Rebounds  
0, 0

Clemson - 81 • 2-1

| ##     | Player          | Total FG/FGA | 3-Ptr FG/FGA | FT-FTA | Rebounds Off Def Tot | PF | TP | A  | TO | Blk | Stl | Min    |
|--------|-----------------|--------------|--------------|--------|----------------------|----|----|----|----|-----|-----|--------|
| 25     | Aamir Simms     | F 5-11       | 0-1          | 2-4    | 4 4 8                | 3  | 12 | 0  | 1  | 1   | 1   | 38:06  |
| 2      | Al-Amir Dawes   | G 6-12       | 2-6          | 2-2    | 0 2 2                | 0  | 16 | 4  | 1  | 0   | 0   | 34:04  |
| 3      | Chase Hunter    | G 4-6        | 0-1          | 2-2    | 0 2 2                | 1  | 10 | 1  | 1  | 0   | 0   | 25:13  |
| 13     | Tevin Mack      | G 7-11       | 3-7          | 0-0    | 1 8 9                | 2  | 17 | 1  | 3  | 0   | 5   | 25:54  |
| 15     | John Newman III | G 4-12       | 0-3          | 1-2    | 1 6 7                | 0  | 9  | 3  | 2  | 0   | 3   | 38:29  |
| 21     | Khavon Moore    | 1-2          | 0-0          | 0-0    | 1 0 1                | 1  | 2  | 0  | 2  | 0   | 1   | 07:28  |
| 10     | Curran Scott    | 2-4          | 0-1          | 4-6    | 0 0 0                | 1  | 8  | 2  | 0  | 0   | 1   | 20:43  |
| 55     | Trey Jemison    | 0-0          | 0-0          | 0-0    | 0 0 0                | 1  | 0  | 1  | 0  | 0   | 0   | 01:54  |
| 5      | Hunter Tyson    | 2-2          | 1-1          | 2-2    | 1 2 3                | 0  | 7  | 0  | 0  | 0   | 2   | 08:09  |
| Team   |                 |              |              |        | 1 2 3                |    |    | 0  |    |     |     |        |
| Totals |                 | 31-60        | 6-20         | 13-18  | 10 26 36             | 9  | 81 | 11 | 12 | 1   | 13  | 200:00 |

FG % 1st: 16-31 51.6% 2nd: 15-29 51.7% Game: 31-60 51.7%  
3PT % 1st: 4-11 36.4% 2nd: 2-9 22.2% Game: 6-20 30.0%  
FT % 1st: 2-2 100.0% 2nd: 11-16 68.8% Game: 13-18 72.2%

DeadBall  
Rebounds  
2, 0

Officials: Jamir Luskie, Mark Schum, Tim Clougherty  
Technical fouls: Colgate - NONE; Clemson - NONE  
Attendance: 5673

| Score by periods | 1st | 2nd | Total |
|------------------|-----|-----|-------|
| Colgate          | 30  | 38  | 68    |
| Clemson          | 38  | 43  | 81    |

Last FG - COL 2nd-0:28, CLE 2nd-0:21.  
Largest lead - COL by 4 1st - 18:54, CLE by 13 2nd - 0:51  
COL led for 4:37, CLE led for 28:17. Game was tied for 0:09.

Score tied - 10 times.  
Lead changed - 7 times.

## GAME STATS

Official Basketball Box Score - Final  
Detroit Mercy vs Clemson  
11/17/19 Littlejohn Coliseum, Clemson

Game Time: 3:00 PM  
Game Duration: 2:05

Detroit Mercy - 65 • 0-2

| ##     | Player          | Total FG/FGA | 3-Ptr FG/FGA | FT-FTA | Rebounds Off Def Tot | PF | TP | A | TO | Blk | Stl | Min    |
|--------|-----------------|--------------|--------------|--------|----------------------|----|----|---|----|-----|-----|--------|
| 13     | Alonde LeGrand  | F 1-1        | 0-0          | 0-0    | 1 2 3                | 2  | 2  | 0 | 0  | 0   | 2   | 17:22  |
| 21     | Chris Brandon   | F 4-8        | 0-0          | 4-4    | 6 2 8                | 2  | 12 | 1 | 1  | 0   | 1   | 30:51  |
| 41     | Willy Isajani   | F 0-2        | 0-2          | 1-2    | 1 1 2                | 0  | 1  | 0 | 1  | 0   | 1   | 13:40  |
| 0      | Antoine Davis   | G 6-20       | 3-12         | 11-12  | 1 2 3                | 3  | 26 | 6 | 10 | 0   | 4   | 38:00  |
| 1      | Marquis Moore   | G 2-4        | 2-3          | 0-0    | 0 3 3                | 2  | 6  | 2 | 0  | 0   | 0   | 33:14  |
| 2      | Justin Miller   | 4-14         | 1-3          | 4-4    | 5 8 13               | 4  | 13 | 1 | 3  | 0   | 0   | 21:52  |
| 12     | Brad Calipari   | 0-3          | 0-1          | 0-0    | 0 1 1                | 0  | 0  | 0 | 0  | 0   | 0   | 13:39  |
| 10     | Boe Ngudjrol    | 0-1          | 0-0          | 0-0    | 1 1 2                | 1  | 0  | 0 | 0  | 0   | 0   | 18:29  |
| 4      | Dwayne Rose Jr. | 1-3          | 0-0          | 0-0    | 0 0 0                | 1  | 2  | 0 | 1  | 1   | 1   | 06:51  |
| 14     | Sam Hofman      | 1-3          | 1-3          | 0-0    | 0 0 0                | 2  | 3  | 0 | 0  | 0   | 0   | 06:02  |
| Team   |                 |              |              |        | 1 2 3                |    |    |   |    |     |     |        |
| Totals |                 | 19-59        | 7-24         | 20-22  | 16 22 38             | 18 | 65 | 8 | 18 | 1   | 9   | 200:00 |

FG % 1st: 8-30 26.7% 2nd: 11-29 37.9% Game: 19-59 32.2%  
3PT % 1st: 4-12 33.3% 2nd: 3-12 25.0% Game: 7-24 29.2%  
FT % 1st: 9-10 90.0% 2nd: 11-12 91.7% Game: 20-22 90.9%

DeadBall  
Rebounds  
2, 0

Clemson - 87 • 3-1

| ##     | Player          | Total FG/FGA | 3-Ptr FG/FGA | FT-FTA | Rebounds Off Def Tot | PF | TP | A  | TO | Blk | Stl | Min    |
|--------|-----------------|--------------|--------------|--------|----------------------|----|----|----|----|-----|-----|--------|
| 25     | Aamir Simms     | F 7-10       | 0-2          | 5-6    | 3 5 8                | 2  | 19 | 4  | 3  | 0   | 3   | 33:10  |
| 2      | Al-Amir Dawes   | G 2-5        | 2-4          | 1-2    | 0 0 0                | 4  | 7  | 6  | 2  | 0   | 2   | 31:33  |
| 3      | Chase Hunter    | G 1-8        | 1-5          | 2-2    | 0 2 2                | 2  | 5  | 4  | 4  | 0   | 2   | 30:17  |
| 13     | Tevin Mack      | G 7-13       | 2-5          | 2-3    | 2 2 4                | 1  | 18 | 2  | 1  | 0   | 1   | 30:20  |
| 15     | John Newman III | G 2-7        | 1-5          | 2-3    | 1 0 1                | 4  | 7  | 1  | 1  | 1   | 0   | 23:12  |
| 21     | Khavon Moore    | 3-4          | 0-0          | 1-2    | 3 4 7                | 2  | 7  | 1  | 1  | 0   | 1   | 13:25  |
| 55     | Trey Jemison    | 1-1          | 0-0          | 0-1    | 1 2 3                | 3  | 2  | 0  | 0  | 0   | 0   | 05:05  |
| 5      | Hunter Tyson    | 7-13         | 5-10         | 1-2    | 2 3 5                | 2  | 20 | 0  | 0  | 1   | 1   | 20:19  |
| 10     | Curran Scott    | 1-4          | 0-2          | 0-0    | 1 3 4                | 1  | 2  | 2  | 1  | 0   | 0   | 12:39  |
| Team   |                 |              |              |        | 2 3 5                |    |    |    |    |     |     |        |
| Totals |                 | 31-65        | 11-33        | 14-21  | 15 24 39             | 21 | 87 | 20 | 14 | 2   | 10  | 200:00 |

FG % 1st: 15-34 44.1% 2nd: 16-31 51.6% Game: 31-65 47.7%  
3PT % 1st: 7-19 36.8% 2nd: 4-14 28.6% Game: 11-33 33.3%  
FT % 1st: 1-2 50.0% 2nd: 13-19 68.4% Game: 14-21 66.7%

DeadBall  
Rebounds  
4, 0

Officials: Bill Covington, Al Desai, Tom Morrissey  
Technical fouls: Detroit Mercy - A.Davis, Coach; J.Miller, Clemson - NONE  
Attendance: 5884

| Score by periods | 1st | 2nd | Total |
|------------------|-----|-----|-------|
| Detroit Mercy    | 29  | 36  | 65    |
| Clemson          | 38  | 49  | 87    |

|     | Points | In Paint | Off T/O | 2nd Chance | Fast Break | Bench |
|-----|--------|----------|---------|------------|------------|-------|
| UDM | 20     | 18       | 14      | 7          | 18         |       |
| CLE | 34     | 32       | 18      | 12         | 31         |       |

Last FG - UDM 2nd-0:09, CLE 2nd-0:34.  
Largest lead - UDM by 1 1st - 13:50, CLE by 23 2nd - 0:34  
UDM led for 0:54, CLE led for 38:49. Game was tied for 0:07.

Score tied - 0 times.  
Lead changed - 2 times.





# GAME RECAPS

## GAME 7

No. 21/24 COLORADO 71  
CLEMSON 67

NOV. 26, 2019  
T-MOBILE ARENA • LAS VEGAS, NEV.

LAS VEGAS – Playing in the championship game of the 2019 MGM Resorts Main Event at T-Mobile Arena, the Clemson University men's basketball team came up short to the Colorado Buffaloes on Tuesday. Colorado outscored Clemson 38-31 in the second half, and Clemson ultimately fell 71-67.

Clemson (5-2) pulled off a second-half comeback in its semifinal matchup but was on the other end of a second-half turnaround in the championship. The Tigers led for over 34 minutes of the contest and were an efficient 40.8 percent from the floor. Clemson also knocked down eight 3-pointers and went 19-for-22 at the free-throw line. Colorado (5-0) excelled at the charity stripe, going 24-for-25 on free throws.

Leading the way for the Tigers was Aamir Simms, who matched his career high with 23 points and also corralled seven rebounds. John Newman III added 16 points and was a perfect 6-for-6 on free throws. In addition, Tevin Mack chipped in 11 points and hauled in nine boards. Tyler Bey paced the Buffaloes with 18 points and 10 rebounds.

Simms showed out in the first half, tallying 14 points and helping Clemson build a 10-point lead. Colorado was able to hang around, though, and trailed 36-33 at halftime. The Tigers led by as many as 12 points in the early goings of the second half, but the Buffaloes manufactured a 16-3 run that culminated in them going up 54-53 with 7:51 remaining. Clemson made several crucial defensive stops late in the action, but Colorado's stellar free-throw shooting enabled the Buffaloes to come out on top.

## GAME 8

CLEMSON 60  
MINNESOTA 78

DEC. 2, 2019  
WILLIAMS ARENA • MINNEAPOLIS, MINN.

MINNEAPOLIS – As part of the ACC/Big Ten Challenge, the Clemson University men's basketball team took on the Minnesota Golden Gophers at Williams Arena on Monday. Four different Tigers scored in double figures, but, in the end, the Golden Gophers came away with a 78-60 win.

Clemson's bench showed out on the evening, tallying 28 total points. The Tigers (5-3) were 23-of-50 from the floor for a shooting percentage of 46.0 percent. However, Minnesota (4-4) shot 53.8 percent and knocked down eight 3-pointers. Clemson racked up 36 points in the paint, but the Golden Gophers' 16 points off turnovers proved to be crucial.

Down low for the Tigers, Aamir Simms recorded 11 points and six rebounds, with nine of those points and five of those boards coming in the first half. Hunter Tyson provided Clemson with a lift off the bench via his two treys. Tyson was Clemson's leading scorer with 12 points to go along with his five rebounds. Also of note, Khavon Moore and Curran Scott scored 10 points apiece for the Tigers, and Moore hauled in six rebounds, as well. Minnesota's Marcus Carr sparked the Golden Gophers with 24 points, nine assists and five boards.

Minnesota jumped out to an early lead, with the Golden Gophers leading by as many as 11 points in the first half. Simms incited the Tigers with stellar play in the paint, though, and Clemson fought back, trailing by six points at halftime. After boasting a 35-29 advantage at the intermission, the Golden Gophers kept the Tigers at bay over the course of the second half, sinking five 3-balls over the course of the final 20 minutes of action and winning 78-60.

## GAME STATS



Official Basketball Box Score - Final  
Colorado at Clemson  
11/27/19 T-Mobile Arena, Las Vegas  
ESPN2 Sports Illustrated

Game Time: 1:59 PM  
Game Duration: 2:27

Officials: Ray Hall, Nelly Sal, Larry Quastner

| Colorado - 71 |  | Records: 9-2 |  |  |  |  |  |  |  |  |  |  |  |  |  |  |  | Game High Records: 10-12- |  |  |  |
|---------------|--|--------------|--|--|--|--|--|--|--|--|--|--|--|--|--|--|--|---|--|--|--|
|---------------|--|--------------|--|--|--|--|--|--|--|--|--|--|--|--|--|--|--|---|--|--|--|

| Clemson - 67 |                 | Records: 5-3 |      |       |     |          |       |    |    |    |    |        |    |    |   |    |                    |                       |       |                 |    |     |  |  |  |  |  |
|--------------|-----------------|--------------|------|-------|-----|----------|-------|----|----|----|----|--------|----|----|---|----|--------------------|-----------------------|-------|-----------------|----|-----|--|--|--|--|--|
| NO.          | Name            | Min          | FG   | 3P    | FT  | Rebounds | Fouls | TP | AS | TO | ST | Blocks | BS | BA | + | -  | Shooting By Period |                       |       |                 |    |     |  |  |  |  |  |
|              |                 |              | M-A  | M-A   | OR  | OR       | TOT   | FF | FF |    |    |        |    |    |   |    | 1 <sup>st</sup>    | FG                    | FG%   | 2 <sup>nd</sup> | FG | FG% |  |  |  |  |  |
| 21           | Khavon Moore    | F 15:05      | 1-2  | 1-1   | 0-0 | 0        | 1     | 3  | 0  | 3  | 1  | 2      | 2  | 0  | 0 | 0  | 1                  | 37%                   | 4-13  | 30.8%           |    |     |  |  |  |  |  |
| 25           | Aamir Simms     | F 35:37      | 7-14 | 2-5   | 7-9 | 3        | 4     | 7  | 3  | 8  | 23 | 4      | 0  | 1  | 2 | 5  | 1                  | 17%                   | 10-12 | 83.3%           |    |     |  |  |  |  |  |
| 2            | Al-Amir Dawes   | G 37:26      | 2-4  | 1-2   | 1-1 | 1        | 1     | 2  | 1  | 2  | 6  | 4      | 0  | 0  | 0 | 0  | 0                  | 37%                   | 9-23  | 39.1%           |    |     |  |  |  |  |  |
| 13           | Tevin Mack      | G 37:56      | 3-11 | 1-5   | 4-4 | 0        | 9     | 9  | 2  | 2  | 11 | 1      | 2  | 1  | 1 | 0  | -4                 | 37%                   | 4-8   | 50.0%           |    |     |  |  |  |  |  |
| 15           | John Newman III | G 31:37      | 4-5  | 2-3   | 6-6 | 0        | 1     | 1  | 5  | 3  | 19 | 3      | 2  | 1  | 0 | 0  | -3                 | FT%                   | 9-10  | 90%             |    |     |  |  |  |  |  |
| 10           | Curran Scott    | 27:13        | 3-5  | 1-1   | 0-0 | 0        | 1     | 1  | 3  | 0  | 7  | 1      | 1  | 0  | 0 | 0  | 0                  | GM FG%                | 20-49 | 40.8%           |    |     |  |  |  |  |  |
| 5            | Hunter Tyson    | 10:43        | 0-5  | 0-4   | 1-2 | 2        | 1     | 3  | 0  | 1  | 1  | 0      | 0  | 1  | 0 | 2  | -3                 | 3PT%                  | 8-21  | 38.1%           |    |     |  |  |  |  |  |
| 55           | Trey Jemison    | 04:23        | 0-0  | 0-0   | 0-0 | 0        | 0     | 0  | 0  | 0  | 0  | 0      | 3  | 0  | 0 | 0  | -5                 | FT%                   | 0-2   | 0.0%            |    |     |  |  |  |  |  |
| Team         |                 |              | 0    | 0     | 0   |          |       |    |    |    |    |        |    |    |   |    |                    |                       |       |                 |    |     |  |  |  |  |  |
| Totals       |                 | 20:49        | 9-21 | 19-22 | 6   | 18       | 24    | 21 | 16 | 67 | 16 | 13     | 7  | 3  | 4 | -4 |                    |                       |       |                 |    |     |  |  |  |  |  |
|              |                 |              |      |       |     |          |       |    |    |    |    |        |    |    |   |    |                    | Technical Fouls: NONE |       |                 |    |     |  |  |  |  |  |
|              |                 |              |      |       |     |          |       |    |    |    |    |        |    |    |   |    |                    | Dead Ball Fouls: 9    |       |                 |    |     |  |  |  |  |  |

| Biggest lead             |  | COL                        |  | CLE                       |  | Points from   |  | COL |  | CLE |  | Turnovers   |  | COL |  | CLE |  | Period by Period Scoring |  |
|--------------------------|--|----------------------------|--|---------------------------|--|---------------|--|-----|--|-----|--|-------------|--|-----|--|-----|--|--------------------------|--|
| 8 (2 <sup>nd</sup> 2:36) |  | 12 (2 <sup>nd</sup> 14:36) |  | 13                        |  | 13            |  | 16  |  | 16  |  | 1st         |  | 2nd |  | TOT |  |                          |  |
| Best Scoring Run         |  | 9 (2 <sup>nd</sup> 11:34)  |  | 9 (2 <sup>nd</sup> 14:36) |  | 25            |  | 10  |  | 20  |  | 38          |  | 38  |  | 71  |  |                          |  |
| Lead Changes             |  | 3                          |  | 3                         |  | Second Chance |  | 13  |  | 3   |  | Fast Breaks |  | 12  |  | 6   |  |                          |  |
| Times Tied               |  | 2                          |  | 2                         |  | Fast Breaks   |  | 12  |  | 6   |  | Bench       |  | 14  |  | 8   |  |                          |  |
| Time with Lead           |  | 03:43                      |  | 34:12                     |  | Bench         |  | 14  |  | 8   |  | CLE         |  | 38  |  | 31  |  | 67                       |  |

## GAME STATS



Official Basketball Box Score - Final  
Clemson at Minnesota  
12/02/19 Williams Arena, Minneapolis  
2019-20 Men's Basketball

Game Time: 2:00 AM  
Game Duration: 1:55  
Attendance: 10,148

Officials: Terry Ogleby, Paul Seale, Courtney Green

| Clemson - 69 |      | Record: 5-3 |    |    |    |          |       |    |    |    |    |        |    |    |   |   | 1st Shooting By Period |     |     |     |     |     |     |     |     |     |     |     |     |     |     |     |     |     |     |     |     |     |     |     |     |     |     |     |     |     |     |     |     |     |     |     |     |     |     |     |     |     |     |     |     |     |     |     |     |     |     |     |     |     |     |     |     |     |     |     |     |     |     |     |     |     |     |     |     |     |     |     |     |     |     |     |     |     |     |     |     |     |     |     |     |     |     |     |     |     |     |     |     |     |     |     |     |     |     |     |     |     |     |     |     |     |     |     |     |     |     |     |     |     |     |     |     |     |     |     |     |     |     |     |     |     |     |     |     |     |     |     |     |     |     |     |     |     |     |     |     |     |     |     |     |     |     |     |     |     |     |     |     |     |     |     |     |     |     |     |     |     |     |     |     |     |     |     |     |     |     |     |     |     |     |     |     |     |     |     |     |     |     |     |     |     |     |     |     |     |     |     |     |     |     |     |     |     |     |     |     |     |     |     |     |     |     |     |     |     |     |     |     |     |     |     |     |     |     |     |     |     |     |     |     |     |     |     |     |     |     |     |     |     |     |     |     |     |     |     |     |     |     |     |     |     |     |     |     |     |     |     |     |     |     |     |     |     |     |     |     |     |     |     |     |     |     |     |     |     |     |     |     |     |     |     |     |     |     |     |     |     |     |     |     |     |     |     |     |     |     |     |     |     |     |     |     |     |     |     |     |     |     |     |     |     |     |     |     |     |     |     |     |     |     |     |     |     |     |     |     |     |     |     |     |     |     |     |     |     |     |     |     |     |     |     |     |     |     |     |     |     |     |     |     |     |     |     |     |     |     |     |     |     |     |     |     |     |     |     |     |     |     |     |     |     |     |     |     |     |     |     |     |     |     |     |     |     |     |     |     |     |     |     |     |     |     |     |     |     |     |     |     |     |     |     |     |     |     |     |     |     |     |     |     |     |     |     |     |     |     |     |     |     |     |     |     |     |     |     |     |     |     |     |     |     |     |     |     |     |     |     |     |     |     |     |     |     |     |     |     |     |     |     |     |     |     |     |     |     |     |     |     |     |     |     |     |     |     |     |     |     |     |     |     |     |     |     |     |     |     |     |     |     |     |     |     |     |     |     |     |     |     |     |     |     |     |     |     |     |     |     |     |     |     |     |     |     |     |     |     |     |     |     |     |     |     |     |     |     |     |     |     |     |     |     |     |     |     |     |     |     |     |     |     |     |     |     |     |     |     |     |     |     |     |     |     |     |     |     |     |     |     |     |     |     |     |     |     |     |     |     |     |     |     |     |     |     |     |     |     |     |     |     |     |     |     |     |     |     |     |     |     |     |     |     |     |     |     |     |     |     |     |     |     |     |     |     |     |     |     |     |     |     |     |     |     |     |     |     |     |     |     |     |     |     |     |     |     |     |     |     |     |     |     |     |     |     |     |     |     |     |     |     |     |     |     |     |     |     |     |     |     |     |     |     |     |     |     |     |     |     |     |     |     |     |     |     |     |     |     |     |     |     |     |     |     |     |     |     |     |     |     |     |     |     |     |     |     |     |     |     |     |     |     |     |     |     |     |     |     |     |     |     |     |     |     |     |     |     |     |     |     |     |     |     |     |     |     |     |     |     |     |     |     |     |     |     |     |     |     |     |     |     |     |     |     |     |     |     |     |     |     |     |     |     |     |     |     |     |     |     |     |     |     |     |     |     |     |     |     |     |     |     |     |     |     |     |     |     |     |     |     |     |     |     |     |     |     |     |     |     |     |     |     |     |     |     |     |     |     |     |     |     |     |     |     |     |     |     |     |     |     |     |     |     |     |     |     |     |     |     |     |     |     |     |     |     |     |     |     |     |     |     |     |     |     |     |     |     |     |     |     |     |     |     |     |     |     |     |     |     |     |     |     |     |     |     |     |     |     |     |     |     |     |     |     |     |     |     |     |     |     |     |     |     |     |     |     |     |     |     |     |     |     |     |     |     |     |     |     |     |     |     |     |     |     |     |     |     |     |     |     |     |     |     |     |     |     |     |     |     |     |     |     |     |     |     |     |     |     |     |     |     |     |     |     |     |     |     |     |     |     |     |     |     |     |     |     |     |     |     |     |     |     |     |     |     |     |     |     |     |     |     |     |     |     |     |     |     |     |     |     |     |     |     |     |     |     |     |     |     |     |     |     |     |     |     |     |     |     |     |     |     |     |     |     |     |     |     |     |     |     |     |     |     |     |     |     |     |     |     |     |     |     |     |     |     |     |     |     |     |     |     |     |     |     |     |     |     |     |     |     |     |     |     |     |     |     |     |     |     |     |     |     |     |     |     |     |     |     |     |     |     |     |     |     |     |     |     |     |     |     |     |     |     |     |     |     |     |     |     |     |     |     |     |     |     |     |     |     |     |     |     |     |     |     |     |     |     |     |     |     |     |     |     |     |     |     |     |     |     |     |     |     |     |     |     |     |     |     |     |     |     |     |     |     |     |     |     |     |     |     |     |     |     |     |     |     |     |     |     |     |     |     |     |     |     |     |     |     |     |     |     |     |     |     |     |     |     |     |     |     |     |     |     |     |     |     |     |     |     |     |     |     |     |     |     |     |     |     |     |     |     |     |     |     |     |     |     |     |     |     |     |     |     |     |     |     |     |     |     |     |     |     |     |     |     |     |     |     |     |     |     |     |     |     |     |     |     |     |     |     |     |    |
|--------------|------|-------------|----|----|----|----------|-------|----|----|----|----|--------|----|----|---|---|------------------------|-----|-----|-----|-----|-----|-----|-----|-----|-----|-----|-----|-----|-----|-----|-----|-----|-----|-----|-----|-----|-----|-----|-----|-----|-----|-----|-----|-----|-----|-----|-----|-----|-----|-----|-----|-----|-----|-----|-----|-----|-----|-----|-----|-----|-----|-----|-----|-----|-----|-----|-----|-----|-----|-----|-----|-----|-----|-----|-----|-----|-----|-----|-----|-----|-----|-----|-----|-----|-----|-----|-----|-----|-----|-----|-----|-----|-----|-----|-----|-----|-----|-----|-----|-----|-----|-----|-----|-----|-----|-----|-----|-----|-----|-----|-----|-----|-----|-----|-----|-----|-----|-----|-----|-----|-----|-----|-----|-----|-----|-----|-----|-----|-----|-----|-----|-----|-----|-----|-----|-----|-----|-----|-----|-----|-----|-----|-----|-----|-----|-----|-----|-----|-----|-----|-----|-----|-----|-----|-----|-----|-----|-----|-----|-----|-----|-----|-----|-----|-----|-----|-----|-----|-----|-----|-----|-----|-----|-----|-----|-----|-----|-----|-----|-----|-----|-----|-----|-----|-----|-----|-----|-----|-----|-----|-----|-----|-----|-----|-----|-----|-----|-----|-----|-----|-----|-----|-----|-----|-----|-----|-----|-----|-----|-----|-----|-----|-----|-----|-----|-----|-----|-----|-----|-----|-----|-----|-----|-----|-----|-----|-----|-----|-----|-----|-----|-----|-----|-----|-----|-----|-----|-----|-----|-----|-----|-----|-----|-----|-----|-----|-----|-----|-----|-----|-----|-----|-----|-----|-----|-----|-----|-----|-----|-----|-----|-----|-----|-----|-----|-----|-----|-----|-----|-----|-----|-----|-----|-----|-----|-----|-----|-----|-----|-----|-----|-----|-----|-----|-----|-----|-----|-----|-----|-----|-----|-----|-----|-----|-----|-----|-----|-----|-----|-----|-----|-----|-----|-----|-----|-----|-----|-----|-----|-----|-----|-----|-----|-----|-----|-----|-----|-----|-----|-----|-----|-----|-----|-----|-----|-----|-----|-----|-----|-----|-----|-----|-----|-----|-----|-----|-----|-----|-----|-----|-----|-----|-----|-----|-----|-----|-----|-----|-----|-----|-----|-----|-----|-----|-----|-----|-----|-----|-----|-----|-----|-----|-----|-----|-----|-----|-----|-----|-----|-----|-----|-----|-----|-----|-----|-----|-----|-----|-----|-----|-----|-----|-----|-----|-----|-----|-----|-----|-----|-----|-----|-----|-----|-----|-----|-----|-----|-----|-----|-----|-----|-----|-----|-----|-----|-----|-----|-----|-----|-----|-----|-----|-----|-----|-----|-----|-----|-----|-----|-----|-----|-----|-----|-----|-----|-----|-----|-----|-----|-----|-----|-----|-----|-----|-----|-----|-----|-----|-----|-----|-----|-----|-----|-----|-----|-----|-----|-----|-----|-----|-----|-----|-----|-----|-----|-----|-----|-----|-----|-----|-----|-----|-----|-----|-----|-----|-----|-----|-----|-----|-----|-----|-----|-----|-----|-----|-----|-----|-----|-----|-----|-----|-----|-----|-----|-----|-----|-----|-----|-----|-----|-----|-----|-----|-----|-----|-----|-----|-----|-----|-----|-----|-----|-----|-----|-----|-----|-----|-----|-----|-----|-----|-----|-----|-----|-----|-----|-----|-----|-----|-----|-----|-----|-----|-----|-----|-----|-----|-----|-----|-----|-----|-----|-----|-----|-----|-----|-----|-----|-----|-----|-----|-----|-----|-----|-----|-----|-----|-----|-----|-----|-----|-----|-----|-----|-----|-----|-----|-----|-----|-----|-----|-----|-----|-----|-----|-----|-----|-----|-----|-----|-----|-----|-----|-----|-----|-----|-----|-----|-----|-----|-----|-----|-----|-----|-----|-----|-----|-----|-----|-----|-----|-----|-----|-----|-----|-----|-----|-----|-----|-----|-----|-----|-----|-----|-----|-----|-----|-----|-----|-----|-----|-----|-----|-----|-----|-----|-----|-----|-----|-----|-----|-----|-----|-----|-----|-----|-----|-----|-----|-----|-----|-----|-----|-----|-----|-----|-----|-----|-----|-----|-----|-----|-----|-----|-----|-----|-----|-----|-----|-----|-----|-----|-----|-----|-----|-----|-----|-----|-----|-----|-----|-----|-----|-----|-----|-----|-----|-----|-----|-----|-----|-----|-----|-----|-----|-----|-----|-----|-----|-----|-----|-----|-----|-----|-----|-----|-----|-----|-----|-----|-----|-----|-----|-----|-----|-----|-----|-----|-----|-----|-----|-----|-----|-----|-----|-----|-----|-----|-----|-----|-----|-----|-----|-----|-----|-----|-----|-----|-----|-----|-----|-----|-----|-----|-----|-----|-----|-----|-----|-----|-----|-----|-----|-----|-----|-----|-----|-----|-----|-----|-----|-----|-----|-----|-----|-----|-----|-----|-----|-----|-----|-----|-----|-----|-----|-----|-----|-----|-----|-----|-----|-----|-----|-----|-----|-----|-----|-----|-----|-----|-----|-----|-----|-----|-----|-----|-----|-----|-----|-----|-----|-----|-----|-----|-----|-----|-----|-----|-----|-----|-----|-----|-----|-----|-----|-----|-----|-----|-----|-----|-----|-----|-----|-----|-----|-----|-----|-----|-----|-----|-----|-----|-----|-----|-----|-----|-----|-----|-----|-----|-----|-----|-----|-----|-----|-----|-----|-----|-----|-----|-----|-----|-----|-----|-----|-----|-----|-----|-----|-----|-----|-----|-----|-----|-----|-----|-----|-----|-----|-----|-----|-----|-----|-----|-----|-----|-----|-----|-----|-----|-----|-----|-----|-----|-----|-----|-----|-----|-----|-----|-----|-----|-----|-----|-----|-----|-----|-----|-----|-----|-----|-----|-----|-----|-----|-----|-----|-----|-----|-----|-----|-----|-----|-----|-----|-----|-----|-----|-----|-----|-----|-----|-----|-----|-----|-----|-----|-----|-----|-----|-----|-----|-----|-----|-----|-----|-----|-----|-----|-----|-----|-----|-----|-----|-----|-----|-----|-----|-----|-----|-----|-----|-----|-----|-----|-----|-----|-----|-----|-----|-----|-----|-----|-----|-----|-----|-----|-----|-----|-----|-----|-----|-----|-----|-----|-----|-----|-----|-----|-----|-----|-----|-----|-----|-----|-----|-----|-----|-----|-----|-----|-----|-----|-----|-----|-----|-----|-----|-----|-----|-----|-----|-----|-----|-----|-----|-----|-----|-----|-----|-----|-----|-----|-----|-----|-----|-----|-----|-----|-----|-----|-----|-----|-----|-----|-----|-----|-----|-----|-----|-----|-----|-----|-----|-----|-----|-----|-----|-----|-----|-----|-----|-----|-----|-----|-----|-----|-----|-----|-----|-----|-----|-----|-----|-----|-----|-----|-----|-----|-----|-----|-----|-----|-----|-----|-----|-----|-----|-----|-----|-----|-----|-----|-----|-----|-----|-----|-----|-----|-----|-----|-----|-----|-----|-----|-----|-----|-----|-----|-----|-----|-----|-----|-----|-----|-----|-----|-----|-----|-----|-----|-----|-----|-----|-----|-----|-----|-----|-----|-----|-----|-----|-----|-----|-----|-----|-----|-----|-----|-----|-----|-----|-----|-----|-----|-----|-----|-----|-----|-----|-----|-----|-----|-----|-----|-----|-----|-----|-----|-----|-----|-----|-----|-----|-----|-----|-----|-----|-----|-----|-----|-----|-----|-----|-----|-----|-----|-----|-----|-----|-----|-----|-----|-----|-----|-----|-----|-----|-----|-----|-----|-----|-----|-----|-----|-----|-----|-----|-----|-----|-----|-----|-----|-----|-----|-----|-----|-----|-----|-----|-----|-----|-----|-----|-----|-----|-----|-----|-----|-----|-----|-----|-----|-----|-----|-----|-----|-----|----|
| NO.          | Name | Min         | FG | 3P | FT | Rebounds | Fouls | TP | AS | TO | ST | Blocks | BS | BA | + | - | 1st                    | FG% | 2nd | FG% | 3rd | FG% | 4th | FG% | FT% | FT% | FT% | FT% | FT% | FT% | FT% | FT% | FT% | FT% | FT% | FT% | FT% | FT% | FT% | FT% | FT% | FT% | FT% | FT% | FT% | FT% | FT% | FT% | FT% | FT% | FT% | FT% | FT% | FT% | FT% | FT% | FT% | FT% | FT% | FT% | FT% | FT% | FT% | FT% | FT% | FT% | FT% | FT% | FT% | FT% | FT% | FT% | FT% | FT% | FT% | FT% | FT% | FT% | FT% | FT% | FT% | FT% | FT% | FT% | FT% | FT% | FT% | FT% | FT% | FT% | FT% | FT% | FT% | FT% | FT% | FT% | FT% | FT% | FT% | FT% | FT% | FT% | FT% | FT% | FT% | FT% | FT% | FT% | FT% | FT% | FT% | FT% | FT% | FT% | FT% | FT% | FT% | FT% | FT% | FT% | FT% | FT% | FT% | FT% | FT% | FT% | FT% | FT% | FT% | FT% | FT% | FT% | FT% | FT% | FT% | FT% | FT% | FT% | FT% | FT% | FT% | FT% | FT% | FT% | FT% | FT% | FT% | FT% | FT% | FT% | FT% | FT% | FT% | FT% | FT% | FT% | FT% | FT% | FT% | FT% | FT% | FT% | FT% | FT% | FT% | FT% | FT% | FT% | FT% | FT% | FT% | FT% | FT% | FT% | FT% | FT% | FT% | FT% | FT% | FT% | FT% | FT% | FT% | FT% | FT% | FT% | FT% | FT% | FT% | FT% | FT% | FT% | FT% | FT% | FT% | FT% | FT% | FT% | FT% | FT% | FT% | FT% | FT% | FT% | FT% | FT% | FT% | FT% | FT% | FT% | FT% | FT% | FT% | FT% | FT% | FT% | FT% | FT% | FT% | FT% | FT% | FT% | FT% | FT% | FT% | FT% | FT% | FT% | FT% | FT% | FT% | FT% | FT% | FT% | FT% | FT% | FT% | FT% | FT% | FT% | FT% | FT% | FT% | FT% | FT% | FT% | FT% | FT% | FT% | FT% | FT% | FT% | FT% | FT% | FT% | FT% | FT% | FT% | FT% | FT% | FT% | FT% | FT% | FT% | FT% | FT% | FT% | FT% | FT% | FT% | FT% | FT% | FT% | FT% | FT% | FT% | FT% | FT% | FT% | FT% | FT% | FT% | FT% | FT% | FT% | FT% | FT% | FT% | FT% | FT% | FT% | FT% | FT% | FT% | FT% | FT% | FT% | FT% | FT% | FT% | FT% | FT% | FT% | FT% | FT% | FT% | FT% | FT% | FT% | FT% | FT% | FT% | FT% | FT% | FT% | FT% | FT% | FT% | FT% | FT% | FT% | FT% | FT% | FT% | FT% | FT% | FT% | FT% | FT% | FT% | FT% | FT% | FT% | FT% | FT% | FT% | FT% | FT% | FT% | FT% | FT% | FT% | FT% | FT% | FT% | FT% | FT% | FT% | FT% | FT% | FT% | FT% | FT% | FT% | FT% | FT% | FT% | FT% | FT% | FT% | FT% | FT% | FT% | FT% | FT% | FT% | FT% | FT% | FT% | FT% | FT% | FT% | FT% | FT% | FT% | FT% | FT% | FT% | FT% | FT% | FT% | FT% | FT% | FT% | FT% | FT% | FT% | FT% | FT% | FT% | FT% | FT% | FT% | FT% | FT% | FT% | FT% | FT% | FT% | FT% | FT% | FT% | FT% | FT% | FT% | FT% | FT% | FT% | FT% | FT% | FT% | FT% | FT% | FT% | FT% | FT% | FT% | FT% | FT% | FT% | FT% | FT% | FT% | FT% | FT% | FT% | FT% | FT% | FT% | FT% | FT% | FT% | FT% | FT% | FT% | FT% | FT% | FT% | FT% | FT% | FT% | FT% | FT% | FT% | FT% | FT% | FT% | FT% | FT% | FT% | FT% | FT% | FT% | FT% | FT% | FT% | FT% | FT% | FT% | FT% | FT% | FT% | FT% | FT% | FT% | FT% | FT% | FT% | FT% | FT% | FT% | FT% | FT% | FT% | FT% | FT% | FT% | FT% | FT% | FT% | FT% | FT% | FT% | FT% | FT% | FT% | FT% | FT% | FT% | FT% | FT% | FT% | FT% | FT% | FT% | FT% | FT% | FT% | FT% | FT% | FT% | FT% | FT% | FT% | FT% | FT% | FT% | FT% | FT% | FT% | FT% | FT% | FT% | FT% | FT% | FT% | FT% | FT% | FT% | FT% | FT% | FT% | FT% | FT% | FT% | FT% | FT% | FT% | FT% | FT% | FT% | FT% | FT% | FT% | FT% | FT% | FT% | FT% | FT% | FT% | FT% | FT% | FT% | FT% | FT% | FT% | FT% | FT% | FT% | FT% | FT% | FT% | FT% | FT% | FT% | FT% | FT% | FT% | FT% | FT% | FT% | FT% | FT% | FT% | FT% | FT% | FT% | FT% | FT% | FT% | FT% | FT% | FT% | FT% | FT% | FT% | FT% | FT% | FT% | FT% | FT% | FT% | FT% | FT% | FT% | FT% | FT% | FT% | FT% | FT% | FT% | FT% | FT% | FT% | FT% | FT% | FT% | FT% | FT% | FT% | FT% | FT% | FT% | FT% | FT% | FT% | FT% | FT% | FT% | FT% | FT% | FT% | FT% | FT% | FT% | FT% | FT% | FT% | FT% | FT% | FT% | FT% | FT% | FT% | FT% | FT% | FT% | FT% | FT% | FT% | FT% | FT% | FT% | FT% | FT% | FT% | FT% | FT% | FT% | FT% | FT% | FT% | FT% | FT% | FT% | FT% | FT% | FT% | FT% | FT% | FT% | FT% | FT% | FT% | FT% | FT% | FT% | FT% | FT% | FT% | FT% | FT% | FT% | FT% | FT% | FT% | FT% | FT% | FT% | FT% | FT% | FT% | FT% | FT% | FT% | FT% | FT% | FT% | FT% | FT% | FT% | FT% | FT% | FT% | FT% | FT% | FT% | FT% | FT% | FT% | FT% | FT% | FT% | FT% | FT% | FT% | FT% | FT% | FT% | FT% | FT% | FT% | FT% | FT% | FT% | FT% | FT% | FT% | FT% | FT% | FT% | FT% | FT% | FT% | FT% | FT% | FT% | FT% | FT% | FT% | FT% | FT% | FT% | FT% | FT% | FT% | FT% | FT% | FT% | FT% | FT% | FT% | FT% | FT% | FT% | FT% | FT% | FT% | FT% | FT% | FT% | FT% | FT% | FT% | FT% | FT% | FT% | FT% | FT% | FT% | FT% | FT% | FT% | FT% | FT% | FT% | FT% | FT% | FT% | FT% | FT% | FT% | FT% | FT% | FT% | FT% | FT% | FT% | FT% | FT% | FT% | FT% | FT% | FT% | FT% | FT% | FT% | FT% | FT% | FT% | FT% | FT% | FT% | FT% | FT% | FT% | FT% | FT% | FT% | FT% | FT% | FT% | FT% | FT% | FT% | FT% | FT% | FT% | FT% | FT% | FT% | FT% | FT% | FT% | FT% | FT% | FT% | FT% | FT% | FT% | FT% | FT% | FT% | FT% | FT% | FT% | FT% | FT% | FT% | FT% | FT% | FT% | FT% | FT% | FT% | FT% | FT% | FT% | FT% | FT% | FT% | FT% | FT% | FT% | FT% | FT% | FT% | FT% | FT% | FT% | FT% | FT% | FT% | FT% | FT% | FT% | FT% | FT% | FT% | FT% | FT% | FT% | FT% | FT% | FT% | FT% | FT% | FT% | FT% | FT% | FT% | FT% | FT% | FT% | FT% | FT% | FT% | FT% | FT% | FT% | FT% | FT% | FT% | FT% | FT% | FT% | FT% | FT% | FT% | FT% | FT% | FT% | FT% | FT% | FT% | FT% | FT% | FT% | FT% | FT% | FT% | FT% | FT% | FT% | FT% | FT% | FT% | FT% | FT% | FT% | FT% | FT% | FT% | FT% | FT% | FT% | FT% | FT% | FT% | FT% | FT% | FT% | FT% | FT% | FT% | FT% | FT% | FT% | FT% | FT% | FT% | FT% | FT% | FT% | FT% | FT% | FT% | FT% | FT% | FT% | FT% | FT% | FT% | FT% | FT% | FT% | FT% | FT% | FT% | FT% | FT% | FT% | FT% | FT% | FT% | FT% | FT% | FT% | FT% | FT% | FT% | FT% | FT% | FT% | FT% | FT% | FT% | FT% | FT% | FT% | FT% | FT% | FT% | FT% | FT% | FT% | FT% | FT% | FT% | FT% | FT% | FT% | FT% | FT% | FT% | FT% | FT% | FT% | FT% | FT% | FT% | FT% | FT% | FT% | FT% | FT% | FT% | FT% | FT% | FT% | FT% | FT% | FT% | FT% | FT% | FT% | FT% | FT% | FT% | FT% | FT% | FT% | FT% | FT% | FT% | FT% | FT% | FT% | FT% | FT% | FT% | FT% | FT% | FT% | FT% | FT% | FT% | FT% | FT% | FT% | FT% | FT% | FT% | FT% | FT% | FT% | FT% | FT% | FT% | FT% | FT% | FT% | FT% | FT% | FT% | FT% | FT% | FT% | FT% | FT% | FT% | FT% | FT% | FT% | FT% | FT% | FT% | FT% | FT% | FT% | FT% | FT% | FT% | FT% | FT% | FT% | FT% | FT% | FT% | FT% | FT% | FT% | FT% | FT% | FT% | FT% | FT% | FT% | FT% | FT% | FT% | FT% | FT% | FT% | FT% | FT% | FT% | FT% | FT% | FT% | FT% | FT% | FT% | FT% | FT% | FT% | FT% | FT% | FT% | FT% | FT% | FT% | FT% | FT% | FT% | FT% | FT% | FT% | FT% | FT% | FT% | FT% | FT% | FT% | FT% | FT% | FT% | FT% | FT% | FT% | FT% | FT% | FT% | FT% | FT% | FT% | FT% | FT% | FT% | FT% | FT% | FT% | FT% | FT% | FT% | FT% | FT% | FT% | FT% | FT% | FT% | FT% | FT% | FT% | FT% | FT% | FT% | FT% | FT% | FT% | FT% | FT% | FT% | FT% | FT% | FT% | FT% | FT% | FT% | FT% | FT% | FT% | FT% | FT% | FT% | FT% | FT% | FT% | FT% | FT% | FT% | FT% | FT% | FT% | FT% | FT% | FT% | FT% | FT% | FT% | FT% | FT% | FT% | FT% | FT% | FT% | FT% | FT% | FT% | FT% | FT% | FT% | FT% | FT% | FT% | FT% | FT% | FT% | FT% | FT% | FT |

| Technical Fouls: NONE |                |             |      |     |     |          |       |    |    |    |    |        |    |    |   |   |    |                                 |
|-----------------------|----------------|-------------|------|-----|-----|----------|-------|----|----|----|----|--------|----|----|---|---|----|---------------------------------|
| Minnesota - 78        |                | Record: 4-4 |      |     |     |          |       |    |    |    |    |        |    |    |   |   |    |                                 |
| NO.                   | Name           | Min         | FG   | 3P  | FT  | Rebounds | Fouls | TP | AS | TO | ST | Blocks | BS | BA | + | - |    |                                 |
| 30                    | Alihan Demir   | 13:00       | 0-0  | 0-0 | 0-0 | 0        | 6     | 6  | 0  | 1  | 3  | 1      | 0  | 0  | 0 | 0 | 17 | 1 <sup>st</sup> FG% 13:25 52.0% |
| 25                    | Daniel Oturu   | C 24:23     | 9-11 | 0-0 | 3-5 | 1        | 3     | 4  | 4  | 3  | 21 | 0      | 2  | 0  | 4 | 0 | 18 | 3PT% 9:10 30.0%                 |
| 0                     | Payton Willis  | G 24:52     | 2-6  | 2-6 | 0-0 | 0        | 1     | 1  | 1  | 0  | 6  | 4      | 1  | 1  | 0 | 0 | 24 | FT% 6:06 100%                   |
| 5                     | Marcus Carr    | G 36:16     | 8-16 | 2-7 | 6-7 | 0        | 5     | 5  | 3  | 4  | 24 | 9      | 2  | 0  | 0 | 1 | 22 | 2 <sup>nd</sup> FG% 15:27 55.6% |
| 22                    | Gabe Kalscheur | G 25:16     | 4-7  | 3-5 | 4-5 | 0        | 3     | 3  | 4  | 2  | 15 | 2      | 1  | 1  | 0 | 0 | 24 | 3PT% 5:12 41.7%                 |
| 21                    | Jarvis Omesa   | 11:43       | 1-2  | 0-0 | 0-0 | 1        | 0     | 1  | 4  | 1  | 2  | 0      | 0  | 0  | 1 | 0 | 0  | FT% 8:13 61.5%                  |
| 42                    | Michael Hurt   | 15:41       | 2-3  | 1-2 | 0-0 | 0        | 2     | 2  | 1  | 2  | 5  | 0      | 0  | 0  | 0 | 0 | 2  | GM FG% 25:52 53.8%              |
| 3                     | Bryan Greenlee | 07:19       | 1-1  | 0-0 | 0-0 | 0        | 0     | 0  | 0  | 0  | 2  | 0      | 0  | 0  | 1 | 0 | -5 | 3PT% 14:30 36.4%                |
| 1                     | Tre Williams   | 06:56       | 0-2  | 0-1 | 0-0 | 0        | 1     | 1  | 1  | 0  | 1  | 2      | 0  | 0  | 0 | 0 | -5 | FT% 17:19 73.7%                 |
| 32                    | Sam Freeman    | 06:09       | 0-0  | 0-0 | 0-0 | 0        | 1     | 1  | 1  | 0  | 0  | 0      | 0  | 0  | 0 | 0 | -3 | Dead Ball Rebounds: 3.0         |

# GAME RECAPS

GAME 9

CLEMSON 53

No. 17/19 FLORIDA STATE 72

DEC. 8, 2019

DONALD L. TUCKER CENTER • TALLAHASSEE, FLA.

TALLAHASSEE, Fla. – In an ACC battle defined by 3-pointers, the Clemson University men's basketball team lost to the No. 17/19 Florida State Seminoles on Sunday. The Tigers connected on nine treys at the Donald L. Tucker Center, but the Seminoles sank 15 3-balls of their own en route to winning 72-53.

Clemson (5-4, 0-2) went 9-for-27 from deep, and Florida State (8-2, 1-1) went 15-for-32 on shots from beyond the arc. Turnovers were integral in the contest, too, with the Seminoles and the Tigers suffering 13 and 18 turnovers, respectively. The Tigers scored 12 points off turnovers and recorded an overall shooting percentage of 36. However, the Seminoles were 46 percent on shots from the floor, and they pulled away from Clemson in the second half.

Tevin Mack manned the Tigers with 14 points, as he went 5-of-10 from the field and knocked down a pair of 3-pointers. Al-Amir Dawes added 13 points for Clemson, with 11 of his points coming in the first half. Aamir Simms registered eight points and four rebounds down low for Clemson. Three different Seminoles scored in double figures, including Devin Vassell, who led all scorers with 14 points.

The Tigers took a 6-point lead into halftime after shooting 46 percent from the field in the first 20 minutes of action. Clemson went 6-of-13 on 3-point shots and led by as many as eight points in the opening half. Simms drained a 3-ball as time expired in the first half, placing the Tigers ahead 33-27 at the intermission. The Seminoles came alive in the second half, though, connecting on 11 3-pointers and winning 72-53 in the end.

## GAME STATS

Official Basketball Box Score - Final  
Clemson at Florida State  
12/08/19 Donald L. Tucker Center, Tallahassee  
2019-20 FSU Men's Basketball

Game Time: 2:00 PM  
Game Duration: 1:58  
Attendance: 7,834

Officials: Roger Ayers, Pat Driscoll, Brian O'Connell

| Clemson - 53      |                 |         |       |      |      |          |       |    |    |    |    |        |
|-------------------|-----------------|---------|-------|------|------|----------|-------|----|----|----|----|--------|
| Record: 5-4 (0-2) |                 |         |       |      |      |          |       |    |    |    |    |        |
| NO.               | Name            | Min     | FG    | 3P   | FT   | Rebounds | Fouls | TP | AS | TO | ST | Blocks |
|                   |                 |         | M-A   | M-A  | M-A  | OR       | DR    | PF | FD |    |    | BS     |
| 21                | Khavon Moore    | F 20:14 | 1-5   | 0-2  | 0-0  | 0        | 1     | 1  | 0  | 2  | 1  | 0      |
| 25                | Aamir Simms     | F 27:10 | 3-7   | 2-3  | 0-0  | 2        | 2     | 4  | 4  | 8  | 1  | 0      |
| 2                 | Al-Amir Dawes   | G 33:48 | 5-13  | 2-8  | 1-2  | 1        | 2     | 3  | 1  | 2  | 13 | 3      |
| 13                | Tevin Mack      | G 30:57 | 5-10  | 2-4  | 2-5  | 1        | 2     | 3  | 2  | 4  | 14 | 2      |
| 15                | John Newman     | G 28:46 | 2-5   | 1-2  | 1-1  | 0        | 1     | 1  | 1  | 2  | 6  | 1      |
| 10                | Curran Scott    | 16:33   | 2-5   | 1-2  | 2-2  | 0        | 4     | 4  | 2  | 1  | 7  | 0      |
| 50                | Trey Jemison    | 11:08   | 0-1   | 0-0  | 0-0  | 0        | 0     | 0  | 3  | 0  | 0  | 1      |
| 1                 | Jonathan Baehre | 13:25   | 0-1   | 0-1  | 0-0  | 1        | 2     | 3  | 0  | 0  | 0  | 1      |
| 5                 | Hunter Tyson    | 12:50   | 1-5   | 1-4  | 0-0  | 1        | 3     | 4  | 0  | 1  | 3  | 0      |
| 32                | Paul Grinde     | 01:42   | 0-0   | 0-0  | 0-0  | 0        | 0     | 0  | 0  | 0  | 0  | 0      |
| 11                | Parker Fox      | 01:09   | 0-0   | 0-0  | 0-0  | 0        | 0     | 0  | 0  | 0  | 0  | 0      |
| 20                | O'Neil McBride  | 01:09   | 0-0   | 0-0  | 0-0  | 1        | 0     | 1  | 0  | 0  | 0  | 0      |
| 31                | Wells Hoag      | 01:09   | 0-1   | 0-1  | 0-0  | 0        | 0     | 0  | 0  | 0  | 0  | 0      |
| Team              |                 |         |       |      |      | 4        | 4     | 8  | 0  | 0  | 0  | 0      |
| Totals            |                 |         | 19-53 | 9-27 | 6-10 | 11       | 21    | 32 | 14 | 14 | 53 | 8      |

Technical Fouls: NONE

| Florida State - 72 |                  |         |       |       |      |          |       |    |    |    |    |        |
|--------------------|------------------|---------|-------|-------|------|----------|-------|----|----|----|----|--------|
| Record: 8-2 (1-1)  |                  |         |       |       |      |          |       |    |    |    |    |        |
| NO.                | Name             | Min     | FG    | 3P    | FT   | Rebounds | Fouls | TP | AS | TO | ST | Blocks |
|                    |                  |         | M-A   | M-A   | M-A  | OR       | DR    | PF | FD |    |    | BS     |
| 10                 | Malik Osborne    | F 22:02 | 2-5   | 1-4   | 0-0  | 1        | 5     | 6  | 3  | 1  | 5  | 1      |
| 15                 | Dominik Ojajiczk | C 07:39 | 0-3   | 0-0   | 0-0  | 3        | 0     | 3  | 2  | 0  | 0  | 1      |
| 3                  | Trent Forrest    | G 29:57 | 4-8   | 1-3   | 0-0  | 0        | 3     | 3  | 2  | 2  | 9  | 5      |
| 23                 | M.J. Walker      | G 28:23 | 3-9   | 3-6   | 2-2  | 0        | 0     | 0  | 1  | 4  | 11 | 2      |
| 24                 | Devin Vassell    | G 27:44 | 6-10  | 2-6   | 0-2  | 1        | 8     | 9  | 1  | 1  | 14 | 2      |
| 1                  | RayQuan Gray     | 16:55   | 1-2   | 1-2   | 4-4  | 0        | 2     | 2  | 2  | 3  | 7  | 1      |
| 5                  | Balsa Koprivica  | 07:31   | 1-1   | 0-0   | 0-0  | 0        | 0     | 0  | 0  | 2  | 0  | 1      |
| 2                  | Anthony Pollie   | 17:51   | 4-7   | 4-6   | 0-0  | 1        | 2     | 3  | 0  | 0  | 12 | 2      |
| 4                  | Patrick Williams | 25:48   | 3-6   | 2-4   | 1-2  | 1        | 3     | 4  | 2  | 2  | 9  | 0      |
| 0                  | RayQuan Evans    | 11:25   | 0-1   | 0-0   | 0-0  | 0        | 1     | 1  | 0  | 1  | 0  | 2      |
| 12                 | Justin Lindner   | 01:09   | 1-1   | 1-1   | 0-0  | 0        | 0     | 0  | 0  | 3  | 0  | 0      |
| 20                 | Travis Light     | 01:09   | 0-0   | 0-0   | 0-0  | 0        | 0     | 0  | 0  | 0  | 0  | 0      |
| 33                 | Will Miles       | 01:09   | 0-0   | 0-0   | 0-0  | 0        | 0     | 0  | 0  | 0  | 0  | 0      |
| 42                 | Cleveland Yates  | 00:39   | 0-1   | 0-0   | 0-0  | 0        | 0     | 0  | 0  | 0  | 0  | 0      |
| 44                 | Ty Hands         | 00:39   | 0-0   | 0-0   | 0-0  | 0        | 0     | 0  | 1  | 0  | 0  | 0      |
| Team               |                  |         |       |       |      | 2        | 1     | 3  | 0  | 0  | 0  | 0      |
| Totals             |                  |         | 25-54 | 15-32 | 7-10 | 9        | 25    | 34 | 14 | 14 | 72 | 16     |

Technical Fouls: NONE

| CU               |                           | FSU                        |  | Points from |     | Turnovers |     | Period by Period Scoring |     |
|------------------|---------------------------|----------------------------|--|-------------|-----|-----------|-----|--------------------------|-----|
| Biggest lead     | 8 (1 <sup>st</sup> 2:45)  | 21 (2 <sup>nd</sup> 1:00)  |  | CU          | FSU | CU        | FSU | 1st                      | 2nd |
| Best Scoring Run | 6 (1 <sup>st</sup> 17:46) | 10 (2 <sup>nd</sup> 16:24) |  | CU          | FSU | CU        | FSU | 3rd                      | TOT |
| Lead Changes     | 2                         | 2                          |  | CU          | FSU | CU        | FSU | 4th                      |     |
| Times Tied       | 2                         | 2                          |  | CU          | FSU | CU        | FSU |                          |     |
| Time with Lead   | 19:36                     | 18:13                      |  | CU          | FSU | CU        | FSU |                          |     |

# SEASON STATISTICS



## 2019-20 Clemson Men's Basketball Combined Team Statistics

Page 1/2  
as of Dec 09, 2019

### Game Records

| Record         | Overall | Home | Away | Neutral |
|----------------|---------|------|------|---------|
| ALL GAMES      | 5-4     | 4-1  | 0-2  | 1-1     |
| CONFERENCE     | 0-2     | 0-1  | 0-1  | 0-0     |
| NON-CONFERENCE | 5-2     | 4-0  | 0-1  | 1-1     |

### Score by Periods

| Team      | 1st | 2nd | OT | TOT |
|-----------|-----|-----|----|-----|
| Clemson   | 331 | 295 | 10 | 636 |
| Opponents | 253 | 316 | 8  | 577 |

### Team Box Score

| No.       | Player           |       |        |      | Total   |       | 3-Point |      | F-Throw |       | Rebounds |     |     |      |     |    |     |     |     |     |     |      |
|-----------|------------------|-------|--------|------|---------|-------|---------|------|---------|-------|----------|-----|-----|------|-----|----|-----|-----|-----|-----|-----|------|
|           |                  | GP-GS | MIN    | AVG  | FG-FGA  | FG%   | 3FG-FGA | 3FG% | FT-FTA  | FT%   | OFF      | DEF | TOT | AVG  | PF  | DQ | A   | TO  | BLK | STL | PTS | AVG  |
| 13        | MACK, Tevin      | 9-9   | 259:33 | 28.8 | 47-92   | .511  | 20-48   | .417 | 10-18   | .556  | 7        | 37  | 44  | 4.9  | 18  | 1  | 12  | 12  | 3   | 14  | 124 | 13.8 |
| 25        | SIMMS, Aamir     | 9-9   | 266:53 | 29.7 | 35-89   | .393  | 6-25    | .240 | 26-35   | .743  | 19       | 53  | 72  | 8.0  | 20  | 0  | 21  | 11  | 5   | 10  | 102 | 11.3 |
| 15        | NEWMAN III, John | 9-9   | 271:59 | 30.2 | 32-71   | .451  | 10-28   | .357 | 18-21   | .857  | 7        | 21  | 28  | 3.1  | 17  | 1  | 18  | 14  | 3   | 6   | 92  | 10.2 |
| 2         | DAWES, Al-Amir   | 9-9   | 280:02 | 31.1 | 32-73   | .438  | 14-42   | .333 | 10-16   | .625  | 3        | 19  | 22  | 2.4  | 13  | 0  | 28  | 28  | 0   | 9   | 88  | 9.8  |
| 3         | HUNTER, Chase    | 5-4   | 123:37 | 24.7 | 13-32   | .406  | 4-14    | .286 | 5-9     | .556  | 1        | 8   | 9   | 1.8  | 10  | 0  | 13  | 8   | 0   | 4   | 35  | 7.0  |
| 10        | SCOTT, Curran    | 9-1   | 186:02 | 20.7 | 20-47   | .426  | 7-21    | .333 | 14-18   | .778  | 1        | 17  | 18  | 2.0  | 11  | 0  | 13  | 10  | 0   | 6   | 61  | 6.8  |
| 5         | TYSON, Hunter    | 9-0   | 134:36 | 15.0 | 19-50   | .380  | 12-39   | .308 | 10-15   | .667  | 7        | 27  | 34  | 3.8  | 5   | 0  | 4   | 2   | 2   | 7   | 60  | 6.7  |
| 12        | HEMENWAY, Alex   | 2-0   | 24:19  | 12.2 | 3-6     | .500  | 3-4     | .750 | 0-0     | .000  | 0        | 0   | 0   | 0.0  | 1   | 0  | 0   | 1   | 0   | 0   | 9   | 4.5  |
| 21        | MOORE, Khavon    | 9-4   | 142:38 | 15.8 | 13-35   | .371  | 2-6     | .333 | 1-2     | .500  | 10       | 19  | 29  | 3.2  | 14  | 0  | 9   | 9   | 2   | 8   | 29  | 3.2  |
| 55        | JEMISON, Trey    | 9-0   | 76:06  | 8.5  | 9-15    | .600  | 0-0     | .000 | 1-3     | .333  | 6        | 8   | 14  | 1.6  | 19  | 1  | 1   | 11  | 5   | 3   | 19  | 2.1  |
| 32        | GRINDE, Paul     | 4-0   | 13:54  | 3.5  | 3-6     | .500  | 0-0     | .000 | 2-2     | 1.000 | 1        | 0   | 1   | 0.3  | 2   | 0  | 0   | 1   | 0   | 0   | 8   | 2.0  |
| 31        | HOAG, Wells      | 3-0   | 10:19  | 3.4  | 2-5     | .400  | 1-3     | .333 | 0-0     | .000  | 2        | 0   | 2   | 0.7  | 0   | 0  | 0   | 0   | 0   | 0   | 5   | 1.7  |
| 11        | FOX, Parker      | 4-0   | 11:25  | 2.9  | 1-2     | .500  | 0-1     | .000 | 0-1     | .000  | 0        | 0   | 0   | 0.0  | 0   | 0  | 0   | 1   | 0   | 0   | 2   | 0.5  |
| 20        | MCBRIDE, O'Neil  | 4-0   | 10:12  | 2.6  | 1-1     | 1.000 | 0-0     | .000 | 0-2     | .000  | 3        | 1   | 4   | 1.0  | 0   | 0  | 1   | 1   | 0   | 0   | 2   | 0.5  |
| 1         | BAEHRE, Jonathan | 1-0   | 13:25  | 13.4 | 0-1     | .000  | 0-1     | .000 | 0-0     | .000  | 1        | 2   | 3   | 3.0  | 0   | 0  | 0   | 1   | 0   | 0   | 0   | 0.0  |
| Team      |                  |       |        |      |         |       |         |      |         |       | 11       | 10  | 21  |      |     |    |     | 3   |     |     |     |      |
| Total     |                  | 9     |        |      | 230-525 | .438  | 79-232  | .341 | 97-142  | .683  | 79       | 222 | 301 | 33.4 | 130 | 3  | 120 | 113 | 20  | 67  | 636 | 70.7 |
| Opponents |                  | 9     |        |      | 199-495 | .402  | 81-231  | .351 | 98-131  | .748  | 78       | 234 | 312 | 34.7 | 136 | -  | 110 | 142 | 27  | 59  | 577 | 64.1 |

### Team Statistics

|                        | Clem           | OPP            |
|------------------------|----------------|----------------|
| <b>Scoring</b>         | <b>636</b>     | <b>577</b>     |
| Points per game        | 70.7           | 64.1           |
| Scoring margin         | +6.6           | -              |
| <b>Field goals-att</b> | <b>230-525</b> | <b>199-495</b> |
| Field goal pct         | .438           | .402           |
| <b>3 point fg-att</b>  | <b>79-232</b>  | <b>81-231</b>  |
| 3-point FG pct         | .341           | .351           |
| 3-pt FG made per game  | 8.8            | 9.0            |
| <b>Free throws-att</b> | <b>97-142</b>  | <b>98-131</b>  |
| Free throw pct         | .683           | .748           |
| F-Throws made per game | 10.8           | 10.9           |
| <b>Rebounds</b>        | <b>301</b>     | <b>312</b>     |
| Rebounds per game      | 33.4           | 34.7           |
| Rebounding margin      | -1.3           | -              |
| <b>Assists</b>         | <b>120</b>     | <b>110</b>     |
| Assists per game       | 13.3           | 12.2           |
| <b>Turnovers</b>       | <b>113</b>     | <b>142</b>     |
| Turnovers per game     | 12.6           | 15.8           |
| Turnover margin        | +3.2           | -              |
| Assist/turnover ratio  | 1.1            | 0.8            |
| <b>Steals</b>          | <b>67</b>      | <b>59</b>      |
| Steals per game        | 7.4            | 6.6            |
| <b>Blocks</b>          | <b>20</b>      | <b>27</b>      |
| Blocks per game        | 2.2            | 3.0            |
| <b>Winning streak</b>  | <b>0</b>       | <b>-</b>       |
| Home win streak        | 4              | -              |
| <b>Attendance</b>      | <b>30306</b>   | <b>17982</b>   |
| Home games-Avg/Game    | 5-6061         | 2-8991         |

### Team Results

| Date     | Opponent       |   | Score | Att.  |
|----------|----------------|---|-------|-------|
| 11/05/19 | Virginia Tech  | L | 60-67 | 7500  |
| 11/07/19 | Presbyterian   | W | 79-45 | 5713  |
| 11/10/19 | Colgate        | W | 81-68 | 5673  |
| 11/17/19 | Detroit Mercy  | W | 87-65 | 5804  |
| 11/21/19 | Alabama A&M    | W | 87-51 | 5616  |
| 11/24/19 | vs TCU         | W | 62-60 | 0     |
| 11/26/19 | vs Colorado    | L | 67-71 | 0     |
| 12/02/19 | at Minnesota   | L | 60-78 | 10148 |
| 12/08/19 | at Florida St. | L | 53-72 | 7834  |





# ACC STATISTICS



## 2019-20 Clemson Men's Basketball Combined Team Statistics Specific games

Page 1/1  
as of Dec 09, 2019

### Game Records

| Record         | Overall | Home | Away | Neutral |
|----------------|---------|------|------|---------|
| ALL GAMES      | 0-2     | 0-1  | 0-1  | 0-0     |
| CONFERENCE     | 0-2     | 0-1  | 0-1  | 0-0     |
| NON-CONFERENCE | 0-0     | 0-0  | 0-0  | 0-0     |

### Score by Periods

| Team      | 1st | 2nd | OT | TOT |
|-----------|-----|-----|----|-----|
| Clemson   | 70  | 43  | 0  | 113 |
| Opponents | 61  | 78  | 0  | 139 |

### Team Box Score

| No.       | Player           |       |       |      | Total  |      | 3-Point |      | F-Throw |       | Rebounds |     |     |      |    |    |    |    |     |     |     |      |  |  |
|-----------|------------------|-------|-------|------|--------|------|---------|------|---------|-------|----------|-----|-----|------|----|----|----|----|-----|-----|-----|------|--|--|
|           |                  | GP-GS | MIN   | AVG  | FG-FGA | FG%  | 3FG-FGA | 3FG% | FT-FTA  | FT%   | OFF      | DEF | TOT | AVG  | PF | DQ | A  | TO | BLK | STL | PTS | AVG  |  |  |
| 13        | MACK, Tevin      | 2-2   | 55:55 | 28.0 | 9-20   | .450 | 4-11    | .364 | 2-5     | .400  | 2        | 4   | 6   | 3.0  | 7  | 1  | 4  | 4  | 1   | 4   | 24  | 12.0 |  |  |
| 2         | DAWES, Al-Amir   | 2-2   | 66:02 | 33.0 | 9-24   | .375 | 4-14    | .286 | 2-3     | .667  | 1        | 8   | 9   | 4.5  | 1  | 0  | 5  | 8  | 0   | 0   | 24  | 12.0 |  |  |
| 15        | NEWMAN III, John | 2-2   | 61:57 | 31.0 | 7-16   | .438 | 2-6     | .333 | 5-5     | 1.000 | 2        | 4   | 6   | 3.0  | 3  | 0  | 3  | 1  | 0   | 0   | 21  | 10.5 |  |  |
| 25        | SIMMS, Aamir     | 2-2   | 61:34 | 30.8 | 7-18   | .389 | 3-7     | .429 | 3-4     | .750  | 6        | 13  | 19  | 9.5  | 6  | 0  | 1  | 3  | 0   | 2   | 20  | 10.0 |  |  |
| 3         | HUNTER, Chase    | 1-1   | 28:57 | 29.0 | 3-10   | .300 | 0-3     | .000 | 1-5     | .200  | 0        | 3   | 3   | 3.0  | 4  | 0  | 2  | 0  | 0   | 0   | 7   | 7.0  |  |  |
| 10        | SCOTT, Curran    | 2-0   | 25:14 | 12.6 | 3-7    | .429 | 1-2     | .500 | 2-2     | 1.000 | 0        | 5   | 5   | 2.5  | 3  | 0  | 0  | 5  | 0   | 0   | 9   | 4.5  |  |  |
| 12        | HEMENWAY, Alex   | 1-0   | 14:48 | 14.8 | 1-4    | .250 | 1-2     | .500 | 0-0     | .000  | 0        | 0   | 0   | 0.0  | 1  | 0  | 0  | 1  | 0   | 0   | 3   | 3.0  |  |  |
| 5         | TYSON, Hunter    | 2-0   | 20:23 | 10.2 | 1-8    | .125 | 1-7     | .143 | 0-1     | .000  | 1        | 4   | 5   | 2.5  | 1  | 0  | 0  | 0  | 0   | 1   | 3   | 1.5  |  |  |
| 21        | MOORE, Khavon    | 2-1   | 29:53 | 14.9 | 1-6    | .167 | 0-2     | .000 | 0-0     | .000  | 0        | 1   | 1   | 0.5  | 1  | 0  | 2  | 1  | 1   | 1   | 2   | 1.0  |  |  |
| 31        | HOAG, Wells      | 1-0   | 01:09 | 1.2  | 0-1    | .000 | 0-1     | .000 | 0-0     | .000  | 0        | 0   | 0   | 0.0  | 0  | 0  | 0  | 0  | 0   | 0   | 0   | 0.0  |  |  |
| 20        | MCBRIDE, O'Neil  | 1-0   | 01:09 | 1.2  | 0-0    | .000 | 0-0     | .000 | 0-0     | .000  | 1        | 0   | 1   | 1.0  | 0  | 0  | 0  | 0  | 0   | 0   | 0   | 0.0  |  |  |
| 32        | GRINDE, Paul     | 1-0   | 01:42 | 1.7  | 0-0    | .000 | 0-0     | .000 | 0-0     | .000  | 0        | 0   | 0   | 0.0  | 0  | 0  | 0  | 0  | 0   | 0   | 0   | 0.0  |  |  |
| 11        | FOX, Parker      | 1-0   | 01:09 | 1.2  | 0-0    | .000 | 0-0     | .000 | 0-0     | .000  | 0        | 0   | 0   | 0.0  | 0  | 0  | 0  | 0  | 0   | 0   | 0   | 0.0  |  |  |
| 1         | BAEHRE, Jonathan | 1-0   | 13:25 | 13.4 | 0-1    | .000 | 0-1     | .000 | 0-0     | .000  | 1        | 2   | 3   | 3.0  | 0  | 0  | 0  | 1  | 0   | 0   | 0   | 0.0  |  |  |
| 55        | JEMISON, Trey    | 2-0   | 16:44 | 8.4  | 0-2    | .000 | 0-0     | .000 | 0-0     | .000  | 1        | 1   | 2   | 1.0  | 3  | 0  | 0  | 2  | 0   | 1   | 0   | 0.0  |  |  |
| Team      |                  |       |       |      |        |      |         |      |         |       | 4        | 4   | 8   |      |    |    |    |    |     |     |     |      |  |  |
| Total     |                  | 2     | 400   |      | 41-117 | .350 | 16-56   | .286 | 15-25   | .600  | 19       | 49  | 68  | 34.0 | 30 | 1  | 17 | 26 | 2   | 9   | 113 | 56.5 |  |  |
| Opponents |                  | 2     | 400   |      | 47-111 | .423 | 24-59   | .407 | 21-30   | .700  | 18       | 60  | 78  | 39.0 | 29 | -  | 27 | 26 | 10  | 10  | 139 | 69.5 |  |  |

### Team Statistics

|                        | CLEM          | OPP           |
|------------------------|---------------|---------------|
| <b>Scoring</b>         | <b>113</b>    | <b>139</b>    |
| Points per game        | 56.5          | 69.5          |
| Scoring margin         | -13.0         | -             |
| <b>Field goals-att</b> | <b>41-117</b> | <b>47-111</b> |
| Field goal pct         | .350          | .423          |
| <b>3 point fg-att</b>  | <b>16-56</b>  | <b>24-59</b>  |
| 3-point FG pct         | .286          | .407          |
| 3-pt FG made per game  | 8.0           | 12.0          |
| <b>Free throws-att</b> | <b>15-25</b>  | <b>21-30</b>  |
| Free throw pct         | .600          | .700          |
| F-Throws made per game | 7.5           | 10.5          |
| <b>Rebounds</b>        | <b>68</b>     | <b>78</b>     |
| Rebounds per game      | 34.0          | 39.0          |
| Rebounding margin      | -5.0          | -             |
| <b>Assists</b>         | <b>17</b>     | <b>27</b>     |
| Assists per game       | 8.5           | 13.5          |
| <b>Turnovers</b>       | <b>26</b>     | <b>26</b>     |
| Turnovers per game     | 13.0          | 13.0          |
| Turnover margin        | 0.0           | -             |
| Assist/turnover ratio  | 0.7           | 1.0           |
| <b>Steals</b>          | <b>9</b>      | <b>10</b>     |
| Steals per game        | 4.5           | 5.0           |
| <b>Blocks</b>          | <b>2</b>      | <b>10</b>     |
| Blocks per game        | 1.0           | 5.0           |
| <b>Winning streak</b>  | <b>0</b>      | <b>-</b>      |
| Home win streak        | 4             | -             |
| <b>Attendance</b>      | <b>7500</b>   | <b>7834</b>   |
| Home games-Avg/Game    | 1-7500        | 1-7834        |
| Neutral site-Avg/Game  | -             | 0-0           |

### Team Results

| Date       | Opponent       |   | Score | Att. |
|------------|----------------|---|-------|------|
| 11/05/2019 | Virginia Tech  | L | 60-67 | 7500 |
| 12/08/2019 | at Florida St. | L | 53-72 | 7834 |



**2019-20 Clemson Men's Basketball  
Individual Career Summaries  
All games**

Page 1/9  
as of Dec 14, 2019

**BAEHRE, Jonathan**

|                       |       |              |                 | Field Goals    |             | 3-Point      |             | F-Throws     |             | Rebounds  |            |            |            |              |           |           |           |           | Scoring    |            |
|-----------------------|-------|--------------|-----------------|----------------|-------------|--------------|-------------|--------------|-------------|-----------|------------|------------|------------|--------------|-----------|-----------|-----------|-----------|------------|------------|
| SEASON                | TEAM  | GP-GS        | MIN/AVG         | FG-FGA         | FG%         | 3FG-FGA      | 3FG%        | FT-FTA       | FT%         | OFF       | DEF        | TOT        | AVG        | PF-FO        | AST       | TO        | BLK       | STL       | PTS        | AVG        |
| 2016-17               | UNC-A | 11-0         | 82/7.5          | 9-19           | .474        | 1-3          | .333        | 4-9          | .444        | 9         | 8          | 17         | 1.5        | 9-0          | 5         | 5         | 3         | 3         | 23         | 2.1        |
| 2017-18               | UNC-A | 33-20        | 716/21.7        | 100-185        | .541        | 24-66        | .364        | 15-20        | .750        | 50        | 97         | 147        | 4.5        | 92-4         | 29        | 38        | 57        | 21        | 239        | 7.2        |
| 2019-20               | Clem  | 1-0          | 13/13.4         | 0-1            | .000        | 0-1          | .000        | 0-0          | .000        | 1         | 2          | 3          | 3.0        | 0-0          | 0         | 1         | 0         | 0         | 0          | 0.0        |
| <b>TOTAL FOR Clem</b> |       | <b>1-0</b>   | <b>13/13.4</b>  | <b>0-1</b>     | <b>.000</b> | <b>0-1</b>   | <b>.000</b> | <b>0-0</b>   | <b>.000</b> | <b>1</b>  | <b>2</b>   | <b>3</b>   | <b>3.0</b> | <b>0-0</b>   | <b>0</b>  | <b>1</b>  | <b>0</b>  | <b>0</b>  | <b>0</b>   | <b>0.0</b> |
| <b>TOTAL</b>          |       | <b>45-20</b> | <b>811/18.0</b> | <b>109-205</b> | <b>.532</b> | <b>25-70</b> | <b>.357</b> | <b>19-29</b> | <b>.655</b> | <b>60</b> | <b>107</b> | <b>167</b> | <b>3.7</b> | <b>101-4</b> | <b>34</b> | <b>44</b> | <b>60</b> | <b>24</b> | <b>262</b> | <b>5.8</b> |

**Single Game Highs**

| Statistic    | Value |   |
|--------------|-------|---|
| Points       | 28    | at Southern California 03/13/18   |
| Rebounds     | 14    | at Southern California 03/13/18   |
| Assists      | 4     | vs Western Caro. 12/17/17   |
| Steals       | 3     | vs Western Caro. 12/17/17   |
| Blocks       | 5     | at Southern California 03/13/18, vs Presbyterian 02/03/18, vs Winthrop 02/22/18 |
| FG Made      | 11    | at Southern California 03/13/18   |
| FG Attempts  | 17    | at Southern California 03/13/18   |
| 3FG Made     | 4     | at Southern California 03/13/18   |
| 3FG Attempts | 8     | at Gardner-Webb 02/24/18  |
| FT Made      | 4     | vs Liberty 02/15/18   |
| FT Attempts  | 4     | vs Liberty 02/15/18, vs Presbyterian 02/15/17                                   |

**DAWES, Al-amir**

|              |      |            |                 | Field Goals  |             | 3-Point      |             | F-Throws     |             | Rebounds |           |           |            |             |           |           |          |          | Scoring   |            |
|--------------|------|------------|-----------------|--------------|-------------|--------------|-------------|--------------|-------------|----------|-----------|-----------|------------|-------------|-----------|-----------|----------|----------|-----------|------------|
| SEASON       | TEAM | GP-GS      | MIN/AVG         | FG-FGA       | FG%         | 3FG-FGA      | 3FG%        | FT-FTA       | FT%         | OFF      | DEF       | TOT       | AVG        | PF-FO       | AST       | TO        | BLK      | STL      | PTS       | AVG        |
| 2019-20      | Clem | 9-9        | 280/31.1        | 32-73        | .438        | 14-42        | .333        | 10-16        | .625        | 3        | 19        | 22        | 2.4        | 13-0        | 28        | 28        | 0        | 9        | 88        | 9.8        |
| <b>TOTAL</b> |      | <b>9-9</b> | <b>280/31.1</b> | <b>32-73</b> | <b>.438</b> | <b>14-42</b> | <b>.333</b> | <b>10-16</b> | <b>.625</b> | <b>3</b> | <b>19</b> | <b>22</b> | <b>2.4</b> | <b>13-0</b> | <b>28</b> | <b>28</b> | <b>0</b> | <b>9</b> | <b>88</b> | <b>9.8</b> |

**Single Game Highs**

| Statistic    | Value |   |
|--------------|-------|---|
| Points       | 19    | vs Alabama A&M 11/21/19   |
| Rebounds     | 6     | vs Virginia Tech 11/05/19   |
| Assists      | 6     | vs Detroit Mercy 11/17/19, vs Colorado 11/26/19                     |
| Steals       | 3     | vs TCU 11/24/19   |
| FG Made      | 7     | vs Alabama A&M 11/21/19   |
| FG Attempts  | 13    | at Florida St. 12/08/19   |
| 3FG Made     | 3     | vs Alabama A&M 11/21/19   |
| 3FG Attempts | 8     | at Florida St. 12/08/19   |
| FT Made      | 2     | vs Colgate 11/10/19, vs Alabama A&M 11/21/19, at Minnesota 12/02/19 |
| FT Attempts  | 4     | vs Alabama A&M 11/21/19   |



**2019-20 Clemson Men's Basketball  
Individual Career Summaries  
All games**

Page 2/9  
as of Dec 14, 2019

**FOX, Parker**

|         |      |       |         | Field Goals |      | 3-Point |      | F-Throws |      | Rebounds |     |     |     |       |     |    |     |     |     | Scoring |  |
|---------|------|-------|---------|-------------|------|---------|------|----------|------|----------|-----|-----|-----|-------|-----|----|-----|-----|-----|---------|--|
| SEASON  | TEAM | GP-GS | MIN/AVG | FG-FGA      | FG%  | 3FG-FGA | 3FG% | FT-FTA   | FT%  | OFF      | DEF | TOT | AVG | PF-FO | AST | TO | BLK | STL | PTS | AVG     |  |
| 2018-19 | Clem | 5-0   | 5/0.9   | 1-2         | .500 | 1-2     | .500 | 0-0      | .000 | 0        | 0   | 0   | 0.0 | 1-0   | 0   | 1  | 0   | 0   | 3   | 0.6     |  |
| 2019-20 | Clem | 4-0   | 11/2.9  | 1-2         | .500 | 0-1     | .000 | 0-1      | .000 | 0        | 0   | 0   | 0.0 | 0-0   | 0   | 1  | 0   | 0   | 2   | 0.5     |  |
| TOTAL   |      | 9-0   | 16/1.8  | 2-4         | .500 | 1-3     | .333 | 0-1      | .000 | 0        | 0   | 0   | 0.0 | 1-0   | 0   | 2  | 0   | 0   | 5   | 0.6     |  |

**Single Game Highs**

| Statistic    | Value |  |
|--------------|-------|--|
| Points       | 3     | vs Charleston So. 12/18/18   |
| FG Made      | 1     | vs Charleston So. 12/18/18, vs Presbyterian 11/07/19                           |
| FG Attempts  | 2     | vs Presbyterian 11/07/19   |
| 3FG Made     | 1     | vs Charleston So. 12/18/18   |
| 3FG Attempts | 1     | at Georgia Tech 02/06/19, vs Charleston So. 12/18/18, vs Presbyterian 11/07/19 |
| FT Attempts  | 1     | vs Presbyterian 11/07/19   |

**GRINDE, Paul**

|                |      |       |           | Field Goals |      | 3-Point |      | F-Throws |       | Rebounds |     |     |     |       |     |     |     |     |      | Scoring |  |
|----------------|------|-------|-----------|-------------|------|---------|------|----------|-------|----------|-----|-----|-----|-------|-----|-----|-----|-----|------|---------|--|
| SEASON         | TEAM | GP-GS | MIN/AVG   | FG-FGA      | FG%  | 3FG-FGA | 3FG% | FT-FTA   | FT%   | OFF      | DEF | TOT | AVG | PF-FO | AST | TO  | BLK | STL | PTS  | AVG     |  |
| 2015-16        | VAS  | 25-25 | 635/25.4  | 113-213     | .531 | 4-9     | .444 | 79-117   | .675  | 48       | 136 | 184 | 7.4 | 84-2  | 29  | 77  | 23  | 6   | 309  | 12.4    |  |
| 2017-18        | VAS  | 26-25 | 713/27.4  | 146-261     | .559 | 2-12    | .167 | 78-130   | .600  | 45       | 167 | 212 | 8.2 | 90-3  | 42  | 66  | 16  | 6   | 372  | 14.3    |  |
| 2018-19        | VAS  | 25-25 | 605/24.2  | 134-245     | .547 | 16-33   | .485 | 69-105   | .657  | 57       | 116 | 173 | 6.9 | 72-0  | 46  | 67  | 18  | 15  | 353  | 14.1    |  |
| 2019-20        | Clem | 4-0   | 14/3.5    | 3-6         | .500 | 0-0     | .000 | 2-2      | 1.000 | 1        | 0   | 1   | 0.3 | 2-0   | 0   | 1   | 0   | 0   | 8    | 2.0     |  |
| TOTAL FOR Clem |      | 4-0   | 14/3.5    | 3-6         | .500 | 0-0     | .000 | 2-2      | 1.000 | 1        | 0   | 1   | 0.3 | 2-0   | 0   | 1   | 0   | 0   | 8    | 2.0     |  |
| TOTAL          |      | 80-75 | 1967/24.6 | 396-725     | .546 | 22-54   | .407 | 228-354  | .644  | 151      | 419 | 570 | 7.1 | 248-5 | 117 | 211 | 57  | 27  | 1042 | 13.0    |  |

**Single Game Highs**

| Statistic    | Value |  |
|--------------|-------|--|
| Points       | 29    | vs Hobart 02/15/19                               |
| Rebounds     | 18    | at Ithaca 02/17/18, vs Union (NY) 01/16/16       |
| Assists      | 7     | vs Hobart 02/15/19                               |
| Steals       | 3     | vs New Rochelle 11/16/18, at Rensselaer 01/12/18 |
| Blocks       | 5     | at St. Lawrence 01/08/16                         |
| FG Made      | 10    | 4 times  |
| FG Attempts  | 19    | vs Union (NY) 01/18/19                           |
| 3FG Made     | 2     | 5 times  |
| 3FG Attempts | 4     | at Clarkson 01/04/19, vs Union (NY) 01/18/19     |
| FT Made      | 8     | vs New Rochelle 11/16/18, vs Bard 02/02/18       |
| FT Attempts  | 13    | vs Hobart 02/15/19                               |



**2019-20 Clemson Men's Basketball  
Individual Career Summaries  
All games**

Page 3/9  
as of Dec 14, 2019

**HEMENWAY, Alex**

|              |      |            |                | Field Goals |             | 3-Point    |             | F-Throws   |             | Rebounds |          |          |            |            |          |          |          |          | Scoring  |            |
|--------------|------|------------|----------------|-------------|-------------|------------|-------------|------------|-------------|----------|----------|----------|------------|------------|----------|----------|----------|----------|----------|------------|
| SEASON       | TEAM | GP-GS      | MIN/AVG        | FG-FGA      | FG%         | 3FG-FGA    | 3FG%        | FT-FTA     | FT%         | OFF      | DEF      | TOT      | AVG        | PF-FO      | AST      | TO       | BLK      | STL      | PTS      | AVG        |
| 2019-20      | Clem | 2-0        | 24/12.2        | 3-6         | .500        | 3-4        | .750        | 0-0        | .000        | 0        | 0        | 0        | 0.0        | 1-0        | 0        | 1        | 0        | 0        | 9        | 4.5        |
| <b>TOTAL</b> |      | <b>2-0</b> | <b>24/12.2</b> | <b>3-6</b>  | <b>.500</b> | <b>3-4</b> | <b>.750</b> | <b>0-0</b> | <b>.000</b> | <b>0</b> | <b>0</b> | <b>0</b> | <b>0.0</b> | <b>1-0</b> | <b>0</b> | <b>1</b> | <b>0</b> | <b>0</b> | <b>9</b> | <b>4.5</b> |

**Single Game Highs**

| Statistic    | Value |   |
|--------------|-------|---|
| Points       | 6     | vs Presbyterian 11/07/19                            |
| FG Made      | 2     | vs Presbyterian 11/07/19                            |
| FG Attempts  | 4     | vs Virginia Tech 11/05/19                           |
| 3FG Made     | 2     | vs Presbyterian 11/07/19                            |
| 3FG Attempts | 2     | vs Virginia Tech 11/05/19, vs Presbyterian 11/07/19 |

**HOAG, Wells**

|              |      |            |               | Field Goals |             | 3-Point    |             | F-Throws   |             | Rebounds |          |          |            |            |          |          |          |          | Scoring  |            |
|--------------|------|------------|---------------|-------------|-------------|------------|-------------|------------|-------------|----------|----------|----------|------------|------------|----------|----------|----------|----------|----------|------------|
| SEASON       | TEAM | GP-GS      | MIN/AVG       | FG-FGA      | FG%         | 3FG-FGA    | 3FG%        | FT-FTA     | FT%         | OFF      | DEF      | TOT      | AVG        | PF-FO      | AST      | TO       | BLK      | STL      | PTS      | AVG        |
| 2019-20      | Clem | 3-0        | 10/3.4        | 2-5         | .400        | 1-3        | .333        | 0-0        | .000        | 2        | 0        | 2        | 0.7        | 0-0        | 0        | 0        | 0        | 0        | 5        | 1.7        |
| <b>TOTAL</b> |      | <b>3-0</b> | <b>10/3.4</b> | <b>2-5</b>  | <b>.400</b> | <b>1-3</b> | <b>.333</b> | <b>0-0</b> | <b>.000</b> | <b>2</b> | <b>0</b> | <b>2</b> | <b>0.7</b> | <b>0-0</b> | <b>0</b> | <b>0</b> | <b>0</b> | <b>0</b> | <b>5</b> | <b>1.7</b> |

**Single Game Highs**

| Statistic    | Value |  |
|--------------|-------|--|
| Points       | 5     | vs Alabama A&M 11/21/19                        |
| Rebounds     | 1     | vs Alabama A&M 11/21/19, at Minnesota 12/02/19 |
| FG Made      | 2     | vs Alabama A&M 11/21/19                        |
| FG Attempts  | 3     | vs Alabama A&M 11/21/19                        |
| 3FG Made     | 1     | vs Alabama A&M 11/21/19                        |
| 3FG Attempts | 2     | vs Alabama A&M 11/21/19                        |





**2019-20 Clemson Men's Basketball  
Individual Career Summaries  
All games**

Page 4/9  
as of Dec 14, 2019

**HONOR, Nick**

|                |      |       |           | Field Goals |      | 3-Point |      | F-Throws |      | Rebounds |     |     |     |       |     |    |     |     | Scoring |      |
|----------------|------|-------|-----------|-------------|------|---------|------|----------|------|----------|-----|-----|-----|-------|-----|----|-----|-----|---------|------|
| SEASON         | TEAM | GP-GS | MIN/AVG   | FG-FGA      | FG%  | 3FG-FGA | 3FG% | FT-FTA   | FT%  | OFF      | DEF | TOT | AVG | PF-FO | AST | TO | BLK | STL | PTS     | AVG  |
| 2018-19        | FU   | 32-32 | 1154/36.1 | 174-467     | .373 | 70-211  | .332 | 71-87    | .816 | 18       | 58  | 76  | 2.4 | 60-0  | 95  | 54 | 0   | 28  | 489     | 15.3 |
| TOTAL FOR Clem |      | 0-0   | 0/0.0     | 0-0         | .000 | 0-0     | .000 | 0-0      | .000 | 0        | 0   | 0   | 0.0 | 0-0   | 0   | 0  | 0   | 0   | 0       | 0.0  |
| TOTAL          |      | 32-32 | 1154/36.1 | 174-467     | .373 | 70-211  | .332 | 71-87    | .816 | 18       | 58  | 76  | 2.4 | 60-0  | 95  | 54 | 0   | 28  | 489     | 15.3 |

**Single Game Highs**

| Statistic    | Value |   |
|--------------|-------|---|
| Points       | 30    | vs Rutgers 12/08/18   |
| Rebounds     | 6     | vs George Washington 03/06/19   |
| Assists      | 6     | vs George Washington 03/06/19, at Massachusetts 02/06/19, vs Rutgers 12/08/18 |
| Steals       | 3     | vs CCNY 11/06/18, vs Richmond 03/13/19  |
| FG Made      | 10    | vs Rutgers 12/08/18   |
| FG Attempts  | 20    | vs Duquesne 02/09/19  |
| 3FG Made     | 6     | at St. Bonaventure 01/12/19   |
| 3FG Attempts | 13    | at Richmond 02/20/19  |
| FT Made      | 7     | vs FIU 11/16/18   |
| FT Attempts  | 7     | vs FIU 11/16/18   |

**HUNTER, Chase**

|         |      |       |          | Field Goals |      | 3-Point |      | F-Throws |      | Rebounds |     |     |     |       |     |    |     | Scoring |     |     |
|---------|------|-------|----------|-------------|------|---------|------|----------|------|----------|-----|-----|-----|-------|-----|----|-----|---------|-----|-----|
| SEASON  | TEAM | GP-GS | MIN/AVG  | FG-FGA      | FG%  | 3FG-FGA | 3FG% | FT-FTA   | FT%  | OFF      | DEF | TOT | AVG | PF-FO | AST | TO | BLK | STL     | PTS | AVG |
| 2019-20 | Clem | 5-4   | 124/24.7 | 13-32       | .406 | 4-14    | .286 | 5-9      | .556 | 1        | 8   | 9   | 1.8 | 10-0  | 13  | 8  | 0   | 4       | 35  | 7.0 |
| TOTAL   |      | 5-4   | 124/24.7 | 13-32       | .406 | 4-14    | .286 | 5-9      | .556 | 1        | 8   | 9   | 1.8 | 10-0  | 13  | 8  | 0   | 4       | 35  | 7.0 |

**Single Game Highs**

| Statistic    | Value |   |
|--------------|-------|---|
| Points       | 13    | vs Presbyterian 11/07/19                            |
| Rebounds     | 3     | vs Virginia Tech 11/05/19                           |
| Assists      | 4     | vs Presbyterian 11/07/19, vs Detroit Mercy 11/17/19 |
| Steals       | 2     | vs Detroit Mercy 11/17/19                           |
| FG Made      | 5     | vs Presbyterian 11/07/19                            |
| FG Attempts  | 10    | vs Virginia Tech 11/05/19                           |
| 3FG Made     | 3     | vs Presbyterian 11/07/19                            |
| 3FG Attempts | 5     | vs Presbyterian 11/07/19, vs Detroit Mercy 11/17/19 |
| FT Made      | 2     | vs Colgate 11/10/19, vs Detroit Mercy 11/17/19      |
| FT Attempts  | 5     | vs Virginia Tech 11/05/19                           |



**2019-20 Clemson Men's Basketball  
Individual Career Summaries  
All games**

Page 5/9  
as of Dec 14, 2019

**JEMISON, Trey**

|         |      |       |         | Field Goals |      | 3-Point |      | F-Throws |      | Rebounds |     |     |     |       |     |    |     |     |     | Scoring |  |
|---------|------|-------|---------|-------------|------|---------|------|----------|------|----------|-----|-----|-----|-------|-----|----|-----|-----|-----|---------|--|
| SEASON  | TEAM | GP-GS | MIN/AVG | FG-FGA      | FG%  | 3FG-FGA | 3FG% | FT-FTA   | FT%  | OFF      | DEF | TOT | AVG | PF-FO | AST | TO | BLK | STL | PTS | AVG     |  |
| 2018-19 | Clem | 20-0  | 72/3.6  | 2-6         | .333 | 0-0     | .000 | 3-5      | .600 | 5        | 11  | 16  | 0.8 | 18-0  | 1   | 3  | 5   | 2   | 7   | 0.4     |  |
| 2019-20 | Clem | 9-0   | 76/8.5  | 9-15        | .600 | 0-0     | .000 | 1-3      | .333 | 6        | 8   | 14  | 1.6 | 19-1  | 1   | 11 | 5   | 3   | 19  | 2.1     |  |
| TOTAL   |      | 29-0  | 148/5.1 | 11-21       | .524 | 0-0     | .000 | 4-8      | .500 | 11       | 19  | 30  | 1.0 | 37-1  | 2   | 14 | 10  | 5   | 26  | 0.9     |  |

**Single Game Highs**

| Statistic   | Value |   |
|-------------|-------|---|
| Points      | 10    | vs Alabama A&M 11/21/19   |
| Rebounds    | 5     | vs Alabama A&M 11/21/19   |
| Assists     | 1     | vs Lipscomb 12/30/18, vs Presbyterian 11/07/19                        |
| Steals      | 2     | vs Alabama A&M 11/21/19   |
| Blocks      | 4     | vs Alabama A&M 11/21/19   |
| FG Made     | 5     | vs Alabama A&M 11/21/19   |
| FG Attempts | 6     | vs Alabama A&M 11/21/19   |
| FT Made     | 2     | vs Mississippi St. 12/08/18   |
| FT Attempts | 2     | vs Wake Forest 02/03/19, vs Mississippi St. 12/08/18, vs TCU 11/24/19 |

**MACK, Tevin**

|                |      |       |           | Field Goals |      | 3-Point |      | F-Throws |      | Rebounds |     |     |     |       |     |    |     |     |     | Scoring |  |
|----------------|------|-------|-----------|-------------|------|---------|------|----------|------|----------|-----|-----|-----|-------|-----|----|-----|-----|-----|---------|--|
| SEASON         | TEAM | GP-GS | MIN/AVG   | FG-FGA      | FG%  | 3FG-FGA | 3FG% | FT-FTA   | FT%  | OFF      | DEF | TOT | AVG | PF-FO | AST | TO | BLK | STL | PTS | AVG     |  |
| 2015-16        | UT   | 33-0  | 439/13.3  | 51-176      | .290 | 34-114  | .298 | 32-50    | .640 | 19       | 47  | 66  | 2.0 | 42-0  | 11  | 18 | 9   | 8   | 168 | 5.1     |  |
| 2016-17        | UT   | 15-10 | 470/31.3  | 79-172      | .459 | 34-87   | .391 | 30-51    | .588 | 21       | 51  | 72  | 4.8 | 24-0  | 12  | 21 | 8   | 7   | 222 | 14.8    |  |
| 2018-19        | Bama | 34-24 | 699/20.6  | 115-276     | .417 | 48-144  | .333 | 28-50    | .560 | 30       | 83  | 113 | 3.3 | 56-0  | 28  | 48 | 16  | 11  | 306 | 9.0     |  |
| 2019-20        | Clem | 9-9   | 260/28.8  | 47-92       | .511 | 20-48   | .417 | 10-18    | .556 | 7        | 37  | 44  | 4.9 | 18-1  | 12  | 12 | 3   | 14  | 124 | 13.8    |  |
| TOTAL FOR Clem |      | 9-9   | 260/28.8  | 47-92       | .511 | 20-48   | .417 | 10-18    | .556 | 7        | 37  | 44  | 4.9 | 18-1  | 12  | 12 | 3   | 14  | 124 | 13.8    |  |
| TOTAL          |      | 91-43 | 1868/20.5 | 292-716     | .408 | 136-393 | .346 | 100-169  | .592 | 77       | 218 | 295 | 3.2 | 140-1 | 63  | 99 | 36  | 40  | 820 | 9.0     |  |

**Single Game Highs**

| Statistic    | Value |   |
|--------------|-------|---|
| Points       | 27    | vs Oklahoma St. 01/04/17                      |
| Rebounds     | 12    | vs Arkansas 12/17/16                          |
| Assists      | 2     | 16 times                                      |
| Steals       | 5     | vs Colgate 11/10/19                           |
| Blocks       | 3     | vs Mississippi St. 01/29/19                   |
| FG Made      | 10    | vs Georgia 02/06/19, vs Oklahoma St. 01/04/17 |
| FG Attempts  | 17    | vs Oklahoma St. 01/04/17                      |
| 3FG Made     | 6     | vs Kentucky 01/05/19                          |
| 3FG Attempts | 12    | at Iowa St. 02/13/16                          |
| FT Made      | 6     | vs Long Beach St. 12/10/16                    |
| FT Attempts  | 10    | vs Northwestern 11/21/16                      |



**2019-20 Clemson Men's Basketball  
Individual Career Summaries  
All games**

Page 6/9  
as of Dec 14, 2019

**MCBRIDE, O'neil**

|         |      |       |         | Field Goals |       | 3-Point |      | F-Throws |      | Rebounds |     |     |     |       |     |    |     |     | Scoring |     |
|---------|------|-------|---------|-------------|-------|---------|------|----------|------|----------|-----|-----|-----|-------|-----|----|-----|-----|---------|-----|
| SEASON  | TEAM | GP-GS | MIN/AVG | FG-FGA      | FG%   | 3FG-FGA | 3FG% | FT-FTA   | FT%  | OFF      | DEF | TOT | AVG | PF-FO | AST | TO | BLK | STL | PTS     | AVG |
| 2019-20 | Clem | 4-0   | 10/2.6  | 1-1         | 1.000 | 0-0     | .000 | 0-2      | .000 | 3        | 1   | 4   | 1.0 | 0-0   | 1   | 1  | 0   | 0   | 2       | 0.5 |
| TOTAL   |      | 4-0   | 10/2.6  | 1-1         | 1.000 | 0-0     | .000 | 0-2      | .000 | 3        | 1   | 4   | 1.0 | 0-0   | 1   | 1  | 0   | 0   | 2       | 0.5 |

**Single Game Highs**

| Statistic   | Value |                         |
|-------------|-------|-------------------------|
| Points      | 2     | at Minnesota 12/02/19   |
| Rebounds    | 1     | 4 times                 |
| Assists     | 1     | at Minnesota 12/02/19   |
| FG Made     | 1     | at Minnesota 12/02/19   |
| FG Attempts | 1     | at Minnesota 12/02/19   |
| FT Attempts | 2     | vs Alabama A&M 11/21/19 |

**MOORE, Khavon**

|                |      |       |          | Field Goals |      | 3-Point |      | F-Throws |      | Rebounds |     |     |     |       |     |    |     |     |     | Scoring |  |
|----------------|------|-------|----------|-------------|------|---------|------|----------|------|----------|-----|-----|-----|-------|-----|----|-----|-----|-----|---------|--|
| SEASON         | TEAM | GP-GS | MIN/AVG  | FG-FGA      | FG%  | 3FG-FGA | 3FG% | FT-FTA   | FT%  | OFF      | DEF | TOT | AVG | PF-FO | AST | TO | BLK | STL | PTS | AVG     |  |
| 2018-19        | TTU  | 1-0   | 2/2.0    | 0-0         | .000 | 0-0     | .000 | 0-0      | .000 | 0        | 0   | 0   | 0.0 | 0-0   | 0   | 0  | 0   | 0   | 0   | 0.0     |  |
| 2019-20        | Clem | 9-4   | 143/15.8 | 13-35       | .371 | 2-6     | .333 | 1-2      | .500 | 10       | 19  | 29  | 3.2 | 14-0  | 9   | 9  | 2   | 8   | 29  | 3.2     |  |
| TOTAL FOR Clem |      | 9-4   | 143/15.8 | 13-35       | .371 | 2-6     | .333 | 1-2      | .500 | 10       | 19  | 29  | 3.2 | 14-0  | 9   | 9  | 2   | 8   | 29  | 3.2     |  |
| TOTAL          |      | 10-4  | 145/14.5 | 13-35       | .371 | 2-6     | .333 | 1-2      | .500 | 10       | 19  | 29  | 2.9 | 14-0  | 9   | 9  | 2   | 8   | 29  | 2.9     |  |

**Single Game Highs**

| Statistic    | Value |   |
|--------------|-------|---|
| Points       | 10    | at Minnesota 12/02/19                               |
| Rebounds     | 7     | vs Detroit Mercy 11/17/19                           |
| Assists      | 3     | vs Alabama A&M 11/21/19                             |
| Steals       | 2     | vs Presbyterian 11/07/19, vs Colorado 11/26/19      |
| Blocks       | 1     | vs Virginia Tech 11/05/19, vs Presbyterian 11/07/19 |
| FG Made      | 5     | at Minnesota 12/02/19                               |
| FG Attempts  | 9     | at Minnesota 12/02/19                               |
| 3FG Made     | 1     | vs Alabama A&M 11/21/19, vs Colorado 11/26/19       |
| 3FG Attempts | 2     | vs Alabama A&M 11/21/19, at Florida St. 12/08/19    |
| FT Made      | 1     | vs Detroit Mercy 11/17/19                           |
| FT Attempts  | 2     | vs Detroit Mercy 11/17/19                           |



**2019-20 Clemson Men's Basketball  
Individual Career Summaries  
All games**

Page 7/9  
as of Dec 14, 2019

**NEWMAN III, John**

|         |      |       |          | Field Goals |      | 3-Point |      | F-Throws |      | Rebounds |     |     |     |       |     |    |     |     |     | Scoring |  |
|---------|------|-------|----------|-------------|------|---------|------|----------|------|----------|-----|-----|-----|-------|-----|----|-----|-----|-----|---------|--|
| SEASON  | TEAM | GP-GS | MIN/AVG  | FG-FGA      | FG%  | 3FG-FGA | 3FG% | FT-FTA   | FT%  | OFF      | DEF | TOT | AVG | PF-FO | AST | TO | BLK | STL | PTS | AVG     |  |
| 2018-19 | Clem | 34-1  | 409/12.0 | 28-73       | .384 | 9-28    | .321 | 6-11     | .545 | 15       | 45  | 60  | 1.8 | 31-0  | 15  | 19 | 5   | 12  | 71  | 2.1     |  |
| 2019-20 | Clem | 9-9   | 272/30.2 | 32-71       | .451 | 10-28   | .357 | 18-21    | .857 | 7        | 21  | 28  | 3.1 | 17-1  | 18  | 14 | 3   | 6   | 92  | 10.2    |  |
| TOTAL   |      | 43-10 | 681/15.8 | 60-144      | .417 | 19-56   | .339 | 24-32    | .750 | 22       | 66  | 88  | 2.0 | 48-1  | 33  | 33 | 8   | 18  | 163 | 3.8     |  |

**Single Game Highs**

| Statistic    | Value |   |
|--------------|-------|---|
| Points       | 16    | vs Presbyterian 11/07/19, vs Colorado 11/26/19      |
| Rebounds     | 7     | vs Colgate 11/10/19                                 |
| Assists      | 4     | vs Alabama A&M 11/21/19                             |
| Steals       | 3     | vs Colgate 11/10/19                                 |
| Blocks       | 2     | vs Wright St. 03/19/19                              |
| FG Made      | 6     | vs Presbyterian 11/07/19                            |
| FG Attempts  | 12    | vs Colgate 11/10/19                                 |
| 3FG Made     | 3     | vs Presbyterian 11/07/19                            |
| 3FG Attempts | 5     | vs Presbyterian 11/07/19, vs Detroit Mercy 11/17/19 |
| FT Made      | 6     | vs Colorado 11/26/19                                |
| FT Attempts  | 6     | vs Colorado 11/26/19                                |

**SCOTT, Curran**

|                |       |       |           | Field Goals |      | 3-Point |      | F-Throws |      | Rebounds |     |     |     |       |     |    |     |     |     | Scoring |  |
|----------------|-------|-------|-----------|-------------|------|---------|------|----------|------|----------|-----|-----|-----|-------|-----|----|-----|-----|-----|---------|--|
| SEASON         | TEAM  | GP-GS | MIN/AVG   | FG-FGA      | FG%  | 3FG-FGA | 3FG% | FT-FTA   | FT%  | OFF      | DEF | TOT | AVG | PF-FO | AST | TO | BLK | STL | PTS | AVG     |  |
| 2017-18        | Tulsa | 31-8  | 461/14.9  | 53-133      | .398 | 18-51   | .353 | 58-69    | .841 | 17       | 49  | 66  | 2.1 | 37-1  | 21  | 35 | 1   | 10  | 182 | 5.9     |  |
| 2018-19        | Tulsa | 32-26 | 790/24.7  | 90-221      | .407 | 41-104  | .394 | 65-85    | .765 | 12       | 67  | 79  | 2.5 | 44-0  | 35  | 40 | 0   | 9   | 286 | 8.9     |  |
| 2019-20        | Clem  | 9-1   | 186/20.7  | 20-47       | .426 | 7-21    | .333 | 14-18    | .778 | 1        | 17  | 18  | 2.0 | 11-0  | 13  | 10 | 0   | 6   | 61  | 6.8     |  |
| TOTAL FOR Clem |       | 9-1   | 186/20.7  | 20-47       | .426 | 7-21    | .333 | 14-18    | .778 | 1        | 17  | 18  | 2.0 | 11-0  | 13  | 10 | 0   | 6   | 61  | 6.8     |  |
| TOTAL          |       | 72-35 | 1437/20.0 | 163-401     | .406 | 66-176  | .375 | 137-172  | .797 | 30       | 133 | 163 | 2.3 | 92-1  | 69  | 85 | 1   | 25  | 529 | 7.3     |  |

**Single Game Highs**

| Statistic    | Value |   |
|--------------|-------|---|
| Points       | 23    | vs East Carolina 03/03/19                       |
| Rebounds     | 7     | vs Alcorn 11/06/18, vs Temple 03/04/18          |
| Assists      | 4     | vs East Carolina 03/03/19, at Tulane 02/14/19   |
| Steals       | 3     | vs South Fla. 02/18/18, vs Alabama A&M 11/21/19 |
| Blocks       | 1     | vs Illinois St. 11/19/17                        |
| FG Made      | 8     | vs East Carolina 03/03/19                       |
| FG Attempts  | 14    | at Memphis 03/09/19                             |
| 3FG Made     | 4     | vs Tulane 02/28/19                              |
| 3FG Attempts | 7     | vs Tulane 02/28/19, vs Presbyterian 11/07/19    |
| FT Made      | 8     | vs Memphis 01/30/19, at Tulane 12/31/17         |
| FT Attempts  | 9     | vs Memphis 01/30/19, at Tulane 12/31/17         |





**2019-20 Clemson Men's Basketball  
Individual Career Summaries  
All games**

Page 8/9  
as of Dec 14, 2019

**SIMMS, Aamir**

|              |      |              |                  | Field Goals    |             | 3-Point       |             | F-Throws     |             | Rebounds  |            |            |            |              |           |           |           |           | Scoring    |            |
|--------------|------|--------------|------------------|----------------|-------------|---------------|-------------|--------------|-------------|-----------|------------|------------|------------|--------------|-----------|-----------|-----------|-----------|------------|------------|
| SEASON       | TEAM | GP-GS        | MIN/AVG          | FG-FGA         | FG%         | 3FG-FGA       | 3FG%        | FT-FTA       | FT%         | OFF       | DEF        | TOT        | AVG        | PF-FO        | AST       | TO        | BLK       | STL       | PTS        | AVG        |
| 2017-18      | Clem | 34-12        | 524/15.4         | 53-112         | .473        | 14-43         | .326        | 15-26        | .577        | 26        | 82         | 108        | 3.2        | 45-0         | 21        | 20        | 29        | 8         | 135        | 4.0        |
| 2018-19      | Clem | 34-34        | 906/26.7         | 105-238        | .441        | 40-121        | .331        | 24-32        | .750        | 50        | 107        | 157        | 4.6        | 82-2         | 34        | 45        | 25        | 21        | 274        | 8.1        |
| 2019-20      | Clem | 9-9          | 267/29.7         | 35-89          | .393        | 6-25          | .240        | 26-35        | .743        | 19        | 53         | 72         | 8.0        | 20-0         | 21        | 11        | 5         | 10        | 102        | 11.3       |
| <b>TOTAL</b> |      | <b>77-55</b> | <b>1697/22.0</b> | <b>193-439</b> | <b>.440</b> | <b>60-189</b> | <b>.317</b> | <b>65-93</b> | <b>.699</b> | <b>95</b> | <b>242</b> | <b>337</b> | <b>4.4</b> | <b>147-2</b> | <b>76</b> | <b>76</b> | <b>59</b> | <b>39</b> | <b>511</b> | <b>6.6</b> |

**Single Game Highs**

| Statistic    | Value |   |
|--------------|-------|---|
| Points       | 23    | vs Mississippi St. 12/08/18, vs Colorado 11/26/19 |
| Rebounds     | 15    | vs Virginia Tech 11/05/19                         |
| Assists      | 7     | vs TCU 11/24/19                                   |
| Steals       | 3     | at NC State 01/26/19, vs Detroit Mercy 11/17/19   |
| Blocks       | 4     | vs UNC Asheville 12/03/17                         |
| FG Made      | 9     | vs Mississippi St. 12/08/18                       |
| FG Attempts  | 15    | vs Mississippi St. 12/08/18, vs TCU 11/24/19      |
| 3FG Made     | 4     | vs Mississippi St. 12/08/18                       |
| 3FG Attempts | 9     | vs Mississippi St. 12/08/18                       |
| FT Made      | 7     | vs Colorado 11/26/19                              |
| FT Attempts  | 9     | vs Colorado 11/26/19                              |

**TRAPP, Clyde**

|              |      |             |                  | Field Goals   |             | 3-Point       |             | F-Throws     |             | Rebounds  |            |            |            |             |           |           |           |           | Scoring    |            |
|--------------|------|-------------|------------------|---------------|-------------|---------------|-------------|--------------|-------------|-----------|------------|------------|------------|-------------|-----------|-----------|-----------|-----------|------------|------------|
| SEASON       | TEAM | GP-GS       | MIN/AVG          | FG-FGA        | FG%         | 3FG-FGA       | 3FG%        | FT-FTA       | FT%         | OFF       | DEF        | TOT        | AVG        | PF-FO       | AST       | TO        | BLK       | STL       | PTS        | AVG        |
| 2017-18      | Clem | 29-0        | 225/7.8          | 16-41         | .390        | 7-21          | .333        | 14-19        | .737        | 1         | 18         | 19         | 0.7        | 25-0        | 17        | 15        | 2         | 2         | 53         | 1.8        |
| 2018-19      | Clem | 34-7        | 818/24.1         | 69-173        | .399        | 26-85         | .306        | 40-62        | .645        | 15        | 99         | 114        | 3.4        | 73-1        | 54        | 58        | 8         | 28        | 204        | 6.0        |
| <b>TOTAL</b> |      | <b>63-7</b> | <b>1043/16.6</b> | <b>85-214</b> | <b>.397</b> | <b>33-106</b> | <b>.311</b> | <b>54-81</b> | <b>.667</b> | <b>16</b> | <b>117</b> | <b>133</b> | <b>2.1</b> | <b>98-1</b> | <b>71</b> | <b>73</b> | <b>10</b> | <b>30</b> | <b>257</b> | <b>4.1</b> |

**Single Game Highs**

| Statistic    | Value |  |
|--------------|-------|--|
| Points       | 16    | vs Pittsburgh 01/29/19   |
| Rebounds     | 7     | vs Saint Peter's 12/04/18, vs NC State 03/13/19                        |
| Assists      | 3     | 9 times  |
| Steals       | 3     | vs The Citadel 11/06/18, vs Charleston So. 12/18/18                    |
| Blocks       | 2     | at Virginia 01/23/18   |
| FG Made      | 5     | vs Lipscomb 12/30/18   |
| FG Attempts  | 11    | vs Radford 12/15/18  |
| 3FG Made     | 4     | vs Pittsburgh 01/29/19   |
| 3FG Attempts | 7     | vs Pittsburgh 01/29/19, vs Radford 12/15/18                            |
| FT Made      | 4     | 5 times  |
| FT Attempts  | 6     | vs Akron 11/19/18, vs Pittsburgh 01/29/19, vs Mississippi St. 12/08/18 |



**2019-20 Clemson Men's Basketball  
Individual Career Summaries  
All games**

Page 9/9  
as of Dec 14, 2019

**TYSON, Hunter**

|              |      |             |                | Field Goals   |             | 3-Point      |             | F-Throws     |             | Rebounds  |           |           |            |             |           |          |           |          | Scoring    |            |
|--------------|------|-------------|----------------|---------------|-------------|--------------|-------------|--------------|-------------|-----------|-----------|-----------|------------|-------------|-----------|----------|-----------|----------|------------|------------|
| SEASON       | TEAM | GP-GS       | MIN/AVG        | FG-FGA        | FG%         | 3FG-FGA      | 3FG%        | FT-FTA       | FT%         | OFF       | DEF       | TOT       | AVG        | PF-FO       | AST       | TO       | BLK       | STL      | PTS        | AVG        |
| 2018-19      | Clem | 31-0        | 258/8.3        | 16-63         | .254        | 11-47        | .234        | 6-9          | .667        | 6         | 26        | 32        | 1.0        | 18-0        | 12        | 6        | 8         | 2        | 49         | 1.6        |
| 2019-20      | Clem | 9-0         | 135/15.0       | 19-50         | .380        | 12-39        | .308        | 10-15        | .667        | 7         | 27        | 34        | 3.8        | 5-0         | 4         | 2        | 2         | 7        | 60         | 6.7        |
| <b>TOTAL</b> |      | <b>40-0</b> | <b>392/9.8</b> | <b>35-113</b> | <b>.310</b> | <b>23-86</b> | <b>.267</b> | <b>16-24</b> | <b>.667</b> | <b>13</b> | <b>53</b> | <b>66</b> | <b>1.7</b> | <b>23-0</b> | <b>16</b> | <b>8</b> | <b>10</b> | <b>9</b> | <b>109</b> | <b>2.7</b> |

**Single Game Highs**

| Statistic    | Value |  |
|--------------|-------|--|
| Points       | 20    | vs Detroit Mercy 11/17/19                      |
| Rebounds     | 9     | vs Alabama A&M 11/21/19                        |
| Assists      | 3     | vs The Citadel 11/06/18                        |
| Steals       | 2     | vs Colgate 11/10/19                            |
| Blocks       | 2     | vs Charleston So. 12/18/18                     |
| FG Made      | 7     | vs Detroit Mercy 11/17/19                      |
| FG Attempts  | 13    | vs Detroit Mercy 11/17/19                      |
| 3FG Made     | 5     | vs Detroit Mercy 11/17/19                      |
| 3FG Attempts | 10    | vs Detroit Mercy 11/17/19                      |
| FT Made      | 4     | vs The Citadel 11/06/18, at Minnesota 12/02/19 |
| FT Attempts  | 6     | vs The Citadel 11/06/18                        |