

NAVY

WOMEN'S BASKETBALL

4 PL REGULAR SEASON TITLES

1998 (co), 2011 (co), 2013 (co), 2014

3 PL TOURNAMENT TITLES

2011, 2012, 2013

4 PL REGULAR SEASON CHAMPIONSHIPS · 3 PL TOURNAMENT TITLES

2019-20 SEASON

| | |
|-----------------|-----|
| Overall: | 1-0 |
| Home: | 1-0 |
| Away: | 0-0 |
| Patriot League: | 0-0 |



Saturday, November 9, 2019 · 1:00 PM

Navy (1-0, 0-0 Patriot League)
at Clemson (1-0, 0-0 ACC)



Littlejohn Coliseum ~ Clemson, S.C.

| Date | Opponent | Time/Results | Online/TV |
|------|----------|--------------|-----------|
|------|----------|--------------|-----------|

NOVEMBER

| | | | |
|---------|-------------------|-----------|-------|
| Tue. 5 | Stevenson | W, 70-34 | PLN |
| Sat. 9 | at Clemson | 1 p.m. | ACCN+ |
| Sat. 11 | at North Carolina | 7 p.m. | ACCN |
| Fri. 22 | at Vermont | 7 p.m. | |
| Sun. 24 | at Maine | 1 p.m. | |
| Wed. 27 | Air Force | 5 p.m. | PLN |
| Sat. 30 | Kennesaw State # | 3:15 p.m. | PLN |

DECEMBER

| | | | |
|---------|-------------------|-----------|-----|
| Sun. 1 | UMBC/La Salle # | 3:15 p.m. | PLN |
| Wed. 4 | at Fairfield | 6 p.m. | |
| Thu. 19 | George Mason | 7 p.m. | PLN |
| Mon. 30 | at Saint Joseph's | 7 p.m. | |

JANUARY

| | | | |
|---------|-----------------|---------|--------|
| Thu. 2 | at Lehigh * | 6 p.m. | PLN |
| Sat. 4 | Holy Cross * | 4 p.m. | PLN |
| Wed. 8 | Bucknell * | 7 p.m. | PLN |
| Sat. 11 | at Colgate * | 2 p.m. | PLN |
| Wed. 15 | Lehigh * | 7 p.m. | PLN |
| Sat. 18 | at Lafayette * | 2 p.m. | PLN |
| Wed. 22 | Boston Univ. * | 7 p.m. | PLN |
| Sat. 25 | Army * | 11 a.m. | CBS SN |
| Wed. 29 | at Holy Cross * | 7 p.m. | PLN |

FEBRUARY

| | | | |
|---------|-------------------|-----------|--------|
| Sat. 1 | Loyola * | 4 p.m. | PLN |
| Sat. 8 | Colgate * | 4 p.m. | PLN |
| Wed. 12 | at Bucknell * | 6 p.m. | PLN |
| Sat. 15 | at Boston Univ. * | 1 p.m. | PLN |
| Wed. 19 | American * | 7 p.m. | PLN |
| Sat. 22 | at Army * | 11 a.m. | CBS SN |
| Wed. 26 | at Loyola * | 5:30 p.m. | PLN |
| Sat. 29 | Lafayette * | 7 p.m. | PLN |

MARCH

| | | | |
|--------|----------------------------|--------|-----|
| Wed. 4 | at American | 7 p.m. | PLN |
| Sat. 7 | Patriot League First Round | TBA | PLN |
| 9-15 | Patriot League Tournament | TBA | PLN |

All times are Eastern * Patriot League Conference
Bold indicates home game PLN - Patriot League Network

MEDIA INFORMATION

Women's Basketball SID: Alex Lumb
Phone Number (W/C): (410) 293-8771 / (845) 863-7577
Email Address: lumb@usna.edu
Mailing Address: Ricketts Hall
566 Brownson Rd.
Annapolis, MD 21402
Twitter @NavyAthletics

Setting the Scene

After rolling to a 34-point win in its season opener on Tuesday over Stevenson University, the Navy women's basketball team will face a stiff task this extended holiday weekend with a pair of road matchups in ACC country versus 2018-19 NCAA Tournament combatants. First up for the Mids will be a Saturday afternoon tilt at Clemson University. Tip-off between the Mids (1-0) and Tigers (1-0) is set for 1 p.m. at Littlejohn Coliseum in Clemson, S.C. Following that initial contest, the Mids will jump on a bus and head north to Chapel Hill, N.C. for a Monday night matchup at the University of North Carolina. That contest is scheduled to tip at 7 p.m. at Carmichael Arena.

Navy versus Clemson / ACC

Saturday's contest between the Mids and Tigers will be the first ever between the two programs ... In the history of Navy women's basketball, the Mids have gone head-to-head with five ACC schools and have a cumulative 0-7 record; in four of those seven games, Navy has lost by 11 or less points ... Most recently, Navy faced off with Virginia Tech in the postseason WNIT Tournament in 2018; on March 16, the Hokies edged the Mids by one point, 56-55 ... The Mids have only played two non-tournament (preseason classics or postseason WNIT) in its history a Nov. 11, 2016 contest at Wake Forest and a Nov. 22, 1980 tilt at Virginia

MATCHUPS BY THE NUMBERS

| (2018-19 STATS) | Navy | Clemson | North Carolina |
|------------------------|--------------|------------------|-----------------|
| Record / League | 10-19 / 5-13 | 20-13 / 9-7 | 18-15 / 8-8 |
| Home / Away / Neut. | 6-8 / 4-11 | 12-5 / 5-6 / 3-2 | 10-4 / 4-7 / 44 |
| Points Per Game | 53.4 | 69.1 | 74.9 |
| Points Allowed | 57.8 | 67.0 | 71.4 |
| FG Percentage | 33.8 % | 42.3 % | 44.2 % |
| 3-PT Percentage | 23.8 % | 35.1 % | 33.4 % |
| FT Percentage | 63.5 % | 66.1 % | 75.1 % |
| Rebounds Per Game | 36.9 | 39.5 | 36.7 |
| Assists/Turnovers p.Gm | 10.7 / 16.8 | 12.9 / 19.7 | 15.5 / 13.3 |

Returning Starting Lineup (2018-19)

| | PPG/RPG/APG | 2018-19 Highlights |
|--------------------------|------------------|--|
| G 1 Kolbi Green | 8.8 / 1.4 / 1.1 | team-hi 47 3PT made; 10+ pts in 9 of Pat. Lg gms |
| G 2 Jennifer Coleman | 13.1 / 8.2 / 2.9 | 6 20-pt gms; 8 double-doubles; top PL fresh. in PT/RBs |
| G Bianca Roach graduated | | |
| F 13 Sophie Gatzounas | 7.9 / 5.2 / 0.8 | 22 pts at Mon.; 5+ rebs in 17 gms; 10+ pts in 5 PL gms |
| F 10 Laurel Jaunich | 4.1 / 3.6 / 1.2 | 8p at Colgate / vs. Bucknell; two gms w/10+ rebounds |

Reserves

| | | |
|--------------------------|-----------------|---|
| G 0 Morgan Taylor | 4.7 / 4.4 / 0.8 | 3 double-doubles; 6 gms w/double-digit points |
| G 55 Mary Kate Ulasewicz | 2.2 / 1.8 / 0.7 | Career-best 12 pts (3-3pt) vs. Laf.; steals in 11 gms |
| G 14 Darryl Langford | 3.0 / 0.4 / 0.2 | season debut at Colo.; 9 pts (3-3pt) in 8 mins vs. Laf. |
| G 22 Cailin Duffy | 1.7 / 0.8 / 0.1 | season-high 20 mins at Lafayette; 7 pts vs. Boston |
| F 21 Jasmine Bishop | 3.5 / 3.0 / 0.7 | 10p/2r/5a at Army; 20+ minutes in 9 PL games |
| F 12 Sierra Swanda | 1.1 / 2.3 / 0.4 | 3+ rebounds in 9 gms; steals in 16 of 23 games |
| F 30 Montana Braxton | 1.4 / 1.4 / 0.1 | 4p/5r in 15m vs. Catholic; all career-highs |
| F 42 Ciera Hertelendy | 2.5 / 2.5 / 0.0 | 5pts vs. both Catholic & Marist; 4 o-rbs vs. Marist |

Newcomers

| | | |
|------------------------|------|-----------------|
| G 4 Mimi Schrader | 5'9 | Plymouth, Minn. |
| G 5 Imani Edmonds | 5'8 | Hopewell, Va. |
| F 23 Maggie Moore | 6'2 | Ruffs Dale, Pa. |
| F 24 Lindsay Llewellyn | 5'10 | North East, Md. |
| G 35 Nyah Garrison | 5'8 | Brookhaven, Pa. |

Last Time Out: Stevenson at Navy, Tuesday, November 5

Navy kicked off its 2019-20 season with well-rounded team performance versus Stevenson University on Tuesday evening at Alumni Hall as the Mids notched a 70-36 victory. Known for their defensive intensity, the Mids came out on Tuesday and displayed how uncomfortable they can make opponents feel as the Mustangs turned the ball over 31 times and were blocked on five other occasions. It wasn't just the defensive side of the ball that was ticking for Navy in its season opener as the team's offense connected on 43.1 percent of its shots and assisted on 18 made baskets.

Kolbi Green, Mary Kate Ulasewicz and Montana Braxton were standouts for the Mids on Tuesday as the trio all showcased different skill sets. Green was the game's high-scorer with 21 points on 9-16 shooting, while Ulasewicz finished with a line of nine assists, six rebounds, four points and three steals. Braxton offered Navy a strong defensive presence with eight rebounds, four steals and one block.

The Mids found success from distance early on as Green and Morgan Taylor sank three-pointers in the opening 3:37 of play on Tuesday. With Navy trailing 7-6, Mimi Schrader made an immediate impact as she checked in at 5:57 and eight seconds later went coast-to-coast for a layup to give the Mids the lead. Taylor's trey and Schrader's layup sparked a larger 13-0 run that helped Navy run out to 16-7 advantage by the end of the first quarter. During that span, Laurel Jaunich netted six points for the hosts. The Mids extended their run out to 15-0 as they went up 18-7 by the 9:04 mark of the second quarter. They would go onto expand that out to a 21-point lead at halftime, 35-14.

In the second half, Navy lead 54-25 after three quarters and eventually 70-36 at the end of regulation.

Navy outshot Stevenson, 43 percent (31-72) to 29 percent (14-19). Conversely, the Mustangs connected on 54 percent (7-13) of their three-point attempts, while the Mids were just 3-16 from distance for a 19 percent clip.

On the glass, Navy out-rebounded Stevenson, 43-35 with a 15-8 advantage in offensive boards. Four different Mids had five or more total rebounds led by Braxton's career-high eight. Jaunich (7), Ulasewicz (6) and Green (5) were also strong on the boards for Navy. Defensively, Navy caused 31 Stevenson turnovers and were credited with 20 steals. The Midshipmen post duo of Braxton and Jaunich were at the forefront of this effort as Braxton had a game-high four steals, in addition to Jaunich's three thefts. Taylor, Ulasewicz and Lindsay Llewellyn also had three steals in the contest. Navy's defense also added five blocks.

Stevenson vs Navy 11/5/19 7:05 PM at Alumni Hall, Annapolis, Md.

Stevenson 36 • 0-0

| | | Total | | | 3-Ptr | | Rebounds | | | | | | | | | | | |
|-------------|--------------------|-------|--------|--------|--------|--------|----------|------|-------|------|-----|-------|-------|-------|-------|----------|--|--|
| ## | Player | | FG-FGA | FG-FGA | FT-FTA | Off | Def | Tot | PF | TP | A | TO | Blk | Stl | Min | | | |
| 31 | Olivia Coleman | f | 5-9 | 0-0 | 0-0 | 2 | 7 | 9 | 1 | 10 | 1 | 1 | 3 | 0 | 23 | | | |
| 01 | Morgan Pennick | g | 1-5 | 1-1 | 1-2 | 0 | 2 | 2 | 2 | 4 | 2 | 4 | 0 | 0 | 29 | | | |
| 02 | Brandi Hall | g | 1-9 | 1-1 | 0-0 | 1 | 2 | 3 | 1 | 3 | 2 | 4 | 0 | 0 | 24 | | | |
| 13 | Hannah Crist | g | 2-6 | 2-3 | 0-0 | 0 | 2 | 2 | 1 | 6 | 2 | 4 | 0 | 2 | 24 | | | |
| 20 | Kellie Johnson | g | 0-1 | 0-0 | 0-0 | 0 | 1 | 1 | 1 | 0 | 0 | 7 | 1 | 1 | 21 | | | |
| 03 | Karleigh Leo | | 3-8 | 3-6 | 0-0 | 0 | 2 | 2 | 1 | 9 | 0 | 1 | 0 | 1 | 16 | | | |
| 04 | Alexa Sanmartin | | 0-1 | 0-1 | 0-0 | 0 | 0 | 0 | 0 | 0 | 1 | 1 | 0 | 0 | 10 | | | |
| 05 | Brittany Whitley | | 0-0 | 0-0 | 0-0 | 3 | 1 | 4 | 0 | 0 | 2 | 1 | 0 | 0 | 11 | | | |
| 11 | Savana Herndon | | 0-1 | 0-0 | 0-2 | 1 | 0 | 1 | 1 | 0 | 0 | 0 | 0 | 0 | 11 | | | |
| 12 | Kirstin Huggins | | 2-8 | 0-0 | 0-0 | 1 | 2 | 3 | 1 | 4 | 2 | 1 | 0 | 0 | 16 | | | |
| 15 | Karla Stonesifer | | 0-0 | 0-0 | 0-0 | 0 | 1 | 1 | 0 | 0 | 0 | 0 | 0 | 0 | 0+ | | | |
| 24 | Laila Abdul-Rahman | | 0-0 | 0-0 | 0-0 | 0 | 0 | 0 | 3 | 0 | 0 | 2 | 0 | 0 | 7 | | | |
| 25 | Brynne Deluzio | | 0-1 | 0-1 | 0-0 | 0 | 2 | 2 | 0 | 0 | 0 | 3 | 0 | 0 | 8 | | | |
| Team | | | | | | 0 | 5 | 5 | | | | 2 | | | | | | |
| Totals | | | 14-49 | 7-13 | 1-4 | 8 | 27 | 35 | 12 | 36 | 12 | 31 | 4 | 4 | 200 | | | |
| 1st - FG %: | | 3-12 | 25.0% | 2nd: | 3-17 | 17.6% | 3rd: | 4-11 | 36.4% | 4th: | 4-9 | 44.4% | Game: | 14-49 | 28.6% | Deadball | | |
| 3FG %: | | 1-2 | 50.0% | | 1-1 | 100.0% | | 3-6 | 50.0% | | 2-4 | 50.0% | | 7-13 | 53.8% | Rebounds | | |
| FT %: | | 0-0 | 0.0% | | 0-0 | 0.0% | | 0-2 | 0.0% | | 1-2 | 50.0% | | 1-4 | 25.0% | 2 | | |

Navy 70 • 1-0

| | | | | Total | | 3-Ptr | | Rebounds | | | | | | | | | | |
|-------------|----------------------|---|--|--------|--------|-----------|-------|-----------|-------|-----------|--------|-------------|----|-------|-----|----------|--|--|
| ## | Player | | | FG-FGA | FG-FGA | FT-FTA | Off | Def | Tot | PF | TP | A | TO | Blk | Stl | Min | | |
| 13 | Gatzounas, Sophie | f | | 4-5 | 0-0 | 0-0 | 0 | 3 | 3 | 2 | 8 | 2 | 1 | 1 | 1 | 18 | | |
| 30 | Braxton, Montana | f | | 2-9 | 0-0 | 0-0 | 3 | 5 | 8 | 1 | 4 | 1 | 3 | 1 | 4 | 29 | | |
| 00 | Taylor, Morgan | g | | 4-9 | 1-3 | 0-0 | 0 | 4 | 4 | 1 | 9 | 1 | 0 | 0 | 3 | 25 | | |
| 01 | Green, Kolbi | g | | 9-16 | 2-6 | 1-3 | 2 | 3 | 5 | 0 | 21 | 2 | 2 | 0 | 2 | 25 | | |
| 55 | Ulasewicz, Mary Kate | g | | 2-6 | 0-2 | 0-0 | 1 | 5 | 6 | 1 | 4 | 9 | 2 | 0 | 3 | 22 | | |
| 04 | Schrader, Mimi | | | 3-7 | 0-2 | 0-0 | 0 | 3 | 3 | 0 | 6 | 1 | 1 | 1 | 1 | 24 | | |
| 10 | Jaunich, Laurel | | | 3-7 | 0-1 | 2-2 | 4 | 3 | 7 | 0 | 8 | 1 | 1 | 0 | 3 | 17 | | |
| 12 | Swanda, Sierra | | | 0-0 | 0-0 | 0-0 | 0 | 0 | 0 | 0 | 0 | 1 | 0 | 0 | 0 | 2 | | |
| 21 | Bishop, Jasmine | | | 2-2 | 0-0 | 0-0 | 1 | 0 | 1 | 0 | 4 | 0 | 1 | 1 | 0 | 11 | | |
| 24 | Llewellyn, Lindsay | | | 2-8 | 0-2 | 2-2 | 1 | 1 | 2 | 4 | 6 | 0 | 2 | 0 | 3 | 21 | | |
| 35 | Garrison, Nyah | | | 0-2 | 0-0 | 0-0 | 0 | 0 | 0 | 1 | 0 | 0 | 0 | 0 | 0 | 3 | | |
| 42 | Hertelendy, Ciera | | | 0-1 | 0-0 | 0-0 | 1 | 0 | 1 | 1 | 0 | 0 | 1 | 1 | 0 | 3 | | |
| Team | | | | | | | 2 | 1 | 3 | | | | | | | | | |
| Totals | | | | 31-72 | 3-16 | 5-7 | 15 | 28 | 43 | 11 | 70 | 18 | 14 | 5 | 20 | 200 | | |
| 1st - FG %: | | | | 6-20 | 30.0% | 2nd: 9-22 | 40.9% | 3rd: 9-15 | 60.0% | 4th: 7-15 | 46.7% | Game: 31-72 | | 43.1% | | Deadball | | |
| 3FG %: | | | | 2-6 | 33.3% | 1-8 | 12.5% | 0-0 | 0.0% | 0-2 | 0.0% | 3-16 | | 18.8% | | Rebounds | | |
| FT %: | | | | 2-2 | 100.0% | 0-0 | 0.0% | 1-3 | 33.3% | 2-2 | 100.0% | 5-7 | | 71.4% | | 1 | | |

Officials: Lorraine Ellison, Colleen Thompson, Sharlene Davis
Technical fouls: Stevenson-None. Navy-None.
Attendance: 231

| Score by periods | 1st | 2nd | 3rd | 4th | Total |
|------------------|-----|-----|-----|-----|-------|
| Stevenson | 7 | 7 | 11 | 11 | 36 |
| Navy | 16 | 19 | 19 | 16 | 70 |

| Points | In | Off | 2nd | Fast | Bench |
|--------|-------|-----|--------|-------|-------|
| STE | Paint | T/O | Chance | Break | |
| NAVY | 10 | 5 | 7 | 2 | 13 |
| | 38 | 28 | 15 | 14 | 24 |

Last FG - STE 4th-02:59, NAVY 4th-00:12.
Largest lead - STE by 4 1st-08:12, NAVY by 35 4th-07:22.
STE led for 03:51. NAVY led for 35:47. Game was tied for 00:05.

Score tied - 0 times.
Lead changed - 3 times.

2019-20 NAVY MIDSHIPMEN ROSTER

Numerical Roster

| No. | Name | Cl. | Pos. | Ht. | Hometown/High School |
|-----|---------------------|-----|------|------|---|
| 0 | Morgan Taylor | Sr. | G | 5-7 | Evans, Ga./Greenbrier |
| 1 | Kolbi Green | So. | G | 5-4 | Baltimore, Md./McDonogh School |
| 2 | Jennifer Coleman | So. | G | 5-9 | Richmond, Va./Highland Springs |
| 4 | Mimi Schrader | Fr. | G | 5-9 | Plymouth, Minn./Wayzata |
| 5 | Imani Edmonds | Fr. | G | 5-8 | Hopewell, Va./Hopewell |
| 10 | Laurel Jaunich | Sr. | F | 6-0 | Charlotte, Vt./Champlain Valley Union |
| 12 | Sierra Swanda | Jr. | F | 5-10 | Jacksonville, Fla./Potter's House Christian Academy |
| 13 | Sophie Gatzounas | Jr. | G | 5-9 | South Hadley, Mass./South Hadley |
| 14 | Darryl Langford | So. | G | 5-10 | Fayetteville, Ga./Fayette County |
| 21 | Jasmine Bishop | Jr. | G | 5-9 | Twinsburg, Ohio/Twinsburg |
| 22 | Cailin Duffy | So. | G | 5-10 | Westerville, Ohio/Westerville South |
| 23 | Maggie Moore | Fr. | F | 6-2 | Ruffs Dale, Pa./Southmoreland |
| 24 | Lindsay Llewellyn | Fr. | G | 5-10 | North East, Md./The Tome School |
| 30 | Montana Braxton | Sr. | F | 5-10 | Cape Elizabeth, Maine/Cape Elizabeth |
| 35 | Nyah Garrison | Fr. | G | 5-8 | Brookhaven, Pa./Bonner & Prendergast Catholic |
| 42 | Ciera Hertelendy | So. | F | 6-0 | Inwood, W. Va./Martinsburg |
| 55 | Mary Kate Ulasewicz | Sr. | G | 5-5 | Doylestown, Pa./Mount St. Joseph |

Staff

| Position | Name | Alma Mater | Year at Navy |
|-------------------------|----------------------------|-------------------------|--------------|
| Head Coach | Stefanie Pemper | Idaho State '92 | 12th |
| Assistant Coach | Jimmy Colloton | Wittenberg '11 | Sixth |
| Assistant Coach | Ryenn Micaletti | Seton Hill '11 | Fourth |
| Assistant Coach | Katie Rokus | USC Aiken '03 | Fourth |
| Assistant Coach | Kaitlyn Vican | Fordham '11 | Second |
| Faculty Representative | Clementine Fujimura | | |
| Officer Representatives | Lt. Jordan McCullough, USN | LCDR Michael Major, USN | |
| Team Captain | Mary Kate Ulasewicz | | |

Pronunciation Guide

| | |
|---------------------|-------------------------|
| Sophie Gatzounas | gat • zoo • nuss |
| Ciera Hertelendy | hurt • TUH • lend • dee |
| Laurel Jaunich | JOHN • ick |
| Mary Kate Ulasewicz | you • LASS • ah • witz |

| | |
|-----------------|----------------------------|
| Ryenn Micaletti | Ryan mick • ah • LET • tee |
| Katie Rokus | ROW • kuss |
| Kaitlyn Vican | VEYE • can |

MIDSHIPMEN ROSTER BREAKDOWN

CLASS BREAKDOWN

| | |
|----------------|---|
| Seniors (4): | Braxton, Jaunich, Taylor, Ulasewicz |
| Juniors (3): | Bishop, Gatzounas, Swanda |
| Sophomore (5): | Coleman, Duffy, Green, Hertelendy, Langford |
| Freshmen (5): | Edmonds, Garrison, Llewellyn, Moore, Schrader |

POSITIONAL BREAKDOWN

| | |
|---------------------|--|
| Guards (7): | Coleman, Edmonds, Garrison, Green, Schrader, Taylor, Ulasewicz |
| Guard/Forwards (5): | Bishop, Duffy, Gatzounas, Langford, Llewellyn |
| Forwards (5): | Braxton, Hertelendy, Jaunich, Moore, Swanda |

REGIONAL BREAKDOWN

| | |
|-------------------|--|
| Mid-Atlantic (6): | Green (Md.), Hertelendy (W.Va.), Garrison (Pa.) Llewellyn (Md.), Moore (Pa.), Ulasewicz (Pa.) |
| Southeast (5): | Coleman (Va.), Edmonds (Va.), Langford (Ga.), Swanda (Fla.), Taylor (Ga.) |
| New England (3): | Braxton (Maine), Gatzounas (Mass.), Jaunich (Vt.) |
| Midwest (3): | Bishop (Ohio), Duffy (Ohio), Schrader (Minn.) |

2019-20 NAVY QUICK FACTS

General

| | |
|--------------------------|---|
| School | U.S. Naval Academy (Navy) |
| Location | Annapolis, Md. |
| Founded | October 10, 1845 |
| Enrollment | 4,400 |
| Nickname | Midshipmen, Mids |
| Colors | Navy Blue (PMS 281) and Gold (PMS 4525) |
| Superintendent | Vice Adm. Sean S. Buck, USN |
| Commandant of Midshipmen | Capt. Thomas R. Buchanan, USN |
| Director of Athletics | Chet Gladchuk |
| Ticket Office Phone | 1-800-US4-NAVY (874-6289) |
| Program Season | 44th |
| Varsity Season | 43rd |
| Division I Season | 29th |
| Conference | Patriot League |
| Year in Conference | 29th |

Arena

| | |
|---------------------------|----------------|
| Name | Alumni Hall |
| Location | On Campus |
| Capacity | 5,710 |
| Year Opened | 1991-92 |
| W-L Record in Alumni Hall | 252-128 (.662) |
| Overall Home W-L Record | 379-179 (.679) |
| Alumni Hall Press Row | 410-263-3929 |

Basketball Staff

| | |
|-------------------------------|----------------------|
| Head Coach | Stefanie Pemper |
| Alma Mater | Idaho State '92 |
| Year at Navy | 12th |
| Overall / P.L. Record at Navy | 208-141 / 111-67 |
| Career Record | 443-189 (21 Seasons) |
| Assistant Coach | Jimmy Colloton |
| Alma Mater | Wittenberg '11 |
| Year at Navy | Sixth |
| Assistant Coach | Ryenn Micaletti |
| Alma Mater | Seton Hill '11 |
| Year at Navy | Fourth |
| Assistant Coach | Katie Rokus |
| Alma Mater | USC Aiken '03 |
| Year at Navy | Fourth |
| Assistant Coach | Kaitlyn Vican |
| Alma Mater | Fordham '11 |
| Year at Navy | Second |

Support Staff

| | |
|-------------------------------|------------------|
| Administrative Assistant | Carol Alton |
| Athletic Trainer | Gregg Calhoon |
| Equipment Manager | Shari Mangas |
| Strength & Conditioning Coach | Brittany Wolford |

Program History

| | |
|--------------------------------------|---------------------------------------|
| First Season | 1976-77 (junior varsity level) |
| First Varsity Season | 1977-78 |
| 42-Year Program Record | 657-528 (.554) |
| 41-Year Varsity Record | 647-527 (.551) |
| Division II Era | 1977-78 through 1990-91 (14 yrs.) |
| Record | 210-135 (.609) |
| Division I Era | 1991-92 to present (28 yrs.) |
| Record | 437-392 (.527) |
| First Patriot League Season | 1991-92 |
| 27-Year Patriot League Record | 212-192 (.525) |
| Patriot League Tournament Record | 26-25 (.510) |
| Patriot League Regular Season Titles | Four |
| | 1998 (co), 2011 (co), 2013 (co), 2014 |
| Patriot League Tournament Titles | Three |
| | 2011, 2012, 2013 |
| NCAA Tournament Appearances | Three (0-3) |
| | 2011, 2012, 2013 |
| WNIT Appearances | Three (1-3) |
| | 2014, 2017 (2nd round), 2018 |

Team Information

| | |
|--|--------------------|
| 2018-19 Overall Record | 10-19 |
| Home / Away / Neutral | 6-8 / 4-11 / 0-0 |
| 2018-19 P.L. Record | 5-13 (T-8th Place) |
| Home / Away / Neutral | 3-6 / 2-7 / 0-0 |
| 2019 P.L. Tournament Round (W-L) | First Round (0-1) |
| 2018-19 Starters Returning / Lost | 4 / 1 |
| 2018-19 Letterwinners Returning / Lost | 8 / 2 |
| 2018-19 Players Returning / Lost | 12 / 3 |
| New Players | 5 |

Sports Information

| | |
|---|---------------------------------------|
| Assoc. Sports Info Director / WBB Contact | Alex Lumb |
| Office Phone | 410-293-8771 |
| E-Mail | lumb@usna.edu |
| Sports Information Fax | 410-293-8954 |
| Website | www.navysports.com |
| Mailing Address | USNA, Ricketts Hall |
| | 566 Brownson Rd., Annapolis, MD 21402 |

2018-19 Starters

Returning – 4

| Player | Cl. | Pos. | Ht. | Pts. | Reb. | Ast. |
|------------------|-----|------|-----|------|------|------|
| Jennifer Coleman | So. | G | 5-9 | 13.1 | 8.2 | 2.9 |
| Kolbi Green | So. | G | 5-4 | 8.8 | 1.4 | 1.1 |
| Sophie Gatzounas | Jr. | G | 5-9 | 7.9 | 5.2 | 0.8 |
| Laurel Jaunich | Sr. | F | 6-0 | 4.1 | 3.6 | 1.1 |

Lost – 1

| Player | Cl. | Pos. | Ht. | Pts. | Reb. | Ast. |
|--------------|-----|------|-----|------|------|------|
| Bianca Roach | '19 | G | 5-4 | 6.1 | 3.1 | 2.0 |

Additional 2018-19 Letterwinners

Returning – 4

| Player | Cl. | Pos. | Ht. | Pts. | Reb. | Ast. |
|---------------------|-----|------|------|------|------|------|
| Morgan Taylor | Sr. | G | 5-7 | 4.7 | 4.4 | 0.8 |
| Jasmine Bishop | Jr. | F | 5-9 | 3.5 | 3.0 | 0.7 |
| Mary Kate Ulasewicz | Sr. | G | 5-5 | 2.2 | 1.8 | 0.7 |
| Sierra Swanda | Jr. | F | 5-10 | 1.1 | 2.3 | 0.4 |

Lost – 1

| Player | Cl. | Pos. | Ht. | Pts. | Reb. | Ast. |
|----------------|-----|------|-----|------|------|------|
| Cayla Hannibal | '21 | G | 5-7 | 1.8 | 0.6 | 0.6 |

Additional 2018-19 Players

Returning – 4

| Player | Cl. | Pos. | Ht. | Pts. | Reb. | Ast. |
|------------------|-----|------|------|------|------|------|
| Darryl Langford | So. | G | 5-10 | 3.0 | 0.4 | 0.2 |
| Ciera Hertelendy | So. | F | 6-0 | 2.0 | 2.0 | 0.0 |
| Cailin Duffy | So. | G | 5-10 | 1.7 | 0.8 | 0.1 |
| Montana Braxton | Sr. | F | 5-10 | 1.4 | 1.4 | 0.1 |

Lost – 1

| Player | Cl. | Pos. | Ht. | Pts. | Reb. | Ast. |
|---------------|-----|------|-----|------|------|------|
| Grace Sheehan | '21 | C | 6-2 | 0.0 | 0.0 | 0.0 |

New 2019-20 Players – 5

| Player | Cl. | Pos. | Ht. |
|-------------------|-----|------|------|
| Imani Edmonds | Fr. | G | 5-8 |
| Nyah Garrison | Fr. | G | 5-8 |
| Lindsay Llewellyn | Fr. | F | 5-11 |
| Maggie Moore | Fr. | F | 6-2 |
| Mimi Schrader | Fr. | G | 5-9 |

The U.S. Naval Academy

As the undergraduate college of the Naval service, the Naval Academy prepares young men and women to become professional officers in the U.S. Navy and Marine Corps. Naval Academy students are midshipmen on active duty in the U.S. Navy. They attend the academy for four years, graduating with bachelor of science degrees and reserve commissions as ensigns in the Navy or second lieutenants in the Marine Corps. Naval Academy graduates serve at least five years as Navy or Marine Corps officers.

Founded in 1845 by Secretary of the Navy George Bancroft, the Academy started as the Naval School on 10 acres of old Fort Severn in Annapolis with an original class of 55. In 1850 the Naval School became the United States Naval Academy. A new curriculum went into effect requiring midshipmen to study at the Academy for four years and to train aboard ships each summer. Congress authorized the Naval Academy to begin awarding bachelor of science de-

grees in 1933. Today, the Academy offers 25 major fields of study, a wide variety of elective courses and advanced study and research opportunities.

USNA Mission Statement

"To develop midshipmen morally, mentally and physically and to imbue them with the highest ideals of duty, honor and loyalty in order to graduate leaders who are dedicated to a career of naval service and have potential for future deployment in mind and character to assume the highest responsibilities of command, citizenship and government."

Midshipman

The word midshipman first appeared in English in the 17th century in the form of the word midshipman to designate those men who were stationed "amidships," i.e. in the waist or middle portion of the vessel, while on duty. By 1687, however, the second 's' had been dropped to give the current form of the word. Midshipmen were originally boys, sometimes as young as seven or eight, who were apprenticed to sea captains to learn the sailor's trade.

In the early days of the American Navy, midshipmen trained aboard ship until they were eventually commissioned as ensigns. With the founding of the Naval Academy in 1845, it became possible, as it still is, for a midshipman to enter the Navy directly from civilian life.

The name of students at the Naval Academy changed several times between 1870 and 1902, when Congress restored the original title of Midshipman, and it has remained unchanged since.



Stefanie Pemper

Head Coach

12th Season

Idaho State '92; Idaho State '97

2011 and '14 Patriot League Coach of the Year

Stefanie Pemper enters her 12th season as the head coach of the Mids in the fall of 2019. The two-time Patriot League Coach of the Year and the winningest coach in school history, who worked with USA Basketball during the 2014 summer, has generated a turnaround in the program that has made it one of the most successful squads in the league during her tenure. Consider the differences in the fortunes of the program before and after her hiring:

*Before: 18 winning seasons in 31 years, including just six in 17 seasons on the Division I level and one in the prior nine years ... After: Nine winning seasons;

*Before: Four winning seasons in Patriot League regular season games in 17 seasons, including none in the prior nine seasons ... After: Nine winning seasons;

*Before: A Patriot League record of 98-118 (45.4%) in 17 seasons ---- including a 46-76 (37.7%) record in the prior nine seasons ... After: A league record of 106-54 (66.3%);

*Before: Shared the Patriot League regular season title once and placed no lower than in a tie for third place five times ... After: Won the regular season crown outright once and shared it twice while finishing no lower than in a tie for third place eight times;

*Before: A Patriot League Tournament record of 9-17 (34.6%), including a 1-9 record (10%) in the prior nine years ... After: A record of 17-8 (68.0%) in the event;

*Before: Two appearances in the championship game of the Patriot League Tournament ---- none in the prior nine years ---- without winning the title ... After: Three tournament titles and five title game appearances;

*Before: No national post-season tournament appearances ... After: Three trips to the NCAA Tournament and three to the WNIT.

Pemper became Navy's winningest coach when the Mids defeated Monmouth on Nov. 30, 2017, for her 179th win on The Yard. She has compiled an overall record of 207-140 in her 11 years on the Navy sideline, a win total that also ranks fifth in Patriot League history (two shy of fourth place). She won her 200th game as Navy head coach on Dec. 2, 2018 on the road versus Rider. Her 111 Patriot League regular season wins rank fourth in league history and her 17 tournament victories stands third all-time among league coaches.

Additionally, Navy has advanced to the semifinal round of the Patriot League Tournament in nine of her 11 years, the most semifinal appearances in the league during this time (American has made eight semifinal round appearances). The Mids had reached the semifinal round of the event seven times in their first 17 years in the league.

Navy's run of league crowns began with the 2010-11 season. The Mids posted an overall record of 20-12 that year and finished the Patriot League's regular season with a share of the league crown ---- for the first time in 13 years and the second time in school history ---- with a record of 10-4. The Mids entered the 2011 league tournament as the top-seeded team for the first time in Navy's two-decade membership in the league. Navy would make its No. 1 seed hold up as the Mids advanced to the program's first NCAA Tournament in their 20th season of competition on the Division I level. Pemper would be recognized that year as the Patriot League Coach of the Year.

The 2011-12 campaign saw the Mids garner the No. 3 seed in the league tournament with a league mark of 8-6 as part of an overall record of 18-14. After winning a home quarterfinal round, Navy went on the road to knock off No. 2 seed Lehigh in the semifinal round of the tournament. The Mids then topped Holy Cross in the championship game to once again cut down the nets in Alumni Hall.

The 2012-13 saw Navy compile an 11-3 record in league play (21-12 overall) to earn a share of the league's regular season title. The Mids ran their winning streak in the postseason to nine games in a row to become just the second program in league history to win as many as three-consecutive tournament titles.

Navy then set a school record with its overall mark of 24-8 during the 2013-14 season and won the first outright league regular season title in school history with a 15-3 mark against Patriot League foes. Pemper would earn her second Patriot League Coach-of-the-Year nod after the end of the regular season.

The 2016-17 campaign saw Navy tie the school record with 24 wins (24-10), place second in the league during the regular season (14-4) and reach the title game of the league tournament. The 2016-17 squad also became the first in 20 years to defeat Army West Point three times in a single season. The year was capped by the Mids defeating George Washington in the first round of the WNIT to record the program's first national post-season tournament victory as well as the league's second win in the event.

The Mids then bettered the school record for wins in a season with their 25-8 mark during the 2017-18 campaign. Navy placed third in the Patriot League's regular season with a 13-5 record and advanced to the title game of the league tournament for the second year in a row and the fifth time in eight years. The Mids received an at-large berth into the WNIT and fell, 56-55, to a

Virginia Tech team that reached the championship game of the event.

The Mids have represented both Navy and the Patriot League well in each of their six post-season appearances.

In Navy's inaugural NCAA Tournament trip, the No. 14 Mids gave DePaul, the region's No. 3 seed and the ninth-ranked team in the country, a battle in the 2011 edition of the event. Navy held the lead over the Blue Demons in the second half and was within single digits of the eventual Sweet 16-advancing DePaul squad with five minutes left in the game before falling, 56-43. It was the closest game played by a Patriot League team since 1991.

Navy received the No. 15 seed in the 2012 NCAA Tournament and was sent to nearby College Park for a first round game at Maryland. The Mids gave the No. 2 seeded-Terrapins all they wanted as Navy was within seven points of the eventual Elite Eight-bound Maryland squad before losing a 59-44 decision.

In Navy's 2013 trip to March Madness, it became the first Patriot League team to hold a halftime lead in an NCAA Tournament game in over two decades as the No. 15 Mids held the lead over No. 2 seed and seventh-ranked Kentucky for all but two minutes of the first half before taking a 26-25 lead at the break. The Mids were within six points of the Wildcats late in the second half before Kentucky recorded a 61-41 win.

The Mids then went on the road to face Old Dominion in the first round of the 2014 WNIT. Navy trailed the Monarchs by just three points in the game's waning minutes before late free throws gave the home team a 68-60 victory.

The turnaround in fortunes for the program began in Pemper's inaugural season of 2008-09. That year she guided the Mids to a 16-15 overall record and an 8-6 mark in Patriot League play. The 16 wins attained by the team was an improvement of nine wins over the 2007-08 season. The 2008-09 Mids not only ranked as the most improved team in Navy history, the squad also tied for 13th place nationally in terms of the biggest turnarounds in terms of victory totals from the prior season. Navy's league mark also was the best for the Mids since the 1997-98 season, while its tie for third place was its best in a decade.

Her initial campaign was capped off by Navy defeating Bucknell in the quarterfinal round of the Patriot League Tournament. The win was the first for the Mids in the tournament in five years and just the second by Navy in the postseason in a decade.

The success for the squad continued in her second season. The 2009-10 campaign saw Navy compile an overall record of 17-14 along with an 8-6 mark in the league and earn the No. 3 seed in the league tournament. That led to the Mids recording a victory over Colgate in the quarterfinal round of the postseason. Additionally that year, Navy attained its first season sweep of Holy Cross in school history, its first regular season sweep of Bucknell in over a decade and a sweep of Army for the first time in seven years.

Despite entering the 2014-15 season with having only one player who had started a game in their career on the squad and players who had totaled only 90 league games played in their combined careers the Mids posted an overall record of 17-14, tied for fourth place in the league's regular season standings with a mark of 10-8 and reached the semifinal round of the league tournament.

Personal & Coaching History

| | |
|----------------------------------|--|
| Hometown | Huntington Beach, Calif. |
| Education | B.A., Idaho St. '92 (Communications) M. Ed., Idaho St. '97 (P.E./Athletic Admin.) |
| 1992-93 | Alaska-Anchorage (Grad. Asst.) |
| 1993-95 | Idaho St. (Asst. Coach) |
| 1995-98 | Harvard (Asst. Coach) |
| 1998-2008 | Bowdoin (Head Coach) |
| 2008-pres. | Navy (Head Coach) |
| 2004 | NCAA D-III National Coach of the Year |
| 2003, '04 | NCAA D-III District I Coach of the Year |
| 2002, '04, '06 | NESAC Coach of the Year |
| 2011, '14 | Patriot League Coach of the Year |
| 10-Year Record at Bowdoin | 235-48 (.830) |
| 12-Year Record at Navy | 208-141 (.596) |
| 22-Year Overall Record | 443-189 (.701) |

Head Coach Stefanie Pemper

Coaching at Bowdoin

Pemper arrived at Navy after posting a 235-48 record as the head coach of Bowdoin. Her 10-year winning percentage of 83% ranked fourth in NCAA Division III history upon her departure. The team also compiled a New England Small College Athletic Conference regular season record of 65-7 (.903) during her tenure and won at least a share of six conference regular season titles to go along with seven conference tournament crowns.

Pemper's teams were especially dominant at home, winning 76 consecutive games from 2001-07, the fourth-longest home winning streak in NCAA Division III history.

Bowdoin's success was not limited to the conference level under Pemper, who also served as the school's Senior Woman Administrator, as the program qualified for the NCAA Tournament in all but one of her 10 years at the school. The Polar Bears made seven consecutive Sweet 16 appearances from 2001-07 and advanced to the Elite Eight in six-straight years (2002-07).

School history was made by the team during its magical 2003-04 season. Bowdoin compiled a 30-1 record on the year, with its lone loss coming in the NCAA National Championship Game. It was the first national title game appearance for any team in school history. At the conclusion of the season, Pemper was selected as the WBCA NCAA Division III National Coach of the Year. She also was tabbed as the District I Coach of the Year in both 2003 and '04, and was named as the NESCAC Coach of the Year in 2002, '04, and '06.

In addition to her accolades, Pemper's players also regularly were honored on the national level. The laurels included Lora Trenkle (2004) and Eileen Flaherty (2007) garnering First-Team All-America accolades and Flaherty being selected as the WBCA National Player of the Year.

Pemper was inducted into the New England Basketball Hall of Fame in October 2009.

Playing at Idaho State

A native of Huntington Beach, Calif., Pemper is a 1992 graduate of Idaho State. She would earn All-Big Sky Conference laurels during her final two seasons at the school and be inducted into its hall of fame in 2003. She earned a pair of degrees at the school, first a Bachelor of Arts degree in communication (1992) then a Master's of Physical Education/Athletic Administration (1997).

Early Coaching Career

Following graduation and the conclusion of her playing career, Pemper served one season as a graduate assistant at Alaska-Anchorage, before returning to her alma mater to begin a two-year stint as a member of the school's coaching staff. From there, Pemper traveled to the East Coast to join the staff at Harvard.

The Crimson won at least 20 games during each of her three seasons in Cambridge and posted a 39-3 Ivy League record over that time. Harvard won the conference title and advanced to the NCAA Tournament in each of her three years. After losing in the first round of the NCAA Tournament in both 1996 and '97, Harvard became the first No. 16 seed in either the women's or men's national tournament to win a first round game when the Crimson topped the No. 1 seed Stanford Cardinal.

| Pemper's Year-by-Year Coaching Summary | | | | | | |
|---|------------------|-------------------|---------------------|---------------|-----------------|---------------------|
| Season | School | Position | Over. Record | Conf. Record | Place | Post-Season Teams |
| 1992-93 | Alaska-Anchorage | Grad. Asst. Coach | 11-15 | 4-6 | 4th | — |
| 1993-94 | Idaho State | Assistant Coach | 7-19 | 4-10 | 6th | — |
| 1994-95 | Idaho State | Assistant Coach | 4-24 | 3-11 | 7th | — |
| 1995-96 | Harvard | Assistant Coach | 20-7 | 13-1 | 1st | NCAA – First Round |
| 1996-97 | Harvard | Assistant Coach | 20-7 | 14-0 | 1st | NCAA – First Round |
| 1997-98 | Harvard | Assistant Coach | 23-5 | 12-2 | 1st | NCAA – Second Round |
| 1998-99 | Bowdoin | Head Coach | 19-6 | none | n/a | NCAA – Second Round |
| 1999-00 | Bowdoin | Head Coach | 12-11 | none | n/a | — |
| 2000-01 | Bowdoin | Head Coach | 21-8 | 7-2 | T-2nd* | NCAA – Sweet 16 |
| 2001-02 | Bowdoin | Head Coach | 26-2 | 8-1 | 1st* | NCAA – Elite Eight |
| 2002-03 | Bowdoin | Head Coach | 26-3 | 9-0 | 1st* | NCAA – Elite Eight |
| 2003-04 | Bowdoin | Head Coach | 30-1 | 9-0 | 1st* | NCAA – Finalist |
| 2004-05 | Bowdoin | Head Coach | 26-3 | 9-0 | 1st* | NCAA – Elite Eight |
| 2005-06 | Bowdoin | Head Coach | 27-3 | 8-1 | T-1st* | NCAA – Elite Eight |
| 2006-07 | Bowdoin | Head Coach | 29-2 | 9-0 | 1st* | NCAA – Elite Eight |
| 2007-08 | Bowdoin | Head Coach | 19-9 | 6-3 | T-3rd | NCAA – Second Round |
| 2008-09 | Navy | Head Coach | 16-15 | 8-6 | T-3rd | — |
| 2009-10 | Navy | Head Coach | 17-14 | 8-6 | 3rd | — |
| 2010-11 | Navy | Head Coach | 20-12 | 10-4 | T-1st* | NCAA – First Round |
| 2011-12 | Navy | Head Coach | 18-14 | 8-6 | T-3rd* | NCAA – First Round |
| 2012-13 | Navy | Head Coach | 21-12 | 11-3 | T-1st* | NCAA – First Round |
| 2013-14 | Navy | Head Coach | 24-8 | 15-3 | 1st | WNIT – First Round |
| 2014-15 | Navy | Head Coach | 17-14 | 10-8 | T-4th | — |
| 2015-16 | Navy | Head Coach | 15-15 | 9-9 | 6th | — |
| 2016-17 | Navy | Head Coach | 24-10 | 14-4 | 2nd | WNIT – Second Round |
| 2017-18 | Navy | Head Coach | 25-8 | 13-5 | 3rd | WNIT - First Round |
| 2018-19 | Navy | Head Coach | 10-19 | 5-13 | T-8th | — |
| 2019-20 | Navy | Head Coach | 1-0 | — | — | — |
| * — Conference Tournament Champions | | | | | | |
| Notes: | | | | | | |
| • 65-7 (.903) conference record and 20-9 (.689) NCAA Tournament record at Bowdoin. | | | | | | |
| • Left Bowdoin ranked fourth in NCAA D-III history for career winning percentage (.830). | | | | | | |
| • Won six New England Small College Athletic Conference regular season titles and seven NESCAC tournament titles. | | | | | | |
| Changing Course Under Pemper | | | | | | |
| All Games | | | P.L. Regular Season | | P.L. Tournament | |
| Navy W-L vs. | Pre-Pemper W-L | Pemper W-L | Pre-Pemper W-L | Pemper W-L | Pre-Pemper W-L | Pemper W-L |
| American | 12-18 / .400 | 11-15 / .423 | 6-8 / .429 | 10-12 / .455 | 1-2 / .333 | 1-3 / .250 |
| Army | 24-26 / .480 | 13-10 / .565 | 16-18 / .471 | 12-10 / .545 | 3-2 / .600 | 1-0 / .100. |
| Boston U. | 0-0 / .000 | 9-4 / .692 | 0-0 / .000 | 9-3 / .750 | 0-0 / .000 | 0-0 / .000 |
| Bucknell | 15-25 / .375 | 14-14 / .500 | 12-22 / .353 | 9-13 / .409 | 0-3 / .000 | 5-1 / .833 |
| Colgate | 22-15 / .595 | 21-4 / .840 | 20-14 / .588 | 18-4 / .818 | 2-1 / .667 | 3-0 / 100. |
| Holy Cross | 4-36 / .100 | 18-7 / .720 | 4-30 / .118 | 16-6 / .727 | 0-6 / .000 | 2-1 / .667 |
| Lafayette | 32-17 / .653 | 20-5 / .800 | 23-11 / .676 | 18-4 / .818 | 3-0 / 100. | 2-1 / .667 |
| Lehigh | 20-19 / .513 | 13-11 / .542 | 17-17 / .500 | 11-11 / .500 | 0-1 / .000 | 2-0 / 100. |
| Loyola | 10-2 / .833 | 11-8 / .579 | 0-0 / .000 | 8-4 / .667 | 0-0 / .000 | 1-2 / .333 |
| Total | 139-158 / .468 | 130-78 / .625 | 98-120 / .450 | 111-67 / .624 | 9-15 / .375 | 17-8 / .680 |
| Overall (with Fordham's 4 P.L. Seasons) | | | 101-125 / .447 | | 9-17 / .342 | |

Stefanie Pemper in the Navy Record Book

| | | |
|------------------|-----|-----------------------------|
| Wins – All Games | | |
| 1. | 208 | Stefanie Pemper, 2009-pres. |
| 2. | 178 | Dave Smalley, 1978-89 |
| 3. | 141 | Joe Sanchez, 1995-03 |
| 4. | 57 | Tom Marryott, 2004-08 |
| 5. | 32 | Jerry Hutchison, 1990-91 |
| 6. | 31 | Debra Schlegal, 1992-94 |

| | | |
|-----------------------|------|--------------------------|
| Win. Pct. – All Games | | |
| 1. | .667 | Jerry Hutchison, 32-16 |
| 2. | .599 | Dave Smalley, 178-119 |
| 3. | .596 | Stefanie Pemper, 208-141 |
| 4. | .517 | Joe Sanchez, 141-112 |
| 5. | .390 | Tom Marryott, 57-89 |
| 6. | .383 | Debra Schlegal, 31-50 |

| | | |
|-----------------------------|-----|-----------------------------|
| Wins – Patriot League Games | | |
| 1. | 111 | Stefanie Pemper, 2009-pres. |
| 2. | 59 | Joe Sanchez, 1995-03 |
| 3. | 28 | Tom Marryott, 2004-08 |
| 4. | 14 | Debra Schlegal, 1992-94 |

| | | |
|----------------------------------|------|-------------------------|
| Win. Pct. – Patriot League Games | | |
| 1. | .624 | Stefanie Pemper, 111-67 |
| 2. | .518 | Joe Sanchez, 59-55 |
| 3. | .400 | Tom Marryott, 28-42 |
| 4. | .333 | Debra Schlegal, 14-28 |

| | | |
|--|----|-----------------------------|
| Wins – Patriot League Tournament Games | | |
| 1. | 17 | Stefanie Pemper, 2009-pres. |
| 2. | 7 | Joe Sanchez, 1995-03 |
| 3. | 1 | Debra Schlegal, 1992-94 |
| | 1 | Tom Marryott, 2004-08 |

| | | |
|---|------|-----------------------|
| Win. Pct. – Patriot League Tournament Games | | |
| 1. | .680 | Stefanie Pemper, 17-8 |
| 2. | .458 | Joe Sanchez, 7-9 |
| 3. | .250 | Debra Schlegal, 1-3 |
| 4. | .167 | Tom Marryott, 1-5 |

Stefanie Pemper in the Patriot League Record Book

| | | |
|--------------------------------|-----|--------------------------------------|
| Wins – All Games (PL Era Only) | | |
| 1. | 511 | Bill Gibbons, Holy Cross (1991-2019) |
| 2. | 383 | Sue Troyan, Lehigh (1995-pres.) |
| 3. | 248 | Dave Magarity, Army (2007-pres.) |
| 4. | 209 | Kathy Fedorjaka, Bucknell (1998-12) |
| 5. | 208 | Stefanie Pemper, Navy (2009-pres.) |
| 6. | 151 | Aaron Roussell, Bucknell (2013-19) |
| 7. | 141 | Joe Sanchez, Navy (1995-03) |
| 8. | 126 | Pat Fisher, Lafayette (1991-01) |
| 9. | 117 | Megan Gebbia, American (2014-pres.) |
| 10. | 101 | Matt Corkery, American (2009-13) |

| | | |
|-------------------------------------|------|---|
| Win. Pct. – All Games (PL Era Only) | | |
| 1. | .678 | Kevin Morris, Fordham, 40-19, (1994-95) |
| 2. | .677 | Aaron Roussell, Bucknell, 151-72 (2013-19) |
| 3. | .656 | Matt Corkery, American, 101-53 (2009-13) |
| 4. | .645 | Maggie Dixon, Army, 20-11 (2006) |
| 5. | .638 | Chris Wielgus, Fordham, 37-21 (1992-93) |
| 6. | .623 | Dave Magarity, Army, 248-150 (2007-pres.) |
| 7. | .606 | Megan Gebbia, American, 117-76 (2014-pres.) |
| 8. | .596 | Stefanie Pemper, Navy, 208-141 (2009-pres.) |
| 9. | .583 | Bill Gibbons, Holy Cross, 510-365 (1991-2019) |
| 10. | .557 | Joe Sanchez, Navy, 141-112 (1995-03) |

| | | |
|-----------------------------|-----|--------------------------------------|
| Wins – Patriot League Games | | |
| 1. | 273 | Bill Gibbons, Holy Cross (1991-2019) |
| 2. | 190 | Sue Troyan, Lehigh (1996-pres.) |
| 3. | 131 | Dave Magarity, Army (2007-pres.) |
| 4. | 111 | Stefanie Pemper, Navy (2009-pres.) |
| 5. | 108 | Kathy Fedorjaka, Bucknell (1998-12) |
| 6. | 90 | Aaron Roussell, Bucknell (2013-19) |
| 7. | 78 | Megan Gebbia, American (2014-pres.) |
| 8. | 63 | Pat Fisher, Lafayette (1991-01) |
| 9. | 59 | Joe Sanchez, Navy (1995-03) |
| 10. | 54 | Matt Corkery, American (2009-13) |

| | | |
|----------------------------------|------|---|
| Win. Pct. – Patriot League Games | | |
| 1. | .786 | Kevin Morris, Fordham, 22-6 (1994-95) |
| | .786 | Maggie Dixon, Army, 11-3 (2006) |
| 3. | .771 | Matt Corkery, American, 54-16 (2009-13) |
| 4. | .750 | Lou Kern, Fordham, 9-3 (1991) |
| | .750 | Chris Wielgus, Fordham, 21-7 (1992-93) |
| 6. | .738 | Aaron Roussell, Bucknell, 90-32 (2013-19) |
| 7. | .722 | Megan Gebbia, American, 78-30 (2014-pres.) |
| 8. | .671 | Bill Gibbons, Holy Cross, 273-134 (1991-2019) |
| 9. | .636 | Dave Magarity, Army, 131-75 (2007-pres.) |
| 10. | .624 | Stefanie Pemper, Navy, 111-67 (2009-pres.) |

| | | |
|--|----|--------------------------------------|
| Wins – Patriot League Tournament Games | | |
| 1. | 45 | Bill Gibbons, Holy Cross (1991-2019) |
| 2. | 23 | Sue Troyan, Lehigh (1996-pres.) |
| 3. | 17 | Stefanie Pemper, Navy (2009-pres.) |
| 4. | 12 | Kathy Fedorjaka, Bucknell (1998-12) |
| 5. | 11 | Megan Gebbia, American, 2014-pres.) |
| 6. | 10 | Dave Magarity, Army (2007-pres.) |
| 7. | 9 | Pat Fisher, Lafayette (1991-01) |
| | 9 | Aaron Roussell, Bucknell (2013-19) |
| 9. | 7 | Joe Sanchez, Navy (1995-03) |
| 10. | 5 | Four Coaches |

| | | |
|---|-------|--|
| Win. Pct. – Patriot League Tournament Games | | |
| 1. | 1.000 | Maggie Dixon, Army, 3-0 (2006) |
| 2. | .833 | Chris Wielgus, Fordham, 5-1 (1992-93) |
| | .833 | Kevin Morris, Fordham, 5-1 (1994-95) |
| 4. | .733 | Megan Gebbia, American, 11-4 (2014-pres.) |
| 5. | .726 | Bill Gibbons, Holy Cross, 45-17 (1991-pres.) |
| 6. | .680 | Stefanie Pemper, Navy, 17-8 (2009-pres.) |
| 7. | .667 | Beth Combs, Colgate, 4-2 (2003-04) |
| 8. | .643 | Aaron Roussell, Bucknell, 9-5 (2013-19) |
| 9. | .571 | Kristin Hughes, Colgate, 4-3 (2005-07) |
| 10. | .524 | Sue Troyan, Lehigh, 22-20 (1996-pres.) |

Patriot League Teams During the Stefanie Pemper Era (12 Seasons)

| | | |
|------------------|-----|-----------------------|
| Wins – All Games | | |
| 1. | 218 | American |
| 2. | 208 | Navy |
| 3. | 206 | Army |
| 4. | 204 | Lehigh |
| 5. | 188 | Bucknell |
| 6. | 156 | Holy Cross |
| 7. | 103 | Lafayette |
| 8. | 98 | Colgate |
| 9. | 58 | Boston U. (6 seasons) |
| 10. | 53 | Loyola (6 seasons) |

| | | |
|-----------------------|------|-------------------------------|
| Win. Pct. – All Games | | |
| 1. | .630 | American, 218-128 |
| 2. | .613 | Army, 206-130 |
| 3. | .596 | Navy, 208-141 |
| 4. | .594 | Lehigh, 204-139 |
| 5. | .565 | Bucknell, 188-145 |
| 6. | .456 | Holy Cross, 156-186 |
| 7. | .326 | Lafayette, 103-211 |
| 8. | .322 | Boston U., 58-122 (6 seasons) |
| 9. | .293 | Loyola, 53-128 (6 seasons) |
| 10. | .291 | Colgate, 98-236 |

| | | |
|-----------------------------|-----|-----------------------|
| Wins – Patriot League Games | | |
| 1. | 132 | American |
| 2. | 111 | Navy |
| | 111 | Army |
| 4. | 111 | Bucknell |
| 5. | 100 | Lehigh |
| 6. | 87 | Holy Cross |
| 7. | 49 | Colgate |
| 8. | 44 | Lafayette |
| 9. | 39 | Boston U. (6 seasons) |
| 10. | 36 | Loyola (6 seasons) |

| | | |
|----------------------------------|------|------------------------------|
| Win. Pct. – Patriot League Games | | |
| 1. | .742 | American, 132-46 |
| 2. | .624 | Navy, 111-67 |
| | .624 | Army, 111-67 |
| | .624 | Bucknell, 111-67 |
| 5. | .562 | Lehigh, 100-78 |
| 6. | .489 | Holy Cross, 87-91 |
| 7. | .361 | Boston U., 39-69 (6 seasons) |
| 8. | .333 | Loyola, 36-72 (6 seasons) |
| 9. | .275 | Colgate, 49-129 |
| 10. | .247 | Lafayette, 44-134 |

| | | |
|--|----|-----------------------|
| Wins – Patriot League Tournament Games | | |
| 1. | 17 | Navy |
| 2. | 16 | American |
| 3. | 13 | Lehigh |
| 4. | 10 | Army |
| | 10 | Bucknell |
| 6. | 9 | Holy Cross |
| 7. | 6 | Lafayette |
| 8. | 4 | Loyola (6 seasons) |
| 9. | 3 | Colgate |
| 10. | 1 | Boston U. (6 seasons) |

| | | |
|---|------|----------------------------|
| Win. Pct. – Patriot League Tournament Games | | |
| 1. | .680 | Navy, 17-8 |
| 2. | .640 | American, 16-9 |
| 3. | .591 | Lehigh, 13-9 |
| 4. | .526 | Army, 10-9 |
| | .526 | Bucknell, 10-9 |
| 6. | .450 | Holy Cross, 9-11 |
| 7. | .400 | Loyola, 4-6 (6 seasons) |
| 8. | .353 | Lafayette, 6-11 |
| 9. | .214 | Colgate, 3-11 |
| 10. | .143 | Boston U., 1-6 (6 seasons) |

Patriot League: 2019-20 at a Glance

2019-20 Preseason Poll

| | | |
|-----------------------------------|---------------|---------|
| 1. Lehigh (9 1st Place) - 140 pts | '18-19: 21-10 | 12-6 PL |
| 2. Holy Cross (5 1st) - 138 pts | '18-19: 18-13 | 9-9 PL |
| 3. Bucknell (4 1st) - 132 pts | '18-19: 28-6 | 16-2 PL |
| 4. Boston Univ. - 113 pts | '18-19: 15-14 | 11-7 PL |
| 5. American (2 1st) - 103 pts | '18-19: 22-11 | 16-2 PL |
| 6. Colgate - 78 pts | '18-19: 12-17 | 8-10 PL |
| 7. Loyola - 74 pts | '18-19: 7-24 | 5-13 PL |
| 8. Navy - 44 pts | '18-19: 10-19 | 5-13 PL |
| 9. Lafayette - 42 pts | '18-19: 8-23 | 2-16 PL |
| 10. Army - 36 pts | '18-19: 11-19 | 6-12 PL |

Preseason Player of the Year: Lauren Manis, Holy Cross (Sr., F)

Preseason All-League Team

Lauren Manis, Holy Cross - 16.8 PPG / 11.1 RPG

Ellie Mack, Bucknell - 12.8 PPG / 6.5 RPG

Rachel Thompson, Colgate - 12.9 PPG / 7.2 RPG / 3.2 APG

Natalie Kurowski, Lafayette - 15.0 PPG / 11.1 RPG / 2.3 BLK/G

Camryn Buhr, Lehigh - 12.9 PPG / 6.8 RPG

2019-20 Standings

| Team | PL | Pct. | Overall | Pct. |
|--------------|----|------|---------|-------|
| Colgate | | | 1-0 | 1.000 |
| Lehigh | | | 1-0 | 1.000 |
| Navy | | | 1-0 | 1.000 |
| Lafayette | | | 1-1 | .500 |
| American | | | 0-0 | - |
| Holy Cross | | | 0-0 | - |
| Army | | | 0-1 | .000 |
| Boston Univ. | | | 0-1 | .000 |
| Bucknell | | | 0-1 | .000 |
| Loyola | | | 0-1 | .000 |

Tuesday, November 5

Lafayette 61 - FDU 29
William & Mary 77 - Army 65
Navy 70 - Stevenson 36
Colgate 79 - NJIT 52
Virginia 84 - Bucknell 60

Wednesday, November 6

Lehigh 68 - Delaware State 38

Friday, November 8

Marist 89 - Boston U. 75
Notre Dame 84 - Loyola 60
Binghamton 74 - Lafayette 64

Saturday, November 9

Lehigh at Merrimack, 1 PM
Navy at Clemson, 1 PM
Holy Cross at Illinois, 3 PM
Monmouth at Bucknell, 6 PM

Player _____ Rookie

11/11
11/18
11/25
12/2
12/9
12/16
12/23
12/30
1/6
1/13
1/20
1/27
2/3
2/10
2/17
2/24
3/2

NAVY IN THE PATRIOT LEAGUE

| (2018-19 Stats/Averages) | Overall | | PL-Only | |
|--------------------------|------------------|------|----------------|-------|
| Scoring Offense | 53.4 pts | 10th | 50.3 | 10th |
| Scoring Defense | 57.8 pts | 3rd | 58.3 | 5th |
| Scoring Margin | -4.4 pts | 8th | -8.0 pts | 8th |
| FT Percentage | 63.5 % | 9th | 64.3 % | 9th |
| FG Percentage | 33.8 % | 9th | 33.1 % | 10th |
| FG Percentage (Def.) | 39.7 % | 6th | 41.2 % | 9th |
| 3PT Percentage | 23.8 % | 10th | 24.1 % | 10th |
| 3PT Percentage (Def.) | 32.3 % | 8th | 35.7 % | 10th |
| 3PT Made | 4.6 fgm | 10th | 4.7 fgm | 10th |
| Rebounds | 36.9 rbs | 5th | 35.7 rbs | T-5th |
| Rebounds (Against) | 38.4 rbs | 9th | 37.8 rbs | 9th |
| Rebounds Margin | -1.5 rbs | 7th | -2.2 rbs | 8th |
| Offensive Rebounds | 14.3 rbs | 2nd | 12.9 rbs | 2nd |
| Assists | 10.7 asts | 10th | 10.4 asts | 10th |
| Blocked Shots | 2.1 blks | 8th | 2.3 blks | 7th |
| Steals | 10.6 stls | 1st | 9.6 stls | 1st |
| Turnover Margin | +2.66 | 1st | +1.61 | 5th |
| Assist/Turnover Ratio | 0.6 | 9th | 0.6 | 9th |
| Individuals (Top-15) | | | | |
| Scoring | Coleman (13.1) | 5th | Coleman (13.4) | 6th |
| Rebounds | Coleman (8.2) | 6th | Coleman (9.1) | 5th |
| Field Goal Pct. | Gatzounas (45.7) | 10th | --- | --- |
| 3-Pt Made | Green (1.6) | 8th | Green (1.8) | 8th |
| 3-Pt Field Goal Pct. | --- | --- | Coleman (38.9) | 6th |
| Assists | Coleman (2.9) | 11th | Coleman (3.0) | T-9th |
| Steals | Roach (2.0) | 3rd | Roach (2.1) | 3rd |
| | Coleman (1.8) | 4th | Coleman (1.7) | T-4th |
| | Green (1.7) | 5th | Green (1.7) | T-4th |
| Blocked Shots | Jaunich (0.7) | 10th | Jaunich (0.8) | 9th |
| Minutes Played/Gm | --- | --- | Coleman (31.2) | 12th |

Sunday, November 10

American at Ohio, 1 PM
UMass Lowell at Colgate, 2 PM
Loyola at Northwestern, 4:30 PM
Army at Arizona State, 7 PM

Monday, November 11

Navy at North Carolina, 7 PM

Who's Back

Navy brings back a deep and experienced cast of student-athletes for its 2019-20 campaign with 12 players returning ...

-The dynamic backcourt duo of **Jennifer Coleman** and **Kolbi Green** are back after a strong start to their collegiate careers as freshmen in 2018-19 as Coleman led the Mids in points (13.1 ppg), rebounds (8.2 rpg) and assists (2.9 apg) on her way to earning spots on the All-Patriot League Third Team and Patriot League All-Rookie Team. Green was right behind Coleman in the hierarchy of Navy scorers as she averaged 8.8 points a game as a plebe, while knocking down a team-high 47 three-pointers.

-Junior **Sophie Gatzounas** returns to her starting role in Navy's frontcourt as she was valuable to the Mids as both a scorer with 7.9 points per game and on the glass with 5.2 rebounds per game (second-best on the team).

-Seniors **Laurel Jaunich** and **Morgan Taylor** will once again play a role in Navy's inside/out game with Jaunich playing down low and connecting for 42.9 percent of her shots, while corralling 3.6 rebounds per game. Vice versa, Taylor can both spot up from distance or drive to hoop to help the Mids' offensive prospects. In 2018-19, Taylor averaged 4.7 points per game in just under 20 minutes of average playing time.

-**Mary Kate Ulasewicz** was selected by her teammates to serve as the Mids' captain for the 2019-20 season. A constant source of energy for the Mids off the bench in 24 contests, Ulasewicz recorded 17 steals on defense, while shooting 83.3 percent from the foul line.

-Navy returns a trio of upperclass post players with senior **Montana Braxton** and juniors **Jasmine Bishop** and **Sierra Swanda**. Bishop was one of the Mids' top frontcourt options off the bench last season as she played 18.3 minutes per game and netted 3.5 points per appearance. In 23 games, Swanda averaged 2.3 rebounds and 1.0 steals over her 14.2 minutes on the court. Braxton provided the team with depth and leadership, while seeing action in seven contests.

-Though not immediately a part of the starting lineup like their classmates Coleman and Green, Navy's sophomore trio of **Cailin Duffy**, **Darryl Langford** and **Ciera Hertelendy** earned important experience during their first season of collegiate play. Duffy saw the most action as she appeared in 16 contests with an average of 7.8 minutes of game time. Not afraid to shoot from long distance, 24 of Duffy's 38 attempts last season were from three-point range. Langford was a source of instant offense and energy as she knocked down five three-pointers over her five appearances, including three versus Lafayette on Feb. 20. Hertelendy returns to give Navy depth on the post as a sophomore. In five games as a freshman, she grabbed 10 rebounds, while adding 10 points, highlighted by her five-point, five-rebound performance versus a 23-win Marist College team.

Who's New

Under the direction of 12th-year head coach Stefanie Pemper, Navy's coaching staff has put together a talented five-member freshmen class for 2019-20. A diverse group of players, the plebe quintet of **Mimi Schrader**, **Imani Edmonds**, **Maggie Moore**, **Lindsay Llewellyn** and **Nyah Garrison** will provide the team with both reinforcements and new looks both offensively and defensively. Guards Schrader and Edmonds earned All-State playing honors respectively in Minnesota and Virginia, while the Pennsylvania duo of Moore and Garrison were battle-tested in the Pittsburgh and Philadelphia interscholastic circuits. Llewellyn is the most local of the quintet as she's a native of North East, Maryland and the Tome School where she finished her career with over 1,500 points and 700 rebounds.

Defense Wins Games

Struggling to find its shooting touch throughout the 2018-19 season, the Midshipmen have leaned heavily on a stout and pesky brand of defense. Once again the Mids are tops in the Patriot League in steals and rank amongst the NCAA leaders in thefts per game at 10.6.

Navy Steals Per Game / Rankings

| Year | PL – All Gms. | NCAA | PL – PL Gms. |
|----------------|-------------------|-------------|------------------|
| 2014-15 | 9.1 / 1st | 72nd | 8.4 / 2nd |
| 2015-16 | 9.4 / 1st | 48th | 8.2 / 4th |
| 2016-17 | 10.5 / 1st | 25th | 10.1 / 2nd |
| 2017-18 | 10.6 / 1st | 25th | 10.2 / 1st |
| 2018-19 | 10.6 / 1st | 24th | 9.6 / 1st |

Strong Defense Again

Navy once again ranks among the Patriot League and NCAA leaders for scoring defense (all games)

| Year | Def. PPG | PL Rank | NCAA Rank |
|----------------|-------------|------------|-------------|
| 2008-09 | 58.2 | 5th | 63rd |
| 2009-10 | 56.7 | 3rd | 29th |
| 2010-11 | 53.7 | 2nd | 14th |
| 2011-12 | 52.5 | 1st | 10th |
| 2012-13 | 52.0 | 2nd | 12th |
| 2013-14 | 59.0 | 2nd | 27th |
| 2014-15 | 54.3 | 2nd | 14th |
| 2015-16 | 54.9 | 2nd | 20th |
| 2016-17 | 59.5 | 4th | 65th |
| 2017-18 | 54.0 | 1st | 7th |
| 2018-19 | 57.8 | 3rd | 37th |

2018-19 NCAA Scoring Defense Leaders

| | | |
|------------|-------------|--------------------|
| 1. | 50.5 | Drexel |
| 2. | 51.3 | Quinnipiac |
| 3. | 51.6 | James Madison |
| 4. | 51.9 | Green Bay |
| 5. | 52.0 | VCU |
| 6. | 52.9 | Rice |
| 7. | 54.3 | North Carolina A&T |
| 8. | 54.4 | Penn |
| 9. | 54.4 | Fordham |
| 10. | 55.1 | Radford |
| 20. | 56.5 | Lehigh (1st PL) |
| 37. | 57.8 | Navy |

59 Points for Foes

Holding foes to less than 59 points in a game has led to a great deal of success for the Mids in recent years.

| All Games | 2018-19 / 19-20 | Pemper Era |
|--------------------------|-----------------|------------|
| Opp. Score up to 59 Pts. | 9-9 / -- | 165-66 |
| Opp. Score 60+ Pts. | 1-10 / -- | 42-75 |

| P.L. Games | 2018-19 / 19-20 | Pemper Era |
|--------------------------|-----------------|------------|
| Opp. Score up to 59 Pts. | 5-7 / 0-0 | 95-41 |
| Opp. Score 60+ Pts. | 0-6 / 0-0 | 16-26 |

60 Points for Navy

Scoring 60 points in a game has proven to be very successful for the Mids since the arrival of head coach Stefanie Pemper.

| All Games | 2018-19 / 19-20 | Pemper Era |
|---------------------------|-----------------|------------|
| Navy Scores up to 59 Pts. | 4-17 / -- | 59-114 |
| Navy Scores 60+ Pts. | 6-2 / -- | 148-27 |

| P.L. Games | 2018-19 / 19-20 | Pemper Era |
|---------------------------|-----------------|------------|
| Navy Scores up to 59 Pts. | 2-13 / -- | 33-61 |
| Navy Scores 60+ Pts. | 3-0 / -- | 78-6 |

Navy at Home

The Mids look forward to playing in the friendly confines of Alumni Hall as the program has won 11 or more games in the arena in eight of nine seasons since the 2010-11 season ... Beginning that season, the Mids are 108-38 with a program-record 16 wins coming during the 2017-18 campaign

Navy at Alumni Hall (2010/11 - Present)

2019-20: 1-0
2018-19: 6-8
2017-18: 16-1
2016-17: 13-2
2015-16: 11-5
2014-15: 11-5
2013-14: 13-4
2012-13: 14-2
2011-12: 12-5
2010-11: 11-6

Coleman's Freshman Season for the Record Books

Defensive Rebounds in a Season

- #7. 166 - Becky Dowling, 1997-98
166 - Cassie Consedine, 2008-09
166 - Jennifer Coleman, 2018-19
#10. 163 - Connie James, 1989-90

Total Rebounds in a Season

- #7. 253 - Becky Dowling, 1994-95
253 - Jade Geif, 2010-11
#9. 250 - Jade Geif, 2011-12
#10. 249 - Becky Dowling, 1996-97
... **238 - Jennifer Coleman, 2018-19**

Top-Five Freshmen Scorers in Navy History

- #1. 414 - Colleen Cassidy (1978-79, 17.3 PPG)
#2. 398 - Cassie Consedine (2007-08, 13.7 PPG)
#3. 379 - Jennifer Coleman (2018-19, 13.1 PPG)
#4. 374 - Becky Dowling (1994-95, 13.4 PPG)
#5. 324 - Courtney Davidson (2000-01, 11.6 PPG)

Non-Conference Schedule

In preparation for their 18-game Patriot League schedule, the Mids will go up against 11 non-league opponents from seven different conferences during the months of November and December ...

Opponents come from the

ACC: Clemson (0-0 record), UNC (0-0)

America East: Vermont (0-0), Maine (0-0)

Atlantic Sun: Kennesaw State (0-0)

MAAC: Fairfield (0-0)

Atlantic-10: George Mason (0-0), Saint Joseph's (11-18)

Middle Atlantic Con. (D3): Stevenson (1-0)

Mountain West: Air Force (0-0)

(11th team from Navy Classic: UMBC / La Salle)

A Day in the Life (Montana Braxton's Schedule)

Like all players on the Midshipmen roster, athletics is just one part of their day ... Academics and military obligations are always a priority ... Take a look at Montana Braxton, a two-time Patriot League Honor Roll recipient's 15-credit course load as a cyber operations major for the fall semester

EM300: Principles of Propulsion (M, Tx2, W, F)

NL400: Law for the Junior Officer (W, F)

PE462: Martial Arts (TX)

SY401: Cyber Operations I (M, Wx2, F)

SY485B: Free Speech in Cyberspace (T, X)

SY485C: Espionage in Cyber Age (M, W, F)

Games Led Navy / Tied for Navy Lead in ...

Points

| Player | 2016-17 | 2017-18 | 2018-19 | 2019-20 | Career |
|-----------|---------|---------|---------|---------|--------|
| Coleman | --- | --- | 16 | | 16 |
| Gatzounas | --- | 2 | 5 | | 7 |
| Green | --- | --- | 6 | 1 | 7 |
| Jaunich | 1 | 2 | 0 | | 3 |
| Taylor | 1 | 2 | 2 | | 5 |
| Ulasewicz | 0 | 1 | 0 | | 1 |

Rebounds

| Player | 2016-17 | 2017-18 | 2018-19 | 2019-20 | Career |
|-----------|---------|---------|---------|---------|--------|
| Bishop | --- | 0 | 2 | | 2 |
| Braxton | --- | 0 | 0 | 1 | 1 |
| Coleman | --- | --- | 18 | | 18 |
| Gatzounas | --- | 6 | 4 | | 10 |
| Jaunich | 3 | 4 | 3 | | 10 |
| Swanda | --- | 0 | 1 | | 1 |
| Taylor | 0 | 2 | 6 | | 8 |

Assists

| Player | 2016-17 | 2017-18 | 2018-19 | 2019-20 | Career |
|-----------|---------|---------|---------|---------|--------|
| Bishop | --- | 0 | 1 | | 1 |
| Coleman | --- | --- | 19 | | 19 |
| Gatzounas | --- | 1 | 2 | | 3 |
| Green | --- | --- | 2 | | 2 |
| Jaunich | 0 | 1 | 3 | | 4 |
| Swanda | 0 | 0 | 2 | | 2 |
| Taylor | 0 | 1 | 0 | | 1 |
| Ulasewicz | 1 | 0 | 1 | 1 | 3 |

Blocks

| Player | 2016-17 | 2017-18 | 2018-19 | 2019-20 | Career |
|------------|---------|---------|---------|---------|--------|
| Bishop | --- | 2 | 3 | 1 | 6 |
| Braxton | --- | 0 | 0 | 1 | 1 |
| Coleman | --- | --- | 5 | | 5 |
| Gatzounas | --- | 1 | 7 | 1 | 9 |
| Green | --- | --- | 2 | | 2 |
| Hertelendy | --- | --- | 0 | 1 | 1 |
| Jaunich | 7 | 6 | 9 | | 22 |
| Schrader | --- | --- | --- | 1 | 1 |
| Swanda | --- | 2 | 4 | | 6 |
| Taylor | 0 | 1 | 1 | | 2 |
| Ulasewicz | 0 | 0 | 1 | | 1 |

Steals

| Player | 2016-17 | 2017-18 | 2018-19 | 2019-20 | Career |
|-----------|---------|---------|---------|---------|--------|
| Bishop | --- | 2 | 3 | | 5 |
| Braxton | --- | 0 | 0 | 1 | 1 |
| Coleman | --- | --- | 8 | | 8 |
| Gatzounas | --- | 3 | 5 | | 8 |
| Green | --- | --- | 9 | | 9 |
| Taylor | 1 | 4 | 2 | | 7 |
| Ulasewicz | 0 | 0 | 1 | | 1 |

Games with ...

10 or More Points

| Player | 2016-17 | 2017-18 | 2018-19 | 2019-20 | Career |
|-----------|---------|---------|---------|---------|--------|
| Bishop | --- | 1 | 2 | | 3 |
| Coleman | --- | --- | 19 | | 19 |
| Gatzounas | --- | 6 | 13 | | 19 |
| Green | --- | --- | 13 | 1 | 14 |
| Jaunich | 5 | 8 | 0 | | 13 |
| Taylor | 1 | 10 | 6 | | 17 |
| Ulasewicz | 0 | 0 | 1 | | 1 |

20 or More Points

| Player | 2016-17 | 2017-18 | 2018-19 | 2019-20 | Career |
|-----------|---------|---------|---------|---------|--------|
| Coleman | --- | --- | 6 | | 6 |
| Gatzounas | --- | 1 | 1 | | 2 |
| Green | --- | --- | 1 | 1 | 2 |
| Taylor | 0 | 1 | 0 | | 1 |

30 or More Points

| Player | 2016-17 | 2017-18 | 2018-19 | 2019-20 | Career |
|--------|---------|---------|---------|---------|--------|
| N/A | 0 | 0 | 0 | 0 | 0 |

10 or More Rebounds

| Player | 2016-17 | 2017-18 | 2018-19 | 2019-20 | Career |
|-----------|---------|---------|---------|---------|--------|
| Coleman | --- | --- | 9 | | 9 |
| Gatzounas | --- | 4 | 2 | | 6 |
| Jaunich | 0 | 1 | 2 | | 3 |
| Taylor | 0 | 0 | 4 | | 4 |

Double-Doubles (Points-Rebounds)

| Player | 2016-17 | 2017-18 | 2018-19 | 2019-20 | Career |
|-----------|---------|---------|---------|---------|--------|
| Coleman | --- | --- | 8 | | 8 |
| Gatzounas | --- | 2 | 1 | | 3 |
| Jaunich | 0 | 1 | 0 | | 1 |
| Taylor | 0 | 0 | 3 | | 3 |

3 or More 3-Point Field Goals Made

| Player | 2016-17 | 2017-18 | 2018-19 | 2019-20 | Career |
|-----------|---------|---------|---------|---------|--------|
| Coleman | --- | --- | 2 | | 2 |
| Gatzounas | --- | 0 | 1 | | 1 |
| Green | --- | --- | 8 | | 8 |
| Langford | --- | --- | 1 | | 1 |
| Taylor | 0 | 1 | 0 | | 1 |
| Ulasewicz | 0 | 0 | 1 | | 1 |

5 or More Assists

| Player | 2016-17 | 2017-18 | 2018-19 | 2019-20 | Career |
|-----------|---------|---------|---------|---------|--------|
| Bishop | --- | 0 | 1 | | 1 |
| Coleman | --- | --- | 6 | | 6 |
| Jaunich | 0 | 1 | 0 | | 1 |
| Ulasewicz | 1 | 0 | 0 | 1 | 2 |

3 or More Blocks

| Player | 2016-17 | 2017-18 | 2018-19 | 2019-20 | Career |
|---------|---------|---------|---------|---------|--------|
| Bishop | --- | 1 | 0 | | 1 |
| Coleman | --- | --- | 1 | | 1 |
| Jaunich | 0 | 0 | 2 | | 2 |

3 or More Steals

| Player | 2016-17 | 2017-18 | 2018-19 | 2019-20 | Career |
|-----------|---------|---------|---------|---------|--------|
| Bishop | --- | 1 | 1 | | 2 |
| Braxton | --- | 0 | 0 | 1 | 1 |
| Coleman | --- | --- | 7 | | 7 |
| Gatzounas | --- | 1 | 6 | | 7 |
| Green | --- | --- | 7 | | 7 |
| Jaunich | 0 | 0 | 1 | 1 | 2 |
| Llewellyn | --- | --- | --- | 1 | 1 |
| Swanda | --- | 0 | 1 | | 1 |
| Taylor | 1 | 2 | 1 | 1 | 5 |
| Ulasewicz | 0 | 0 | 0 | 1 | 1 |



#0 - MORGAN TAYLOR

5-7 • Senior • Guard • Evans, Ga. • Greenbrier

Taylor's Career Game Highs

Points: 24, St. Bonaventure (11/26/17)
Rebounds: 12, at Monmouth (12/19/18)
Assists: 3, 4x, MR: North Carolina A&T (11/25/18)
Minutes: 35, at Monmouth (12/19/18)

2019-20 Season Game Highs

Points: 9, Stevenson (11/5/19)
Rebounds: 4, Stevenson (11/5/19)
Assists: 1, Stevenson (11/5/19)
Minutes: 25, Stevenson (11/5/19)

2018-19 (Junior)

| Opponent | Date | gs | min | Total | | 3-Pointers | | Free throws | | Rebounds | | | | pf | a | t/o | blk | stl | pts | avg |
|------------------|----------|----|-----|--------|--------|------------|-------|-------------|-------|----------|-----|-----|-----|----|----|-----|-----|-----|-----|------|
| | | | | fg-fga | pct | 3fg-fga | pct | ft-fa | pct | off | def | tot | avg | | | | | | | |
| CATHOLIC | 11/07/18 | | dnp | - | - | - | - | - | - | - | - | - | - | - | - | - | - | - | - | - |
| MARIST | 11/11/18 | * | 25 | 5-15 | .333 | 2-6 | .333 | 1-2 | .500 | 2 | 4 | 6 | 6.0 | 3 | 0 | 1 | 0 | 1 | 13 | 13.0 |
| at Norfolk State | 11/18/18 | * | 7 | 1-5 | .200 | 0-3 | .000 | 0-0 | .000 | 0 | 0 | 0 | 3.0 | 1 | 0 | 1 | 1 | 0 | 2 | 7.5 |
| PENN | 11/24/18 | * | 34 | 4-14 | .286 | 1-6 | .167 | 4-5 | .800 | 5 | 5 | 10 | 5.3 | 3 | 1 | 3 | 0 | 1 | 13 | 9.3 |
| NCAT | 11/25/18 | * | 25 | 3-12 | .250 | 2-5 | .400 | 5-7 | .714 | 4 | 6 | 10 | 6.5 | 3 | 3 | 2 | 0 | 4 | 13 | 10.3 |
| at Rider | 12/02/18 | * | 30 | 4-13 | .308 | 0-2 | .000 | 0-2 | .000 | 6 | 1 | 7 | 6.6 | 2 | 2 | 1 | 0 | 2 | 8 | 9.8 |
| at Air Force | 12/07/18 | * | 22 | 2-6 | .333 | 0-0 | .000 | 2-2 | 1.000 | 0 | 2 | 2 | 5.8 | 3 | 1 | 2 | 0 | 1 | 6 | 9.2 |
| at Colorado | 12/09/18 | * | 20 | 1-8 | .125 | 0-4 | .000 | 0-0 | .000 | 3 | 3 | 6 | 5.9 | 2 | 1 | 6 | 0 | 1 | 2 | 8.1 |
| at Monmouth | 12/19/18 | * | 35 | 4-12 | .333 | 1-4 | .250 | 2-2 | 1.000 | 7 | 5 | 12 | 6.6 | 3 | 1 | 4 | 0 | 1 | 11 | 8.5 |
| SAINT JOSEPH'S | 12/31/18 | * | 17 | 1-3 | .333 | 0-2 | .000 | 2-2 | 1.000 | 2 | 1 | 3 | 6.2 | 2 | 0 | 2 | 0 | 1 | 4 | 8.0 |
| at Loyola | 01/03/19 | * | 33 | 4-11 | .364 | 2-2 | 1.000 | 0-0 | .000 | 1 | 2 | 3 | 5.9 | 2 | 2 | 2 | 0 | 2 | 10 | 8.2 |
| LEHIGH | 01/06/19 | * | 27 | 3-8 | .375 | 0-2 | .000 | 1-2 | .500 | 1 | 4 | 5 | 5.8 | 4 | 1 | 4 | 0 | 2 | 7 | 8.1 |
| AMERICAN | 01/09/19 | * | 31 | 1-6 | .167 | 0-2 | .000 | 0-0 | .000 | 5 | 5 | 10 | 6.2 | 5 | 1 | 1 | 0 | 0 | 2 | 7.6 |
| at Colgate | 01/12/19 | | 7 | 0-2 | .000 | 0-0 | .000 | 0-2 | .000 | 0 | 1 | 1 | 5.8 | 0 | 1 | 0 | 0 | 0 | 0 | 7.0 |
| HOLY CROSS | 01/16/19 | | 16 | 1-4 | .250 | 0-0 | .000 | 0-0 | .000 | 1 | 0 | 1 | 5.4 | 3 | 0 | 1 | 0 | 0 | 2 | 6.6 |
| at Army | 01/19/19 | | 20 | 2-8 | .250 | 2-4 | .500 | 0-0 | .000 | 2 | 2 | 4 | 5.3 | 2 | 1 | 2 | 0 | 0 | 6 | 6.6 |
| at Lafayette | 01/23/19 | | 3 | 0-1 | .000 | 0-1 | .000 | 0-0 | .000 | 0 | 0 | 0 | 5.0 | 0 | 0 | 0 | 0 | 0 | 0 | 6.2 |
| BOSTON | 01/26/19 | * | 24 | 1-6 | .167 | 0-2 | .000 | 1-2 | .500 | 4 | 4 | 8 | 5.2 | 3 | 1 | 2 | 0 | 2 | 3 | 6.0 |
| BUCKNELL | 01/30/19 | | 10 | 0-2 | .000 | 0-1 | .000 | 0-0 | .000 | 0 | 2 | 2 | 5.0 | 2 | 1 | 2 | 0 | 2 | 0 | 5.7 |
| at Lehigh | 02/02/19 | | dnp | - | - | - | - | - | - | - | - | - | - | - | - | - | - | - | - | - |
| COLGATE | 02/09/19 | | 20 | 3-4 | .750 | 0-0 | .000 | 6-8 | .750 | 2 | 2 | 4 | 4.9 | 3 | 1 | 2 | 0 | 2 | 12 | 6.0 |
| at Holy Cross | 02/13/19 | | 21 | 3-9 | .333 | 1-3 | .333 | 0-0 | .000 | 3 | 2 | 5 | 5.0 | 2 | 0 | 2 | 0 | 1 | 7 | 6.1 |
| ARMY | 02/16/19 | * | 30 | 1-5 | .200 | 0-2 | .000 | 0-0 | .000 | 3 | 3 | 6 | 5.0 | 4 | 2 | 4 | 0 | 1 | 2 | 5.9 |
| LAFAYETTE | 02/20/19 | | 8 | 1-2 | .500 | 0-1 | .000 | 0-0 | .000 | 1 | 0 | 1 | 4.8 | 1 | 1 | 0 | 0 | 0 | 2 | 5.7 |
| at BOSTON | 02/23/19 | | 6 | 0-1 | .000 | 0-1 | .000 | 0-0 | .000 | 0 | 0 | 0 | 4.6 | 0 | 0 | 2 | 0 | 0 | 0 | 5.4 |
| at Bucknell | 02/27/19 | | 17 | 0-5 | .000 | 0-1 | .000 | 0-0 | .000 | 2 | 4 | 6 | 4.7 | 2 | 1 | 1 | 0 | 1 | 0 | 5.2 |
| LOYOLA | 03/02/19 | | 20 | 1-4 | .250 | 0-0 | .000 | 0-0 | .000 | 3 | 2 | 5 | 4.7 | 3 | 0 | 4 | 0 | 0 | 2 | 5.1 |
| at AMERICAN | 03/06/19 | | 12 | 0-2 | .000 | 0-1 | .000 | 0-0 | .000 | 2 | 0 | 2 | 4.6 | 2 | 0 | 0 | 0 | 0 | 0 | 4.9 |
| at Loyola | 03/09/19 | | 2 | 0-0 | .000 | 0-0 | .000 | 0-0 | .000 | 0 | 0 | 0 | 4.4 | 0 | 0 | 0 | 0 | 0 | 0 | 4.7 |
| Totals | | | 14 | 522 | 46-168 | .274 | 11-55 | 24-36 | .667 | 59 | 60 | 119 | 4.4 | 60 | 22 | 51 | 1 | 25 | 127 | 4.7 |

2018-19 (Junior)

Appeared in 27 of the Mids' 29 games, making 14 starts ... averaged 19.3 minutes, 4.7 points and 4.4 rebounds a contest ... made first collegiate start at home versus Marist (Nov. 11) and posted a line of 13 points, 6 rebounds and a steal over 25 minutes ... netted double-digit point totals in six games with a season-high of 13 occurring three times: versus Marist, Penn (Nov. 24) and North Carolina A&T (Nov. 25) ... had double-doubles in both games of the Navy Classic against Penn and A&T as she had 10 rebounds in each matchup, as well as at Monmouth (Dec. 19) with 11 points and 12 rebounds ... also recorded double-digit rebound against American (10 - Jan. 9) ... credited with 25 steals on the year with a single-game high of four versus North Carolina A&T; overall had seven games with multiple thefts ... totaled 522 minutes of action with a season-high 35 at Monmouth; 16 games with 20 or more minutes.

2017-18 (Sophomore)

Came off the bench in all 31 of her appearances as a sophomore, averaging 6.9 points over 16.5 minutes per game ... shot 45.0 percent from the field and 33.3 from three-point range ... shot 9 of 11 from the field, 3 of 3 from three-point range and 3 of 4 from the foul line on her way to a career-high 24 points against St. Bonaventure in the second game of the 2017 Navy Classic (Nov. 26); in game one of the classic, she scored 17 points (6-12 FG, 2-5 3FG, 3-4 FT) against North Dakota State (Nov. 25) ... recorded double-digits in points in 10 contests, including four straight games from Nov. 25 through Dec. 3 (NDSU, St. Bonaventure, Monmouth, Emory & Henry) and six of eight from Nov. 17 through Dec. 10 ... tallied five or more rebounds in nine games with a season-high of seven boards coming on three different occasions ... had multiple steals in 11 games with five versus Colgate (Jan. 8) and four versus Emory & Henry (Dec. 3) highlighting her efforts ... played a season-high 26 minutes at Marist (Nov. 10) and against NDSU (Nov. 25).


2016-17 (Freshman)

Scored a season-high 19 points against Goucher ... was 7-12 from the field in the game while adding a season-best four rebounds and a season-high four steals ... made 4-5 attempts from the floor in scoring eight points against Lehigh ... was 2-3 from three-point range in scoring six points against Loyola.

High School

Graduated from Greenbrier High School ... competed on the school's basketball and tennis teams in each of her four years ... in basketball, was tabbed as the team MVP three times while earning all-state (Ga.), county and region accolades as a senior ... also served as the captain of the team that year ... her high school basketball coach was Stefanie Basinger ... attended the Naval Academy Prep School during the 2015-16 academic year.

| Season | gp-gs | min/avg | Total | | 3-Point | | F-Throws | | Rebounds | | | | Scoring | | | | | |
|---------|-------|-----------|---------|------|---------|------|----------|------|----------|-----|-----|-----|---------|----|-----|----|-----|-----|
| | | | fg-fga | pct | fg-fga | pct | ft-fa | pct | off | def | tot | avg | pts | fo | ast | to | blk | stl |
| 2016-17 | 13-0 | 80/6.2 | 17-32 | .531 | 2-5 | .400 | 8-14 | .571 | 2 | 15 | 17 | 1.3 | 44 | 0 | 4 | 8 | 1 | 5 |
| 2017-18 | 31-0 | 511/16.5 | 85-189 | .450 | 17-51 | .333 | 28-42 | .667 | 25 | 78 | 103 | 3.3 | 215 | 0 | 30 | 37 | 1 | 37 |
| 2018-19 | 27-14 | 522/19.3 | 46-168 | .274 | 11-55 | .200 | 24-36 | .667 | 59 | 60 | 119 | 4.4 | 127 | 1 | 22 | 51 | 1 | 25 |
| 2019-20 | 1-1 | 25/25.0 | 4-9 | .444 | 1-3 | .333 | 0-0 | .000 | 0 | 4 | 4 | 4.0 | 9 | 0 | 1 | 0 | 0 | 3 |
| TOTAL | 72-15 | 1138/15.8 | 152-398 | .382 | 31-114 | .272 | 60-92 | .652 | 86 | 157 | 243 | 3.4 | 395 | 1 | 57 | 96 | 3 | 70 |



#1 - KOLBI GREEN

5-4 • Sophomore • Guard • Baltimore, Md. • McDonogh School

Green's Career Game Highs

Points: 21, Stevenson (11/5/19)
Rebounds: 5, Stevenson (11/5/19)
Assists: 3, 3x, MR: Lafayette (2/20/19)
Minutes: 39, at Boston Univ. (2/23/19)

2019-20 Season Game Highs

Points: 21, Stevenson (11/5/19)
Rebounds: 5, Stevenson (11/5/19)
Assists: 2, Stevenson (11/5/19)
Minutes: 25, Stevenson (11/5/19)

Playing Honors: Patriot League Rookie of the Week (2/25/19)

2018-19 (Freshman)

| | | | | Total | | 3-Pointers | | Free throws | | Rebounds | | | | | | | | | | | |
|------------------|----------|----|-----|--------|------|------------|-------|-------------|-------|----------|-----|-----|-----|----|----|-----|-----|-----|-----|------|--|
| Opponent | Date | gs | min | fg-fga | pct | 3fg-fga | pct | ft-fita | pct | off | def | tot | avg | pf | a | t/o | blk | stl | pts | avg | |
| CATHOLIC | 11/07/18 | | 18 | 4-8 | .500 | 4-8 | .500 | 5-6 | .833 | 0 | 0 | 0 | 0.0 | 1 | 0 | 0 | 0 | 1 | 17 | 17.0 | |
| MARIST | 11/11/18 | | 18 | 1-5 | .200 | 0-1 | .000 | 2-2 | 1.000 | 1 | 0 | 1 | 0.5 | 0 | 0 | 1 | 0 | 1 | 4 | 10.5 | |
| at Norfolk State | 11/18/18 | | 18 | 3-8 | .375 | 1-6 | .167 | 3-4 | .750 | 0 | 0 | 0 | 0.3 | 3 | 1 | 3 | 0 | 3 | 10 | 10.3 | |
| PENN | 11/24/18 | | 22 | 6-13 | .462 | 5-9 | .556 | 0-0 | .000 | 0 | 1 | 1 | 0.5 | 1 | 1 | 1 | 0 | 2 | 17 | 12.0 | |
| NCAT | 11/25/18 | | 21 | 1-4 | .250 | 1-2 | .500 | 3-4 | .750 | 2 | 1 | 3 | 1.0 | 1 | 2 | 2 | 0 | 3 | 6 | 10.8 | |
| at Rider | 12/02/18 | | 9 | 0-2 | .000 | 0-2 | .000 | 1-2 | .500 | 0 | 0 | 0 | 0.8 | 0 | 0 | 1 | 0 | 0 | 1 | 9.2 | |
| at Air Force | 12/07/18 | | 15 | 4-10 | .400 | 0-3 | .000 | 0-0 | .000 | 0 | 1 | 1 | 0.9 | 2 | 0 | 1 | 0 | 4 | 8 | 9.0 | |
| at Colorado | 12/09/18 | | 23 | 3-9 | .333 | 2-6 | .333 | 2-2 | 1.000 | 0 | 1 | 1 | 0.9 | 2 | 2 | 4 | 0 | 2 | 10 | 9.1 | |
| at Monmouth | 12/19/18 | | 16 | 2-6 | .333 | 1-5 | .200 | 0-0 | .000 | 1 | 0 | 1 | 0.9 | 2 | 2 | 2 | 0 | 1 | 5 | 8.7 | |
| SAINT JOSEPH'S | 12/31/18 | | 5 | 0-2 | .000 | 0-1 | .000 | 2-2 | 1.000 | 0 | 0 | 0 | 0.8 | 0 | 0 | 1 | 0 | 0 | 2 | 8.0 | |
| at Loyola | 01/03/19 | | 10 | 3-8 | .375 | 1-4 | .250 | 0-0 | .000 | 2 | 0 | 2 | 0.9 | 0 | 0 | 1 | 0 | 1 | 7 | 7.9 | |
| LEHIGH | 01/06/19 | | 11 | 1-4 | .250 | 1-1 | 1.000 | 0-0 | .000 | 0 | 1 | 1 | 0.9 | 1 | 0 | 1 | 0 | 0 | 3 | 7.5 | |
| AMERICAN | 01/09/19 | | 25 | 3-10 | .300 | 1-5 | .200 | 0-0 | .000 | 0 | 1 | 1 | 0.9 | 2 | 1 | 3 | 0 | 2 | 7 | 7.5 | |
| at Colgate | 01/12/19 | * | 31 | 4-15 | .267 | 1-10 | .100 | 1-2 | .500 | 0 | 2 | 2 | 1.0 | 1 | 2 | 1 | 0 | 1 | 10 | 7.6 | |
| HOLY CROSS | 01/16/19 | | 29 | 5-13 | .385 | 3-9 | .333 | 2-2 | 1.000 | 0 | 2 | 2 | 1.1 | 1 | 2 | 1 | 0 | 3 | 15 | 8.1 | |
| at Army | 01/19/19 | * | 30 | 4-16 | .250 | 3-11 | .273 | 2-4 | .500 | 1 | 3 | 4 | 1.3 | 0 | 1 | 2 | 0 | 3 | 13 | 8.4 | |
| at Lafayette | 01/23/19 | * | 33 | 5-11 | .455 | 3-8 | .375 | 4-5 | .800 | 1 | 1 | 2 | 1.3 | 1 | 0 | 0 | 0 | 3 | 17 | 8.9 | |
| BOSTON | 01/26/19 | * | 24 | 2-9 | .222 | 2-7 | .286 | 0-0 | .000 | 1 | 0 | 1 | 1.3 | 2 | 1 | 2 | 0 | 1 | 6 | 8.8 | |
| BUCKNELL | 01/30/19 | * | 21 | 3-9 | .333 | 3-8 | .375 | 2-2 | 1.000 | 0 | 0 | 0 | 1.2 | 2 | 0 | 5 | 0 | 1 | 11 | 8.9 | |
| at Lehigh | 02/02/19 | * | 34 | 4-19 | .211 | 1-10 | .100 | 0-0 | .000 | 0 | 3 | 3 | 1.3 | 2 | 2 | 4 | 0 | 2 | 9 | 8.9 | |
| COLGATE | 02/09/19 | * | 24 | 4-10 | .400 | 0-6 | .000 | 0-0 | .000 | 0 | 0 | 0 | 1.2 | 0 | 3 | 1 | 0 | 2 | 8 | 8.9 | |
| at Holy Cross | 02/13/19 | * | 16 | 1-6 | .167 | 1-3 | .333 | 0-0 | .000 | 1 | 1 | 2 | 1.3 | 1 | 1 | 1 | 0 | 1 | 3 | 8.6 | |
| ARMY | 02/16/19 | | 25 | 3-9 | .333 | 2-7 | .286 | 2-2 | 1.000 | 1 | 0 | 1 | 1.3 | 2 | 3 | 2 | 0 | 1 | 10 | 8.7 | |
| LAFAYETTE | 02/20/19 | * | 27 | 4-10 | .400 | 2-8 | .250 | 0-0 | .000 | 0 | 0 | 0 | 1.2 | 1 | 3 | 1 | 0 | 4 | 10 | 8.7 | |
| at BOSTON | 02/23/19 | * | 39 | 6-14 | .429 | 4-9 | .444 | 4-7 | .571 | 1 | 2 | 3 | 1.3 | 1 | 2 | 4 | 0 | 2 | 20 | 9.2 | |
| at Bucknell | 02/27/19 | * | 25 | 2-9 | .222 | 1-7 | .143 | 0-0 | .000 | 0 | 1 | 1 | 1.3 | 2 | 0 | 1 | 1 | 0 | 5 | 9.0 | |
| LOYOLA | 03/02/19 | * | 30 | 4-7 | .571 | 3-6 | .500 | 2-2 | 1.000 | 1 | 0 | 1 | 1.3 | 2 | 1 | 2 | 0 | 2 | 13 | 9.1 | |
| at AMERICAN | 03/06/19 | * | 33 | 0-8 | .000 | 0-4 | .000 | 2-2 | 1.000 | 1 | 2 | 3 | 1.3 | 1 | 0 | 3 | 1 | 2 | 2 | 8.9 | |
| at Loyola | 03/09/19 | * | 35 | 3-12 | .250 | 1-8 | .125 | 0-1 | .000 | 1 | 4 | 5 | 1.4 | 3 | 1 | 1 | 0 | 2 | 7 | 8.8 | |
| Totals | | 14 | 667 | 85-266 | .320 | 47-174 | .270 | 39-51 | .765 | 15 | 27 | 42 | 1.4 | 37 | 31 | 52 | 2 | 50 | 256 | 8.8 | |

2018-19 (Freshman)

Competed in all 29 games for the Mids as a freshman, including 14 starts ... made first career start at Colgate (Jan. 12) and scored 10 points over 31 minutes of play ... averaged 8.8 points, 1.7 steals, 1.6 three-pointers and 1.4 rebounds over an average of 23.0 minutes per game; ranked fifth in the Patriot League in steals per game and eighth in the league for three-pointers made ... had 13 double-digit point outputs with a season-high 20 points at Boston (Feb. 23) on 6-14 shooting from the field and a 4-9 mark from three-point range ... knocked down a season-high five treys against Penn (Nov. 24) on the first day of the Navy Classic ... shot 76.5 percent (39-51) from the foul line for the season ... tallied a season-best three assists in three separate games ... recorded steals in 25 of 29 games with multiple thefts in 16 contests, including a season-high four at Air Force (Dec. 7) and Lafayette (Feb. 20) ... played 667 total minutes with 13 games of 25 or more minutes; all 13 came after Patriot League play kicked off in the beginning of January.

High School

Participated in four sports during her time at McDonogh School: basketball, gymnastics, track and volleyball ... played basketball for head coach Brad Rees at McDonogh ... earned 2016-17 All-IAAM Conference A honors ... named Team MVP at NAPS following the 2017-18 season ... selected to the All-Tournament team at the 2015 Bishop Walsh Girls Invitational Tournament ... elected as McDonogh's team captain as a senior in 2016-17 ... member of McDonogh's 2013-14 and 2014-15 IAAM A Conference Championship team; her 2015-16 and 2016-17 teams finished runner-up ... spent the 2017-18 school year prepping at NAPS.

Personal

Daughter of Eric and Veronica ... father was a quarterback at James Madison ('84-'87) and ranks in the top-10 all-time in career passing touchdowns; 1987 Offensive Team MVP ... cousin of 14-year NBA veteran Muggsy Bogues (Washington Bullets, Charlotte Hornets, Golden State Warriors, Toronto Raptors) ... father played high school basketball at Dunbar High School and was a member of the 1983 national championship team (w/Muggsy Bogues, Reggie Lewis, Reggie Williams) often called the greatest high school team ever and was featured in ESPN's 30 for 30 'Baltimore Boys' ... fluent in French; ranked eighth nationally for the French Grand Concours competition ... participated in Sanfoka Club and the Diversity Club at McDonogh.

| | | | Total | | 3-Point | | F-Throws | | Rebounds | | | | | | | | | | | Scoring | |
|---------|-------|----------|--------|------|---------|------|----------|------|----------|-----|-----|-----|----|----|-----|----|-----|-----|-----|---------|--|
| Season | gp-gs | min/avg | fg-fga | pct | fg-fga | pct | ft-fga | pct | off | def | tot | avg | pf | fo | ast | to | blk | stl | pts | avg | |
| 2018-19 | 29-14 | 667/23.0 | 85-266 | .320 | 47-174 | .270 | 39-51 | .765 | 15 | 27 | 42 | 1.4 | 37 | 0 | 31 | 52 | 2 | 50 | 256 | 8.8 | |
| 2019-20 | 1-1 | 25/25.0 | 9-16 | .563 | 2-6 | .333 | 1-3 | .333 | 2 | 3 | 5 | 5.0 | 0 | 0 | 2 | 2 | 0 | 2 | 21 | 21.0 | |
| TOTAL | 30-15 | 692/23.1 | 94-282 | .333 | 49-180 | .272 | 40-54 | .741 | 17 | 30 | 47 | 1.6 | 37 | 0 | 33 | 54 | 2 | 52 | 277 | 9.2 | |



#2 - JENNIFER COLEMAN

5-9 • Sophomore • Guard • Richmond, Va. • Highland Springs

Coleman's Career Game Highs

Points: 25, at American (3/6/19)
Rebounds: 16, at Holy Cross (2/13/19)
Assists: 6, 4x, MR: Lafayette (2/20/19)
Minutes: 36, 2x, MR: at Holy Cross (2/13/19)

2019-20 Season Game Highs

Points: N/A
Rebounds: N/A
Assists: N/A
Minutes: N/A

Playing Honors: Patriot League Rookie of the Week (12/3/18 ... 12/24/18 ... 2/11/19)

2018-19 All-Patriot League Third Team ... 2018-19 Patriot League All-Rookie Team

2018-19 (Freshman)

| | | | | Total | | 3-Pointers | | Free throws | | Rebounds | | | | | | | | | | | |
|------------------|----------|----|-----|--------|---------|------------|-------|-------------|-------|----------|-----|-----|-----|-----|----|-----|-----|-----|-----|------|------|
| Opponent | Date | gs | min | fg-fga | pct | 3fg-fga | pct | ft-fa | pct | off | def | tot | avg | pf | a | t/o | blk | stl | pts | avg | |
| CATHOLIC | 11/07/18 | * | 22 | 5-14 | .357 | 1-4 | .250 | 2-2 | 1.000 | 4 | 3 | 7 | 7.0 | 1 | 6 | 2 | 0 | 1 | 13 | 13.0 | |
| MARIST | 11/11/18 | * | 27 | 4-17 | .235 | 0-3 | .000 | 0-4 | .000 | 3 | 3 | 6 | 6.5 | 4 | 1 | 3 | 0 | 1 | 8 | 10.5 | |
| at Norfolk State | 11/18/18 | * | 36 | 9-17 | .529 | 0-3 | .000 | 4-7 | .571 | 0 | 2 | 2 | 5.0 | 5 | 3 | 6 | 1 | 3 | 22 | 14.3 | |
| PENN | 11/24/18 | * | 14 | 0-8 | .000 | 0-2 | .000 | 0-2 | .000 | 1 | 1 | 2 | 4.3 | 2 | 1 | 2 | 0 | 1 | 0 | 10.8 | |
| NCAT | 11/25/18 | * | 26 | 8-13 | .615 | 1-1 | 1.000 | 3-4 | .750 | 1 | 3 | 4 | 4.2 | 3 | 3 | 3 | 0 | 3 | 20 | 12.6 | |
| at Rider | 12/02/18 | * | 29 | 9-22 | .409 | 1-2 | .500 | 4-6 | .667 | 6 | 8 | 14 | 5.8 | 1 | 3 | 1 | 0 | 5 | 23 | 14.3 | |
| at Air Force | 12/07/18 | * | 28 | 5-20 | .250 | 0-2 | .000 | 0-1 | .000 | 2 | 11 | 13 | 6.9 | 4 | 2 | 4 | 0 | 1 | 10 | 13.7 | |
| at Colorado | 12/09/18 | * | 27 | 3-10 | .300 | 0-2 | .000 | 2-4 | .500 | 3 | 3 | 6 | 6.8 | 3 | 2 | 1 | 1 | 0 | 8 | 13.0 | |
| at Monmouth | 12/19/18 | * | 34 | 5-18 | .278 | 1-3 | .333 | 5-6 | .833 | 4 | 3 | 7 | 6.8 | 1 | 3 | 3 | 1 | 2 | 16 | 13.3 | |
| SAINT JOSEPH'S | 12/31/18 | * | 26 | 4-13 | .308 | 0-1 | .000 | 1-2 | .500 | 2 | 6 | 8 | 6.9 | 2 | 4 | 7 | 0 | 3 | 9 | 12.9 | |
| at Loyola | 01/03/19 | * | 31 | 8-14 | .571 | 1-1 | 1.000 | 2-4 | .500 | 2 | 11 | 13 | 7.5 | 3 | 6 | 7 | 0 | 1 | 19 | 13.5 | |
| LEHIGH | 01/06/19 | * | 27 | 2-9 | .222 | 0-1 | .000 | 2-4 | .500 | 4 | 5 | 9 | 7.6 | 3 | 3 | 3 | 0 | 0 | 6 | 12.8 | |
| AMERICAN | 01/09/19 | * | 32 | 6-13 | .462 | 2-3 | .667 | 0-1 | .000 | 1 | 5 | 6 | 7.5 | 2 | 1 | 4 | 0 | 2 | 14 | 12.9 | |
| at Colgate | 01/12/19 | * | 25 | 4-18 | .222 | 0-0 | .000 | 0-1 | .000 | 4 | 9 | 13 | 7.9 | 1 | 2 | 4 | 0 | 1 | 8 | 12.6 | |
| HOLY CROSS | 01/16/19 | * | 33 | 8-18 | .444 | 3-4 | .750 | 2-2 | 1.000 | 6 | 6 | 12 | 8.1 | 3 | 2 | 3 | 0 | 3 | 21 | 13.1 | |
| at Army | 01/19/19 | * | 23 | 3-10 | .300 | 1-3 | .333 | 2-3 | .667 | 2 | 3 | 5 | 7.9 | 2 | 1 | 2 | 0 | 2 | 9 | 12.9 | |
| at Lafayette | 01/23/19 | * | 19 | 1-11 | .091 | 0-3 | .000 | 0-0 | .000 | 0 | 4 | 4 | 7.7 | 3 | 1 | 3 | 0 | 1 | 2 | 12.2 | |
| BOSTON | 01/26/19 | * | 35 | 4-18 | .222 | 0-4 | .000 | 2-7 | .286 | 2 | 5 | 7 | 7.7 | 3 | 3 | 5 | 0 | 4 | 10 | 12.1 | |
| BUCKNELL | 01/30/19 | * | 30 | 5-17 | .294 | 2-6 | .333 | 0-0 | .000 | 5 | 9 | 14 | 8.0 | 1 | 1 | 2 | 0 | 1 | 12 | 12.1 | |
| at Lehigh | 02/02/19 | * | 35 | 4-13 | .308 | 2-3 | .667 | 0-0 | .000 | 2 | 2 | 4 | 7.8 | 4 | 3 | 2 | 1 | 2 | 10 | 12.0 | |
| COLGATE | 02/09/19 | * | 35 | 7-14 | .500 | 2-4 | .500 | 0-0 | .000 | 2 | 9 | 11 | 8.0 | 2 | 5 | 5 | 0 | 5 | 16 | 12.2 | |
| at Holy Cross | 02/13/19 | * | 36 | 6-14 | .429 | 1-2 | .500 | 1-2 | .500 | 3 | 13 | 16 | 8.3 | 4 | 2 | 5 | 0 | 2 | 14 | 12.3 | |
| ARMY | 02/16/19 | * | 35 | 6-14 | .429 | 1-4 | .250 | 1-4 | .250 | 1 | 7 | 8 | 8.3 | 3 | 6 | 6 | 0 | 1 | 14 | 12.3 | |
| LAFAYETTE | 02/20/19 | * | 35 | 7-17 | .412 | 0-3 | .000 | 2-4 | .500 | 2 | 9 | 11 | 8.4 | 1 | 6 | 4 | 1 | 2 | 16 | 12.5 | |
| at BOSTON | 02/23/19 | * | 32 | 3-12 | .250 | 0-0 | .000 | 1-2 | .500 | 4 | 4 | 8 | 8.4 | 3 | 5 | 6 | 0 | 0 | 7 | 12.3 | |
| at Bucknell | 02/27/19 | * | 34 | 9-17 | .529 | 3-5 | .600 | 2-2 | 1.000 | 2 | 5 | 7 | 8.3 | 3 | 2 | 4 | 0 | 2 | 23 | 12.7 | |
| LOYOLA | 03/02/19 | * | 33 | 6-14 | .429 | 2-4 | .500 | 2-4 | .500 | 1 | 5 | 6 | 8.3 | 5 | 2 | 2 | 3 | 1 | 16 | 12.8 | |
| at AMERICAN | 03/06/19 | * | 32 | 10-21 | .476 | 1-4 | .250 | 4-6 | .667 | 2 | 7 | 9 | 8.3 | 5 | 3 | 7 | 0 | 1 | 25 | 13.3 | |
| at Loyola | 03/09/19 | * | 28 | 3-12 | .250 | 0-1 | .000 | 2-4 | .500 | 1 | 5 | 6 | 8.2 | 4 | 3 | 2 | 0 | 1 | 8 | 13.1 | |
| Totals | | | 29 | 859 | 154-428 | .360 | 25-78 | .321 | 46-88 | .523 | 72 | 166 | 238 | 8.2 | 81 | 85 | 108 | 8 | 52 | 379 | 13.1 |

2018-19 (Freshman)

One of two Mids to start all 29 games in 2018-19 ... led the team with averages of 29.6 minutes, 13.1 points, 8.2 rebounds and 2.9 assists per game ... ranked fifth in the Patriot League in scoring average and sixth in rebounding average; 11th in the league with her assists per game mark ... defensively was credited with 52 steals, an 1.8 average that was good for fourth in the PL ... stayed consistent through Patriot League play as she appeared in all 18 contests and averaged 13.4 points, 9.1 rebounds, 3.0 assists and 1.7 steals (all top-10 in the league individual standings) ... recorded eight double-doubles, with her first of the season coming at Rider (Dec. 2) with 23 points and 14 rebounds ... reached the 20-point plateau in six contests with a season-high of 25 at American (March 6) on 10-21 shooting; scored in double-digits 19 times, including 13 of 18 games versus PL opposition ... had nine games with 10 or more rebounds with a season-best 16 caroms at Holy Cross (Feb. 13) ... tallied five or more assists six times, reaching a single-game high of six on four separate occasions ... had a double-double with six assists twice: at Loyola (Jan. 3) 19p-13r-6a and against Lafayette (Feb. 20) 16p-11r-6a ... registered three or more steals in seven games, highlighted by a season-high five thefts at Rider and against Colgate (Feb. 9) ... played 859 combined minutes with 16 games of 30 or more minutes; averaged 31.2 minutes in league action.

High School

Lettered all four years at Highland Springs High School in basketball for head coach Franklin Harris ... First Team All-State Class 5A as a junior in 2015-16 and senior in 2016-17 ... served as team captain at Highland Springs as a sophomore, junior and senior ... went 110-8 as a four-year starter with Highland Springs ... finished runner-up in the VHSL Class 5A State Championship in 2013-14, 2015-16, 2016-17 ... Highland Springs won the Times-Dispatch Invitational Tournament three straight years and was named the Tournament MVP for the 2015 and 2016 events ... spent the 2017-18 school year prepping at NAPS.

Personal

Daughter of James and Elsie ... participated in the Advance College Academies program at Highland Springs and received an associates degree in business from Reynolds Community College ... teammates at Highland Springs with George Mason's Camarie Gatling '21 and UNCG's Cece Crudup '21.

| | | | Total | | 3-Point | | F-Throws | | Rebounds | | | | | | | | | | Scoring | |
|---------|-------|----------|---------|------|---------|------|----------|------|----------|-----|-----|-----|----|----|-----|-----|-----|-----|---------|------|
| Season | gp-gs | min/avg | fg-fga | pct | fg-fga | pct | ft-fa | pct | off | def | tot | avg | pf | fo | ast | to | blk | stl | pts | avg |
| 2018-19 | 29-29 | 859/29.6 | 154-428 | .360 | 25-78 | .321 | 46-88 | .523 | 72 | 166 | 238 | 8.2 | 81 | 3 | 85 | 108 | 8 | 52 | 379 | 13.1 |
| TOTAL | 29-29 | 859/29.6 | 154-428 | .360 | 25-78 | .321 | 46-88 | .523 | 72 | 166 | 238 | 8.2 | 81 | 3 | 85 | 108 | 8 | 52 | 379 | 13.1 |



#4 - MIMI SCHRADER

5-9 • Freshman • Guard • Plymouth, Minn. • Wayzata

Schrader's Career Game Highs

Points:
Rebounds:
Assists:
Minutes:

2019-20 Season Game Highs

Points: 6, Stevenson (11/5/19)
Rebounds: 3, Stevenson (11/5/19)
Assists: 1, Stevenson (11/5/19)
Minutes: 24, Stevenson (11/5/19)

High School

Earned five varsity letters with the Wayzata High School basketball team starting in the eighth grade; played for head coach Mike Schumacher... led Wayzata to a 76-13 record her last three seasons, including a 26-3 mark as a senior and 28-3 record as a junior ... selected to the All-Lake Conference throughout her career ... named Minnesota Class AAAA All-State Honorable Mention in 2019 ... served as team captain during her the 2017-18 and 2018-19 seasons at Wayzata ... teammate Kallie Theisen ('23) plays basketball at South Dakota State University.

Personal

Daughter of Mike and Ann ... involved with Special Olympics Minnesota and the Unified Sports program, she started Club US (Unified Students) at Wayzata to promote inclusion and was the organization's president 2017-19 ... member of Wayzata's student council and National Honor Society.



#5 - IMANI EDMONDS

5-8 • Freshman • Guard • Hopewell, Va. • Hopewell

Edmonds' Career Game Highs

Points:
Rebounds:
Assists:
Minutes:

2019-20 Season Game Highs

Points: N/A
Rebounds: N/A
Assists: N/A
Minutes: N/A

High School

Lettered four times on the basketball team at Hopewell High School for head coach Jackie Edmonds ... earned All-Conference 26 and All-Region 3A First Team honors following her junior and senior seasons ... named 2018 Second Team All-State Virginia Class 3A ... helped Hopewell win the 2017 Conference 26 and Region 3A East Championships on its way to the program's first-ever state tournament berth ... as a senior in 2017-18, Hopewell went 24-2 and competed in the Virginia Class 3 State Championship Game; finished as state runners-up ... served as team captain all four years ... teammates with Georgia Tech's Daijah Jefferson ('21) and Furman's Tyah Hunter ('21) ... spent the 2018-19 school year at NAPS.

Personal

Daughter of Elvin and Jackie ... both parents played four years of basketball at St. Paul's College (VA) ... extracurriculars at Hopewell included, National Honor Society, Beta Club, Future Business Leaders of America and student council



#10 - LAUREL JAUNICH

6-0 • Senior • Forward • Charlotte, Vt. • Champlain Valley Union

Jaunich's Career Game Highs

Points: 15, 2x, MR: Lehigh (2/15/17)

Rebounds: 11, Loyola (3/2/19)

Assists: 6, Boston (2/17/18)

Minutes: 40, Loyola (3/2/19)

2019-20 Season Game Highs

Points: 8, Stevenson (11/5/19)

Rebounds: 7, Stevenson (11/5/19)

Assists: 1, Stevenson (11/5/19)

Minutes: 17, Stevenson (11/5/19)

Academic Honors: Patriot League Academic Honor Roll (2017, '18, '19)

2018-19 (Junior)

| Opponent | Date | gs | min | Total | | 3-Pointers | | Free throws | | Rebounds | | | | pf | a | t/o | blk | stl | pts | avg |
|------------------|----------|-----|-----|--------|--------|------------|-------|-------------|-------|----------|-----|-----|------|----|----|-----|-----|-----|-----|-----|
| | | | | fg-fga | pct | 3fg-fga | pct | ft-fa | pct | off | def | tot | avg | | | | | | | |
| CATHOLIC | 11/07/18 | * | 21 | 0-4 | .000 | 0-0 | .000 | 0-0 | .000 | 3 | 7 | 10 | 10.0 | 0 | 2 | 0 | 4 | 2 | 0 | 0.0 |
| MARIST | 11/11/18 | * | 23 | 2-3 | .667 | 0-0 | .000 | 0-0 | .000 | 0 | 3 | 3 | 6.5 | 1 | 1 | 2 | 0 | 0 | 4 | 2.0 |
| at Norfolk State | 11/18/18 | * | 19 | 1-2 | .500 | 0-0 | .000 | 2-2 | 1.000 | 1 | 1 | 2 | 5.0 | 0 | 2 | 2 | 0 | 0 | 4 | 2.7 |
| PENN | 11/24/18 | * | 27 | 1-4 | .250 | 0-1 | .000 | 0-0 | .000 | 1 | 4 | 5 | 5.0 | 4 | 3 | 2 | 0 | 0 | 2 | 2.5 |
| NCAT | 11/25/18 | * | 21 | 1-3 | .333 | 0-0 | .000 | 0-0 | .000 | 0 | 5 | 5 | 5.0 | 0 | 1 | 3 | 0 | 0 | 2 | 2.4 |
| at Rider | 12/02/18 | * | 27 | 3-5 | .600 | 0-0 | .000 | 0-0 | .000 | 0 | 1 | 1 | 4.3 | 1 | 1 | 1 | 0 | 1 | 6 | 3.0 |
| at Air Force | 12/07/18 | * | 24 | 3-4 | .750 | 0-0 | .000 | 0-0 | .000 | 0 | 1 | 1 | 3.9 | 1 | 0 | 2 | 0 | 0 | 6 | 3.4 |
| at Colorado | 12/09/18 | * | 24 | 2-8 | .250 | 0-0 | .000 | 0-0 | .000 | 5 | 2 | 7 | 4.3 | 0 | 2 | 0 | 0 | 0 | 4 | 3.5 |
| at Monmouth | 12/19/18 | * | 33 | 3-7 | .429 | 0-0 | .000 | 1-2 | .500 | 1 | 2 | 3 | 4.1 | 0 | 2 | 2 | 0 | 1 | 7 | 3.9 |
| SAINT JOSEPH'S | 12/31/18 | * | 25 | 1-3 | .333 | 0-0 | .000 | 1-1 | 1.000 | 0 | 3 | 3 | 4.0 | 0 | 1 | 3 | 1 | 2 | 3 | 3.8 |
| at Loyola | 01/03/19 | * | 29 | 3-4 | .750 | 1-1 | 1.000 | 0-0 | .000 | 0 | 2 | 2 | 3.8 | 1 | 2 | 0 | 0 | 1 | 7 | 4.1 |
| LEHIGH | 01/06/19 | * | 25 | 2-5 | .400 | 0-1 | .000 | 0-0 | .000 | 0 | 1 | 1 | 3.6 | 3 | 0 | 5 | 0 | 1 | 4 | 4.1 |
| AMERICAN | 01/09/19 | * | 27 | 2-7 | .286 | 0-1 | .000 | 0-0 | .000 | 2 | 2 | 4 | 3.6 | 2 | 0 | 0 | 1 | 0 | 4 | 4.1 |
| at Colgate | 01/12/19 | * | 30 | 3-4 | .750 | 0-0 | .000 | 2-2 | 1.000 | 1 | 2 | 3 | 3.6 | 1 | 2 | 2 | 2 | 2 | 8 | 4.4 |
| HOLY CROSS | 01/16/19 | * | 34 | 2-4 | .500 | 0-1 | .000 | 2-2 | 1.000 | 0 | 6 | 6 | 3.7 | 3 | 1 | 0 | 3 | 1 | 6 | 4.5 |
| at Army | 01/19/19 | * | 27 | 2-3 | .667 | 0-0 | .000 | 0-0 | .000 | 1 | 2 | 3 | 3.7 | 2 | 0 | 0 | 2 | 1 | 4 | 4.4 |
| at Lafayette | 01/23/19 | * | 10 | 1-2 | .500 | 0-0 | .000 | 0-0 | .000 | 0 | 2 | 2 | 3.6 | 0 | 0 | 2 | 0 | 0 | 2 | 4.3 |
| BOSTON | 01/26/19 | * | 29 | 1-2 | .500 | 1-1 | 1.000 | 0-0 | .000 | 1 | 3 | 4 | 3.6 | 0 | 2 | 2 | 0 | 3 | 3 | 4.2 |
| BUCKNELL | 01/30/19 | * | 26 | 2-6 | .333 | 0-0 | .000 | 4-6 | .667 | 3 | 2 | 5 | 3.7 | 2 | 2 | 1 | 0 | 0 | 8 | 4.4 |
| at Lehigh | 02/02/19 | * | 18 | 2-4 | .500 | 0-1 | .000 | 0-0 | .000 | 1 | 2 | 3 | 3.7 | 0 | 0 | 1 | 1 | 0 | 4 | 4.4 |
| COLGATE | 02/09/19 | * | 23 | 1-2 | .500 | 0-0 | .000 | 0-0 | .000 | 2 | 1 | 3 | 3.6 | 1 | 2 | 2 | 0 | 1 | 2 | 4.3 |
| at Holy Cross | 02/13/19 | * | 32 | 3-9 | .333 | 0-3 | .000 | 0-0 | .000 | 0 | 3 | 3 | 3.6 | 2 | 0 | 1 | 1 | 0 | 6 | 4.4 |
| ARMY | 02/16/19 | * | 24 | 2-4 | .500 | 0-1 | .000 | 0-0 | .000 | 0 | 2 | 2 | 3.5 | 5 | 1 | 1 | 0 | 1 | 4 | 4.3 |
| LAFAYETTE | 02/20/19 | dnp | - | - | - | - | - | - | - | - | - | - | - | - | - | - | - | - | - | - |
| at BOSTON | 02/23/19 | dnp | - | - | - | - | - | - | - | - | - | - | - | - | - | - | - | - | - | - |
| at Bucknell | 02/27/19 | | 4 | 0-1 | .000 | 0-0 | .000 | 0-0 | .000 | 0 | 0 | 0 | 3.4 | 0 | 0 | 1 | 0 | 0 | 0 | 4.2 |
| LOYOLA | 03/02/19 | * | 40 | 2-6 | .333 | 0-1 | .000 | 0-0 | .000 | 1 | 10 | 11 | 3.7 | 2 | 3 | 3 | 1 | 0 | 4 | 4.2 |
| at AMERICAN | 03/06/19 | * | 14 | 1-1 | 1.000 | 1-1 | 1.000 | 0-0 | .000 | 0 | 2 | 2 | 3.6 | 1 | 0 | 1 | 1 | 1 | 3 | 4.1 |
| at Loyola | 03/09/19 | * | 19 | 2-5 | .400 | 0-0 | .000 | 1-2 | .500 | 1 | 1 | 2 | 3.6 | 0 | 1 | 1 | 1 | 0 | 5 | 4.1 |
| Totals | | | 26 | 655 | 48-112 | .429 | 3-13 | 13-17 | .765 | 24 | 72 | 96 | 3.6 | 32 | 31 | 40 | 18 | 18 | 112 | 4.1 |

2018-19 (Junior)

Appeared in 27 of 29 games for the Mids with 26 starts, including the first 23 games of the season ... averaged 24.3 minutes and 4.1 points per game as a forward ... additionally, she averaged 3.6 rebounds, 1.1 assists and 0.7 blocks per game ... netted six or more points eight separate times with season-highs of eight at Colgate (Jan. 12) and at home versus Bucknell (Jan. 30) ... posted double-digit rebounding totals versus Loyola (11 rebounds - March 2) and Catholic University (10 rebounds - Nov. 7); seven games with five or more boards ... blocked multiple shots on four occasions, highlighted by four against Catholic and three versus Holy Cross (Jan. 16) ... combined for 655 total minutes of action with 14 games of 25-plus minutes, including a career-high 40 versus Loyola (March 2).

2017-18 (Sophomore)

Played in all 33 games as a sophomore with 20 starts ... averaged 5.2 points and 23.4 minutes per contest ... shot 47.9 percent from the field to rank second on the Mids in 2017-18 ... corralled 123 rebounds for a 3.7 boards per game average ... recorded double-digit point outputs on eight occasions, including season-highs of 12 points in back-to-back game versus Lehigh (Jan. 27) and at Colgate (Feb. 3) ... corralled a career-high 10 rebounds versus Holy Cross (Feb. 7) as part of a double-double (10p/10r) ... credited with five or more rebounds in 11 games ... blocked two shots against Army (Jan. 14) and Holy Cross (Feb. 7) ... led Navy versus Boston (Feb. 17) with a season-high six assists ... joined the starting lineup beginning on Jan. 5 at American and held a spot through the remaining 20 games ... saw 28-plus minutes of action in 14 different contests with a high of 36 versus Holy Cross (Feb. 7) and at Bucknell (March 8).

2016-17 (Freshman)

Scored 10 or more points in five games ... attained a season-best 15 points in home games against Boston U. and Lehigh ... was 7-12 from the field in the game against the Terriers and 7-8 from the floor against the Mountain Hawks ... was 5-10 from the field in scoring 10 points at Air Force and opened her league career with an identical shooting and scoring night at Bucknell ... made all five of her field goal attempts in scoring 10 points at home against Lafayette ... tallied eight points thanks to a 3-5 effort from the field in Navy's second round WNIT game at Virginia Tech ... scored six points and grabbed an identical number of rebounds at Tennessee ... snared a season-best eight boards against Goucher and at Holy Cross ... shot at least 50% from the field in 18 games.

High School

Graduated from Champlain Valley Union High School ... earned a letter in basketball in each of her four seasons ... the team did not lose a game during her four years with the program (95-0) ... was selected as the state player of the year as a junior and senior, was the state's Gatorade Player of the Year in 2015 and was the Vermont Miss Basketball that year ... twice was selected as the Metro Division Player of the Year (2015, '16) while earning all-state accolades both seasons ... her high school basketball coach was Ute Otley.

| Season | gp-gs | min/avg | Total | | 3-Point | | F-Throws | | Rebounds | | | | Scoring | | | | | |
|---------|-------|-----------|---------|------|---------|------|----------|-------|----------|-----|-----|-----|---------|----|-----|----|-----|-----|
| | | | fg-fga | pct | fg-fga | pct | ft-fa | pct | off | def | tot | avg | pf | fo | ast | to | blk | stl |
| 2016-17 | 34-11 | 621/18.3 | 79-157 | .503 | 4-10 | .400 | 3-10 | .300 | 36 | 61 | 97 | 2.9 | 39 | 0 | 23 | 26 | 15 | 15 |
| 2017-18 | 33-20 | 772/23.4 | 79-165 | .479 | 1-7 | .143 | 12-16 | .750 | 46 | 77 | 123 | 3.7 | 36 | 0 | 32 | 28 | 15 | 15 |
| 2018-19 | 27-26 | 655/24.3 | 48-112 | .429 | 3-13 | .231 | 13-17 | .765 | 24 | 72 | 96 | 3.6 | 32 | 1 | 31 | 40 | 18 | 18 |
| 2019-20 | 1-0 | 17/17.0 | 3-7 | .429 | 0-1 | .000 | 2-2 | 1.000 | 4 | 3 | 7 | 7.0 | 0 | 0 | 1 | 1 | 0 | 3 |
| TOTAL | 95-57 | 2065/21.7 | 209-441 | .474 | 8-31 | .258 | 30-45 | .667 | 110 | 213 | 323 | 3.4 | 107 | 1 | 87 | 95 | 48 | 51 |



#12 - SIERRA SWANDA

5-10 • Junior • Forward • Jacksonville, Fla. • Potter's House Christian Academy

Swanda's Career Game Highs

Points: 4, 3x, MR: Army (2/16/19)
Rebounds: 6, 2x, MR: Saint Joseph's (12/31/18)
Assists: 2, 4x, MR: at Bucknell (2/27/19)
Minutes: 28, Saint Joseph's (12/31/18)

2019-20 Season Game Highs

Points: N/A
Rebounds: N/A
Assists: 1, Stevenson (11/5/19)
Minutes: 2, Stevenson (11/5/19)

2018-19 (Sophomore)

| Opponent | Date | gs | min | Total | | 3-Pointers | | Free throws | | Rebounds | | | | pf | a | t/o | blk | stl | pts | avg |
|------------------|----------|-----|-----|--------|-------|------------|------|-------------|-------|----------|-----|-----|-----|----|----|-----|-----|-----|-----|-----|
| | | | | fg-fga | pct | 3fg-fga | pct | ft-fa | pct | off | def | tot | avg | | | | | | | |
| CATHOLIC | 11/07/18 | dnp | | - | - | - | - | - | - | - | - | - | - | - | - | - | - | - | - | - |
| MARIST | 11/11/18 | dnp | | - | - | - | - | - | - | - | - | - | - | - | - | - | - | - | - | - |
| at Norfolk State | 11/18/18 | 15 | | 0-0 | .000 | 0-0 | .000 | 0-4 | .000 | 2 | 2 | 4 | 4.0 | 3 | 0 | 4 | 0 | 0 | 0 | 0.0 |
| PENN | 11/24/18 | 12 | | 0-0 | .000 | 0-0 | .000 | 0-0 | .000 | 0 | 2 | 2 | 3.0 | 4 | 0 | 1 | 0 | 0 | 0 | 0.0 |
| NCAT | 11/25/18 | 9 | | 0-0 | .000 | 0-0 | .000 | 0-0 | .000 | 0 | 0 | 0 | 2.0 | 2 | 0 | 1 | 0 | 1 | 0 | 0.0 |
| at Rider | 12/02/18 | 13 | | 0-1 | .000 | 0-1 | .000 | 0-0 | .000 | 0 | 1 | 1 | 1.8 | 3 | 0 | 2 | 0 | 1 | 0 | 0.0 |
| at Air Force | 12/07/18 | 6 | | 1-2 | .500 | 0-0 | .000 | 0-0 | .000 | 3 | 1 | 4 | 2.2 | 0 | 0 | 0 | 1 | 1 | 2 | 0.4 |
| at Colorado | 12/09/18 | 14 | | 0-1 | .000 | 0-0 | .000 | 2-4 | .500 | 1 | 1 | 2 | 2.2 | 3 | 0 | 1 | 0 | 1 | 2 | 0.7 |
| at Monmouth | 12/19/18 | dnp | | - | - | - | - | - | - | - | - | - | - | - | - | - | - | - | - | - |
| SAINT JOSEPH'S | 12/31/18 | 28 | | 1-2 | .500 | 0-0 | .000 | 2-2 | 1.000 | 3 | 3 | 6 | 2.7 | 3 | 2 | 0 | 2 | 2 | 4 | 1.1 |
| at Loyola | 01/03/19 | 8 | | 0-0 | .000 | 0-0 | .000 | 0-0 | .000 | 0 | 2 | 2 | 2.6 | 1 | 0 | 1 | 0 | 1 | 0 | 1.0 |
| LEHIGH | 01/06/19 | 11 | | 0-1 | .000 | 0-0 | .000 | 0-0 | .000 | 1 | 2 | 3 | 2.7 | 2 | 0 | 0 | 1 | 0 | 0 | 0.9 |
| AMERICAN | 01/09/19 | dnp | | - | - | - | - | - | - | - | - | - | - | - | - | - | - | - | - | - |
| at Colgate | 01/12/19 | 5 | | 0-1 | .000 | 0-0 | .000 | 0-0 | .000 | 1 | 0 | 1 | 2.5 | 0 | 0 | 0 | 0 | 2 | 0 | 0.8 |
| HOLY CROSS | 01/16/19 | 19 | | 0-2 | .000 | 0-0 | .000 | 0-0 | .000 | 3 | 0 | 3 | 2.5 | 0 | 2 | 2 | 1 | 2 | 0 | 0.7 |
| at Army | 01/19/19 | 18 | | 0-0 | .000 | 0-0 | .000 | 0-2 | .000 | 3 | 2 | 5 | 2.8 | 4 | 0 | 0 | 0 | 2 | 0 | 0.7 |
| at Lafayette | 01/23/19 | 23 | | 0-1 | .000 | 0-0 | .000 | 2-2 | 1.000 | 2 | 0 | 2 | 2.7 | 2 | 1 | 1 | 0 | 2 | 2 | 0.8 |
| BOSTON | 01/26/19 | 9 | | 0-1 | .000 | 0-0 | .000 | 2-2 | 1.000 | 1 | 2 | 3 | 2.7 | 2 | 0 | 1 | 0 | 1 | 2 | 0.9 |
| BUCKNELL | 01/30/19 | 17 | | 1-2 | .500 | 0-0 | .000 | 0-3 | .000 | 1 | 1 | 2 | 2.7 | 1 | 0 | 0 | 0 | 0 | 2 | 0.9 |
| at Lehigh | 02/02/19 | 15 | | 2-3 | .667 | 0-0 | .000 | 0-0 | .000 | 1 | 0 | 1 | 2.6 | 4 | 1 | 1 | 0 | 1 | 4 | 1.1 |
| COLGATE | 02/09/19 | 7 | | 0-0 | .000 | 0-0 | .000 | 0-0 | .000 | 0 | 1 | 1 | 2.5 | 0 | 0 | 0 | 1 | 1 | 0 | 1.1 |
| at Holy Cross | 02/13/19 | 17 | | 1-2 | .500 | 0-0 | .000 | 0-2 | .000 | 0 | 1 | 1 | 2.4 | 3 | 0 | 2 | 1 | 1 | 2 | 1.1 |
| ARMY | 02/16/19 | 19 | | 2-2 | 1.000 | 0-0 | .000 | 0-0 | .000 | 2 | 2 | 4 | 2.5 | 5 | 0 | 1 | 0 | 0 | 4 | 1.3 |
| LAFAYETTE | 02/20/19 | 10 | | 0-0 | .000 | 0-0 | .000 | 0-0 | .000 | 0 | 0 | 0 | 2.4 | 2 | 2 | 0 | 0 | 0 | 0 | 1.2 |
| at BOSTON | 02/23/19 | 20 | | 0-2 | .000 | 0-0 | .000 | 0-0 | .000 | 1 | 0 | 1 | 2.3 | 0 | 0 | 0 | 0 | 3 | 0 | 1.1 |
| at Bucknell | 02/27/19 | 21 | | 1-2 | .500 | 0-0 | .000 | 0-2 | .000 | 3 | 1 | 4 | 2.4 | 2 | 2 | 3 | 0 | 1 | 2 | 1.2 |
| LOYOLA | 03/02/19 | dnp | | - | - | - | - | - | - | - | - | - | - | - | - | - | - | - | - | - |
| at AMERICAN | 03/06/19 | dnp | | - | - | - | - | - | - | - | - | - | - | - | - | - | - | - | - | - |
| at Loyola | 03/09/19 | 10 | | 0-1 | .000 | 0-0 | .000 | 0-0 | .000 | 0 | 1 | 1 | 2.3 | 2 | 0 | 1 | 0 | 0 | 0 | 1.1 |
| Totals | | 0 | 326 | 9-26 | .346 | 0-1 | .000 | 8-23 | .348 | 28 | 25 | 53 | 2.3 | 48 | 10 | 22 | 7 | 23 | 26 | 1.1 |

2018-19 (Sophomore)

Appeared in 23 games off the bench as a forecourt option for the Mids ... averaged 14.2 minutes, 2.3 rebounds, 1.1 points and 1.0 steals per game ... corralled four or more rebounds in six different games, including a season-high six versus Saint Joseph's (Dec. 31); also had season-highs in minutes played (28) and blocks (2) against the Hawks ... tallied four points in three games: Saint Joseph's, at Lehigh (Feb. 2) and against Army (Feb. 16) ... had steals in 16 of 23 games with a season-high of three at Boston (Feb. 23) ... played 326 combined minutes with 11 games of 15 or more.

2017-18 (Freshman)

Sidelined for the first month of the season due to an injury, she made her collegiate debut at LIU Brooklyn on Dec. 20 ... in that game she scored two points with an assist and a steal ... tallied 10 points over 133 minutes of action in 14 games as a freshman ... a talented rebounder, she recorded three or more rebounds in seven games with a season-high six coming against Bucknell (Feb. 17) ... averaged 9.5 minutes an appearance with a season-high 19 coming versus Bucknell (Feb. 17).


High School

Graduated from the Potter's House Christian Academy ... played basketball at the school ... served as the captain of the team as a senior when she also was selected as the co-MVP of the team ... the squad won the Sunshine Independent Athletic Association state (Fla.) title in each of her four years ... her high school basketball coach was Tony Bannister ... was part of an AAU team that also won multiple state titles ... served as the vice president of the school's student council as a senior ... was a member of the National Honor Society and received a SAT/ACT testing award.

Personal

Daughter of Vincent and Tamas ... born in Long Island and grew up in Florida ... father played four years of collegiate football at SUNY Cortland.

| | | | Total | | 3-Point | | F-Throws | | Rebounds | | | | | | | | | | | Scoring | |
|---------|-------|----------|--------|------|---------|------|----------|------|----------|-----|-----|-----|----|----|-----|----|-----|-----|-----|---------|--|
| Season | gp-gs | min/avg | fg-fga | pct | fg-fga | pct | ft-fa | pct | off | def | tot | avg | pf | fo | ast | to | blk | stl | pts | avg | |
| 2017-18 | 14-0 | 133/9.5 | 5-14 | .357 | 0-0 | .000 | 0-4 | .000 | 15 | 13 | 28 | 2.0 | 22 | 0 | 2 | 7 | 2 | 6 | 10 | 0.7 | |
| 2018-19 | 23-0 | 326/14.2 | 9-26 | .346 | 0-1 | .000 | 8-23 | .348 | 28 | 25 | 53 | 2.3 | 48 | 1 | 10 | 22 | 7 | 23 | 26 | 1.1 | |
| 2019-20 | 1-0 | 2/2.0 | 0-0 | .000 | 0-0 | .000 | 0-0 | .000 | 0 | 0 | 0 | 0.0 | 0 | 0 | 1 | 0 | 0 | 0 | 0 | 0.0 | |
| TOTAL | 38-0 | 461/12.1 | 14-40 | .350 | 0-1 | .000 | 8-27 | .296 | 43 | 38 | 81 | 2.1 | 70 | 1 | 13 | 29 | 9 | 29 | 36 | 0.9 | |



#13 - SOPHIE GATZOUNAS

5-9 • Junior • Guard/Forward • South Hadley, Mass. • South Hadley

Gatzounas' Career Game Highs

Points: 22, at Monmouth (12/19/18)
Rebounds: 13, at Rider (12/2/18)
Assists: 3, 3x, MR: Penn (11/24/18)
Minutes: 38, at American (3/6/19)

2019-20 Season Game Highs

Points: 8, Stevenson (11/5/19)
Rebounds: 3, Stevenson (11/5/19)
Assists: 2, Stevenson (11/5/19)
Minutes: 18, Stevenson (11/5/19)

Playing Honors: Patriot League Rookie of the Week (12/11/17); NAIA Athlete of the Week (11/26/18 ... 12/24/18 ... 1/1/19);
2018 Navy Classic All-Tournament Team

2018-19 (Sophomore)

| 2018-19 (Continued) | | | | | | | | | | | | | | | | | | | | | |
|---------------------|----------|----|-----|--------|--------|------------|-------|-------------|-------|----------|-----|-----|-----|----|----|-----|-----|-----|-----|------|--|
| Opponent | Date | gs | min | Total | | 3-Pointers | | Free throws | | Rebounds | | | | | | | | | | | |
| | | | | fg-fga | pct | 3fg-fga | pct | ft-fa | pct | off | def | tot | avg | pf | a | t/o | blk | stl | pts | avg | |
| CATHOLIC | 11/07/18 | * | 22 | 4-8 | .500 | 1-4 | .250 | 2-2 | 1.000 | 2 | 4 | 6 | 6.0 | 3 | 1 | 2 | 1 | 2 | 11 | 11.0 | |
| MARIST | 11/11/18 | * | 31 | 3-8 | .375 | 1-3 | .333 | 3-4 | .750 | 1 | 5 | 6 | 6.0 | 3 | 2 | 0 | 0 | 4 | 10 | 10.5 | |
| at Norfolk State | 11/18/18 | * | 25 | 1-3 | .333 | 0-1 | .000 | 0-1 | .000 | 5 | 2 | 7 | 6.3 | 3 | 1 | 1 | 1 | 2 | 2 | 7.7 | |
| PENN | 11/24/18 | * | 35 | 7-14 | .500 | 0-2 | .000 | 2-4 | .500 | 5 | 3 | 8 | 6.8 | 2 | 3 | 3 | 0 | 3 | 16 | 9.8 | |
| NCAT | 11/25/18 | * | 25 | 6-8 | .750 | 1-1 | 1.000 | 0-0 | .000 | 3 | 6 | 9 | 7.2 | 4 | 0 | 3 | 0 | 2 | 13 | 10.4 | |
| at Rider | 12/02/18 | * | 32 | 6-11 | .545 | 0-1 | .000 | 0-1 | .000 | 2 | 11 | 13 | 8.2 | 3 | 1 | 4 | 0 | 2 | 12 | 10.7 | |
| at Air Force | 12/07/18 | * | 29 | 3-7 | .429 | 0-1 | .000 | 0-1 | .000 | 4 | 2 | 6 | 7.9 | 4 | 1 | 3 | 0 | 3 | 6 | 10.0 | |
| at Colorado | 12/09/18 | * | 27 | 2-6 | .333 | 1-1 | 1.000 | 0-0 | .000 | 2 | 4 | 6 | 7.6 | 2 | 0 | 1 | 0 | 1 | 5 | 9.4 | |
| at Monmouth | 12/19/18 | * | 36 | 7-10 | .700 | 3-5 | .600 | 5-5 | 1.000 | 4 | 2 | 6 | 7.4 | 3 | 0 | 0 | 0 | 0 | 22 | 10.8 | |
| SAINT JOSEPH'S | 12/31/18 | * | 29 | 5-10 | .500 | 1-1 | 1.000 | 2-5 | .400 | 3 | 2 | 5 | 7.2 | 3 | 0 | 1 | 0 | 1 | 13 | 11.0 | |
| at Loyola | 01/03/19 | * | 33 | 4-7 | .571 | 1-1 | 1.000 | 4-5 | .800 | 3 | 6 | 9 | 7.4 | 2 | 2 | 2 | 2 | 0 | 13 | 11.2 | |
| LEHIGH | 01/06/19 | * | 22 | 1-9 | .111 | 0-2 | .000 | 0-0 | .000 | 1 | 3 | 4 | 7.1 | 2 | 1 | 3 | 2 | 1 | 2 | 10.4 | |
| AMERICAN | 01/09/19 | * | 23 | 1-2 | .500 | 0-1 | .000 | 0-0 | .000 | 3 | 2 | 5 | 6.9 | 2 | 2 | 2 | 1 | 2 | 2 | 9.8 | |
| at Colgate | 01/12/19 | * | 26 | 5-10 | .500 | 0-1 | .000 | 4-4 | 1.000 | 7 | 0 | 7 | 6.9 | 1 | 0 | 1 | 0 | 0 | 14 | 10.1 | |
| HOLY CROSS | 01/16/19 | * | 18 | 1-6 | .167 | 0-1 | .000 | 0-0 | .000 | 1 | 4 | 5 | 6.8 | 2 | 1 | 1 | 0 | 0 | 2 | 9.5 | |
| at Army | 01/19/19 | * | 13 | 0-2 | .000 | 0-1 | .000 | 0-0 | .000 | 2 | 1 | 3 | 6.6 | 1 | 2 | 2 | 0 | 0 | 0 | 8.9 | |
| at Lafayette | 01/23/19 | * | 12 | 1-3 | .333 | 0-1 | .000 | 0-0 | .000 | 1 | 3 | 4 | 6.4 | 3 | 0 | 1 | 0 | 0 | 2 | 8.5 | |
| BOSTON | 01/26/19 | * | 6 | 0-2 | .000 | 0-1 | .000 | 0-0 | .000 | 0 | 1 | 1 | 6.1 | 1 | 0 | 0 | 0 | 0 | 0 | 8.1 | |
| BUCKNELL | 01/30/19 | * | 12 | 0-4 | .000 | 0-0 | .000 | 0-0 | .000 | 4 | 0 | 4 | 6.0 | 1 | 0 | 1 | 0 | 0 | 0 | 7.6 | |
| at Lehigh | 02/02/19 | * | 25 | 4-8 | .500 | 0-2 | .000 | 3-4 | .750 | 1 | 2 | 3 | 5.9 | 0 | 0 | 1 | 0 | 0 | 11 | 7.8 | |
| COLGATE | 02/09/19 | * | 28 | 4-8 | .500 | 0-1 | .000 | 2-4 | .500 | 1 | 1 | 2 | 5.7 | 5 | 1 | 3 | 0 | 3 | 10 | 7.9 | |
| at Holy Cross | 02/13/19 | * | 24 | 2-6 | .333 | 0-1 | .000 | 2-2 | 1.000 | 1 | 0 | 1 | 5.5 | 1 | 0 | 2 | 0 | 1 | 6 | 7.8 | |
| ARMY | 02/16/19 | * | 22 | 2-3 | .667 | 0-0 | .000 | 0-0 | .000 | 1 | 1 | 2 | 5.3 | 3 | 0 | 2 | 0 | 1 | 4 | 7.7 | |
| LAFAYETTE | 02/20/19 | * | 19 | 4-8 | .500 | 0-1 | .000 | 2-2 | 1.000 | 1 | 5 | 6 | 5.3 | 4 | 1 | 2 | 2 | 0 | 10 | 7.8 | |
| at BOSTON | 02/23/19 | * | 32 | 5-9 | .556 | 1-3 | .333 | 2-2 | 1.000 | 1 | 2 | 3 | 5.2 | 4 | 1 | 0 | 0 | 0 | 13 | 8.0 | |
| at Bucknell | 02/27/19 | * | 14 | 1-4 | .250 | 0-2 | .000 | 2-2 | 1.000 | 1 | 3 | 4 | 5.2 | 2 | 0 | 2 | 1 | 3 | 4 | 7.8 | |
| LOYOLA | 03/02/19 | * | 27 | 4-8 | .500 | 0-0 | .000 | 1-1 | 1.000 | 1 | 4 | 5 | 5.2 | 3 | 1 | 3 | 1 | 2 | 9 | 7.9 | |
| at AMERICAN | 03/06/19 | * | 38 | 4-10 | .400 | 0-3 | .000 | 0-0 | .000 | 2 | 8 | 10 | 5.4 | 2 | 1 | 2 | 0 | 3 | 8 | 7.9 | |
| at Loyola | 03/09/19 | * | 27 | 4-6 | .667 | 1-3 | .333 | 0-0 | .000 | 0 | 1 | 1 | 5.2 | 3 | 0 | 2 | 1 | 1 | 9 | 7.9 | |
| Totals | | | 26 | 712 | 91-200 | .455 | 11-45 | .244 | .735 | 63 | 88 | 151 | 5.2 | 72 | 22 | 50 | 12 | 37 | 229 | 7.9 | |

2018-19 (Sophomore)

Saw action in all 29 games for Navy with 26 starts ... scored 7.9 points per game with an average of 24.6 minutes of playing time ... corralled 5.2 rebounds per game, while shooting 45.5% (91-200) from the floor; ranked 10th in the Patriot League for FG percentage ... posted one double-double, a 12-point, 13-rebound performance at Rider (Dec. 2) ... for the year, she scored in double figures 13 times, with a season-high of 22 at Monmouth (Dec. 19) and posted double-digit rebound totals twice ... as part of her career-high 22-point effort at Monmouth she was 7-10 from the field, 3-5 from three-point range and 5-5 from the foul line ... had 6 or more rebounds in 10 of her first 11 games in 2018-19, finished with 13 overall ... named to the 2018 Navy Classic All-Tournament Team for averaging 14.5 points, 8.5 rebounds and 2.5 steals, while shooting 59.0 percent (13-22) from the field in games versus Penn (Nov. 24) and North Carolina A&T (Nov. 25) ... defensively recorded 37 steals with six games of three or more thefts, including a season-high four versus Marist (Nov. 11) ... played in 712 minutes with a season-high of 38 at American (March 6); seven times she surpassed 30 minutes of action.

2017-18 (Freshman)

Appeared in 30 games with 13 starts as a freshman ... started the first 13 games of her freshman campaign for Navy ... posted a 6.2 scoring average over 17.7 minutes per game ... shot 48.6 percent from the field, 37.8 percent from three-point range and 75.6 percent from the foul line, all three were team-highs for Navy in 2017-18 ... tied for second on the team with 4.2 rebounds per game ... notched a double-double (20p/11r) in her second career game on Nov. 12 versus Rider (both totals were season-highs) ... recorded double-digit point outputs six times and double-digit rebound totals on four occasions ... second double-double came at New Mexico (Dec. 10) with 17 points and 11 rebounds ... connected for a season-high three three-point field goals (3-6) at Lafayette (Feb. 14) as part of a 16-point game ... on the court for 31 minutes at New Mexico (Dec. 10), the most for her in 2017-18.

High School

Graduated from South Hadley High School ... earned four letters in basketball, four in soccer and two in track and field ... in basketball, was part of teams that won its league title in 2016-17 ... the team reached the Western Mass title game ... was named the Basketball Hall of Fame's Player of the Year, was on the All-Western Mass Starting Five and the All-Division III team as a senior ... scored over 1,000 points in her prep career ... served as the captain of the team in each of her last three seasons ... her high school basketball coach was Paul Dubuc ... twice captained the school's soccer team ... earned All-Western Mass, all-state (Mass.) and All-New England accolades in the sport as a senior ... also received all-state and All-New England honors in track in 2017 ... won the Western Mass title in the javelin on her way to earning an All-America award in the sport

| | | | Total | | 3-Point | | F-Throws | | Rebounds | | | | | | | | | | Scoring | |
|---------|-------|-----------|---------|------|---------|------|----------|------|----------|-----|-----|-----|-----|----|-----|----|-----|-----|---------|-----|
| Season | gp-gs | min/avg | fg-fga | pct | fg-fga | pct | ft-fa | pct | off | def | tot | avg | pf | fo | ast | to | blk | stl | pts | avg |
| 2017-18 | 30-13 | 532/17.7 | 68-140 | .486 | 17-45 | .378 | 34-45 | .756 | 42 | 85 | 127 | 4.2 | 42 | 1 | 23 | 34 | 9 | 16 | 187 | 6.2 |
| 2018-19 | 29-26 | 712/24.6 | 91-200 | .455 | 11-45 | .244 | 36-49 | .735 | 63 | 88 | 151 | 5.2 | 72 | 1 | 22 | 50 | 12 | 37 | 229 | 7.9 |
| 2019-20 | 1-1 | 18/18.0 | 4-5 | .800 | 0-0 | .000 | 0-0 | .000 | 0 | 3 | 3 | 3.0 | 2 | 0 | 2 | 1 | 1 | 1 | 8 | 8.0 |
| TOTAL | 60-40 | 1262/21.0 | 163-345 | .472 | 28-90 | .311 | 70-94 | .745 | 105 | 176 | 281 | 4.7 | 116 | 2 | 47 | 85 | 22 | 54 | 424 | 7.1 |



#14 - DARRYL LANGFORD

5-10 • Sophomore • Guard/Forward • Fayetteville, Ga. • Fayette County

Langford's Career Game Highs

Points: 9, Lafayette (2/20/19)
Rebounds: 2, at Colorado (12/9/18)
Assists: 1, at Colorado (12/9/18)
Minutes: 8, Lafayette (2/20/19)

2019-20 Season Game Highs

Points: N/A
Rebounds: N/A
Assists: N/A
Minutes: N/A

2018-19 (Freshman)

| Opponent | Date | gs | min | Total | | 3-Pointers | | Free throws | | Rebounds | | | | pf | a | t/o | blk | stl | pts | avg |
|------------------|----------|-----|-----|--------|-------|------------|-------|-------------|------|----------|-----|-----|-----|----|---|-----|-----|-----|-----|-----|
| | | | | fg-fga | pct | 3fg-fga | pct | ft-fa | pct | off | def | tot | avg | | | | | | | |
| CATHOLIC | 11/07/18 | dnp | | - | - | - | - | - | - | - | - | - | - | - | - | - | - | - | - | - |
| MARIST | 11/11/18 | dnp | | - | - | - | - | - | - | - | - | - | - | - | - | - | - | - | - | - |
| at Norfolk State | 11/18/18 | dnp | | - | - | - | - | - | - | - | - | - | - | - | - | - | - | - | - | - |
| PENN | 11/24/18 | dnp | | - | - | - | - | - | - | - | - | - | - | - | - | - | - | - | - | - |
| NCAT | 11/25/18 | dnp | | - | - | - | - | - | - | - | - | - | - | - | - | - | - | - | - | - |
| at Rider | 12/02/18 | dnp | | - | - | - | - | - | - | - | - | - | - | - | - | - | - | - | - | - |
| at Air Force | 12/07/18 | dnp | | - | - | - | - | - | - | - | - | - | - | - | - | - | - | - | - | - |
| at Colorado | 12/09/18 | 7 | | 1-7 | .143 | 1-3 | .333 | 0-4 | .000 | 1 | 1 | 2 | 2.0 | 0 | 1 | 0 | 0 | 0 | 3 | 3.0 |
| at Monmouth | 12/19/18 | dnp | | - | - | - | - | - | - | - | - | - | - | - | - | - | - | - | - | - |
| SAINT JOSEPH'S | 12/31/18 | dnp | | - | - | - | - | - | - | - | - | - | - | - | - | - | - | - | - | - |
| at Loyola | 01/03/19 | dnp | | - | - | - | - | - | - | - | - | - | - | - | - | - | - | - | - | - |
| LEHIGH | 01/06/19 | dnp | | - | - | - | - | - | - | - | - | - | - | - | - | - | - | - | - | - |
| AMERICAN | 01/09/19 | dnp | | - | - | - | - | - | - | - | - | - | - | - | - | - | - | - | - | - |
| at Colgate | 01/12/19 | dnp | | - | - | - | - | - | - | - | - | - | - | - | - | - | - | - | - | - |
| HOLY CROSS | 01/16/19 | dnp | | - | - | - | - | - | - | - | - | - | - | - | - | - | - | - | - | - |
| at Army | 01/19/19 | dnp | | - | - | - | - | - | - | - | - | - | - | - | - | - | - | - | - | - |
| at Lafayette | 01/23/19 | dnp | | - | - | - | - | - | - | - | - | - | - | - | - | - | - | - | - | - |
| BOSTON | 01/26/19 | dnp | | - | - | - | - | - | - | - | - | - | - | - | - | - | - | - | - | - |
| BUCKNELL | 01/30/19 | dnp | | - | - | - | - | - | - | - | - | - | - | - | - | - | - | - | - | - |
| at Lehigh | 02/02/19 | dnp | | - | - | - | - | - | - | - | - | - | - | - | - | - | - | - | - | - |
| COLGATE | 02/09/19 | dnp | | - | - | - | - | - | - | - | - | - | - | - | - | - | - | - | - | - |
| at Holy Cross | 02/13/19 | dnp | | - | - | - | - | - | - | - | - | - | - | - | - | - | - | - | - | - |
| ARMY | 02/16/19 | dnp | | - | - | - | - | - | - | - | - | - | - | - | - | - | - | - | - | - |
| LAFAYETTE | 02/20/19 | 8 | | 3-6 | .500 | 3-5 | .600 | 0-0 | .000 | 0 | 0 | 0 | 1.0 | 0 | 0 | 0 | 0 | 0 | 9 | 6.0 |
| at BOSTON | 02/23/19 | 2 | | 1-1 | 1.000 | 1-1 | 1.000 | 0-0 | .000 | 0 | 0 | 0 | 0.7 | 1 | 0 | 1 | 0 | 0 | 3 | 5.0 |
| at Bucknell | 02/27/19 | 7 | | 0-3 | .000 | 0-1 | .000 | 0-0 | .000 | 0 | 0 | 0 | 0.5 | 1 | 0 | 1 | 0 | 1 | 0 | 3.8 |
| LOYOLA | 03/02/19 | 4 | | 0-0 | .000 | 0-0 | .000 | 0-0 | .000 | 0 | 0 | 0 | 0.4 | 0 | 0 | 1 | 0 | 0 | 0 | 3.0 |
| at AMERICAN | 03/06/19 | dnp | | - | - | - | - | - | - | - | - | - | - | - | - | - | - | - | - | - |
| at Loyola | 03/09/19 | dnp | | - | - | - | - | - | - | - | - | - | - | - | - | - | - | - | - | - |
| Totals | | 0 | 28 | 5-17 | .294 | 5-10 | .500 | 0-4 | .000 | 1 | 1 | 2 | 0.4 | 2 | 1 | 3 | 0 | 1 | 15 | 3.0 |

2018-19 (Freshman)

Appeared in five games off the bench as a source of instant offense as she netted 15 points in 28 combined minutes of action ... made collegiate debut at Colorado (Dec. 9); finished with three points, two rebounds and an assist in seven minutes ... scored a season-high nine points on 3-5 shooting from three-point range versus Lafayette (Feb. 20) ... also made a three-pointer at Boston (Feb. 23) as part of her .500 percentage shooting effort from long distance (5-10) on the year.

High School

Earned six varsity letters at Fayette County High School: basketball (4) and track & field (2), both under the guidance of head coach John Strickland ... as a senior in 2016-17, named Georgia Athletic Coaches Association All-State Class 5A-South, All-AJC Southside Area Honorable Mention and All-County ... served as FC's team captain during her junior and senior seasons ... helped Fayette County to the Class AAAAA Final Four in 2014-15 and Sweet 16 in 2016-17 ... competed in the high jump for FC's track & field team, finished in second place at the 2017 GHSA Class AAAAA State Championship in the event ... prepped during the 2017-18 school year at NAPS and was a member of the basketball team.

Personal

Daughter of Daryl and Markgetta ... father is a retired Lieutenant Colonel from the U.S. Army (28 years of service) ... born in California and moved to West Point, Germany and Georgia as a result of her father's involvement in the Army ... brother Christopher serves in the Army, while her sister, Brittanie is in the Air Force ... participated in JROTC at Fayette County High School

| Season | gp-gs | min/avg | fg-fga | pct | fg-fga | pct | ft-fa | pct | off | def | tot | avg | pf | fo | ast | to | blk | stl | pts | avg |
|---------|-------|---------|--------|------|--------|------|-------|------|-----|-----|-----|-----|----|----|-----|----|-----|-----|-----|-----|
| 2018-19 | 5-0 | 28/5.6 | 5-17 | .294 | 5-10 | .500 | 0-4 | .000 | 1 | 1 | 2 | 0.4 | 2 | 0 | 1 | 3 | 0 | 1 | 15 | 3.0 |
| TOTAL | 5-0 | 28/5.6 | 5-17 | .294 | 5-10 | .500 | 0-4 | .000 | 1 | 1 | 2 | 0.4 | 2 | 0 | 1 | 3 | 0 | 1 | 15 | 3.0 |



#21 - JASMINE BISHOP

5-9 • Junior • Forward • Twinsburg, Ohio • Twinsburg HS

Bishop's Career Game Highs

Points: 12, Catholic (11/7/18)
Rebounds: 6, 2x, MR at Loyola (3/9/19)
Assists: 5, at Army (1/19/19)
Minutes: 30, at Lafayette (1/23/19)

2019-20 Season Game Highs

Points: 4, Stevenson (11/5/19)
Rebounds: 1, Stevenson (11/5/19)
Assists: N/A
Minutes: 11, Stevenson (11/5/19)

2018-19 (Sophomore)

| | | | 2018-19 (Continued) | | | | | | | | | | | | | | | | | |
|------------------|----------|-----|---------------------|--------|------|------------|------|-------------|------|----------|-----|-----|-----|----|----|-----|-----|-----|------|-----|
| Opponent | Date | gs | min | Total | | 3-Pointers | | Free throws | | Rebounds | | | | pf | a | t/o | blk | stl | pts | avg |
| | | | | fg-fga | pct | 3fg-fga | pct | ft-fga | pct | off | def | tot | avg | | | | | | | |
| CATHOLIC | 11/07/18 | 19 | 4-6 | .667 | 2-3 | .667 | 2-2 | 1.000 | 2 | 3 | 5 | 5.0 | 2 | 2 | 1 | 0 | 5 | 12 | 12.0 | |
| MARIST | 11/11/18 | 19 | 1-6 | .167 | 0-0 | .000 | 0-0 | .000 | 0 | 4 | 4 | 4.5 | 2 | 0 | 3 | 0 | 1 | 2 | 7.0 | |
| at Norfolk State | 11/18/18 | 21 | 1-3 | .333 | 0-0 | .000 | 2-2 | 1.000 | 2 | 3 | 5 | 4.7 | 2 | 0 | 1 | 0 | 0 | 4 | 6.0 | |
| PENN | 11/24/18 | 12 | 2-5 | .400 | 0-0 | .000 | 0-0 | .000 | 0 | 1 | 1 | 3.8 | 4 | 0 | 1 | 0 | 0 | 4 | 5.5 | |
| NCAT | 11/25/18 | 20 | 2-8 | .250 | 1-2 | .500 | 0-0 | .000 | 0 | 2 | 2 | 3.4 | 2 | 0 | 2 | 1 | 1 | 5 | 5.4 | |
| at Rider | 12/02/18 | 8 | 0-1 | .000 | 0-0 | .000 | 0-0 | .000 | 0 | 0 | 0 | 2.8 | 1 | 0 | 1 | 0 | 0 | 0 | 4.5 | |
| at Air Force | 12/07/18 | 19 | 1-4 | .250 | 0-0 | .000 | 0-2 | .000 | 3 | 2 | 5 | 3.1 | 1 | 0 | 0 | 0 | 0 | 2 | 4.1 | |
| at Colorado | 12/09/18 | 20 | 1-5 | .200 | 0-0 | .000 | 0-0 | .000 | 2 | 3 | 5 | 3.4 | 4 | 0 | 2 | 0 | 1 | 2 | 3.9 | |
| at Monmouth | 12/19/18 | 12 | 0-2 | .000 | 0-0 | .000 | 0-0 | .000 | 0 | 0 | 0 | 3.0 | 1 | 0 | 2 | 0 | 2 | 0 | 3.4 | |
| SAINT JOSEPH'S | 12/31/18 | dnp | - | - | - | - | - | - | - | - | - | - | - | - | - | - | - | - | - | |
| at Loyola | 01/03/19 | dnp | - | - | - | - | - | - | - | - | - | - | - | - | - | - | - | - | - | |
| LEHIGH | 01/06/19 | dnp | - | - | - | - | - | - | - | - | - | - | - | - | - | - | - | - | - | |
| AMERICAN | 01/09/19 | dnp | - | - | - | - | - | - | - | - | - | - | - | - | - | - | - | - | - | |
| at Colgate | 01/12/19 | 12 | 1-3 | .333 | 0-1 | .000 | 0-0 | .000 | 1 | 1 | 2 | 2.9 | 1 | 1 | 0 | 0 | 1 | 2 | 3.3 | |
| HOLY CROSS | 01/16/19 | * | 14 | 0-6 | .000 | 0-2 | .000 | 0-0 | .000 | 2 | 1 | 3 | 2.9 | 2 | 0 | 1 | 0 | 0 | 3.0 | |
| at Army | 01/19/19 | 24 | 5-8 | .625 | 0-1 | .000 | 0-0 | .000 | 0 | 2 | 2 | 2.8 | 2 | 5 | 2 | 0 | 0 | 10 | 3.6 | |
| at Lafayette | 01/23/19 | 30 | 1-8 | .125 | 0-1 | .000 | 1-2 | .500 | 1 | 3 | 4 | 2.9 | 3 | 0 | 2 | 0 | 1 | 3 | 3.5 | |
| BOSTON | 01/26/19 | 21 | 2-6 | .333 | 0-0 | .000 | 0-0 | .000 | 1 | 1 | 2 | 2.9 | 1 | 0 | 3 | 0 | 0 | 4 | 3.6 | |
| BUCKNELL | 01/30/19 | * | 25 | 1-6 | .167 | 0-0 | .000 | 1-2 | .500 | 1 | 2 | 3 | 2.9 | 2 | 0 | 3 | 1 | 1 | 3 | 3.5 |
| at Lehigh | 02/02/19 | * | 22 | 3-5 | .600 | 0-0 | .000 | 0-1 | .000 | 1 | 2 | 3 | 2.9 | 0 | 1 | 0 | 0 | 0 | 6 | 3.7 |
| COLGATE | 02/09/19 | 16 | 0-0 | .000 | 0-0 | .000 | 0-0 | .000 | 1 | 2 | 3 | 2.9 | 2 | 3 | 2 | 0 | 0 | 0 | 3.5 | |
| at Holy Cross | 02/13/19 | 8 | 1-2 | .500 | 0-0 | .000 | 0-0 | .000 | 1 | 1 | 2 | 2.8 | 0 | 0 | 1 | 0 | 0 | 2 | 3.4 | |
| ARMY | 02/16/19 | 14 | 0-0 | .000 | 0-0 | .000 | 0-0 | .000 | 0 | 1 | 1 | 2.7 | 0 | 0 | 1 | 1 | 0 | 0 | 3.2 | |
| LAFAYETTE | 02/20/19 | * | 28 | 1-5 | .200 | 0-1 | .000 | 0-0 | .000 | 2 | 4 | 6 | 2.9 | 4 | 2 | 1 | 0 | 1 | 2 | 3.2 |
| at BOSTON | 02/23/19 | * | 27 | 3-9 | .333 | 0-0 | .000 | 0-0 | .000 | 0 | 5 | 5 | 3.0 | 3 | 1 | 1 | 0 | 1 | 6 | 3.3 |
| at Bucknell | 02/27/19 | * | 27 | 2-10 | .200 | 0-0 | .000 | 3-4 | .750 | 3 | 2 | 5 | 3.1 | 3 | 1 | 0 | 0 | 0 | 7 | 3.5 |
| LOYOLA | 03/02/19 | 1 | 0-0 | .000 | 0-0 | .000 | 0-0 | .000 | 0 | 0 | 0 | 3.0 | 0 | 0 | 1 | 0 | 0 | 0 | 3.3 | |
| at AMERICAN | 03/06/19 | 16 | 2-3 | .667 | 0-0 | .000 | 0-0 | .000 | 0 | 1 | 1 | 2.9 | 3 | 0 | 0 | 0 | 0 | 4 | 3.3 | |
| at Loyola | 03/09/19 | 23 | 3-6 | .500 | 0-1 | .000 | 1-2 | .500 | 3 | 3 | 6 | 3.0 | 2 | 1 | 1 | 0 | 2 | 7 | 3.5 | |
| Totals | | 6 | 458 | 37-117 | .316 | 3-12 | .250 | 10-17 | .588 | 26 | 49 | 75 | 3.0 | 47 | 17 | 32 | 3 | 17 | 87 | 3.5 |

2018-19 (Sophomore)

Appeared in 25 of the Mids' 29 games as a sophomore, starting six contests ... made her first collegiate start versus Holy Cross (Jan. 16) ... averaged 18.3 minutes of action and 3.5 points per game as a member of Navy's frontcourt rotation ... led the Mids' reserves in rebounds per game with 3.0; sixth-highest on the team ... had 10 games with four or more rebounds, including season-high totals of six versus Lafayette (Feb. 20) and at Loyola (March 9) ... tallied double-digit point totals twice; 12 against Catholic (Nov. 7) and 10 at Army (Jan. 19) ... added a career-high five assists in that same Army game on Jan. 19 ... kicked off her sophomore campaign with 12 points, five rebounds, two assists, two three-pointers and five steals against Catholic (Nov. 7) ... played 458 combined minutes with a season-best 30 at Lafayette off the bench (Jan. 23); had 11 other games of 20 or more minutes of playing time.

2017-18 (Freshman)

Played in 32 of Navy's 33 games during the 2017-18 season, all off the bench in reserve action ... averaged 10.7 minutes and 2.0 points per game ... had a season-best game versus Emory & Henry (Dec. 3) with 11 points (4-10 FG, 2-3 3PT) and five steals over 20 minutes of action ... recorded four or more points in seven games ... saw 341 minutes of action with a season-high of 21 at Bucknell (Jan. 24) and 20 versus St. Bonaventure (Nov. 26), Emory & Henry (Dec. 3) and Virginia Tech (March 16).


High School

Graduated from Twinsburg High School ... earned four letters in basketball at the school ... the team won its conference title during her senior year after winning district crowns the previous two seasons ... earned all-city and all-county (first team) accolades as a junior and senior ... garnered honorable mention all-state (Ohio) laurels in each of her last two seasons ... served as the captain of the team ... her high school coach was Julie Solis ... was a National Honor Society nominee.

Personal

Daughter of Marvin and Angelique ... father player basketball at Point Park University ... brother Jalil ran track at Dartmouth for four years (2010/11-2013/14) ... participated in Twinsburg's American Sign Language Club

| | | | Total | | 3-Point | | F-Throws | | Rebounds | | | | | | | | | | | Scoring | |
|---------|-------|----------|--------|-------|---------|------|----------|------|----------|-----|-----|-----|----|----|-----|----|-----|-----|-----|---------|--|
| Season | gp-gs | min/avg | fg-fga | pct | fg-fga | pct | ft-fa | pct | off | def | tot | avg | pf | fo | ast | to | blk | stl | pts | avg | |
| 2017-18 | 32-0 | 341/10.7 | 28-91 | .308 | 4-20 | .200 | 5-12 | .417 | 25 | 27 | 52 | 1.6 | 32 | 0 | 12 | 28 | 7 | 18 | 65 | 2.0 | |
| 2018-19 | 25-6 | 458/18.3 | 37-117 | .316 | 3-12 | .250 | 10-17 | .588 | 26 | 49 | 75 | 3.0 | 47 | 0 | 17 | 32 | 3 | 17 | 87 | 3.5 | |
| 2019-20 | 1-0 | 11/11.0 | 2-2 | 1.000 | 0-0 | .000 | 0-0 | .000 | 1 | 0 | 1 | 1.0 | 0 | 0 | 0 | 1 | 1 | 0 | 4 | 4.0 | |
| TOTAL | 58-6 | 810/14.0 | 67-210 | .319 | 7-32 | .219 | 15-29 | .517 | 52 | 76 | 128 | 2.2 | 79 | 0 | 29 | 61 | 11 | 35 | 156 | 2.7 | |



#22 - CAILIN DUFFY

5-10 • Sophomore • Guard • Westerville, Ohio • Westerville South

Duffy's Career Game Highs

Points: 7, Boston University (1/26/19)

Rebounds: 4, at Lehigh (2/2/19)

Assists: 1, 2x, MR: at Loyola (3/9/19)

Minutes: 20, at Lafayette (1/23/19)

2019-20 Season Game Highs

Points: N/A

Rebounds: N/A

Assists: N/A

Minutes: N/A

Academic Honors: Patriot League Academic Honor Roll (2019)

2018-19 (Freshman)

| Opponent | Date | gs | min | Total | | 3-Pointers | | Free throws | | Rebounds | | | | pf | a | t/o | blk | stl | pts | avg |
|------------------|----------|-----|-----|--------|------|------------|------|-------------|------|----------|-----|-----|-----|----|---|-----|-----|-----|-----|-----|
| | | | | fg-fga | pct | 3fg-fga | pct | ft-fa | pct | off | def | tot | avg | | | | | | | |
| CATHOLIC | 11/07/18 | | 10 | 0-4 | .000 | 0-3 | .000 | 0-0 | .000 | 1 | 0 | 1 | 1.0 | 0 | 0 | 2 | 0 | 1 | 0 | 0.0 |
| MARIST | 11/11/18 | | 3 | 0-2 | .000 | 0-1 | .000 | 0-0 | .000 | 0 | 0 | 0 | 0.5 | 0 | 0 | 0 | 0 | 0 | 0 | 0.0 |
| at Norfolk State | 11/18/18 | dnp | | - | - | - | - | - | - | - | - | - | - | - | - | - | - | - | - | - |
| PENN | 11/24/18 | dnp | | - | - | - | - | - | - | - | - | - | - | - | - | - | - | - | - | - |
| NCAT | 11/25/18 | dnp | | - | - | - | - | - | - | - | - | - | - | - | - | - | - | - | - | - |
| at Rider | 12/02/18 | dnp | | - | - | - | - | - | - | - | - | - | - | - | - | - | - | - | - | - |
| at Air Force | 12/07/18 | dnp | | - | - | - | - | - | - | - | - | - | - | - | - | - | - | - | - | - |
| at Colorado | 12/09/18 | dnp | | - | - | - | - | - | - | - | - | - | - | - | - | - | - | - | - | - |
| at Monmouth | 12/19/18 | dnp | | - | - | - | - | - | - | - | - | - | - | - | - | - | - | - | - | - |
| SAINT JOSEPH'S | 12/31/18 | | 8 | 1-2 | .500 | 1-2 | .500 | 0-0 | .000 | 0 | 0 | 0 | 0.3 | 0 | 0 | 0 | 0 | 0 | 3 | 1.0 |
| at Loyola | 01/03/19 | | 5 | 0-1 | .000 | 0-1 | .000 | 0-0 | .000 | 0 | 0 | 0 | 0.3 | 0 | 0 | 0 | 1 | 0 | 0 | 0.8 |
| LEHIGH | 01/06/19 | | 18 | 2-6 | .333 | 2-5 | .400 | 0-0 | .000 | 0 | 1 | 1 | 0.4 | 1 | 0 | 1 | 0 | 0 | 6 | 1.8 |
| AMERICAN | 01/09/19 | | 2 | 0-1 | .000 | 0-1 | .000 | 0-0 | .000 | 0 | 1 | 1 | 0.5 | 0 | 1 | 0 | 0 | 0 | 0 | 1.5 |
| at Colgate | 01/12/19 | | 12 | 2-4 | .500 | 1-3 | .333 | 0-0 | .000 | 0 | 1 | 1 | 0.6 | 0 | 0 | 0 | 0 | 0 | 5 | 2.0 |
| HOLY CROSS | 01/16/19 | | 2 | 0-0 | .000 | 0-0 | .000 | 0-0 | .000 | 0 | 0 | 0 | 0.5 | 0 | 0 | 0 | 1 | 0 | 0 | 1.8 |
| at Army | 01/19/19 | | 2 | 0-0 | .000 | 0-0 | .000 | 0-0 | .000 | 0 | 1 | 1 | 0.6 | 1 | 0 | 0 | 0 | 0 | 0 | 1.6 |
| at Lafayette | 01/23/19 | | 20 | 2-6 | .333 | 1-4 | .250 | 1-2 | .500 | 0 | 2 | 2 | 0.7 | 0 | 0 | 0 | 0 | 0 | 6 | 2.0 |
| BOSTON | 01/26/19 | | 10 | 3-5 | .600 | 1-2 | .500 | 0-0 | .000 | 0 | 0 | 0 | 0.6 | 0 | 0 | 0 | 0 | 0 | 7 | 2.5 |
| BUCKNELL | 01/30/19 | | 6 | 0-0 | .000 | 0-0 | .000 | 0-0 | .000 | 0 | 0 | 0 | 0.6 | 1 | 0 | 1 | 0 | 0 | 0 | 2.3 |
| at Lehigh | 02/02/19 | | 11 | 0-3 | .000 | 0-0 | .000 | 0-0 | .000 | 2 | 2 | 4 | 0.8 | 4 | 0 | 0 | 0 | 0 | 0 | 2.1 |
| COLGATE | 02/09/19 | dnp | | - | - | - | - | - | - | - | - | - | - | - | - | - | - | - | - | - |
| at Holy Cross | 02/13/19 | dnp | | - | - | - | - | - | - | - | - | - | - | - | - | - | - | - | - | - |
| ARMY | 02/16/19 | dnp | | - | - | - | - | - | - | - | - | - | - | - | - | - | - | - | - | - |
| LAFAYETTE | 02/20/19 | | 5 | 0-1 | .000 | 0-1 | .000 | 0-0 | .000 | 0 | 1 | 1 | 0.9 | 0 | 0 | 2 | 0 | 1 | 0 | 1.9 |
| at BOSTON | 02/23/19 | dnp | | - | - | - | - | - | - | - | - | - | - | - | - | - | - | - | - | - |
| at Bucknell | 02/27/19 | dnp | | - | - | - | - | - | - | - | - | - | - | - | - | - | - | - | - | - |
| LOYOLA | 03/02/19 | dnp | | - | - | - | - | - | - | - | - | - | - | - | - | - | - | - | - | - |
| at AMERICAN | 03/06/19 | | 2 | 0-1 | .000 | 0-0 | .000 | 0-0 | .000 | 0 | 0 | 0 | 0.8 | 0 | 0 | 0 | 0 | 0 | 0 | 1.8 |
| at Loyola | 03/09/19 | | 8 | 0-2 | .000 | 0-1 | .000 | 0-0 | .000 | 0 | 1 | 1 | 0.8 | 0 | 1 | 0 | 0 | 0 | 0 | 1.7 |
| Totals | | 0 | 124 | 10-38 | .263 | 6-24 | .250 | 1-2 | .500 | 3 | 10 | 13 | 0.8 | 7 | 2 | 6 | 2 | 2 | 27 | 1.7 |

2018-19 (Freshman)

Appeared in 16 games off the bench in her first season with the Mids with 13 games against Patriot League foes ... made collegiate debut in season-opener versus Catholic (Nov. 7) ... averaged 7.8 minutes of action and 1.7 points per game ... finished with 27 total points, 18 of which came from three-point range ... long-distance shooting helped her score five or more points four times with a season-best seven coming against Boston (Jan. 26) ... other season-highs included, four rebounds at Lehigh (Feb. 2), two three-pointers made versus Lehigh (Jan. 6) and 20 minutes played at Lafayette (Jan. 23) ... totaled 124 minutes of playing time.

High School

A four-year varsity letterwinner as a guard on Westerville South's basketball team under the direction of head coach Silas Williams ... also rowed with Westerville South's club crew program ... named All-OCC-Buckeye All-League as a junior (2016-17) and senior (2017-18), as well as Honorable Mention All-District I as a junior and First Team All-District I as a senior ... aided Westerville South's District I Championship run in 2017-18; the first district title in program history ... served as team captain for her final two seasons.

Personal

Daughter of Sean and Marcie ... mother was a two-sport athlete at Ohio Wesleyan University (track & field and volleyball) ... teammates at Westerville South with DI women's basketball players Peyton Guice (Ohio University '23) and Sommer Pitzer (Indiana State '23) ... participated in National Honor Society.

| | | | Total | | 3-Point | | F-Throws | | Rebounds | | | | | | | | | | | Scoring | |
|---------|-------|---------|--------|------|---------|------|----------|------|----------|-----|-----|-----|----|----|-----|----|-----|-----|-----|---------|--|
| Season | gp-gs | min/avg | fg-fga | pct | fg-fga | pct | ft-fa | pct | off | def | tot | avg | pf | fo | ast | to | blk | stl | pts | avg | |
| 2018-19 | 16-0 | 124/7.8 | 10-38 | .263 | 6-24 | .250 | 1-2 | .500 | 3 | 10 | 13 | 0.8 | 7 | 0 | 2 | 6 | 2 | 2 | 27 | 1.7 | |
| TOTAL | 16-0 | 124/7.8 | 10-38 | .263 | 6-24 | .250 | 1-2 | .500 | 3 | 10 | 13 | 0.8 | 7 | 0 | 2 | 6 | 2 | 2 | 27 | 1.7 | |



#23 - MAGGIE MOORE

6-2 • Freshman • Forward • Ruffs Dale, Pa. • Southmoreland

Moore's Career Game Highs

Points:
Rebounds:
Assists:
Minutes:

2019-20 Season Game Highs

Points: N/A
Rebounds: N/A
Assists: N/A
Minutes: N/A

High School

A four-year letterwinner at Southmoreland High School in Alverton, Pa. playing for head coach Brian Pritts ... garnered All-WPIAL 4A Section 3 Conference honors following her junior and senior campaigns ... led the conference in rebounds and blocks as both a junior in 2017-18 and senior in 2018-19... served as team captain during the 2018-19 season and helped lead the Scotties to their first WPIAL postseason appearances since 2008 ... won the 2019 Excellence Award for Westmoreland County female scholar-athletes ... played AAU with the WPA Bruins ... competed at the 2018 USA Basketball 3x3 U-18 National Championships in Colorado Springs ... also ran cross country for one season at Southmoreland.

Personal

Daughter of Charles and Robin ... volunteered at local area food banks in the Ruffs Dale, Pa. area, as with the Make-A-Wish Foundation ... participated with Southmoreland's National Honor Society and Reading Club.



#24 - LINDSAY LLEWELLYN

5-10 • Freshman • Guard • North East, Md. • The Tome School

Llewellyn' Career Game Highs

Points:
Rebounds:
Assists:
Minutes:

2019-20 Season Game Highs


Points: 6, Stevenson (11/5/19)
Rebounds: 2, Stevenson (11/5/19)
Assists: N/A
Minutes: 21, Stevenson (11/5/19)

High School

Three-sport athlete at The Tome School as she was a member of the basketball, soccer and cross country teams ... basketball coach at Tome was Jamie Hensley ... 2018 Cecil Country Girls Basketball Player of the Year ... finished her career at Tome with more than 1,500 points and 700 rebounds ... capped her career by leading Tome to a 20-4 record in 2018 and winning the MIL (Mid-Atlantic Independent League) Conference title, while averaging a double-double (16 ppg/12 rpg) ... Tome also won the 2016 and 2017 MIL titles ... spent the 2018-19 school year prepping at NAPS.

Personal

Daughter of Joseph and Lisa ... father played lacrosse at the Air Force Academy and served in the U.S. Air Force (currently with Air National Guard) ... three older siblings have graduated or are attending service academies ... sister Leah played four years of women's lacrosse at the Coast Guard Academy (2016-19) and earned All-NEWMAC Conference honors in 2018 and 2019 ... other siblings, include Lauren, who graduated from the Air Force Academy in 2018 and Joseph ('20), who currently attends the Naval Academy ... participated in The Key Club and the American Legion Auxiliary Girls State program.



#30 - MONTANA BRAXTON

5-10 • Senior • Forward • Cape Elizabeth, Maine • Cape Elizabeth

Braxton's Career Game Highs

Points: 4, 3x, MR: Stevenson (11/5/19)

Rebounds: 8, Stevenson (11/5/19)

Assists: 1, 2x, MR: Stevenson (11/5/19)

Minutes: 29, Stevenson (11/5/19)

2019-20 Season Game Highs

Points: 4, Stevenson (11/5/19)

Rebounds: 8, Stevenson (11/5/19)

Assists: 1, Stevenson (11/5/19)

Minutes: 29, Stevenson (11/5/19)

Academic Honors: Patriot League Academic Honor Roll (2018, '19)

2018-19 (Junior)

| Opponent | Date | gs | min | Total | | 3-Pointers | | Free throws | | Rebounds | | | | pf | a | t/o | blk | stl | pts | avg |
|------------------|----------|-----|-----|--------|------|------------|------|-------------|------|----------|-----|-----|-----|----|---|-----|-----|-----|-----|-----|
| | | | | fg-fga | pct | 3fg-fga | pct | ft-fa | pct | off | def | tot | avg | | | | | | | |
| CATHOLIC | 11/07/18 | 15 | | 1-2 | .500 | 0-0 | .000 | 2-6 | .333 | 3 | 2 | 5 | 5.0 | 2 | 1 | 2 | 0 | 1 | 4 | 4.0 |
| MARIST | 11/11/18 | dnp | | - | - | - | - | - | - | - | - | - | - | - | - | - | - | - | - | - |
| at Norfolk State | 11/18/18 | dnp | | - | - | - | - | - | - | - | - | - | - | - | - | - | - | - | - | - |
| PENN | 11/24/18 | dnp | | - | - | - | - | - | - | - | - | - | - | - | - | - | - | - | - | - |
| NCAT | 11/25/18 | dnp | | - | - | - | - | - | - | - | - | - | - | - | - | - | - | - | - | - |
| at Rider | 12/02/18 | dnp | | - | - | - | - | - | - | - | - | - | - | - | - | - | - | - | - | - |
| at Air Force | 12/07/18 | dnp | | - | - | - | - | - | - | - | - | - | - | - | - | - | - | - | - | - |
| at Colorado | 12/09/18 | dnp | | - | - | - | - | - | - | - | - | - | - | - | - | - | - | - | - | - |
| at Monmouth | 12/19/18 | dnp | | - | - | - | - | - | - | - | - | - | - | - | - | - | - | - | - | - |
| SAINT JOSEPH'S | 12/31/18 | 4 | | 0-0 | .000 | 0-0 | .000 | 0-0 | .000 | 0 | 0 | 0 | 2.5 | 0 | 0 | 1 | 0 | 0 | 0 | 2.0 |
| at Loyola | 01/03/19 | 7 | | 0-0 | .000 | 0-0 | .000 | 0-0 | .000 | 0 | 1 | 1 | 2.0 | 0 | 0 | 1 | 0 | 0 | 0 | 1.3 |
| LEHIGH | 01/06/19 | 14 | | 1-4 | .250 | 0-0 | .000 | 0-0 | .000 | 0 | 4 | 4 | 2.5 | 1 | 0 | 0 | 0 | 1 | 2 | 1.5 |
| AMERICAN | 01/09/19 | 13 | | 2-4 | .500 | 0-0 | .000 | 0-0 | .000 | 0 | 0 | 0 | 2.0 | 0 | 0 | 1 | 0 | 0 | 4 | 2.0 |
| at Colgate | 01/12/19 | dnp | | - | - | - | - | - | - | - | - | - | - | - | - | - | - | - | - | - |
| HOLY CROSS | 01/16/19 | dnp | | - | - | - | - | - | - | - | - | - | - | - | - | - | - | - | - | - |
| at Army | 01/19/19 | dnp | | - | - | - | - | - | - | - | - | - | - | - | - | - | - | - | - | - |
| at Lafayette | 01/23/19 | dnp | | - | - | - | - | - | - | - | - | - | - | - | - | - | - | - | - | - |
| BOSTON | 01/26/19 | dnp | | - | - | - | - | - | - | - | - | - | - | - | - | - | - | - | - | - |
| BUCKNELL | 01/30/19 | dnp | | - | - | - | - | - | - | - | - | - | - | - | - | - | - | - | - | - |
| at Lehigh | 02/02/19 | dnp | | - | - | - | - | - | - | - | - | - | - | - | - | - | - | - | - | - |
| COLGATE | 02/09/19 | dnp | | - | - | - | - | - | - | - | - | - | - | - | - | - | - | - | - | - |
| at Holy Cross | 02/13/19 | dnp | | - | - | - | - | - | - | - | - | - | - | - | - | - | - | - | - | - |
| ARMY | 02/16/19 | dnp | | - | - | - | - | - | - | - | - | - | - | - | - | - | - | - | - | - |
| LAFAYETTE | 02/20/19 | dnp | | - | - | - | - | - | - | - | - | - | - | - | - | - | - | - | - | - |
| at BOSTON | 02/23/19 | dnp | | - | - | - | - | - | - | - | - | - | - | - | - | - | - | - | - | - |
| at Bucknell | 02/27/19 | 1 | | 0-1 | .000 | 0-0 | .000 | 0-0 | .000 | 0 | 0 | 0 | 1.7 | 0 | 0 | 0 | 0 | 0 | 0 | 1.7 |
| LOYOLA | 03/02/19 | dnp | | - | - | - | - | - | - | - | - | - | - | - | - | - | - | - | - | - |
| at AMERICAN | 03/06/19 | 4 | | 0-0 | .000 | 0-0 | .000 | 0-0 | .000 | 0 | 0 | 0 | 1.4 | 0 | 0 | 0 | 0 | 0 | 0 | 1.4 |
| at Loyola | 03/09/19 | dnp | | - | - | - | - | - | - | - | - | - | - | - | - | - | - | - | - | - |
| Totals | | 0 | 58 | 4-11 | .364 | 0-0 | .000 | 2-6 | .333 | 3 | 7 | 10 | 1.4 | 3 | 1 | 5 | 0 | 2 | 10 | 1.4 |

2018-19 (Junior)

Member of Navy's frontcourt depth ... saw 58 minutes of reserve action over seven contests ... scored 10 points, including four each against Catholic University (Nov. 7) and American (Jan. 9); also recorded a pair of points versus Lehigh (Jan. 6) ... played 10-plus minutes in all three of those previously mentioned games with a season-high 15 in the Mids' season-opener against Catholic ... also hauled in 10 total rebounds; five versus Catholic, four versus Lehigh and one at Loyola (Jan. 3).

2017-18 (Sophomore)

Appeared in three games in reserve action for Navy in 2017-18 in her first season with the basketball team ... scored two points, a field goal versus North Dakota State (Nov. 25) ... saw 13 minutes of time on the court with five-minute appearances against St. Bonaventure (Nov. 26) and Monmouth (Nov. 30).

2016-17 (Freshman)

Did not compete in a varsity sport at USNA.


High School

Graduated from Cape Elizabeth High School ... lettered in basketball in each of her four years ... the team was the conference runner-up in 2015 ... earned first-team all-conference honors in 2015 and garnering third-team accolades in 2014 ... was tabbed as the MVP of her team in 2015 ... missed her senior season with an injury ... earned academic all-conference honors in 2016 ... her high school coach was Chris Casterella ... also played AAU basketball for the Maine Maniacs ... was a four-year letterwinner on soccer and a two-time letterwinner in track ... earned all-conference honors in soccer in each of her four years ... was part of the school's soccer team that won the state (Maine) title in 2013 ... garnered all-state laurels in 2014 ... twice served as the team captain and received a trio of academic all-conference honors.

Personal

Daughter of John and Deborah ... participated in National Honor Society and served as the school's student body representative to the School Board.

| | | | Total | | 3-Point | | F-Throws | | Rebounds | | | | | | | | | | | Scoring | |
|---------|-------|---------|--------|------|---------|------|----------|------|----------|-----|-----|-----|----|----|-----|----|-----|-----|-----|---------|--|
| Season | gp-gs | min/avg | fg-fga | pct | fg-fga | pct | ft-fa | pct | off | def | tot | avg | pf | fo | ast | to | blk | stl | pts | avg | |
| 2017-18 | 3-0 | 13/4.3 | 1-2 | .500 | 0-0 | .000 | 0-0 | .000 | 0 | 1 | 1 | 0.3 | 3 | 0 | 0 | 1 | 0 | 1 | 2 | 0.7 | |
| 2018-19 | 7-0 | 58/8.3 | 4-11 | .364 | 0-0 | .000 | 2-6 | .333 | 3 | 7 | 10 | 1.4 | 3 | 0 | 1 | 5 | 0 | 2 | 10 | 1.4 | |
| 2019-20 | 1-1 | 29/29.0 | 2-9 | .222 | 0-0 | .000 | 0-0 | .000 | 3 | 5 | 8 | 8.0 | 1 | 0 | 1 | 3 | 1 | 4 | 4 | 4.0 | |
| TOTAL | 11-1 | 100/9.1 | 7-22 | .318 | 0-0 | .000 | 2-6 | .333 | 6 | 13 | 19 | 1.7 | 7 | 0 | 2 | 9 | 1 | 7 | 16 | 1.5 | |



#35 - NYAH GARRISON

5-8 • Freshman • Guard • Brookhaven, Pa. • Monsignor Bonner & Archbishop Prendergast Catholic

Garrison's Career Game Highs

Points:
Rebounds:
Assists:
Minutes:

2019-20 Season Game Highs

Points: N/A
Rebounds: N/A
Assists: N/A
Minutes: 3, Stevenson (11/5/19)

High School

Played four years of varsity basketball at Monsignor Bonner & Archbishop Prendergast Catholic High School under the direction of Tom Stewart ... earned Second Team All-Philadelphia Catholic League honors her final three seasons at Bonner & Prendie; additionally was named to the All-Delco Team ... was selected as her team's Most Improved Player in 2015 ... served as Bonner & Prendie's captain as a senior in 2017-18 ... played AAU with the PF Stars program ... prepped at NAPS during the 2018-19 school year.

Personal

Daughter of Duane and Keturah ... member of the National Honor Society.



#42 - CIERA HERTELENDY

6-0 • Sophomore • Forward • Inwood, W. Va. • Martinsburg

Hertelendy's Career Game Highs

Points: 5, 2x, MR: Marist (11/11/18)

Rebounds: 5, Marist (11/11/18)

Assists: N/A

Minutes: 12, Catholic (11/7/18)

2019-20 Season Game Highs

Points: N/A

Rebounds: 1, Stevenson (11/5/19)

Assists: N/A

Minutes: 3, Stevenson (11/5/19)

2018-19 (Freshman)

| Opponent | Date | gs | min | Total | | 3-Pointers | | Free throws | | Rebounds | | | | pf | a | t/o | blk | stl | pts | avg |
|------------------|----------|----|-----|--------|-------|------------|------|-------------|------|----------|-----|-----|-----|----|---|-----|-----|-----|-----|-----|
| | | | | fg-fga | pct | 3fg-fga | pct | ft-fta | pct | off | def | tot | avg | | | | | | | |
| CATHOLIC | 11/07/18 | | 12 | 2-2 | 1.000 | 0-0 | .000 | 1-2 | .500 | 2 | 2 | 4 | 4.0 | 4 | 0 | 1 | 0 | 0 | 5 | 5.0 |
| MARIST | 11/11/18 | | 10 | 1-4 | .250 | 0-0 | .000 | 3-4 | .750 | 4 | 1 | 5 | 4.5 | 1 | 0 | 0 | 0 | 0 | 5 | 5.0 |
| at Norfolk State | 11/18/18 | | dnp | - | - | - | - | - | - | - | - | - | - | - | - | - | - | - | - | - |
| PENN | 11/24/18 | | dnp | - | - | - | - | - | - | - | - | - | - | - | - | - | - | - | - | - |
| NCAT | 11/25/18 | | 5 | 0-0 | .000 | 0-0 | .000 | 0-0 | .000 | 0 | 1 | 1 | 3.3 | 2 | 0 | 2 | 0 | 0 | 0 | 3.3 |
| at Rider | 12/02/18 | | dnp | - | - | - | - | - | - | - | - | - | - | - | - | - | - | - | - | - |
| at Air Force | 12/07/18 | | dnp | - | - | - | - | - | - | - | - | - | - | - | - | - | - | - | - | - |
| at Colorado | 12/09/18 | | dnp | - | - | - | - | - | - | - | - | - | - | - | - | - | - | - | - | - |
| at Monmouth | 12/19/18 | | dnp | - | - | - | - | - | - | - | - | - | - | - | - | - | - | - | - | - |
| SAINT JOSEPH'S | 12/31/18 | | dnp | - | - | - | - | - | - | - | - | - | - | - | - | - | - | - | - | - |
| at Loyola | 01/03/19 | | dnp | - | - | - | - | - | - | - | - | - | - | - | - | - | - | - | - | - |
| LEHIGH | 01/06/19 | | dnp | - | - | - | - | - | - | - | - | - | - | - | - | - | - | - | - | - |
| AMERICAN | 01/09/19 | | dnp | - | - | - | - | - | - | - | - | - | - | - | - | - | - | - | - | - |
| at Colgate | 01/12/19 | | dnp | - | - | - | - | - | - | - | - | - | - | - | - | - | - | - | - | - |
| HOLY CROSS | 01/16/19 | | dnp | - | - | - | - | - | - | - | - | - | - | - | - | - | - | - | - | - |
| at Army | 01/19/19 | | dnp | - | - | - | - | - | - | - | - | - | - | - | - | - | - | - | - | - |
| at Lafayette | 01/23/19 | | dnp | - | - | - | - | - | - | - | - | - | - | - | - | - | - | - | - | - |
| BOSTON | 01/26/19 | | dnp | - | - | - | - | - | - | - | - | - | - | - | - | - | - | - | - | - |
| BUCKNELL | 01/30/19 | | dnp | - | - | - | - | - | - | - | - | - | - | - | - | - | - | - | - | - |
| at Lehigh | 02/02/19 | | dnp | - | - | - | - | - | - | - | - | - | - | - | - | - | - | - | - | - |
| COLGATE | 02/09/19 | | dnp | - | - | - | - | - | - | - | - | - | - | - | - | - | - | - | - | - |
| at Holy Cross | 02/13/19 | | dnp | - | - | - | - | - | - | - | - | - | - | - | - | - | - | - | - | - |
| ARMY | 02/16/19 | | dnp | - | - | - | - | - | - | - | - | - | - | - | - | - | - | - | - | - |
| LAFAYETTE | 02/20/19 | | dnp | - | - | - | - | - | - | - | - | - | - | - | - | - | - | - | - | - |
| at BOSTON | 02/23/19 | | dnp | - | - | - | - | - | - | - | - | - | - | - | - | - | - | - | - | - |
| at Bucknell | 02/27/19 | | 6 | 0-1 | .000 | 0-0 | .000 | 0-0 | .000 | 0 | 0 | 0 | 2.5 | 0 | 0 | 1 | 0 | 0 | 0 | 2.5 |
| LOYOLA | 03/02/19 | | dnp | - | - | - | - | - | - | - | - | - | - | - | - | - | - | - | - | - |
| at AMERICAN | 03/06/19 | | 6 | 0-2 | .000 | 0-0 | .000 | 0-0 | .000 | 0 | 0 | 0 | 2.0 | 1 | 0 | 0 | 0 | 0 | 0 | 2.0 |
| at Loyola | 03/09/19 | | dnp | - | - | - | - | - | - | - | - | - | - | - | - | - | - | - | - | - |
| Totals | | 0 | 39 | 3-9 | .333 | 0-0 | .000 | 4-6 | .667 | 6 | 4 | 10 | 2.0 | 8 | 0 | 4 | 0 | 0 | 10 | 2.0 |

2018-19 (Freshman)

Appeared in five games as a freshman frontcourt option for the Mids ... opened rookie campaign with back-to-back five-point contests versus Catholic (Nov. 7) and Marist (Nov. 11); added four rebounds against the Cardinals and a season-high five against the Red Foxes in those contests ... averaged 7.8 minutes and 2.0 points over the season ... saw six minutes each versus Patriot League foes twice, at Bucknell (Feb. 27) and at American (March 6).


High School

A two-sport athlete at Martinsburg High School as she lettered in basketball and track & field (discus) ... played for head coach Kyle Triggs ... earned West Virginia Class AAA All-State honorable mention accolades following her junior ('15-16) and senior ('16-17) seasons ... named All-Eastern Panhandle Athletic Conference (EPAC) in 2015-16 and 2016-17; honored as All-EPAC Player of the Year as a senior ... helped Martinsburg to regional championships in 2015-16 and 2016-17 ... prepped during the 2017-18 school year at NAPS.

Personal

Daughter of John and Kathy ... participated in FCA and Interact Club at Martinsburg.

| | | | Total | | 3-Point | | F-Throws | | Rebounds | | | | | | | | | | | Scoring | |
|---------|-------|---------|--------|------|---------|------|----------|------|----------|-----|-----|-----|----|----|-----|----|-----|-----|-----|---------|--|
| Season | gp-gs | min/avg | fg-fga | pct | fg-fga | pct | ft-fta | pct | off | def | tot | avg | pf | fo | ast | to | blk | stl | pts | avg | |
| 2018-19 | 5-0 | 39/7.8 | 3-9 | .333 | 0-0 | .000 | 4-6 | .667 | 6 | 4 | 10 | 2.0 | 8 | 0 | 0 | 4 | 0 | 0 | 10 | 2.0 | |
| 2019-20 | 1-0 | 3/3.0 | 0-1 | .000 | 0-0 | .000 | 0-0 | .000 | 1 | 0 | 1 | 1.0 | 1 | 0 | 0 | 1 | 1 | 0 | 0 | 0.0 | |
| TOTAL | 6-0 | 42/7.0 | 3-10 | .300 | 0-0 | .000 | 4-6 | .667 | 7 | 4 | 11 | 1.8 | 9 | 0 | 0 | 5 | 1 | 0 | 10 | 1.7 | |



#55 - MARY KATE ULASEWICZ

~ 2019-20 TEAM CAPTAIN ~

5-5 • Senior • Guard • Doylestown, Pa. • Mount St. Joseph

Ulasewicz's Career Game Highs

Points: 12, Lafayette (2/20/19)
Rebounds: 6, Stevenson (11/5/19)
Assists: 9, Stevenson (11/5/19)
Minutes: 25, Lafayette (2/20/19)

2019-20 Season Game Highs

Points: 4, Stevenson (11/5/19)
Rebounds: 6, Stevenson (11/5/19)
Assists: 9, Stevenson (11/5/19)
Minutes: 25, Lafayette (2/20/19)

Academic Honors: Patriot League Academic Honor Roll (2019)

2018-19 (Junior)

| Opponent | Date | gs | min | Total | | 3-Pointers | | Free throws | | Rebounds | | | | pf | a | t/o | blk | stl | pts | avg |
|------------------|----------|-----|-----|--------|-----|------------|-----|-------------|-----|----------|-----|-----|-----|----|---|-----|-----|-----|-----|-----|
| | | | | fg-fga | pct | 3fg-fga | pct | ft-fga | pct | off | def | tot | avg | | | | | | | |
| CATHOLIC | 11/07/18 | 18 | 2-2 | 1.000 | 2-2 | 1.000 | 0-0 | .000 | 0 | 4 | 4 | 4.0 | 2 | 3 | 0 | 2 | 6 | 6.0 | | |
| MARIST | 11/11/18 | 12 | 0-1 | .000 | 0-1 | .000 | 0-0 | .000 | 0 | 1 | 1 | 2.5 | 1 | 1 | 0 | 2 | 0 | 3.0 | | |
| at Norfolk State | 11/18/18 | 9 | 0-0 | .000 | 0-0 | .000 | 0-0 | .000 | 0 | 1 | 1 | 2.0 | 3 | 1 | 2 | 0 | 2 | 0 | 2.0 | |
| PENN | 11/24/18 | 15 | 1-3 | .333 | 0-0 | .000 | 2-2 | 1.000 | 2 | 3 | 5 | 2.8 | 0 | 0 | 1 | 0 | 1 | 4 | 2.5 | |
| NCAT | 11/25/18 | 12 | 2-3 | .667 | 0-1 | .000 | 0-0 | .000 | 0 | 2 | 2 | 2.6 | 2 | 1 | 3 | 0 | 1 | 4 | 2.8 | |
| at Rider | 12/02/18 | 14 | 2-5 | .400 | 0-0 | .000 | 0-0 | .000 | 0 | 2 | 2 | 2.5 | 0 | 0 | 2 | 0 | 0 | 4 | 3.0 | |
| at Air Force | 12/07/18 | 22 | 1-5 | .200 | 0-1 | .000 | 4-6 | .667 | 0 | 3 | 3 | 2.6 | 1 | 0 | 0 | 0 | 2 | 6 | 3.4 | |
| at Colorado | 12/09/18 | 10 | 1-3 | .333 | 0-1 | .000 | 0-0 | .000 | 1 | 0 | 1 | 2.4 | 1 | 0 | 0 | 0 | 1 | 2 | 3.3 | |
| at Monmouth | 12/19/18 | 5 | 0-0 | .000 | 0-0 | .000 | 0-0 | .000 | 0 | 0 | 0 | 2.1 | 1 | 0 | 2 | 0 | 0 | 0 | 2.9 | |
| SAINT JOSEPH'S | 12/31/18 | 18 | 1-3 | .333 | 0-1 | .000 | 2-2 | 1.000 | 0 | 3 | 3 | 2.2 | 1 | 1 | 0 | 0 | 0 | 4 | 3.0 | |
| at Loyola | 01/03/19 | 14 | 0-2 | .000 | 0-1 | .000 | 0-0 | .000 | 0 | 1 | 1 | 2.1 | 0 | 0 | 4 | 0 | 0 | 0 | 2.7 | |
| LEHIGH | 01/06/19 | 10 | 0-3 | .000 | 0-2 | .000 | 0-0 | .000 | 1 | 2 | 3 | 2.2 | 0 | 1 | 0 | 1 | 1 | 0 | 2.5 | |
| AMERICAN | 01/09/19 | 6 | 2-3 | .667 | 0-1 | .000 | 0-0 | .000 | 0 | 2 | 2 | 2.2 | 1 | 0 | 0 | 1 | 0 | 4 | 2.6 | |
| at Colgate | 01/12/19 | 17 | 1-6 | .167 | 0-1 | .000 | 4-4 | 1.000 | 1 | 2 | 3 | 2.2 | 0 | 3 | 1 | 0 | 2 | 6 | 2.9 | |
| HOLY CROSS | 01/16/19 | 3 | 0-1 | .000 | 0-1 | .000 | 0-0 | .000 | 0 | 0 | 0 | 2.1 | 1 | 0 | 3 | 0 | 0 | 0 | 2.7 | |
| at Army | 01/19/19 | 3 | 0-1 | .000 | 0-1 | .000 | 0-0 | .000 | 0 | 0 | 0 | 1.9 | 0 | 0 | 1 | 0 | 0 | 0 | 2.5 | |
| at Lafayette | 01/23/19 | dnp | - | - | - | - | - | - | - | - | - | - | - | - | - | - | - | - | - | |
| BOSTON | 01/26/19 | 15 | 0-1 | .000 | 0-0 | .000 | 0-0 | .000 | 1 | 0 | 1 | 1.9 | 1 | 1 | 1 | 0 | 0 | 0 | 2.4 | |
| BUCKNELL | 01/30/19 | 3 | 0-0 | .000 | 0-0 | .000 | 0-0 | .000 | 1 | 0 | 1 | 1.8 | 0 | 0 | 1 | 0 | 0 | 0 | 2.2 | |
| at Lehigh | 02/02/19 | dnp | - | - | - | - | - | - | - | - | - | - | - | - | - | - | - | - | - | |
| COLGATE | 02/09/19 | dnp | - | - | - | - | - | - | - | - | - | - | - | - | - | - | - | - | - | |
| at Holy Cross | 02/13/19 | dnp | - | - | - | - | - | - | - | - | - | - | - | - | - | - | - | - | - | |
| ARMY | 02/16/19 | dnp | - | - | - | - | - | - | - | - | - | - | - | - | - | - | - | - | - | |
| LAFAYETTE | 02/20/19 | 25 | 3-4 | .750 | 3-3 | 1.000 | 3-4 | .750 | 3 | 1 | 4 | 1.9 | 1 | 1 | 0 | 0 | 0 | 12 | 2.7 | |
| at BOSTON | 02/23/19 | 9 | 0-0 | .000 | 0-0 | .000 | 0-0 | .000 | 0 | 1 | 1 | 1.9 | 0 | 1 | 1 | 0 | 0 | 0 | 2.6 | |
| at Bucknell | 02/27/19 | 13 | 0-2 | .000 | 0-2 | .000 | 0-0 | .000 | 0 | 0 | 0 | 1.8 | 0 | 1 | 0 | 0 | 0 | 0 | 2.5 | |
| LOYOLA | 03/02/19 | 13 | 0-1 | .000 | 0-1 | .000 | 0-0 | .000 | 0 | 2 | 2 | 1.8 | 1 | 2 | 2 | 0 | 2 | 0 | 2.4 | |
| at AMERICAN | 03/06/19 | 5 | 0-1 | .000 | 0-0 | .000 | 0-0 | .000 | 0 | 1 | 1 | 1.8 | 1 | 0 | 1 | 0 | 0 | 0 | 2.3 | |

2018-19 (Junior)

Came off bench in 24 contests as a guard ... averaged 11.8 minutes, 2.2 points and 1.8 rebounds per game ... netted a season-high 12 points on 3-3 shooting from three-point range and 3-4 shooting from the foul line at home versus Lafayette (Feb. 20); also added four rebounds ... started the season out with four or more points in five of seven games, including six against Catholic (Nov. 7) and six at Air Force (Dec. 7) ... a spark on defense, she recorded 17 steals with six games of two thefts ... 15-18 from the foul line for an 83.3% mark ... on the court for 282 combined minutes with a season-high 25 coming versus Lafayette (Feb. 20).

2017-18 (Sophomore)

Appeared in 19 games as a reserve for Navy as a sophomore ... average 10.8 minutes and 3.0 points per game ... shot 45.7 percent from the field ... played in all 11 non-conference games ... scored a season-high eight points against Colgate (Jan. 8) as she shot 4-5 from the field ... also netted seven points in four other games; her seven points at Bucknell (Jan. 24) were a team-high in that game ... connected for a season-high two three-pointers versus Emory & Henry (Dec. 3) ... credited with four rebounds in three separate games and three assists in two contests; both totals were highs for 2017-18 ... saw a season-high 19 minutes of time on the court versus Emory & Henry (Dec. 3).

2016-17 (Freshman)

Tallied a season-high seven points against Lehigh... was 2-3 from the field (1-1 from three-point range) and 2-2 from the foul line in that game ... also recorded a season-best three rebounds against the Mountain Hawks ... scored six points against Goucher ... was 3-5 from the field in that game while dishing out a season-high six assists ... grabbed a pair of rebounds at Air Force, against Goucher and against Lafayette.

High School

Graduated from Mount St. Joseph High School ... earned three letters in basketball at the school ... was part of three teams that won Catholic Academy League titles ... individually, was selected as the league MVP in 2015 ... her high school basketball coach was John Miller ... was a member of the National Honor Society ... attended the Naval Academy Prep School during the 2015-16 academic year.

| | | | Total | | 3-Point | | F-Throws | | Rebounds | | | | | | | | | | | Scoring | |
|---------|-------|----------|--------|------|---------|------|----------|-------|----------|-----|-----|-----|----|----|-----|----|-----|-----|-----|---------|--|
| Season | gp-gs | min/avg | fg-fga | pct | fg-fga | pct | ft-fa | pct | off | def | tot | avg | pf | fo | ast | to | blk | stl | pts | avg | |
| 2016-17 | 7-0 | 61/8.7 | 9-19 | .474 | 1-3 | .333 | 2-2 | 1.000 | 3 | 7 | 10 | 1.4 | 3 | 0 | 7 | 7 | 0 | 5 | 21 | 3.0 | |
| 2017-18 | 19-0 | 205/10.8 | 21-46 | .457 | 6-16 | .375 | 9-10 | .900 | 8 | 19 | 27 | 1.4 | 14 | 0 | 14 | 15 | 0 | 11 | 57 | 3.0 | |
| 2018-19 | 24-0 | 282/11.8 | 16-55 | .291 | 5-23 | .217 | 15-18 | .833 | 11 | 31 | 42 | 1.8 | 20 | 0 | 17 | 28 | 2 | 17 | 52 | 2.2 | |
| 2019-20 | 1-1 | 22/22.0 | 2-6 | .333 | 0-2 | .000 | 0-0 | .000 | 1 | 5 | 6 | 6.0 | 1 | 0 | 9 | 2 | 0 | 3 | 4 | 4.0 | |
| TOTAL | 51-1 | 570/11.2 | 48-126 | .381 | 12-44 | .273 | 26-30 | .867 | 23 | 62 | 85 | 1.7 | 38 | 0 | 47 | 52 | 2 | 36 | 134 | 2.6 | |

2018-19 Patriot League Review

Final Standings

| Patriot League | | | | | | | | Overall | | | | |
|----------------|-----|------------|------|------|------|------|------|---------|------|------|------|------|
| Pl. | Sd. | Team | W-L | Pct. | Home | Road | Neu. | W-L | Pct. | Home | Road | Neu. |
| T1 | 1 | Bucknell | 16-2 | .889 | 8-1 | 8-1 | 0-0 | 28-6 | .824 | 15-1 | 11-4 | 2-1 |
| T1 | 2 | American | 16-2 | .889 | 8-1 | 8-1 | 0-0 | 22-11 | .667 | 13-2 | 9-7 | 0-2 |
| 3 | 3 | Lehigh | 12-6 | .667 | 6-3 | 6-3 | 0-0 | 21-10 | .677 | 13-5 | 8-5 | 0-0 |
| 4 | 4 | Boston U. | 11-7 | .611 | 4-5 | 7-2 | 0-0 | 15-14 | .517 | 8-6 | 7-8 | 0-0 |
| 5 | 5 | Holy Cross | 9-9 | .500 | 6-3 | 3-6 | 0-0 | 18-13 | .581 | 11-4 | 7-9 | 0-0 |
| 6 | 6 | Colgate | 8-10 | .444 | 3-6 | 5-4 | 0-0 | 12-17 | .414 | 6-7 | 6-10 | 0-0 |
| 7 | 7 | Army | 6-12 | .333 | 4-5 | 2-7 | 0-0 | 11-19 | .367 | 7-9 | 4-10 | 0-0 |
| T8 | 8 | Loyola | 5-13 | .278 | 2-7 | 3-6 | 0-0 | 7-24 | .226 | 3-10 | 4-13 | 0-1 |
| T8 | 9 | Navy | 5-13 | .278 | 3-6 | 2-7 | 0-0 | 10-19 | .345 | 6-8 | 4-11 | 0-0 |
| 10 | 10 | Lafayette | 2-16 | .111 | 2-7 | 0-9 | 0-0 | 8-23 | .258 | 5-9 | 3-13 | 0-1 |

Tournament Results

Saturday, March 9 — First Round
#10 Lafayette def. #7 Army, 63-61
#8 Loyola def. #9 Navy, 58-45

Monday, March 11 — Quarterfinals
#1 Bucknell def. #8 Loyola, 88-63
#2 American def. #10 Lafayette, 67-47
#3 Lehigh def. #6 Colgate, 78-68
#5 Holy Cross def. #4 Boston U., 72-70

Thursday, March 14 — Semifinals
#1 Bucknell def. #5 Holy Cross, 66-31
#2 American def. #3 Lehigh, 68-57

Sunday, March 17 — Final
#1 Bucknell def. #2 American, 66-54

First-Team All-Patriot League

| Name | Team | Yr. | Pos. |
|----------------|-----------------|-----|------|
| Cecily Carl | American | Sr. | C |
| Madison Hovren | Army West Point | Sr. | F |
| Kaitlyn Slagus | Bucknell | Sr. | F |
| Ellie Mack | Bucknell | Jr. | F |
| Lauren Manis | Holy Cross | Jr. | F |
| Camryn Buhr | Lehigh | Jr. | G |

Second-Team All-Patriot League

| Name | Team | Yr. | Pos. |
|------------------|-----------|-----|------|
| Elina Koskimies | American | Sr. | G |
| Payton Hauck | Boston U. | Sr. | G |
| Kate Walker | Bucknell | Sr. | G |
| Rachel Thompson | Colgate | Jr. | G |
| Natalie Kurowski | Lafayette | So. | F/C |

Third-Team All-Patriot League

| Name | Team | Yr. | Pos. |
|------------------|------------|-----|------|
| Nia Irving | Boston U. | Jr. | F |
| Katie Nelson | Boston U. | So. | G |
| Avery LaBarbera | Holy Cross | Fr. | G |
| Stephanie Karcz | Loyola | Jr. | G |
| Jennifer Coleman | Navy | Fr. | G |

All-Rookie (Freshman) Team

| Name | Team | Yr. | Pos. |
|------------------|------------|-----|------|
| Jade Edwards | American | Fr. | G |
| Riley Childs | Boston U. | Fr. | F |
| Avery LaBarbera | Holy Cross | Fr. | G |
| Taleah Dixon | Loyola | Fr. | G |
| Jennifer Coleman | Navy | Fr. | G |

All-Defensive Team

| Name | Team | Yr. | Pos. |
|------------------|-----------|-----|------|
| Elina Koskimies | American | Sr. | G |
| Rachel Thompson | Colgate | Jr. | G |
| Natalie Kurowski | Lafayette | So. | F/C |
| Hannah Hedstrom | Lehigh | Jr. | G |
| Stephanie Karcz | Loyola | Jr. | G |
| Bianca Roach | Navy | Sr. | G |

Major Award Winners

| |
|---|
| Player of the Year — Cecily Carl, American (Sr., C) |
| Defensive Player of the Year — Natalie Kurowski, Lafayette (Jr., F/C) |
| Rookie of the Year — Avery LaBarbera, Holy Cross (Fr., G) |
| Coach of the Year — Marisa Moseley, Boston University |

All-Tournament Team

| Name | Team | Yr. | Pos. |
|--|----------|-----|------|
| Kaitlyn Slagus (<i>Tournament MVP</i>) | Bucknell | Sr. | F |
| Cecily Carl | American | Sr. | C |
| Katie Marenzi | American | Jr. | G |
| Ellie Mack | Bucknell | Jr. | F |
| Kate Walker | Bucknell | Sr. | G |

All-Academic Team

| Name | Team | Yr. | Pos. |
|--|----------|-----|------|
| Cecily Carl (<i>Scholar-Athlete of the Year</i>) | American | Sr. | C |
| Elina Koskimies | American | Sr. | F |
| Jess Lewis | Army | Sr. | G |
| Hannah Hedstrom | Lehigh | Jr. | G |
| Delaney Connolly | Loyola | Jr. | F |

Weekly Award Winners

| Player of the Week | | Rookie (Freshman) of the Week |
|--------------------|-----------------------------|-------------------------------|
| 11/12 | Natalie Kurowski, Lafayette | Emma Grothaus, Lehigh |
| 11/19 | Lauren Manis, Holy Cross | Avery LaBarbera, Holy Cross |
| 11/26 | Kaitlyn Slagus, Bucknell | Avery LaBarbera, Holy Cross |
| 12/3 | Lauren Manis, Holy Cross | Jennifer Coleman, Navy |
| 12/10 | Madison Hovren, Army | Taleah Dixon, Loyola |
| 12/17 | Abby Kapp, Bucknell | Marly Walls, Bucknell |
| 12/24 | Stephanie Karcz, Loyola | Jennifer Coleman, Navy |
| 12/31 | Lauren Manis, Holy Cross | Avery LaBarbera, Holy Cross |
| 1/7 | Payton Hauck, Boston U. | Claire Steele, Lehigh |
| 1/14 | Kaitlyn Slagus, Bucknell | Jade Edwards, American |
| 1/21 | Madison Hovren, Army | Emily Fisher, American |
| 1/28 | Rachel Thompson, Colgate | Emma Grothaus, Lehigh |
| 2/4 | Cecily Carl, American | Riley Childs, Boston U. |
| 2/11 | Cecily Carl, American | Jennifer Coleman, Navy |
| 2/18 | Kaitlyn Slagus, Bucknell | Kate Murray, Army |
| 2/25 | Cecily Carl, American | Kolbi Green, Navy |
| 3/4 | Madison Hovren | Avery LaBarbera, Holy Cross |

Navy in Final NCAA and Patriot League Rankings

| | NCAA – All Games | | Patriot League – All Games | | Patriot League – League Games | |
|--|------------------|-------------|----------------------------|-------------|-------------------------------|-------------|
| Assist-Turnover Ratio | 299 | 0.6 | 9 | 0.6 | 9 | 0.6 |
| Jennifer Coleman | --- | --- | - | -- | 11 | 0.7 |
| Assists Per Game | 315 | 10.7 | 10 | 10.7 | 10 | 10.4 |
| Jennifer Coleman | --- | --- | 11 | 2.9 | T9 | 3.0 |
| Blocked Shots Per Game | 305 | 2.1 | 8 | 2.1 | 7 | 2.3 |
| Laurel Jaunich | --- | --- | 10 | 0.7 | 9 | 0.8 |
| Field Goal Percentage | 341 | .338 | 9 | .338 | 10 | .331 |
| Sophie Gatzounas | --- | --- | 10 | .457 | - | --- |
| Field Goal Percentage – Defense | 156 | .397 | 6 | .397 | 9 | .412 |
| Free Throw Percentage | 312 | .635 | 9 | .635 | 9 | .643 |
| Personal Fouls Per Game | 171 | 17.2 | 8 | 17.2 | - | --- |
| Rebounds Per Game | 195 | 36.9 | 5 | 36.9 | T5 | 35.7 |
| Jennifer Coleman | 118 | 8.2 | 6 | 8.2 | 5 | 9.1 |
| Sophie Gatzounas | --- | --- | 19 | 5.2 | - | -- |
| Rebounds — Opponents Per Game | --- | --- | 9 | 38.4 | 9 | 37.8 |
| Rebound Margin | 232 | -1.5 | 7 | -1.5 | 8 | -2.2 |
| Rebounds – Offensive Per Game | --- | --- | 2 | 14.3 | 2 | 12.9 |
| Jennifer Coleman | --- | --- | 7 | 2.5 | 7 | 2.5 |
| Morgan Taylor | --- | --- | 9 | 2.2 | - | -- |
| Sophie Gatzounas | --- | --- | 10 | 2.2 | 15 | 1.8 |
| Rebounds – Offensive Percentage | --- | --- | 3 | .347 | 3 | .320 |
| Rebounds – Defensive Per Game | --- | --- | 9 | 22.6 | 9 | 22.8 |
| Jennifer Coleman | --- | --- | 5 | 5.7 | 5 | 6.6 |
| Rebounds – Defensive Percentage | --- | --- | 10 | .662 | 9 | .684 |
| Scoring Offense Per Game | 339 | 53.4 | 10 | 53.4 | 10 | 50.3 |
| Jennifer Coleman | --- | --- | 5 | 13.1 | 6 | 13.4 |
| Kolbi Green | --- | --- | 26 | 8.8 | 19 | 9.4 |
| Scoring Defense Per Game | 37 | 57.8 | 3 | 57.8 | 5 | 58.3 |
| Scoring Margin | 250 | -4.4 | 8 | -4.4 | 8 | -8.1 |
| Steals Per Game | 24 | 10.6 | 1 | 10.6 | 1 | 9.6 |
| Bianca Roach | 134 | 2.0 | 3 | 2.0 | 3 | 2.1 |
| Jennifer Coleman | 196 | 1.8 | 4 | 1.8 | T4 | 1.7 |
| Kolbi Green | 217 | 1.7 | 5 | 1.7 | T4 | 1.7 |
| Three-Point FGM Per Game | 287 | 4.6 | 10 | 4.6 | 10 | 4.7 |
| Kolbi Green | | | 8 | 1.6 | 8 | 1.8 |
| Three-Point FG Percentage | 344 | .238 | 10 | .238 | 10 | .241 |
| Jennifer Coleman | --- | --- | - | -- | 6 | .389 |
| Three-Point FG Percentage – Defense | 227 | .323 | 8 | .323 | 10 | .357 |
| Turnovers Committed Per Game | 231 | 16.8 | 9 | 16.8 | 9 | 16.6 |
| Turnovers Forced Per Game | 36 | 19.4 | 1 | 19.4 | 1 | 18.2 |
| Turnover Margin | 52 | +2.6 | 1 | +2.6 | 5 | +1.6 |

2018-19 Season Records

| | All Games | Home | Road | Neutral |
|-------------------------------|--------------|------------|-------------|------------|
| Overall | 10-19 | 6-8 | 4-11 | 0-0 |
| Non-Conference Regular Season | 5-5 | 3-2 | 2-3 | 0-0 |
| Patriot League Regular Season | 5-13 | 3-6 | 2-7 | 0-0 |
| Patriot League Tournament | 0-1 | 0-0 | 0-1 | 0-0 |

2018-19 Game-by-Game Results

| Date | Opponent | Result | All | PL | High Points | High Rebounds | High Assists | High Blocks | High Steals |
|-------|--------------------|----------|-------|------|-------------------|------------------|---------------------|-------------------|-------------------|
| N7 | Catholic | W, 81-36 | 1-0 | --- | Green 17 | Jaunich 10 | Coleman 6 | Jaunich 4 | Bishop 5 |
| N11 | Marist | L, 72-48 | 1-1 | --- | Taylor 13 | Three Players 6 | Roach/Gatzounas 2 | -- - | Gatzounas 4 |
| N18 | at Norfolk State | L, 65-58 | 1-2 | --- | Coleman 22 | Gatzounas 7 | Coleman 3 | Three Players 1 | Roach 4 |
| N24 # | Penn | L, 65-61 | 1-3 | --- | Green 17 | Taylor 10 | Gatzounas/Jaunich 3 | Roach 1 | Gatzounas 3 |
| N25 # | North Carolina A&T | W, 72-49 | 2-3 | --- | Coleman 20 | Taylor 10 | Roach 4 | Bishop 1 | Taylor 4 |
| D2 | at Rider | W, 66-60 | 3-3 | --- | Coleman 23 | Coleman 14 | Coleman 3 | -- - | Coleman 5 |
| D7 | at Air Force | W, 54-47 | 4-3 | --- | Coleman 10 | Coleman 13 | Coleman 2 | Swanda 1 | Green 4 |
| D9 | at Colorado | L, 59-43 | 4-4 | --- | Green 10 | Jaunich 7 | Three Players 2 | Coleman 1 | Green 2 |
| D19 | at Monmouth | L, 68-67 | 4-5 | --- | Gatzounas 22 | Taylor 12 | Roach 7 | Coleman 1 | Three Players 2 |
| D31 | Saint Joseph's | W, 49-48 | 5-5 | --- | Gatzounas 13 | Coleman 8 | Coleman 4 | Swanda 2 | Coleman 3 |
| J3 * | at Loyola | W, 58-46 | 6-5 | 1-0 | Coleman 19 | Coleman 13 | Coleman 6 | Gatzounas 2 | Taylor 2 |
| J6 * | Lehigh | L, 56-38 | 6-6 | 1-1 | Taylor 7 | Coleman 9 | Coleman/Roach 3 | Gatzounas 2 | Roach 4 |
| J9 * | American | L, 58-45 | 6-7 | 1-2 | Coleman 14 | Taylor 10 | Roach 3 | Three Players 1 | Roach 5 |
| J12 * | at Colgate | W, 62-49 | 7-7 | 2-2 | Gatzounas 14 | Coleman 13 | Roach/Ulasewicz 3 | Jaunich 2 | Roach 4 |
| J16 * | Holy Cross | W, 54-47 | 8-7 | 3-2 | Coleman 21 | Coleman 12 | Four Players 2 | Jaunich 3 | Coleman/Green 3 |
| J19 * | at Army | L, 55-52 | 8-8 | 3-3 | Green 13 | Coleman/Swanda 5 | Bishop 5 | Jaunich 2 | Green 3 |
| J23 * | at Lafayette | L, 55-42 | 8-9 | 3-4 | Green 17 | Four Players 4 | Roach 3 | -- - | Green 3 |
| J26 * | Boston | L, 49-35 | 8-10 | 3-5 | Coleman 10 | Taylor 8 | Coleman 3 | -- - | Coleman 4 |
| J30 * | Bucknell | L, 77-43 | 8-11 | 3-6 | Coleman 12 | Coleman 14 | Roach 3 | Bishop 1 | Roach 3 |
| F2 * | at Lehigh | L, 66-55 | 8-12 | 3-7 | Gatzounas 11 | Roach 6 | Coleman 3 | Coleman/Jaunich 1 | Three Players 2 |
| F9 * | Colgate | W, 67-52 | 9-12 | 4-7 | Coleman 16 | Coleman 11 | Coleman 5 | Swanda 1 | Coleman 5 |
| F13 * | at Holy Cross | L, 47-44 | 9-13 | 4-8 | Coleman 14 | Coleman 16 | Coleman 2 | Jaunich/Swanda 1 | Coleman/Roach 2 |
| F16 * | Army | L, 60-48 | 9-14 | 4-9 | Coleman 14 | Coleman 8 | Coleman 6 | Bishop 1 | Roach 3 |
| F20 * | Lafayette | W, 65-53 | 10-14 | 5-9 | Coleman 16 | Coleman 11 | Coleman 6 | Gatzounas 2 | Green 4 |
| F23 * | at Boston | L, 66-55 | 10-15 | 5-10 | Green 20 | Coleman 8 | Coleman 5 | -- - | Roach 4 |
| F27 * | at Bucknell | L, 90-48 | 10-16 | 5-11 | Coleman 23 | Coleman 7 | Three Players 2 | Gatzounas/Green 1 | Gatzounas/Roach 3 |
| M2 * | Loyola | L, 55-50 | 10-17 | 5-12 | Coleman 16 | Jaunich 11 | Jaunich 3 | Coleman 3 | Three Players 2 |
| M6 * | at American | L, 69-44 | 10-18 | 5-13 | Coleman 25 | Gatzounas 10 | Coleman 3 | Three Players 1 | Gatzounas 3 |
| M9 \$ | at Loyola (QF) | L, 58-45 | 10-19 | --- | Gatzounas/Roach 9 | Bishop/Coleman 6 | Coleman/Roach 3 | Three Players 1 | Three Players 2 |

— Navy Classic (Annapolis, Md.) ... * — Patriot League Regular Season ...

\$ — Patriot League Tournament ... Home games listed in bold

Navy's 2018-19 W-L Record When ...

| | Non-P.L. | P.L. | All | S.P. Era |
|-----------------|----------|------|------|----------|
| Lead at End Q1 | 2-0 | 4-4 | 6-4 | 51-23 |
| Tied at End Q1 | 0-0 | 0-0 | 0-0 | 2-1 |
| Trail at End Q1 | 3-6 | 1-9 | 4-15 | 21-27 |

| | | | | |
|-------------------|-----|-----|------|--------|
| Lead at halftime | 3-1 | 5-3 | 8-4 | 169-44 |
| Tied at halftime | 0-0 | 0-2 | 0-2 | 5-5 |
| Trail at halftime | 2-5 | 0-8 | 2-13 | 33-91 |

| | | | | |
|-----------------|-----|------|------|-------|
| Lead at End Q3 | 3-1 | 5-1 | 8-2 | 61-10 |
| Tied at End Q3 | 1-0 | 0-0 | 1-0 | 2-1 |
| Trail at End Q3 | 1-5 | 0-12 | 1-17 | 11-40 |

| | | | | |
|----------------------|-----|------|------|--------|
| Lead with 5:00 left | 4-0 | 5-0 | 9-0 | 184-11 |
| Tied with 5:00 left | 1-0 | 0-0 | 1-0 | 6-5 |
| Trail with 5:00 left | 0-6 | 0-13 | 0-19 | 17-124 |

| | | | | |
|----------------|-----|------|------|--------|
| Higher FG pct. | 4-0 | 3-2 | 7-2 | 173-21 |
| Same FG pct. | 1-0 | 0-0 | 1-0 | 1-2 |
| Lower FG pct. | 0-6 | 2-11 | 2-17 | 33-117 |

| | | | | |
|----------------------|-----|------|------|--------|
| Higher 3-pt. FG pct. | 3-2 | 1-1 | 4-3 | 151-45 |
| Same 3-pt. FG pct. | 0-0 | 1-1 | 1-1 | 6-4 |
| Lower 3-pt. FG pct. | 2-4 | 3-11 | 5-15 | 50-91 |

| | Non-P.L. | P.L. | All | S.P. Era |
|----------------|----------|------|------|----------|
| Higher FT pct. | 3-3 | 4-4 | 7-7 | 100-46 |
| Same FT pct. | 0-0 | 0-0 | 0-0 | 5-8 |
| Lower FT pct. | 2-3 | 1-9 | 3-12 | 102-86 |

| | | | | |
|----------------|-----|-----|------|--------|
| More rebounds | 4-2 | 4-4 | 8-6 | 125-46 |
| Same rebounds | 0-0 | 0-0 | 0-0 | 8-4 |
| Fewer rebounds | 1-4 | 1-9 | 2-13 | 74-90 |

| | | | | |
|-------------|-----|------|------|--------|
| More fouls | 2-4 | 3-11 | 5-15 | 60-95 |
| Same fouls | 0-1 | 0-2 | 0-3 | 8-9 |
| Fewer fouls | 3-1 | 2-0 | 5-1 | 139-36 |

| | | | | |
|---------------|-----|------|------|--------|
| More assists | 3-0 | 4-2 | 7-2 | 158-40 |
| Same assists | 0-1 | 1-1 | 1-2 | 14-16 |
| Fewer assists | 2-5 | 0-10 | 2-15 | 35-84 |

| | | | | |
|--------------------|-----|-----|------|--------|
| More turnovers by | 1-0 | 1-4 | 2-4 | 72-70 |
| Same turnovers | 0-1 | 0-1 | 0-2 | 15-9 |
| Fewer turnovers by | 4-5 | 4-8 | 8-13 | 120-61 |

| | Non-P.L. | P.L. | All | S.P. Era |
|---------------------|----------|------|-----|----------|
| More blocked shots | 1-1 | 0-4 | 1-5 | 89-34 |
| Same blocked shots | 0-2 | 2-4 | 2-6 | 29-26 |
| Fewer blocked shots | 4-3 | 3-5 | 7-8 | 89-80 |

| | | | | |
|--------------|-----|-----|------|--------|
| More steals | 5-4 | 4-7 | 9-11 | 127-58 |
| Same steals | 0-2 | 0-2 | 0-4 | 17-11 |
| Fewer steals | 0-0 | 1-4 | 1-4 | 63-71 |

| | | | | |
|--------------------|-----|-----|------|--------|
| More bench points | 3-4 | 2-3 | 5-7 | 112-59 |
| Same bench points | 0-0 | 0-1 | 0-1 | 10-6 |
| Fewer bench points | 2-2 | 3-9 | 5-11 | 85-75 |

| | | | | |
|-----------------------|-----|-----|------|-------|
| Score 49 or less pts. | 1-3 | 0-9 | 1-12 | 9-60 |
| Score 50-59 pts. | 1-1 | 2-4 | 3-5 | 50-54 |
| Score 60-69 pts. | 1-2 | 3-0 | 4-2 | 85-22 |
| Score 70-79 pts. | 1-0 | 0-0 | 1-0 | 53-3 |
| Score 80 or more pts. | 1-0 | 0-0 | 1-0 | 10-1 |

| | | | | |
|-----------------------|-----|-----|-----|-------|
| Allow 49 or less pts. | 4-0 | 3-2 | 7-2 | 86-17 |
| Allow 50-59 pts. | 0-2 | 2-5 | 2-7 | 79-49 |
| Allow 60-69 pts. | 1-3 | 0-4 | 1-7 | 37-51 |
| Allow 70-79 pts. | 0-1 | 0-1 | 0-2 | 4-17 |
| Allow 80 or more pts. | 0-0 | 0-1 | 0-1 | 1-6 |

Class Production Breakdown ... (Points-Rebounds-Assists-Minutes-High Scorer)

| Date | Opponent | Fresh. | Soph. | Junior | Senior |
|-------|--------------------|------------------------------|-------------------------------|--------------------------|-----------------------|
| N7 | Catholic | 35-12-6-62 (Green-17) | 31-11-7-64 (Gatzounas-11) | 10-19-6-54 (Ulasewicz-6) | 5-3-2-20 (Roach-5) |
| N11 | Marist | 17-12-1-58 (Coleman-8) | 12-10-3-58 (Gatzounas-10) | 17-10-2-60 (Taylor-13) | 2-2-2-24 (Roach-2) |
| N18 | at Norfolk State | 32-2-4-54 (Coleman-22) | 11-16-1-78 (Hannibal-5) | 6-3-3-35 (Jaunich-4) | 9-3-0-33 (Roach-9) |
| N24 # | Penn | 17-3-2-36 (Green-17) | 20-11-3-62 (Gatzounas-16) | 19-20-4-76 (Taylor-13) | 5-4-2-26 (Roach-5) |
| N25 # | North Carolina A&T | 26-8-5-52 (Coleman-20) | 21-13-2-62 (Gatzounas-13) | 19-17-5-58 (Taylor-13) | 6-5-4-28 (Roach-6) |
| D2 | at Rider | 24-14-3-38 (Coleman-23) | 14-14-1-61 (Gatzounas-12) | 18-10-3-71 (Taylor-8) | 10-2-2-30 (Roach-10) |
| D7 | at Air Force | 18-14-2-43 (Coleman-10) | 10-15-1-60 (Gatzounas-6) | 18-6-1-68 (3 Players-6) | 8-1-1-29 (Roach-10) |
| D9 | at Colorado | 21-9-5-57 (Green-10) | 9-13-0-61 (Gatzounas-5) | 8-14-3-54 (Jaunich-4) | 5-5-0-28 (Roach-10) |
| D19 | at Monmouth | 21-8-5-50 (Coleman-16) | 22-6-0-50 (Gatzounas-22) | 18-15-3-73 (Taylor-11) | 6-2-7-27 (Roach-6) |
| D31 | Saint Joseph's | 14-8-4-39 (Coleman-9) | 20-11-2-72 (Gatzounas-13) | 11-9-2-64 (2 Players-4) | 4-2-2-25 (Roach-4) |
| J3 | at Loyola | 26-15-6-46 (Coleman-19) | 13-12-2-48 (Gatzounas-13) | 17-7-4-83 (Taylor-10) | 2-2-1-23 (Roach-2) |
| J6 | Lehigh | 15-11-3-56 (Coleman/Duffy-6) | 5-8-1-40 (Hannibal-3) | 13-13-2-76 (Taylor-7) | 5-2-3-28 (Roach-5) |
| J9 | American | 21-8-3-59 (Coleman-14) | 2-5-2-28 (Gatzounas-2) | 14-16-1-77 (3 Players-4) | 8-2-3-36 (Roach-8) |
| J12 | at Colgate | 23-16-4-68 (Green-10) | 16-10-1-43 (Gatzounas-14) | 14-7-6-54 (Jaunich-8) | 9-8-3-35 (Roach-9) |
| J16 | Holy Cross | 36-14-4-64 (Coleman-21) | 2-11-3-51 (Gatzounas-2) | 8-7-1-53 (Jaunich-6) | 8-4-2-25 (Roach-4) |
| J19 | at Army | 22-10-2-55 (Green-13) | 10-11-7-60 (Bishop-10) | 10-7-1-50 (Taylor-6) | 10-4-2-35 (Roach-10) |
| J23 | at Lafayette | 25-8-1-72 (Green-17) | 13-11-1-88 (Hannibal-6) | 2-2-0-13 (Jaunich-2) | 2-4-3-27 (Roach-2) |
| J26 | Boston | 23-8-4-69 (Coleman-10) | 6-7-1-52 (Bishop-4) | 6-13-4-68 (2 Players-3) | 0-2-0-11 (Roach-0) |
| J30 | Bucknell | 23-14-1-57 (Coleman-12) | 5-12-2-69 (Bishop-3) | 8-8-3-39 (Jaunich-8) | 7-6-3-35 (Roach-7) |
| F2 | at Lehigh | 19-11-5-80 (Coleman-10) | 24-8-4-76 (Gatzounas-11) | 4-3-0-18 (Jaunich-4) | 8-6-2-26 (Roach-8) |
| F9 | Colgate | 24-11-8-59 (Coleman-16) | 18-6-5-64 (Gatzounas-10) | 14-7-3-43 (Taylor-12) | 11-5-1-34 (Roach-11) |
| F13 | at Holy Cross | 17-18-3-52 (Coleman-14) | 10-5-0-59 (Gatzounas-6) | 13-8-0-53 (Taylor-7) | 4-4-1-36 (Roach-4) |
| F16 | Army | 24-9-9-60 (Coleman-14) | 8-7-0-60 (Gatzounas/Swanda-4) | 6-8-3-54 (Jaunich-4) | 10-4-1-26 (Roach-10) |
| F20 | Lafayette | 35-12-9-75 (Coleman-16) | 12-12-5-58 (Gatzounas-10) | 14-5-2-33 (Ulasewicz-12) | 4-2-0-34 (Roach-4) |
| F23 | at Boston | 30-11-7-73 (Green-20) | 19-9-2-79 (Gatzounas-13) | 0-1-1-15 (N/A) | 6-0-2-33 (Roach-6) |
| F26 | at Bucknell | 28-8-2-72 (Coleman-23) | 13-13-3-62 (Bishop-7) | 0-6-2-35 (N/A) | 7-2-2-31 (Roach-7) |
| M2 | Loyola | 29-7-3-67 (Coleman-16) | 9-5-1-28 (Gatzounas-9) | 6-18-5-73 (Jaunich-4) | 6-1-2-32 (Roach-6) |
| | | Fresh. | Soph. | Junior | Senior |
| | | Coleman (346-223-79-799) | Bishop (76-68-16-419) | Braxton (10-10-1-54) | Roach (167-87-53-784) |
| | | Duffy (27-12-1-114) | Gatzounas (212-140-21-647) | Jaunich (104-92-30-622) | |
| | | Green (247-34-30-599) | Hannibal (41-12-13-206) | Taylor (127-117-22-508) | |
| | | Hertelendy (10-10-0-33) | Sheehan (0-0-0-5) | Ulasewicz (52-40-17-266) | |
| | | Langford (15-2-1-28) | Swanda (26-52-10-316) | | |
| | | (645p-281r-111a-1573m) | (355p-272r-60a-1593m) | (293p-259r-70a-1450m) | (167p-87r-53a-784m) |

Production by Percentages

| <u>Points</u> | <u>Rebounds</u> | <u>Assists</u> | <u>Minutes</u> |
|------------------|------------------|------------------|------------------|
| Freshmen: 44.2% | Freshmen: 31.3% | Freshmen: 37.8% | Sophomore: 29.5% |
| Sophomore: 24.3% | Sophomore: 30.3% | Junior: 23.8% | Freshmen: 29.1% |
| Junior: 20.1% | Junior: 28.8% | Sophomore: 20.4% | Junior: 26.9% |
| Senior: 11.4% | Senior: 9.7% | Senior: 18.0% | Senior: 14.5% |

TEAM STATISTICS

| Opponent | Date | Score | | Total | | 3-Pointers | | Free throws | | Rebounds | | | | pf | a | t/o | blk | stl | pts | avg |
|------------------|----------|-------|---|----------|------|------------|------|-------------|-------|----------|-----|------|------|-----|-----|-----|-----|-----|------|------|
| | | | | fg-fga | pct | 3fg-fga | pct | ft-fa | pct | off | def | tot | avg | | | | | | | |
| CATHOLIC | 11/07/18 | 81-36 | W | 26-64 | .406 | 12-34 | .353 | 17-24 | .708 | 21 | 27 | 48 | 48.0 | 20 | 21 | 19 | 6 | 17 | 81 | 81.0 |
| MARIST | 11/11/18 | 48-72 | L | 18-69 | .261 | 3-18 | .167 | 9-16 | .563 | 16 | 22 | 38 | 43.0 | 19 | 8 | 13 | 0 | 12 | 48 | 64.5 |
| at Norfolk State | 11/18/18 | 58-65 | L | 22-55 | .400 | 2-21 | .095 | 12-24 | .500 | 15 | 12 | 27 | 37.7 | 25 | 8 | 24 | 3 | 16 | 58 | 62.3 |
| PENN | 11/24/18 | 61-65 | L | 22-65 | .338 | 7-22 | .318 | 10-15 | .667 | 19 | 25 | 44 | 39.2 | 24 | 11 | 16 | 1 | 9 | 61 | 62.0 |
| NCAT | 11/25/18 | 72-49 | W | 27-62 | .435 | 7-18 | .389 | 11-15 | .733 | 13 | 31 | 44 | 40.2 | 22 | 16 | 24 | 1 | 17 | 72 | 64.0 |
| at Rider | 12/02/18 | 66-60 | W | 27-67 | .403 | 2-12 | .167 | 10-20 | .500 | 16 | 30 | 46 | 41.2 | 14 | 9 | 18 | 0 | 14 | 66 | 64.3 |
| at Air Force | 12/07/18 | 54-47 | W | 23-65 | .354 | 0-7 | .000 | 8-14 | .571 | 14 | 25 | 39 | 40.9 | 17 | 5 | 16 | 1 | 13 | 54 | 62.9 |
| at Colorado | 12/09/18 | 43-59 | L | 14-60 | .233 | 4-19 | .211 | 11-20 | .550 | 24 | 18 | 42 | 41.0 | 17 | 8 | 17 | 1 | 8 | 43 | 60.4 |
| at Monmouth | 12/19/18 | 67-68 | L | 23-66 | .348 | 6-21 | .286 | 15-17 | .882 | 21 | 14 | 35 | 40.3 | 12 | 15 | 16 | 1 | 9 | 67 | 61.1 |
| SAINT JOSEPH'S | 12/31/18 | 49-48 | W | 16-48 | .333 | 3-13 | .231 | 14-19 | .737 | 14 | 25 | 39 | 40.2 | 16 | 10 | 17 | 3 | 11 | 49 | 59.9 |
| at Loyola | 01/03/19 | 58-46 | W | 23-54 | .426 | 6-13 | .462 | 6-9 | .667 | 12 | 32 | 44 | 40.5 | 13 | 13 | 22 | 3 | 6 | 58 | 59.7 |
| LEHIGH | 01/06/19 | 38-56 | L | 15-60 | .250 | 4-17 | .235 | 4-7 | .571 | 10 | 25 | 35 | 40.1 | 18 | 9 | 17 | 4 | 10 | 38 | 57.9 |
| AMERICAN | 01/09/19 | 45-58 | L | 20-57 | .351 | 4-21 | .190 | 1-3 | .333 | 11 | 23 | 34 | 39.6 | 15 | 9 | 15 | 3 | 11 | 45 | 56.9 |
| at Colgate | 01/12/19 | 62-49 | W | 22-71 | .310 | 2-16 | .125 | 16-22 | .727 | 24 | 26 | 50 | 40.4 | 6 | 14 | 13 | 3 | 13 | 62 | 57.3 |
| HOLY CROSS | 01/16/19 | 54-47 | W | 19-63 | .302 | 6-21 | .286 | 10-10 | 1.000 | 18 | 25 | 43 | 40.5 | 19 | 10 | 13 | 5 | 9 | 54 | 57.1 |
| at Army | 01/19/19 | 52-55 | L | 19-57 | .333 | 7-26 | .269 | 7-12 | .583 | 15 | 20 | 35 | 40.2 | 18 | 12 | 16 | 2 | 10 | 52 | 56.8 |
| at Lafayette | 01/23/19 | 42-55 | L | 14-54 | .259 | 5-23 | .217 | 9-13 | .692 | 13 | 16 | 29 | 39.5 | 16 | 5 | 12 | 0 | 9 | 42 | 55.9 |
| BOSTON | 01/26/19 | 35-49 | L | 13-56 | .232 | 4-20 | .200 | 5-11 | .455 | 18 | 20 | 38 | 39.4 | 14 | 9 | 19 | 0 | 12 | 35 | 54.7 |
| BUCKNELL | 01/30/19 | 43-77 | L | 13-61 | .213 | 5-21 | .238 | 12-19 | .632 | 17 | 26 | 43 | 39.6 | 17 | 9 | 21 | 1 | 9 | 43 | 54.1 |
| at Lehigh | 02/02/19 | 55-66 | L | 23-66 | .348 | 5-24 | .208 | 4-9 | .444 | 13 | 20 | 33 | 39.3 | 18 | 11 | 11 | 2 | 7 | 55 | 54.2 |
| COLGATE | 02/09/19 | 67-52 | W | 26-57 | .456 | 4-20 | .200 | 11-16 | .688 | 11 | 22 | 33 | 39.0 | 14 | 17 | 18 | 1 | 15 | 67 | 54.8 |
| at Holy Cross | 02/13/19 | 44-47 | L | 19-57 | .333 | 3-15 | .200 | 3-8 | .375 | 11 | 27 | 38 | 39.0 | 15 | 4 | 16 | 2 | 8 | 44 | 54.3 |
| ARMY | 02/16/19 | 48-60 | L | 20-51 | .392 | 5-22 | .227 | 3-6 | .500 | 11 | 22 | 33 | 38.7 | 24 | 13 | 21 | 1 | 8 | 48 | 54.0 |
| LAFAYETTE | 02/20/19 | 65-53 | W | 25-60 | .417 | 8-26 | .308 | 7-11 | .636 | 10 | 22 | 32 | 38.4 | 15 | 16 | 13 | 3 | 10 | 65 | 54.5 |
| at BOSTON | 02/23/19 | 55-66 | L | 21-53 | .396 | 6-16 | .375 | 7-11 | .636 | 7 | 18 | 25 | 37.9 | 13 | 12 | 17 | 0 | 10 | 55 | 54.5 |
| at Bucknell | 02/27/19 | 48-90 | L | 18-63 | .286 | 4-20 | .200 | 8-13 | .615 | 13 | 18 | 31 | 37.6 | 17 | 9 | 16 | 2 | 11 | 48 | 54.2 |
| LOYOLA | 03/02/19 | 50-55 | L | 19-50 | .380 | 5-14 | .357 | 7-9 | .778 | 7 | 25 | 32 | 37.4 | 20 | 11 | 20 | 6 | 7 | 50 | 54.1 |
| at AMERICAN | 03/06/19 | 44-69 | L | 17-54 | .315 | 2-17 | .118 | 8-10 | .800 | 11 | 23 | 34 | 37.3 | 21 | 5 | 18 | 3 | 7 | 44 | 53.7 |
| at Loyola | 03/09/19 | 45-58 | L | 18-58 | .310 | 2-21 | .095 | 7-14 | .500 | 9 | 17 | 26 | 36.9 | 19 | 10 | 8 | 3 | 9 | 45 | 53.4 |
| NAVY | | 1549 | | 582-1723 | .338 | 133-558 | .238 | 252-397 | .635 | 414 | 656 | 1070 | 36.9 | 498 | 309 | 486 | 61 | 307 | 1549 | 53.4 |

OPPONENT STATISTICS

| Opponent | Date | Score | | Total | | 3-Pointers | | Free throws | | Rebounds | | | | pf | a | t/o | blk | stl | pts | avg |
|------------------|----------|-------|---|----------|------|------------|------|-------------|-------|----------|-----|------|------|-----|-----|-----|-----|-----|------|------|
| | | | | fg-fga | pct | 3fg-fga | pct | ft-fa | pct | off | def | tot | avg | | | | | | | |
| CATHOLIC | 11/07/18 | 81-36 | W | 11-48 | .229 | 2-12 | .167 | 12-20 | .600 | 12 | 20 | 32 | 32.0 | 26 | 6 | 30 | 1 | 11 | 36 | 36.0 |
| MARIST | 11/11/18 | 48-72 | L | 25-59 | .424 | 11-28 | .393 | 11-16 | .688 | 13 | 39 | 52 | 42.0 | 14 | 17 | 19 | 3 | 3 | 72 | 54.0 |
| at Norfolk State | 11/18/18 | 58-65 | L | 27-48 | .563 | 2-10 | .200 | 9-21 | .429 | 13 | 22 | 35 | 39.7 | 20 | 15 | 28 | 1 | 10 | 65 | 57.7 |
| PENN | 11/24/18 | 61-65 | L | 24-61 | .393 | 5-19 | .263 | 12-19 | .632 | 16 | 27 | 43 | 40.5 | 15 | 15 | 16 | 5 | 6 | 65 | 59.5 |
| NCAT | 11/25/18 | 72-49 | W | 17-60 | .283 | 3-16 | .188 | 12-22 | .545 | 17 | 23 | 40 | 40.4 | 19 | 8 | 28 | 4 | 4 | 49 | 57.4 |
| at Rider | 12/02/18 | 66-60 | W | 22-62 | .355 | 5-26 | .192 | 11-14 | .786 | 9 | 28 | 37 | 39.8 | 19 | 14 | 19 | 7 | 11 | 60 | 57.8 |
| at Air Force | 12/07/18 | 54-47 | W | 15-52 | .288 | 3-14 | .214 | 14-20 | .700 | 14 | 30 | 44 | 40.4 | 16 | 4 | 24 | 5 | 10 | 47 | 56.3 |
| at Colorado | 12/09/18 | 43-59 | L | 21-51 | .412 | 4-12 | .333 | 13-19 | .684 | 13 | 25 | 38 | 40.1 | 17 | 13 | 18 | 1 | 8 | 59 | 56.6 |
| at Monmouth | 12/19/18 | 67-68 | L | 24-53 | .453 | 10-18 | .556 | 10-12 | .833 | 14 | 23 | 37 | 39.8 | 19 | 15 | 24 | 1 | 9 | 68 | 57.9 |
| SAINT JOSEPH'S | 12/31/18 | 49-48 | W | 16-48 | .333 | 3-14 | .214 | 13-21 | .619 | 10 | 19 | 29 | 38.7 | 17 | 11 | 14 | 4 | 4 | 48 | 56.9 |
| at Loyola | 01/03/19 | 58-46 | W | 19-68 | .279 | 5-19 | .263 | 3-6 | .500 | 15 | 20 | 35 | 38.4 | 11 | 13 | 11 | 4 | 11 | 46 | 55.9 |
| LEHIGH | 01/06/19 | 38-56 | L | 19-54 | .352 | 8-23 | .348 | 10-12 | .833 | 11 | 36 | 47 | 39.1 | 9 | 14 | 21 | 1 | 9 | 56 | 55.9 |
| AMERICAN | 01/09/19 | 45-58 | L | 23-48 | .479 | 7-16 | .438 | 5-9 | .556 | 4 | 27 | 31 | 38.5 | 13 | 19 | 15 | 0 | 8 | 58 | 56.1 |
| at Colgate | 01/12/19 | 62-49 | W | 20-57 | .351 | 3-16 | .188 | 6-6 | 1.000 | 11 | 29 | 40 | 38.6 | 19 | 12 | 21 | 11 | 9 | 49 | 55.6 |
| HOLY CROSS | 01/16/19 | 54-47 | W | 16-50 | .320 | 5-17 | .294 | 10-18 | .556 | 13 | 26 | 39 | 38.6 | 13 | 7 | 19 | 5 | 6 | 47 | 55.0 |
| at Army | 01/19/19 | 52-55 | L | 21-51 | .412 | 5-13 | .385 | 8-16 | .500 | 14 | 26 | 40 | 38.7 | 15 | 10 | 18 | 2 | 3 | 55 | 55.0 |
| at Lafayette | 01/23/19 | 42-55 | L | 22-51 | .431 | 5-13 | .385 | 6-9 | .667 | 15 | 29 | 44 | 39.0 | 14 | 13 | 19 | 3 | 6 | 55 | 55.0 |
| BOSTON | 01/26/19 | 35-49 | L | 19-43 | .442 | 3-15 | .200 | 8-11 | .727 | 5 | 27 | 32 | 38.6 | 14 | 11 | 21 | 2 | 4 | 49 | 54.7 |
| BUCKNELL | 01/30/19 | 43-77 | L | 28-53 | .528 | 9-17 | .529 | 12-18 | .667 | 3 | 33 | 36 | 38.5 | 15 | 18 | 16 | 2 | 10 | 77 | 55.8 |
| at Lehigh | 02/02/19 | 55-66 | L | 24-53 | .453 | 4-11 | .364 | 14-18 | .778 | 13 | 29 | 42 | 38.7 | 8 | 16 | 17 | 2 | 4 | 66 | 56.3 |
| COLGATE | 02/09/19 | 67-52 | W | 21-52 | .404 | 3-15 | .200 | 7-14 | .500 | 10 | 22 | 32 | 38.3 | 15 | 14 | 24 | 5 | 11 | 52 | 56.1 |
| at Holy Cross | 02/13/19 | 44-47 | L | 21-53 | .396 | 3-11 | .273 | 2-13 | .154 | 12 | 29 | 41 | 38.5 | 13 | 13 | 19 | 2 | 8 | 47 | 55.7 |
| ARMY | 02/16/19 | 48-60 | L | 17-49 | .347 | 6-16 | .375 | 20-27 | .741 | 14 | 22 | 36 | 38.3 | 14 | 13 | 13 | 0 | 8 | 60 | 55.9 |
| LAFAYETTE | 02/20/19 | 65-53 | W | 22-54 | .407 | 6-18 | .333 | 3-5 | .600 | 11 | 28 | 39 | 38.4 | 14 | 11 | 20 | 3 | 3 | 53 | 55.8 |
| at BOSTON | 02/23/19 | 55-66 | L | 26-55 | .473 | 6-15 | .400 | 8-9 | .889 | 12 | 26 | 38 | 38.4 | 13 | 18 | 24 | 2 | 11 | 66 | 56.2 |
| at Bucknell | 02/27/19 | 48-90 | L | 31-57 | .544 | 13-25 | .520 | 15-21 | .714 | 9 | 31 | 40 | 38.4 | 16 | 20 | 18 | 2 | 7 | 90 | 57.5 |
| LOYOLA | 03/02/19 | 50-55 | L | 17-51 | .333 | 3-14 | .214 | 18-21 | .857 | 10 | 25 | 35 | 38.3 | 14 | 10 | 18 | 1 | 15 | 55 | 57.4 |
| at AMERICAN | 03/06/19 | 44-69 | L | 26-53 | .491 | 8-12 | .667 | 9-15 | .600 | 7 | 26 | 33 | 38.1 | 15 | 16 | 13 | 4 | 10 | 69 | 57.8 |
| at Loyola | 03/09/19 | 45-58 | L | 19-51 | .373 | 1-12 | .083 | 19-21 | .905 | 15 | 31 | 46 | 38.4 | 14 | 11 | 16 | 4 | 5 | 58 | 57.8 |
| Opponents | | 1677 | | 613-1545 | .397 | 151-467 | .323 | 300-453 | .662 | 335 | 778 | 1113 | 38.4 | 441 | 377 | 563 | 87 | 224 | 1677 | 57.8 |

2018-19 Team Statistics

Overall — 10-29 (H: 6-8 ... R: 4-11 ... N: 0-0)

| | | Total | | | | | 3-Point | | F-Throw | | Rebounds | | | | | | | | | | | | | | |
|----------------|----------------------|-------|------|----------|---------|------|---------|------|---------|------|----------|-----|------|------|-----|----|-----|-----|-----|-----|------|------|--|--|--|
| ## | Player | gp-gs | min | avg | fg-fga | fg% | 3fg-fga | 3fg% | ft-fa | ft% | off | def | tot | avg | pf | dq | a | to | blk | stl | pts | avg | | | |
| 02 | Coleman, Jennifer | 29-29 | 859 | 29.6 | 154-428 | .360 | 25-78 | .321 | 46-88 | .523 | 72 | 166 | 238 | 8.2 | 81 | 3 | 85 | 108 | 8 | 52 | 379 | 13.1 | | | |
| 01 | Green, Kolbi | 29-14 | 667 | 23.0 | 85-266 | .320 | 47-174 | .270 | 39-51 | .765 | 15 | 27 | 42 | 1.4 | 37 | 0 | 31 | 52 | 2 | 50 | 256 | 8.8 | | | |
| 13 | Gatzounas, Sophie | 29-26 | 712 | 24.6 | 91-200 | .455 | 11-45 | .244 | 36-49 | .735 | 63 | 88 | 151 | 5.2 | 72 | 1 | 22 | 50 | 12 | 37 | 229 | 7.9 | | | |
| 15 | Roach, Bianca | 29-29 | 855 | 29.5 | 60-215 | .279 | 8-72 | .111 | 50-72 | .694 | 35 | 55 | 90 | 3.1 | 58 | 0 | 57 | 52 | 6 | 57 | 178 | 6.1 | | | |
| 00 | Taylor, Morgan | 27-14 | 522 | 19.3 | 46-168 | .274 | 11-55 | .200 | 24-36 | .667 | 59 | 60 | 119 | 4.4 | 60 | 1 | 22 | 51 | 1 | 25 | 127 | 4.7 | | | |
| 10 | Jaunich, Laurel | 27-26 | 655 | 24.3 | 48-112 | .429 | 3-13 | .231 | 13-17 | .765 | 24 | 72 | 96 | 3.6 | 32 | 1 | 31 | 40 | 18 | 18 | 112 | 4.1 | | | |
| 21 | Bishop, Jasmine | 25-6 | 458 | 18.3 | 37-117 | .316 | 3-12 | .250 | 10-17 | .588 | 26 | 49 | 75 | 3.0 | 47 | 0 | 17 | 32 | 3 | 17 | 87 | 3.5 | | | |
| 14 | Langford, Darryl | 5-0 | 28 | 5.6 | 5-17 | .294 | 5-10 | .500 | 0-4 | .000 | 1 | 1 | 2 | 0.4 | 2 | 0 | 1 | 3 | 0 | 1 | 15 | 3.0 | | | |
| 55 | Ulasewicz, Mary Kate | 24-0 | 282 | 11.8 | 16-55 | .291 | 5-23 | .217 | 15-18 | .833 | 11 | 31 | 42 | 1.8 | 20 | 0 | 17 | 28 | 2 | 17 | 52 | 2.2 | | | |
| 42 | Hertelendy, Ciera | 5-0 | 39 | 7.8 | 3-9 | .333 | 0-0 | .000 | 4-6 | .667 | 6 | 4 | 10 | 2.0 | 8 | 0 | 0 | 4 | 0 | 0 | 10 | 2.0 | | | |
| 03 | Hannibal, Cayla | 23-1 | 210 | 9.1 | 14-61 | .230 | 9-51 | .176 | 4-8 | .500 | 2 | 11 | 13 | 0.6 | 20 | 0 | 13 | 13 | 0 | 6 | 41 | 1.8 | | | |
| 22 | Duffy, Cailin | 16-0 | 124 | 7.8 | 10-38 | .263 | 6-24 | .250 | 1-2 | .500 | 3 | 10 | 13 | 0.8 | 7 | 0 | 2 | 6 | 2 | 2 | 27 | 1.7 | | | |
| 30 | Braxton, Montana | 7-0 | 58 | 8.3 | 4-11 | .364 | 0-0 | .000 | 2-6 | .333 | 3 | 7 | 10 | 1.4 | 3 | 0 | 1 | 5 | 0 | 2 | 10 | 1.4 | | | |
| 12 | Swanda, Sierra | 23-0 | 326 | 14.2 | 9-26 | .346 | 0-1 | .000 | 8-23 | .348 | 28 | 25 | 53 | 2.3 | 48 | 1 | 10 | 22 | 7 | 23 | 26 | 1.1 | | | |
| 33 | Sheehan, Grace | 1-0 | 5 | 5.0 | 0-0 | .000 | 0-0 | .000 | 0-0 | .000 | 0 | 0 | 0 | 0.0 | 3 | 0 | 0 | 0 | 0 | 0 | 0 | 0.0 | | | |
| Team | | | | | | | | | | | 66 | 50 | 116 | 20 | | | | | | | | | | | |
| Total..... | | 29 | 5800 | 582-1723 | | .338 | 133-558 | .238 | 252-397 | .635 | 414 | 656 | 1070 | 36.9 | 498 | 7 | 309 | 486 | 61 | 307 | 1549 | 53.4 | | | |
| Opponents..... | | 29 | 5800 | 613-1545 | | .397 | 151-467 | .323 | 300-453 | .662 | 335 | 778 | 1113 | 38.4 | 441 | 5 | 377 | 563 | 87 | 224 | 1677 | 57.8 | | | |

| Score by Periods | 1 | 2 | 3 | 4 | OT | Tot |
|------------------|-----|-----|-----|-----|----|------|
| Navy | 363 | 373 | 421 | 392 | - | 1549 |
| Opponents | 416 | 404 | 420 | 437 | - | 1677 |

| Attendance Summary | H | A | N |
|--------------------|------------|----------|-------|
| Total | 14,559 | 14,671 | - |
| Average / Games | 1,040 / 14 | 978 / 15 | - / - |

Non-League Regular Season — 5-5 (H: 3-2 ... R: 2-3 ... N: 0-0)

| | | Total | | | | | 3-Point | | F-Throw | | Rebounds | | | | | | | | | | | | | | |
|----------------|----------------------|-------|------|------|---------|------|---------|------|---------|------|----------|-----|-----|------|-----|----|-----|-----|-----|-----|-----|------|--|--|--|
| ## | Player | gp-gs | min | avg | fg-fga | fg% | 3fg-fga | 3fg% | ft-fa | ft% | off | def | tot | avg | pf | dq | a | to | blk | stl | pts | avg | | | |
| 02 | Coleman, Jennifer | 10-10 | 269 | 26.9 | 52-152 | .342 | 4-23 | .174 | 21-38 | .553 | 26 | 43 | 69 | 6.9 | 26 | 1 | 28 | 32 | 3 | 20 | 129 | 12.9 | | | |
| 13 | Gatzounas, Sophie | 10-10 | 291 | 29.1 | 44-85 | .518 | 8-20 | .400 | 14-23 | .609 | 31 | 41 | 72 | 7.2 | 30 | 0 | 9 | 18 | 2 | 20 | 110 | 11.0 | | | |
| 01 | Green, Kolbi | 10-0 | 165 | 16.5 | 24-67 | .358 | 14-43 | .326 | 18-22 | .818 | 4 | 4 | 8 | 0.8 | 12 | 0 | 8 | 16 | 0 | 17 | 80 | 8.0 | | | |
| 00 | Taylor, Morgan | 9-9 | 215 | 23.9 | 25-88 | .284 | 6-32 | .188 | 16-22 | .727 | 29 | 27 | 56 | 6.2 | 22 | 0 | 9 | 22 | 1 | 12 | 72 | 8.0 | | | |
| 15 | Roach, Bianca | 10-10 | 270 | 27.0 | 19-66 | .288 | 3-22 | .136 | 19-28 | .679 | 15 | 14 | 29 | 2.9 | 18 | 0 | 22 | 17 | 2 | 18 | 60 | 6.0 | | | |
| 10 | Jaunich, Laurel | 10-10 | 244 | 24.4 | 17-43 | .395 | 0-1 | .000 | 4-5 | .800 | 11 | 29 | 40 | 4.0 | 7 | 0 | 15 | 17 | 5 | 6 | 38 | 3.8 | | | |
| 21 | Bishop, Jasmine | 9-0 | 150 | 16.7 | 12-40 | .300 | 3-5 | .600 | 4-6 | .667 | 9 | 18 | 27 | 3.0 | 19 | 0 | 2 | 13 | 1 | 10 | 31 | 3.4 | | | |
| 42 | Hertelendy, Ciera | 3-0 | 27 | 9.0 | 3-6 | .500 | 0-0 | .000 | 4-6 | .667 | 6 | 4 | 10 | 3.3 | 7 | 0 | 0 | 3 | 0 | 0 | 10 | 3.3 | | | |
| 55 | Ulasewicz, Mary Kate | 10-0 | 135 | 13.5 | 10-25 | .400 | 2-7 | .286 | 8-10 | .800 | 3 | 19 | 22 | 2.2 | 12 | 0 | 7 | 13 | 0 | 11 | 30 | 3.0 | | | |
| 14 | Langford, Darryl | 1-0 | 7 | 7.0 | 1-7 | .143 | 1-3 | .333 | 0-4 | .000 | 1 | 1 | 2 | 2.0 | 0 | 0 | 1 | 0 | 0 | 0 | 3 | 3.0 | | | |
| 03 | Hannibal, Cayla | 9-1 | 85 | 9.4 | 7-26 | .269 | 4-22 | .182 | 3-4 | .750 | 0 | 2 | 2 | 0.2 | 10 | 0 | 7 | 6 | 0 | 4 | 21 | 2.3 | | | |
| 30 | Braxton, Montana | 2-0 | 19 | 9.5 | 1-2 | .500 | 0-0 | .000 | 2-6 | .333 | 3 | 2 | 5 | 2.5 | 2 | 0 | 1 | 3 | 0 | 1 | 4 | 2.0 | | | |
| 12 | Swanda, Sierra | 7-0 | 97 | 13.9 | 2-6 | .333 | 0-1 | .000 | 4-10 | .400 | 9 | 10 | 19 | 2.7 | 18 | 0 | 2 | 9 | 3 | 6 | 8 | 1.1 | | | |
| 22 | Duffy, Cailin | 3-0 | 21 | 7.0 | 1-8 | .125 | 1-6 | .167 | 0-0 | .000 | 1 | 0 | 1 | 0.3 | 0 | 0 | 0 | 2 | 0 | 1 | 3 | 1.0 | | | |
| 33 | Sheehan, Grace | 1-0 | 5 | 5.0 | 0-0 | .000 | 0-0 | .000 | 0-0 | .000 | 0 | 0 | 0 | 0.0 | 3 | 0 | 0 | 0 | 0 | 0 | 0 | 0.0 | | | |
| Team | | | | | | | | | | | 25 | 15 | 40 | 9 | | | | | | | | | | | |
| Total..... | | 10 | 2000 | | 218-621 | .351 | 46-185 | .249 | 117-184 | .636 | 173 | 229 | 402 | 40.2 | 186 | 1 | 111 | 180 | 17 | 126 | 599 | 59.9 | | | |
| Opponents..... | | 10 | 2000 | | 202-542 | .373 | 48-169 | .284 | 117-184 | .636 | 131 | 256 | 387 | 38.7 | 182 | 3 | 118 | 220 | 32 | 76 | 569 | 56.9 | | | |

| Score by Periods | 1 | 2 | 3 | 4 | OT | Tot |
|------------------|-----|-----|-----|-----|----|-----|
| Navy | 101 | 153 | 173 | 172 | - | 599 |
| Opponents | 131 | 147 | 138 | 153 | - | 569 |

| Attendance Summary | H | A | N |
|--------------------|---------|---------|-------|
| Total | 2,026 | 4,520 | - |
| Average / Games | 405 / 5 | 904 / 5 | - / - |

Patriot League Regular Season — 5-13 (H: 3-6 ... R: 2-7 ... N: 0-0)

| ## | Player | gp-gs | min | avg | Total | | 3-Point | | F-Throw | | Rebounds | | | | | | | | | | pts | avg |
|----------------|----------------------|-------|------|------|----------|------|---------|------|---------|------|----------|-----|-----|------|-----|----|-----|-----|-----|-----|------|------|
| | | | | | fg-fga | fg% | 3fg-fga | 3fg% | ft-fa | ft% | off | def | tot | avg | pf | dq | a | to | blk | stl | | |
| 02 | Coleman, Jennifer | 18-18 | 562 | 31.2 | 99-264 | .375 | 21-54 | .389 | 23-46 | .500 | 45 | 118 | 163 | 9.1 | 51 | 2 | 54 | 74 | 5 | 31 | 242 | 13.4 |
| 01 | Green, Kolbi | 18-13 | 467 | 25.9 | 58-187 | .310 | 32-123 | .260 | 21-28 | .750 | 10 | 19 | 29 | 1.6 | 22 | 0 | 22 | 35 | 2 | 31 | 169 | 9.4 |
| 13 | Gatzounas, Sophie | 18-15 | 394 | 21.9 | 43-109 | .394 | 2-22 | .091 | 22-26 | .846 | 32 | 46 | 78 | 4.3 | 39 | 1 | 13 | 30 | 9 | 16 | 110 | 6.1 |
| 15 | Roach, Bianca | 18-18 | 549 | 30.5 | 38-140 | .271 | 5-46 | .109 | 28-39 | .718 | 19 | 41 | 60 | 3.3 | 37 | 0 | 32 | 35 | 3 | 37 | 109 | 6.1 |
| 10 | Jaunich, Laurel | 16-15 | 392 | 24.5 | 29-64 | .453 | 3-12 | .250 | 8-10 | .800 | 12 | 42 | 54 | 3.4 | 25 | 1 | 15 | 22 | 12 | 12 | 69 | 4.3 |
| 21 | Bishop, Jasmine | 15-6 | 285 | 19.0 | 22-71 | .310 | 0-6 | .000 | 5-9 | .556 | 14 | 28 | 42 | 2.8 | 26 | 0 | 14 | 18 | 2 | 5 | 49 | 3.3 |
| 00 | Taylor, Morgan | 17-5 | 305 | 17.9 | 21-80 | .263 | 5-23 | .217 | 8-14 | .571 | 30 | 33 | 63 | 3.7 | 38 | 1 | 13 | 29 | 0 | 13 | 55 | 3.2 |
| 14 | Langford, Darryl | 4-0 | 21 | 5.3 | 4-10 | .400 | 4-7 | .571 | 0-0 | .000 | 0 | 0 | 0 | 0.0 | 2 | 0 | 0 | 3 | 0 | 1 | 12 | 3.0 |
| 22 | Duffy, Cailin | 12-0 | 95 | 7.9 | 9-28 | .321 | 5-17 | .294 | 1-2 | .500 | 2 | 9 | 11 | 0.9 | 7 | 0 | 1 | 4 | 2 | 1 | 24 | 2.0 |
| 55 | Ulasewicz, Mary Kate | 13-0 | 136 | 10.5 | 6-25 | .240 | 3-13 | .231 | 7-8 | .875 | 7 | 12 | 19 | 1.5 | 6 | 0 | 10 | 15 | 2 | 5 | 22 | 1.7 |
| 03 | Hannibal, Cayla | 13-0 | 124 | 9.5 | 7-35 | .200 | 5-29 | .172 | 1-4 | .250 | 2 | 8 | 10 | 0.8 | 10 | 0 | 6 | 7 | 0 | 2 | 20 | 1.5 |
| 30 | Braxton, Montana | 5-0 | 39 | 7.8 | 3-9 | .333 | 0-0 | .000 | 0-0 | .000 | 0 | 5 | 5 | 1.0 | 1 | 0 | 0 | 2 | 0 | 1 | 6 | 1.2 |
| 12 | Swanda, Sierra | 15-0 | 219 | 14.6 | 7-19 | .368 | 0-0 | .000 | 4-13 | .308 | 19 | 14 | 33 | 2.2 | 28 | 1 | 8 | 12 | 4 | 17 | 18 | 1.2 |
| 42 | Hertelendy, Ciera | 2-0 | 12 | 6.0 | 0-3 | .000 | 0-0 | .000 | 0-0 | .000 | 0 | 0 | 0 | 0.0 | 1 | 0 | 0 | 1 | 0 | 0 | 0 | 0.0 |
| Team | | | | | | | | | | | 40 | 35 | 75 | | | | 11 | | | | | |
| Total..... | | 18 | 3600 | | 346-1044 | .331 | 85-352 | .241 | 128-199 | .643 | 232 | 410 | 642 | 35.7 | 293 | 6 | 188 | 298 | 41 | 172 | 905 | 50.3 |
| Opponents..... | | 18 | 3600 | | 392-952 | .412 | 102-286 | .357 | 164-248 | .661 | 189 | 491 | 680 | 37.8 | 245 | 2 | 248 | 327 | 51 | 143 | 1050 | 58.3 |

| Score by Periods | 1 | 2 | 3 | 4 | OT | Tot |
|------------------|-----|-----|-----|-----|----|------|
| Navy | 251 | 213 | 231 | 210 | - | 906 |
| Opponents | 271 | 243 | 268 | 268 | - | 1050 |

| Attendance Summary | H | A | N |
|--------------------|-----------|-----------|-------|
| Total | 12,533 | 9,909 | - |
| Average / Games | 1,393 / 9 | 1,101 / 9 | - / - |

Post-Season — 0-1 (H: 0-0 ... R: 0-1 ... N: 0-0)

| ## | Player | gp-gs | min | avg | Total | | 3-Point | | F-Throw | | Rebounds | | | | | | | | | | pts | avg |
|----------------|----------------------|-------|-----|------|--------|------|---------|------|---------|------|----------|-----|-----|------|----|----|----|----|-----|-----|-----|------|
| | | | | | fg-fga | fg% | 3fg-fga | 3fg% | ft-fa | ft% | off | def | tot | avg | pf | dq | a | to | blk | stl | | |
| 15 | Roach, Bianca | 1-1 | 36 | 36.0 | 3-9 | .333 | 0-4 | .000 | 3-5 | .600 | 1 | 0 | 1 | 1.0 | 3 | 0 | 3 | 0 | 1 | 2 | 9 | 9.0 |
| 13 | Gatzounas, Sophie | 1-1 | 27 | 27.0 | 4-6 | .667 | 1-3 | .333 | 0-0 | .000 | 0 | 1 | 1 | 1.0 | 3 | 0 | 0 | 2 | 1 | 1 | 9 | 9.0 |
| 02 | Coleman, Jennifer | 1-1 | 28 | 28.0 | 3-12 | .250 | 0-1 | .000 | 2-4 | .500 | 1 | 5 | 6 | 6.0 | 4 | 0 | 3 | 2 | 0 | 1 | 8 | 8.0 |
| 01 | Green, Kolbi | 1-1 | 35 | 35.0 | 3-12 | .250 | 1-8 | .125 | 0-1 | .000 | 1 | 4 | 5 | 5.0 | 3 | 0 | 1 | 1 | 0 | 2 | 7 | 7.0 |
| 21 | Bishop, Jasmine | 1-0 | 23 | 23.0 | 3-6 | .500 | 0-1 | .000 | 1-2 | .500 | 3 | 3 | 6 | 6.0 | 2 | 0 | 1 | 1 | 0 | 2 | 7 | 7.0 |
| 10 | Jaunich, Laurel | 1-1 | 19 | 19.0 | 2-5 | .400 | 0-0 | .000 | 1-2 | .500 | 1 | 1 | 2 | 2.0 | 0 | 0 | 1 | 1 | 1 | 0 | 5 | 5.0 |
| 55 | Ulasewicz, Mary Kate | 1-0 | 11 | 11.0 | 0-5 | .000 | 0-3 | .000 | 0-0 | .000 | 1 | 0 | 1 | 1.0 | 2 | 0 | 0 | 0 | 0 | 1 | 0 | 0.0 |
| 22 | Duffy, Cailin | 1-0 | 8 | 8.0 | 0-2 | .000 | 0-1 | .000 | 0-0 | .000 | 0 | 1 | 1 | 1.0 | 0 | 0 | 1 | 0 | 0 | 0 | 0 | 0.0 |
| 12 | Swanda, Sierra | 1-0 | 10 | 10.0 | 0-1 | .000 | 0-0 | .000 | 0-0 | .000 | 0 | 1 | 1 | 1.0 | 2 | 0 | 0 | 1 | 0 | 0 | 0 | 0.0 |
| 03 | Hannibal, Cayla | 1-0 | 1 | 1.0 | 0-0 | .000 | 0-0 | .000 | 0-0 | .000 | 0 | 1 | 1 | 1.0 | 0 | 0 | 0 | 0 | 0 | 0 | 0 | 0.0 |
| 00 | Taylor, Morgan | 1-0 | 2 | 2.0 | 0-0 | .000 | 0-0 | .000 | 0-0 | .000 | 0 | 0 | 0 | 0.0 | 0 | 0 | 0 | 0 | 0 | 0 | 0 | 0.0 |
| Team | | | | | | | | | | | 1 | 0 | 1 | | | | | | | | | |
| Total..... | | 1 | 200 | | 18-58 | .310 | 2-21 | .095 | 7-14 | .500 | 9 | 17 | 26 | 26.0 | 19 | 0 | 10 | 8 | 3 | 9 | 45 | 45.0 |
| Opponents..... | | 1 | 200 | | 19-51 | .373 | 1-12 | .083 | 19-21 | .905 | 15 | 31 | 46 | 46.0 | 14 | 0 | 11 | 16 | 4 | 5 | 58 | 58.0 |

| Score by Periods | 1 | 2 | 3 | 4 | OT | Tot |
|------------------|----|----|----|----|----|-----|
| Navy | 11 | 7 | 17 | 10 | - | 45 |
| Opponents | 14 | 14 | 14 | 16 | - | 58 |

| Attendance Summary | H | A | N |
|--------------------|-------|---------|-------|
| Total | - | 242 | - |
| Average / Games | - / - | 242 / 1 | - / - |

The Automated ScoreBook
Navy Season/Career Statistics (as of Nov 08, 2019)
All games

SEASON STATISTICS

CAREER STATISTICS

| SUMMARY | gp-gs | min/g | fg% | 3fg% | ft% | r/g | a/g | stl | blk | pts/g | gp-gs | min/g | fg% | 3fg% | ft% | r/g | a/g | stl | blk | pts/g |
|----------------------|--------|-------|---------|------|--------|-------|-----|-------|---------|-------|---------|-------|--------|-------|-------|-------|-----|-----|-----|-------|
| Green, Kolbi | 1-1 | 25.0 | .563 | .333 | .333 | 5.0 | 2.0 | 2 | 0 | 21.0 | 30-15 | 23.1 | .333 | .272 | .741 | 1.6 | 1.1 | 52 | 2 | 9.2 |
| Taylor, Morgan | 1-1 | 25.0 | .444 | .333 | .000 | 4.0 | 1.0 | 3 | 0 | 9.0 | 72-15 | 15.8 | .382 | .272 | .652 | 3.4 | 0.8 | 70 | 3 | 5.5 |
| Jaunich, Laurel | 1-0 | 17.0 | .429 | .000 | 1.000 | 7.0 | 1.0 | 3 | 0 | 8.0 | 95-57 | 21.7 | .474 | .258 | .667 | 3.4 | 0.9 | 51 | 48 | 4.8 |
| Gatzounas, Sophie | 1-1 | 18.0 | .800 | .000 | .000 | 3.0 | 2.0 | 1 | 1 | 8.0 | 60-40 | 21.0 | .472 | .311 | .745 | 4.7 | 0.8 | 54 | 22 | 7.1 |
| Llewellyn, Lindsay | 1-0 | 21.0 | .250 | .000 | 1.000 | 2.0 | 0.0 | 3 | 0 | 6.0 | 1-0 | 21.0 | .250 | .000 | 1.000 | 2.0 | 0.0 | 3 | 0 | 6.0 |
| Schrader, Mimi | 1-0 | 24.0 | .429 | .000 | .000 | 3.0 | 1.0 | 1 | 1 | 6.0 | 1-0 | 24.0 | .429 | .000 | .000 | 3.0 | 1.0 | 1 | 1 | 6.0 |
| Braxton, Montana | 1-1 | 29.0 | .222 | .000 | .000 | 8.0 | 1.0 | 4 | 1 | 4.0 | 11-1 | 9.1 | .318 | .000 | .333 | 1.7 | 0.2 | 7 | 1 | 1.5 |
| Ulasewicz, Mary Kate | 1-1 | 22.0 | .333 | .000 | .000 | 6.0 | 9.0 | 3 | 0 | 4.0 | 51-1 | 11.2 | .381 | .273 | .867 | 1.7 | 0.9 | 36 | 2 | 2.6 |
| Bishop, Jasmine | 1-0 | 11.0 | 1.000 | .000 | .000 | 1.0 | 0.0 | 0 | 1 | 4.0 | 58-6 | 14.0 | .319 | .219 | .517 | 2.2 | 0.5 | 35 | 11 | 2.7 |
| Garrison, Nyah | 1-0 | 3.0 | .000 | .000 | .000 | 0.0 | 0.0 | 0 | 0 | 0.0 | 1-0 | 3.0 | .000 | .000 | .000 | 0.0 | 0.0 | 0 | 0 | 0.0 |
| Hertelendy, Ciera | 1-0 | 3.0 | .000 | .000 | .000 | 1.0 | 0.0 | 0 | 1 | 0.0 | 6-0 | 7.0 | .300 | .000 | .667 | 1.8 | 0.0 | 0 | 1 | 1.7 |
| Swanda, Sierra | 1-0 | 2.0 | .000 | .000 | .000 | 0.0 | 1.0 | 0 | 0 | 0.0 | 38-0 | 12.1 | .350 | .000 | .296 | 2.1 | 0.3 | 29 | 9 | 0.9 |
| SCORING | fg-fga | fg% | 3fg-fga | 3fg% | ft-fta | ft% | pts | pts/g | fg-fga | fg% | 3fg-fga | 3fg% | ft-fta | ft% | pts | pts/g | | | | |
| Green, Kolbi | 9-16 | .563 | 2-6 | .333 | 1-3 | .333 | 21 | 21.0 | 94-282 | .333 | 49-180 | .272 | 40-54 | .741 | 277 | 9.2 | | | | |
| Taylor, Morgan | 4-9 | .444 | 1-3 | .333 | 0-0 | .000 | 9 | 9.0 | 152-398 | .382 | 31-114 | .272 | 60-92 | .652 | 395 | 5.5 | | | | |
| Jaunich, Laurel | 3-7 | .429 | 0-1 | .000 | 2-2 | 1.000 | 8 | 8.0 | 209-441 | .474 | 8-31 | .258 | 30-45 | .667 | 456 | 4.8 | | | | |
| Gatzounas, Sophie | 4-5 | .800 | 0-0 | .000 | 0-0 | .000 | 8 | 8.0 | 163-345 | .472 | 28-90 | .311 | 70-94 | .745 | 424 | 7.1 | | | | |
| Llewellyn, Lindsay | 2-8 | .250 | 0-2 | .000 | 2-2 | 1.000 | 6 | 6.0 | 2-8 | .250 | 0-2 | .000 | 2-2 | 1.000 | 6 | 6.0 | | | | |
| Schrader, Mimi | 3-7 | .429 | 0-2 | .000 | 0-0 | .000 | 6 | 6.0 | 3-7 | .429 | 0-2 | .000 | 0-0 | .000 | 6 | 6.0 | | | | |
| Braxton, Montana | 2-9 | .222 | 0-0 | .000 | 0-0 | .000 | 4 | 4.0 | 7-22 | .318 | 0-0 | .000 | 2-6 | .333 | 16 | 1.5 | | | | |
| Ulasewicz, Mary Kate | 2-6 | .333 | 0-2 | .000 | 0-0 | .000 | 4 | 4.0 | 48-126 | .381 | 12-44 | .273 | 26-30 | .867 | 134 | 2.6 | | | | |
| Bishop, Jasmine | 2-2 | 1.000 | 0-0 | .000 | 0-0 | .000 | 4 | 4.0 | 67-210 | .319 | 7-32 | .219 | 15-29 | .517 | 156 | 2.7 | | | | |
| Garrison, Nyah | 0-2 | .000 | 0-0 | .000 | 0-0 | .000 | 0 | 0.0 | 0-2 | .000 | 0-0 | .000 | 0-0 | .000 | 0 | 0.0 | | | | |
| Hertelendy, Ciera | 0-1 | .000 | 0-0 | .000 | 0-0 | .000 | 0 | 0.0 | 3-10 | .300 | 0-0 | .000 | 4-6 | .667 | 10 | 1.7 | | | | |
| Swanda, Sierra | 0-0 | .000 | 0-0 | .000 | 0-0 | .000 | 0 | 0.0 | 14-40 | .350 | 0-1 | .000 | 8-27 | .296 | 36 | 0.9 | | | | |
| TOTALS | o-reb | d-reb | t-reb | pf | fo | ast | to | a/to | o-reb | d-reb | t-reb | pf | fo | ast | to | a/to | | | | |
| Green, Kolbi | 2 | 3 | 5 | 0 | 0 | 2 | 2 | 1.0 | 17 | 30 | 47 | 37 | 0 | 33 | 54 | 0.6 | | | | |
| Taylor, Morgan | 0 | 4 | 4 | 1 | 0 | 1 | 0 | 0.0 | 86 | 157 | 243 | 127 | 1 | 57 | 96 | 0.6 | | | | |
| Jaunich, Laurel | 4 | 3 | 7 | 0 | 0 | 1 | 1 | 1.0 | 110 | 213 | 323 | 107 | 1 | 87 | 95 | 0.9 | | | | |
| Gatzounas, Sophie | 0 | 3 | 3 | 2 | 0 | 2 | 1 | 2.0 | 105 | 176 | 281 | 116 | 2 | 47 | 85 | 0.6 | | | | |
| Llewellyn, Lindsay | 1 | 1 | 2 | 4 | 0 | 0 | 2 | 0.0 | 1 | 1 | 2 | 4 | 0 | 0 | 2 | 0.0 | | | | |
| Schrader, Mimi | 0 | 3 | 3 | 0 | 0 | 1 | 1 | 1.0 | 0 | 3 | 3 | 0 | 0 | 1 | 1 | 1.0 | | | | |
| Braxton, Montana | 3 | 5 | 8 | 1 | 0 | 1 | 3 | 0.3 | 6 | 13 | 19 | 7 | 0 | 2 | 9 | 0.2 | | | | |
| Ulasewicz, Mary Kate | 1 | 5 | 6 | 1 | 0 | 9 | 2 | 4.5 | 23 | 62 | 85 | 38 | 0 | 47 | 52 | 0.9 | | | | |
| Bishop, Jasmine | 1 | 0 | 1 | 0 | 0 | 0 | 1 | 0.0 | 52 | 76 | 128 | 79 | 0 | 29 | 61 | 0.5 | | | | |
| Garrison, Nyah | 0 | 0 | 0 | 1 | 0 | 0 | 0 | 0.0 | 0 | 0 | 0 | 1 | 0 | 0 | 0 | 0.0 | | | | |
| Hertelendy, Ciera | 1 | 0 | 1 | 1 | 0 | 0 | 1 | 0.0 | 7 | 4 | 11 | 9 | 0 | 0 | 5 | 0.0 | | | | |
| Swanda, Sierra | 0 | 0 | 0 | 0 | 0 | 1 | 0 | 0.0 | 43 | 38 | 81 | 70 | 1 | 13 | 29 | 0.4 | | | | |

The Automated ScoreBook
Navy Season Box Score (as of Nov 09, 2019)
All games

| RECORD: | OVERALL | HOME | AWAY | NEUTRAL |
|----------------|---------|------|------|---------|
| ALL GAMES | 1-0 | 1-0 | 0-0 | 0-0 |
| CONFERENCE | 0-0 | 0-0 | 0-0 | 0-0 |
| NON-CONFERENCE | 1-0 | 1-0 | 0-0 | 0-0 |

| ## | Player | gp-gs | min | avg | Total | | 3-Point | | F-Throw | | Rebounds | | | | pf | dq | a | to | blk | stl | pts | avg |
|----------------|----------------------|-------|-----|------|--------|-------|---------|------|---------|-------|----------|-----|-----|------|----|----|----|----|-----|-----|-----|------|
| | | | | | fg-fga | fg% | 3fg-fga | 3fg% | ft-fa | ft% | off | def | tot | avg | | | | | | | | |
| 01 | Green, Kolbi | 1-1 | 25 | 25.0 | 9-16 | .563 | 2-6 | .333 | 1-3 | .333 | 2 | 3 | 5 | 5.0 | 0 | 0 | 2 | 2 | 0 | 2 | 21 | 21.0 |
| 00 | Taylor, Morgan | 1-1 | 25 | 25.0 | 4-9 | .444 | 1-3 | .333 | 0-0 | .000 | 0 | 4 | 4 | 4.0 | 1 | 0 | 1 | 0 | 0 | 3 | 9 | 9.0 |
| 10 | Jaunich, Laurel | 1-0 | 17 | 17.0 | 3-7 | .429 | 0-1 | .000 | 2-2 | 1.000 | 4 | 3 | 7 | 7.0 | 0 | 0 | 1 | 1 | 0 | 3 | 8 | 8.0 |
| 13 | Gatzounas, Sophie | 1-1 | 18 | 18.0 | 4-5 | .800 | 0-0 | .000 | 0-0 | .000 | 0 | 3 | 3 | 3.0 | 2 | 0 | 2 | 1 | 1 | 1 | 8 | 8.0 |
| 24 | Llewellyn, Lindsay | 1-0 | 21 | 21.0 | 2-8 | .250 | 0-2 | .000 | 2-2 | 1.000 | 1 | 1 | 2 | 2.0 | 4 | 0 | 0 | 2 | 0 | 3 | 6 | 6.0 |
| 04 | Schrader, Mimi | 1-0 | 24 | 24.0 | 3-7 | .429 | 0-2 | .000 | 0-0 | .000 | 0 | 3 | 3 | 3.0 | 0 | 0 | 1 | 1 | 1 | 1 | 6 | 6.0 |
| 30 | Braxton, Montana | 1-1 | 29 | 29.0 | 2-9 | .222 | 0-0 | .000 | 0-0 | .000 | 3 | 5 | 8 | 8.0 | 1 | 0 | 1 | 3 | 1 | 4 | 4 | 4.0 |
| 55 | Ulasewicz, Mary Kate | 1-1 | 22 | 22.0 | 2-6 | .333 | 0-2 | .000 | 0-0 | .000 | 1 | 5 | 6 | 6.0 | 1 | 0 | 9 | 2 | 0 | 3 | 4 | 4.0 |
| 21 | Bishop, Jasmine | 1-0 | 11 | 11.0 | 2-2 | 1.000 | 0-0 | .000 | 0-0 | .000 | 1 | 0 | 1 | 1.0 | 0 | 0 | 0 | 1 | 1 | 0 | 4 | 4.0 |
| 35 | Garrison, Nyah | 1-0 | 3 | 3.0 | 0-2 | .000 | 0-0 | .000 | 0-0 | .000 | 0 | 0 | 0 | 0.0 | 1 | 0 | 0 | 0 | 0 | 0 | 0 | 0.0 |
| 42 | Hertelendy, Ciera | 1-0 | 3 | 3.0 | 0-1 | .000 | 0-0 | .000 | 0-0 | .000 | 1 | 0 | 1 | 1.0 | 1 | 0 | 0 | 1 | 1 | 0 | 0 | 0.0 |
| 12 | Swanda, Sierra | 1-0 | 2 | 2.0 | 0-0 | .000 | 0-0 | .000 | 0-0 | .000 | 0 | 0 | 0 | 0.0 | 0 | 0 | 1 | 0 | 0 | 0 | 0 | 0.0 |
| Team | | | | | | | | | | | 2 | 1 | 3 | | | | | | | | | |
| Total..... | | 1 | 200 | | 31-72 | .431 | 3-16 | .188 | 5-7 | .714 | 15 | 28 | 43 | 43.0 | 11 | 0 | 18 | 14 | 5 | 20 | 70 | 70.0 |
| Opponents..... | | 1 | 200 | | 14-49 | .286 | 7-13 | .538 | 1-4 | .250 | 8 | 27 | 35 | 35.0 | 12 | 0 | 12 | 31 | 4 | 4 | 36 | 36.0 |

| Score by Periods | 1st | 2nd | 3rd | 4th | Totals |
|------------------|-----|-----|-----|-----|--------|
| Navy | 16 | 19 | 19 | 16 | 70 |
| Opponents | 7 | 7 | 11 | 11 | 36 |