

GAME NOTES



ACC 29 POSTSEASON APPEARANCES | 4 SWEET SIXTEENS | 1 ELITE EIGHT | 1990 ACC REGULAR SEASON CHAMPIONS



CLEMSON (1-1, 0-1 ACC) vs. COLGATE (1-0, 0-0 PATRIOT LEAGUE)
SUNDAY, NOVEMBER 10 • 3:00 P.M. ET • LITTLEJOHN COLISEUM (9,000) • CLEMSON, S.C.



CLEMSON RECORDS

Overall:	1-1	Win-1
vs. ACC opponents:	0-1	Loss-1
Non-Conference regular-season:	1-0	Win-5
Home:	1-1	Win-1
Away:	0-0	Win-2
Neutral:	0-0	Loss-1

2019-20 SCHEDULE/RESULTS

Date	Opponent	TV	Score/Time (ET)
10/30	Anderson (Exhibition)	N/A	W, 75-48
11/5	Virginia Tech*	ESPN2	L, 60-67
11/7	Presbyterian	ACCN	W, 79-45
11/10	Colgate	ACCNX	3 p.m.
11/17	Detroit Mercy	ACCNX	3 p.m.
11/21	Alabama A&M	ACCNX	7 p.m.
11/24	vs. TCU ¹	TBA	10:30 p.m.
11/26	vs. Colorado/Wyoming ¹	TBA	TBA
12/2	at Minnesota ²	ESPN2	9 p.m.
12/8	at Florida State*	ACCN	2 p.m.
12/15	South Carolina	ESPN2	5 p.m.
12/20	Jacksonville	ACCN	9 p.m.
12/22	Yale	ACCN	4 p.m.
12/31	Miami*	ACCN	4 p.m.
1/4	NC State*	ACCN	12 p.m.
1/11	at North Carolina*	RSN	4:30 p.m.
1/14	Duke*	ESPN2/ACCN	7 p.m.
1/18	at NC State*	RSN	2 p.m.
1/21	Wake Forest*	ACCN	8 p.m.
1/25	at Louisville*	RSN	2 p.m.
1/28	Syracuse*	RSN	7 p.m.
2/1	at Wake Forest*	ACCN	TBA
2/5	at Virginia*	RSN	7 p.m.
2/9	Notre Dame*	ACCN	6 p.m.
2/12	at Pittsburgh*	RSN	9 p.m.
2/15	Louisville*	ESPN2/U/ACCN	4 p.m.
2/22	at Boston College*	ACCN	TBA
2/25	at Georgia Tech*	ESPN2/ACCN	9 p.m.
2/29	Florida State*	RSN	2 p.m.
3/4	at Virginia Tech*	ACCN	7 p.m.
3/6	Georgia Tech*	ESPN2	7 p.m.

* - ACC contest; Note: Home games in **bold**; ¹ MGM Resorts Main Event (Las Vegas, Nev.); ² ACC/Big 10 Challenge

CREDENTIALS

GAME CREDENTIALS

Media wishing to apply for credentials to cover Clemson Basketball games at Littlejohn Coliseum will be asked to apply at www.SportsSystems.com/ClemsonBasketball. Please contact Ben Winterrowd at winterrowd@clemson.edu with any questions or concerns. All credentialing decisions are made in accordance with the Clemson University Athletics Media Credential Policy, available at ClemsonTigers.com/mediapolicy.

CLEMSON SOCIAL MEDIA

Twitter | Instagram @ClemsonMBB
 Facebook Facebook.com/ClemsonMBB

ATHLETIC COMMUNICATIONS

SID Contact: Ben Winterrowd
Cell Phone: 630.862.8828
Email: winterrowd@clemson.edu
Secondary Contact: Meaghan Frazier
Email: mfrazier@g.clemson.edu



GAME CENTER



TELEVISION: ACCNX

Talent: Pete Yanity and Jim Davis



RADIO: Clemson Tigers Network

Talent: Don Munson and Tim Bourret

Engineer: Ben Milstead



RADIO: Internet 974

CLEMSON/COLGATE SERIES HISTORY:

- OVERALL: Clemson leads series, 1-0
- HOME: Clemson leads series, 1-0
- ROAD: N/A
- NEUTRAL: N/A
- LAST MEETING: Feb. 1, 1979 (110-73, W)
- STREAK: Clemson, Won 1

SETTING THE SCENE BETWEEN THE TIGERS AND BLUE HOSE

- The Clemson Tigers will face their second non-conference opponent in four days when they welcome Colgate. Tipoff from Littlejohn Coliseum in Clemson, S.C. is slated for 3:01 p.m. ET.
- The contest will be televised on ACCNX with Pete Yanity and Jim Davis calling the action courtside, while Don Munson and Tim Bourret will call the action on the radio waves. The radio call will be available on the Clemson Tigers Network and Tunein.com.
- Live stats will be provided on ClemsonTigers.com and Twitter updates will be available on Clemson's official account (@ClemsonMBB).

CLEMSON BASKETBALL HEADLINES

- Clemson allowed just 45 points its last time out against Presbyterian. The Tigers have allowed 50 points or less on 46 occasions during head coach Brad Brownell's tenure.
- The Tigers are a combined 44-2 when they allow 50 or less points to its opponent and have won their last 23 contests in which they have allowed 50 or less points (23-0).
- Clemson knocked down an impressive barrage of 3-pointers in its last outing, a 79-45 victory over Presbyterian.
- The Tigers made 14 threes for just the sixth time in program history.
- Chase Hunter finished with a season-high 13 points against the Blue Hose, on 5-for-7 shooting and connected on 3-of-5 from behind the arc. Hunter turned in a team-high four assists.
- John Newman III set a career-high in points with 16 against Presbyterian on a career-best six made field goals. Newman also dished out a career-best three assists.
- Aamir Simms posted a career-best 15 rebounds en route to his first career double-double (12 points, 15 rebounds) against Virginia Tech in the season opener.
- Clemson learned the fate of Nick Honor this week and the result of his waiver request to the NCAA to play this season. The NCAA denied it and Honor will have to sit out the 2019-20 season. He will have three years of eligibility remaining.
- Clemson received a major boost in its lineup last week with the NCAA granting Khavon Moore's transfer request waiver, allowing Moore to become immediately eligible for the 2019-20 season. Moore is a transfer from Texas Tech and played just two minutes last season.

PROBABLE LINEUPS

(--/--)	Clemson	Ht.	Wt.	Yr.	Hometown	GP/GS	PPG	RPG	APG	MPG
G 2	Al-Amir Dawes	6-2	180	Fr.	Newark, N.J.	2/2	7.5	4.0	1.5	27.0
G 3	Chase Hunter	6-3	180	Fr.	Atlanta, Ga.	2/2	10.0	2.5	3.0	26.5
G 15	John Newman III	6-5	197	So.	Greensboro, N.C.	2/2	15.5	5.0	2.5	27.0
F 13	Tevin Mack	6-6	227	Gr.	Columbia, S.C.	2/2	12.0	2.5	1.5	23.0
F 25	Aamir Simms	6-8.5	240	Jr.	Palmyra, Va.	2/2	6.0	11.5	0.0	25.5
G 4	Nick Honor	5-10	205	So.	Orlando, Fla.	—	—	—	—	—
F 5	Hunter Tyson	6-8	211	So.	Monroe, N.C.	2/0	2.5	2.0	0.0	10.5
G 10	Curran Scott	6-4	205	Gr.	Edmond, Okla.	2/0	7.5	3.0	1.5	18.5
G 11	Parker Fox	6-6	202	So.	Reno, Nev.	—	—	—	—	—
G 12	Alex Hemenway	6-3	180	Fr.	Newburgh, Ind.	2/0	4.5	0.0	0.0	12.0
F 20	O'Neil McBride	6-7	195	Fr.	Myrtle Beach, S.C.	—	—	—	—	—
F 21	Khavon Moore	6-8	217	So.	Macon, Ga.	2/0	1.0	3.0	1.5	14.5
F 32	Paul Grinde	6-10	300	Gr.	Virginia Beach, Va.	—	—	—	—	—
C 55	Trey Jemison	7-0	256	So.	Birmingham, Ala.	2/0	2.0	3.0	0.5	9.5

Injured

G 0	Clyde Trapp	6-4	196	Jr.	Eastover, S.C.	—	—	—	—	—
F 1	Jonathan Baehre	6-10	214	RSr.	Wiesbaden, Germany	—	—	—	—	—

(--/--)	Colgate	Ht.	Wt.	Yr.	Hometown	GP/GS	PPG	RPG	APG	MPG
G 0	Nelly Cummings	6-0	180	Jr.	Midland, Pa.	1/1	16.0	4.0	1.0	32.0
G 1	Jordan Burns	6-0	175	Jr.	San Antonio, Texas	1/1	10.0	2.0	6.0	32.0
G 15	Tucker Richardson	6-5	205	So.	Flemington, N.J.	1/1	5.0	4.0	0.0	30.0
F 10	Will Rayman	6-9	215	Sr.	New York, N.Y.	1/1	18.0	12.0	1.0	31.0
F 25	Rapolas Ivanauskas	6-10	230	Sr.	Barrington, Ill.	1/1	24.0	8.0	3.0	30.0

BROADCAST SHEET

(Clicking on a player's headshot will take you to their online bio)



#0 CLYDE TRAPP

So. • 6-4 • 194 • Guard

Eastover, S.C. • Lower Richland HS

- Tore his ACL on Friday, June 28 - the day before the team took off for Italy for the 2019 World University Games.
- No timetable for return to action.

- Served as backup point guard to Shelton Mitchell in 2018-19.
- Scored season-high 16 points against Pitt (Jan. 29).
- Career-high 5 field goals vs. Lipscomb (Dec. 30).
- Appeared in 34 games and made seven starts (6.0 PPG, 3.4 RPG)



#1 JONATHAN BAEHRE

Jr. • 6-10 • 209 • Forward

Wiesbaden, Germany • UNC Asheville

- Tore his ACL on Tuesday, May 21 and did not participate in the 2019 World University Games in Italy.
- No timetable for return to action.

- Sat out last season due to NCAA transfer rules.
- Transferred from UNC Asheville.
- Scored 28 points and grabbed 14 rebounds in an NIT contest against Southern California (the only USC) in 2018.



#2 AL-AMIR DAWES

Fr. • 6-2 • 180 • Guard

Newark, N.J. • The Patrick School

- Scored 11 points in first career start against Virginia Tech (Nov. 5).
- Came to Clemson as a four-star prospect according to ESPN and 247Sports.
- Ranked No. 95 in ESPN's Top 100

- Averaged 7.0 points, 2.2 rebounds and 2.3 assists during the 2019 World University Games.
- Chose Clemson over Providence, Seton Hall, St. John's and UCONN.




#3 CHASE HUNTER

Fr. • 6-3 • 200 • Guard

Atlanta, Ga. • Westlake HS

- Came to Clemson as a four-star prospect and No. 98 overall in 247Sports' Top 100.
- Rated the No. 4 player in the state of Georgia and the No. 14 combo guard in the country.

- Averaged 3.8 points, 1.5 rebounds and 1.0 assists during the 2019 World University Games.
- Chose Clemson over Georgia, Virginia, Oklahoma and Michigan State.




#5 HUNTER TYSON

So. • 6-8 • 211 • Forward

Monroe, N.C. • Piedmont HS

- Scored 11 points in 12 minutes of action against Anderson in an exhibition.
- Finished 4-for-5 from the field, including a perfect 3-for-3 from behind the arc.

- Averaged 8.3 points and 3.8 rebounds during the 2019 World University Games.
- Averaged 1.6 points and 1.0 rebounds last season.
- Scored career-high 9 points at Pittsburgh (Feb. 27, 2019).




#10 CURRAN SCOTT

Gr. • 6-4 • 204 • Guard

Edmond, Okla. • Tulsa

- Graduate senior who is serving his final year of eligibility for the Tigers in 2019-20.
- Led Tulsa with 41 three-pointers last season.

- Shot 44.4 percent from long range in AAC play last season.
- Scored in double-figures on 13 occasions, including two 20-point outings.
- Finished the season (last five games) averaging 15.8 points.



#11 PARKER FOX

So. • 6-6 • 202 • Guard

Reno, Nev. • Oconee HS (Ga.)

- Walk-on guard who joined the team in the spring of 2018.
- Son of current University of California men's basketball head coach Mark Fox.
- Appeared in five games last season.

- Made his collegiate debut against The Citadel (Nov. 6, 2019).
- Connected on first career points with first career 3-pointer against Charleston Southern.
- Finished the season 50.0 percent from the floor and from distance.



#12 ALEX HEMENWAY

Fr. • 6-3 • 180 • Guard

Newburgh, Ind. • Castle HS

- Posted one of the biggest shots of the 2019 World University Games - a 4-point play at the end of the Finland game which helped seal a 69-65 victory.
- Averaged 3.0 points during the tournament.

- Came to Clemson as a three-star prospect.
- Ranked as the No. 10 prospect in the state of Indiana.
- Chose Clemson over Nebraska, Creighton, DePaul and Belmont.



#13 TEVIN MACK

Gr. • 6-6 • 227 • Guard/Forward

Columbia, S.C. • Dreher HS

- Graduate senior who is serving his final year of eligibility for the Tigers in 2019-20 (transferred from Alabama).
- Finished fourth in scoring for Alabama (9.0 ppg).

- Finished third in double-digit scoring games last season (16).
- Played 48 career games at Texas prior to transferring to Alabama.
- Career high 27 points against Oklahoma State (1/4/17).



#15 JOHN NEWMAN III

So. • 6-5 • 197 • Guard

Greensboro, N.C. • Greensboro Day

- Posted a career-high 16 points against Presbyterian (Nov. 7).
- Connected on career-best six field goals against Presbyterian.
- Perfect 4-for-4 at FT line vs. VT (Nov. 5).

- Averaged 13.3 points and 5.7 rebounds per game during the 2019 World University Games.
- Scored 8 points and grabbed five rebounds in an exhibition victory over Anderson (Oct. 30).




#20 O'NEIL McBRIDE

Fr. • 6-7 • 195 • Forward

Myrtle Beach, S.C. • Myrtle Beach HS

- Walk-on who joined the Tigers during the summer of 2019.
- Attended and graduated from Myrtle Beach High School.
- Averaged 10.0 PPG and 9.0 RPG as a senior

- Following high school, attended postgraduate school and played at Fork Union Military Academy (Va.).



#21 KHAVON MOORE

So. • 6-8 • 217 • Forward

Macon, Ga. • Texas Tech

- NCAA granted a transfer waiver in favor of Moore on Wednesday, Oct. 30. He is immediately eligible to play.
- Transferred from Texas Tech; played two minutes last season due to injury.

- Came out of high school as a highly regarded four-star prospect.
- Was rated No. 44 in the nation by Rivals.com.
- ESPN graded Moore at No. 43 in ESPN's Top 100.



#25 AAMIR SIMMS

Jr. • 6-8.5 • 240 • Forward

Palmyra, Va. • Blue Ridge School

- Grabbed a career-best 15 rebounds in season opener against Virginia Tech (Nov. 5).
- Posted first career double-double (12 points, 15 rebounds

- Averaged 15.2 points and 9.8 rebounds per game during the 2019 World University Games.
- Scored 27 points and grabbed 16 rebounds against Israel.
- 44.1 FG percentage in 2018-19; 25 blocks (second on team).




#32 PAUL GRINDE

Gr. • 6-10 • 300 • Forward

Virginia Beach, Va. • Vassar

- Graduate senior who is serving his final year of eligibility for the Tigers in 2019-20 (transferred from Vassar College).
- Averaged 14.1 points and 6.9 rebounds per game last season for Vassar.

- 17th player in Vassar history to amass 1,000 points.
- Ranks sixth all-time at Vassar in rebounds with 569
- One of just four players all time at Vassar to post 1,000 points and 500 rebounds.



#55 TREY JEMISON

So. • 7-0 • 256 • Center

Birmingham, Ala. • Hoover HS

- Appeared in 20 contests last season after returning from a knee injury.
- Played 72 total minutes last season and grabbed 16 total rebounds.
- Averaged 0.4 points and 0.8 rebounds.

- Scored career-high four points at Duke (Jan. 5, 2019).
- Blocked a career-high two shots against Wake Forest (Feb. 3, 2019).
- Averaged 4.2 points and 3.5 rebounds at 2019 World University Games.

ROSTER

ALPHABETICAL

No	Name	Pos	Hgt	Wgt	Cl.	Exp.	Hometown	Previous School
1	Jonathan Baehre	F	6-10	209	RSr.	TR	Wiesbaden, Germany	UNC Asheville
2	Al-Amir Dawes	G	6-2	180	Fr.	HS	Newark, N.J.	The Patrick School
11	Parker Fox	G	6-6	202	So.	1VL	Reno, Nev.	Oconee HS (GA)
32	Paul Grinde	F/C	6-10	300	Gr.	TR	Virginia Beach, Va.	Vassar
12	Alex Hemenway	G	6-3	180	Fr.	HS	Newburgh, Ind.	Castle HS
4	Nick Honor	G	5-10	205	So.	TR	Orlando, Fla.	Fordham
3	Chase Hunter	G	6-3	200	Fr.	HS	Atlanta, Ga.	Westlake HS
55	Trey Jemison	C	7-0	256	So.	1VL	Birmingham, Ala.	Hoover HS
13	Tevin Mack	G/F	6-6	227	Gr.	TR	Columbia, S.C.	Alabama
21	Khavon Moore	G/F	6-8	217	So.	TR	Macon, Ga.	Texas Tech
15	John Newman III	F	6-5	197	So.	1VL	Greensboro, N.C.	Greensboro Day School
10	Curran Scott	G	6-4	205	Gr.	TR	Edmond, Okla.	Tulsa
25	Aamir Simms	F	6-7	240	Jr.	2VL	Palmyra, Va.	Blue Ridge School
0	Clyde Trapp	G	6-4	194	Jr.	2VL	Eastover, S.C.	Lower Richland HS
5	Hunter Tyson	F	6-8	211	So.	1VL	Monroe, N.C.	Piedmont HS

NUMERICAL

No	Name	Pos	Hgt	Wgt	Cl.	Exp.	Hometown	Previous School
0	Clyde Trapp	G	6-4	194	Jr.	2VL	Eastover, S.C.	Lower Richland HS
1	Jonathan Baehre	F	6-10	209	RSr.	TR	Wiesbaden, Germany	UNC Asheville
2	Al-Amir Dawes	G	6-2	180	Fr.	HS	Newark, N.J.	The Patrick School
3	Chase Hunter	G	6-3	200	Fr.	HS	Atlanta, Ga.	Westlake HS
4	Nick Honor	G	5-10	205	So.	TR	Orlando, Fla.	Fordham
5	Hunter Tyson	F	6-8	211	So.	1VL	Monroe, N.C.	Piedmont HS
10	Curran Scott	G	6-4	205	Gr.	TR	Edmond, Okla.	Tulsa
11	Parker Fox	G	6-6	202	So.	1VL	Reno, Nev.	Oconee HS (Ga.)
12	Alex Hemenway	G	6-3	180	Fr.	HS	Newburgh, Ind.	Castle HS
13	Tevin Mack	G/F	6-6	227	Gr.	TR	Columbia, S.C.	Alabama
15	John Newman III	F	6-5	197	So.	1VL	Greensboro, N.C.	Greensboro Day School
21	Khavon Moore	G/F	6-8	217	So.	TR	Macon, Ga.	Texas Tech
25	Aamir Simms	F	6-7	240	Jr.	2VL	Palmyra, Va.	Blue Ridge School
32	Paul Grinde	F/C	6-10	300	Gr.	TR	Virginia Beach, Va.	Vassar
55	Trey Jemison	C	7-0	256	So.	1VL	Birmingham, Ala.	Hoover HS

Head Coach: Brad Brownell

Assistant Coaches: Dick Bender, Antonio Reynolds Dean, Anthony Goins

Director of Basketball Operations: Matt Bucklin

Special Assistant to the Head Coach: Marty Simmons

Director of Basketball Recruiting: Philip Pearson

Strength & Conditioning: Mike Bewley

Director of Player Development: Terrell McIntyre

Athletic Trainer: Brad Crowe

Video Coordinator: Amit Tailor

Graduate Managers: Kylen Butler and Aaron Stevens

Undergraduate Managers: Jake Cerota, Luke Phillips, Braden Green, Palmer Morris, Jack Greer, Devon Gilliard, Jack Nauseef, Thomas Brockhorst, Johnny Heijer, Carson Greco, Drew Buddin, Wells Hoag, Robert Lewis and Ty Parris

PRONUNCIATION GUIDE

Jonathan Baehre	<i>Rhymes with Bear</i>
Mike Bewley	<i>BYOO-lee</i>
Brad Brownell	<i>BROW-nehl</i>
Trey Jemison	<i>GEM-ih-son</i>
Khavon Moore	<i>KAY-vohn</i>
Paul Grinde	<i>GRIN-dee</i>

CLEMSON TIGERS BLUEPRINT

Via High School Ranks (9)

Clyde Trapp (2017 recruiting class)
 Al-Amir Dawes (2019 recruiting class)
 Chase Hunter (2019 recruiting class)
 Hunter Tyson (2018 recruiting class)
 Parker Fox (2018 recruiting class)
 Alex Hemenway (2019 recruiting class)
 John Newman III (2018 recruiting class)
 Aamir Simms (2017 recruiting class)
 Trey Jemison (2018 recruiting class)

Via Transfer Portal (6)

Jonathan Baehre (2018 transfer from UNC Asheville)
 Nick Honor (2019 transfer from Fordham)
 Curran Scott (2019 graduate transfer from Tulsa)
 Tevin Mack (2019 graduate transfer from Alabama)
 Khavon Moore (2019 transfer from Texas Tech)
 Paul Grinde (2019 graduate transfer from Vassar)

HEAD COACH BRAD BROWNELL



(Clicking on Coach Brownell's headshot will take you to his online bio)



CAREER RECORDS

Overall Record: 337-213
 Conference Games (regular season career): 177-124
 Non-Conference Games (at Clemson): 90-37
 ACC Tournament: 4-9
 NCAA Tournament (career): 3-5
 Overtime Games (at Clemson): 9-6
 NIT (career): 4-3

CAREER RECORDS (ACC PLAY)

Overall Record (Regular Season): 76-83
 Overall Record (inc. postseason): 80-92
 ACC Tournament: 4-9

ALL-TIME WINNINGEST COACHES

1.	Cliff Ellis (1985-94)	177-128
2.	Brad Brownell (2010-present)	170-128
3.	Bill Foster (1975-84)	156-106
4.	Oliver Purnell (2003-10)	138-88
5.	Joe Davis (1932-40)	101-86

CAREER COACHING RECORDS

Season Victories: 25
 Cliff Ellis, 1986-87
 Oliver Purnell, 2006-07
 Brad Brownell, 2017-18

ACC Season Victories
 11, Brad Brownell, 2017-18

ACC Home Victories
 8, Brad Brownell, 2017-18

ACC Regular Season Career Victories
 76, Brad Brownell (76-83), 2010-19

Overall Wins vs. ACC Teams
 80, Brad Brownell (80-92), 2010-19

Overall Winning Percentage
 vs. ACC Teams: .465, Brad Brownell (80-92), 2010-19

Overall ACC Home Winning Percentage
 .685, Brad Brownell (61-28), 2010-19

ABOUT BRAD BROWNELL

Born November 15, 1968
 Hometown Evansville, Indiana
 High School Harrison High School
 Degree DePauw University (1991); history
 Master's University of Indianapolis (1994); history

FAMILY

Wife Paula
 Daughter Abby
 Daughter Kate

COACHING EXPERIENCE

Years	School, Position
1991-92	Evansville, graduate assistant
1992-94	Indianapolis; assistant coach
1994-2002	UNC Wilmington, assistant coach
2002-06	UNC Wilmington, head coach
2006-10	Wright State, head coach
2010-pres.	Clemson, head coach

PLAYING EXPERIENCE

Years	
1988-91	DePauw University
(Ranks seventh in school history in career assists)	

COACHING HONORS

2003	Colonial Athletic Association Coach of the Year
2006	Colonial Athletic Association Coach of the Year
2008	Horizon League Coach of the Year
2018	Sports Illustrated College Basketball Coach of the Year

COACHING TREE

Colton Ayers (Assistant coach at Limestone College)
 Nick Bowman (Assistant coach at Nicholls State)
 Tee Butters (Assistant coach at Charleston Southern)
 Austin Claunch (Head coach at Nicholls State)
 Billy Donlon (Head coach at UMKC)
 Jimmy Garrity (Head women's coach at Wofford)
 CJ Gleaton (Assistant coach at Quincy University)
 Adam Gordon (Associate head coach at Southeast Missouri State)
 Earl Grant (Head coach at College of Charleston)
 Marty McGillan (Assistant coach at Longwood)
 Riley McGillan (Director of operations at Longwood)
 Lucas McKay (Assistant coach at UMKC)
 Terrence Oglesby (Assistant coach at Carson-Newman)
 Rick Ray (Head coach at Southeast Missouri State)
 Richie Riley (Head coach at South Alabama)
 Tanner Smith (Assistant coach at Kennesaw State)
 Mike Winiecki (Assistant coach at Lakeland Magic (NBA G-League))

NBA DRAFT PICKS UNDER BROWNELL

2014	K.J. McDaniels, 32nd to Philadelphia
2017	Jaron Blossomgame, 59th to San Antonio

BROWNELL'S YEAR-BY-YEAR HEAD COACHING RECORD

YEAR	SCHOOL	OVERALL	.PCT	CONF.	POSTSEASON
2002-03	UNC Wilmington	24-7	.744	15-3	NCAA, 1st round
2003-04	UNC Wilmington	15-15	.500	9-9	
2004-05	UNC Wilmington	19-10	.655	13-5	
2005-06	UNC Wilmington	25-8	.758	15-3	NCAA, 1st round
2006-07	Wright State	23-10	.697	13-3	NCAA, 1st round
2007-08	Wright State	21-10	.677	12-6	
2008-09	Wright State	20-13	.606	12-6	
2009-10	Wright State	20-12	.625	12-6	
2010-11	Clemson	22-12	.647	9-7	NCAA, 2nd round
2011-12	Clemson	16-15	.516	8-8	
2012-13	Clemson	13-18	.419	5-13	
2013-14	Clemson	23-13	.639	10-8	NIT, Semifinals
2014-15	Clemson	16-15	.516	8-10	
2015-16	Clemson	17-14	.548	10-8	
2016-17	Clemson	17-16	.515	6-12	NIT, 1st Round
2017-18	Clemson	25-10	.714	11-7	NCAA, Sweet Sixteen
2018-19	Clemson	20-14	.588	9-9	NIT, 2nd Round
2019-20	Clemson	1-1	.000	1-1	

HEAD COACHING SUMMARY

at UNC Wilmington	83-40	.675	52-20
at Wright State	84-45	.651	49-21
at Clemson	170-128	.570	76-83
TOTALS	337-213	.613	177-124

NOTE: Conference record is regular season only.

GAME NOTES & MISCELLANEOUS STATS

SERIES HISTORY VS. COLGATE

- Clemson and Colgate have played just once in history.
- The Tigers own the only victory in the series, a 110-73 win on Feb. 1, 1979 in Clemson.
- Clemson is 11-0 overall against teams from the Patriot League, including 4-0 at home.

GAME-BY-GAME SERIES HISTORY

COLGATE (1-0)

at Clemson (1-0)
at Colgate (0-0)
at Neutral Site (0-0)

Year	Rank	Site	W/L	CU	Opp
1978-79		H	W	110	73

AAMIR SIMMS IN THE POST

- One of Clemson's most versatile players captured his first career double-double in the season opener against Virginia Tech.
- Simms posted 12 points and 15 rebounds in a stellar performance to open the season.
- The 15 rebounds for Simms was a new career-best, outdoing his 10-rebound game last season at Duke (Jan. 5, 2019).

HELLO NEWMAN...

- John Newman III has gotten off to a lightning fast start this season posting career-highs in back-to-back games.
- Newman upped his previous career-best of 15 points against Virginia Tech (Nov. 5) and poured in 16 in a win against Presbyterian (Nov. 7).
- The 16-point outing was Newman's second double-digit scoring game of his career.
- Against the Blue Hose, Newman connected on a career-best six made field goals and three 3-point field goals. He also posted a career-high three assists.
- Newman connected on five made field goals and finished a perfect 4-for-4 at the foul line against Virginia Tech.

CLEMSON TOUGH TO BEAT WHEN ALLOWING 50 OR LESS POINTS

- In Brad Brownell's tenure as head coach at Clemson, the Tigers are a combined 44-2 when they allow 50 or less points to its opponent.
- The Tigers have won their last 23 contests in which they have allowed 50 or less points (23-0).
- In just the Tigers' second game of the 2019-20 season, they held Presbyterian to just 45 points, marking the first time this season they have held an opponent under the 50-point threshold.
- Clemson went 4-0 during 2018-19 in such games.

- The Tigers topped Pittsburgh with a 62-48 victory on the road on Feb. 27.
- Clemson rolled Georgia Tech on the road on Feb. 6, 65-42, and clinching the fewest points allowed in consecutive ACC games in Clemson history.
- The Tigers dominated Wake Forest on Feb. 3, 64-37, holding the Demon Deacons to the lowest point total allowed in an ACC game under Brownell.
- The 37 points ties Georgia Tech from a Feb. 21, 2012, 56-37, Tiger victory.
- The 40th win came on Nov. 20 in the Cayman Islands Classic semifinals with a 64-49 win over Georgia.
- The only losses on the record are losses to Virginia (49-47, Feb. 2, 2011) and Miami (45-43, Feb. 17, 2013).

CLEMSON'S RECORD IN GAMES ALLOWING 50 POINTS OR LESS (UNDER BROWNELL)

Year	Record
2010-11	6-1
2011-12	7-0
2012-13	6-1
2013-14	9-0
2014-15	3-0
2015-16	4-0
2016-17	2-0
2017-18	2-0
2018-19	4-0
2019-20	1-0
TOTAL	44-2

THREES FOR DAYS

- Clemson knocked down an impressive barrage of 3-pointers in its last outing, a 79-45 victory over Presbyterian.
- The Tigers made 14 threes for just the sixth time in program history.
- Clemson has made 14 threes or more on four occasions during the Brownell Era.
- The Tigers made 14 last season in a home victory over Pittsburgh (Jan. 29, 2019).
- The year prior, Clemson made 15 in a home win against North Carolina (Jan. 30, 2018).
- In 2015, the Tigers knocked down 14 on the road at Minnesota in a loss.

THREE-POINT GOALS - CLEMSON

No	Att	Site-Opponent	Date
16	28	N2-Puerto Rico-Mayaguez	12-19-2005
16	26	A-Virginia	2-7-2008
15	37	N1-Evansville	12-27-1993
15	30	H-North Carolina	1-30-2018
15	28	A-Maryland	1-20-2002
15	27	H-Western Carolina	12-23-2006
15	23	A-Virginia	1-22-1983
14	34	H-Presbyterian	11-7-2019
14	30	H-Presbyterian	11-13-2009

2019-20 THREE-POINT LINE

- The 3-point line will be extended by approximately 1 foot, 8 inches to the same distance used by FIBA for international competition (22 feet, 1.75 inches).
- The previous 3-point line was moved back prior to the 2008-09 season (20 feet, 9 inches).
- For 21 years, the 3-point line stood at 19 feet, nine inches from 1986-87 to 2007-08.
- The 3-point line was first introduced to college basketball during the 1982-83 season and stood at 17 feet, nine inches. The Tigers played with that distance in 15 ACC games and a game against Presbyterian.
- Also that season, the Tigers played three contests in the Alaska Shootout with an experimental distance of what would become the new 3-point line distance in 1986-87 (19 feet, 9 inches).

14	28	H-Georgia Tech	1-24-2001
14	28	A-Minnesota	11-30-2015
14	27	H-Pittsburgh	1-29-2019
14	25	A-Virginia Tech	1-29-2009

BOLD signifies Brad Brownell coached team

FRESHMEN EMPHASIS

- Head coach Brad Brownell is starting an all-freshmen backcourt this season with Al-Amir Dawes and Chase Hunter.
- This marks the first time that Brownell has started a freshman since 2014-15 when Donte Grantham started his first career game as a Tiger.
- The year prior to Grantham, Brownell started Jaron Blossomgame as a rookie in 2013-14.
- Other recent instances of one freshman starting their rookie year: Demontez Stitt (2007-08), Trevor Booker (2006-07), K.C. Rivers (2005-06).
- The last time that Clemson had two freshmen primarily in the starting lineup was 2004-05 when guard Cliff Hammonds and forward Cheyenne Moore shared that privilege.
- The 1995-96 season was unique in Clemson history in that, then-head coach Rick Barnes started four freshmen and one sophomore. Among the freshmen starting that season, current director of player development and second all-time leading scorer Terrell McIntyre.
- You'd have to go all the way back to the 1943-44 season for the last time the Tigers primarily started freshmen in the backcourt.
- Eddis Freeman and Leonard Riddle started most of that season in the backcourt and combined for 18.4 points per game.

CLEMSON'S RECORD...

Overall.....	1-1	When leading with 1:00 left	1-0
At home.....	1-1	When trailing with 1:00 left.....	0-1
On the road.....	0-0	When shooting 50% or better	0-0
At neutral sites.....	0-0	When opponent shoots less than 50%	1-1
In overtime	0-0	When scoring 70 or more points.....	1-0
Vs. ranked opponents.....	0-0	When winning the rebound margin	1-0
In games decided by 3 points or less.....	0-0	When winning the turnover margin	1-1
In games decided by 5 points or less.....	0-0	When winning points in the paint	1-1
In games decided by 7 or more points	1-1	When winning bench points	1-0
When leading at halftime.....	1-1	In November	1-1
When trailing at halftime.....	0-0	In December	0-0
When tied at halftime	0-0	In January.....	0-0
When leading with 5:00 left	1-0	In February	0-0
When trailing with 5:00 left.....	0-1	In March.....	0-0

NOTES

PRONUNCIATION GUIDE

COACHES

HC Brad Brownell	BROW-neh1
Strength Coach Mike Bewley	BYOO-lee
Player Development Terrell McIntyre	TUH-rell
Athletic Trainer Brad Crowe	"Crow"
Video Coordinator Amit Tailor	uh-MEET Taylor

PLAYERS

F Jonathan Baehre	"Bear"
F Paul Grinde	GRIN-dee
C Trey Jemison	GEM-ih-son
F Khavon Moore	KAY-vohn
G Curran Scott	KERR-ehn

HOMETOWNS/HIGH SCHOOLS

Weisbaden , Germany (Jonathan Baehre)	WHEEZ-bade-en
Oconee High School (Ga.) (Parker Fox)	OH-cone-ee
Macon , Ga. (Khavon Moore)	MAKE-in

- Dawes and Hunter combined for 18 points in their debut as Tigers.

BRAD BROWNELL ENTERS YEAR 10

- Head coach Brad Brownell will look to become Clemson's all-time wins leader this season.
- He needs just seven victories to tie and eight to pass Cliff Ellis for the all-time leader at Clemson.
- Brownell won his 157th career game as the head coach at Clemson against Charleston Southern (Dec. 18).
- With 157 wins, Brownell passed Bill Foster for second all-time on the Clemson win list.

ALL-TIME WINNINGEST COACHES AT CLEMSON

Rk.	Coach	Record
1.	Cliff Ellis (1985-94)	177-128
2.	Brad Brownell (2010-present)	170-128
3.	Bill Foster (1975-84)	156-106
4.	Oliver Purnell (2003-10)	138-88
5.	Joe Davis (1932-40)	101-86
6.	Rock Norman (1941-46)	85-131
7.	Bobby Roberts (1963-70)	82-116
8.	Rick Barnes (1994-98)	74-48
9.	Larry Shyatt (1998-03)	70-84
10.	Tates Lock (1971-75)	62-70

BROWNELL'S 20-WIN SEASONS

- Head coach Brad Brownell clinched his fourth 20-win campaign at Clemson with a 75-69 victory over Wright State in the first round of the NIT on March 19, 2019.
- It marks Brownell's second consecutive 20-win season at Clemson.
- Brownell won 25 games in 2017-18 en route to leading the Tigers to the Sweet 16 of the NCAA Tournament.
- Brownell was a Naismith National Coach of the Year semifinalist in 2017-18 and won Sports Illustrated College Coach of the Year.
- The 25 wins tied the Clemson record for wins in a season and the 11 ACC victories was the most by a Clemson coach in history.
- Brownell also accomplished 20 wins in 2013-14 and in his first season as a Tiger in 2010-11.
- The Tigers reached the semifinals of the NIT in 2014, while making an appearance in the second round of the NCAA Tournament in 2011.
- Brownell came to Clemson with six 20-win campaigns under his belt, including one at UNC Wilmington and one for each year he spent at Wright State.
- Of those six seasons, Brownell's teams made it to the NCAA Tournament on three occasions.

CLEMSON'S DEFENSE LAST TWO SEASONS

- Clemson has finished in the top 15 of adjusted defensive efficiency each of the last two seasons.

- The Tigers are one of just six total programs to claim that accomplishment over the last two years.
- Clemson finished 14th nationally last season and 6th nationally in 2017-18.

CLEMSON REPRESENTS UNITED STATES AND WINS GOLD MEDAL

- Clemson represented the United States at the 2019 World University Games and proceeded to finish the tournament 6-0 and win a Gold Medal.
- The Gold Medal for the United States was its first since 2015 and just its second since 2005.
- In the Gold Medal game, John Newman III scored a game-high 20 points with a team-high seven rebounds as the United States coasted to an 85-63 win over Ukraine.
- The United States trailed early in the game 6-0, but went on a 23-4 run and a 12-2 run to start the second quarter to take a 40-17 lead.
- The USA cruised in the second half and built a game-high 27-point lead at 79-52 before closing out the 22-point win.
- Aamir Simms led the United States' attack, averaging 15.2 points and 9.8 rebounds for the tournament.
- Simms turned in his best performance with an ultra-impressive showing against Israel in the semifinal game with 27 points and 16 rebounds.
- Newman III followed Simms' lead throughout the tournament and averaged 13.3 points and 5.7 rebounds per contest.
- Of the United States' six victories, four came by five points or less.

FRESH FACES IN 2019-20

- Clemson welcomed nine newcomers to the program, including three graduate transfers, two transfers and four freshmen.
- Tevin Mack, Curran Scott and Paul Grinde are all immediately eligible this season as graduate transfers.
- Khavon Moore (Texas Tech) received a waiver on Wednesday, Oct. 30 which granted his request and makes him immediately eligible to play this season.
- Nick Honor (Fordham) is still waiting to hear from the NCAA on whether or not he will be eligible to play this season.
- Clemson also welcomed in four freshmen: Chase Hunter, Al-Amir Dawes, Alex Hemenway and O'Neil McBride.

CLEMSON 2019-20 SIGNING CLASS

- Head coach Brad Brownell's Tigers announced the signing of three student-athletes on Nov. 15.
- 247Sports ranked the Tigers' class No. 35 overall in the country and No. 6 in the Atlantic Coast Conference.
- Al-Amir Dawes (The Patrick School/Newark, N.J.), Chase Hunter (Westlake/Atlanta, Ga.) and Alex Hemenway (Castle HS/Newburgh, Ind.) all signed national letters of intent to play at Clemson.
- "We're excited about the addition of these three young men," Brownell stated. "It's no secret that we needed to add depth to our backcourt and our staff is super excited about Al-Amir, Chase and Alex. They all bring unique skill sets to our team and we believe they will complement each other very well on the floor."
- Dawes is a 6-2 guard from Newark, N.J. and was rated as a four-star prospect according to both ESPN and 247Sports.
- ESPN has Dawes was ranked No. 95 in its Top 100 for the 2019 signing class when he signed with Clemson.
- He was rated the 5th-best prospect in New Jersey, 15th nationally at the point guard position and 24th overall on the east coast.
- Dawes averaged 16.8 points, 4.0 assists, 2.9 rebounds and 1.8 steals per game on the Nike EYBL Circuit en route to third-team honors — earning top 15

BRAD BROWNELL VS. 2019-20 OPPONENTS

Opponent	at Clemson	Overall
Alabama A&M	0-0	0-0
Boston College	10-3	10-3
Colgate	0-0	0-0
Detroit Mercy	0-0	10-0
Duke	2-9	2-9
Florida State	6-14	6-14
Georgia Tech	16-4	16-4
Jacksonville	0-0	2-0
Louisville	2-3	2-3
Miami (Fla.)	5-6	5-6
Minnesota	0-1	0-1
North Carolina	1-11	1-13
NC State	7-9	7-9
Notre Dame	2-5	2-5
Pittsburgh	6-3	6-3
Presbyterian	3-0	4-0
South Carolina	5-4	5-4
Syracuse	3-4	3-4
TCU	0-0	0-0
Virginia	2-11	2-11
Virginia Tech	6-8	6-8
Wake Forest	11-1	11-2
Yale	0-0	0-0

CLEMSON VS. 2019-20 OPPONENTS

Opponent	Overall
Alabama A&M	0-0
Boston College	18-7
Colgate	1-0
Detroit Mercy	0-0
Duke	31-109
Florida State	32-43
Georgia Tech	73-63
Jacksonville	1-0
Louisville	2-6
Miami (Fla.)	14-12
Minnesota	2-5
North Carolina	21-133
NC State	53-104
Notre Dame	2-5
Pittsburgh	6-3
Presbyterian	58-18-1
South Carolina	79-90
Syracuse	5-4
TCU	1-0
Virginia	53-76
Virginia Tech	16-20
Wake Forest	63-99
Yale	1-1

NOTES

LITTLEJOHN COLISEUM

First Game: Nov. 30, 1968 (Clemson 76, Georgia Tech 72)
Games: 769
Overall Record: 563-206 (.732)
Non-Conference: 353-44 (.889) | **ACC:** 210-162 (.565)
Brownell Era: 102-35 (.745) | **Non-Con:** 53-10 (.841) | **ACC:** 46-27 (.630)
Total Attendance (Avg.): 6,160,365 (8,011)
Most Wins / Season: 16 (2006-07; 2013-14)

LITTLEJOHN COLISEUM HOME RECORD

Year	Overall	Pct.	Attn.	Avg.
1968-69	4-7	.364	55,150	5,014
1969-70	6-5	.546	50,877	4,625
1970-71	8-4	.667	63,488	5,291
1971-72	6-4	.600	81,278	8,128
1972-73	9-2	.818	85,750	7,795
1973-74	9-4	.692	103,519	7,963
1974-75	11-1	.917	113,515	9,460
1975-76	8-5	.615	107,220	8,248
1976-77	13-2	.867	134,841	8,883
1977-78	10-5	.667	138,115	9,208
1978-79	13-3	.813	144,535	9,033
1979-80	15-0	1.000	130,900	8,727
1980-81	12-4	.750	145,792	9,112
1981-82	11-5	.688	139,731	8,733
1982-83	9-7	.563	131,063	8,191
1983-84	11-5	.688	129,600	8,100
1984-85	12-4	.750	130,136	8,134
1985-86	14-5	.737	144,699	7,616
1986-87	15-2	.882	142,274	7,328
1987-88	12-4	.750	117,250	7,328
1988-89	13-1	.929	114,123	8,151
1989-90	14-0	1.000	122,540	8,753
1990-91	9-7	.563	121,314	7,582
1991-92	12-4	.750	114,691	7,168
1992-93	11-5	.688	113,803	7,113
1993-94	11-4	.733	108,074	7,205
1994-95	11-5	.688	116,754	7,297
1995-96	14-2	.875	150,037	9,377
1996-97	12-3	.800	147,019	9,801
1997-98	11-3	.786	156,103	11,151
1998-99	12-3	.800	141,728	9,449
1999-00	7-9	.438	142,679	8,918
2000-01	9-7	.563	137,909	8,619
2001-02	8-8	.500	139,954	8,747
2002-03	5-4	.555	80,600	8,956
2003-04	10-6	.625	122,900	7,681
2004-05	10-5	.667	111,886	7,459
2005-06	12-4	.750	106,251	6,641
2006-07	16-4	.800	147,122	7,356
2007-08	14-2	.875	137,739	8,609
2008-09	13-3	.813	135,619	8,476
2009-10	14-2	.875	151,442	9,465
2010-11	15-2	.882	140,920	8,289
2011-12	11-5	.688	125,249	7,828
2012-13	8-7	.533	118,305	7,887
2013-14	16-3	.842	142,231	7,486
2014-15	11-6	.611	129,800	7,635
2015-16	Home games held in Greenville, S.C. due to renovation			
2016-17	11-6	.611	123,442	7,262
2017-18	15-1	.938	123,895	7,743
2018-19	14-5	.737	133,290	7,015
2019-20	1-1	.500	13,213	6,607

Largest Crowds

Attendance	Date	W/L	Results
13,863	1-9-1980	W	Clemson 87, Duke 82 (OT)
13,136	2-28-1990	W	Clemson 97, Duke 93
12,632	1-29-1977	W	Clemson 93, UNC 73
12,611	1-7-1987	W	Clemson 73, NC State 69
12,267	1-19-1981	L	Virginia 74, Clemson 59
12,258	1-17-1981	L	Maryland 68, Clemson 62 (OT)
12,013	2-24-1990	W	Clemson 69, UNC 61
11,909	1-11-1978	L	Duke 107, Clemson 85
11,800	1-22-1975	W	Clemson 83, Maryland 82
11,800	2-22-1975	W	Clemson 92, NC State 70
11,800	1-24-1976	L	Virginia 69, Clemson 62
11,742	1-23-1988	W	Clemson 69, S. Carolina 65

Note: The arena was named for J.C. Littlejohn, a long-time Clemson University employee, for many years the school's business manager.

recognition.

- He chose Clemson over Providence, Seton Hall, St. John's and UCONN.

"Al is a tough, hard-nosed playmaker who excels in the pick and roll game," said Brownell. "He comes from one of the best basketball programs in the country and has played against tremendous competition throughout his career. He has very good speed in the open floor and we are excited about his ability to create for himself and others."

- Hunter is a 6-3 combo guard from Atlanta Ga. and was rated as a four-star prospect and No. 98 overall in 247Sports' Top 100 recruits for the 2019 class.

- 247Sports ranked Hunter as the No. 4 player in the state of Georgia and the No. 14 combo guard in the country.

- He averaged 15.6 points, 4.1 rebounds, 2.3 assists and 1.8 steals per game as a junior in high school.

- He scored in double-figures in 17-of-22 games and scored more than 20 points on eight occasions, including at least 30 points twice.

- On the Under Armour Circuit, he averaged 14.0 points, 2.7 assists, 2.5 rebounds and 1.5 steals per game.

- Hunter chose Clemson over Georgia, Virginia, Oklahoma and Michigan State.

"Chase is a super athletic guard who attacks the basket in transition and shoots the ball well from the perimeter," Brownell said. "He is a very strong, physical defender who should be able to contribute immediately because of his elite athleticism and his ability to score in a variety of ways."

- Hemenway is a 6-4 distance shooter from Newburgh, Ind. and was rated as a three-star prospect by 247Sports and was listed as the No. 10 recruit in the state of Indiana.

- Hemenway averaged 21.0 points, 5.0 rebounds and 4.0 assists per game as a junior last season at Castle High School.

- He chose Clemson over Nebraska, Creighton, DePaul and Belmont.

"Alex is a sneaky good athlete with very good skill level and a high basketball IQ," said Brownell. "He shoots the ball well from three-point range and his versatility should allow him to play both guard positions in our program."

*LIT*LEJOHN COLISEUM

- The Tigers are 30-7 dating back to the beginning of the 2017-18 season on their home floor.

- Since the inception of the newly renovated Littlejohn Coliseum prior to the 2016-17 season, the Tigers are 41-13 overall (.759 percent).

- In non-conference regular season games, the Tigers

CLEMSON BIRTHDAYS

January 6	O'Neil McBride
January 10	Paul Grinde
February 17	Aamir Simms
April 6	Khavon Moore
April 8	Chase Hunter
May 1	Tevin Mack
June 13	Hunter Tyson
June 17	Alex Hemenway
July 5	Curran Scott
July 15	Parker Fox
August 2	John Newman III
September 12	Jonathan Baehre
September 28	Al-Amir Dawes
October 3	Nick Honor
November 15	Brad Brownell
November 28	Trey Jemison
December 23	Clyde Trapp

TIGERS IN THE NBA

Randy Mahaffey, F	
Kentucky Colonels	1968-69
New York Nets	1969-70
Carolina Cougars	1970-71

Skip Wise, G	
San Antonio Spurs	1975-76

Tree Rollins, C	
Atlanta Hawks	1978-88
Cleveland Cavaliers	1989-90
Detroit Pistons	1990-91
Houston Rockets	1991-93
Orlando Magic	1993-95

Larry Nance, F	
Phoenix Suns	1982-88
Cleveland Cavaliers	1988-94

Horace Grant, F	
Chicago Bulls	1988-94
Orlando Magic	1994-99, 2001-03
Seattle Supersonics	1999-2000
Los Angeles Lakers	2000-01, 2003-04

Devin Gray, F	
San Antonio Spurs, Sacramento Kings	1996-97
Houston Rockets	1999-2000

Elden Campbell, C	
Los Angeles Lakers	1990-99
Charlotte/New Orleans Hornets	1999-2002
Seattle Supersonics	2002-03
Detroit Pistons	2003-05

Dale Davis, F	
Indiana Pacers	1991-2000, 2004-05
Portland Trailblazers	2000-04
Golden State Warriors	2004-05
Detroit Pistons	2005-07

Chris Whitney, G	
San Antonio Spurs	1993-95
Washington Wizards	1995-2002, 2003-04
Denver Nuggets	2002-03
Orlando Magic	2002-03

Sharone Wright, C	
Philadelphia 76ers	1994-95
Toronto Raptors	1995-98

Greg Buckner, G	
Dallas Mavericks	1999-2002, 2006-07
Philadelphia 76ers	2002-04
Denver Nuggets	2004-06
Minnesota Timberwolves	2007-08
Memphis Grizzlies	2008-09

Harold Jamison, F	
Miami Heat	1999-2000
Los Angeles Clippers	2001-02

Will Solomon, G	
Memphis Grizzlies	2001-02
Toronto Raptors, Sacramento Kings	2008-09

Trevor Booker, F	
Washington Wizards	2010-14
Utah Jazz	2014-16
Brooklyn Nets	2016-18
Indiana Pacers	2018

K.J. McDaniels, G	
Philadelphia 76ers	2014-15
Houston Rockets	2015-17
Brooklyn Nets	2017
Toronto Raptors	2017

Jaron Blossomgame, F	
Cleveland Cavaliers	2018-19

Donte Grantham, F	
Oklahoma City Thunder	2018-19

are 22-1 during that span (.957 percent).

- In total non-conference games, including home NIT games, the Tigers are 23-3 (.885 percent).

CLEMSON SEASON BREAKDOWN BY UNIFORM

- In 2017-18 the Tigers debuted three new jerseys to their arsenal, including a new version of its home white and road orange uniform. They also debuted purple, anthracite and throwback jerseys.
- Clemson wore its 2017-18 home whites the most last season, wearing them for 19-out-of-their-32 regular season games.
- With the exception of one home game in which Clemson wore 1990's throwback home white uniform against Pittsburgh, the Tigers wore its 17-18 home whites on the road in a 14-point win at Ohio State. The Buckeyes wore all red that night.
- They also wore white during their two-point triumphant comeback win over then No. 22-ranked Florida on Dec. 16 in the Orange Bowl Classic.
- 18 of the Tigers' 25 wins last season came while wearing their home whites.
- Clemson has begun the 2018-19 season 14-3 with its home white uniform, including a victory over Akron in the Cayman Islands.

CLEMSON'S RECORD BY UNIFORM (17/18-pres.)

Uniform	Times Worn	Wins	Losses
Home White	40	33	7
Road Orange	24	11	13
90's Throwback Home White	3	2	1
Purple	2	0	2
Anthracite	2	0	2

CAREER HIGHS

#0 CLYDE TRAPP

Points:	16 vs. Pittsburgh, 1/29/19
Field Goals Made:	5 vs. Lipscomb, 12/30/18
Field Goal Attempts:	11 vs. Radford, 12/15/18
3-Pointers Made:	4 vs. Pittsburgh, 1/29/19
3-Point Attempts:	7 vs. Radford, 12/15/18; 7 vs. Pittsburgh, 1/29/19
Free Throws Made:	4 vs. many (4), last vs. North Carolina, 3/2/19
Free Throw Attempts:	6 vs. many (3), last vs. Pittsburgh, 1/29/19
Rebounds:	7 vs. Saint Peter's, 12/4/18
Offensive Rebounds:	4 at NC State, 1/26/19
Assists:	3 vs. many (9), last at Syracuse 1/9/19
Blocked Shots:	1 vs. many (4), last at South Carolina, 12/22/18
Steals:	3 vs. The Citadel, 11/6/18; 3 vs. Charleston Southern, 12/18/18
Minutes:	37 vs. Wright State, 3/19/19

#1 JONATHAN BAEHRE

Points:	28 at USC, 3/13/18
Field Goals Made:	11 at USC, 3/13/18
Field Goal Attempts:	17 at USC, 3/13/18
3-Pointers Made:	4 at USC, 3/13/18
3-Point Attempts:	6 at USC, 3/13/18
Free Throws Made:	4 vs. Liberty, 2/15/18
Free Throw Attempts:	4 vs. Presbyterian, 2/15/17; 4 vs. Liberty, 2/15/18
Rebounds:	14 at USC, 3/13/18
Offensive Rebounds:	6 vs. USC Upstate, 11/29/17
Assists:	4 vs. Milligan, 12/10/17; 4 vs. Western Carolina, 12/17/17
Blocked Shots:	5 vs. many (3), last at USC, 3/13/18
Steals:	3 vs. Western Carolina, 12/17/17
Minutes:	42 vs. USC, 3/13/18

#2 AL-AMIR DAWES

Points:	11 vs. Virginia Tech, 11/5/19
Field Goals Made:	4 vs. Virginia Tech, 11/5/19
Field Goal Attempts:	11 vs. Virginia Tech, 11/5/19
3-Pointers Made:	2 vs. Virginia Tech, 11/5/19
3-Point Attempts:	6 vs. Virginia Tech, 11/5/19
Free Throws Made:	1 vs. Virginia Tech, 11/5/19
Free Throw Attempts:	1 vs. Virginia Tech, 11/5/19
Rebounds:	6 vs. Virginia Tech, 11/5/19
Offensive Rebounds:	1 vs. Presbyterian, 11/7/19
Assists:	2 vs. Virginia Tech, 11/5/19
Blocked Shots:	N/A
Steals:	2 vs. Presbyterian, 11/7/19
Minutes:	32 vs. Virginia Tech, 11/5/19

#3 CHASE HUNTER

Points:	13 vs. Presbyterian, 11/7/19
Field Goals Made:	5 vs. Presbyterian, 11/7/19
Field Goal Attempts:	10 vs. Virginia Tech, 11/5/19
3-Pointers Made:	3 vs. Presbyterian, 11/7/19
3-Point Attempts:	5 vs. Presbyterian, 11/7/19
Free Throws Made:	1 vs. Virginia Tech, 11/5/19
Free Throw Attempts:	5 vs. Virginia Tech, 11/5/19
Rebounds:	3 vs. Virginia Tech, 11/5/19
Offensive Rebounds:	1 vs. Presbyterian, 11/7/19
Assists:	4 vs. Presbyterian, 11/7/19
Blocked Shots:	N/A
Steals:	1 vs. Presbyterian, 11/7/19
Minutes:	29 vs. Virginia Tech, 11/5/19

#5 HUNTER TYSON

Points:	9 vs. Pittsburgh, 2/27/19
Field Goals Made:	3 vs. Pittsburgh, 2/27/19
Field Goal Attempts:	6 vs. many (3), last vs. Presbyterian, 11/7/19
3-Pointers Made:	3 vs. Pittsburgh, 2/27/19
3-Point Attempts:	6 vs. NC Central, 11/9/18
Free Throws Made:	4 vs. The Citadel, 11/6/18
Free Throw Attempts:	6 vs. The Citadel, 11/6/18
Rebounds:	4 vs. The Citadel, 11/6/18; 4 vs. Pittsburgh, 2/27/19
Offensive Rebounds:	2 vs. Saint Peter's, 12/04/18
Assists:	3 vs. The Citadel, 11/6/18
Blocked Shots:	2 vs. Charleston Southern, 12/18/18
Steals:	1 vs. NC Central, 11/9/18; 1 vs. Saint Peter's, 12/04/18
Minutes:	21 vs. Creighton, 11/21/18

#10 CURRAN SCOTT

Points:	30 vs. UAB, 1/16/16
Field Goals Made:	11 vs. UAB, 1/16/16
Field Goal Attempts:	20 vs. UAB, 1/16/16
3-Pointers Made:	4 vs. Rice, 2/11/16; 4 vs. Tulane, 2/28/19
3-Point Attempts:	7 vs. Tulane, 2/28/19; 7 vs. Presbyterian, 11/7/19
Free Throws Made:	13 vs. UTSA, 2/25/16
Free Throw Attempts:	7 vs. many, last vs. Alcorn State, 11/6/18
Rebounds:	7 vs. many (3), last vs. Alcorn State, 11/6/18
Offensive Rebounds:	3 at Cincinnati, 2/25/18; 3 vs. Memphis, 3/9/18
Assists:	8 vs. Rice, 3/9/16
Blocked Shots:	1 vs. The Citadel, 12/29/15; 1 vs. Illinois State, 11/19/17
Steals:	3 vs. South Florida, 2/18/18
Minutes:	39 vs. Middle Tennessee State, 1/14/16

#11 PARKER FOX

Points:	3 vs. Charleston Southern, 12/18/18
Field Goals Made:	1 vs. Charleston Southern, 12/18/18; 1 vs. Presbyterian, 11/7/19
Field Goal Attempts:	2 vs. Presbyterian, 11/7/19
3-Pointers Made:	1 vs. Charleston Southern, 12/18/18
3-Point Attempts:	1 vs. many (3), last vs. Presbyterian, 11/7/19
Free Throws Made:	N/A
Free Throw Attempts:	N/A
Rebounds:	N/A
Offensive Rebounds:	N/A
Assists:	N/A
Blocked Shots:	N/A
Steals:	N/A
Minutes:	4 vs. Presbyterian, 11/7/19

#12 ALEX HEMENWAY

Points:	6 vs. Presbyterian, 11/7/19
Field Goals Made:	2 vs. Presbyterian, 11/7/19
Field Goal Attempts:	4 vs. Virginia Tech, 11/5/19
3-Pointers Made:	2 vs. Presbyterian, 11/7/19
3-Point Attempts:	2 vs. Virginia Tech, 11/5/19; 2 vs. Presbyterian, 11/7/19
Free Throws Made:	N/A
Free Throw Attempts:	N/A
Rebounds:	N/A
Offensive Rebounds:	N/A
Assists:	N/A
Blocked Shots:	N/A
Steals:	N/A
Minutes:	15 vs. Virginia Tech, 11/5/19

#13 TEVIN MACK

Points:	27 vs. Oklahoma State, 1/4/17
Field Goals Made:	10 vs. many (2), last vs. Georgia, 2/6/19
Field Goal Attempts:	17 vs. many (2), last vs. Georgia, 2/6/19
3-Pointers Made:	6 vs. Kentucky, 1/5/19
3-Point Attempts:	12 at Iowa State, 2/13/16
Free Throws Made:	6 vs. Long Beach State, 12/10/16
Free Throw Attempts:	10 vs. Northwestern, 11/21/16
Rebounds:	12 vs. Arkansas, 12/17/16
Offensive Rebounds:	4 vs. Arkansas, 12/17/16
Assists:	2 vs. many (12), last vs. Vanderbilt, 2/24/19
Blocked Shots:	3 vs. Mississippi State, 1/29/19
Steals:	2 vs. many (2), last vs. Vanderbilt, 2/24/19
Minutes:	39 vs. Oklahoma State, 1/4/17

#15 JOHN NEWMAN III

Points:	16 vs. Presbyterian, 11/7/19
Field Goals Made:	6 vs. Presbyterian, 11/7/19
Field Goal Attempts:	11 vs. Virginia Tech, 11/5/19
3-Pointers Made:	3 vs. Presbyterian, 11/7/19
3-Point Attempts:	5 vs. Presbyterian, 11/7/19
Free Throws Made:	4 vs. Virginia Tech, 11/5/19
Free Throw Attempts:	4 vs. Virginia Tech, 11/5/19
Rebounds:	6 at South Carolina, 12/22/18
Offensive Rebounds:	2 vs. many (4), last vs. Presbyterian, 11/7/19
Assists:	3 vs. Presbyterian, 11/7/19
Blocked Shots:	2 vs. Wright State, 3/19/19
Steals:	2 vs. Radford, 12/15/18
Minutes:	33 vs. Virginia Tech, 11/5/19

#14 O'NEIL McBRIDE

Points:	N/A
Field Goals Made:	N/A
Field Goal Attempts:	N/A
3-Pointers Made:	N/A
3-Point Attempts:	N/A
Free Throws Made:	N/A
Free Throw Attempts:	N/A
Rebounds:	1 vs. Presbyterian, 11/7/19
Offensive Rebounds:	1 vs. Presbyterian, 11/7/19
Assists:	N/A
Blocked Shots:	N/A
Steals:	N/A
Minutes:	4 vs. Presbyterian, 11/7/19

#21 KHAVON MOORE

Points:	2 vs. Presbyterian, 11/7/19
Field Goals Made:	1 vs. Presbyterian, 11/7/19
Field Goal Attempts:	5 vs. Presbyterian, 11/7/19
3-Pointers Made:	N/A
3-Point Attempts:	1 vs. Presbyterian, 11/7/19
Free Throws Made:	N/A
Free Throw Attempts:	N/A
Rebounds:	6 vs. Presbyterian, 11/7/19
Offensive Rebounds:	3 vs. Presbyterian, 11/7/19
Assists:	1 vs. Virginia Tech, 11/5/19; 1 vs. Presbyterian, 11/7/19
Blocked Shots:	1 vs. Virginia Tech, 11/5/19; 1 vs. Presbyterian, 11/7/19
Steals:	2 vs. Presbyterian, 11/7/19
Minutes:	19 vs. Presbyterian, 11/7/19

CAREER HIGHS/MISCELLANEOUS STATS

#25 AAMIR SIMMS

Points:	23 vs. Mississippi State, 12/8/18
Field Goals Made:	9 vs. Mississippi State, 12/8/18
Field Goal Attempts:	15 vs. Mississippi State, 12/8/18
3-Pointers Made:	4 vs. Mississippi State, 12/8/18
3-Point Attempts:	9 vs. Mississippi State, 12/8/18
Free Throws Made:	4 vs. Sam Houston State, 11/14/18
Free Throw Attempts:	4 vs. Western Carolina, 11/10/17; 4 vs. Sam Houston State, 11/14/18
Rebounds:	15 vs. Virginia Tech, 11/5/19
Offensive Rebounds:	4 at Duke, 01/05/19; 4 vs. Virginia Tech, 11/5/19
Assists:	3 vs. NC Central, 11/9/18; 3 vs. Sam Houston State, 11/14/18
Blocked Shots:	4 vs. UNC Asheville, 12/3/17
Steals:	5 vs. Syracuse, 3/9/19
Minutes:	37 vs. Mississippi State, 12/8/18

#32 PAUL GRINDE

Points:	29 vs. Hobart, 2/15/19
Field Goals Made:	10 vs. many (4), last vs. Hobart, 2/15/19
Field Goal Attempts:	19 vs. Union, 1/18/19
3-Pointers Made:	2 vs. many (5), last vs. Hobart, 2/15/19
3-Point Attempts:	4 at Clarkson, 1/4/19; 4 vs. Union, 1/18/19
Free Throws Made:	8 vs. Bard, 2/2/18; 8 vs. New Rochelle, 11/16/18
Free Throw Attempts:	13 vs. Hobart, 2/15/19
Rebounds:	18 vs. Union, 1/16/16; 18 at Ithaca, 2/17/18
Offensive Rebounds:	6 vs. many (3), last vs. Union, 1/18/19
Assists:	7 vs. Hobart, 2/15/19
Blocked Shots:	5 at St. Lawrence, 1/8/16
Steals:	3 at Rensselaer, 1/12/18; 3 vs. New Rochelle, 11/16/18
Minutes:	39 vs. Central (Iowa), 12/29/15

#55 TREY JEMISON

Points:	4 at Duke, 01/05/19; 4 vs. Presbyterian, 11/7/19
Field Goals Made:	2 at Duke, 01/05/19; 2 vs. Presbyterian, 11/7/19
Field Goal Attempts:	4 vs. Presbyterian, 11/7/19
3-Pointers Made:	—
3-Point Attempts:	—
Free Throws Made:	2 vs. Mississippi State, 12/8/18
Free Throw Attempts:	2 vs. Mississippi State, 12/8/18
Rebounds:	4 vs. Presbyterian, 11/7/19
Offensive Rebounds:	2 vs. Presbyterian, 11/7/19
Assists:	1 at South Carolina, 12/22/18; 1 vs. Presbyterian, 11/7/19
Blocked Shots:	2 vs. Wake Forest, 2/3/19
Steals:	1 vs. many (3), last vs. Virginia Tech, 11/5/19
Minutes:	14 vs. Presbyterian, 11/7/19

Bold denotes a Clemson home game; ^ - denotes one overtime period.

MISCELLANEOUS STATS

Dunks: (2) Jemison 1, Newman III 1

Charges Taken: (1) Hunter 1, Simms 1

20-Point Games: (0)

Double-Doubles: (1) Simms 1

Double Figure Scoring: (8) Mack 2, Newman III 2, Dawes 1, Hunter 1, Scott 1, Simms 1

Double Figure Rebounding: (1) Simms 1

Led Clemson in Scoring: Newman III 2

Led Clemson in Rebounding: Simms 2

Led Clemson in Assists: Hunter 1

Consecutive Field Goals Made: 2 by John Newman III vs. Virginia Tech (11/5/19)

Consecutive Points Scored: 6 by Tevin Mack vs. Virginia Tech (11/5/19)

Consecutive Free Throws Made: 5 by John Newman III from 11/5/19 to present.

Consecutive Three-Pointers Made: 2 by Tevin Mack vs. Virginia Tech (11/5/19)

Largest Lead: +39 vs. Presbyterian (5:19 left in 2H)

Largest Deficit: -7 vs. Virginia Tech (0:14 left in 2H)

Largest Halftime Deficit: N/A

Largest Deficit Overcome for Victory: N/A

Most Consecutive Clemson Points: 14 vs. Presbyterian (11/7/19)

Most Consecutive Opponent Points: 8 by Virginia Tech (11/5/19)

SEASON SUPERLATIVES

CATEGORY	CLEMSON TEAM HIGH		CLEMSON TEAM LOW	
Total Points	79	vs. Presbyterian, 11/7/19	60	vs. Virginia Tech, 11/5/19
1st Half Points	43	vs. Presbyterian, 11/7/19	37	vs. Virginia Tech, 11/5/19
2nd Half Points	36	vs. Presbyterian, 11/7/19	23	vs. Virginia Tech, 11/5/19
1st Half Field Goal %	48.6	vs. Presbyterian, 11/7/19	44.1	vs. Virginia Tech, 11/5/19
2nd Half Field Goal %	43.8	vs. Presbyterian, 11/7/19	23.3	vs. Virginia Tech, 11/5/19
Scoring Margin	+34	vs. Presbyterian, 11/7/19	-7	vs. Virginia Tech, 11/5/19
Field Goals Made	31	vs. Presbyterian, 11/7/19	22	vs. Virginia Tech, 11/5/19
Field Goal Attempts	67	vs. Presbyterian, 11/7/19	64	vs. Virginia Tech, 11/5/19
Field Goal %	46.3	vs. Presbyterian, 11/7/19	34.4	vs. Virginia Tech, 11/5/19
3-Pointers Made	14	vs. Presbyterian, 11/7/19	7	vs. Virginia Tech, 11/5/19
3-Point Attempts	34	vs. Presbyterian, 11/7/19	29	vs. Virginia Tech, 11/5/19
3-Point % (min. 10 att.)	41.2	vs. Presbyterian, 11/7/19	24.1	vs. Virginia Tech, 11/5/19
Free Throws Made	9	vs. Virginia Tech, 11/5/19	3	vs. Presbyterian, 11/7/19
Free Throw Attempts	15	vs. Virginia Tech, 11/5/19	4	vs. Presbyterian, 11/7/19
Free Throw % (min. 10 att.)	60.0	vs. Virginia Tech, 11/5/19	60.0	vs. Virginia Tech, 11/5/19
Rebounds	39	vs. Presbyterian, 11/7/19	36	vs. Virginia Tech, 11/5/19
Offensive Rebounds	11	vs. Presbyterian, 11/7/19	8	vs. Virginia Tech, 11/5/19
Rebound Margin	+4	vs. Presbyterian, 11/7/19	-8	vs. Virginia Tech, 11/5/19
Assists	14	vs. Presbyterian, 11/7/19	9	vs. Virginia Tech, 11/5/19
Turnovers	12	vs. Presbyterian, 11/7/19	8	vs. Virginia Tech, 11/5/19
Blocked Shots	2	vs. Virginia Tech, 11/5/19; Presbyterian, 11/7/19	2	vs. Virginia Tech, 11/5/19; Presbyterian, 11/7/19
Steals	6	vs. Presbyterian, 11/7/19	4	vs. Virginia Tech, 11/5/19
Fouls	16	vs. Virginia Tech, 11/5/19; Presbyterian, 11/7/19	16	vs. Virginia Tech, 11/5/19; Presbyterian, 11/7/19

CATEGORY	OPPONENT TEAM HIGH		OPPONENT TEAM LOW	
Total Points	67	by Virginia Tech, 11/5/19	45	by Presbyterian, 11/7/19
1st Half Points	34	by Virginia Tech, 11/5/19	21	by Presbyterian, 11/7/19
2nd Half Points	33	by Virginia Tech, 11/5/19	24	by Presbyterian, 11/7/19
1st Half Field Goal %	43.8	by Virginia Tech, 11/5/19	36.0	by Presbyterian, 11/7/19
2nd Half Field Goal %	34.6	by Presbyterian, 11/7/19	32.0	by Virginia Tech, 11/5/19
Field Goals Made	22	by Virginia Tech, 11/5/19	18	by Presbyterian, 11/7/19
Field Goal Attempts	57	by Virginia Tech, 11/5/19	51	by Presbyterian, 11/7/19
Field Goal %	38.6	by Virginia Tech, 11/5/19	35.3	by Presbyterian, 11/7/19
3-Pointers Made	9	by Virginia Tech, 11/5/19	5	by Presbyterian, 11/7/19
3-Point Attempts	27	by Virginia Tech, 11/5/19	18	by Presbyterian, 11/7/19
3-Point % (min. 10 att.)	33.3	by Virginia Tech, 11/5/19	27.8	by Presbyterian, 11/7/19
Free Throws Made	14	by Virginia Tech, 11/5/19	4	by Presbyterian, 11/7/19
Free Throw Attempts	20	by Virginia Tech, 11/5/19	9	by Presbyterian, 11/7/19
Free Throw % (min. 10 att.)	70.0	by Virginia Tech, 11/5/19	70.0	by Virginia Tech, 11/5/19
Rebounds	44	by Virginia Tech, 11/5/19	35	by Presbyterian, 11/7/19
Offensive Rebounds	9	by Virginia Tech, 11/5/19; Presbyterian, 11/7/19	9	by Virginia Tech, 11/5/19; Presbyterian, 11/7/19
Assists	11	by Virginia Tech, 11/5/19	10	by Presbyterian, 11/7/19
Turnovers	21	by Presbyterian, 11/7/19	13	by Virginia Tech, 11/5/19
Blocked Shots	2	by Presbyterian, 11/7/19	1	by Virginia Tech, 11/5/19
Steals	8	by Presbyterian, 11/7/19	4	by Virginia Tech, 11/5/19
Fouls	15	by Virginia Tech, 11/5/19	10	by Presbyterian, 11/7/19

CATEGORY	CLEMSON INDIVIDUAL BEST			OPPONENT INDIVIDUAL BEST		
Points	16	by	John Newman III vs. Presbyterian, 11/7/19	30	by	Landers Nolley II (Virginia Tech), 11/5/19
Field Goals Made	6	by	John Newman III vs. Presbyterian, 11/7/19	12	by	Landers Nolley II (Virginia Tech), 11/5/19
			Tevin Mack vs. Presbyterian, 11/7/19			
Field Goal Attempts	11	by	many (4), last by Curran Scott vs. Presbyterian, 11/7/19	23	by	Landers Nolley II (Virginia Tech), 11/5/19
Field Goal Perfection	2	by	Alex Hemenway vs. Presbyterian, 11/7/19	N/A	by	N/A
3-Pointers Made	3	by	Chase Hunter vs. Presbyterian, 11/7/19	4	by	Landers Nolley II (Virginia Tech), 11/5/19
			John Newman III vs. Presbyterian, 11/7/19			
			Curran Scott vs. Presbyterian, 11/7/19			
3-Point Attempts	7	by	John Newman III vs. Virginia Tech, 11/5/19	8	by	Landers Nolley II (Virginia Tech), 11/5/19
			Curran Scott vs. Presbyterian, 11/7/19			
3-Point Perfection	2	by	Alex Hemenway vs. Presbyterian, 11/7/19	1	by	Jalen Cone (Virginia Tech), 11/5/19
Free Throws Made	4	by	John Newman III vs. Virginia Tech, 11/5/19	5	by	Nahiem Alleyne (Virginia Tech), 11/5/19
Free Throw Attempts	5	by	Chase Hunter vs. Virginia Tech, 11/5/19	6	by	Nahiem Alleyne (Virginia Tech), 11/5/19
						Chris Martin (Presbyterian), 11/7/19
Free Throw Perfection	4	by	John Newman III vs. Virginia Tech, 11/5/19	2	by	Tyrece Radford (Virginia Tech), 11/5/19
Rebounds	15	by	Aamir Simms vs. Virginia Tech, 11/5/19	8	by	Wabissa Bede (Virginia Tech), 11/5/19
Offensive Rebounds	4	by	Aamir Simms vs. Virginia Tech, 11/5/19	4	by	Isaiah Wilkins (Virginia Tech), 11/5/19
Assists	4	by	Chase Hunter vs. Presbyterian, 11/7/19	6	by	Wabissa Bede (Virginia Tech), 11/5/19
Blocked Shots	1	by	Tevin Mack vs. Virginia Tech, 11/5/19	1	by	many (3), last by Cory Hightower and Owen McCormack (Presbyterian), 11/7/19
			Khavon Moore vs. Virginia Tech, 11/5/19			
			Aamir Simms vs. Presbyterian, 11/7/19			
			Khavon Moore vs. Presbyterian, 11/7/19			
Steals	2	by	Al-Amir Dawes vs. Presbyterian, 11/7/19	3	by	Chris Martin (Presbyterian), 11/7/19
			Khavon Moore vs. Presbyterian, 11/7/19			
Minutes	34	by	Aamir Simms vs. Virginia Tech, 11/5/19	37	by	Landers Nolley II (Virginia Tech), 11/5/19

Bold denotes a Clemson home game; ^ - denotes one overtime period.

SUPERLATIVES UNDER BRAD BROWNELL

CATEGORY	CLEMSON TEAM HIGH		CLEMSON TEAM LOW	
Total Points	100	vs. The Citadel, 11/6/18	36	vs. Virginia, 1/23/18
1st Half Points	51	vs. Coppin State, 12/4/16; Pittsburgh, 1/29/19	10	vs. Duke, 1/8/13; Virginia, 2/7/13
2nd Half Points	56	vs. Wake Forest, 2/2/16; North Carolina, 1/16/18	13	vs. Virginia, 1/23/18
1st Half Field Goal %	66.7	vs. Pittsburgh, 1/29/19	12.0	vs. Duke, 1/8/13
2nd Half Field Goal %	85.0	vs. Georgia Tech, 1/12/11	23.5	vs. Duke, 3/2/11
Scoring Margin	+45	vs. Florida A&M, 11/14/14	-48	vs. Florida State, 2/5/17
Field Goals Made	35	vs. The Citadel, 1/1/13	14	vs. Louisville, 1/10/16; Virginia, 1/12/19
Field Goal Attempts	73	vs. Florida State, 3/4/12	33	vs. Virginia, 1/12/13
Field Goal %	69.2	vs. Georgia Tech, 1/12/11	25.9	vs. Virginia, 1/12/19
3-Pointers Made	15	vs. North Carolina, 1/30/18	0	vs. Virginia Tech, 3/1/12; at NC State, 1/26/19
3-Point Attempts	36	vs. Samford, 12/9/17; Virginia Tech, 2/21/18	7	vs. at NC State, 1/26/19
3-Point % (min. 10 att.)	78.6	vs. Georgia Tech, 1/12/11	0.0	vs. Virginia Tech, 3/1/12
Free Throws Made	32	vs. Louisville, 1/10/16	4	vs. Iowa, 11/29/11
Free Throw Attempts	46	vs. Western Carolina, 11/12/10	10	vs. North Carolina, 1/18/11
Free Throw % (min. 10 att.)	100.0	vs. Miami (15-15), 1/16/16	38.5	vs. Wake Forest (5-13), 2/25/14
Rebounds	51	vs. Presbyterian College, 12/15/15	19	vs. Virginia, 1/31/12
Offensive Rebounds	23	vs. Oklahoma, 11/20/16; SC State, 12/13/16	2	vs. Virginia, 1/19/16
Rebound Margin	+23	vs. North Carolina A&T, 11/12/17	-22	vs. Louisville, 1/10/16
Assists	22	vs. many (4), last vs. Virginia Tech, 1/22/17	3	vs. Duke, 1/8/13; Georgia Tech, 2/13/16
Turnovers	22	vs. Florida State, 2/5/17	1	vs. NC State, 2/20/16
Blocked Shots	12	vs. Arizona, 12/8/12; South Carolina, 11/17/13	0	vs. North Carolina, 2/28/13; Virginia Tech, 3/2/13
Steals	16	vs. The Citadel, 1/1/13	0	vs. Illinois, 3/23/14; NC State, 1/11/18
Fouls	25	vs. many (4), last vs. Georgia Tech, 3/9/16	5	vs. SC State, 12/13/16

CATEGORY	OPPONENT TEAM HIGH		OPPONENT TEAM LOW	
Total Points	109	by Florida State, 2/5/17	35	by Furman, 12/14/13
1st Half Points	51	by Florida State, 2/5/17	15	by Georgia Tech, 2/14/13; Stetson, 11/8/13
2nd Half Points	58	by Florida State, 2/5/17	14	by Delaware State, 11/13/13
1st Half Field Goal %	64.0	by Florida State, 3/4/12	17.2	by Georgia Tech, 2/14/13
2nd Half Field Goal %	72.0	by Duke, 1/8/13	16.7	by Delaware State, 11/13/13
Field Goals Made	41	by Florida State, 2/5/17	11	by Savannah State, 12/17/10
Field Goal Attempts	79	by Maryland, 3/2/14	38	by Wake Forest, 2/25/14
Field Goal %	66.1	by Florida State, 2/5/17	22.9	by Savannah State, 12/17/10
3-Pointers Made	19	vs. vs. Mississippi State, 12/8/18	1	by many (6), last by Georgia Tech, 2/13/16
3-Point Attempts	40	by Davidson, 11/17/16	9	by Furman, 11/16/12; UTEP, 11/23/12
3-Point % (min. 10 att.)	72.7	by Maryland, 2/7/12	7.7	by Delaware State, 11/13/13
Free Throws Made	25	by West Virginia, 3/17/11	1	by Virginia, 2/14/12; SC State, 12/23/12
Free Throw Attempts	35	by Maryland, 1/22/11	1	by Virginia, 2/14/12
Free Throw % (min. 10 att.)	94.1	by Virginia Tech (16-17), 1/22/17	18.2	by Davidson, 11/22/13
Rebounds	63	by Maryland, 3/2/14	20	by Delaware State, 12/27/10
Offensive Rebounds	24	by Louisville, 1/10/16	1	by Boston College, 1/12/12
Assists	26	by Florida State, 2/5/17	2	by Charleston Southern, 12/18/18
Turnovers	25	by The Citadel, 1/1/13	4	by Temple, 11/21/13
Blocked Shots	9	by Florida State, 1/24/13; Florida State, 1/30/16	0	by many (12), last by Hofstra, 11/17/17
Steals	14	by Virginia Tech, 3/5/11	0	by Hofstra, 11/17/17
Fouls	32	by Western Carolina, 11/12/10	8	by College of Charleston, 11/19/11

CATEGORY	CLEMSON INDIVIDUAL BEST		OPPONENT INDIVIDUAL BEST	
Points	33	by Jaron Blossomgame vs. NC State, 2/20/16	40	by Harrison Barnes (North Carolina), 3/12/11
Field Goals Made	13	by many (3), last by Jaron Blossomgame vs. Notre Dame, 2/8/16	12	by many (5), last Landers Nolley II (Virginia Tech), 11/5/19
Field Goal Attempts	24	by K.J. McDaniels vs. Notre Dame, 2/11/14	23	by Landers Nolley II (Virginia Tech), 11/5/19
Field Goal Perfection	7	by Adonis Filer vs. The Citadel, 1/1/13	5	by Theo Pinson (North Carolina), 12/30/15
3-Pointers Made	8	by Marcquise Reed vs. Virginia Tech, 1/21/18	8	by Lamar Peter (Mississippi State), 12/8/18
3-Point Attempts	20	by Marcquise Reed vs. Virginia Tech, 2/21/18	12	by Zane Johnson (Hawaii), 12/25/11
				Andrew White III (Syracuse), 2/7/17
				Gavin Block (Ohio), 11/16/17
				Demontrae Jefferson (Texas Southern), 11/24/17
				Ty-Shon Alexander (Creighton), 11/21/18
3-Point Perfection	5	by Gabe DeVoe vs. Texas Southern, 11/24/17	5	by Christian James (Oklahoma), 11/20/16
Free Throws Made	16	by Milton Jennings vs. Virginia Tech, 1/27/13	15	by Marcus Georges-Hunt (Georgia Tech), 3/9/16
Free Throw Attempts	18	by Milton Jennings vs. Virginia Tech, 1/27/13	16	by Marcus Georges-Hunt (Georgia Tech), 3/9/16
Free Throw Perfection	9	by many (3), last by Jaron Blossomgame vs. Florida State, 2/25/17	8	by Erick Green (Virginia Tech), 3/8/12
				Charles Mann (Georgia), 12/22/15
				Jordan Dartis (Ohio), 11/16/17
				Theo Pinson (North Carolina), 1/16/18
Rebounds	16	by Elijah Thomas vs. Texas Southern, 11/24/17	20	by John Mooney (Notre Dame), 3/9/19
Offensive Rebounds	8	by many (4), last by Sidy Djitte vs. Florida State, 2/5/17	8	by Jordan Murphy (Minnesota), 11/30/15
Assists	11	by Marcquise Reed vs. Georgia Tech, 1/28/18	13	by Kendall Marshall (North Carolina), 2/18/12
Blocked Shots	8	by Jerai Grant vs. East Carolina, 12/29/10	7	by James Banks III (Georgia Tech), 2/6/19
				Landry Nnoko vs. Virginia Tech, 2/6/16
Steals	6	by Avry Holmes vs. Georgia Tech, 2/13/16	5	by many (4), last by Lavar Batts (NC State), 1/11/18
Minutes	48	by K.J. McDaniels vs. Maryland, 3/2/14	50	by Eric Atkins (Notre Dame), 2/11/14

Bold denotes a Clemson home game; ^ - denotes one overtime period.

INDIVIDUAL GAME-BY-GAME

#0 CLYDE TRAPP

Opponent	Date	Sts	Min.	Field Goals			3-PT			FT	FTA	PCT	Rebounds			Avg.	PF	DQ	A	TO	BK	S	Pts.	Avg.
				FG	FGA	Pct.	FG	FGA	Pct.				OR	DR	TOT									
VIRGINIA TECH*	11/5/19			DNP-KNEE INJURY																				
PRESBYTERIAN	11/7/19			DNP-KNEE INJURY																				
TOTALS																								

#1 JONATHAN BAEHRE

Opponent	Date	Sts	Min.	Field Goals			3-PT			FT	FTA	PCT	Rebounds			Avg.	PF	DQ	A	TO	BK	S	Pts.	Avg.
				FG	FGA	Pct.	FG	FGA	Pct.				OR	DR	TOT									
VIRGINIA TECH	11/5/19			DNP-KNEE INJURY																				
PRESBYTERIAN	11/7/19			DNP-KNEE INJURY																				
TOTALS																								

#2 AL-AMIR DAWES

Opponent	Date	Sts	Min.	Field Goals			3-PT			FT	FTA	PCT	Rebounds			Avg.	PF	DQ	A	TO	BK	S	Pts.	Avg.
				FG	FGA	Pct.	FG	FGA	Pct.				OR	DR	TOT									
VIRGINIA TECH*	11/5/19	*	32:14	4	11	.364	2	6	.333	1	1	1.000	0	6	6	6.0	0	0	2	2	0	0	11	11.0
PRESBYTERIAN	11/7/19	*	21:40	2	6	.333	0	4	.000	0	0	.000	1	1	2	4.0	1	0	1	3	0	2	4	7.5
TOTALS		2	53:54	6	17	.353	2	10	.200	1	1	1.000	1	7	8	4.0	1	0	3	5	0	2	15	7.5

#3 CHASE HUNTER

Opponent	Date	Sts	Min.	Field Goals			3-PT			FT	FTA	PCT	Rebounds			Avg.	PF	DQ	A	TO	BK	S	Pts.	Avg.
				FG	FGA	Pct.	FG	FGA	Pct.				OR	DR	TOT									
VIRGINIA TECH*	11/5/19	*	28:57	3	10	.300	0	3	.000	1	5	.200	0	3	3	3.0	4	0	2	0	0	0	7	7.0
PRESBYTERIAN	11/7/19	*	23:52	5	7	.714	3	5	.600	0	0	.000	1	1	2	2.5	1	0	4	1	0	1	13	10.0
TOTALS		2	52:49	8	17	.471	3	8	.375	1	5	.200	1	4	5	2.5	5	0	6	1	0	1	20	10.0

#5 HUNTER TYSON

Opponent	Date	Sts	Min.	Field Goals			3-PT			FT	FTA	PCT	Rebounds			Avg.	PF	DQ	A	TO	BK	S	Pts.	Avg.
				FG	FGA	Pct.	FG	FGA	Pct.				OR	DR	TOT									
VIRGINIA TECH*	11/5/19		7:32	0	3	.000	0	3	.000	0	1	.000	0	1	1	1.0	1	0	0	0	0	1	0	0.0
PRESBYTERIAN	11/7/19		13:56	2	6	.333	1	5	.200	0	0	.000	0	3	3	2.0	0	0	0	1	0	0	5	2.5
TOTALS		0	21:28	2	9	.222	1	8	.125	0	1	.000	0	4	4	2.0	1	0	0	1	0	1	5	2.5

#10 CURRAN SCOTT

Opponent	Date	Sts	Min.	Field Goals			3-PT			FT	FTA	PCT	Rebounds			Avg.	PF	DQ	A	TO	BK	S	Pts.	Avg.
				FG	FGA	Pct.	FG	FGA	Pct.				OR	DR	TOT									
VIRGINIA TECH*	11/5/19		8:41	1	2	.500	0	0	.000	0	0	.000	0	1	1	1.0	1	0	0	2	0	0	2	2.0
PRESBYTERIAN	11/7/19		28:29	4	11	.364	3	7	.429	2	2	1.000	0	5	5	3.0	2	0	3	0	0	0	13	7.5
TOTALS		0	37:10	5	13	.385	3	7	.429	2	2	1.000	0	6	6	3.0	3	0	3	2	0	0	15	7.5

#11 PARKER FOX

Opponent	Date	Sts	Min.	Field Goals			3-PT			FT	FTA	PCT	Rebounds			Avg.	PF	DQ	A	TO	BK	S	Pts.	Avg.
				FG	FGA	Pct.	FG	FGA	Pct.				OR	DR	TOT									
VIRGINIA TECH*	11/5/19		DNP																					
PRESBYTERIAN	11/7/19		4:32	1	2	.500	0	1	.000	0	1	.000	0	0	0	0.0	0	0	0	1	0	0	2	2.0
TOTALS		0	4:32	1	2	.500	0	1	.000	0	1	.000	0	0	0	0.0	0	0	0	1	0	0	2	2.0

#12 ALEX HEMENWAY

Opponent	Date	Sts	Min.	Field Goals			3-PT			FT	FTA	PCT	Rebounds			Avg.	PF	DQ	A	TO	BK	S	Pts.	Avg.
				FG	FGA	Pct.	FG	FGA	Pct.				OR	DR	TOT									
VIRGINIA TECH*	11/5/19		14:48	1	4	.250	1	2	.500	0	0	.000	0	0	0	0.0	1	0	0	1	0	0	3	3.0
PRESBYTERIAN	11/7/19		9:31	2	2	1.000	2	2	1.000	0	0	.000	0	0	0	0.0	0	0	0	0	0	0	6	4.5
TOTALS		0	24:19	3	6	.500	3	4	.750	0	0	.000	0	0	0	0.0	1	0	0	1	0	0	9	4.5

#13 TEVIN MACK

Opponent	Date	Sts	Min.	Field Goals			3-PT			FT	FTA	PCT	Rebounds			Avg.	PF	DQ	A	TO	BK	S	Pts.	Avg.
				FG	FGA	Pct.	FG	FGA	Pct.				OR	DR	TOT									
VIRGINIA TECH*	11/5/19	*	24:58	4	10	.400	2	7	.286	0	0	.000	1	2	3	3.0	5	1	2	1	1	1	10	10.0
PRESBYTERIAN	11/7/19	*	20:34	6	9	.667	2	3	.667	0	0	.000	0	2	2	2.5	2	0	1	0	0	0	14	12.0
TOTALS		1	45:32	10	19	.526	4	10	.400	0	0	.000	1	4	5	2.5	7	1	3	1	1	1	24	12.0

#15 JOHN NEWMAN III

Opponent	Date	Sts	Min.	Field Goals			3-PT			FT	FTA	PCT	Rebounds			Avg.	PF	DQ	A	TO	BK	S	Pts.	Avg.
				FG	FGA	Pct.	FG	FGA	Pct.				OR	DR	TOT									
VIRGINIA TECH*	11/5/19	*	33:11	5	11	.455	1	4	.250	4	4	1.000	2	3	5	5.0	2	0	2	0	0	0	15	15.0
PRESBYTERIAN	11/7/19	*	20:27	6	9	.667	3	5	.600	1	1	1.000	2	3	5	5.0	0	0	3	0	0	1	16	15.5
TOTALS		2	53:38	11	20	.550	4	9	.444	5	5	1.000	4	6	10	5.0	2	0	5	0	0	1	31	15.5

INDIVIDUAL GAME-BY-GAME

#20 O'NEIL MCBRIDE

Opponent	Date	Sts	Min.	Field Goals			3-PT			FT	FTA	PCT	Rebounds			Avg.	PF	DQ	A	TO	BK	S	Pts.	Avg.
				FG	FGA	Pct.	FG	FGA	Pct.				OR	DR	TOT									
VIRGINIA TECH*	11/5/19		DNP																					
PRESBYTERIAN	11/7/19		3:56	0	0	.000	0	0	.000	0	0	.000	1	0	1	1.0	0	0	0	0	0	0	0	0.0
TOTALS		0	3:56	0	0	.000	0	0	.000	0	0	.000	1	0	1	1.0	0	0	0	0	0	0	0	0.0

#21 KHAVON MOORE

Opponent	Date	Sts	Min.	Field Goals			3-PT			FT	FTA	PCT	Rebounds			Avg.	PF	DQ	A	TO	BK	S	Pts.	Avg.
				FG	FGA	Pct.	FG	FGA	Pct.				OR	DR	TOT									
VIRGINIA TECH*	11/5/19		9:39	0	1	.000	0	0	.000	0	0	.000	0	0	0	0.0	0	0	1	0	1	0	0	0.0
PRESBYTERIAN	11/7/19		19:25	1	5	.200	0	1	.000	0	0	.000	3	3	6	3.0	3	0	1	0	1	2	2	1.0
TOTALS		0	29:04	1	6	.167	0	1	.000	0	0	.000	3	3	6	3.0	3	0	2	0	2	2	2	1.0

#25 AAMIR SIMMS

Opponent	Date	Sts	Min.	Field Goals			3-PT			FT	FTA	PCT	Rebounds			Avg.	PF	DQ	A	TO	BK	S	Pts.	Avg.
				FG	FGA	Pct.	FG	FGA	Pct.				OR	DR	TOT									
VIRGINIA TECH*	11/5/19	*	34:24	4	11	.364	1	4	.250	3	4	.750	4	11	15	15.0	2	0	0	1	0	1	12	12.0
PRESBYTERIAN	11/7/19	*	16:19	0	4	.000	0	1	.000	0	0	.000	0	8	8	11.5	1	0	0	2	1	0	0	6.0
TOTALS		2	50:43	4	15	.267	1	5	.200	3	4	.750	4	19	23	11.5	3	0	0	3	1	1	12	6.0

#32 PAUL GRINDE

Opponent	Date	Sts	Min.	Field Goals			3-PT			FT	FTA	PCT	Rebounds			Avg.	PF	DQ	A	TO	BK	S	Pts.	Avg.
				FG	FGA	Pct.	FG	FGA	Pct.				OR	DR	TOT									
VIRGINIA TECH*	11/5/19		DNP																					
PRESBYTERIAN	11/7/19		4:02	0	2	.000	0	0	.000	0	0	.000	0	0	0	0.0	1	0	0	1	0	0	0	0.0
TOTALS		0	4:02	0	2	.000	0	0	.000	0	0	.000	0	0	0	0.0	1	0	0	1	0	0	0	0.0

#55 TREY JEMISON

Opponent	Date	Sts	Min.	Field Goals			3-PT			FT	FTA	PCT	Rebounds			Avg.	PF	DQ	A	TO	BK	S	Pts.	Avg.
				FG	FGA	Pct.	FG	FGA	Pct.				OR	DR	TOT									
VIRGINIA TECH*	11/5/19		5:36	0	1	.000	0	0	.000	0	0	.000	1	1	2	2.0	0	0	0	1	0	1	0	0.0
PRESBYTERIAN	11/7/19		13:17	2	4	.500	0	0	.000	0	0	.000	2	2	4	3.0	5	1	1	2	0	0	4	2.0
TOTALS		0	18:53	2	5	.400	0	0	.000	0	0	.000	3	3	6	3.0	5	1	1	3	0	1	4	2.0

GAME-BY-GAME RESULTS

	W/L	FG-FGA	Pct.	3pt-A	Pct.	FT-FTA	Pct.	OR	DR	Tot	PF	A	TO	BLK	Stl	1H	2H	OT	Pts
Clemson	L	22-64	.344	7-29	.241	9-15	.600	8	28	36	16	9	8	3	4	37	23	N/A	60
Virginia Tech		22-57	.386	9-27	.333	14-20	.700	9	35	44	15	11	13	3	4	34	33	N/A	67
Clemson	W	31-67	.463	14-34	.412	3-4	.750	11	28	39	16	14	12	2	6	43	36	N/A	79
Presbyterian		18-51	.353	5-18	.278	4-9	.444	9	26	35	10	10	21	2	8	21	24	N/A	45

GAME RECAPS

GAME 1

VIRGINIA TECH 67
CLEMSON 60

NOV. 5, 2019
LITTLEJOHN COLISEUM • CLEMSON, S.C.

CLEMSON, S.C. – Clemson University men's basketball fell in its season opener to Virginia Tech, 67-60.

Aamir Simms led the charge for the Tigers with his first career double-double. Simms finished with 12 points and 15 rebounds.

The Tigers (0-1, 0-1) knocked down seven 3-pointers and shot 34.0 percent from the field, outscoring the Hokies (1-0, 1-0) 22-16 in the paint. Clemson also forced 13 turnovers, but Virginia Tech added 11 fast-break points.

With a career-high 15 rebounds to go along with his 12 points, Simms notched a double-double for the first time in his career. Four different Clemson players reached double figures on the night. John Newman III scored a career-best 15 points and freshman Al-Amir Dawes and graduate senior Tevin Mack scored 12 and 11 points, respectively, in their Clemson debuts.

A true freshman, Dawes made an emphatic introduction to the Littlejohn faithful by knocking down a trey for the game's opening points. 3-pointers by Mack on back-to-back possessions placed Clemson ahead 26-22. The Tigers led by as many as eight points in the first half and led 37-34 at the intermission. The evenly matched first half saw both teams shoot 44.0 percent from the floor and corral 19 rebounds apiece. The Hokies' Landers Nolley II was the contest's leading scorer with 30 points.

Newman braced the Tigers with 11 second-half points. A defensive war of attrition gave way to a frenetic ending to the second half. Not long after Clemson's intense pressure forced a backcourt turnover, Newman knotted the score at 57-57 with 1:11 remaining, but the Hokies outscored the Tigers 10-3 the rest of the way.

GAME 2

PRESBYTERIAN 45
CLEMSON 79

NOV. 7, 2019
LITTLEJOHN COLISEUM • CLEMSON, S.C.

CLEMSON, S.C. – Taking Presbyterian College to task from beyond the arc, Clemson University men's basketball knocked down 14 3-pointers and won 79-45 at Littlejohn Coliseum on Thursday. The Tigers were led by John Newman III, who scored a career-best 16 points on a career-high six made field goals.

The Tigers (1-1) went 14-of-34 on 3-point shots and shot 46.0 percent from the floor. Ten different Tigers scored on the evening, with 32 of Clemson's points coming from its bench. The Tigers also scored 32 points in the paint, making for a well-rounded offensive showing.

In addition to Newman's career night, his three deep balls also marked a career high. Curran Scott made a splash with 13 points and a trio of treys. Tevin Mack added 14 points and Chase Hunter went 3-for-5 from 3-point land in a 13-point performance. Hunter also finished an ultra-impressive +40 on the floor. Chris Martin was the Blue Hose's (0-1) leading scorer with 11 points.

Newman sparked the Tigers with two early 3-pointers, as Clemson used a 4-0 run to go up 21-5 at the 10:01 mark of the first half. An 8-0 Clemson run to close out the first half was capped off by a thunderous dunk from Newman that resulted in the Tigers boasting a 43-21 lead at the intermission.

Among others, center Trey Jemison, who corralled four total rebounds, provided a lift off the bench for the Tigers in the second half with solid rebounding and defensive play. Parker Fox, O'Neil McBride and Paul Grinde, all walk-ons, were able to get minutes. Fox scored two points and McBride tallied his first career rebound.

Clemson was able to coast to victory out of halftime, outscoring Presbyterian 36-24 en route to winning by a 34-point margin.

GAME STATS



Official Basketball Box Score - Final
Virginia Tech at Clemson
11/05/19 Littlejohn Coliseum, Clemson
2019-20 Men's Basketball

Game Time: 12:00 AM
Game Duration: 2:15
Attendance: 7,500

Officials: Bill Covington, Bert Smith, Lee Cassell

Virginia Tech - 67

Record: 2-0 (2-0)

NO.	Name	Min	FG	3P	FT	Rebounds	Fouls	TP	AS	TO	ST	Blocks	BS	BA	+/-
2	Landers Nolley II	F 36:44	12-23	4-8	2-4	1 4 5	3 5	30	0	5	2	0	2	0	0
14	P.J. Horne	F 35:41	3-7	1-4	1-1	0 7 7	1 1	8	2	1	0	0	0	0	0
0	Hunter Cattoor	G 27:13	0-3	0-2	0-0	0 4 4	1 0	0	0	1	0	0	0	0	16
1	Isaiah Wilkins	G 20:35	1-7	1-5	1-3	4 2 6	5 2	4	2	2	1	0	0	0	-7
3	Wabissa Bede	G 31:57	2-4	0-1	3-4	0 8 8	3 3	7	6	3	0	1	0	8	8
23	Tyreese Radford	12:44	1-2	0-0	2-2	1 3 4	1 2	4	0	0	0	0	0	9	9
4	Nahiem Alleyne	22:44	2-9	2-6	5-6	0 3 3	1 3	11	1	1	0	0	0	3	3
21	John Ojako	04:19	0-0	0-0	0-0	0 1 1	0 0	0	0	0	0	0	0	0	-1
15	Jalen Cone	08:03	1-2	1-1	0-0	0 1 1	0 0	3	0	0	0	0	0	0	-1
Totals			22-57	9-27	14-20	9 35 44	15 16	67	11	13	4	1	2	7	

Shooting By Period	1st	2nd	3rd	4th	OT
FG%	14.32	43.8%			
3PT%	6.15	40.0%			
FT%	0.2	0%			
2nd FG%	8.25	32.0%			
3PT%	3.12	25.0%			
FT%	14.18	77.8%			
GM FG%	22.57	38.6%			
3PT%	9.27	33.3%			
FT%	14.20	70.0%			

Dead Ball Rebounds: 0

Clemson - 60

Record: 0-2 (0-2)

NO.	Name	Min	FG	3P	FT	Rebounds	Fouls	TP	AS	TO	ST	Blocks	BS	BA	+/-
25	Aamir Simms	F 34:25	4-11	1-4	3-4	4 11 15	2 5	12	0	1	1	0	0	-3	
2	Al-Amir Dawes	G 32:16	4-11	2-6	1-1	0 6 6	0 2	11	2	2	0	0	1	0	0
3	Chase Hunter	G 28:57	3-10	0-3	1-5	0 3 3	4 4	7	2	0	0	0	0	-10	
13	Tevin Mack	G 24:59	4-10	2-7	0-0	1 2 3	5 1	10	2	1	1	1	0	8	
15	John Newman III	G 33:10	5-11	1-4	4-4	2 3 5	2 2	15	2	0	0	0	0	-6	
5	Hunter Tyson	07:32	0-3	0-3	0-1	0 1 1	1 0	0	0	0	1	0	0	-10	
10	Curran Scott	08:41	1-2	0-0	0-0	0 1 1	1 0	2	0	2	0	0	0	-9	
55	Trey Jemison	05:35	0-1	0-0	0-0	0 1 1	2 0	0	0	1	1	0	0	-4	
12	Alex Hemerway	14:45	1-4	1-2	0-0	0 0 0	0 0	3	0	1	0	0	0	-5	
20	Khavon Moore	09:40	0-1	0-0	0-0	0 0 0	0 0	1	0	1	0	0	0	-1	
Totals			22-64	7-29	9-15	8 28 36	16 15	60	9	8	4	2	1	-7	

Shooting By Period	1st	2nd	3rd	4th	OT
FG%	15.34	44.1%			
3PT%	6.15	40.0%			
FT%	1.1	100%			
2nd FG%	7.30	23.3%			
3PT%	1.14	7.1%			
FT%	8.14	57.1%			
GM FG%	22.64	34.4%			
3PT%	7.29	24.1%			
FT%	9.15	60.0%			

Dead Ball Rebounds: 5

Technical Fouls: NONE

	VT	CLE
Biggest lead	7 (2 nd 0:14)	8 (1 st 15:34)
Best Scoring Run	8 (1 st 11:55)	8 (1 st 15:34)
Lead Changes	7	7
Times Tied	9	11
Time with Lead	11:09	22:45

Points from	VT	CLE
Turnovers	3	12
Paint	16	22
Second Chance	10	7
Fast Breaks	11	2
Bench	18	5

Period by Period Scoring			
	1st	2nd	TOT
VT	34	33	67
CLE	37	23	60

Period by Period Scoring	1st	2nd	TOT
VT	37	33	67
CLE	34	23	60

GAME STATS



Official Basketball Box Score - Final
Presbyterian at Clemson
11/08/19 Littlejohn Coliseum, Clemson
2019-20 Men's Basketball

Game Time: 12:00 AM
Game Duration: 1:55
Attendance: 5,713

Officials: Doug Shows, Justin Porterfield, Tom Morrissey

Presbyterian - 45

Record: 0-1

NO.	Name	Min	FG	3P	FT	Rebounds	Fouls	TP	AS	TO	ST	Blocks	BS	BA	+/-
4	Ben Drake	F 26:40	4-8	0-2	0-1	3 4 7	2 2	2	8	0	0	0	0	-25	
12	Cory Hightower	F 31:36	1-10	0-2	0-0	2 2 4	2 2	2	3	7	1	1	0	-29	
0	Chris Martin	G 30:06	4-8	0-2	3-6	0 4 4	2 7	11	4	5	3	0	0	-27	
22	Michael Isler	G 31:34	1-4	0-0	0-0	2 2 4	1 1	3	0	4	1	0	1	-25	
25	J.C. Younger	G 26:12	3-7	2-5	0-0	0 4 4	0 1	8	0	1	1	0	0	-26	
2	Kody Shubert	08:14	0-1	0-0	0-0	0 1 1	0 1	0	1	1	0	0	0	-9	
3	CJ Mellon	08:26	2-3	0-0	0-0	0 2 2	1 1	4	0	1	0	0	1	-9	
23	Jordan Gibson	09:24	0-1	0-0	0-0	1 1 0	0 0	0	0	0	0	0	0	-12	
5	Zeb Graham	05:10	0-1	0-0	0-0	0 0 0	0 0	0	1	0	1	0	0	-5	
11	Sean Jenkins	10:18	2-5	2-4	0-0	0 1 1	1 0	6	0	0	0	0	0	-1	
11	Arnell Tate	02:15	0-0	0-0	0-0	0 0 0	0 0	0	0	1	0	0	0	-5	
15	Owen McCormack	08:03	1-3	1-2	1-2	1 1 2	0 1	4	1	0	1	1	0	4	
21	Luka Jakic	02:02	0-0	0-0	0-0	0 1 1	1 0	0	0	0	0	0	0	-1	
Totals			15-51	5-18	4-9	9 26 35	10 16	40	10	21	8	2	2	34	

Shooting By Period	1st	2nd	3rd	4th	OT
FG%	9.25	36.0%			
3PT%	2.8	25.0%			
FT%	1-3	33.3%			
2nd FG%	9.26	34.6%			
3PT%	3-10	30.0%			
FT%	3.4	50%			
GM FG%	18.51	35.3%			
3PT%	5-18	27.8%			
FT%	4.9	44.4%			

Dead Ball Rebounds: 1

Clemson - 79

Record: 1-1

NO.	Name	Min	FG	3P	FT	Rebounds	Fouls	TP	AS	TO	ST	Blocks	BS	BA	+/-
25	Aamir Simms	F 15:54	0-4	0-1	0-0	0 8 8	1 1	0	0	2	0	1	0	26	
2	Al-Amir Dawes	G 21:39	2-6	0-4	0-0	1 2 2	1 0	4	1	3	2	0	0	9	
3	Chase Hunter	G 23:53	5-7	3-5	0-0	1 1 2	1 0	13	4	1	1	0	0	40	
13	Tevin Mack	G 20:34	6-9	2-3	0-0	0 2 2	2 2	14	1	0	0	0	0	18	
15	John Newman III	G 20:27	6-9	3-5	1-1	2 3 5	0 1	16	3	0	1	0	0	28	
55	Trey Jemison	13:42	2-4	0-0	0-0	2 2 4	5 2	4	1	2	0	0	0	11	
10	Curran Scott	28:29	4-11	3-7	2-2	0 5 5	2 1	13	3	0	0	0	0	1	20
21	Khavon Moore	19:25	1-5	0-1	0-0	3 3 6	3 0	2	1	0	2	1	0	18	
5	Hunter Tyson	13:56	2-6	1-5	0-0	0 3 3	0 2	5	0	1	0	0	0	1	0
12	Alex Hemerway	09:31	2-2	2-2	0-0	0 0 0	0 0	6	0	0	0	0	0	7	
32	Paul Grinde	04:02	0-2	0-0	0-0	0 0 0	0 0	1	0	0	0	0	0	1	0
11	Parker Fox	04:32	1-2	0-1	0-1	0 0 0	0 0	1	2	0	1	0	0	-5	
20	O'Neil McBride	03:56	0-0	0-0	0-0	0 1 0	0 0	0	0	0	0	0	0	-3	
Totals			31-67	14-34	3-4	11 28 39	16 10	79	14	12	6	2	2	34	

Shooting By Period	1st	2nd	3rd	4th	OT
FG%	17.35	48.6%			
3PT%	8-17	47.1%			
FT%	1-1	100%			
2nd FG%	14.32	43.8%			
3PT%	6-17	35.3%			
FT%	2-3	66.7%			
GM FG%	31.67	46.3%			
3PT%	14.34	41.2%			
FT%	3-4	75.0%			

Dead Ball Rebounds: 0

	PRE	CLE
Biggest lead	0 (1 st 20:00)	39 (2 nd 6:19)
Best Scoring Run	6 (2 nd 2:29)	14 (1 st 10:01)
Lead Changes	0	0
Times Tied	0	0
Time with Lead	00:00	39:35

Points from	PRE	CLE
Turnovers	26	32
Paint	26	32
Second Chance	3	10
Fast Breaks	0	5
Bench	14	32

Period by Period Scoring	1st	2nd	TOT
PRE	21	24	45

SEASON STATISTICS



2019-20 Clemson Men's Basketball Combined Team Statistics All games

Page 1/1
as of Nov 09, 2019

Game Records

Record	Overall	Home	Away	Neutral
ALL GAMES	1-1	1-1	0-0	0-0
CONFERENCE	0-1	0-1	0-0	0-0
NON-CONFERENCE	1-0	1-0	0-0	0-0

Score by Periods

Team	1st	2nd	OT	TOT
Clemson	80	59	0	139
Opponents	55	57	0	112

Team Box Score

No.	Player				Total		3-Point		F-Throw		Rebounds											
		GP-GS	MIN	AVG	FG-FGA	FG%	3FG-FGA	3FG%	FT-FTA	FT%	OFF	DEF	TOT	AVG	PF	DQ	A	TO	BLK	STL	PTS	AVG
15	NEWMAN III, John	2-2	53:38	26.8	11-20	.550	4-9	.444	5-5	1.000	4	6	10	5.0	2	0	5	0	0	1	31	15.5
13	MACK, Tevin	2-2	45:32	22.8	10-19	.526	4-10	.400	0-0	.000	1	4	5	2.5	7	1	3	1	1	1	24	12.0
3	HUNTER, Chase	2-2	52:49	26.4	8-17	.471	3-8	.375	1-5	.200	1	4	5	2.5	5	0	6	1	0	1	20	10.0
10	SCOTT, Curran	2-0	37:10	18.6	5-13	.385	3-7	.429	2-2	1.000	0	6	6	3.0	3	0	3	2	0	0	15	7.5
2	DAWES, Al-Amir	2-2	53:54	27.0	6-17	.353	2-10	.200	1-1	1.000	1	7	8	4.0	1	0	3	5	0	2	15	7.5
25	SIMMS, Aamir	2-2	50:43	25.4	4-15	.267	1-5	.200	3-4	.750	4	19	23	11.5	3	0	0	3	1	1	12	6.0
12	HEMENWAY, Alex	2-0	24:19	12.2	3-6	.500	3-4	.750	0-0	.000	0	0	0	0.0	1	0	0	1	0	0	9	4.5
5	TYSON, Hunter	2-0	21:28	10.7	2-9	.222	1-8	.125	0-1	.000	0	4	4	2.0	1	0	0	1	0	1	5	2.5
11	FOX, Parker	1-0	04:32	4.5	1-2	.500	0-1	.000	0-1	.000	0	0	0	0.0	0	0	0	1	0	0	2	2.0
55	JEMISON, Trey	2-0	18:53	9.4	2-5	.400	0-0	.000	0-0	.000	3	3	6	3.0	5	1	1	3	0	1	4	2.0
21	MOORE, Khavon	2-0	29:04	14.5	1-6	.167	0-1	.000	0-0	.000	3	3	6	3.0	3	0	2	0	2	2	2	1.0
32	GRINDE, Paul	1-0	04:02	4.0	0-2	.000	0-0	.000	0-0	.000	0	0	0	0.0	1	0	0	1	0	0	0	0.0
20	MCBRIDE, O'Neil	1-0	03:56	3.9	0-0	.000	0-0	.000	0-0	.000	1	0	1	1.0	0	0	0	0	0	0	0	0.0
Team											1	0	1					1				
Total		2			53-131	.405	21-63	.333	12-19	.632	19	56	75	37.5	32	2	23	20	4	10	139	69.5
Opponents		2			40-108	.370	14-45	.311	18-29	.621	18	61	79	39.5	25	-	21	34	3	12	112	56.0

Team Statistics

	Clem	OPP
Scoring	139	112
Points per game	69.5	56.0
Scoring margin	+13.5	-
Field goals-att	53-131	40-108
Field goal pct	.405	.370
3 point fg-att	21-63	14-45
3-point FG pct	.333	.311
3-pt FG made per game	10.5	7.0
Free throws-att	12-19	18-29
Free throw pct	.632	.621
F-Throws made per game	6.0	9.0
Rebounds	75	79
Rebounds per game	37.5	39.5
Rebounding margin	-2.0	-
Assists	23	21
Assists per game	11.5	10.5
Turnovers	20	34
Turnovers per game	10.0	17.0
Turnover margin	+7.0	-
Assist/turnover ratio	1.2	0.6
Steals	10	12
Steals per game	5.0	6.0
Blocks	4	3
Blocks per game	2.0	1.5
Winning streak	1	-
Home win streak	1	-
Attendance	13213	0
Home games-Avg/Game	2-6607	0-0
Neutral site-Avg/Game	-	0-0

Team Results

Date	Opponent		Score	Att.
11/05/19	Virginia Tech	L	60-67	7500
11/07/19	Presbyterian	W	79-45	5713



ACC STATISTICS



2019-20 Clemson Basketball Clemson Combined Team Statistics (as of Nov 06, 2019) Conference games only



RECORD:	OVERALL	HOME	AWAY	NEUTRAL
ALL GAMES	0-1	0-1	0-0	0-0
CONFERENCE	0-1	0-1	0-0	0-0
NON-CONFERENCE	0-0	0-0	0-0	0-0

##	Player	gp-gs	min	avg	Total		3-Point		F-Throw		Rebounds				pf	dq	a	to	blk	stl	pts	avg
					fg-fga	fg%	3fg-fga	3fg%	ft-fa	ft%	off	def	tot	avg								
15	NEWMAN III, John	1-1	33	33.0	5-11	.455	1-4	.250	4-4	1.000	2	3	5	5.0	2	0	2	0	0	0	15	15.0
25	SIMMS, Aamir	1-1	34	34.0	4-11	.364	1-4	.250	3-4	.750	4	11	15	15.0	2	0	0	1	0	1	12	12.0
02	DAWES, Al-Amir	1-1	32	32.0	4-11	.364	2-6	.333	1-1	1.000	0	6	6	6.0	0	0	2	2	0	0	11	11.0
13	MACK, Tevin	1-1	25	25.0	4-10	.400	2-7	.286	0-0	.000	1	2	3	3.0	5	1	2	1	1	1	10	10.0
03	HUNTER, Chase	1-1	29	29.0	3-10	.300	0-3	.000	1-5	.200	0	3	3	3.0	4	0	2	0	0	0	7	7.0
12	HEMENWAY, Alex	1-0	15	15.0	1-4	.250	1-2	.500	0-0	.000	0	0	0	0.0	1	0	0	1	0	0	3	3.0
10	SCOTT, Curran	1-0	9	9.0	1-2	.500	0-0	.000	0-0	.000	0	1	1	1.0	1	0	0	2	0	0	2	2.0
55	JEMISON, Trey	1-0	6	6.0	0-1	.000	0-0	.000	0-0	.000	1	1	2	2.0	0	0	0	1	0	1	0	0.0
05	TYSON, Hunter	1-0	7	7.0	0-3	.000	0-3	.000	0-1	.000	0	1	1	1.0	1	0	0	0	0	1	0	0.0
21	MOORE, Khavon	1-0	10	10.0	0-1	.000	0-0	.000	0-0	.000	0	0	0	0.0	0	0	1	0	1	0	0	0.0
Team											0	0	0									
Total.....		1	200		22-64	.344	7-29	.241	9-15	.600	8	28	36	36.0	16	1	9	8	2	4	60	60.0
Opponents.....		1	200		22-57	.386	9-27	.333	14-20	.700	9	35	44	44.0	15	-	11	13	1	4	67	67.0

TEAM STATISTICS	CU	OPP
SCORING	60	67
Points per game	60.0	67.0
Scoring margin	-7.0	-
FIELD GOALS-ATT	22-64	22-57
Field goal pct	.344	.386
3 POINT FG-ATT	7-29	9-27
3-point FG pct	.241	.333
3-pt FG made per game	7.0	9.0
FREE THROWS-ATT	9-15	14-20
Free throw pct	.600	.700
F-Throws made per game	9.0	14.0
REBOUNDS	36	44
Rebounds per game	36.0	44.0
Rebounding margin	-8.0	-
ASSISTS	9	11
Assists per game	9.0	11.0
TURNOVERS	8	13
Turnovers per game	8.0	13.0
Turnover margin	+5.0	-
Assist/turnover ratio	1.1	0.8
STEALS	4	4
Steals per game	4.0	4.0
BLOCKS	2	1
Blocks per game	2.0	1.0
ATTENDANCE	7500	0
Home games-Avg/Game	1-7500	0-0
Neutral site-Avg/Game	-	0-0

Date	Opponent	Score	Att.
* 11/05/19	VIRGINIA TECH	L 60-67	7500

* - Conference game

Score by Periods	1st	2nd	Totals
Clemson	37	23	60
Opponents	34	33	67



**2019-20 Clemson Men's Basketball
Individual Career Summaries
All games**

Page 1/8
as of Nov 09, 2019

BAEHRE, Jonathan

				Field Goals		3-Point		F-Throws		Rebounds									Scoring	
SEASON	TEAM	GP-GS	MIN/AVG	FG-FGA	FG%	3FG-FGA	3FG%	FT-FTA	FT%	OFF	DEF	TOT	AVG	PF-FO	AST	TO	BLK	STL	PTS	AVG
2016-17	UNC-A	11-0	82/7.5	9-19	.474	1-3	.333	4-9	.444	9	8	17	1.5	9-0	5	5	3	3	23	2.1
2017-18	UNC-A	33-20	716/21.7	100-185	.541	24-66	.364	15-20	.750	50	97	147	4.5	92-4	29	38	57	21	239	7.2
TOTAL FOR Clem		0-0	0/0.0	0-0	.000	0-0	.000	0-0	.000	0	0	0	0.0	0-0	0	0	0	0	0	0.0
TOTAL		44-20	798/18.1	109-204	.534	25-69	.362	19-29	.655	59	105	164	3.7	101-4	34	43	60	24	262	6.0

Single Game Highs

Statistic	Value	
Points	28	at Southern California 03/13/18
Rebounds	14	at Southern California 03/13/18
Assists	4	vs Western Caro. 12/17/17
Steals	3	vs Western Caro. 12/17/17
Blocks	5	at Southern California 03/13/18, vs Presbyterian 02/03/18, vs Winthrop 02/22/18
FG Made	11	at Southern California 03/13/18
FG Attempts	17	at Southern California 03/13/18
3FG Made	4	at Southern California 03/13/18
3FG Attempts	8	at Gardner-Webb 02/24/18
FT Made	4	vs Liberty 02/15/18
FT Attempts	4	vs Liberty 02/15/18, vs Presbyterian 02/15/17

DAWES, Al-amir

				Field Goals		3-Point		F-Throws		Rebounds									Scoring	
SEASON	TEAM	GP-GS	MIN/AVG	FG-FGA	FG%	3FG-FGA	3FG%	FT-FTA	FT%	OFF	DEF	TOT	AVG	PF-FO	AST	TO	BLK	STL	PTS	AVG
2019-20	Clem	2-2	54/27.0	6-17	.353	2-10	.200	1-1	1.000	1	7	8	4.0	1-0	3	5	0	2	15	7.5
TOTAL		2-2	54/27.0	6-17	.353	2-10	.200	1-1	1.000	1	7	8	4.0	1-0	3	5	0	2	15	7.5

Single Game Highs

Statistic	Value	
Points	11	vs Virginia Tech 11/06/19
Rebounds	6	vs Virginia Tech 11/06/19
Assists	2	vs Virginia Tech 11/06/19
Steals	2	vs Presbyterian 11/08/19
FG Made	4	vs Virginia Tech 11/06/19
FG Attempts	11	vs Virginia Tech 11/06/19
3FG Made	2	vs Virginia Tech 11/06/19
3FG Attempts	6	vs Virginia Tech 11/06/19
FT Made	1	vs Virginia Tech 11/06/19
FT Attempts	1	vs Virginia Tech 11/06/19



**2019-20 Clemson Men's Basketball
Individual Career Summaries
All games**

Page 2/8
as of Nov 09, 2019

FOX, Parker

				Field Goals		3-Point		F-Throws		Rebounds										Scoring	
SEASON	TEAM	GP-GS	MIN/AVG	FG-FGA	FG%	3FG-FGA	3FG%	FT-FTA	FT%	OFF	DEF	TOT	AVG	PF-FO	AST	TO	BLK	STL	PTS	AVG	
2018-19	Clem	5-0	5/0.9	1-2	.500	1-2	.500	0-0	.000	0	0	0	0.0	1-0	0	1	0	0	3	0.6	
2019-20	Clem	1-0	5/4.5	1-2	.500	0-1	.000	0-1	.000	0	0	0	0.0	0-0	0	1	0	0	2	2.0	
TOTAL		6-0	9/1.5	2-4	.500	1-3	.333	0-1	.000	0	0	0	0.0	1-0	0	2	0	0	5	0.8	

Single Game Highs

Statistic	Value	
Points	3	vs Charleston So. 12/19/18
FG Made	1	vs Charleston So. 12/19/18, vs Presbyterian 11/08/19
FG Attempts	2	vs Presbyterian 11/08/19
3FG Made	1	vs Charleston So. 12/19/18
3FG Attempts	1	at Georgia Tech 02/07/19, vs Charleston So. 12/19/18, vs Presbyterian 11/08/19
FT Attempts	1	vs Presbyterian 11/08/19

GRINDE, Paul

				Field Goals		3-Point		F-Throws		Rebounds								Scoring		
SEASON	TEAM	GP-GS	MIN/AVG	FG-FGA	FG%	3FG-FGA	3FG%	FT-FTA	FT%	OFF	DEF	TOT	AVG	PF-FO	AST	TO	BLK	STL	PTS	AVG
2015-16	VAS	25-25	635/25.4	113-213	.531	4-9	.444	79-117	.675	48	136	184	7.4	84-2	29	77	23	6	309	12.4
2017-18	VAS	26-25	713/27.4	146-261	.559	2-12	.167	78-130	.600	45	167	212	8.2	90-3	42	66	16	6	372	14.3
2018-19	VAS	25-25	605/24.2	134-245	.547	16-33	.485	69-105	.657	57	116	173	6.9	72-0	46	67	18	15	353	14.1
2019-20	Clem	1-0	4/4.0	0-2	.000	0-0	.000	0-0	.000	0	0	0	0.0	1-0	0	1	0	0	0	0.0
TOTAL FOR Clem		1-0	4/4.0	0-2	.000	0-0	.000	0-0	.000	0	0	0	0.0	1-0	0	1	0	0	0	0.0
TOTAL		77-75	1957/25.4	393-721	.545	22-54	.407	226-352	.642	150	419	569	7.4	247-5	117	211	57	27	1034	13.4

Single Game Highs

Statistic	Value	
Points	29	vs Hobart 02/16/19
Rebounds	18	at Ithaca 02/17/18, vs Union (NY) 01/16/16
Assists	7	vs Hobart 02/16/19
Steals	3	vs New Rochelle 11/17/18, at Rensselaer 01/12/18
Blocks	5	at St. Lawrence 01/08/16
FG Made	10	4 times
FG Attempts	19	vs Union (NY) 01/19/19
3FG Made	2	5 times
3FG Attempts	4	at Clarkson 01/05/19, vs Union (NY) 01/19/19
FT Made	8	vs New Rochelle 11/17/18, vs Bard 02/02/18
FT Attempts	13	vs Hobart 02/16/19



**2019-20 Clemson Men's Basketball
Individual Career Summaries
All games**

Page 3/8
as of Nov 09, 2019

HEMENWAY, Alex

				Field Goals		3-Point		F-Throws		Rebounds										Scoring	
SEASON	TEAM	GP-GS	MIN/AVG	FG-FGA	FG%	3FG-FGA	3FG%	FT-FTA	FT%	OFF	DEF	TOT	AVG	PF-FO	AST	TO	BLK	STL	PTS	AVG	
2019-20	Clem	2-0	24/12.2	3-6	.500	3-4	.750	0-0	.000	0	0	0	0.0	1-0	0	1	0	0	9	4.5	
TOTAL		2-0	24/12.2	3-6	.500	3-4	.750	0-0	.000	0	0	0	0.0	1-0	0	1	0	0	9	4.5	

Single Game Highs

Statistic	Value	
Points	6	vs Presbyterian 11/08/19
FG Made	2	vs Presbyterian 11/08/19
FG Attempts	4	vs Virginia Tech 11/06/19
3FG Made	2	vs Presbyterian 11/08/19
3FG Attempts	2	vs Virginia Tech 11/06/19, vs Presbyterian 11/08/19

HONOR, Nick

				Field Goals		3-Point		F-Throws		Rebounds										Scoring	
SEASON	TEAM	GP-GS	MIN/AVG	FG-FGA	FG%	3FG-FGA	3FG%	FT-FTA	FT%	OFF	DEF	TOT	AVG	PF-FO	AST	TO	BLK	STL	PTS	AVG	
2018-19	FU	32-32	1154/36.1	174-467	.373	70-211	.332	71-87	.816	18	58	76	2.4	60-0	95	54	0	28	489	15.3	
TOTAL FOR Clem		0-0	0/0.0	0-0	.000	0-0	.000	0-0	.000	0	0	0	0.0	0-0	0	0	0	0	0	0.0	
TOTAL		32-32	1154/36.1	174-467	.373	70-211	.332	71-87	.816	18	58	76	2.4	60-0	95	54	0	28	489	15.3	

Single Game Highs

Statistic	Value	
Points	30	vs Rutgers 12/08/18
Rebounds	6	vs George Washington 03/07/19
Assists	6	vs George Washington 03/07/19, at Massachusetts 02/07/19, vs Rutgers 12/08/18
Steals	3	vs CCNY 11/07/18, vs Richmond 03/13/19
FG Made	10	vs Rutgers 12/08/18
FG Attempts	20	vs Duquesne 02/09/19
3FG Made	6	at St. Bonaventure 01/12/19
3FG Attempts	13	at Richmond 02/21/19
FT Made	7	vs FIU 11/16/18
FT Attempts	7	vs FIU 11/16/18



**2019-20 Clemson Men's Basketball
Individual Career Summaries
All games**

Page 4/8
as of Nov 09, 2019

HUNTER, Chase

				Field Goals		3-Point		F-Throws		Rebounds									Scoring	
SEASON	TEAM	GP-GS	MIN/AVG	FG-FGA	FG%	3FG-FGA	3FG%	FT-FTA	FT%	OFF	DEF	TOT	AVG	PF-FO	AST	TO	BLK	STL	PTS	AVG
2019-20	Clem	2-2	53/26.4	8-17	.471	3-8	.375	1-5	.200	1	4	5	2.5	5-0	6	1	0	1	20	10.0
TOTAL		2-2	53/26.4	8-17	.471	3-8	.375	1-5	.200	1	4	5	2.5	5-0	6	1	0	1	20	10.0

Single Game Highs

Statistic	Value	
Points	13	vs Presbyterian 11/08/19
Rebounds	3	vs Virginia Tech 11/06/19
Assists	4	vs Presbyterian 11/08/19
Steals	1	vs Presbyterian 11/08/19
FG Made	5	vs Presbyterian 11/08/19
FG Attempts	10	vs Virginia Tech 11/06/19
3FG Made	3	vs Presbyterian 11/08/19
3FG Attempts	5	vs Presbyterian 11/08/19
FT Made	1	vs Virginia Tech 11/06/19
FT Attempts	5	vs Virginia Tech 11/06/19

JEMISON, Trey

				Field Goals		3-Point		F-Throws		Rebounds									Scoring	
SEASON	TEAM	GP-GS	MIN/AVG	FG-FGA	FG%	3FG-FGA	3FG%	FT-FTA	FT%	OFF	DEF	TOT	AVG	PF-FO	AST	TO	BLK	STL	PTS	AVG
2018-19	Clem	20-0	72/3.6	2-6	.333	0-0	.000	3-5	.600	5	11	16	0.8	18-0	1	3	5	2	7	0.4
2019-20	Clem	2-0	19/9.4	2-5	.400	0-0	.000	0-0	.000	3	3	6	3.0	5-1	1	3	0	1	4	2.0
TOTAL		22-0	91/4.1	4-11	.364	0-0	.000	3-5	.600	8	14	22	1.0	23-1	2	6	5	3	11	0.5

Single Game Highs

Statistic	Value	
Points	4	at Duke 01/05/19, vs Presbyterian 11/08/19
Rebounds	4	vs Presbyterian 11/08/19
Assists	1	vs Lipscomb 12/30/18, vs Presbyterian 11/08/19
Steals	1	vs North Carolina 03/02/19, vs Lipscomb 12/30/18, vs Virginia Tech 11/06/19
Blocks	2	vs Wake Forest 02/03/19
FG Made	2	at Duke 01/05/19, vs Presbyterian 11/08/19
FG Attempts	4	vs Presbyterian 11/08/19
FT Made	2	vs Mississippi St. 12/08/18
FT Attempts	2	vs Wake Forest 02/03/19, vs Mississippi St. 12/08/18



**2019-20 Clemson Men's Basketball
Individual Career Summaries
All games**

Page 5/8
as of Nov 09, 2019

MACK, Tevin

				Field Goals		3-Point		F-Throws		Rebounds									Scoring	
SEASON	TEAM	GP-GS	MIN/AVG	FG-FGA	FG%	3FG-FGA	3FG%	FT-FTA	FT%	OFF	DEF	TOT	AVG	PF-FO	AST	TO	BLK	STL	PTS	AVG
2015-16	UT	33-0	439/13.3	51-176	.290	34-114	.298	32-50	.640	19	47	66	2.0	42-0	11	18	9	8	168	5.1
2016-17	UT	15-10	470/31.3	79-172	.459	34-87	.391	30-51	.588	21	51	72	4.8	24-0	12	21	8	7	222	14.8
2018-19	Bama	34-24	699/20.6	115-276	.417	48-144	.333	28-50	.560	30	83	113	3.3	56-0	28	48	16	11	306	9.0
2019-20	Clem	2-2	46/22.8	10-19	.526	4-10	.400	0-0	.000	1	4	5	2.5	7-1	3	1	1	1	24	12.0
TOTAL FOR Clem		2-2	46/22.8	10-19	.526	4-10	.400	0-0	.000	1	4	5	2.5	7-1	3	1	1	1	24	12.0
TOTAL		84-36	1654/19.7	255-643	.397	120-355	.338	90-151	.596	71	185	256	3.0	129-1	54	88	34	27	720	8.6

Single Game Highs

Statistic	Value	
Points	27	vs Oklahoma St. 01/04/17
Rebounds	12	vs Arkansas 12/17/16
Assists	2	13 times
Steals	2	vs Vanderbilt 02/23/19, at Texas A&M 02/20/19, vs Kentucky 03/15/19
Blocks	3	vs Mississippi St. 01/30/19
FG Made	10	vs Georgia 02/07/19, vs Oklahoma St. 01/04/17
FG Attempts	17	vs Oklahoma St. 01/04/17
3FG Made	6	vs Kentucky 01/05/19
3FG Attempts	12	at Iowa St. 02/13/16
FT Made	6	vs Long Beach St. 12/10/16
FT Attempts	10	vs Northwestern 11/21/16

MCBRIDE, O'neil

				Field Goals		3-Point		F-Throws		Rebounds									Scoring	
SEASON	TEAM	GP-GS	MIN/AVG	FG-FGA	FG%	3FG-FGA	3FG%	FT-FTA	FT%	OFF	DEF	TOT	AVG	PF-FO	AST	TO	BLK	STL	PTS	AVG
2019-20	Clem	1-0	4/3.9	0-0	.000	0-0	.000	0-0	.000	1	0	1	1.0	0-0	0	0	0	0	0	0.0
TOTAL		1-0	4/3.9	0-0	.000	0-0	.000	0-0	.000	1	0	1	1.0	0-0	0	0	0	0	0	0.0

Single Game Highs

Statistic	Value	
Rebounds	1	vs Presbyterian 11/08/19



**2019-20 Clemson Men's Basketball
Individual Career Summaries
All games**

Page 6/8
as of Nov 09, 2019

MOORE, Khavon

				Field Goals		3-Point		F-Throws		Rebounds										Scoring	
SEASON	TEAM	GP-GS	MIN/AVG	FG-FGA	FG%	3FG-FGA	3FG%	FT-FTA	FT%	OFF	DEF	TOT	AVG	PF-FO	AST	TO	BLK	STL	PTS	AVG	
2018-19	TTU	1-0	2/2.0	0-0	.000	0-0	.000	0-0	.000	0	0	0	0.0	0-0	0	0	0	0	0	0.0	
2019-20	Clem	2-0	29/14.5	1-6	.167	0-1	.000	0-0	.000	3	3	6	3.0	3-0	2	0	2	2	2	1.0	
TOTAL FOR Clem		2-0	29/14.5	1-6	.167	0-1	.000	0-0	.000	3	3	6	3.0	3-0	2	0	2	2	2	1.0	
TOTAL		3-0	31/10.4	1-6	.167	0-1	.000	0-0	.000	3	3	6	2.0	3-0	2	0	2	2	2	0.7	

Single Game Highs

Statistic	Value	
Points	2	vs Presbyterian 11/08/19
Rebounds	6	vs Presbyterian 11/08/19
Assists	1	vs Virginia Tech 11/06/19, vs Presbyterian 11/08/19
Steals	2	vs Presbyterian 11/08/19
Blocks	1	vs Virginia Tech 11/06/19, vs Presbyterian 11/08/19
FG Made	1	vs Presbyterian 11/08/19
FG Attempts	5	vs Presbyterian 11/08/19
3FG Attempts	1	vs Presbyterian 11/08/19

NEWMAN III, John

				Field Goals		3-Point		F-Throws		Rebounds										Scoring	
SEASON	TEAM	GP-GS	MIN/AVG	FG-FGA	FG%	3FG-FGA	3FG%	FT-FTA	FT%	OFF	DEF	TOT	AVG	PF-FO	AST	TO	BLK	STL	PTS	AVG	
2018-19	Clem	34-1	409/12.0	28-73	.384	9-28	.321	6-11	.545	15	45	60	1.8	31-0	15	19	5	12	71	2.1	
2019-20	Clem	2-2	54/26.8	11-20	.550	4-9	.444	5-5	1.000	4	6	10	5.0	2-0	5	0	0	1	31	15.5	
TOTAL		36-3	462/12.8	39-93	.419	13-37	.351	11-16	.688	19	51	70	1.9	33-0	20	19	5	13	102	2.8	

Single Game Highs

Statistic	Value	
Points	16	vs Presbyterian 11/08/19
Rebounds	6	at South Carolina 12/22/18
Assists	3	vs Presbyterian 11/08/19
Steals	2	vs Radford 12/15/18, vs Wichita St. 03/24/19
Blocks	2	vs Wright St. 03/19/19
FG Made	6	vs Presbyterian 11/08/19
FG Attempts	11	vs Virginia Tech 11/06/19
3FG Made	3	vs Presbyterian 11/08/19
3FG Attempts	5	vs Presbyterian 11/08/19
FT Made	4	vs Virginia Tech 11/06/19
FT Attempts	4	vs Virginia Tech 11/06/19



**2019-20 Clemson Men's Basketball
Individual Career Summaries
All games**

Page 7/8
as of Nov 09, 2019

SCOTT, Curran

				Field Goals		3-Point		F-Throws		Rebounds										Scoring	
SEASON	TEAM	GP-GS	MIN/AVG	FG-FGA	FG%	3FG-FGA	3FG%	FT-FTA	FT%	OFF	DEF	TOT	AVG	PF-FO	AST	TO	BLK	STL		PTS	AVG
2017-18	Tulsa	31-8	461/14.9	53-133	.398	18-51	.353	58-69	.841	17	49	66	2.1	37-1	21	35	1	10		182	5.9
2018-19	Tulsa	32-26	790/24.7	90-221	.407	41-104	.394	65-85	.765	12	67	79	2.5	44-0	35	40	0	9		286	8.9
2019-20	Clem	2-0	37/18.6	5-13	.385	3-7	.429	2-2	1.000	0	6	6	3.0	3-0	3	2	0	0		15	7.5
TOTAL FOR Clem		2-0	37/18.6	5-13	.385	3-7	.429	2-2	1.000	0	6	6	3.0	3-0	3	2	0	0		15	7.5
TOTAL		65-34	1288/19.8	148-367	.403	62-162	.383	125-156	.801	29	122	151	2.3	84-1	59	77	1	19		483	7.4

Single Game Highs

Statistic	Value	
Points	23	vs East Carolina 03/03/19
Rebounds	7	vs Alcorn 11/07/18, vs Temple 03/04/18
Assists	4	vs East Carolina 03/03/19, at Tulane 02/15/19
Steals	3	vs South Fla. 02/18/18
Blocks	1	vs Illinois St. 11/19/17
FG Made	8	vs East Carolina 03/03/19
FG Attempts	14	at Memphis 03/10/19
3FG Made	4	vs Tulane 03/01/19
3FG Attempts	7	vs Tulane 03/01/19, vs Presbyterian 11/08/19
FT Made	8	vs Memphis 01/31/19, at Tulane 12/31/17
FT Attempts	9	vs Memphis 01/31/19, at Tulane 12/31/17

SIMMS, Aamir

				Field Goals		3-Point		F-Throws		Rebounds										Scoring	
SEASON	TEAM	GP-GS	MIN/AVG	FG-FGA	FG%	3FG-FGA	3FG%	FT-FTA	FT%	OFF	DEF	TOT	AVG	PF-FO	AST	TO	BLK	STL		PTS	AVG
2017-18	Clem	34-12	524/15.4	53-112	.473	14-43	.326	15-26	.577	26	82	108	3.2	45-0	21	20	29	8		135	4.0
2018-19	Clem	34-34	906/26.7	105-238	.441	40-121	.331	24-32	.750	50	107	157	4.6	82-2	34	45	25	21		274	8.1
2019-20	Clem	2-2	51/25.4	4-15	.267	1-5	.200	3-4	.750	4	19	23	11.5	3-0	0	3	1	1		12	6.0
TOTAL		70-48	1481/21.2	162-365	.444	55-169	.325	42-62	.677	80	208	288	4.1	130-2	55	68	55	30		421	6.0

Single Game Highs

Statistic	Value	
Points	23	vs Mississippi St. 12/08/18
Rebounds	15	vs Virginia Tech 11/06/19
Assists	5	vs Syracuse 03/09/19
Steals	3	at NC State 01/26/19
Blocks	4	vs UNC Asheville 12/03/17
FG Made	9	vs Mississippi St. 12/08/18
FG Attempts	15	vs Mississippi St. 12/08/18
3FG Made	4	vs Mississippi St. 12/08/18
3FG Attempts	9	vs Mississippi St. 12/08/18
FT Made	4	vs Sam Houston St. 11/15/18, vs Virginia 03/09/18
FT Attempts	4	5 times



**2019-20 Clemson Men's Basketball
Individual Career Summaries
All games**

Page 8/8
as of Nov 09, 2019

TRAPP, Clyde

				Field Goals		3-Point		F-Throws		Rebounds									Scoring	
SEASON	TEAM	GP-GS	MIN/AVG	FG-FGA	FG%	3FG-FGA	3FG%	FT-FTA	FT%	OFF	DEF	TOT	AVG	PF-FO	AST	TO	BLK	STL	PTS	AVG
2017-18	Clem	29-0	225/7.8	16-41	.390	7-21	.333	14-19	.737	1	18	19	0.7	25-0	17	15	2	2	53	1.8
2018-19	Clem	34-7	818/24.1	69-173	.399	26-85	.306	40-62	.645	15	99	114	3.4	73-1	54	58	8	28	204	6.0
TOTAL		63-7	1043/16.6	85-214	.397	33-106	.311	54-81	.667	16	117	133	2.1	98-1	71	73	10	30	257	4.1

Single Game Highs

Statistic	Value	
Points	16	vs Pittsburgh 01/30/19
Rebounds	7	vs Saint Peter's 12/05/18, vs NC State 03/13/19
Assists	3	9 times
Steals	3	vs The Citadel 11/07/18, vs Charleston So. 12/19/18
Blocks	2	at Virginia 01/23/18
FG Made	5	vs Lipscomb 12/30/18
FG Attempts	11	vs Radford 12/15/18
3FG Made	4	vs Pittsburgh 01/30/19
3FG Attempts	7	vs Pittsburgh 01/30/19, vs Radford 12/15/18
FT Made	4	5 times
FT Attempts	6	vs Akron 11/19/18, vs Pittsburgh 01/30/19, vs Mississippi St. 12/08/18

TYSON, Hunter

				Field Goals		3-Point		F-Throws		Rebounds									Scoring	
SEASON	TEAM	GP-GS	MIN/AVG	FG-FGA	FG%	3FG-FGA	3FG%	FT-FTA	FT%	OFF	DEF	TOT	AVG	PF-FO	AST	TO	BLK	STL	PTS	AVG
2018-19	Clem	31-0	258/8.3	16-63	.254	11-47	.234	6-9	.667	6	26	32	1.0	18-0	12	6	8	2	49	1.6
2019-20	Clem	2-0	21/10.7	2-9	.222	1-8	.125	0-1	.000	0	4	4	2.0	1-0	0	1	0	1	5	2.5
TOTAL		33-0	279/8.5	18-72	.250	12-55	.218	6-10	.600	6	30	36	1.1	19-0	12	7	8	3	54	1.6

Single Game Highs

Statistic	Value	
Points	9	at Pittsburgh 02/28/19
Rebounds	4	vs The Citadel 11/07/18, at Pittsburgh 02/28/19
Assists	3	vs The Citadel 11/07/18
Steals	1	vs N.C. Central 11/10/18, vs Saint Peter's 12/05/18, vs Virginia Tech 11/06/19
Blocks	2	vs Charleston So. 12/19/18
FG Made	3	at Pittsburgh 02/28/19
FG Attempts	6	vs N.C. Central 11/10/18, at Pittsburgh 02/28/19, vs Presbyterian 11/08/19
3FG Made	3	at Pittsburgh 02/28/19
3FG Attempts	6	vs N.C. Central 11/10/18
FT Made	4	vs The Citadel 11/07/18
FT Attempts	6	vs The Citadel 11/07/18