

2020

CLYDE TRAPP • JR

HEAD COACH **BRAD BROWNELL**



- Coached the United States (with Clemson representing) to the 2019 World University Games Gold Medal. The first for the USA since 2015 and just the second since 2005.
- Has won 45 games over the past two seasons - the third most victories in back-to-back seasons in Clemson history.
- Coached the Tigers to its fourth NCAA Sweet 16 in program history in 2018.
- Achieved the most ACC wins during a regular season in Clemson history in 2018 (11).
- 25 wins in 2017-18 tied a program record for wins in a season; .714 winning percentage tied for fifth.
- Tied regular season record with 15 wins at home in 2017-18 (15-1).
- Winningest coach in Clemson history against ACC competition.
- Second-winningest coach all-time in Clemson history (169-127).
- Earned 300th career win in 2017-18.
- His teams own the top four Clemson scoring defenses in the ACC era (1953-present).
- His teams own four of the top 10 Clemson free throw shooting teams, including a program-best in 2017-18 (.755).
- Has coached five All-ACC selections.
- Coached K.J. McDaniels, 2014 ACC Defensive Player of the Year.
- Every senior under Brownell has earned his undergraduate degree from Clemson.

C L E M S O N G R I T

TABLE OF CONTENTS

GENERAL INFORMATION

2019-20 Quick Facts	2
Media Information	3
2019-20 Roster	4
2019-20 Outlook	5-7
ACC Composite Schedule	8-9
Radio/Television Roster	10
World University Games Gold Medalists	58-60

PLAYER PROFILES

Paul Grinde	12-13
Tevin Mack	14-16
Curran Scott	17-19
Jonathan Baehre	20-21
Aamir Simms	22-24
Clyde Trapp	25-27
Parker Fox	28-29
Nick Honor	30-31
Trey Jemison	32-33
Khavon Moore	34-35
John Newman III	36-37
Hunter Tyson	38-39
Al-Amir Dawes / Alex Hemenway	40
Chase Hunter / O'Neil McBride	41
Team Photos	42

COACHING & SUPPORT STAFF

Brad Brownell, Head Coach	44-45
Brownell vs. All Competition	46
Dick Bender, Assistant Coach	47
Antonio Reynolds Dean, Assistant Coach	48
Anthony Goins, Assistant Coach	49
Matt Bucklin, Director of Basketball Operations	50
Philip Pearson, Director of Basketball Recruiting	51

Mike Bewley, Strength & Conditioning	52
Support Staff	53-54

CLEMSON ADMINISTRATION

James P. Clements, President	55
Dan Radakovich, Director of Athletics	56

THIS IS TIGER BASKETBALL

Clemson Radio Network	57
Student-Athlete Enrichment	62-63
Littlejohn Coliseum	64-65
NBA Influence	66
NBA Draft History	67
Tradition By Position	68-70

2018-19 YEAR IN REVIEW

Final Statistics	72
Superlatives	73
Superlatives Under Coach Brownell	74
2018-19 Game-By-Game Statistics	75
ACC Team Statistical Leaders	76
ACC Individual Statistical Leaders	77
Box Scores	78-86

CLEMSON RECORDS

Individual Records	88-90
Individual Game Bests	91-94
Individual Season Bests	95-96
Yearly Leaders	97-99
Class Records	100-101
Career Records	102-104
Team Records	105
Team Game Bests	106-108
Team Season Bests	109

Winning Streaks	110
Statistical Trends	110-111
NCAA Tournament Records	112-113
ACC Tournament Records	114-115
NIT Results and Records	116
ACC Single-Game Bests	117
Statistical Rankings	117
Record by Day	118
Record Versus Ranked Teams	118
Record by Month	119
Weekly Poll History	119
Honors and Awards	120-123
Former Head Coaches	124-125
Coaching Records	126
All-Time NBA Tigers	127
Letterwinners	128-129
Starting Lineups	130-136
ACC Era Player Statistics	137-141
All-ACC Player Statistics	142-145
Year-by-Year Record	146
Yearly ACC Results	147
Overcoming 10-Point Deficits	147
Comeback Victories	148
All-Time Wins Over Top-25 Teams	149
Overtime Games	150
Victory Margins	151
Against All Competition	152-153
Against All Conferences	154-155
Last Second Victories	156
Littlejohn Coliseum Records	157-158
2018-19 Opponents' Series History	159-163
Last Time it Happened	164-165
All-Time Results	166-176



LITTLEJOHN COLISEUM -
PAGES 64,65

2019-20 SCHEDULE

Date	Day	Opponent	Time
Nov. 5	Tue.	* Virginia Tech	7 p.m.
Nov. 7	Thurs.	Presbyterian	7 p.m.
Nov. 10	Sun.	Colgate	3 p.m.
Nov. 17	Sun.	Detroit Mercy	3 p.m.
Nov. 21	Thurs.	Alabama A&M	7 p.m.
Nov. 24	Sun.	# vs. TCU	10:30 p.m.
Nov. 26	Tue.	# vs. Colorado/Wyoming	TBA
Dec. 2	Mon.	^ at Minnesota	9 p.m.
Dec. 8	Sun.	* at Florida State	2 p.m.
Dec. 15	Sun.	South Carolina	5 p.m.
Dec. 20	Fri.	Jacksonville	9 p.m.
Dec. 22	Sun.	Yale	4 p.m.
Dec. 31	Tue.	* Miami	4 p.m.
Jan. 4	Sat.	* NC State	12 p.m.
Jan. 11	Sat.	* at North Carolina	4:30 p.m.
Jan. 14	Tue.	* Duke	7 p.m.
Jan. 18	Sat.	* at NC State	2 p.m.
Jan. 21	Tue.	* Wake Forest	8 p.m.
Jan. 25	Sat.	* at Louisville	2 p.m.
Jan. 28	Tue.	* Syracuse	7 p.m.
Feb. 1	Sat.	* at Wake Forest	TBA
Feb. 5	Wed.	* at Virginia	7 p.m.
Feb. 9	Sun.	* Notre Dame	6 p.m.
Feb. 12	Wed.	* at Pittsburgh	9 p.m.
Feb. 15	Sat.	* Louisville	4 p.m.
Feb. 22	Sat.	* at Boston College	TBA
Feb. 25	Tue.	* at Georgia Tech	9 p.m.
Feb. 29	Sat.	* Florida State	2 p.m.
March 4	Wed.	* at Virginia Tech	7 p.m.
March 6	Fri.	* Georgia Tech	7 p.m.
March 10-14	Tue-Sat.	! New York Life ACC Tournament	TBA

Note: All times are ET; home games in **bold**; # — Las Vegas MGM Main Event (Las Vegas, Nev.); ^ — ACC/Big Ten Challenge (Minneapolis, Minn.); * — ACC regular season game; ! — Greensboro, N.C.

MEDIA GUIDE CREDITS

Written and edited by **Ben Winterrowd**. Editorial assistance by **Patrick Boling**, **Tim Bourret**, **Richard4**. Photography by **Carl Ackerman**, **Patrick Boling**, **Carly Gough**, **Ashley Jones**, **Jessica Jones**, **Craig Mahaffey**, **Bradley Moore**, **David Platt**, **Allen Randall**, **Vern Verna**, **Madison Williams**, **Ben Winterrowd**. Cover designs by **Whitley Ruffin**. Printed by Clemson Printing Services.

QUICK FACTS

GENERAL INFORMATION

Location:	Clemson, SC 29633
Founded:	1889
Enrollment:	24,951
President:	James P. Clements (UMBC '85)
Director of Athletics:	Dan Radakovich (Indiana (Pa.) '80)
Conference:	Atlantic Coast
Nickname:	Tigers
Colors:	Tiger Orange & Regalia
Arena:	Littlejohn Coliseum (9,000)
Web:	ClemsonTigers.com
Twitter / Instagram	@ClemsonMBB

MEN'S BASKETBALL STAFF

Head Coach

Brad Brownell (DePauw '91)
Clemson record: 169-127 (9 years)
Overall record: 336-212 (17 years)

Assistant Coach

Dick Bender (West Maryland '86)

Assistant Coach

Antonio Reynolds Dean (Rhode Island '99)

Assistant Coach

Anthony Goins (St. John's '08)

Director of Operations

Matthew Bucklin (Georgia '12)

Director of Recruiting

Philip Pearson (Alabama '93)

Director of Player Development

Terrell McIntyre (Clemson '15)

Special Assistant to the Head Coach

Marty Simmons (Evansville, '88)

Video Coordinator

Amit Tailor (Illinois '08)

Director of Basketball Strength & Conditioning

Mike Bewley (Eastern Kentucky '98)

Athletic Trainer

Brad Crowe (Grand Valley State '10)

Graduate Managers

Kylen Butler (Indianapolis, '19)

Aaron Stevens (Clemson, '19)

ATHLETIC COMMUNICATIONS STAFF

Associate AD/Communications and Strategic Initiatives

Jeff Kallin (Clemson, '07) C: 508-944-3859

Email: kallin@clemson.edu

Assistant Director of Communications, Men's Basketball Contact

Ben Winterrowd (Western Illinois '11) O:864-656-1985;C:630-862-8828

Email: winter@clemson.edu Twitter: @Winter_Ben

Secondary Men's Basketball Contact

Meaghan Frazier (Minnesota, '19)

Email: mrfrazier@g.clemson.edu

Mailing Address: P.O. Box 31, Clemson, SC 29633

Overnight Address: 100 Perimeter Road, Clemson, SC 29633

CLEMSON TIGERS RADIO NETWORK

Office Phone: 864-654-5544

Mailing Address: P.O. Box 552, Clemson, SC 29633

Play-by-Play: Don Munson

Color Analyst: Tim Bourret

2019-20 PERSONNEL BREAKDOWN

Lettermen Returning: 7

Name	Pos	Hgt	Wgt	Cl.	PPG	RPG	FG%	FT%
Aamir Simms	F	6-7	248	Jr.	8.1	4.6	.441	.750
Clyde Trapp	G	6-4	196	Jr.	6.0	3.4	.399	.645
John Newman III	G	6-5	197	So.	2.1	1.8	.384	.545
Hunter Tyson	F	6-8	204	So.	1.6	1.0	.254	.667
Parker Fox	G	6-6	200	So.	0.6	0.0	.500	.000
Trey Jemison	C	7-0	254	So.	0.4	0.8	.333	.600
Jonathan Baehre	F	6-10	214	RSr.	--	--	--	--

Notes: Baehre sat out the 2018-19 season due to NCAA transfer eligibility rules.

Newcomers: 8

Name	Cl.	Pos	Hgt	Wgt
Al-Amir Dawes	Fr.	G	6-2	175
Paul Grinde	Gr.	F	6-10	285
Alex Hemenway	Fr.	G	6-3	170
Nick Honor	So.	G	5-10	190
Chase Hunter	Fr.	G	6-3	180
Tevin Mack	Gr.	G/F	6-6	225
Khavon Moore	So.	G/F	6-8	215
Curran Scott	Gr.	G	6-4	208

Lettermen Lost: 7

Name	Pos	Hgt	Wgt	PPG	RPG	FG%	FT%
Lyles Davis	G	5-11	166	0.4	0.1	.200	.000
Shelton Mitchell	G	6-4	200	11.5	2.7	.379	.833
Marcquise Reed	G	6-3	188	19.4	5.5	.440	.843
David Skara	F	6-8	213	7.6	4.2	.468	.722
Elijah Thomas	F/C	6-9	245	13.0	7.8	.612	.638
Malik William	F	6-8	226	--	--	--	--
Javan White	F	6-10	227	2.0	2.0	.560	.458

Starters Returning: 1 (Simms)

Starters Lost: 4 (Mitchell, Reed, Skara, Thomas)

Top Returning Scorer: Aamir Simms (8.1 ppg)

Top Returning Rebounder: Aamir Simms (4.6 rpg)

Top Returning Assist Maker: Clyde Trapp (54)

Top Returning FG Shooter: Aamir Simms (.441, min. 100 attempts)

Top Returning 3-Point Shooter: Aamir Simms (.356, min. 50 attempts)

Top Returning FT Shooter: Clyde Trapp (.645, min. 50 attempts)

Top Returning Shot Blocker: Aamir Simms (25)

Top Returnee in Steals: Clyde Trapp (28)

2019-20 ROSTER BREAKDOWN

By Class: 3 seniors, 3 Juniors, 6 sophomores, 3 freshmen

By State: North Carolina 2, South Carolina 2, Georgia 2, Virginia 2, Alabama 1, Florida 1, Indiana 1, Nevada 1, New Jersey 1, Oklahoma 1

By Country: United States 14, Germany 1

2019-20 SEASON REVIEW

Overall Record: 20-14

ACC Record: 9-9 (9th)

Postseason: NIT Second Round, lost to Wichita State 55-63

Associated Press Final Ranking: NR

USA Today Final Ranking: NR

ALL-TIME POSTSEASON PLAY

Overall NCAA Appearances: 12

Overall NCAA Tournament Record: 11-12

Last NCAA Appearance/Result: 2018, lost to Kansas in the Sweet Sixteen, 80-76

Overall NIT Appearances: 17

Overall NIT Record: 19-17

Last NIT Appearance/Result: 2019/Second Round



MEDIA INFORMATION

MEDIA ENTRANCE

The media entrance to Littlejohn Coliseum is located at the loading dock behind the facility on the Avenue of Champions. Writers are asked to proceed to the seating area in section 232 and photographers to the outside of the postgame press conference room, which is located on the left at the bottom of the entrance ramp after coming in through the loading dock area.

To proceed to section 232, please take a left at the bottom of the entrance ramp and utilize the stairwell on the left in the tunnel hallway. Take it to the top floor to access the section allotted for writing press.

MEDIA PARKING

A limited amount of media parking is available. Information related to parking will be announced prior to the season. Contact Ben Winterrowd at (864) 656-1985 or winterrowd@clemsontigers.com if you have any specific questions.

Radio network engineers will be allowed to park along the Avenue of Champions, which runs adjacent to the back loading dock entrance. The network television production truck in charge of broadcasting the game will park in its same location prior to renovations, at the northwest corner of the facility. Local television stations will not be permitted to park satellite trucks in the back loading dock area. Contact Rick Bagby if you have a question regarding parking for satellite trucks.

MEDIA SEATING

Members of the working media will be seated in section 232 of the upper arena, marked by gray tables. The seating area is well equipped with power outlets and wireless internet access. The athletic communications office will label seating assignments prior to most games.

MEDIA WORK AREAS

The working media are encouraged to utilize two spaces. Writers and radio personnel are encouraged to utilize the space afforded to them in section 232 of the upper arena. Photographers are encouraged to work from the hallway area outside the postgame press conference room, located off the court.

The postgame press conference room can be accessed from the floor by heading through either team tunnel. The media room is the final accessible door to the right in the tunnel area. The postgame press conference room is equipped with wireless internet access. Please note that this room will be converted into a press conference setup after halftime each game.

IN-GAME STATISTICS

Members of the media can follow in-game statistics on a laptop, iPad, tablet or phone. Statistics are generated each game at Clemson.StatBroadcast.com.

POSTGAME INTERVIEWS

The postgame interview location will be the final accessible door located on the right side of the tunnel hallway upon exiting the court. To access this area from section 232, utilize the stairwell located underneath the section and advance to the ground floor. Take an immediate right and the media room will be located on your right.

The head coaches of both teams will enter the designated postgame interview area after a minimum 10-minute cooling off period.

Clemson head coach Brad Brownell will appear after he has done his radio network interview. Clemson players will be available in the interview area no less than 15 minutes after the completion of the game. No postgame interviews are allowed outside of this designated room.

Please see the communications representative from the opposing team for access to their players.

BRAD BROWNELL AVAILABILITY

Head coach Brad Brownell is available throughout the week during the season. He is available prior to practice the day before scheduled games (events may arise that do not allow this availability). He is also available via the ACC teleconference on Mondays during the conference regular season, starting in January. His pre-practice interviews will be held in the regular interview room location.

PLAYER AVAILABILITY

Clemson players can be made available prior to practice the day before scheduled games and at requested times throughout the week. Please contact Ben Winterrowd at (630) 862-8828 for specific player requests.

All availability times and dates will be sent via email by Ben Winterrowd. Please contact Ben Winterrowd (winterrowd@clemsontigers.com) if you wish to be added to the mass distribution list.

CREDENTIALS

To obtain media credentials for games, please set up an account through SportsSystems.com/clients/Clemson. Click '2019-20 Clemson Basketball' to request credentials. Any spouses, dates or anyone 16 years of age and under will NOT be allowed in the press area.

Athletic Communications Office Mailing Address

P.O. Box 31
Clemson, SC 29633

Overnight Shipping Address

100 Perimeter Road (Jervey Athletic Center)
Clemson, SC 29633
Phone: (864) 656-2114

Atlantic Coast Conference Media Information

Address

P.O. Drawer ACC
Greensboro, NC 27417
4512 Weybridge Lane
Greensboro, NC 27407
Phone: (336) 851-6062
Fax: (336) 854-8797

ACC Communications Staff

Kevin Best, Senior Associate Commissioner
Andy Fledderjohann, Associate Commissioner/MBB
Steve Phillips, Editorial and Content Manager
Justin Wilson, Director of Communications
Tyler Beck, Assistant Director

2018-19 ACC TELECONFERENCE SCHEDULE

The ACC head basketball coaches will be featured on eight separate Monday teleconferences during the 2019-20 season. The season's first teleconference will take place on Monday, January 7, and continue through Monday, March 4. Coaches participating in Monday games will not be on the call.

Each coach will have 10 minutes to make an opening statement and answer questions. Audio will be available from each teleconference on the Conference's internet site TheACC.com each Monday afternoon. The media call-in number is 888-740-6137.

Brownell's full schedule is below.

January 7 — 10:40
January 14 — 10:40
January 21 — 10:40
January 28 — 10:40
February 4 — 10:40
February 11 — 10:40
February 18 — 10:40
February 25 — 10:40
March 4 — 10:40

BRAD BROWNELL LED THE TIGERS TO THEIR THIRD-STRAIGHT POSTSEASON IN 2018-19. THE 45 COMBINED WINS OVER THE LAST TWO SEASONS ARE THE THIRD-MOST IN PROGRAM HISTORY IN CONSECUTIVE SEASONS.



TEAM ROSTER

ALPHABETICAL								
No	Name	Pos	Hgt	Wgt	Cl.	Exp.	Hometown	Previous School
1	Jonathan Baehre	F	6-10	209	RSr.	TR	Wiesbaden, Germany	UNC Asheville
2	Al-Amir Dawes	G	6-2	180	Fr.	HS	Newark, N.J.	The Patrick School
11	Parker Fox	G	6-6	202	So.	1VL	Reno, Nev.	Oconee HS (GA)
32	Paul Grinde	F/C	6-10	300	Gr.	TR	Virginia Beach, Va.	Vassar
12	Alex Hemenway	G	6-3	180	Fr.	HS	Newburgh, Ind.	Castle HS
4	Nick Honor	G	5-10	205	So.	TR	Orlando, Fla.	Fordham
3	Chase Hunter	G	6-3	200	Fr.	HS	Atlanta, Ga.	Westlake HS
55	Trey Jemison	C	7-0	256	So.	1VL	Birmingham, Ala.	Hoover HS
13	Tevin Mack	G/F	6-6	227	Gr.	TR	Columbia, S.C.	Alabama
20	O'Neil McBride	F	6-7	190	Fr.	HS	Myrtle Beach, S.C.	Myrtle Beach HS
21	Khavon Moore	G/F	6-8	217	So.	TR	Macon, Ga.	Texas Tech
15	John Newman III	F	6-5	197	So.	1VL	Greensboro, N.C.	Greensboro Day School
10	Curran Scott	G	6-4	205	Gr.	TR	Edmond, Okla.	Tulsa
25	Aamir Simms	F	6-8.5	240	Jr.	2VL	Palmyra, Va.	Blue Ridge School
0	Clyde Trapp	G	6-4	194	Jr.	2VL	Eastover, S.C.	Lower Richland HS
5	Hunter Tyson	F	6-8	211	So.	1VL	Monroe, N.C.	Piedmont HS
NUMERICAL								
No	Name	Pos	Hgt	Wgt	Cl.	Exp.	Hometown	Previous School
0	Clyde Trapp	G	6-4	194	Jr.	2VL	Eastover, S.C.	Lower Richland HS
1	Jonathan Baehre	F	6-10	209	RSr.	TR	Wiesbaden, Germany	UNC Asheville
2	Al-Amir Dawes	G	6-2	180	Fr.	HS	Newark, N.J.	The Patrick School
3	Chase Hunter	G	6-3	200	Fr.	HS	Atlanta, Ga.	Westlake HS
4	Nick Honor	G	5-10	205	So.	TR	Orlando, Fla.	Fordham
5	Hunter Tyson	F	6-8	211	So.	1VL	Monroe, N.C.	Piedmont HS
10	Curran Scott	G	6-4	205	Gr.	TR	Edmond, Okla.	Tulsa
11	Parker Fox	G	6-6	202	So.	1VL	Reno, Nev.	Oconee HS (Ga.)
12	Alex Hemenway	G	6-3	180	Fr.	HS	Newburgh, Ind.	Castle HS
13	Tevin Mack	G/F	6-6	227	Gr.	TR	Columbia, S.C.	Alabama
15	John Newman III	F	6-5	197	So.	1VL	Greensboro, N.C.	Greensboro Day School
20	O'Neil McBride	F	6-7	190	Fr.	HS	Myrtle Beach, S.C.	Myrtle Beach HS
21	Khavon Moore	G/F	6-8	217	So.	TR	Macon, Ga.	Texas Tech
25	Aamir Simms	F	6-8.5	240	Jr.	2VL	Palmyra, Va.	Blue Ridge School
32	Paul Grinde	F/C	6-10	300	Gr.	TR	Virginia Beach, Va.	Vassar
55	Trey Jemison	C	7-0	256	So.	1VL	Birmingham, Ala.	Hoover HS

Head Coach: Brad Brownell

Assistant Coaches: Dick Bender, Antonio Reynolds Dean, Anthony Goins

Director of Basketball Operations: Matt Bucklin

Special Assistant to the Head Coach: Marty Simmons

Director of Basketball Recruiting: Philip Pearson

Strength & Conditioning: Mike Bewley

Director of Player Development: Terrell McIntyre

Athletic Trainer: Brad Crowe

Video Coordinator: Amit Tailor

Graduate Managers: Kylen Butler and Aaron Stevens

PRONUNCIATION GUIDE

Jonathan Baehre	<i>Rhymes with Bear</i>
Mike Bewley	<i>BYOO-lee</i>
Brad Brownell	<i>BROW-nehl</i>
Trey Jemison	<i>GEM-ih-son</i>
Khavon Moore	<i>KAY-vohn</i>
Paul Grinde	<i>GRIN-dee</i>

CLEMSON TIGERS BLUEPRINT

Via High School Ranks (9)

Clyde Trapp (2017 recruiting class)
 Al-Amir Dawes (2019 recruiting class)
 Chase Hunter (2019 recruiting class)
 Hunter Tyson (2018 recruiting class)
 Parker Fox (2018 recruiting class)
 Alex Hemenway (2019 recruiting class)
 John Newman III (2018 recruiting class)
 Aamir Simms (2017 recruiting class)
 Trey Jemison (2018 recruiting class)

Via Transfer Market (6)

Jonathan Baehre (2018 transfer from UNC Asheville)
 Nick Honor (2019 transfer from Fordham)
 Curran Scott (2019 graduate transfer from Tulsa)
 Tevin Mack (2019 graduate transfer from Alabama)
 Khavon Moore (2019 transfer from Texas Tech)
 Paul Grinde (2019 graduate transfer from Vassar)



SEASON OUTLOOK

A Clemson athletic team has never had a better off-season than the men's basketball team that will represent the school in the 2019-20 academic year. The Tigers, led by 10th-year head coach Brad Brownell, represented the United States at the World University Games in Italy in July 2019 and recorded a 6-0 record on the way to capturing the Gold Medal.

For a team that must replace four players who led the Tigers to 45 wins over the last two years and a berth in the Sweet 16 of the 2018 NCAA Tournament, it was a winning and bonding experience that few teams have the opportunity to experience in the offseason.

"It was very rewarding and an experience that brought great pride to our players and program because they had the opportunity to represent the United States," said head coach Brad Brownell, who is on the verge of becoming Clemson's winningest men's basketball coach in history.

"It was a trip that developed a great attitude within the program. We won four close games and that was something we needed. We hope that winning attitude will carry over to this season."

The chances of winning the Gold Medal heading to Italy was not promising considering Brownell would be without two of his best players, 6-10 forward Jonathan Baehre and two-year letterman guard Clyde Trapp, who were both out with knee injuries.

"We had a lot of young players step up and Aamir Sims showed great leadership. The new players were willing to listen and learn and it allowed the team to come together and win a championship."

Playing overseas the summer before a season has been a welcome experience for the Tigers under Brownell. The two previous foreign experiences have led to a 23 victory total in 2013-14 and 25 and a final top 20 ranking just two seasons ago.

To reach those lofty victory totals the 2020 Tigers will have to do it without veterans Marcquise Reed, Elijah Thomas, Shelton Mitchell and David Skara. They

combined to score 71.0 percent of Clemson's points and collect 55.0 percent of the rebounds in Clemson's 20-victory season of 2018-19 that included a bid to the NIT.

Clyde Trapp, who started six games last year and averaged 24.0 minutes per game, figured to be in the starting five this year, but likely will miss the season with a torn ACL he suffered the day before the team left for Italy. He averaged 6.0 points per game and added 54 assists last year, third on the team.

"We have to replace a lot of productive players," said Brownell. "Marcquise was a guy who could get you points in just about any situation. Eli was such a big factor inside. Shelton was our point guard for three years and David was our best defensive player."

Reed averaged 19.2 points per game last year, third in the ACC and best by a Clemson player in nearly 20 years (Will Solomon, 20.9 in 1999-00).

"Sometimes when you have a young group, you have guys who want to do well and want to fit in as freshmen and sophomores. We saw that at the World University Games. That is why that trip was so important."

While there will be a lot of new faces on the 2019-20 Clemson team, there will be a new approach offensively. The Tigers have been a team with a traditional low post player in recent years, but we will see a lot of "five out" offense this year.

"Based on our personnel we are going to try to open up the post area a lot more. We want to try to pressure the defense with more back cuts. We are seeing a lot of NBA teams use this approach. I think it will help accentuate what our players do best."

That means Clemson fans will see Aamir Sims playing the center position a good bit. He responded to this strategy by averaging a team best 15.2 points per game in the World University Games. He also averaged 9.8 rebounds per game, including a 3.3 per game average on the offensive boards.

"Sims will get a lot of opportunities to shoot from


AAMIR SIMMS RETURNS TO LEAD THE TIGERS FOLLOWING 45 WINS OVER THE PAST TWO SEASONS.



HEAD COACH BRAD BROWNELL RETURNS FOR HIS 10TH SEASON AT THE HELM OF THE TIGERS' PROGRAM, LOOKING TO BECOME THE ALL-TIME WINNIGEST COACH IN CLEMSON HISTORY.



SEASON OUTLOOK



AAMIR SIMMS IS THE TIGERS' RETURNING LEADING SCORER (8.1 PPG) AND LEADING REBOUNDER (4.6 RPG) IN 2019-20.

IN THE SPOTLIGHT: AAMIR SIMMS

Aamir Simms has become the heart and soul of the Clemson basketball program, completely embodying the *ClemsonGRIT* mantra that is in place in Clemson.

With the exit of four starters from last season, Simms' leadership became even more apparent for a program looking for someone to bring seven returners and nine newcomers together in a short time this summer.

Simms took an immense step forward this summer for the Tigers overseas in Italy during the World University Games. Not only did Simms help lead the Tigers to a Gold Medal and a perfect 6-0 record in the tournament, but he averaged 15.8 points and 9.8 rebounds per game to lead the Tigers.

He already doubled his scoring average from his freshman season to his sophomore season, and now, out of the shadow of Elijah Thomas, is ready to blossom as one of Clemson's star players this season.

Simms has worked hard on his game for the second-straight offseason and it showed this past summer. He finished 51.0 percent on two-point field goals, while still showing a regular ability to step out on the perimeter and knock down a three-pointer.

"Simms will get a lot of opportunities to shoot from the outside, but also drive to the basket. He has really worked hard on his game. He understands this offense and his role in it. We will play through him a lot this year."

His continued build of strength in the weight room has helped his interior game, particularly in the low post, leading to his quick rise in rebounds per game (9.8 per game in Italy). Of those rebounds, nearly 3.5 per game came on the offensive glass.

the outside, but also drive to the basket. He has really worked hard on his game. He understands this offense and his role in it. We will play through him a lot this year."

Another player who took advantage of the approach was guard John Newman III, who joined Simms as a double-figure scorer at the World University Games with a 13.3 per game average. That included a 20-point night on 7-for-10 shooting in the Gold Medal game 22-point victory over Ukraine. For the tournament, the rising sophomore shot 56.0 percent from the floor.

"John has worked really hard in the offseason and has shown great confidence. He scored a lot of points on drives to the basket. He knows how to take the ball to the hoop and that fits in with this offense."

"Aamir and John elevated their play the most on the trip to Italy. Aamir really showed a willingness to lead and he carried the team."

Clemson's roster includes only six players who appeared in a game last year and only four of them played over 100 minutes. One of the four, Clyde Trapp, probably won't play this year.

Simms is the leading returnee in just about every category. The junior has been a common denominator as a key player of the last two Clemson teams that have both reached postseason play and both won at least 20 games. He averaged 8.1 points per game last year when he started 33-of-34 games and pulled in 4.6 rebounds per contest. He also is the top shot blocker among returning players with 25.

Iso returning in the frontcourt is 7-0 center Trey Jemison. The sophomore saw limited action in 20 games a year ago when he had flashes of strong post play offensively and defensively. He showed his capabilities in the World University Games Gold Medal contest when he had 11 points and six rebounds in just eight minutes.

Hunter Tyson is another returnee who showed his progression at the World University Games. The sophomore from Monroe, N.C. averaged 8.3 points per game



JOHN NEWMAN III WILL LOOK TO TAKE THE NEXT STEP IN HIS DEVELOPMENT IN 2019-20 AFTER A PROMISING SHOWING IN ITALY THIS SUMMER.

SEASON OUTLOOK

and shot 41.0 percent on three-point shots for the tournament, improvements from his 1.6 scoring average and 23.4 three-point percentage from last year.

"Hunter has really gotten stronger and has more confidence. He made five threes in a game in Italy and showed what he is capable of," said Brownell.

Newman played an average of 12.0 minutes a game in all 34 games a year ago and averaged 2.1 points per game. Those figures should go up considerably as his playing time could more than double after what he demonstrated at the World University Games.

Parker Fox is a walk-on who played in five games a year ago. The 6-6 player figures to provide depth at the wing position.

The list of nine newcomers includes six transfers, three of whom are graduate transfers. There are three true freshmen as well who figure prominently into Brownell's plans.

Baehre is an athletic 6-10 forward who came to Clemson from UNC Asheville for the beginning of the 2018-19 season, but had to sit out due to the NCAA transfer rule. Unfortunately, he suffered a torn ACL last May and will miss the beginning of this season.

Baehre played two years at UNC Asheville and will have two years to play at Clemson, including this season. He averaged 7.4 points and 4.5 rebounds for UNCA in 2017-18, but showed great improvement at the end of the season, including a 28-point and 14-rebound game against Southern California in the NIT.

Tevin Mack is a graduate transfer who started his career at the University of Texas under former Clemson coach Rick Barnes and played last season at the University of Alabama. The 6-6 225-pound player from Columbia, S.C. will be eligible this year. He averaged 14.8 points a game and was a 39.0 percent three-point shooter at Texas in 2016-17 when he was the Longhorns leading scorer. He averaged 9.0 points per game for Alabama last year.

"Tevin brings a lot of experience at a high level to our team," said Brownell. "He can score by driving the ball to the basket. We needed an experienced player for this year and he provides that element."

Curran Scott and Paul Grinde are two more graduate transfers who will be able to help the Tigers immediately. Scott played one year at Charlotte and two years at Tulsa before coming to Clemson for his final season of college basketball. He earned considerable experience

with the Tigers at the World University Games as he averaged 18.0 minutes per game. He scored 30 points in the six games and shot 14-for-20 from the foul line.

Scott averaged 9.0 points per game at Tulsa last year when he also shot 39.0 percent on three-point shots.

"Scott is a jack-of-all-trades player who is a deceptive driver to the basket. He is a very competitive guy." Grinde is a 6-10 walk-on graduate transfer from Vassar College who is capable of shooting the three-point shot.

Khavon Moore and Nick Honor are two more transfers with multiple years of eligibility remaining but their availability for this season at this writing is unknown.

Both showed promise for the Tigers in Italy. Moore is a 6-8 transfer from Texas Tech who saw minimal action due to an injury last year. The product of Macon, Ga., was ranked as the No. 43 player in the nation by ESPN.com coming out of high school.

Honor had an outstanding freshman season at Fordham last year when he averaged 15.8 points per game and made 70 three-point goals. He led all Atlantic 10 freshmen in scoring. He played nearly 20 minutes a game for the Tigers in Italy and had just three turnovers in 117 minutes at point guard.

Three true freshmen figure to be factors for Clemson this year. Alex Hemenway is a 6-3 guard from Brownell's home state of Indiana (Newburgh). His three-point shooting in an early win at the World University Games was a momentum builder for the Tigers. He averaged 21.0 points per game for Castle High School last season when he was ranked as one of the top 10 players in the state.

Al-Amir Dawes is a rookie from Newark, N.J. who averaged 19.0 minutes a game for the six games in the World University Games and he averaged 7.0 points per contest. His 85.0 percent free throw shooting was the best for the Tigers and he tied for the team lead in assists with 14. He ranked as the 15th-best point guard in the nation according to ESPN.com.

Chase Hunter also saw 19.0 minutes per game in Italy. The 6-3 freshman from Atlanta ranked as the No. 4 player in Georgia and a national top 100 player according to 247Sports out of Westlake High School.



TEVIN MACK CHOSE TO SPEND HIS GRAD TRANSFER YEAR WITH COACH BROWNELL AND THE TIGERS AND FIGURES TO BE A KEY CONTRIBUTOR TO THE 2019-20 TEAM.



HUNTER TYSON ENTERS HIS SOPHOMORE SEASON AFTER UPPING HIS PRODUCTION THIS SUMMER IN ITALY, AVERAGING OVER 8.0 POINTS AND NEARLY 5.0 REBOUNDS PER CONTEST.

ACC COMPOSITE SCHEDULE

TUESDAY, NOVEMBER 6

North Carolina at Wofford	ESPN2	7 p.m.
Citadel at Clemson	ACCNE	7 p.m.
Eastern Washington at Syracuse	ACCNE	7 p.m.
Illinois-Chicago at Notre Dame	ACCNE	7 p.m.
Mt. St. Mary's at NC State	ACCNE	7 p.m.
Towson at Virginia	ACCNE	7 p.m.
UW-Milwaukee at Boston College	ACCNE	7 p.m.
Youngstown State at Pitt	ACCNE	7 p.m.
Florida State	ESPN2	9 p.m.
Kentucky vs. Duke	ESPN	9:30 p.m.

THURSDAY, NOVEMBER 8

Chicago State at Notre Dame	ACCNE	7 p.m.
Nicholls State at Louisville	ACCNE	7 p.m.

FRIDAY, NOVEMBER 9

North Carolina at Elon	ESPN2	7 p.m.
Gardner-Webb at Virginia Tech	ACCNE	7 p.m.
Lehigh at Miami	ACCNE	7 p.m.
N.C. Central at Clemson	ACCNE	7 p.m.
VMI at Pitt	ACCNE	7 p.m.
Lamar at Georgia Tech	ACCNE	7:30 p.m.

SATURDAY, NOVEMBER 10

UMES at NC State	RSN	Noon
N.C. A&T at Wake Forest	ACCNE	2 p.m.
Morehead State at Syracuse	ACCNE	7 p.m.

SUNDAY, NOVEMBER 11

Army at Duke	ESPN	1 p.m.
St. Francis (N.Y.) at Boston College	ACCNE	1 p.m.
George Washington at Virginia	ACCNE	2 p.m.
Florida State at Tulane	ESPN3	7 p.m.

MONDAY, NOVEMBER 12

Stanford at North Carolina	ESPN2	7 p.m.
Troy at Pitt	ACCNE	7 p.m.

TUESDAY, NOVEMBER 13

Southern at Louisville	ACCNE	7 p.m.
Stephen F. Austin at Miami	ESPN2	7 p.m.
UNC-Asheville at NC State	ACCNE	7 p.m.
Georgia Tech at Tennessee	ESPN2	9 p.m.

WEDNESDAY, NOVEMBER 14

Eastern Michigan at Duke	RSN	7 p.m.
IUPUI at Boston College	ACCNE	7 p.m.
Radford at Notre Dame	ACCNE	7 p.m.
Sam Houston State at Clemson	ACCNE	7 p.m.

THURSDAY, NOVEMBER 15

Ball State vs. Virginia Tech	ESPN2	11:30 a.m.
Saint Joseph's vs. Wake Forest	ESPN2	11:30 a.m.
Connecticut vs. Syracuse	ESPN2	7 p.m.
Central Arkansas at Pitt	ACCNE	7 p.m.

FRIDAY, NOVEMBER 16

Coppin State at Virginia	ACCNE	7 p.m.
Vermont at Louisville	ACCNE	7 p.m.
Tennessee Tech at North Carolina	RSN	7 p.m.
Alabama/Northeastern vs. Virginia Tech	ESPN2/U	TBD
UCF/Cal State Fullerton vs. Wake Forest	ESPN2/U	TBD
Oregon/Iowa vs. Syracuse	ESPN2	TBD
East Carolina at Georgia Tech	ACCNE	7:30 p.m.

SATURDAY, NOVEMBER 17

William & Mary at Notre Dame	ACCNE	Noon
North Alabama at Pitt	ACCNE	Noon
Maine at NC State	ACCNE	2:00
Bethune-Cookman at Miami	ACCNE	2 p.m.

SUNDAY, NOVEMBER 18

TBD vs. Virginia Tech	ESPN2/U/3	TBD
TBD vs. Wake Forest	ESPN2/U/3	TBD

MONDAY, NOVEMBER 19

Akron vs. Clemson	ACCNE	11 a.m.
San Diego State vs. Duke	ESPN2	5 p.m.
Canisius at Florida State	ACCNE	7 p.m.
St. Francis, Pa. at North Carolina	ACCNE	8 p.m.
Wyoming vs. Boston College	FS1	9 p.m.

TUESDAY, NOVEMBER 20

St. Peter's at NC State	RSN	7 p.m.
Duquesne at Notre Dame	ACCNE	7 p.m.
Auburn/Xavier vs. Duke	ESPN/2	TBD
Georgia/Illinois State vs. Clemson	TBD	TBD

WEDNESDAY, NOVEMBER 21

St. Louis vs. Pitt	ACCNE	Noon
Tennessee vs. Louisville	ESPN2	5 p.m.
Loyola, Chicago/Richmond vs. Boston College	FS1	5/7:30 p.m.
Colgate at Syracuse	ACCNE	7 p.m.
Texas-Rio Grande Valley at Georgia Tech	ACCNE	7:30 p.m.
Middle Tennessee vs. Virginia	ESPN2	9:30 p.m.

TBD vs. Duke	ESPN/2/U	TBD
Clemson vs. TBD	TBD	TBD

THURSDAY, NOVEMBER 22

LaSalle vs. Miami	ESPN2	2:30 p.m.
Texas vs. North Carolina	FS1	7:30 p.m.
Butler/Dayton vs. Virginia	ESPN2/U	TBD
UAB vs. Florida State	ESPN2/U	TBD

FRIDAY, NOVEMBER 23

Houston Baptist at Wake Forest	ACCNE	2 p.m.
Prairie View A&M at Georgia Tech	ACCNE	4 p.m.
Fresno State/Northwestern vs. Miami	ESPN2/U	2/4:30 p.m.
Kansas/Marquette vs. Louisville	ESPN2	7/9 p.m.
Michigan State/UCLA vs. North Carolina	FOX	4/6:30 p.m.
Charleston/LSU vs. Florida State	ESPN2/U/3	TBD
TBD vs. Virginia	TBD	TBD

SATURDAY, NOVEMBER 24

DePaul at Notre Dame	ACCNE	Noon
St. Francis (Pa.) at Virginia Tech	ACCNE	1 p.m.
Mercer at NC State	ACCNE	2 p.m.

SUNDAY, NOVEMBER 25

TBD vs. Florida State	ESPN/2/U	TBD
TBD vs. Miami	ESPN2/U/3	TBD

MONDAY, NOVEMBER 26

Nebraska at Clemson	ESPN2	7 p.m.
Minnesota at Boston College	ESPN2	9 p.m.

TUESDAY, NOVEMBER 27

Illinois at Notre Dame	ESPN2/U	7 p.m.
Virginia Tech at Penn State	ESPN2/U	7 p.m.
Michigan State at Louisville	ESPN	7:30 p.m.
NC State at Wisconsin	ESPN2	9 p.m.
Pitt at Iowa	ESPN2	9 p.m.
Indiana at Duke	ESPN	9:30 p.m.
Western Carolina at Wake Forest	ACCNE	7 p.m.

WEDNESDAY, NOVEMBER 28

Rutgers at Miami	ESPN2	7 p.m.
Syracuse at Ohio State	ESPN2	7 p.m.
Virginia at Maryland	ESPN2	7 p.m.
Georgia Tech at Northwestern	ESPN2	9 p.m.
Purdue at Florida State	ESPN2	9 p.m.
North Carolina at Michigan	ESPN	9 p.m.

THURSDAY, NOVEMBER 29

Sacred Heart at Boston College	ACCNE	7 p.m.
--------------------------------	-------	--------

FRIDAY, NOVEMBER 30

Duquesne vs. Pitt	ACCNE	7 p.m.
-------------------	-------	--------

SATURDAY, DECEMBER 1

St. John's vs. Georgia Tech	ESPN2	Noon
Louisville at Seton Hall	FOX	Noon
Central Connecticut State at Virginia Tech	ACCNE	1 p.m.
Vanderbilt vs. NC State	ESPN2	5 p.m.
Stetson at Duke	ESPN2	7 p.m.
Yale vs. Miami	ESPN3	7:30 p.m.
Wake Forest at Richmond	NBCSN	7:30 p.m.
Cornell at Syracuse	ESPN2	8 p.m.

MONDAY, DECEMBER 3

Morgan State at Virginia	ACCNE	7 p.m.
Niagara at Pitt	ACCNE	7 p.m.
Troy at Florida State	RSN	8 p.m.

TUESDAY, DECEMBER 4

Oklahoma vs. Notre Dame	ESPN	7 p.m.
Providence at Boston College	ESPN2	7 p.m.
Northeastern at Syracuse	ACCNE	7 p.m.
St. Peter's at Clemson	ACCNE	7 p.m.
Miami at Penn	ESPN+	7 p.m.

WEDNESDAY, DECEMBER 5

Hartford at Duke	ESPN2	7 p.m.
Central Arkansas at Louisville	ACCNE	7 p.m.
VMI at Virginia Tech	ACCNE	7 p.m.
Western Carolina at NC State	ACCNE	7 p.m.
UNCW at North Carolina	ESPN2	9 p.m.

THURSDAY, DECEMBER 6

Charlotte at Wake Forest	ACCNE	7 p.m.
--------------------------	-------	--------

SATURDAY, DECEMBER 8

Pitt at West Virginia	ESPN2	Noon
Louisville at Indiana	FOX	2:30 p.m.
Georgetown at Syracuse	ESPN	3:30 p.m.
Mississippi State vs. Clemson	ESPN2	4 p.m.
Yale at Duke	ESPN	5:30 p.m.
Boston College at Texas A&M	SECN	6 p.m.
Connecticut vs. Florida State	ESPN2	6:30 p.m.
Notre Dame at UCLA	ESPN2	10:30 p.m.

SUNDAY, DECEMBER 9

South Carolina State at Virginia Tech	ACCNE	1 p.m.
VCU at Virginia	RSN	1:30 p.m.
Florida A&M at Georgia Tech	ACCNE	2 p.m.

WEDNESDAY, DECEMBER 12

Columbia at Boston College	ACCNE	7 p.m.
Lipscomb at Louisville	RSN	7 p.m.

SATURDAY, DECEMBER 15

Old Dominion at Syracuse	RSN	Noon
Purdue vs. Notre Dame	CBS	1:30 p.m.
Penn State vs. NC State	ESPN2	2 p.m.
UMES at Pitt	RSN	2 p.m.
Radford at Clemson	ACCNE	3 p.m.
Kent State at Louisville	RSN	4 p.m.
Gonzaga at North Carolina	ESPN2	7 p.m.
Washington vs. Virginia Tech	ESPN2	7 p.m.

SUNDAY, DECEMBER 16

Fairfield at Boston College	ACCNE	1 p.m.
-----------------------------	-------	--------

MONDAY, DECEMBER 17

Davidson at Wake Forest	ESPN2	7 p.m.
Southeast Missouri at Florida State	ACCNE	7 p.m.
Gardner-Webb at Georgia Tech	ACCNE	7:30 p.m.

TUESDAY, DECEMBER 18

Princeton at Duke	ESPN2	6 p.m.
Binghamton at Notre Dame	ACCNE	7 p.m.
Charleston Southern at Clemson	ACCNE	7 p.m.
Buffalo at Syracuse	ESPN2	8 p.m.

WEDNESDAY, DECEMBER 19

Auburn at NC State	ESPN2	7 p.m.
Houston Baptist at Miami	ACCNE	7 p.m.
North Carolina A&T at Virginia Tech	ACCNE	7 p.m.
North Florida at Florida State	ACCNE	7 p.m.
Virginia at South Carolina	SECN	7 p.m.
Georgia Tech at Arkansas	SECN	9 p.m.

THURSDAY, DECEMBER 20

Texas Tech vs. Duke	ESPN2	7 p.m.
Jacksonville at Notre Dame	ACCNE	7 p.m.
New Orleans at Pitt	ACCNE	7 p.m.

FRIDAY, DECEMBER 21

Robert Morris at Louisville	ACCNE	7 p.m.
-----------------------------	-------	--------

SATURDAY, DECEMBER 22

Georgia at Georgia Tech	ESPN2	Noon
Wake Forest at Tennessee	ESPN2	Noon
USC-Upstate at NC State	RSN	Noon
Clemson at South Carolina	ESPN2	2 p.m.
Florida Atlantic at Miami	ACCNE	2 p.m.
Arkansas State at Syracuse	RSN	2 p.m.
William & Mary at Virginia	ACCNE	2 p.m.
St. Louis vs. Florida State	FSS/FS2	2:30 p.m.
Boston College at DePaul	FS1	3:30 p.m.
Kentucky vs. North Carolina	CBS	5:15 p.m.

FRIDAY, DECEMBER 28

Kennesaw State at Georgia Tech	ACCNE	4 p.m.
Loyola (Md.) at NC State	ACCNE	7 p.m.
UMES at Virginia Tech	ACCNE	7 p.m.

SATURDAY, DECEMBER 29

Davidson at North Carolina	ESPN2	Noon
Coppin State at Notre Dame	ACCNE	Noon
Kentucky at Louisville	ESPN2	2 p.m.
Gardner-Webb at Wake Forest	ACCNE	2 p.m.
Colgate at Pitt	ACCNE	4 p.m.
Campbell at Miami	RSN	4 p.m.
St. Bonaventure at Syracuse	ESPN2	12/24 p.m.

SUNDAY, DECEMBER 30

Lipscomb at Clemson	RSN	3 p.m.
---------------------	-----	--------

MONDAY, DECEMBER 31

Hartford at Boston College	ACCNE	1 p.m.
Marshall at Virginia	RSN	1 p.m.

TUESDAY, JANUARY 1

Notre Dame at Virginia Tech	ESPN2	1 p.m.
Winthrop at Florida State	ACCNE	2 p.m.

WEDNESDAY, JANUARY 2

Harvard at North Carolina	ESPN2/U	7 p.m.
Cornell at Wake Forest	ACCNE	7 p.m.
USC-Upstate at Georgia Tech	ACCNE	7:30 p.m.

THURSDAY, JANUARY 3

NC State at Miami	ESPN/U	7 p.m.
-------------------	--------	--------

SATURDAY, JANUARY 5


Boston College at Virginia Tech	RSN	Noon
North Carolina at Pitt	Raycom	Noon



ACC COMPOSITE SCHEDULE

Syracuse at Notre Dame Wake Forest at Georgia Tech Florida State at Virginia Clemson at Duke	Raycom Noon RSN 2 p.m. ESPN2 3 p.m. ESPN 2/8 p.m.	SUNDAY, FEBRUARY 3 Wake Forest at Clemson	ESPNU Noon	Notre Dame at Louisville Boston College at Georgia Tech	CBS 1:30 p.m. ESPNU 6 p.m.
SUNDAY, JANUARY 6 Miami at Louisville	ESPNU 6 p.m.	MONDAY, FEBRUARY 4 Louisville at Virginia Tech	ESPN 7 p.m.	MONDAY, MARCH 4 Virginia at Syracuse	ESPN 7 p.m.
TUESDAY, JANUARY 8 Duke at Wake Forest North Carolina at NC State	ESPN/2 7 p.m. ESPN/2 9 p.m.	TUESDAY, FEBRUARY 5 Boston College at Duke Pitt at Wake Forest Florida State at Syracuse NC State at North Carolina	ESPN/2 7 p.m. ESPNU 7 p.m. Raycom 8 p.m. Raycom 8 p.m.	TUESDAY, MARCH 5 Virginia Tech at Florida State Wake Forest at Duke Pitt at Miami North Carolina at Boston College	ESPN2/U 7 p.m. ESPN/2 7 p.m. Raycom 8 p.m. Raycom 8 p.m.
WEDNESDAY, JANUARY 9 Virginia Tech at Georgia Tech Clemson at Syracuse Louisville at Pitt Virginia at Boston College Miami at Florida State	RSN 7 p.m. Raycom 8 p.m. Raycom 8 p.m. ESPN2/U 9 p.m. RSN 9 p.m.	WEDNESDAY, FEBRUARY 6 Clemson at Georgia Tech Notre Dame at Miami	RSN 7 p.m. ESPN2/U 7 p.m.	WEDNESDAY, MARCH 6 Georgia Tech at NC State Clemson at Notre Dame	RSN 9 p.m. ESPN2/U 9 p.m.
SATURDAY, JANUARY 12 Boston College at Notre Dame Virginia at Clemson Louisville at North Carolina Pitt at NC State Duke at Florida State Wake Forest at Miami Georgia Tech at Syracuse	RSN Noon Raycom Noon ESPN/2 Noon Raycom Noon ESPN 2 p.m. RSN 2 p.m. ESPN/2 6 p.m.	SATURDAY, FEBRUARY 9 Virginia Tech at Clemson Miami at North Carolina Boston College at Syracuse NC State at Pitt Louisville at Florida State Duke at Virginia	ESPN/2/U Noon Raycom Noon Raycom 2 p.m. Raycom 2 p.m. ESPN/2/U 4 p.m. ESPN/2 6 p.m.	FRIDAY, MARCH 8 Miami at Virginia Tech	ESPN2 7 p.m.
MONDAY, JANUARY 14 Syracuse at Duke Florida State at Pitt	ESPN/U 7 p.m. ESPN/U 7 p.m.	SUNDAY, FEBRUARY 10 Georgia Tech at Notre Dame	ESPNU 6 p.m.	SATURDAY, MARCH 9 Syracuse at Clemson Florida State at Wake Forest Notre Dame at Pitt NC State at Boston College Louisville at Virginia Duke at North Carolina	CBS Noon Raycom Noon Raycom Noon RSN 2 p.m. ESPN/2 4/6/8 p.m. ESPN 6/8 p.m.
TUESDAY, JANUARY 15 NC State at Wake Forest Virginia Tech at Virginia Notre Dame at North Carolina	Raycom 8 p.m. Raycom 8 p.m. ESPN 9 p.m.	MONDAY, FEBRUARY 11 Virginia at North Carolina	ESPN 7 p.m.	NEW YORK LIFE ACC TOURNAMENT SPECTRUM CENTER, CHARLOTTE, N.C.	
WEDNESDAY, JANUARY 16 Boston College at Louisville Georgia Tech at Clemson	RSN 7 p.m. RSN 9 p.m.	TUESDAY, FEBRUARY 12 Pitt at Boston College Duke at Louisville	ESPNU 7 p.m. ESPN/2 9 p.m.	TUESDAY, MARCH 12 (FIRST ROUND) Game #1 Game #2 Game #3	ESPN2/RSN Noon ESPN2/RSN 2 p.m. ESPNU/RSN 7 p.m.
SATURDAY, JANUARY 19 North Carolina at Miami NC State at Notre Dame Pitt at Syracuse Louisville at Georgia Tech Wake Forest at Virginia Tech Virginia at Duke	ESPN/2 Noon Raycom 2 p.m. RSN 2 p.m. Raycom 4 p.m. RSN 4 p.m. ESPN/2 2p/4p/6 p.m.	WEDNESDAY, FEBRUARY 13 Clemson at Miami Wake Forest at Florida State Georgia Tech at Virginia Tech Syracuse at NC State	ESPN2/U 7 p.m. RSN 7 p.m. Raycom 8 p.m. Raycom 8 p.m.	WEDNESDAY, MARCH 13 (SECOND ROUND) Game #4 Game #5 Game #6 Game #7	ESPN/RSN Noon ESPN/RSN 2 p.m. ESPN2/RSN 7 p.m. ESPN2/RSN 9 p.m.
SUNDAY, JANUARY 20 Florida State at Boston College	ESPNU Noon	SATURDAY, FEBRUARY 16 Clemson at Louisville North Carolina at Wake Forest Florida State at Georgia Tech Notre Dame at Virginia Virginia Tech at Pitt NC State at Duke	ESPN/2/U Noon Raycom Noon Raycom 2 p.m. Raycom 2 p.m. RSN 4:30 p.m. ESPN/2 4p/6 p.m.	THURSDAY, MARCH 14 (QUARTERFINALS) Game #8 Game #9 Game #10 Game #11	ESPN/RSN 12:30 p.m. ESPN/RSN 2:30 p.m. ESPN/RSN 7:00 p.m. ESPN/RSN 9:00 p.m.
MONDAY, JANUARY 21 Virginia Tech at North Carolina	ESPN 7 p.m.	SUNDAY, FEBRUARY 17 Miami at Boston College	ESPNU 6 p.m.	FRIDAY, MARCH 15 (SEMIFINALS) Game #12 Game #13	ESPN2/ACCN 7 p.m. ESPN2/ACCN 9 p.m.
TUESDAY, JANUARY 22 Clemson at Florida State Notre Dame at Georgia Tech Wake Forest at Virginia Duke at Pitt	ESPN/2/U 7 p.m. RSN 7 p.m. RSN 9 p.m. ESPN/U 9 p.m.	MONDAY, FEBRUARY 18 Virginia at Virginia Tech	ESPN 7 p.m.	SATURDAY, MARCH 16 (FINALS) Game #14	ESPN/ACCN 8:30 p.m.
THURSDAY, JANUARY 24 NC State at Louisville Miami at Syracuse	Raycom 8 p.m. Raycom 8 p.m.	TUESDAY, FEBRUARY 19 Wake Forest at Notre Dame Florida State at Clemson	ESPN2/U 7 p.m. ESPN/2/U 9 p.m.		
SATURDAY, JANUARY 26 Georgia Tech at Duke Virginia at Notre Dame Pitt at Louisville Clemson at NC State Boston College at Wake Forest Syracuse at Virginia Tech	Raycom Noon CBS 1 p.m. Raycom 2 p.m. Raycom 2 p.m. RSN 4 p.m. ESPN2 8 p.m.	WEDNESDAY, FEBRUARY 20 Boston College at NC State Louisville at Syracuse North Carolina at Duke Pitt at Georgia Tech	RSN 7 p.m. ESPN 7 p.m. ESPN/RSN 9 p.m. RSN 9 p.m.		
SUNDAY, JANUARY 27 Florida State at Miami	ESPNU 6 p.m.	SATURDAY, FEBRUARY 23 Virginia at Louisville Boston College at Clemson Georgia Tech at Miami Florida State at North Carolina Virginia Tech at Notre Dame Duke at Syracuse	Raycom Noon RSN Noon RSN 2 p.m. CBS 3:45 p.m. ESPN/2/U 4 p.m. ESPN/2 6/8 p.m.		
MONDAY, JANUARY 28 Duke at Notre Dame	ESPN 7 p.m.	SUNDAY, FEBRUARY 24 Wake Forest at NC State	ESPNU 6 p.m.		
TUESDAY, JANUARY 29 North Carolina at Georgia Tech Virginia at NC State Pitt at Clemson	RSN 7 p.m. ESPN/2 7 p.m. ESPNU 9 p.m.	MONDAY, FEBRUARY 25 Notre Dame at Florida State	ESPN 7 p.m.		
WEDNESDAY, JANUARY 30 Virginia Tech at Miami Syracuse at Boston College Louisville at Wake Forest	ESPN2/U 7 p.m. Raycom 8 p.m. Raycom 8 p.m.	TUESDAY, FEBRUARY 26 Miami at Wake Forest Duke at Virginia Tech Syracuse at North Carolina	RSN 7 p.m. ESPN/RSN 7/9 p.m. ESPN/RSN 7/9 p.m.		
SATURDAY, FEBRUARY 2 Georgia Tech at Florida State Virginia Tech at NC State St. John's at Duke Notre Dame at Boston College Miami at Virginia Syracuse at Pitt North Carolina at Louisville	RSN Noon Raycom Noon ESPN/2 Noon RSN 2 p.m. Raycom 2 p.m. ESPN2/U 6 p.m. ESPN/2 2p/4p/6 p.m.	WEDNESDAY, FEBRUARY 27 Clemson at Pitt Georgia Tech at Virginia Louisville at Boston College	RSN 7 p.m. ESPN2/U 7 p.m. RSN 9 p.m.		
		SATURDAY, MARCH 2 NC State at Florida State Syracuse at Wake Forest Pitt at Virginia Miami at Duke North Carolina at Clemson	ESPN/2 Noon Raycom Noon Raycom 2 p.m. CBS 4 p.m. ESPN/2 4/6 p.m.		
		SUNDAY, MARCH 3			


TV & RADIO ROSTER



#0 CLYDE TRAPP
G • 6-4 • 196 • Jr.
Eastover, S.C.




#1 JONATHAN BAEHRE
F • 6-10 • 209 • RSr.
Wiesbaden, Germany



#2 AL-AMIR DAWES
G • 6-2 • 180 • Fr.
Newark, N.J.



#3 CHASE HUNTER
G • 6-3 • 200 • Fr.
Atlanta, Ga.



#4 NICK HONOR
G • 5-10 • 205 • So.
Orlando, Fla.



#5 HUNTER TYSON
F • 6-8 • 211 • So.
Monroe, N.C.



#10 CURRAN SCOTT
G • 6-4 • 205 • Gr.
Edmond, Okla.



#11 PARKER FOX
G • 6-6 • 202 • So.
Reno, Nev.




#12 ALEX HEMENWAY
F • 6-3 • 180 • Fr.
Newburgh, Ind.



#13 TEVIN MACK
F • 6-6 • 227 • Gr.
Columbia, S.C.



#15 JOHN NEWMAN III
G • 6-5 • 197 • So.
Greensboro, N.C.



#20 O'NEIL MCBRIDE
F • 6-7 • 195 • Fr.
Myrtle Beach, S.C.



#21 KHAVON MOORE
F • 6-8 • 217 • So.
Macon, Ga.



#25 AAMIR SIMMS
F • 6-7 • 240 • Jr.
Palmyra, Va.



#32 PAUL GRINDE
F/C • 6-10 • 300 • Gr.
Virginia Beach, Va.



#55 TREY JEMISON
C • 7-0 • 256 • So.
Birmingham, Ala.



BRAD BROWNELL
Head Coach
10th Season at Clemson



DICK BENDER
Assistant Coach
8th Season at Clemson



ANTONIO REYNOLDS DEAN
Assistant Head Coach
3rd Season at Clemson




ANTHONY GOINS
Assistant Coach
1st Season at Clemson

MEET THE PLAYERS



AAMIR SIMMS

PAUL GRINDE



GRADUATE • FORWARD/CENTER
6-10 • 285
#32 • VIRGINIA BEACH, VA.
CAPE HENRY COLLEGIATE SCHOOL
VASSAR COLLEGE



2018-19 (VASSAR COLLEGE)

- » Finished with a solid senior season, playing and starting all 25 games.
- » Second for the Brewers with 14.1 points a game.
- » Led the team with 6.9 rebounds a game.
- » Became the 17th player in program history to reach 1,000 points with a career-high 29 points against Hobart on Feb. 15. Posted a career-best seven assists that game Ranks sixth on the all-time rebounding list with 569 boards.
- » One of just four players in program history with 1,000 points and 500 rebounds.

2017-18 (VASSAR COLLEGE)

- » Returned strong from a 2016-2017 season ending injury for a stellar junior campaign.
- » Started in 25 games.
- » Recorded 372 points on the year, leading the team in field goals with 146.
- » Second in conference in FG% (.559).
- » Averaged 14.3 points per game.
- » Scored more than 20 points 3 times, recording season-high 28 points against Bard (1/20/18).
- » Led Brewers in rebounds, with 212.
- » Fifth in Liberty League in rebounds (8.2 per game) Matched career high 18 rebounds against Ithaca (2/17/18).
- » Three-time Liberty League Honor Roll selection in February

2015-16 (VASSAR COLLEGE)

- » The dominant freshman proved to be a defensive and offensive force, earning him a starting spot in all 25 games in which he played.
- » He led the Brewers in blocks (23) and rebounds (7.4 per game).
- » Shot 53.1 percent from the field while averaging 12.4 points per game.
- » Scored more than 20 four times and recorded five double-doubles.
- » Won the Rookie of the Week Award the week of January 18 and was named to the Liberty League All-Rookie Team Scored a career-high 22 points against Hamilton College (12-5-15).
- » Grabbed a career high 18 rebounds against Union College (1-16-16), while scoring 18 points as well.

PREP CAREER

- » Lettered four years in basketball.
- » Two-time captain and two time MVP.
- » Named All-League senior year.

- » Helped his team to regular season and conference tournament champions, Virginia Division I State Champions and a #3 ranking in the country by MaxPreps Also played football and lacrosse.
- » Was a member of the National Honor Society and Spanish Honor Society.

PERSONAL

- » Parents are Tom and Tonya Grinde.
- » Sister, Vista, is a member of the Vassar women's tennis team.



GRINDE'S CAREER HIGHS

Points:	29 vs. Hobart, 2/15/19
Field Goals Made:	10 vs. many (4), last vs. Hobart, 2/15/19
Field Goal Attempts:	19 vs. Union, 1/18/19
3-Pointers Made:	2 vs. many (5), last vs. Hobart, 2/15/19
3-Point Attempts:	4 at Clarkson, 1/4/19; 4 vs. Union, 1/18/19
Free Throws Made:	8 vs. Bard, 2/2/18; 8 vs. New Rochelle, 11/16/18
Free Throw Attempts:	13 vs. Hobart, 2/15/19
Rebounds:	18 vs. Union, 1/16/16; 18 at Ithaca, 2/17/18
Offensive Rebounds:	
Assists:	7 vs. Hobart, 2/15/19
Blocked Shots:	5 at St. Lawrence, 1/8/16
Steals:	3 at Rensselaer, 1/12/18; 3 vs. New Rochelle, 11/16/18
Minutes:	39 vs. Central (Iowa), 12/29/15

GRINDE'S CAREER STATISTICS

Year	GP-GS	Min/Avg	FG-FA	Pct	3FG-FA	Pct	FT-FTA	Pct	OR/Reb/Avg	A-T	BS-ST	Pf-D	Pts/Avg
2015-16*	25-25	636/25.4	113-213	.531	4-9	.444	79-117	.675	48/184/7.4	29-77	23-6	84-2	309/12.4
2016-17*													
2017-18*	26-25	713/27.4	146-261	.559	2-12	.167	78-130	.600	45/212/8.2	42-66	16-6	90-3	372/14.3
2018-19*	25-25	604/24.2	134-245	.547	16-33	.485	69-105	.657	57/173/6.9	46-67	18-15	72-1	353/14.1
Totals	76-75	1953/25.7	393-719	.547	22-54	.407	226-352	.642	150/569/7.5	117-210	57-27	246-6	1034/13.6

Note: * - Vassar College



PAUL GRINDE

GRINDE GAME BY GAME, 2015-16 (AT VASSAR)

Date	Opponent	Min	F-FGA	3-3A	FT-FA	Reb	A-T	B-S	PF	Pts
11-13	at New Paltz	25	5-10	0-0	4-6	13	0-2	3-0	3	14
11-20	vs. Ohio Northern	16	7-9	0-0	6-8	10	0-3	0-1	4	20
11-21	at Rochester	26	1-4	0-0	2-4	5	0-7	0-0	2	4
11-24	at Maritime (N.Y.)	25	4-7	1-1	5-10	4	1-3	0-2	4	14
12-2	at Trinity (Conn.)	22	3-11	0-0	1-1	9	0-1	0-0	2	7
12-5	Hamilton College	27	8-10	0-0	6-6	5	0-3	3-0	2	22
12-9	Southern Vermont	29	8-16	0-1	5-10	8	2-4	3-0	3	21
12-28	vs. Gustavus Adolphus	13	3-4	0-0	4-8	4	0-1	0-0	4	10
12-29	vs. Central (Iowa)	39	3-6	1-1	4-7	7	1-3	2-0	3	11
1-8	at St. Lawrence	29	5-8	0-0	5-8	8	0-8	5-1	3	15
1-9	at Clarkson	22	4-6	0-1	0-0	4	2-1	0-0	4	8
1-12	Rensselaer	DNP								
1-15	Skidmore	25	5-8	1-1	7-8	2	1-4	1-0	3	18
1-16	Union	29	7-13	0-1	4-6	18	5-4	1-0	3	18
1-22	at RIT	29	6-13	0-0	6-8	12	2-2	1-0	4	18
1-23	at Hobart	21	2-4	0-0	0-0	7	0-3	2-0	2	4
1-26	at Bard	27	0-4	0-0	3-4	5	3-2	0-1	4	3
1-29	Clarkson	19	3-6	0-0	0-0	3	3-1	0-0	4	6
1-30	St. Lawrence	32	9-14	0-0	0-0	9	2-4	1-0	4	18
2-5	Hobart	16	3-4	0-0	0-0	4	1-3	0-0	5	6
2-6	RIT	31	1-6	0-1	4-4	9	3-3	0-0	3	6
2-12	at Union	25	7-12	0-0	0-2	10	0-2	1-0	4	14
2-13	at Skidmore	35	7-11	0-1	6-7	8	1-3	0-0	4	20
2-17	Bard	21	5-10	0-0	0-0	3	0-4	0-0	5	10
2-21	at Rensselaer	27	3-7	0-0	3-4	10	1-3	0-0	2	9
2-24	at Skidmore	26	4-10	1-1	4-6	7	1-3	0-1	3	13
Totals		636	113-213	4-9	79-117	184	29-77	23-6	84	309

GRINDE'S GAME BY GAME, 2017-18 (AT VASSAR)


Date	Opponent	Min	F-FGA	3-3A	FT-FA	Reb	A-T	B-S	PF	Pts
11-18	at Rhodes	17	10-12	0-0	5-9	3	1-1	1-0	2	25
11-18	vs. LeTourneau	28	3-7	0-1	1-4	3	1-6	0-0	4	7
11-21	at SUNY New Paltz	31	7-16	0-3	3-4	9	1-3	0-0	3	17
11-28	Williams	23	4-7	0-0	1-2	7	1-2	1-0	3	9
12-1	Ithaca	14	2-4	0-0	0-2	2	0-2	0-0	3	4
12-2	Hobart	31	7-12	0-1	2-6	7	4-3	1-0	3	16
12-6	Wesleyan	29	6-11	1-1	2-5	6	2-4	1-1	4	15
12-29	at Catholic	24	5-8	0-1	3-5	6	0-4	1-0	5	13
12-30	vs. Marymount	34	7-10	0-0	4-4	12	4-2	3-0	3	18
1-5	Clarkson	32	5-11	0-2	5-8	13	2-1	0-0	4	15
1-6	St. Lawrence	33	7-8	0-0	4-6	3	1-3	0-0	3	18
1-9	Skidmore	20	2-4	0-0	0-0	4	2-4	0-0	4	4
1-12	at Rensselaer	29	2-5	0-0	2-4	6	0-2	1-3	3	6
1-13	at RIT	25	6-10	0-1	0-0	8	0-1	0-0	3	12
1-19	at Union	25	3-6	0-0	4-8	7	2-4	1-0	4	10
1-20	at Bard	25	5-9	0-0	3-4	10	1-1	0-0	5	13
1-26	at St. Lawrence	27	6-14	0-0	4-8	10	4-1	0-0	4	16
1-27	at Clarkson	27	6-11	0-0	4-6	8	1-4	1-1	1	16
2-2	Bard	28	10-18	0-0	8-10	15	1-2	1-0	4	28
2-3	Union	23	6-8	0-1	4-4	4	1-3	0-0	3	16
2-6	at Skidmore	33	6-9	0-0	2-3	6	4-2	0-1	4	14
2-9	RIT	31	8-11	0-0	1-3	13	1-3	1-0	4	17
2-10	Rensselaer	30	6-11	0-0	5-7	10	1-1	0-0	3	17
2-16	at Hobart	26	9-16	1-1	4-5	8	6-4	2-0	5	23
2-17	at Ithaca	33	4-12	0-0	4-8	18	0-2	1-0	2	12
2-20	at RIT	35	4-11	0-0	3-5	14	1-1	0-0	4	11
Totals		713	146-261	2-12	78-130	212	42-66	16-6	90	372



GRINDE'S GAME BY GAME, 2018-19 (AT VASSAR)

Date	Opponent	Min	F-FGA	3-3A	FT-FA	Reb	A-T	B-S	PF	Pts
11-16	New Rochelle	23	7-10	2-2	8-9	12	0-2	2-3	4	24
11-17	Penn State Abington	23	8-11	0-1	4-6	9	3-1	1-0	3	20
11-20	Mount St. Vincent	23	5-11	1-1	5-5	8	2-3	2-0	3	16
11-26	at FDU-Florham	18	2-9	0-1	0-0	7	0-4	0-1	4	4
11-30	at Ithaca	24	6-10	0-1	0-0	6	0-0	1-0	3	12
12-1	at Hobart	22	6-12	1-1	0-0	7	0-4	0-0	4	13
12-8	at Susquehanna	17	4-6	1-2	1-2	5	0-3	0-1	3	10
12-12	at Skidmore	27	6-9	0-1	1-4	4	1-3	2-1	1	13
12-29	vs. Anna Maria	27	3-8	0-1	5-6	9	4-2	3-2	3	11
12-30	at Utica	29	7-11	2-2	5-6	9	5-2	1-0	4	21
1-4	at Clarkson	24	5-9	2-4	3-4	7	1-3	0-0	0	15
1-5	at St. Lawrence	31	4-7	0-0	2-3	5	5-1	0-1	3	10
1-11	RPI	26	6-9	1-1	1-2	3	0-8	0-1	4	14
1-12	RIT	26	7-10	0-2	7-9	7	1-2	0-1	1	21
1-15	Skidmore	20	5-10	1-3	3-4	5	2-1	0-0	3	14
1-18	Union	31	10-19	2-4	2-2	7	1-2	1-0	3	24
1-19	Bard	19	5-13	0-1	0-0	6	0-1	0-1	3	10
1-25	St. Lawrence	22	8-10	0-0	0-2	6	5-3	2-1	3	16
1-26	Clarkson	18	3-5	0-0	2-4	3	1-4	0-0	3	8
2-1	at Bard	28	6-12	0-0	0-1	12	1-4	0-0	1	12
2-2	at Union	30	1-5	0-1	4-7	12	4-4	0-0	2	6
2-8	at RIT	25	3-8	0-1	3-4	7	1-3	1-0	2	9
2-9	at RPI	16	2-3	0-0	1-3	5	0-3	0-1	5	5
2-15	Hobart	35	10-17	2-2	7-13	3	7-2	2-1	3	29
2-16	Ithaca	20	5-11	1-1	5-9	9	2-2	0-0	4	16
Totals		604	134-245	16-33	69-105	173	46-67	18-15	72	353

TEVIN MACK



GRADUATE • GUARD/FORWARD

6-6 • 225

#13 • COLUMBIA, S.C.

DREHER HS

UNIVERSITY OF ALABAMA



CAREER ACCOLADES

- » Transferred from Alabama to Clemson for a graduate transfer for the 2019-20 season.
- » Finished fourth in scoring for the Crimson Tide (9.0 ppg) and third in double-digit scoring games (16).
- » Transferred from Texas to Alabama and sat out the 2017-18 season due to NCAA transfer rules.
- » Played in 48 games making 10 starts in his two seasons at Texas.
- » Finished with double-digit points 16 times, including three games of 20 or more points.
- » Led the team in 2016-17 in scoring average (14.8 ppg) and three-point percentage (.391) despite playing just 15 games.
- » Set career highs in scoring (27 points), field goals made and attempted (10-of-17) and minutes played (39) against Oklahoma State (1/4), while tying his season-high makes with four three-pointers.

AT ALABAMA (2018-19)

- » Ranked third on team in double-figure scoring games (16) and fourth in scoring average (9.0 ppg).
- » Went 10-of-16 from the field and 5-of-7 from beyond the arc for a season-high 25 points, to go along with six rebounds and two assists against Georgia (2/6).
- » Led all players with a season-high 22 points and set a new career high by knocking down six three-pointers (6-of-8) in the win over then-No. 13 Kentucky (1/5).
- » Went 4-of-6 from beyond the arc to lead all players with 21 points, while grabbing six boards against Ole Miss (3/14).
- » Exploded with a game high of 20 points, while adding two rebounds and an assist vs. Ball State (11/16).
- » Made his first start of the season against Georgia State (12/4) and finished with 12 points and one steal.
- » Went for 15 points, two rebounds, one assist, and one block at Baylor (1/26).
- » Led the team in points (14), blocks (1), and steals (2) at Texas A&M (2/19).
- » Went for 11 points and a rebound in front of hometown crowd at South Carolina (2/26).
- » Registered 13 points and five rebounds, while leading the team in threes (3) at Mississippi State (2/12).
- » Registered double-digits at Stephen F. Austin (12/30) with 12 points, two rebounds, one assist, and one steal. Scored 12 points to go along with six rebounds and a block against Arizona (12/9).
- » Led the team in rebounds (8), and blocks (3), while registering six points and one assist against then-No. 22 Mississippi State (1/29).
- » Collected seven points, three rebounds and one assist

vs. Northeastern (11/15).

- » Scored 10 points to go along with nine rebounds, two assists, and one steal against Texas A&M (1/12).
- » Dropped team-high 14 points, including going 3-of-5 from beyond the arc at Arkansas (3/9).
- » Dropped 10 points and pulled down six rebounds in his Alabama debut vs. Southern (11/6).
- » Finished the night with eight points, two assists, and two steals against Vanderbilt (2/23).
- » Added five points, one assist and four rebounds in 20 minutes of action vs. Wichita State (11/18).

» Recorded seven points, four rebounds and one block against Murray State (11/26).

- » Totaled four points, three rebounds, two assists, and one block against UCF (11/29).
- » Put up two points and two rebounds in 12 minutes off the bench against Appalachian State (11/11).

REDSHIRT SEASON (2017-18)

- » Transferred from Texas and sat out the season due to NCAA transfer rules.



MACK'S CAREER STATISTICS

Year	GP-GS	Min/Avg	FG-FA	Pct	3FG-FA	Pct	FT-FTA	Pct	OR/Reb/Avg	A-T	BS-ST	Pf-D	Pts/Avg
2015-16*	33-0	440/13.3	51-176	.290	34-114	.298	32-50	.640	19/66/2.0	11-18	9-8	42-0	168/5.1
2016-17*	15-10	470/31.3	79-172	.459	34-87	.391	30-51	.588	21/72/4.8	12-21	8-7	24-0	222/14.8
2017-18	REDSHIRT SEASON												
2018-19**	34/24	699/20.6	115-276	.417	48-144	.333	28-50	.560	30/113/3.3	28-48	16-11	56-0	306/9.0
Totals*	82/34	1609/19.6	245-624	.393	116-345	.336	90-151	.596	70/251/3.1	51-87	33-26	122-0	696/8.5

Note: * - University of Texas; ** - University of Alabama



TEVIN MACK

AT TEXAS (2015-17)

- » Played in 48 games making 10 starts in his two seasons at Texas.
- » Finished with double-digit points 16 times, including three games of 20 or more points.
- » Reached double-figures in points in 11 of his final 15 games with the Longhorns. Led the team in 2016-17 in scoring average (14.8 ppg) and three-point percentage (.391) despite playing just 15 games.
- » Shot .459 from the floor and led the team in minutes through the first 15 games (31.3).
- » Set career highs in scoring (27 points), field goals made and attempted (10-of-17) and minutes played (39) against Oklahoma State (1/4), while tying his season-high makes with four three-pointers.
- » Recorded his first double-double with 20 points and a career-best 12 rebounds against Arkansas (12/17).
- » Scored 18 points to lead the team against Northwestern (11/21).
- » Had a team-high 19 points against UT Arlington (11/29).
- » Playing against the Tide (12/2), he scored 11 points, all in the second half, grabbed seven rebounds and recorded two assists and one steal in what was his first collegiate start.
- » Scored a game-high 18 points at Michigan (12/6).
- » Led the team with 18 points, including 16 in the second half against Long Beach State (12/10).
- » Finished with 18 points in 21 minutes against UAB (12/21).
- » Scored 15 points at Iowa State (1/7) to go along with six rebounds.
- » Played in all 33 contests as a freshman in 2015-16 averaging 5.1 points per game.
- » Led all scorers with a season-high 20 points against Connecticut (12/29) to go along with a season-best six rebounds.
- » Finished with 17 points against UT-San Antonio (12/8).
- » Tied for the team lead with 18 points at Iowa State (2/13).
- » Scored his first points against Washington (11/14) where he finished with seven and added four rebounds.
- » Scored 14 against Iowa State (1/12) and added two assists.
- » Scored 10 points against West Virginia (2/16).
- » Had two assists and a block against Texas A&M (11/25).

- » Assisted twice against the Huskies (11/26).

PREP CAREER

- » Played at Dreher High School under head coach Jeff DiBattisto.
- » Was ranked the No. 48 overall prospect in the nation by ESPN, No. 51 by 247Sports and No. 61 by Rivals.com.
- » A two-time South Carolina 3A Player of the Year as a junior (2014) and senior (2015).
- » Averaged nearly 30 points and nine rebounds per game his senior season.
- » Led his team to an 18-7 record and the third round of the state playoffs for the second straight year.
- » Averaged 23 points and seven rebounds as a junior while shooting 38 percent from three-point range.

PERSONAL

- » Born May 1, 1997
- » Son of Paula Mack
- » Has one brother, Jermaine Washington and one sister, Tonya Mack

MACK'S CAREER HIGHS

Points:	27 vs. Oklahoma State, 1/4/17
Field Goals Made:	10 vs. many (2), last vs. Georgia, 2/6/19
Field Goal Attempts:	17 vs. many (2), last vs. Georgia, 2/6/19
3-Pointers Made:	6 vs. Kentucky, 1/5/19
3-Point Attempts:	12 at Iowa State, 2/13/16
Free Throws Made:	6 vs. Long Beach State, 12/10/16
Free Throw Attempts:	10 vs. Northwestern, 11/21/16
Rebounds:	12 vs. Arkansas, 12/17/16
Offensive Rebounds:	
Assists:	2 vs. many (12), last vs. Vanderbilt, 2/24/19
Blocked Shots:	3 vs. Mississippi State, 1/29/19
Steals:	2 vs. many (2), last vs. Vanderbilt, 2/24/19
Minutes:	39 vs. Oklahoma State, 1/4/17



MACK GAME BY GAME, 2015-16 (AT TEXAS)

Date	Opponent	Min	F-FGA	3-3A	FT-FA	Reb	A-T	B-S	PF	Pts
11-13	vs. Washington	17	1-12	0-4	5-6	4	0-1	0-0	4	7
11-21	Texas A&M-CC	16	0-6	0-4	0-0	1	0-0	0-0	1	0
11-25	vs. Texas A&M	13	1-4	1-3	5-6	3	2-1	1-0	0	8
11-26	vs. Washington	15	1-8	1-3	4-4	4	2-0	0-0	2	7
11-27	vs. Michigan	8	1-3	1-1	0-2	1	0-0	0-0	0	3
12-1	Texas-Arlington	9	2-5	1-4	0-0	0	1-1	1-0	0	5
12-4	Samford	15	1-5	1-5	0-0	3	0-2	1-0	1	3
12-8	UTSA	24	7-11	2-5	1-2	3	0-0	0-1	1	17
12-12	North Carolina	3	0-0	0-0	0-0	0	0-0	0-0	0	0
12-15	Appalachian State	14	0-4	0-1	0-0	3	1-0	0-0	0	0
12-19	at Stanford	14	3-8	1-4	0-1	3	0-0	0-0	1	7
12-29	UConn	23	6-13	5-9	3-4	6	0-2	1-0	1	20
1-2	at Texas Tech	29	3-10	3-9	0-0	4	0-2	0-1	4	9
1-5	Kansas State	9	1-5	1-4	1-3	2	0-1	0-0	1	4
1-9	at TCU	5	0-1	0-1	0-0	0	1-0	0-0	1	0
1-12	Iowa State	20	4-10	3-8	3-4	1	2-0	0-0	1	14
1-16	Oklahoma State	15	1-5	1-4	0-0	3	0-1	0-0	1	3
1-20	at West Virginia	20	2-5	1-3	0-1	4	0-0	0-1	0	5
1-23	at Kansas	9	0-3	0-3	0-0	0	0-1	1-0	3	0
1-26	TCU	10	1-2	0-0	0-3	3	0-1	0-1	3	2
1-30	Vanderbilt	14	1-3	1-3	0-0	1	0-0	0-1	2	3
2-1	at Baylor	7	0-2	0-2	2-2	1	0-0	1-0	0	2
2-6	Texas Tech	15	2-6	2-5	2-2	1	0-2	0-1	0	8
2-8	at Oklahoma	10	0-1	0-1	0-0	1	0-0	0-0	0	0
2-13	at Iowa State	27	6-15	5-12	1-2	5	0-1	0-1	3	18
2-16	West Virginia	12	3-6	1-3	3-4	1	1-0	0-1	3	10
2-20	Baylor	13	2-4	1-2	0-0	0	0-0	0-0	1	5
2-22	at Kansas State	12	0-6	0-2	0-0	3	0-1	1-0	2	0
2-27	Oklahoma	9	0-1	0-1	0-0	2	0-0	0-0	2	0
2-29	Kansas	12	1-3	1-2	1-2	1	0-0	1-0	2	4
3-4	at Oklahoma State	16	1-7	1-5	0-0	0	1-0	1-0	0	3
3-10	vs. Baylor (Big 12)	2	0-1	0-0	1-2	1	0-1	0-0	1	1
3-18	vs. Northern Iowa (NCAA)	2	0-1	0-1	0-0	1	0-0	0-0	0	0
Totals		439	51-176	34-114	32-50	66	11-18	9-8	41	168

TEVIN MACK

MACK GAME BY GAME, 2016-17 (AT TEXAS)

Date	Opponent	Min	F-FGA	3-3A	FT-FA	Reb	A-T	B-S	PF	Pts
11-14	Louisiana-Monroe	23	5-9	4-6	0-1	2	1-0	0-0	0	14
11-17	Eastern Washington	21	6-13	4-8	3-5	3	0-1	0-0	2	19
11-21	vs. Northwestern	29	5-9	3-5	5-10	4	0-1	1-1	2	18
11-22	vs. Colorado	29	1-6	1-6	0-0	2	1-3	1-0	0	3
11-29	Texas-Arlington	30	8-14	1-5	2-3	7	0-1	0-1	2	19
12-2	Alabama	37	5-12	1-3	0-1	7	2-2	0-1	1	11
12-6	at Michigan	37	5-11	3-6	5-6	5	1-2	0-1	2	18
12-10	Long Beach State	32	5-11	2-5	6-8	4	1-1	1-0	3	18
12-17	vs. Arkansas	38	7-16	4-8	2-7	12	1-2	0-0	1	20
12-21	Alabama-Birmingham	21	7-14	3-7	1-1	2	0-0	1-1	1	18
12-27	Kent State	28	2-8	0-4	0-0	4	2-2	0-1	2	4
12-30	at Kansas State	34	4-13	1-7	0-0	2	1-0	2-1	3	9
1-4	Oklahoma State	39	10-17	4-7	3-5	4	1-2	1-0	1	27
1-7	at Iowa State	34	6-13	2-6	1-2	6	1-2	1-0	2	15
1-11	TCU	38	3-6	1-3	2-2	9	0-2	0-0	2	9
Totals		470	79-172	34-86	30-51	73	12-21	8-7	24	222

MACK VS. 2019-20 OPPONENTS

Opponent	G-GS	Min	FG	3-PT	FT-FTA	Of-Rb	A-T	B-S	Pts	Avg
North Carolina	3	0-0	0-0	0-0	0-0	0-0	0-0	0-0	0	0.0
South Carolina	22	4-9	2-5	1-2	0-1	0-2	0-0	0-0	11	11.0




MACK GAME BY GAME, 2018-19 (AT ALABAMA)

Date	Opponent	Min	F-FGA	3-3A	FT-FA	Reb	A-T	B-S	PF	Pts
11-6	Southern	27	3-12	1-7	3-3	6	2-5	1-0	4	10
11-11	Appalachian State	12	1-4	0-2	0-0	2	1-0	0-0	0	2
11-15	vs. Northeastern	15	3-8	0-4	1-2	3	1-1	0-0	1	7
11-16	vs. Ball State	23	7-14	5-9	1-1	2	1-2	0-0	3	20
11-18	vs. Wichita State	20	2-6	1-3	0-0	4	1-0	0-0	2	5
11-26	Murray State	13	3-6	1-2	0-1	4	0-1	1-0	0	7
11-29	at UCF	14	2-6	0-4	0-0	3	2-0	1-0	1	4
12-4	Georgia State	19	5-9	1-5	1-2	1	0-0	0-1	2	12
12-9	Arizona	22	4-10	2-5	2-3	6	0-2	1-0	1	12
12-18	vs. Liberty	17	1-3	1-2	2-4	1	2-0	0-0	2	5
12-21	Penn State	23	3-6	2-4	3-4	4	0-3	0-0	2	11
12-30	at Stephen F. Austin	24	5-10	2-7	0-0	2	1-1	0-1	1	12
1-5	Kentucky	29	8-12	6-8	0-0	5	1-2	0-0	1	22
1-8	at LSU	19	3-8	0-3	0-0	2	0-0	0-0	0	6
1-12	Texas A&M	28	4-10	1-4	1-4	9	2-2	0-1	2	10
1-16	at Missouri	11	1-4	0-2	1-2	4	1-1	1-0	3	3
1-19	at Tennessee	7	0-4	0-2	0-0	1	1-0	0-0	1	0
1-22	Ole Miss	16	1-4	0-1	2-2	4	1-0	0-1	1	4
1-26	at Baylor	26	7-13	0-2	1-2	2	1-1	1-0	2	15
1-29	Mississippi State	22	3-7	0-2	0-2	8	1-1	3-0	2	6
2-2	at Auburn	17	1-2	1-1	0-0	3	0-4	1-0	2	3
2-6	Georgia	33	10-16	5-7	0-2	6	2-3	0-0	2	25
2-9	at Vanderbilt	20	2-10	1-5	0-0	4	1-0	1-0	1	5
2-12	at Mississippi State	25	5-13	3-9	0-0	5	2-5	0-0	2	13
2-16	Florida	24	1-8	0-5	2-3	4	0-0	1-0	0	4
2-19	at Texas A&M	28	6-10	1-4	1-1	2	1-2	1-2	2	14
2-23	Vanderbilt	18	2-5	2-5	2-2	1	2-1	0-2	3	8
2-26	at South Carolina	22	4-9	2-5	1-2	1	0-2	0-0	2	11
3-2	LSU	13	0-3	0-2	0-0	3	0-1	0-0	2	0
3-5	Auburn	27	4-10	2-7	0-0	2	1-2	2-1	2	10
3-9	at Arkansas	26	4-9	3-5	3-6	2	0-2	0-0	4	14
3-14	vs. Ole Miss (SEC)	28	8-13	4-6	1-2	6	0-3	0-0	1	21
3-15	vs. Kentucky (SEC)	17	0-7	0-2	0-0	1	0-0	0-2	1	0
3-20	Norfolk State (NIT)	14	2-5	1-3	0-0	0	0-1	1-0	1	5
Totals		699	115-276	48-144	28-50	113	28-48	16-11	56	306



CURRAN SCOTT



GRADUATE • GUARD
6-4 • 208
#10 • EDMOND, OKLA.
MEMORIAL HS
TULSA UNIVERSITY



2018-19 (AT TULSA)

- » Appeared in 32 games and made 26 starts as a redshirt senior.
- » Averaged 8.9 points and 2.5 rebounds per game.
- » Shot 40.7 percent from the floor and 39.4 percent from three.
- » 41 3-pointers led the team last season.
- » Averaged 10.2 points per game in AAC play.
- » Scored in double-figures on 13 occasions, including two 20-point outings.
- » Shot 44.4 percent from distance in league play.
- » Finished the season (last five games) averaging 15.8 points per contest.
- » Made at least two 3-pointers in 13 games.
- » Grabbed a season-high seven rebounds in the season opener against Alcorn State (Nov. 6).
- » Scored 14 points on 6-of-10 shooting and grabbed five rebounds against Kansas State (Dec. 8).
- » Netted first 20-point game of the season with 20 points against Memphis (Jan. 30) on 5-of-8 shooting and a perfect 2-for-2 from behind the arc – also finished 8-for-9 at the foul line against the Tigers.
- » Posted four-straight double-figure scoring games at Temple (15), against Tulane (19), against ECU (23) and at Memphis (13).
- » Scored season-high 23 points against ECU on 8-of-12 shooting and connected on 3-of-5 3-pointers – also posted five rebounds and four assists.

2017-18 (AT TULSA)

- » Appeared in 31 games and made eight starts during first season at Tulsa.
- » Averaged 5.9 points and 2.1 rebounds per game.
- » Shot 39.8 percent from the field, including 35.3 percent from distance.
- » Scored in double-figures on seven occasions.
- » Scored a season-high 17 points against Western Michigan (Nov. 16) on 4-of-7 shooting from the floor, including 2-for-4 from three – also finished 7-of-8 at the foul line against the Broncos.
- » Netted 16 points against UTSA (Nov. 28) – also finished 4-for-7 from the floor and 7-for-8 from the free throw line.
- » Made a three in 13 different games, including a season-high three makes at ECU (March 1) in a 12-point effort, finishing 3-for-4 from three and 4-for-6 from the field.
- » Season-high six made field goals in a 14-point effort against Temple (March 4) on 6-for-9 shooting from the floor, including adding a three and a free throw – also finished with a season-high seven rebounds (two

offensive).

2016-17 (AT TULSA)

- » Sat out the season due to NCAA Transfer Eligibility Rules.

2015-16 (AT CHARLOTTE)

- » Appeared in a career-high 33 games and made 18 starts as a freshman.
- » Averaged a career-best 10.5 points per game and added 2.3 boards per contest.

- » Totaled a career-high 44 assists and 122 free throw makes.

- » Averaged an impressive 43.9 percent (25-for-57) from three and shot 45.2 percent (100-for-221) from the field overall.

- » Netted double-figures on 17 occasions, including four 20-point games and a 30-point outing

- » Made double-digit free throws four times.

- » Made a 3-pointer in 14 different games.

- » Posted first career 20-point game with a 21-point effort against Furman (Nov. 19) on 4-for-8 shooting from the



SCOTT'S CAREER STATISTICS

Year	GP-GS	Min/Avg	FG-FA	Pct	3FG-FA	Pct	FT-FTA	Pct	OR/Reb/Avg	A-T	BS-ST	Pf-D	Pts/Avg
2015-16*	33-18	815/24.7	100-221	.452	25-57	.439	122-147	.830	11/76/2.3	44-55	1-17	72-2	347/10.5
2016-17													
2017-18**	31-8	461/14.9	53-133	.398	18-51	.353	58-69	.841	17/66/2.1	21-35	1-10	37-1	182/5.9
2018-19**	32-26	791/24.7	90-221	.407	41-104	.394	65-85	.765	12/79/2.5	35-40	0-9	40-0	286/8.9
Totals*	96/52	2067/21.5	243-575	.423	84-212	.396	245-301	.814	40/221/2.3	100-130	2-36	153-3	815/8.5

Note: * - University of Charlotte; ** - Tulsa University

CURRAN SCOTT

floor, 2-for-2 from three and a perfect 11-for-11 from the foul line.

» Scored 20 points on 7-for-10 shooting from the field against The Citadel (Dec. 29) – finished 6-for-10 at the foul line and added three assists, a block and a steal against the Bulldogs.

» Scored a career-high 30 points on 11-for-20 shooting from the floor, 3-for-6 from distance and 5-for-7 from the charity stripe in 37 minutes against UAB (Jan. 16). The 11 made field goals are a career-high and so are the 20 field goal attempts.

» Posted a then-season-high 12 made free throws in an 18-point effort against Marshall (Jan. 21) – finished 12-for-13 from the line.

» Hit double-digit free throws at Florida Atlantic (Jan. 30), finishing 10-for-12 in a 16-point outing.

» Knocked down a career-best four 3-pointers in a perfect 4-for-4 performance against Rice (Feb. 11).

» Netted two 20-point games in a three-game span.

» Scored 22 points against UTSA (Feb. 25) – finishing 4-for-8 from the floor and an ultra-impressive 13-for-15 from the charity stripe – the 13 made free throws are a career-best in a single game.

» Posted 20 points at Rice (March 3).

PREP CAREER

» Graduate of Memorial High School in Edmond, Okla.

» Averaged 21.9 points, 4.5 rebounds and 2.5 assists while shooting 50.0 percent from the field.

» Earned Oklahoma all-state honors as a senior.

» Ranked among the top-150 players in the nation by MaxPreps and Future150.com. Totaled more than 1,500 points in high school that included three years at Edmond Santa Fe High School.

» Earned three all-district honors and two first-team all-conference honors.

» Named the conference's Offensive Player of the Year as a junior.

PERSONAL

» Son of Kim and Shawn Scott.

» Born July 5, 1996 (turns 23 prior to 2019-20 season).

SCOTT VS. 2019-20 OPPONENTS

Opponent	G-GS	Min	FG	3-PT	FT-FTA	Of-Rb	A-T	B-S	Pts	Avg
Miami	27	2-5	0-2	5-8	0-1	2-1	0-0	9	9.0	
Syracuse	10	0-2	0-1	1-2	0-1	1-2	0-1	1	1.0	



SCOTT'S CAREER HIGHS

Points:	30 vs. UAB, 1/16/16
Field Goals Made:	11 vs. UAB, 1/16/16
Field Goal Attempts:	20 vs. UAB, 1/16/16
3-Pointers Made:	4 vs. Rice, 2/11/16; 4 vs. Tulane, 2/28/19
3-Point Attempts:	7 vs. Tulane, 2/28/19
Free Throws Made:	13 vs. UTSA, 2/25/16
Free Throw Attempts:	7 (many times), last vs. Alcorn State, 11/6/18
Offensive Rebounds:	3 at Cincinnati, 2/25/18; 3 vs. Memphis, 3/9/18
Assists:	8 vs. Rice, 3/9/16
Blocked Shots:	1 vs. The Citadel, 12/29/15; 1 vs. Illinois State, 11/19/17
Steals:	3 vs. South Florida, 2/18/18
Minutes:	39 vs. Middle Tennessee State, 1/14/16



SCOTT GAME BY GAME, 2015-16 (AT CHARLOTTE)

Date	Opponent	Min	F-FGA	3-3A	FT-FA	Reb	A-T	B-S	PF	Pts
11-13	Elon	19	1-4	0-2	2-3	4	0-1	0-0	0	4
11-16	at East Carolina	11	0-2	0-1	0-0	1	0-3	0-1	4	0
11-19	Furman	21	4-8	2-2	11-11	4	1-0	0-0	1	21
11-25	vs. Syracuse	10	0-2	0-1	1-2	1	1-2	0-1	1	1
11-26	vs. Michigan	16	2-7	0-0	2-2	1	1-0	0-1	0	6
11-27	vs. Washington	18	3-8	1-1	1-2	0	0-0	0-1	4	8
12-1	Davidson	18	2-4	0-1	6-7	3	1-2	0-1	2	10
12-5	at Miami	27	2-5	0-2	5-8	1	2-1	0-0	1	9
12-9	Campbell	27	2-7	0-1	2-2	3	0-2	0-0	3	6
12-19	Appalachian State	15	2-4	0-1	0-0	2	0-1	0-0	2	4
12-22	Georgetown	11	0-1	0-0	0-0	1	0-1	0-0	1	0
12-29	The Citadel	28	7-10	0-0	6-10	5	3-2	1-1	3	20
1-2	at Old Dominion	14	1-2	0-0	0-0	2	0-1	0-0	1	2
1-7	at Southern Miss	13	1-3	0-1	0-0	2	3-0	0-0	0	2
1-9	at Louisiana Tech	27	4-9	0-2	4-4	3	2-3	0-1	5	12
1-14	Middle Tennessee	39	4-6	1-1	7-8	3	2-2	0-1	0	16
1-16	UAB	37	11-20	3-6	5-7	4	0-1	0-0	1	30
1-21	Marshall	36	3-7	0-0	12-13	0	0-1	0-0	1	18
1-23	Western Kentucky	29	5-8	1-3	4-4	2	2-1	0-0	3	15
1-28	at FIU	23	2-7	0-2	3-4	1	1-2	0-1	2	7
1-30	at FAU	35	3-7	0-1	10-12	7	1-2	0-0	4	16
2-3	at NC A&T	23	2-3	2-3	2-2	3	0-5	0-0	3	8
2-6	Old Dominion	39	5-9	1-3	4-4	2	1-2	0-1	2	15
2-11	Rice	22	5-8	4-4	2-2	1	2-2	0-1	2	16
2-13	North Texas	31	4-6	2-2	5-6	3	3-4	0-2	0	15
2-18	at Marshall	22	2-7	0-2	4-6	4	0-3	0-0	3	8
2-20	at Western Kentucky	11	0-2	0-0	0-0	1	1-3	0-0	4	0
2-25	UTSA	34	4-8	1-1	13-15	2	0-0	0-2	3	22
2-27	UTEP	32	4-10	2-3	2-2	2	3-1	0-0	4	12
3-3	at Rice	34	8-15	2-4	2-2	3	3-2	0-1	0	20
3-5	at North Texas	30	2-8	1-2	5-6	2	2-2	0-0	5	10
3-9	vs. Rice (CUSA)	35	1-5	0-2	2-3	1	8-0	0-1	4	4
3-10	vs. Middle Tennessee (CUSA)	28	4-9	2-3	0-0	2	1-3	0-0	3	10
Totals		815	100-221	25-57	122-147	76	44-55	1-17	72	347



CURRAN SCOTT

SCOTT GAME BY GAME, 2017-18 (AT TULSA)

Date	Opponent	Min	F-FGA	3-3A	FT-FA	Reb	A-T	B-S	PF	Pts
11-10	Lamar	22	1-4	0-3	2-2	3	0-2	0-0	3	4
11-13	Oral Roberts	15	2-7	2-6	2-2	2	0-3	0-0	1	8
11-16	vs. Western Michigan	32	4-7	2-4	7-8	2	1-1	0-1	2	17
11-17	vs. Iowa State	26	3-9	1-2	0-0	2	2-0	0-0	2	7
11-19	vs. Illinois State	26	4-9	1-3	4-5	0	1-1	1-1	0	13
11-25	Central Arkansas	17	2-7	1-4	0-0	3	3-2	0-0	3	5
11-28	UTSA	18	4-7	1-2	7-8	3	1-1	0-0	1	16
12-2	at Illinois State	15	1-2	0-0	3-4	3	1-4	0-0	2	5
12-9	vs. Kansas State	10	1-2	0-0	1-2	0	0-1	0-0	2	3
12-14	Prairie View	9	0-2	0-1	0-0	2	0-2	0-0	0	0
12-16	Manhattan	16	1-3	0-1	6-7	3	0-2	0-0	1	8
12-19	at Oklahoma State	16	2-5	1-2	2-2	3	1-2	0-0	0	7
12-28	East Carolina	19	2-6	0-2	2-2	3	2-1	0-1	1	6
12-31	at Tulane	22	1-7	1-3	8-9	6	3-1	0-2	1	11
1-3	UConn	6	0-0	0-0	0-0	0	0-3	0-0	0	0
1-6	at Memphis	10	2-5	1-1	3-4	2	0-1	0-1	2	8
1-11	at Houston	8	0-1	0-0	0-0	1	0-0	0-1	0	0
1-13	Wichita State	8	1-2	0-0	0-0	0	0-1	0-0	0	2
1-17	at Temple	10	1-4	0-1	0-0	1	0-1	0-0	0	2
1-20	Memphis	6	0-0	0-0	0-0	2	0-0	0-0	0	0
1-28	at Wichita State	3	0-1	0-0	0-0	0	0-0	0-0	0	0
2-1	SMU	9	1-4	1-2	0-0	1	0-1	0-0	0	3
2-4	at South Florida	6	1-1	0-0	2-2	1	0-2	0-0	1	4
2-8	Tulane	5	0-1	0-1	0-0	0	0-1	0-0	1	0
2-15	at UConn	9	0-0	0-0	0-0	0	1-0	0-0	0	0
2-18	South Florida	16	3-5	1-3	4-5	0	0-1	0-3	5	11
2-21	UCF	11	1-3	0-1	0-0	3	1-0	0-0	1	2
2-25	at Cincinnati	20	3-7	1-1	2-2	3	0-1	0-0	2	9
3-1	at East Carolina	22	4-6	3-4	1-2	6	2-0	0-0	2	12
3-4	Temple	22	6-9	1-2	1-1	7	1-0	0-0	3	14
4-9	vs. Memphis (CUSA)	27	2-7	0-2	1-2	4	1-0	0-0	1	5
Totals		461	53-133	18-51	58-69	66	21-35	1-10	37	182



SCOTT GAME BY GAME, 2018-19 (AT TULSA)

Date	Opponent	Min	F-FGA	3-3A	FT-FA	Reb	A-T	B-S	PF	Pts
11-6	Alcorn State	23	0-5	0-2	1-2	7	2-2	0-2	1	1
11-10	South Carolina State	18	3-7	2-3	3-6	3	1-2	0-0	0	11
11-16	California Baptist	24	3-7	0-1	2-2	1	0-1	0-1	2	8
11-19	Little Rock	22	3-5	1-3	2-4	0	1-0	0-0	3	9
11-22	vs. Nevada	24	3-7	2-4	2-2	3	0-3	0-0	3	10
11-23	vs. Southern Illinois	25	2-6	1-3	6-6	3	2-1	0-0	2	11
11-27	UT Arlington	18	1-4	0-0	0-0	1	2-1	0-1	1	2
12-1	at Utah	17	1-3	0-0	0-0	1	0-0	0-0	2	2
12-5	Oklahoma State	27	3-11	1-5	0-0	3	0-2	0-0	2	7
12-8	Kansas State	28	6-10	1-4	1-2	5	1-3	0-0	1	14
12-13	New Orleans	27	2-5	0-2	0-0	4	1-3	0-0	3	4
12-16	vs. Dayton	27	2-4	0-1	4-4	2	1-2	0-0	1	8
12-22	at Oral Roberts	30	1-5	1-4	4-4	1	1-1	0-1	2	7
1-2	at Houston	13	0-3	0-1	0-2	0	1-0	0-0	1	0
1-5	South Florida	25	3-6	2-3	3-6	6	1-2	0-0	2	11
1-10	Cincinnati	34	3-9	3-3	0-0	4	1-3	0-1	3	9
1-12	at SMU	29	3-10	2-5	1-1	4	1-0	0-0	0	9
1-16	UConn	28	4-7	1-2	0-0	2	1-0	0-0	0	9
1-19	at UCF	16	2-2	2-2	0-0	1	0-1	0-0	2	6
1-24	at Cincinnati	28	4-8	2-6	0-2	2	1-0	0-0	2	10
1-27	Houston	7	0-3	0-1	0-0	1	0-0	0-0	0	0
1-30	Memphis	32	5-8	2-2	8-9	2	2-1	0-1	1	20
2-2	at Wichita State	27	3-7	3-6	2-2	2	0-3	0-0	1	11
2-9	Temple	26	3-6	1-2	1-2	3	2-2	0-1	0	8
2-14	at Tulane	31	3-9	2-6	4-4	2	4-1	0-0	1	12
2-17	at East Carolina	26	1-2	1-2	1-2	2	0-2	0-0	1	4
2-20	Wichita State	19	0-6	0-2	4-4	2	0-0	0-0	0	4
2-23	at Temple	28	3-9	2-6	7-7	3	0-1	0-1	2	15
2-28	Tulane	29	7-10	4-7	1-2	4	3-0	0-0	1	19
3-3	East Carolina	30	8-12	3-5	4-6	5	4-3	0-0	0	23
3-9	at Memphis	31	4-14	1-5	4-4	0	1-0	0-0	2	13
3-14	vs. SMU (CUSA)	22	4-11	1-6	0-0	0	1-0	0-0	2	9
Totals		791	90-221	41-104	65-85	79	35-40	0-9	44	286



JONATHAN BAEHRE



JUNIOR • FORWARD
6-10 • 214
#1 • WIESBADEN, GERMANY
WILKINSON COUNTY HS
UNC ASHEVILLE



2018-19

» Sat out season due to NCAA transfer rules.

2017-18 (AT UNC ASHEVILLE)

- » Appeared in all 34 games, while making 21 starts.
- » Averaged 7.4 points, 4.6 rebounds and 1.8 blocks per game as a sophomore.
- » Averaged 1.8 blocks per contest was third-best in the Big South Conference.
- » Scored in double-figures on 10 occasions.
- » Finished top-20 in the Big South in offensive rebounds (1.6) and rebounding (4.6).
- » Finished the season with three double-doubles.
- » Was strong in a NIT loss to USC, finishing with 28 points and 14 rebounds.
- » Posted 16 points and 13 rebounds in the Bulldogs' conference title clinching win over Winthrop.
- » Posted 13 points and 10 rebounds against Milligan on Dec. 10.

2016-17 (AT UNC ASHEVILLE)

- » Appeared in 11 games as a freshman.
- » Averaged 2.1 points and 1.5 rebounds per contest.
- » Played in a season-high 17 minutes against Presbyterian on Feb. 15.
- » Scored season-high five points against Campbell on Feb. 18.
- » Grabbed a season-high six rebounds against Longwood on Feb. 11.

PREP CAREER

- » Grew up and played in Hessen, Germany, before moving to Georgia and playing his senior high school season at Wilkinson County High School in Irwinton, Ga.
- » Won a Georgia High School Association (GHSA) Division A state championship, was named Co-MVP of the title game.
- » Named to the all-state team in Hessen, Germany in 2013.
- » Received an invitation to the U-18 German National team tryouts in 2013.

PERSONAL

- » Born September 12, 1996 (turns 23 prior to the 2019-20 season).
- » Last name is pronounced "Bear."



BAEHRE'S CAREER HIGHS

Points:	28 at USC, 3/13/18
Field Goals Made:	11 at USC, 3/13/18
Field Goal Attempts:	17 at USC, 3/13/18
3-Pointers Made:	4 at USC, 3/13/18
3-Point Attempts:	6 at USC, 3/13/18
Free Throws Made:	4 vs. Liberty, 2/15/18
Free Throw Attempts:	4 vs. Presbyterian, 2/15/17; 4 vs. Liberty, 2/15/18
Rebounds:	14 at USC, 3/13/18
Offensive Rebounds:	6 vs. USC Upstate, 11/29/17
Assists:	4 vs. Milligan, 12/10/17; 4 vs. Western Carolina, 12/17/17
Blocked Shots:	5 vs. many (3), last at USC, 3/13/18
Steals:	3 vs. Western Carolina, 12/17/17
Minutes:	42 vs. USC, 3/13/18

BAEHRE'S CAREER STATISTICS

Year	GP-GS	Min/Avg	FG-FA	Pct	3FG-FA	Pct	FT-FTA	Pct	OR/Reb/Avg	A-T	BS-ST	Pf-D	Pts/Avg
2016-17*	11-0	82/7.5	9-19	.474	1-3	.333	4-9	.444	9/17/1.5	5-5	3-3	9-0	23/2.1
2017-18*	34-21	741/21.8	103-191	.539	25-67	.373	21-26	.808	54/157/4.6	33-39	61-22	92-4	252/7.4
2018-19													
Totals	45-21	823/19.1	112-210	.533	26-70	.371	25-35	.714	63/174/4.1	38-44	64-25	101-4	275/6.4


Note: * - UNC Asheville



JONATHAN BAEHRE


BAEHRE'S GAME BY GAME, 2016-17 (AT UNC ASHEVILLE)

Date	Opponent	Min	F-FGA	3-3A	FT-FA	Of-RB	A-T	B-S	PF	Pts
11-11	at VCU	DNP								
11-14	at Georgia	1	0-0	0-0	0-0	0-1	0-0	0-0	0	0
11-17	at USC Upstate	2	0-1	0-0	0-0	0-1	0-0	0-0	0	0
11-19	Brevard	5	1-2	0-1	0-0	0-0	0-1	1-0	2	2
11-20	Siena	DNP								
11-22	at Furman	DNP								
11-25	at Kansas	3	0-0	0-0	0-1	0-0	0-0	0-0	0	0
12-3	at Coastal Carolina	DNP								
12-6	at Elon	DNP								
12-10	Warren Wilson	13	2-3	0-0	0-0	2-3	1-0	0-0	3	4
12-17	Western Carolina	DNP								
12-19	UNCG	DNP								
12-22	at Ohio State	DNP								
12-29	*at Radford	DNP								
12-31	*Gardner-Webb	DNP								
1-3	*at Liberty	DNP								
1-7	*High Point	DNP								
1-11	*Longwood	2	0-0	0-0	0-0	0-0	0-0	0-0	0	0
1-14	*at Charleston So.	DNP								
1-19	*at Winthrop	DNP								
1-26	*at Presbyterian	3	1-1	0-0	0-0	0-0	0-0	0-0	0	2
1-28	*Radford	DNP								
2-1	*Charleston So.	DNP								
2-4	*at High Point	DNP								
2-9	*Winthrop	DNP								
2-11	*at Longwood	16	1-2	0-0	1-2	3-6	2-2	1-0	2	3
2-15	*Presbyterian	17	1-4	0-0	2-4	1-2	2-0	1-2	1	4
2-18	*at Campbell	15	2-3	0-0	1-2	2-2	0-2	0-1	0	5
2-23	*at Gardner-Webb	5	1-3	1-2	0-0	1-2	0-0	0-0	1	3
2-25	*Liberty	DNP								
3-2	vs. Campbell (Big South)	DNP								
3-16	at UT Martin (CIT)	DNP								
Totals		82	9-19	1-3	4-9	9-17	5-5	3-3	9	23




BAEHRE'S GAME BY GAME, 2017-18 (AT UNC ASHEVILLE)

Date	Opponent	Min	F-FGA	3-3A	FT-FA	Of-RB	A-T	B-S	PF	Pts
11-10	at Rhode Island	21	0-3	0-1	0-2	1-4	0-4	2-0	2	0
11-13	Lees-McRae	17	4-7	0-0	0-0	3-7	1-0	0-0	2	8
11-17	at Vanderbilt	14	2-2	1-1	0-0	0-2	2-1	2-0	2	5
11-19	at Austin Peay	16	1-2	0-1	0-0	1-4	0-1	2-0	2	2
11-22	Monmouth	20	0-5	0-2	0-0	4-6	1-2	2-1	1	0
11-26	Wofford	23	4-6	3-4	1-2	1-5	0-0	1-1	1	12
11-29	USC Upstate	25	6-11	1-2	0-0	6-8	0-0	4-1	1	13
12-3	at Clemson	24	4-6	1-1	0-0	2-5	0-1	1-0	3	9
12-5	at Furman	13	2-2	0-0	0-0	0-2	0-1	0-0	2	4
12-10	Milligan	25	3-6	1-1	6-6	4-10	4-1	4-1	0	13
12-17	vs. Western Carolina	25	4-6	1-3	0-0	0-1	4-1	3-3	1	9
12-19	at UNCG	22	0-0	0-0	1-2	1-2	0-1	0-0	3	1
12-22	at Saint Mary's (CA)	13	2-4	0-2	0-0	1-2	0-0	0-1	3	4
12-30	*Campbell	17	1-3	0-2	0-0	0-1	0-0	1-0	0	2
1-3	*at High Point	25	2-4	1-2	0-0	2-6	2-2	3-0	1	5
1-6	*at Radford	20	4-6	1-2	0-0	0-0	1-3	1-1	4	9
1-9	*Longwood	16	5-6	2-2	0-0	2-4	1-3	1-0	4	12
1-12	*at Presbyterian	21	3-7	0-2	1-2	1-2	1-1	1-0	3	7
1-15	*Charleston So.	21	2-5	1-2	0-0	2-4	1-0	2-0	3	5
1-18	*at Winthrop	22	1-7	0-3	0-0	1-3	1-0	2-2	3	2
1-21	*at Liberty	26	1-1	1-1	0-0	0-9	0-0	1-0	4	3
1-24	*Gardner-Webb	16	3-4	0-1	2-2	1-2	2-2	1-1	4	8
1-27	*High Point	29	3-6	0-3	0-0	4-6	3-2	4-1	5	6
2-1	*at Campbell	15	0-2	0-1	0-0	0-4	1-1	0-0	1	0
2-3	*Presbyterian	30	5-8	1-2	0-0	3-8	1-1	5-1	1	11
2-7	*at Longwood	31	9-12	1-2	0-0	2-7	0-1	1-2	4	19
2-10	*Radford	26	2-5	0-2	1-1	1-4	0-2	1-0	3	5
2-15	*Liberty	27	3-4	1-1	4-4	2-3	1-2	2-1	5	11
2-18	*at Charleston So.	20	3-4	1-1	0-0	1-2	1-1	2-0	5	7
2-22	*Winthrop	33	7-11	2-3	0-0	5-13	2-2	5-1	5	16
2-24	*at Gardner-Webb	19	2-11	0-8	0-0	0-4	1-1	1-0	4	4
3-1	vs. Charleston So. (Big South)	13	4-5	1-2	1-1	0-1	0-0	1-0	4	10
3-2	vs. Liberty (Big South)	14	0-3	0-1	2-2	0-2	0-0	0-2	4	2
3-13	at USC (NIT)	42	11-17	4-6	2-2	3-14	2-2	5-2	2	28
Totals		741	103-191	25-67	21-26	54-157	33-39	61-22	92	252



AAMIR SIMMS



JUNIOR • FORWARD
6-8.5 • 248
#25 • PALMYRA, VA.
BLUE RIDGE SCHOOL



OVERVIEW

- » Started all 34 games for the Tigers in 2018-19.
- » Completed freshman season after appearing in 34 total games and making 12 starts.
- » Provided excellent size and athleticism on both ends of the floor to make an impact both offensively and defensively.
- » Expanding his skill set to provide outside shooting to pair with his inside game.
- » One of two frontcourt signees in the 2017 signing class.
- » Rated a consensus four-star prospect.
- » Played two seasons at Blue Ridge School.

2018-19

- » Appeared and started all 34 games this season.
- » Doubled points per game average from freshman season (4.0 points per game to 8.1).
- » Shot 44.1 percent from the field and 33.1 percent from distance.
- » Improved free throw shooting by nearly 20.0 percent from freshman season (57.7 percent to 75.0 percent) Grabbed a career-best 157 rebounds, including 50 on the offensive glass.
- » Improved rebounding by nearly 1.5 rebounds per game (3.2 rebounds per game to 4.6 rebounds per game).
- » Finished second on the team with 25 blocked shots Added career-high 34 assists and career-high 21 steals Scored a career-best 274 points.
- » Knocked down a 3-pointer in 23 games this season, including making at least two in 12 different contests Eclipsed 30+ minutes on 10 occasions.
- » Scored in double-figures in the first four games of the season and five of the first six contests.
- » Scored 16 points in the season opener against The Citadel (Nov. 6) on 7-for-8 shooting from the field and a perfect 2-for-2 from beyond the arc.
- » Made a career-high four free throws against Sam Houston State (Nov. 14), while also scoring 12 points and grabbing a then-season-high of eight rebounds against the Bearkats.
- » Finished with 10 points and seven rebounds in the Cayman Islands Classic championship game against Creighton (Nov. 21).
- » Played a career-high 37 minutes against Mississippi State (Dec. 8).
- » Scored a career-high 23 points and made a career-high nine field goals against the Bulldogs in that contest, including tying his career-high with four made 3-pointers Posted 15 points in 23 minutes against Charleston Southern (Dec. 18) – finished 6-for-8 against the Bulldogs.
- » Grabbed a career-high 10 rebounds at Duke (Jan. 5) Scored 18 points and grabbed five rebounds at Florida

- State (Jan. 22) – shot 7-for-13 against the Seminoles, including knocking down three triples.
- » Scored 13 points in a road win at Georgia Tech (Feb. 6) – also grabbed five rebounds and blocked a season-high-tying two shots against the Yellow Jackets.
- » Swatted two more shots against Virginia Tech (Feb. 9).
- » Netted 10 points in a win over Boston College (Feb. 23).
- » Scored seven points and grabbed seven rebounds against Wichita State in the second round of the NIT (March 23) – finished 2-for-3 from the floor and knocked down a triple against the Shockers.

2017-18

- » Appeared in 34 games and made 12 starts.
- Limited action off the bench in the early going, but stepped into a starting role following the tragic season-ending injury of senior Donte Grantham.
- » Averaged 15.4 minutes per game for the season, but played 21.7 minutes per contest over the final 16 games of the season, including 12 starts.
- » Grabbed over 100 rebounds, averaging 3.2 per game Finished the season with 29 blocks – second-most on the roster.
- » Played a career-high 30 minutes at Georgia Tech.
- » Scored in double figures on three occasions during the year.



SIMMS' CAREER HIGHS

Points:	23 vs. Mississippi State, 12/8/18
Field Goals Made:	9 vs. Mississippi State, 12/8/18
Field Goal Attempts:	15 vs. Mississippi State, 12/8/18
3-Pointers Made:	4 vs. Mississippi State, 12/8/18
3-Point Attempts:	9 vs. Mississippi State, 12/8/18
Free Throws Made:	4 vs. Virginia, 3/9/18; 4 vs. Sam Houston State, 11/14/18
Free Throw Attempts:	4 vs. many (3), last at NC State, 1/26/19
Rebounds:	10 at Duke, 1/5/19
Offensive Rebounds:	4 vs. Wichita State, 3/24/19
Assists:	5 vs. Syracuse, 3/9/19
Blocked Shots:	4 vs. UNC Asheville, 12/3/17
Steals:	3 at NC State, 1/26/19
Minutes:	38 at Florida State, 1/22/19

SIMMS' CAREER STATISTICS

Year	GP-GS	Min/Avg	FG-FA	Pct	3FG-FA	Pct	FT-FTA	Pct	OR/Reb/Avg	A-T	BS-ST	Pf-D	Pts/Avg
2017-18	34-12	524/15.4	53-112	.473	14-43	.326	15-26	.577	26/108/3.2	21-20	29-8	45-0	135/4.0
2018-19	34-34	907/26.7	105-238	.441	40-121	.331	24-32	.750	50/157/4.6	34-45	25-21	82-2	274/8.1
Totals	68-46	1431/21.0	158-350	.451	54-164	.329	39-58	.672	76/265/3.9	55-65	54-29	127-2	409/6.0



AAMIR SIMMS

- » Scored 10 points in back-to-back games at Florida State and against Duke.
- » Finished a perfect 4-for-4 from the field in the Tigers' opening round game of the NCAA tournament against New Mexico State – finishing with nine points and three rebounds.
- » Grabbed a career-high nine rebounds in the opening round game of the ACC tournament against Boston College.
- » Narrowly missed a double-double against the Eagles with 10 points and nine boards.
- » Hit two three-pointers on three occasions, including coming in for an injured Donte Grantham and hitting a clutch three against Notre Dame.

BEFORE CLEMSON

- » Four-star prospect according to 247 Sports, ESPN, Rivals and Scout.
- » Rated as high as the No. 89 prospect in the nation by Rivals – also No. 104 by Scout and No. 107 by 247 Sports.
- » No. 3 prospect from the state of Virginia by ESPN and No. 7 by Rivals.
- » No. 27 prospect at the power forward spot by ESPN
- » Central Virginia Boys Player of the Year as a senior, when he led Blue Ridge to a second state championship in three years.
- » Averaged 13.0 points and 9.4 rebounds per game as a senior.
- » First-team All-VISAA Division II selection, he was a second-team choice as a junior – also second-team all-state by USA Today as a senior.
- » Posted 16 points, six rebounds and three blocks in championship game.
- » Notched double-double and produced 14 of his 18 points in the second half of semifinal win over Virginia Episcopal School.
- » Team MVP as a senior when he went over 1,000 career points in three seasons.
- » MVP of the Bullis Holiday Classic and Joe Miller Invitational.
- » Posted 18 points in the championship game against Word of God.
- » MVP of the Central Virginia All-Star Game, when he tallied 16 points.
- » Played freshman year at Fluvanna County High School, where he scored 377 points.
- » Coached by Cade Lemcke at Blue Ridge, helping team to a 75-10 record in three seasons.

PERSONAL

- » Born February 17, 1999 (turns 21 during the 2019-20 season).



SIMMS VS. 2019-20 OPPONENTS

Opponent	G-GS	Min	FG	3-PT	FT-FTA	Of-Rb	A-T	B-S	Pts	Avg
Boston College	3-2	56	7-15	2-6	4-4	4-12	2-2	2-2	20	6.7
Duke	2-2	54	5-17	1-6	1-1	5-13	0-1	2-1	12	6.0
Florida State	4-4	96	14-30	7-18	3-4	5-15	3-3	3-3	38	9.5
Georgia Tech	4-4	103	12-29	4-13	2-4	7-18	3-4	4-1	30	7.5
Louisville	2-1	40	3-7	0-2	0-0	3-9	1-4	1-0	6	3.0
Miami	2-1	24	2-6	1-5	0-0	1-5	1-2	1-1	5	2.5
North Carolina	3-1	54	5-10	2-5	3-6	1-11	3-4	2-0	15	5.0
NC State	4-2	56	7-15	2-6	3-5	4-10	0-3	0-3	19	4.8
Notre Dame	2-1	28	3-11	1-3	1-1	2-9	0-1	1-0	8	4.0
Pittsburgh	3-3	49	4-7	3-5	2-2	0-8	2-0	1-1	13	4.3
South Carolina	2-1	40	2-4	1-2	1-2	3-9	1-2	2-0	6	3.0
Syracuse	3-3	82	10-20	2-6	1-3	8-15	7-5	2-1	23	7.7
Virginia	3-3	79	6-20	1-10	4-5	3-12	3-4	3-1	17	5.7
Virginia Tech	2-2	47	4-8	3-6	0-0	2-7	2-1	4-1	11	5.5
Wake Forest	2-2	55	4-13	1-7	1-2	3-9	4-2	0-2	10	5.0

SIMMS' GAME BY GAME, 2017-18

Date	Opponent	Min	F-GA	3-3A	FT-FA	Of-RB	A-T	B-S	PF	Pts
11-10	Western Carolina	20	2-5	0-1	2-4	0-6	2-0	1-2	1	6
11-12	N.C. A&T	15	3-3	0-0	0-0	1-2	0-2	1-0	2	6
11-16	vs. Ohio	11	2-4	0-1	0-0	0-3	0-0	1-1	1	4
11-17	vs. Hofstra	10	1-2	0-1	0-0	0-2	1-0	0-0	1	2
11-19	vs. Temple	7	0-1	0-1	0-0	0-0	0-0	1-0	0	0
11-24	Texas Southern	DNP								
11-29	at Ohio State	14	2-3	2-2	1-2	0-3	0-0	1-0	2	7
12-3	UNC Asheville	16	2-5	0-1	0-0	1-5	1-1	4-0	2	4
12-9	Samford	9	0-1	0-0	0-1	0-4	1-1	2-0	0	0
12-16	vs. Florida	3	0-0	0-0	0-0	0-2	1-0	0-0	1	0
12-19	South Carolina	17	0-1	0-1	1-2	0-3	1-1	0-0	0	1
12-22	Louisiana-Lafayette	11	0-2	0-2	0-0	1-1	1-2	0-0	0	0
12-30	*NC State	3	0-2	0-1	0-0	1-2	0-1	0-0	1	0
1-3	*at Boston College	4	0-1	0-0	0-0	0-0	0-0	0-1	1	0
1-6	*Louisville	8	2-2	0-0	0-0	0-0	0-0	1-0	0	4
1-11	*at NC State	5	1-1	0-0	0-0	0-1	0-1	0-0	2	2
1-13	*Miami	6	0-1	0-1	0-0	0-0	0-0	0-0	0	0
1-16	*at North Carolina	4	1-1	0-0	1-2	0-2	0-0	0-0	0	3
1-20	*Notre Dame	14	2-4	1-1	0-0	0-3	0-0	1-0	2	5
1-23	*at Virginia	25	4-8	1-3	0-1	1-6	1-3	0-0	3	9
1-28	*at Georgia Tech	30	2-8	0-3	1-2	2-5	0-0	1-0	1	5
1-30	*North Carolina	23	2-3	1-2	1-2	1-5	1-3	1-0	1	6
2-3	*at Wake Forest	26	2-5	0-3	1-2	1-4	2-1	0-0	2	5
2-8	*Pittsburgh	13	1-1	0-0	0-0	0-4	1-0	0-0	2	2
2-14	*at Florida State	13	4-6	2-3	0-0	1-2	0-0	0-1	2	10
2-18	*Duke	22	4-6	1-2	1-1	1-3	0-1	0-0	2	10
2-21	*at Virginia Tech	22	1-3	1-2	0-0	1-4	1-0	2-0	3	3
2-24	*Georgia Tech	17	1-2	0-0	0-0	2-6	0-1	1-1	1	2
2-28	*Florida State	22	1-6	1-4	0-0	1-3	1-1	2-1	4	3
3-3	*at Syracuse	26	3-6	0-1	0-1	3-5	1-0	2-0	1	6
3-8	vs. Boston College (ACC)	22	3-7	2-3	2-2	3-9	1-1	2-0	4	10
3-9	vs. Virginia (ACC)	25	1-4	0-2	4-4	2-4	2-0	2-0	0	6
3-16	vs. NMSU (NCAA)	20	4-4	1-1	0-0	0-3	0-0	0-0	2	9
2-18	vs. Auburn (NCAA)	23	1-2	1-1	0-0	2-2	1-0	3-1	0	3
3-23	vs. Kansas (NCAA)	18	1-2	0-0	0-0	1-4	1-0	0-0	1	2
Totals		524	53-112	14-43	15-26	26-108	21-20	29-8	45	135


AAMIR SIMMS

SIMMS' GAME BY GAME, 2018-19

Date	Opponent	Min	F-FGA	3-3A	FT-FA	Of-RB	A-T	B-S	PF	Pts
11-6	The Citadel	24	7-8	2-2	0-0	1	0-2	1-0	4	16
11-9	NC Central	28	5-8	3-4	1-2	3	3-1	1-2	4	14
11-14	Sam Houston State	28	3-4	2-2	4-4	8	3-1	2-0	3	12
11-19	vs. Akron	31	5-8	1-3	1-1	2	0-3	0-0	3	12
11-20	vs. Georgia	26	1-5	0-4	0-0	6	1-2	0-0	2	2
11-21	vs. Creighton	23	4-9	2-5	0-0	7	0-2	1-0	4	10
11-26	Nebraska	36	4-9	0-3	0-0	8	2-2	1-0	1	8
12-4	Saint Peter's	24	1-5	0-3	0-0	4	0-1	2-0	1	2
12-8	vs. Mississippi State	37	9-15	4-9	1-2	4	0-1	2-2	3	23
12-15	Radford	35	4-11	1-6	0-0	3	1-1	0-2	0	9
12-18	Charleston Southern	23	6-8	3-5	0-0	1	0-1	0-0	2	15
12-22	at South Carolina	23	2-3	1-1	0-0	6	0-1	2-0	4	5
12-30	Lipscomb	28	1-7	0-4	1-1	8	0-1	1-0	3	3
1-5	at Duke*	32	1-11	0-4	0-0	10	0-0	2-1	1	2
1-9	at Syracuse*	23	4-6	1-1	0-0	3	1-3	0-0	5	9
1-12	Virginia*	29	1-8	0-5	0-0	2	1-1	1-1	1	2
1-16	Georgia Tech*	25	4-10	2-6	0-0	2	0-2	0-0	1	10
1-22	at Florida State*	38	7-13	3-7	1-2	5	0-1	0-1	3	18
1-26	at NC State*	29	2-5	0-3	2-4	5	0-1	0-3	1	6
1-29	Pittsburgh*	21	2-4	2-3	2-2	1	0-0	1-0	1	8
2-3	Wake Forest*	29	2-8	1-4	0-0	5	2-1	0-2	1	5
2-6	at Georgia Tech*	31	5-9	2-4	1-2	5	3-1	2-0	1	13
2-9	Virginia Tech*	25	3-5	2-4	0-0	3	1-1	2-1	4	8
2-13	at Miami*	18	2-5	1-4	0-0	5	1-2	1-1	4	5
2-16	at Louisville*	32	1-5	0-2	0-0	9	1-4	0-0	1	2
2-19	Florida State*	23	2-5	1-4	2-2	5	2-1	1-0	4	7
2-23	Boston College*	30	4-7	0-3	2-2	3	1-1	0-1	2	10
2-27	at Pittsburgh*	15	1-2	1-2	0-0	3	1-0	0-1	4	3
3-2	North Carolina*	27	2-6	1-3	1-2	4	2-1	1-0	2	6
3-6	at Notre Dame*	14	1-7	0-2	1-1	6	0-1	0-0	5	3
3-9	Syracuse*	33	3-8	1-4	1-2	7	5-2	0-1	1	8
3-13	vs. NC State (ACC)	19	4-7	2-2	1-1	2	0-0	0-0	2	11
3-19	vs. Wright State (NIT)	27	0-4	0-1	0-0	4	2-2	1-2	2	0
3-24	vs. Wichita State (NIT)	21	2-3	1-2	2-2	7	1-1	0-0	2	7
Totals		907	105-238	40-121	24-32	157	34-45	25-21	82	274



CLYDE TRAPP



JUNIOR • GUARD
6-4 • 196
#0 • EASTOVER, S.C.
LOWER RICHLAND HS



OVERVIEW

- » Appeared in a career-high 34 games in 2018-19 – finishing out the postseason as the team's starting point guard due to Shelton Mitchell's knee injury.
- » Played in 29 games as a freshman for the Tigers as a key reserve for a team that advanced to the Sweet 16.
- » One of two backcourt signees in the 2017 signing class.
- » Provides an athletic presence on the court, and proved to be a combo guard at the high school level.
- » Played AAU basketball under Edward Scott, a former All-ACC standout at Clemson and still one of the program's career leaders in assists.
- » Played at Lower Richland High School, Scott's alma mater.

2018-19

- » Appeared in 34 games and made seven starts.
- » Improved his minutes played by nearly 16.0 per game (7.8 to 24.0 per game).
- » Improved his shooting percentage by nearly 10.0 percent (39.0 percent to 39.9 percent).
- » Finished the season with a career-high 114 rebounds – 15 offensive boards and 99 defensive rebounds.
- » Tallied a career-best assist total of 54 and swatted a career-high eight shots.
- » Collected a career-best 28 steals.
- » Improved scoring average from 1.8 points per game to 6.0 points per contest.
- » Scored over 200 points
- » Scored a then-career-high 13 points on 4-for-8 shooting from the floor against The Citadel (Nov. 6).
- » Posted a team-best four-straight 3-point makes between games against Creighton (Nov. 21) and Nebraska (Nov. 26).
- » Season-high-tying three steals against the Bulldogs.
- » Season-high-tying seven rebounds against Saint Peter's (Dec. 4).
- » Put together three double-digit scoring games in four contests with 11 against Radford (Dec. 15), 10 at South Carolina (Dec. 22) and 11 against Lipscomb (Dec. 30).
- » First career start came against Radford.
- » Scored a career-high 16 points in a home win against Pittsburgh (Jan. 29). Finished 4-for-8 from the floor, including 4-for-7 from distance and 4-for-6 from the foul line in 31 minutes of action against the Panthers
- » Averaged 8.0 points in back-to-back games at Miami (Feb. 13) and at Louisville (Feb. 16), while finishing a perfect 7-for-7 from the floor in those contests. That marked a season-high seven consecutive makes.
- » Posted 15 points and five rebounds in 30 minutes against North Carolina (March 2).



TRAPP'S CAREER HIGHS

Points:	16 vs. Pittsburgh, 1/29/19
Field Goals Made:	5 vs. Lipscomb, 12/30/18
Field Goal Attempts:	11 vs. Radford, 12/15/18
3-Pointers Made:	4 vs. Pittsburgh, 1/29/19
3-Point Attempts:	7 vs. Pittsburgh, 1/29/19
Free Throws Made:	4 vs. many (5), last vs. Wichita State, 3/24/19
Free Throw Attempts:	6 vs. Akron, 11/19/18; 6 vs. Pittsburgh, 1/29/19
Rebounds:	7 vs. Saint Peter's, 12/4/18; 7 vs. NC State, 3/13/19
Offensive Rebounds:	4 at NC State, 1/26/19
Assists:	3 vs. many (9), last at Syracuse, 1/9/19
Blocked Shots:	2 at Virginia, 1/23/18
Steals:	3 vs. The Citadel, 11/6/18; 3 vs. Radford, 12/15/18
Minutes:	37 vs. Wright State, 3/19/19

TRAPP'S CAREER STATISTICS

Year	GP-GS	Min/Avg	FG-FA	Pct	3FG-FA	Pct	FT-FTA	Pct	OR/Reb/Avg	A-T	BS-ST	Pf-D	Pts/Avg
2017-18	29-0	225/7.8	16-41	.390	7-21	.333	14-19	.737	1/19/0.7	17-15	2-2	25-0	53/1.8
2018-19	34-7	816/24.0	69-173	.399	26-85	.306	40-62	.645	15/114/3.4	54-58	8-28	73-2	204/6.0
Totals	63-7	1041/16.5	85-214	.397	33-106	.311	54-81	.667	16/133/2.1	71-73	10-30	98-2	257/4.1

CLYDE TRAPP

» Finished 4-for-8 from the floor and 3-for-6 from 3-point range. also finished a perfect 4-for-4 from the foul line against the Tar Heels.
 » Played a career-high 37 minutes against Wright State in the first round of the NIT (March 19). Scored 12 points on 4-for-8 shooting from the floor, while finishing 2-for-3 from distance and the foul line – adding four rebounds and two assists in the contest.

2017-18

» Appeared in 29 games for the Tigers, all as a reserve.
 » Averaged 7.8 minutes per contest.
 » Posted 1.8 points and 0.7 rebounds per game.
 » Tallied 17 assists, two blocks and two steals, while scoring 53 points.
 » Finished 39.0 percent from the floor, including 33.3 percent from three and 73.7 percent at the free throw line.
 » Played 11 minutes in his collegiate debut in the season opener against Western Carolina and scored four points, grabbed two rebounds and tallied one assist.
 » Notched a career-high 28 minutes against Texas Southern and grabbed a season-high four rebounds.
 » Scored a career-high seven points in 14 minutes against UNC Asheville.
 » Played 20 minutes (career-high in an ACC game) against Pittsburgh and finished with three points.
 » Finished a perfect 3-for-3 on two occasions against UNC Asheville and Louisiana-Lafayette.
 » Appeared in two NCAA tournament games – playing a combined 13 minutes.

BEFORE CLEMSON

» Rated the No. 4 prospect in the state of South Carolina by 247 Sports.
 » Top-200 prospect nationally according to 247 Sports as well.
 » Led Lower Richland High School to a AAAA state championship, where he scored 16 of his team-high 20 points in the fourth quarter.
 » Performed well at the 2016 Chick-fil-A Classic in Columbia.
 » Posted 29 points, five rebounds and four steals on Dec. 20 and followed two days later with a 20-point, nine-rebound effort.
 » Played in two showcase games following his senior season, the Carolinas All-Star Classic and Capital City Classic.
 » Produced 28 points and was named MVP for the South Carolina team in the Carolinas Classic in Myrtle Beach.
 » Scored team-high 31 points in Capital City Classic.
 » Offensive MVP of the Big Shots SC Top 100 event in September 2016.
 » Averaged 13 points per game for Lower Richland as a junior.
 » Committed to the Tigers following official visits to Charlotte, Georgia Tech and South Carolina.

PERSONAL

» Born December 23, 1998 (turns 21 during the 2019-20 season).

TRAPP'S GAME BY GAME, 2017-18										
Date	Opponent	Min	F-FGA	3-3A	FT-FA	Of-RB	A-T	B-S	PF	Pts
11-10	Western Carolina	11	0-1	0-0	4-5	0-2	1-1	0-0	2	4
11-12	N.C. A&T	6	1-2	0-0	1-2	0-1	1-2	0-0	2	3
11-16	vs. Ohio	0	0-0	0-0	0-0	0-0	0-0	0-0	0	0
11-17	vs. Hofstra	DNP								
11-19	vs. Temple	0	0-0	0-0	0-0	0-0	0-0	0-0	0	0
11-24	Texas Southern	28	1-2	1-2	3-4	0-4	3-3	0-1	3	6
11-29	at Ohio State	DNP								
12-3	UNC Asheville	14	3-3	1-1	0-0	0-2	0-0	0-1	2	7
12-9	Samford	9	0-2	0-2	0-0	0-0	2-0	0-0	2	0
12-16	vs. Florida	4	1-1	0-0	0-0	0-2	0-0	0-0	0	2
12-19	South Carolina	3	0-0	0-0	0-0	0-0	0-0	0-0	0	0
12-22	Louisiana-Lafayette	9	3-3	2-2	0-0	0-0	0-0	0-0	0	8
12-30	*NC State	6	0-0	0-0	0-0	0-0	0-0	0-0	0	0
1-3	*at Boston College	4	0-0	0-0	0-0	0-0	0-0	0-0	0	0
1-6	*Louisville	4	0-0	0-0	0-0	0-0	0-1	0-0	1	0
1-11	*at NC State	2	0-0	0-0	0-0	0-0	0-1	0-0	0	0
1-13	*Miami	4	0-0	0-0	0-0	0-0	0-0	0-0	0	0
1-16	*at North Carolina	2	0-0	0-0	0-0	0-0	0-0	0-0	0	0
1-20	*Notre Dame	DNP								
1-23	*at Virginia	10	0-1	0-0	0-0	0-0	1-2	2-0	1	0
1-28	*at Georgia Tech	1	0-2	0-0	0-0	0-1	0-0	0-0	0	0
1-30	*North Carolina	13	2-4	1-2	1-1	0-1	2-0	0-0	1	6
2-3	*at Wake Forest	13	0-4	0-2	2-2	1-2	1-0	0-0	0	2
2-8	*Pittsburgh	20	1-3	1-2	0-0	0-3	3-2	0-0	1	3
2-14	*at Florida State	14	2-5	0-1	1-1	0-0	1-1	0-0	2	5
2-18	*Duke	13	1-1	0-0	0-0	0-0	2-1	0-0	4	2
2-21	*at Virginia Tech	10	0-2	0-2	0-2	0-0	0-1	0-0	0	0
2-24	*Georgia Tech	5	0-2	0-2	0-0	0-0	0-0	0-0	1	0
2-28	*Florida State	6	1-2	1-2	2-2	0-1	0-0	0-0	0	5
3-3	*at Syracuse	1	0-0	0-0	0-0	0-0	0-0	0-0	0	0
3-8	vs. Boston College (ACC)	DNP								
3-9	vs. Virginia (ACC)	DNP								
3-16	vs. NMSU (NCAA)	5	0-0	0-0	0-0	0-0	0-0	0-0	3	0
2-18	vs. Auburn (NCAA)	8	0-1	0-1	0-0	0-0	0-0	0-0	0	0
3-23	vs. Kansas (NCAA)	DNP								
Totals		225	16-41	7-21	14-19	1-19	17-15	2-2	25	53



CLYDE TRAPP

TRAPP VS. 2019-20 OPPONENTS

Opponent	G-GS	Min	FG	3-PT	FT-FTA	Of-Rb	A-T	B-S	Pts	Avg
Boston College	2-0	18	1-2	0-1	0-0	0-1	2-1	1-0	2	1.0
Duke	2-0	43	4-9	1-1	0-0	0-6	5-4	0-1	9	4.5
Florida State	4-2	67	7-23	1-8	6-9	1-4	3-5	0-0	21	5.3
Georgia Tech	4-0	36	2-7	1-3	2-4	0-6	3-2	0-2	7	1.8
Louisville	2-0	29	3-3	1-1	0-0	0-4	2-4	0-0	7	3.5
Miami	2-0	28	4-4	1-1	0-0	0-4	1-2	0-1	9	4.5
North Carolina	3-1	47	6-12	4-8	5-5	0-6	3-0	1-1	21	7.0
NC State	4-0	55	4-12	0-4	2-4	6-13	3-7	0-1	10	2.5
Pittsburgh	3-0	66	5-12	5-10	4-6	0-9	5-7	0-2	19	6.3
South Carolina	2-1	32	4-7	2-5	0-0	1-5	1-4	1-0	10	5.0
Syracuse	3-0	50	3-10	1-6	0-0	1-5	4-2	1-0	7	2.3
Virginia	2-0	33	0-4	0-1	0-0	0-0	2-3	2-2	0	0.0
Virginia Tech	2-0	21	0-4	0-4	0-2	0-3	0-4	0-0	0	0.0
Wake Forest	2-0	35	0-6	0-3	4-4	1-5	3-0	0-0	4	2.0




TRAPP'S GAME BY GAME, 2018-19

Date	Opponent	Min	F-GA	3-3A	FT-FA	Of-RB	A-T	B-S	PF	Pts
11-6	The Citadel	27	4-8	1-4	4-5	0-2	3-1	1-3	4	13
11-9	NC Central	17	0-3	0-2	2-2	0-2	1-0	1-1	1	2
11-14	Sam Houston State	15	1-3	1-2	0-0	0-1	1-2	0-2	1	3
11-19	vs. Akron	26	0-2	0-2	3-6	1-5	3-2	0-1	2	3
11-20	vs. Georgia	15	2-5	1-3	0-0	1-3	1-0	0-0	1	5
11-21	vs. Creighton	16	3-4	2-2	0-0	0-2	1-1	0-0	5	8
11-26	Nebraska	21	3-4	2-2	0-0	0-2	2-0	0-0	1	8
12-4	Saint Peter's	21	2-2	0-0	0-0	1-7	3-1	0-1	2	4
12-8	vs. Mississippi State	31	1-8	0-5	3-6	0-1	3-0	1-1	5	5
12-15	Radford	32	4-11	2-7	1-2	2-4	1-4	0-1	1	11
12-18	Charleston Southern	26	2-6	0-2	3-3	0-3	3-5	0-3	2	7
12-22	at South Carolina	29	4-7	2-5	0-0	1-5	1-4	1-0	3	10
12-30	Lipscomb	29	5-9	1-4	0-2	0-6	1-1	0-2	4	11
1-5	*at Duke	30	3-8	1-1	0-0	0-6	3-3	0-1	2	7
1-9	*at Syracuse	24	3-6	1-3	0-0	1-3	3-1	1-0	3	7
1-12	*Virginia	23	0-3	0-1	0-0	0-0	1-1	0-2	2	0
1-16	*Georgia Tech	12	1-2	0-0	2-4	0-3	1-2	0-1	4	4
1-22	*at Florida State	27	4-8	0-2	1-2	0-2	0-1	0-0	1	9
1-26	*at NC State	24	3-5	0-0	1-2	4-6	1-3	0-1	4	7
1-29	*Pittsburgh	31	4-8	4-7	4-6	0-3	1-4	0-2	3	16
2-3	*Wake Forest	22	0-2	0-1	2-2	0-3	2-0	0-0	1	2
2-6	*at Georgia Tech	18	1-1	1-1	0-0	0-2	2-0	0-1	2	3
2-9	*Virginia Tech	11	0-2	0-2	0-0	0-3	0-3	0-0	1	0
2-13	*at Miami	24	4-4	1-1	0-0	0-4	1-2	0-1	4	9
2-16	*at Louisville	25	3-3	1-1	0-0	0-4	2-3	0-0	0	7
2-19	*Florida State	20	0-8	0-3	2-4	1-1	2-3	0-0	0	2
2-23	*Boston College	14	1-2	0-1	0-0	0-1	2-1	1-0	2	2
2-27	*at Pittsburgh	15	0-1	0-1	0-0	0-3	1-1	0-0	4	0
3-2	*North Carolina	32	4-8	3-6	4-4	0-5	1-0	1-1	1	15
3-6	*at Notre Dame	30	1-3	0-1	1-2	1-5	1-0	0-2	2	3
3-9	*Syracuse	25	0-4	0-3	0-0	0-2	1-1	0-0	2	0
3-13	vs. NC State (ACC)	33	1-7	0-4	1-2	2-7	2-3	0-0	2	3
3-19	vs. Wright State (NIT)	37	4-8	2-3	2-3	0-4	2-2	0-0	0	12
3-24	vs. Wichita State (NIT)	34	1-8	0-3	4-5	0-4	1-3	1-1	1	6
Totals		816	69-173	26-85	40-62	15-114	54-58	8-28	73	204



PARKER FOX



SOPHOMORE • GUARD
6-6 • 202
#11 • RENO, NEV.
OCONEE HS (GA.)



2018-19

- » Appeared in five contests off the bench.
- » Averaged 1.0 played per contest.
- » Finished the season 1-for-2 (50.0 percent) from the floor.
- » Finished 1-for-2 from distance (50.0 percent).
- » Added an assist in his debut season.
- » Made his collegiate debut against The Citadel (Nov. 6) Played one minute in games against The Citadel, NC Central (Nov. 9), Charleston Southern (Dec. 18), Wake Forest (Feb. 3) and Georgia Tech (Feb. 6).
- » Made first career shot attempt against the Buccaneers Connected on his first career points with his first career 3-pointer late in a game against Charleston Southern.

BEFORE CLEMSON

- » Attended and graduated from Oconee County High School.
- » Captain on the basketball team.
- » Averaged 11.0 points, 5.0 rebounds and 3.0 assists per game.
- » Earned all-region honors as a starting player.
- » Finished his career in the top 10 percent academically.

PERSONAL

- » Born July 15, 2000
- » Son of University of California men's basketball head coach Mark Fox.



FOX'S CAREER HIGHS

Points:	3 vs. Charleston Southern, 12/18/18
Field Goals Made:	1 vs. Charleston Southern, 12/18/18
Field Goal Attempts:	1 vs. Charleston Southern, 12/18/18; 1 at Georgia Tech, 2/6/19
3-Pointers Made:	1 vs. Charleston Southern, 12/18/18
3-Point Attempts:	1 vs. Charleston Southern, 12/18/18; 1 at Georgia Tech, 2/6/19
Free Throws Made:	N/A
Free Throw Attempts:	N/A
Rebounds:	N/A
Offensive Rebounds:	N/A
Assists:	N/A
Blocked Shots:	N/A
Steals:	N/A
Minutes:	1 vs. many (5), last at Georgia Tech, 2/6/19

FOX VS. 2019-20 OPPONENTS

Opponent	G-GS	Min	FG	3-PT	FT-FTA	Of-Rb	A-T	B-S	Pts	Avg
Georgia Tech	1-0	1	0-1	0-1	0-0	0-0	0-0	0-0	0	0.0
Wake Forest	1-0	1	0-0	0-0	0-0	0-0	0-0	0-0	0	0.0

FOX'S CAREER STATISTICS

Year	GP-GS	Min/Avg	FG-FA	Pct	3FG-FA	Pct	FT-FTA	Pct	OR/Reb/Avg	A-T	BS-ST	Pf-D	Pts/Avg
2018-19	5-0	5/1.0	1-2	.500	1-2	.500	0-0	.000	0/0/0.0	0-1	0-0	1-0	3/0.6
Totals	5-0	5/1.0	1-2	.500	1-2	.500	0-0	.000	0/0/0.0	0-1	0-0	1-0	3/0.6




PARKER FOX

FOX'S GAME BY GAME, 2018-19

Date	Opponent	Min	F-FGA	3-3A	FT-FA	Of-RB	A-T	B-S	PF	Pts
11-6	The Citadel	1	0-0	0-0	0-0	0-0	0-0	0-0	0	0
11-9	NC Central	1	0-0	0-0	0-0	0-0	0-0	0-0	1	0
11-14	Sam Houston State	DNP								
11-19	vs. Akron	DNP								
11-20	vs. Georgia	DNP								
11-21	vs. Creighton	DNP								
11-26	Nebraska	DNP								
12-4	Saint Peter's	DNP								
12-8	vs. Mississippi State	DNP								
12-15	Radford	DNP								
12-18	Charleston Southern	1	1-1	1-1	0-0	0-0	0-1	0-0	0	3
12-22	at South Carolina	DNP								
12-30	Lipscomb	DNP								
1-5	*at Duke	DNP								
1-9	*at Syracuse	DNP								
1-12	*Virginia	DNP								
1-16	*Georgia Tech	DNP								
1-22	*at Florida State	DNP								
1-26	*at NC State	DNP								
1-29	*Pittsburgh	DNP								
2-3	*Wake Forest	1	0-0	0-0	0-0	0-0	0-0	0-0	0	0
2-6	*at Georgia Tech	1	0-1	0-1	0-0	0-0	0-0	0-0	0	0
2-9	*Virginia Tech	DNP								
2-13	*at Miami	DNP								
2-16	*at Louisville	DNP								
2-19	*Florida State	DNP								
2-23	*Boston College	DNP								
2-27	*at Pittsburgh	DNP								
3-2	*North Carolina	DNP								
3-6	*at Notre Dame	DNP								
3-9	*Syracuse	DNP								
3-13	vs. NC State (ACC)	DNP								
3-19	vs. Wright State (NIT)	DNP								
3-23	vs. Wichita State (NIT)	DNP								
Totals		5	1-2	1-2	0-0	0-0	0-1	0-0	1	0



NICK HONOR



SOPHOMORE • GUARD
5-10 • 205
#4 • ORLANDO, FLA.
LAKE HIGHLAND HS
FORDHAM



HONORS AND AWARDS

- » 2018-19 Atlantic 10 All-Rookie Team.
- » 2018-19 Metropolitan Basketball Writers Association (MBWA) Rookie of the Year.

2018-19 (AT FORDHAM)

- » Started all 32 games.
- » Led the team with 15.3 points per game (489 total points) in 36.1 minutes per contest (1,155 minutes).
- » Averaged 3.0 assists, 2.4 rebounds and 0.9 steals per game.
- » Shot 37.3 percent from the floor, 33.2 percent from distance and 81.6 percent from the charity stripe.
- » Finished freshman season with 95 assists and 28 steals.
- » Collected a 1.76 assist/turnover ratio.
- » Netted 20+ points on five occasions.
- » 70 made 3-pointers last season is good for 14th all-time in a single season in Fordham history.
- » Became the first Ram to earn A-10 All-Rookie honors since 2016 and just the 11th in program history to do so
- » Finished the season as the highest scoring freshman in the league and 14th-highest in all of NCAA Division I.
- » Scored in double-figures in all but four contests (28-of-32 games).
- » Scored 18 points (8-for-16 FG) in first collegiate game and start against The City College of New York (CCNY) (Nov. 6).
- » First 20-point outing came against FIU with 28 points on 9-for-16 shooting from the field, 3-for-7 from long range and a perfect 7-for-7 from the foul line (Nov. 16).
- » Netted a season-high 30 points against Rutgers (Dec. 8).
- » Finished the game 10-for-17 from the field (season-high in field goals made) and shot 5-for-7 from 3-point range.
- » Connected on a season-high six 3-pointers in a 23-point outing against St. Bonaventure (Jan. 12).
- » Scored 18 points and tallied a season-high six assists at UMass (Feb. 6).

PREP CAREER

- » Graduated from Lake Highland Prep in Orlando, Florida.
- » Lettered in basketball.
- » Named the 5A Player of the Year in 2018.
- » Named first-team all-area.
- » Averaged 19.6 points per game and made 85.0 percent of his free throws as a senior.
- » Scored over 2,000 points in his high school career.
- » Helped the Highlanders to a 15-win season in 2016-



HONOR'S CAREER HIGHS

Points:	30 at Maine, 12/4/18
Field Goals Made:	9 vs. Florida International, 11/16/18
Field Goal Attempts:	20 vs. Duquesne, 2/9/19
3-Pointers Made:	6 vs. St. Bonaventure, 1/12/19
3-Point Attempts:	13 at Richmond, 2/20/19
Free Throws Made:	7 vs. Florida International, 11/16/18
Free Throw Attempts:	7 vs. Florida International, 11/16/18
Rebounds:	6 vs. George Washington, 3/6/19
Offensive Rebounds:	2 vs. St. Bonaventure, 1/12/19; 2 vs. Saint Joseph's, 2/27/19
Assists:	6 vs. many (3), last vs. George Washington, 3/6/19
Blocked Shots:	N/A
Steals:	3 vs. CCNY, 11/6/18; 3 vs. Richmond, 3/13/19
Minutes:	42 at Rhode Island, 2/16/19

HONOR'S CAREER STATISTICS

Year	GP-GS	Min/Avg	FG-FA	Pct	3FG-FA	Pct	FT-FTA	Pct	OR/Reb/Avg	A-T	BS-ST	Pf-D	Pts/Avg
2018-19*	32-32	1154/36.1	174-467	.373	70-211	.332	71-87	.816	18/76/2.4	95-54	0-28	60-0	489/15.3
Totals	32-32	1154/36.1	174-467	.373	70-211	.332	71-87	.816	18/76/2.4	95-54	0-28	60-0	489/15.3

Note: * - Fordham



NICK HONOR

17, averaging 21.3 points, 3.0 assists, while shooting 36.0% from behind the arc – making 85 three-pointers.

» Earned third-team All-Central Florida honors by the Orlando Times-Sentinel as a junior. Played with Each 1 Teach 1 United team in the summer of 2016, averaging 12.0 points and 4.6 assists per game, helping the team to earn a spot in the Peach Jam EYBL Championships where it went a perfect 5-0.

» Played for the team as a sophomore and averaged 11.0 points, 3.1 rebounds, 2.6 assists and 1.2 steals per game on 35.6 percent from three.

PERSONAL

» Son of Carlene and Al Honor.

» Has two older sisters (Brittany and Brandie).



HONOR VS. 2019-20 OPPONENTS


Opponent	G-GS	Min	FG	3-PT	FT-FTA	Of-Rb	A-T	B-S	Pts	Avg
Alabama A&M	1-1	27	7-13	3-4	0-0	1-5	4-1	0-1	17	17.0

HONOR'S GAME BY GAME, 2018-19 (AT FORDHAM)

Date	Opponent	Min	F-FGA	3-3A	FT-FA	Of-RB	A-T	B-S	PF	Pts
11-6	CCNY	26	8-16	2-9	0-0	1-3	4-0	0-3	1	18
11-10	at Houston Baptist	28	4-10	4-8	2-2	1-1	2-3	0-0	4	14
11-16	Florida International	38	9-16	3-7	7-7	0-4	0-6	0-0	4	28
11-17	Youngstown State	39	6-17	1-10	4-4	0-5	5-0	0-2	3	17
11-18	Columbia	37	6-11	2-6	3-4	0-1	5-1	0-1	3	17
11-25	Alabama A&M	27	7-13	3-4	0-0	1-5	4-1	0-1	2	17
12-1	at Manhattan	38	4-10	1-4	4-4	0-2	1-2	0-2	2	13
12-4	at Maine	42	5-18	1-7	5-6	1-2	1-2	0-1	3	16
12-8	Rutgers	38	10-17	5-7	5-6	1-2	6-1	0-0	1	30
12-11	NJIT	39	5-16	3-9	0-0	0-0	3-3	0-1	0	13
12-16	Howard	30	4-10	1-4	2-4	0-3	1-2	0-2	4	11
12-20	James Madison	26	5-10	1-4	2-2	0-0	1-1	0-0	1	13
12-30	LIU Brooklyn	34	5-13	1-4	3-4	0-1	5-0	0-1	3	14
1-5	*VCU	37	2-16	1-5	3-4	0-1	3-4	0-1	1	8
1-9	*at Duquesne	38	5-17	1-6	0-1	1-1	4-1	0-0	1	11
1-12	*St. Bonaventure	35	8-15	6-9	1-2	2-3	2-2	0-1	2	23
1-15	*Saint Louis	35	2-13	2-7	0-0	1-3	1-1	0-0	1	6
1-19	*at George Mason	34	7-13	4-6	3-4	1-5	2-0	0-1	3	21
1-23	*LaSalle	39	5-14	3-8	2-2	1-2	4-1	0-0	1	15
1-26	*Dayton	37	4-18	1-6	1-2	0-0	4-2	0-1	2	10
1-30	*at George Washington	35	5-16	3-7	2-2	0-0	0-2	0-1	0	15
2-6	*at Massachusetts	37	7-13	4-5	0-0	1-1	6-0	0-0	2	18
2-9	*Duquesne	37	7-20	3-12	1-2	1-4	5-0	0-0	0	18
2-12	*Davidson	39	6-17	1-7	3-4	1-3	4-1	0-0	3	16
2-16	*at Rhode Island	45	6-18	4-8	3-4	0-3	5-4	0-1	3	19
2-20	*at Richmond	38	7-19	5-13	4-4	0-2	1-1	0-1	1	23
2-23	*St. Bonaventure	39	2-12	0-1	3-4	0-1	3-0	0-0	1	7
2-27	*Saint Joseph's	37	4-13	1-6	1-1	2-4	2-2	0-0	2	10
3-2	*at Davidson	38	6-15	1-7	4-4	0-3	0-5	0-1	2	17
3-6	*George Washington	37	5-14	0-6	0-1	1-6	6-1	0-1	1	10
3-9	*at LaSalle	37	3-13	1-6	1-1	0-0	3-3	0-2	2	8
3-13	vs. Richmond (A10)	39	5-14	1-3	2-2	1-5	2-2	0-3	1	13
Totals		1155	174-467	70-211	71-87	18-76	95-54	0-28	60	489



TREY JEMISON



SOPHOMORE • CENTER

7-0 • 254

#55 • BIRMINGHAM, ALA.

HOOVER HS



2018-19

- » Appeared in 20 contests this season after returning from knee surgery.
- » Played in first collegiate game on Dec. 4 against Saint Peter's.
- » Averaged 0.4 points, 0.8 rebounds and blocked five total shots during the season.
- » Played 72 total minutes and averaged 3.6 minutes per game.
- » Corralled 16 rebounds, including five on the offensive glass.
- » Played first career game against Saint Peter's and played two minutes, grabbing one rebound (Dec. 4).
- » Scored first career points against Mississippi State (Dec. 8) – both from the foul line.
- » Blocked first career shot at South Carolina (Dec. 22).
- » Season-high four points at Duke (Jan. 5).
- » Played a season-high 12 minutes at Louisville (Feb. 16).
- » Tied career-high with two rebounds against Wake Forest (Feb. 3).
- » Set a new career-best with two blocked shots against the Demon Deacons.
- » Total four minutes during the postseason, garnering one rebound and one blocked shot against Wright State and Wichita State.

BEFORE CLEMSON

- » Came to Clemson as a four-star prospect.
- » Ranked No. 1 in the state of Alabama and No. 12 in the country at his position, according to ESPN.
- » Averaged 19.0 points, 15.0 rebounds and 5.0 blocks per game as a senior at Hoover High School.
- » Ended his career with averages of 15.0 points, 12.0 rebounds and 4.0 blocks across all games at Homewood and Hoover.
- » Chose Clemson over Auburn, Alabama, Harvard, Georgia and Georgia Tech.

HIGH SCHOOL ACCOLADES

- » Averaged 19.0 points, 15.0 rebounds and 5.0 blocks per game as a senior.
- » Averaged 15.0 points, 12.0 rebounds and 4.0 blocks per game during his career.
- » Ranked No. 1 player in the state of Alabama and No. 12 in the country at his position, according to ESPN.
- » Four-year starter/letterman while maintaining a GPA of 3.75 and above.
- » Member of National Honor Society – 3.75 GPA.
- » Active FCS member in Birmingham area – helped charter initial FCA organization at Homewood High School.
- » Was an Alabama-Mississippi All-Star Game participant as a senior (2017-18).

- » MVP of the SEBA Atlanta Hoop Classic (2017-18).
- » MOP of the Charlotte Hoop Classic (2017-18).
- » MVP of the Progressive Raider Classic (2017-18).
- » Hoover Student of the Month Award (2017-18).
- » Named All-Area Team as a junior (2016-17).
- » KSA Orlando Prep Classic MVP as a junior (2016-17).
- » Was an Alabama North-South All-Star Selection (2016-17).

- » Homewood High School BETA Club Member for 3.5 GPA and above (2016-17).
- » State Champions (2015-16).
- » All-Region (2015-16).

PERSONAL

- » Born November 28, 1999 (turns 20 during the 2019-20 season).



JEMISON'S CAREER HIGHS

Points:	4 at Duke, 1/5/19
Field Goals Made:	2 at Duke, 1/5/19
Field Goal Attempts:	2 at Duke, 1/5/19; 2 at Louisville, 2/16/19
3-Pointers Made:	N/A
3-Point Attempts:	N/A
Free Throws Made:	2 vs. Mississippi State, 12/8/19
Free Throw Attempts:	2 vs. Mississippi State, 12/8/19; 2 vs. Wake Forest, 2/3/19
Rebounds:	2 vs. many (3), last vs. Wake Forest, 2/3/19
Offensive Rebounds:	1 vs. many (5), last at Georgia Tech, 2/6/19
Assists:	1 at Duke, 1/5/19
Blocked Shots:	2 vs. Wake Forest, 2/3/19
Steals:	1 vs. Lipscomb, 12/30/18; 1 vs. North Carolina, 3/2/19
Minutes:	12 at Louisville, 2/16/19

JEMISON'S CAREER STATISTICS

Year	GP-GS	Min/Avg	FG-FA	Pct	3FG-FA	Pct	FT-FTA	Pct	OR/Reb/Avg	A-T	BS-ST	Pf-D	Pts/Avg
2018-19	20-0	72/3.6	2-6	.333	0-0	.000	3-5	.600	5/16/0.8	1-3	5-2	18-0	7/0.4
Totals	20-0	72/3.6	2-6	.333	0-0	.000	3-5	.600	5/16/0.8	1-3	5-2	18-0	7/0.4



TREY JEMISON

JEMISON'S GAME BY GAME, 2018-19


Date	Opponent	Min	F-FGA	3-3A	FT-FA	Of-RB	A-T	B-S	PF	Pts
11-6	The Citadel	DNP								
11-9	NC Central	DNP								
11-14	Sam Houston State	DNP								
11-19	vs. Akron	DNP								
11-20	vs. Georgia	DNP								
11-21	vs. Creighton	DNP								
11-26	Nebraska	DNP								
12-4	Saint Peter's	2	0-1	0-0	0-0	0-1	0-0	0-0	0	0
12-8	vs. Mississippi State	1	0-0	0-0	2-2	1-1	0-0	0-0	0	2
12-15	Radford	1	0-0	0-0	0-0	0-0	0-0	0-0	1	0
12-18	Charleston Southern	3	0-0	0-0	0-0	0-2	0-0	0-0	0	0
12-22	at South Carolina	6	0-0	0-0	0-0	0-0	0-1	1-0	2	0
12-30	Lipscomb	3	0-0	0-0	0-0	0-0	1-0	0-1	3	0
1-5	*at Duke	6	2-2	0-0	0-0	1-2	0-0	0-0	1	4
1-9	*at Syracuse	6	0-1	0-0	0-0	0-1	0-0	0-0	0	0
1-12	*Virginia	6	0-0	0-0	0-0	0-0	0-0	0-0	2	0
1-16	*Georgia Tech	5	0-0	0-0	0-0	0-1	0-0	0-0	2	0
1-22	*at Florida State	DNP								
1-26	*at NC State	DNP								
1-29	*Pittsburgh	2	0-0	0-0	0-0	1-1	0-0	0-0	1	0
2-3	*Wake Forest	4	0-0	0-0	1-2	1-2	0-0	2-0	0	1
2-6	*at Georgia Tech	4	0-0	0-0	0-0	1-1	0-1	0-0	2	0
2-9	*Virginia Tech	DNP								
2-13	*at Miami	DNP								
2-16	*at Louisville	12	0-2	0-0	0-0	0-1	0-1	1-0	3	0
2-19	*Florida State	2	0-0	0-0	0-1	0-1	0-0	0-0	1	0
2-23	*Boston College	DNP								
2-27	*at Pittsburgh	DNP								
3-2	*North Carolina	2	0-0	0-0	0-0	0-0	0-0	0-1	0	0
3-6	*at Notre Dame	3	0-0	0-0	0-0	0-1	0-0	0-0	0	0
3-9	*Syracuse	0	0-0	0-0	0-0	0-0	0-0	0-0	0	0
3-13	vs. NC State (ACC)	DNP								
3-19	vs. Wright State (NIT)	3	0-0	0-0	0-0	0-0	0-0	0-1	0	0
3-24	vs. Wichita State (NIT)	1	0-0	0-0	0-0	0-1	0-0	0-0	0	0
Totals		72	2-6	0-0	3-5	5-16	1-3	5-2	18	7

JEMISON VS. 2019-20 OPPONENTS

Opponent	G-GS	Min	FG	3-PT	FT-FTA	Of-Rb	A-T	B-S	Pts	Avg
Duke	1-0	6	2-2	0-0	0-0	1-2	0-0	0-0	4	4.0
Georgia Tech	2-0	9	0-0	0-0	0-0	1-2	0-1	0-0	0	0.0
North Carolina	1-0	2	0-0	0-0	0-0	0-0	0-0	0-1	0	0.0
Notre Dame	1-0	3	0-0	0-0	0-0	0-1	0-0	0-0	0	0.0
Pittsburgh	1-0	2	0-0	0-0	0-0	1-1	0-0	0-0	0	0.0
Syracuse	2-0	6	0-1	0-0	0-0	0-1	0-0	0-0	0	0.0
Virginia	1-0	3	0-0	0-0	0-0	0-0	0-0	0-0	0	0.0
Wake Forest	1-0	4	0-0	0-0	1-2	1-2	0-0	2-0	1	1.0



KHAVON MOORE



SOPHOMORE • FORWARD
6-8 • 215
#21 • MACON, GA.
WESTSIDE HS
TEXAS TECH



2019-20

» Received a waiver from the NCAA and is immediately eligible to participate.

2018-19 (AT TEXAS TECH)

» Played two minutes after returning from injury against Iowa State.
 » Recorded no statistics.

PREP CAREER

» Played on the AAU circuit for Atlanta Xpress.
 » Highly regarded as a four-star recruit.
 » Was rated No. 44 in the nation by Rivals.com in the Class of 2018.
 » ESPN.com graded Moore as a four-star prospect (No. 43 nationally in ESPN's Top 100).
 » During his prep career at Westside High School, amassed 2,000 points and averaged 22.5 points, 9.0 rebounds, 4.6 assists, 2.2 steals and 1.8 blocks per game as a senior.



MOORE'S CAREER HIGHS

Points:	N/A
Field Goals Made:	N/A
Field Goal Attempts:	N/A
3-Pointers Made:	N/A
3-Point Attempts:	N/A
Free Throws Made:	N/A
Free Throw Attempts:	N/A
Rebounds:	N/A
Offensive Rebounds:	N/A
Assists:	N/A
Blocked Shots:	N/A
Steals:	N/A
Minutes:	2 vs. Iowa State, 1/16/19

MOORE'S CAREER STATISTICS


Year	GP-GS	Min/Avg	FG-FA	Pct	3FG-FA	Pct	FT-FTA	Pct	OR/Reb/Avg	A-T	BS-ST	Pf-D	Pts/Avg
2018-19	1-0	2/2.0	0-0	.000	0-0	.000	0-0	.000	0/0/0.0	0-0	0-0	0-0	0/0.0
Totals	1-0	2/2.0	0-0	.000	0-0	.000	0-0	.000	0/0/0.0	0-0	0-0	0-0	0/0.0



KHAVON MOORE

MOORE'S GAME BY GAME, 2018-19

Date	Opponent	Min	F-FGA	3-3A	FT-FA	Of-RB	A-T	B-S	PF	Pts
11-6	Incarnate Ward	DNP								
11-9	Mississippi Valley State	DNP								
11-13	Southeastern Louisiana	DNP								
11-19	vs. USC	DNP								
11-20	vs. Nebraska	DNP								
11-24	Northern Colorado	DNP								
12-1	vs. Memphis	DNP								
12-5	Arkansas-Pine Bluff	DNP								
12-12	Northwestern State	DNP								
12-15	Abilene Christian	DNP								
12-20	vs. Duke	DNP								
12-28	UTRGV	DNP								
1-2	*at West Virginia	DNP								
1-5	*Kansas State	DNP								
1-8	*Oklahoma	DNP								
1-12	*at Texas	DNP								
1-16	*Iowa State	2	0-0	0-0	0-0	0-0	0-0	0-0	0	0
1-19	*at Baylor	DNP								
1-22	*at Kansas State	DNP								
1-26	Arkansas	DNP								
1-28	*TCU	DNP								
2-2	*at Kansas	DNP								
2-4	*West Virginia	DNP								
2-9	*at Oklahoma	DNP								
2-13	*at Oklahoma State	DNP								
2-16	*Baylor	DNP								
2-23	*Kansas	DNP								
2-27	*Oklahoma State	DNP								
3-2	*at TCU	DNP								
3-4	*Texas	DNP								
3-9	*at Iowa State	DNP								
3-14	vs. West Virginia (B12)	DNP								
3-22	vs. N. Kentucky (NCAA)	DNP								
3-24	vs. Buffalo (NCAA)	DNP								
3-28	vs. Michigan (NCAA)	DNP								
3-30	vs. Gonzaga (NCAA)	DNP								
4-6	vs. Michigan State (NCAA)	DNP								
4-8	vs. Virginia (NCAA)	DNP								
Totals		2	0-0	0-0	0-0	0-0	0-0	0-0	0	0



JOHN NEWMAN III



SOPHOMORE • GUARD
6-5 • 197
#15 • GREENSBORO, N.C.
GREENSBORO DAY SCHOOL



2018-19

- » Appeared in all 34 games this season and made one start.
- » Made first career start against Mississippi State (Dec. 8).
- » Played 20+ minutes on five occasions.
- » Averaged 2.1 points per game and 1.8 rebounds per contest.
- » Shot 38.4 percent from the floor and 32.1 percent from distance.
- » Grabbed 60 rebounds, including 15 on the offensive glass.
- » Tallied 15 assists, 12 steals and five blocks.
- » Played double-digit minutes in 22 games.
- » Made at least two field goals in nine contests.
- » Made collegiate debut playing 18 minutes in the season opener against The Citadel (Nov. 6).
- » Scored five points and grabbed three rebounds against the Bulldogs.
- » Played double-digit minutes in the next three contests, scoring 10 total points, including tying his season-high of five against Sam Houston State (Nov. 14).
- » Made his first collegiate start against Mississippi State in the Never Forget Tribute Classic – played 14 minutes.
- » Grabbed a career-high six rebounds at South Carolina (Dec. 22) and five points, including an emphatic dunk on the Gamecocks' Chris Silva.
- » Connected on a career-best two 3-pointers against Wake Forest (Feb. 3).
- » Tied season-high with two assists in 19 minutes played against North Carolina (March 2).
- » Scored three points against NC State in the ACC Tournament (March 13) on an and-one play with a fast-break dunk in the first half.
- » Scored a career-high six points and grabbed four rebounds in first career postseason game against Wright State in the first round of the NIT (March 19) – finished 2-for-3 from the field against Wright State, including 1-for-2 from distance.
- » Blocked two shots and added an assist and a steal against the Raiders.
- » Scored four points against Wichita State (March 23).

BEFORE CLEMSON

- » Came to Clemson as a four-star prospect.
- » Ranked No. 5 in the state of North Carolina according to Phenom Hoops.
- » Ranked 42nd at his position nationally according to ESPN.
- » Led his team in scoring and scored 24 points and was named MVP of the NCISAA 3A State Championship game.
- » Selected to the NCISAA all-state team for the second consecutive season as a senior and was named to the

PACIS all-conference team for the third-straight year.

- » Three-time state champion.
- » Finished with 1,400 points, 500 rebounds, 200 assists and 100 steals in career at Greensboro Day School.
- » Chose Clemson over Providence, Wake Forest, Georgia Tech and Boston College.

PERSONAL

- » Born August 2, 1999 (turns 20 prior to the 2019-20 season).

HIGH SCHOOL ACCOLADES

- » Finished career with 1,400 points, 500 rebounds, 200 assists, 100 steals
- » Lenwood Edwards Endowment Award for Academic Leadership
- » Rivals Top 150
- » Top 5 in Phenom Hoops
- » 3-time state champion (2015, 2016, 2018)
- » NCISAA 3A Championship Game MVP (2018)
- » 2-time NCISAA 3A All-State (2017 and 2018)
- » Associated Press NC All-State Team (2018)



NEWMAN'S CAREER HIGHS

Points:	6 vs. Wake Forest, 2/3/19; 6 vs. Wright State, 3/19/19
Field Goals Made:	2 vs. many (9), last vs. Wichita State, 3/24/19
Field Goal Attempts:	7 vs. Wichita State, 3/24/19
3-Pointers Made:	2 vs. Wake Forest, 2/3/19
3-Point Attempts:	2 vs. many (7), last vs. Wright State, 3/19/19
Free Throws Made:	1 vs. many (6), last vs. Wright State, 3/19/19
Free Throw Attempts:	2 vs. many (5), last vs. Wright State, 3/19/19
Rebounds:	6 at South Carolina, 12/22/18
Offensive Rebounds:	2 vs. many (3), last vs. Wright State, 3/19/19
Assists:	2 vs. many (3), last vs. North Carolina, 3/2/19
Blocked Shots:	2 vs. Wright State, 3/19/19
Steals:	2 vs. Radford, 12/15/18; 2 vs. Wichita State, 3/24/19
Minutes:	27 vs. Wichita State, 3/24/19

NEWMAN'S CAREER STATISTICS

Year	GP-GS	Min/Avg	FG-FA	Pct	3FG-FA	Pct	FT-FTA	Pct	OR/Reb/Avg	A-T	BS-ST	Pf-D	Pts/Avg
2018-19	34-1	408/12.0	28-73	.384	9-28	.321	6-11	.545	15/60/1.8	15-19	5-12	31-0	71/2.1
Totals	34-1	408/12.0	28-73	.384	9-28	.321	6-11	.545	15/60/1.8	15-19	5-12	31-0	71/2.1



JOHN NEWMAN III

- » McDonald's All-American Nominee (2018)
- » News and Record Private School All-Area Player of the Year (2018)
- » 3-time News and Record Private School All-Area Team (2016, 2017, 2018)
- » 'Iolani Classic All-Tournament Team (2018)
- » Cannon Classic All-Tournament Team (2016)
- » NBPA Top 100 Invitee and Participant (2017)
- » Phenom Hoops National Showcase Game MVP (2016 and 2017)
- » 3-time PACIS All-Conference Team (2016, 2017, 2018)
- » 5-time HAECO Invitational Champion (2013, 2014, 2015, 2016, 2017)
- » HAECO Invitational MVP (2018)
- » 3-time HAECO Invitational All-Tournament Team (2015, 2016, 2017)
- » 15-0 record at HAECO Invitational
- » 2-time participant at the GEICO (formerly called Dick's) National HS Tournament
- » Overall record of 152-24
- » Averaged 14.7 points, 5.0 rebounds and 3.2 assists during senior season

NEWMAN VS. 2019-20 OPPONENTS


Opponent	G-GS	Min	FG	3-PT	FT-FTA	Of-Rb	A-T	B-S	Pts	Avg
Boston College	1-0	10	0-0	0-0	0-0	1-1	1-1	0-0	0	0.0
Duke	1-0	12	1-3	0-0	0-0	0-1	0-0	0-0	2	2.0
Florida State	2-0	16	1-3	0-2	0-0	1-5	0-0	0-0	2	1.0
Georgia Tech	2-0	15	0-2	0-1	0-0	0-0	1-2	0-0	0	0.0
Louisville	1-0	10	1-2	0-0	0-0	1-2	0-0	0-0	2	2.0
Miami	1-0	3	0-0	0-0	0-0	0-0	0-0	0-1	0	0.0
North Carolina	1-0	19	1-3	0-1	0-0	0-3	2-1	0-0	2	2.0
Notre Dame	1-0	10	0-1	0-0	0-0	0-1	0-0	0-0	0	0.0
NC State	2-0	20	3-4	0-0	1-1	2-4	1-1	0-1	7	3.5
Pittsburgh	2-0	22	1-7	1-4	0-0	0-1	2-1	2-1	3	1.5
South Carolina	1-0	16	2-2	1-1	0-0	1-6	2-0	0-0	5	5.0
Syracuse	2-0	4	0-0	0-0	0-0	1-3	0-0	0-0	0	0.0
Virginia	1-0	11	2-3	1-1	0-0	0-1	0-0	0-0	5	5.0
Virginia Tech	1-0	8	0-1	0-1	0-0	0-0	0-0	0-0	0	0.0
Wake Forest	1-0	16	2-4	2-2	0-0	0-1	0-1	0-0	6	6.0

NEWMAN'S GAME BY GAME, 2018-19

Date	Opponent	Min	F-FGA	3-3A	FT-FA	Of-RB	A-T	B-S	PF	Pts
11-6	The Citadel	18	2-3	1-2	0-0	2-3	2-1	0-0	2	5
11-9	NC Central	17	1-4	0-2	1-2	1-3	1-0	0-1	0	3
11-14	Sam Houston State	17	2-3	0-1	1-2	0-3	0-0	0-0	0	5
11-19	vs. Akron	14	1-2	0-0	0-0	0-3	0-2	0-0	0	2
11-20	vs. Georgia	5	0-2	0-0	0-0	0-1	0-0	0-0	0	0
11-21	vs. Creighton	5	0-0	0-0	0-0	0-1	0-1	0-0	2	0
11-26	Nebraska	6	0-2	0-1	0-0	1-1	0-0	0-0	1	0
12-4	Saint Peter's	4	0-1	0-1	0-0	0-0	0-0	0-0	0	0
12-8	vs. Mississippi State	14	0-3	0-1	0-0	1-1	0-0	0-1	1	0
12-15	Radford	24	1-3	0-1	1-2	0-5	1-3	0-2	2	3
12-18	Charleston Southern	23	1-2	1-2	1-2	0-1	0-3	1-1	3	4
12-22	at South Carolina	16	2-2	1-1	0-0	1-6	2-0	0-0	0	5
12-30	Lipscomb	21	2-3	1-1	0-0	1-5	0-1	0-1	1	5
1-5	*at Duke	12	1-3	0-0	0-0	0-1	0-0	0-0	0	2
1-9	*at Syracuse	4	0-0	0-0	0-0	0-2	0-0	0-0	0	0
1-12	*Virginia	11	2-3	1-1	0-0	0-1	0-0	0-0	1	5
1-16	*Georgia Tech	10	0-2	0-1	0-0	0-0	0-1	0-0	0	0
1-22	*at Florida State	13	1-3	0-2	0-0	1-4	0-0	0-0	2	2
1-26	*at NC State	13	2-2	0-0	0-0	0-1	1-1	0-1	0	4
1-29	*Pittsburgh	14	0-4	0-2	0-0	0-1	1-0	1-1	1	0
2-3	*Wake Forest	16	2-4	2-2	0-0	0-1	0-1	0-0	1	6
2-6	*at Georgia Tech	5	0-0	0-0	0-0	0-0	1-1	0-0	1	0
2-9	*Virginia Tech	8	0-1	0-1	0-0	0-0	0-0	0-0	1	0
2-13	*at Miami	3	0-0	0-0	0-0	0-0	0-0	0-1	1	0
2-16	*at Louisville	10	1-2	0-0	0-0	1-2	0-0	0-0	1	2
2-19	*Florida State	3	0-0	0-0	0-0	0-1	0-0	0-0	0	0
2-23	*Boston College	10	0-0	0-0	0-0	1-1	1-1	0-0	0	0
2-27	*at Pittsburgh	8	1-3	1-2	0-0	0-0	1-1	1-0	3	3
3-2	*North Carolina	19	1-3	0-1	0-0	0-3	2-1	0-0	4	2
3-6	*at Notre Dame	10	0-1	0-0	0-0	0-1	0-0	0-0	0	0
3-9	*Syracuse	0	0-0	0-0	0-0	1-1	0-0	0-0	0	0
3-13	vs. NC State (ACC)	7	1-2	0-0	1-1	2-3	0-0	0-0	0	3
3-19	vs. Wright State (NIT)	21	2-3	1-2	1-2	2-4	1-1	2-1	2	6
3-24	vs. Wichita State (NIT)	27	2-7	0-1	0-0	0-0	1-0	0-2	1	4
Totals		408	28-73	9-28	6-11	15-60	15-19	5-12	31	71



HUNTER TYSON



SOPHOMORE • FORWARD
6-8 • 204
#5 • MONROE, N.C.
PIEDMONT HS



2018-19

- » Appeared in 31 games this season, all off the bench for the Tigers.
- » Averaged 8.3 minutes per game and played a career-high 21 minutes against Creighton in the Cayman Islands Classic.
- » Averaged 1.6 points per game and 1.0 rebounds per contest.
- » Posted 12 assists, eight blocks and two steals.
- » Made 16 field goals and connected on 11 3-pointers.
- » Made collegiate debut in the season opener against The Citadel (Nov. 6), playing 12 minutes and scoring four points and grabbing four rebounds. Also posted a season-high three assists and made a season-high four free throws in that game against the Bulldogs.
- » Scored a then-season-high six points on two triples against NC Central (Nov. 9).
- » Played a season-high 21 minutes against Creighton in the Cayman Islands Classic (Nov. 21).
- » Played 19 minutes and scored five points against Charleston Southern (Dec. 18).
- » Tied season-best with two made field goals against Duke in Clemson's ACC opener (Jan. 5).
- » Played double-digit minutes in 12 contests this season. Scored five points and tied season-high with two made field goals against Virginia Tech (Feb. 9).
- » Played 16 minutes and scored a season-high nine points on the road at Pitt (Feb. 27), shooting 3-for-6 from the field and 3-for-5 from distance.
- » Knocked down a season-best three 3-pointers against the Panthers and grabbed four boards.
- » Connected on a 3-pointer off the bench against North Carolina (March 2).
- » Knocked down at least one 3-pointer in eight games this season.

BEFORE CLEMSON

- » Came to Clemson as the No. 8 ranked forward in the state of North Carolina by Phenom Hoops and ESPN.
- » Ranked 34th nationally at his position according to ESPN.
- » Averaged 27.1 points, 9.1 rebounds, 2.7 assists, 1.5 steals and 0.8 blocks per game as a senior at Piedmont High School.
- » Scored 704 points as a senior and shot 46.0 percent from the field.
- » Chose Clemson over Michigan, Davidson, Tennessee and Wake Forest.

PERSONAL

- » Born June 13, 2000.

HIGH SCHOOL ACCOLADES

- » Ranked No. 8 in the state of North Carolina and No. 34 in the country at his position, according to ESPN

- » Ranked No. 25 All-Time in NCHSAA Boys Basketball – 2,131 points
- » All-Time leading scorer in Union County Boys Basketball history
- » All-Time leading scorer in Piedmont High School history (boys or girls)
- » No. 4 ranked rebounder in Union County history (792)
- » Southern Carolina Conference Player of the Year (2017-18)
- » Enquirer Journal Union County Player of the Year

(2017-18)

- » Union County Hoops.com Player of the Year (2017-18)
- » All-Charlotte Observer First Team (2017-18)
- » All-Region First Team (2017-18)
- » Associated Press All-State (2017-18)
- » Led Union County in points per game and rebounds per game as a senior (2017-18)
- » Chosen to play in Carolina's Classic – NC/SC All-Star Game
- » Chosen to play in the East-West All-Star Game
- » Enquirer Journal All-Union County Team (2016-17)



TYSON'S CAREER HIGHS

Points:	9 at Pittsburgh, 2/27/19
Field Goals Made:	3 at Pittsburgh, 2/27/19
Field Goal Attempts:	6 vs. NC Central, 11/9/18; 6 at Pittsburgh, 2/27/19
3-Pointers Made:	3 at Pittsburgh, 2/27/19
3-Point Attempts:	6 vs. NC Central, 11/9/18
Free Throws Made:	4 vs. The Citadel, 11/6/18
Free Throw Attempts:	6 vs. The Citadel, 11/6/18
Rebounds:	4 vs. The Citadel, 11/6/19; 4 at Pittsburgh, 2/27/19
Offensive Rebounds:	2 vs. Saint Peter's, 12/4/18
Assists:	3 vs. The Citadel, 11/6/18
Blocked Shots:	2 vs. Charleston Southern, 12/18/18
Steals:	1 vs. NC Central, 11/9/18; 1 vs. Saint Peter's, 12/4/18
Minutes:	21 vs. Creighton, 11/21/18

TYSON'S CAREER STATISTICS

Year	GP-GS	Min/Avg	FG-FA	Pct	3FG-FA	Pct	FT-FTA	Pct	OR/Reb/Avg	A-T	BS-ST	Pf-D	Pts/Avg
2018-19	31-0	258/8.3	16-63	.254	11-47	.234	6-9	.667	6/32/1.0	12-6	8-2	18-0	49/1.6
Totals	31-0	258/8.3	16-63	.254	11-47	.234	6-9	.667	6/32/1.0	12-6	8-2	18-0	49/1.6



HUNTER TYSON

- » Southern Carolina Conference Co-Player of the Year (2016-17)
- » All-Charlotte Observer First Team (2016-17)
- » All-Southern Carolina Conference (2016-17)
- » NCBCA All-State (2016-17)
- » All-Region Second Team (2016-17)
- » Led Union County in points per game and rebounds per game (2016-17)
- » Scored career-high 44 points in 73-70 loss to Freedom in second round of NCHSAA 3A Playoffs
- » Enquirer Journal All-Union County Team (2015-16)
- » All-Southern Carolina Conference (2015-16)
- » All-Union County Hoops.com Team (2015-16)
- » Enquirer Journal Freshman of the Year (2014-15)
- » Enquirer Journal All-Union County team (2014-15)

TYSON VS. 2019-20 OPPONENTS


Opponent	G-GS	Min	FG	3-PT	FT-FTA	Of-Rb	A-T	B-S	Pts	Avg
Duke	1-0	12	2-4	1-3	0-0	1-1	1-0	0-0	5	5.0
Florida State	2-0	13	0-1	0-1	0-0	0-3	0-0	0-0	0	0.0
Georgia Tech	1-0	5	0-0	0-0	0-0	0-0	1-0	0-0	0	0.0
Louisville	1-0	0	0-0	0-0	0-0	0-0	0-1	0-0	0	0.0
Miami	1-0	15	0-4	0-4	0-0	0-0	2-0	0-0	0	0.0
North Carolina	1-0	18	1-4	1-4	0-0	0-1	1-0	1-0	3	3.0
Notre Dame	1-0	4	0-1	0-1	0-0	0-0	0-0	0-0	0	0.0
NC State	1-0	2	0-0	0-0	0-0	0-0	0-0	0-0	0	0.0
Pittsburgh	2-0	19	3-6	3-5	0-0	0-4	0-0	1-0	9	4.5
South Carolina	1-0	3	0-0	0-0	0-0	0-0	0-0	0-0	0	0.0
Syracuse	2-0	11	1-3	1-3	0-0	0-0	1-0	0-0	3	1.5
Virginia	1-0	4	0-2	0-1	0-0	0-0	1-0	0-0	0	0.0
Virginia Tech	1-0	11	2-3	1-2	0-0	0-1	0-1	0-0	5	5.0
Wake Forest	1-0	3	0-0	0-0	0-0	0-0	0-1	0-0	0	0.0

TYSON'S GAME BY GAME, 2018-19

Date	Opponent	Min	F-FGA	3-3A	FT-FA	Of-RB	A-T	B-S	PF	Pts
11-6	The Citadel	12	0-3	0-3	4-6	0-4	3-0	1-0	0	4
11-9	NC Central	14	2-6	2-6	0-0	0-3	1-0	1-1	1	6
11-14	Sam Houston State	7	1-1	1-1	1-2	0-0	0-0	0-0	0	4
11-19	vs. Akron	8	0-0	0-0	0-0	0-2	0-0	0-0	0	0
11-20	vs. Georgia	7	0-4	0-1	0-0	1-2	0-0	0-0	0	0
11-21	vs. Creighton	21	1-3	1-3	0-0	0-2	1-0	0-0	2	3
11-26	Nebraska	4	0-1	0-1	0-0	0-1	0-0	0-0	0	0
12-4	Saint Peter's	14	0-2	0-1	0-0	2-3	0-0	0-1	0	0
12-8	vs. Mississippi State	14	1-5	0-3	0-0	1-2	0-0	0-0	1	2
12-15	Radford	4	0-2	0-1	0-0	0-0	0-0	1-0	0	0
12-18	Charleston Southern	19	2-5	0-2	1-1	0-2	0-3	2-0	1	5
12-22	at South Carolina	3	0-0	0-0	0-0	0-0	0-0	0-0	1	0
12-30	Lipscomb	2	0-0	0-0	0-0	0-0	0-0	0-0	0	0
1-5	*at Duke	12	2-4	1-3	0-0	1-1	1-0	0-0	0	5
1-9	*at Syracuse	9	0-2	0-2	0-0	0-0	1-0	0-0	0	0
1-12	*Virginia	4	0-2	0-1	0-0	0-0	1-0	0-0	1	0
1-16	*Georgia Tech	DNP								
1-22	*at Florida State	1	0-0	0-0	0-0	0-0	0-0	0-0	0	0
1-26	*at NC State	DNP								
2-29	*Pittsburgh	3	0-0	0-0	0-0	0-0	0-0	1-0	1	0
2-3	*Wake Forest	3	0-0	0-0	0-0	0-0	0-1	0-0	2	0
2-6	*at Georgia Tech	5	0-0	0-0	0-0	1-0	0-0	0-0	0	0
2-9	*Virginia Tech	11	2-3	1-2	0-0	0-1	0-1	0-0	1	5
2-13	*at Miami	15	0-4	0-4	0-0	0-0	2-0	0-0	1	0
2-16	*at Louisville	0	0-0	0-0	0-0	0-0	0-1	0-0	0	0
2-19	*Florida State	12	0-1	0-1	0-0	0-3	0-0	0-0	2	0
2-23	*Boston College	DNP								
2-27	*at Pittsburgh	16	3-6	3-5	0-0	0-4	0-0	0-0	1	9
3-2	*North Carolina	18	1-4	1-4	0-0	0-1	1-0	1-0	1	3
3-6	*at Notre Dame	4	0-1	0-1	0-0	0-0	0-0	0-0	0	0
3-9	*Syracuse	2	1-1	1-1	0-0	0-0	0-0	0-0	1	3
3-13	vs. NC State (ACC)	2	0-0	0-0	0-0	0-0	0-0	0-0	0	0
3-19	vs. Wright State (NIT)	6	0-3	0-1	0-0	1-1	0-0	1-0	1	0
3-24	vs. Wichita State (NIT)	6	0-0	0-0	0-0	0-0	0-0	0-0	0	0
Totals		258	16-63	11-47	6-9	6-32	12-6	8-2	18	49



AL-AMIR DAWES / ALEX HEMENWAY



FRESHMAN • GUARD
6-2 • 180
#2 • NEWARK, N.J.
THE PATRICK SCHOOL




OVERVIEW

- » Comes to Clemson as a four-star prospect according to both ESPN and 247Sports. ESPN ranks Dawes No. 95 in its Top 100 for the 2019 signing class.
- » He is rated the fifth-best prospect in New Jersey, 15th nationally at the point guard position and 24th overall on the east coast.
- » Averaged 15.5 points, 4.3 assists, 3.1 rebounds and 2.1 steals per game on the NIKE EYBL Circuit en route to third-team honors – earning Top 15 recognition.
- » Chose Clemson over Providence, Seton Hall, St. John's and UCONN.

HIGH SCHOOL ACCOLADES

- » ESPN Top 100 Prospect
- » 247Sports Top 150 Prospect
- » Rivals Top 150 Prospect
- » Finished Top 15 at NPBA Camp
- » Finished Top 3 at Chris Paul's CP3 Camp
- » Made Third-Team overall on the Nike EYBL Circuit (meaning he finished Top 15 on the Nike Circuit)



FRESHMAN • GUARD
6-3 • 180
#12 • NEWBURGH, IND.
CASTLE HS



OVERVIEW

- » Comes to Clemson as a three-star prospect.
- » Ranked No. 10 in the state of Indiana
- » Averaged 21.0 points, 5.0 rebounds and 4.0 assists per game as a junior last season at Castle High School
- » Chose Clemson over Nebraska, Creighton, DePaul and Belmont.

HIGH SCHOOL ACCOLADES

- » Indiana Jr. All-Star – May 2018
- » Castle Basketball 1,000 Point Club – February 2018
- » SIAC All-Conference First Team – 2017-18
- » IBCA Supreme 15 – 2017-18
- » SIAC All-Conference First Team – 2016-17
- » IBCA Supreme 15 – 2016-17



CHASE HUNTER / O'NEIL McBRIDE



FRESHMAN • GUARD
6-4 • 200
#3 • ATLANTA, GA.
WESTLAKE HS




OVERVIEW

- » Comes to Clemson as a four-star prospect and No. 98 overall in 247Sports' Top 100 for the 2019 class. » 247Sports ranks Hunter as the No. 4 player in the state of Georgia and the No. 14 combo guard in the country.
- » Averaged 15.6 points, 4.1 rebounds, 2.3 assists and 1.8 steals per game as a junior.
- » Scored in double-figures in 17-of-22 games and scored more than 20 points on eight occasions, including at least 30 points twice.
- » On the Under Armour circuit, Hunter averaged 14.0 points, 2.7 assists, 2.5 rebounds and 1.5 steals per game.
- » Hunter chose Clemson over Georgia, Virginia, Oklahoma and Michigan State.

HIGH SCHOOL ACCOLADES

- » 247Sports Top 100 Prospect
- » Ranked No. 4 player in the state of Georgia
- » Ranked No. 14 combo guard in the country according to 247Sports.



FRESHMAN • FORWARD
6-7 • 195
#20 • MYRTLE BEACH, S.C.
MYRTLE BEACH HS



BEFORE CLEMSON

- » Attended and graduated from Myrtle Beach High School.
- » Following high school, attended postgraduate school and played at Fork Union Military Academy (Va.)
- » As a senior at Myrtle Beach, averaged 10.0 points and 9.0 rebounds per game.

PERSONAL

- » Son of Laura and Mark McBride



2019-20 TEAM PHOTO



BACK ROW (Left to right): Athletic Trainer Brad Crowe, Director of Recruiting Philip Pearson, Assistant Coach Antonio Reynolds Dean, Head Coach Brad Brownell, Tevin Mack, Hunter Tyson, Paul Grinde, Jonathan Bæhre, Trey Jemison, Aamir Simms, Khavon Moore, O'Neil McBride, Assistant Coach Dick Bender, Assistant Coach Anthony Goins, Director of Operations Matt Bucklin, Video Coordinator Amit Tailor

FRONT ROW (Left to right): Director of Basketball Strength and Conditioning Mike Bewley, Graduate Manager Aaron Stevens, Director of Player Development Terrell McIntyre, Parker Fox, John Newman, Al-Amir Dawes, Clyde Trapp, Curran Scott, Chase Hunter, Nick Honor, Alex Hemenway, Graduate Manager Kylen Butler, Special Assistant to the Head Coach Marty Simmons



(Left to right): Paul Grinde, Brad Brownell, Tevin Mack, Curran Scott



(Left to right): Aamir Simms, Brad Brownell, Clyde Trapp, Jonathan Bæhre



(Left to right): Trey Jemison, Hunter Tyson, John Newman III, Brad Brownell, Nick Honor, Parker Fox, Khavon Moore



(Left to right): Chase Hunter, Al-Amir Dawes, Brad Brownell, Alex Hemenway, O'Neil McBride

MEET THE COACHES



BRAD BROWNELL

CLEMSON'S SECOND WINNINGEST COACH ALL-TIME LED THE TIGERS TO ITS THIRD-STRAIGHT POSTSEASON APPEARANCE LAST YEAR AND BACK-TO-BACK 20-WIN CAMPAIGNS.

HEAD COACH BRAD BROWNELL



10TH SEASON AT CLEMSON
18TH SEASON OVERALL
DEPAUW '91



Brad Brownell enters his 10th season in charge of the Clemson men's basketball program in 2019-20. The Evansville, Ind., native was named the 22nd men's basketball coach at Clemson University on April 13, 2010. He is one of 26 active Division I college basketball head coaches to guide three different schools to the NCAA Tournament (UNC Wilmington, Wright State and Clemson).

In nine seasons at Clemson, he has compiled a 169-127 record, taken the Tigers to the 2018 Sweet 16, 2011 NCAA Tournament and three NIT appearances. He is No. 1 in Clemson coaching history in terms of winning percentage against ACC competition and his 80 wins over ACC teams are the most-ever in program history. He moved into sole possession of second all-time in career wins at Clemson – passing Bill Foster last season. He remains just eight wins shy of becoming the all-time wins leader in Clemson history entering 2019-20.

Brownell enters his 18th season overall with a career record of 336-212. The Tigers have won 20 games in back-to-back seasons for the first time since 2009-10 and 2010-11. The 45 combined victories over the last two campaigns are the third-most wins in back-to-back seasons in Clemson history. Following the 2018-19 season, two Tigers earned All-ACC recognition with Marquise Reed named to the All-ACC Third Team and Elijah Thomas earning back-to-back selections to the All-ACC Defensive team.

Clemson turned in a banner season under Brownell in 2017-18 – advancing to just the 12th NCAA Tournament in program history, including the program's fourth Sweet 16. Clemson's 25-10 record tied the school mark for wins in a season. For the remarkable season, Brownell was named National College Coach of the Year by Sports Illustrated. Clemson posted a program record 11 ACC regular season wins in 2017-18, making it the sixth time in program history the Tigers have won 10 or more games in the ACC, and three have now come under Brownell's watch.

Brownell's squad was picked to finish 13th in the ACC Preseason Media Poll and ended up finishing tied for third in the final ACC standings – the largest differential from preseason media poll to season finish in league history (since 1970).

The Tigers finished 15-1 at home during the regular season – tying the program mark for most regular season home wins. The team won 11 ACC regular season games and defeated 10 different ACC teams along the way for the first time in history.

Brownell saw four players earn All-ACC recognition at the end of the season. Marquise Reed earned All-ACC Second-Team, Gabe DeVoe was named All-ACC Honorable Mention and Elijah Thomas was named to the All-ACC Defensive Team. Shelton Mitchell was named second-team All-ACC Tournament. Both Reed and DeVoe were named ACC Players of the Week during the season.

In 2015-16, Brownell's program made a number of strides. The Tigers were 10-8 and finished in a tie for seventh in the ACC, ahead of Final Four participant Syracuse. Clemson defeated four ranked teams, including three in the same week to become the first ACC team to do that in the regular season since Wake Forest in 2003.

Brownell guided the Tigers to a landmark road overtime win over Syracuse on Jan. 5, 2016, before coaching Clemson to wins over Louisville, Duke and Miami all in the same week. Duke and Miami were ranked in the top 10, giving the Clemson program its first back to back wins over top-10 teams since 1975-76. His team added a landmark victory in 2016-17 at South Carolina, ranked in the top 25 at the time of the meeting. It gave the Tigers a win over an eventual Final Four team

for a second straight season.

Brownell coached two-time All-ACC forward Jaron Blossomgame, who was also named 2016 Most Improved Player in the conference by the media and coaches. Blossomgame had a monumental junior campaign, averaging over 20 points per game with the third-highest ACC regular season point total in Clemson history. He finished his career fifth in program history with 1,733 points.

Brownell's 2014-15 team posted an 8-10 mark in the ACC regular season, which included a win at Sweet 16 participant NC State. The Tigers also defeated a pair of NCAA Tournament teams from the SEC, LSU and a top-25 Arkansas squad.

The 2013-14 team finished with a 23-13 record and advanced to New York City for the NIT semifinals. Among Clemson's 23 wins were 10 during conference play, which led to a sixth-place finish in the ACC — no small feat considering the Tigers were predicted to finish 14th by league media in the preseason.

Clemson improved by 10 wins over 2012-13, matching the school record for the best single-season improvement. The Tigers also doubled their conference win total over the previous season, becoming just the fourth team in Clemson history to reach double digit ACC wins.

Clemson won all season long with a stout defense, one that yielded a program ACC era record 58.4 points per game. Brownell and his staff also did it by coaching the ACC's free throw champions, a first for a Tiger team in 61 seasons as a member of the conference. The Tigers' biggest win came at home against No. 13 Duke, a 72-59 victory that proved to be the Blue Devils' largest margin of defeat all season.

Brownell and his staff coached K.J. McDaniels to a terrific individual season. The junior small forward was named first-team All-ACC and was the first Tiger to be named ACC Defensive Player of the Year. He posted top-10 single-season school marks for points (614), blocks (100), free throws made (154), free throw percentage (.842) and minutes played (1,212). McDaniels declared early for the NBA Draft and was selected 32nd overall.

He completed his third NBA season in 2016-17.

In 2012-13, Brownell coached Devin Booker to third-team All-ACC honors.

In 2011-12, Brownell's second team went 16-15 and 8-8 in ACC play — a record fifth straight season the Tigers were .500 or better in conference games. His program defeated three teams that advanced to the NCAA Tournament, including eventual Sweet 16 participant NC State and No. 22 Virginia.

Brownell's team was second in the ACC in scoring defense for a second straight season, yielding just 60.6 points per game. He coached Andre Young, a member of the All-ACC Defensive Team and the conference's leader in steals per game during the 2011-12 regular season.

Academically, the men's basketball program recorded one of its best all-around years under Brownell's leadership in 2011-12. The team had the highest cumulative GPA on record for a semester (3.13) in the fall, also the top GPA among Clemson men's athletic teams. In the spring, four players were named to the All-ACC Academic Team, including Tanner Smith, just the second four-time selection in Clemson history.

Brownell established a Clemson record for wins by a first-year coach in 2010-11 when he led the Tigers to a 22-12 overall record. The Tigers won a first-round NCAA Tournament game over UAB, the program's first tournament victory in 14 years.

Brownell was the only first-year coach to lead his team to an NCAA Tournament win in 2011. He has taken each of his three schools (Clemson, UNC Wilmington, Wright State) to the "Big Dance" in his first year at each stop.

Clemson compiled a 9-7 record during the ACC regular season and with a Senior Day victory over Virginia Tech on March 5, Brownell's squad clinched the No. 4 seed and a first-round bye at the ACC Tournament.

Brownell's 2011 Tigers won an ACC Tournament and NCAA Tournament game in the same season at Clemson for the first time since 1990. His club defeated Boston College 70-47 in the quarterfinals of the ACC Tournament, the second-largest margin of victory in Clemson history at the event.

He coached Demontez Stitt to third-team All-ACC



HEAD COACH BRAD BROWNELL

THE BROWNELL FILE

Born: November 15, 1968

Family: Wife, Paula, and children, Abby and Kate

Education: Earned a bachelor's degree in history from DePauw University in May 1991. Earned a master's degree from University of Indianapolis in May 1994.

Playing Experience: Earned three varsity letters at DePauw from 1988-91. Ranks seventh in school history in career assists.

Assistant Coaching Experience: Graduate Assistant at the University of Evansville (1991-92); Assistant Coach at the University of Indianapolis (1992-94); Assistant Coach at UNC Wilmington (1994-2002).

Head Coaching Experience: UNC Wilmington (2002-06); Wright State (2006-10); Clemson (2010-Present).

Honors:

- Colonial Athletic Association Coach of the Year, 2002-03 & 2005-06
- Horizon League Coach of the Year, 2007-08
- NABC District 10 Coach of the Year, 2006-07
- Sports Illustrated College Basketball Coach of the Year, 2017-18



honors in 2011. Stitt went on to be named first-team All-ACC Tournament as well. Fellow senior Jerai Grant flourished in his lone season under Brownell's teaching. Grant averaged career highs 12.4 points and 6.7 rebounds per game, and was also an All-ACC Defensive Team member.

Prior to Clemson, in his two previous head coaching stops he took the program to a school record number of wins as a Division I member. He had a 25-win season at UNC Wilmington in 2005-06 and a 23-win season at Wright State in 2006-07. He has had 25-win and 23-win seasons at Clemson as well.

Brownell guided UNC Wilmington to the NCAA Tournament in 2003 and 2006 and Wright State to the NAAs in 2007.

Brownell joined the Clemson family after coaching Wright State to a 20-12 record in 2009-10, with a third straight 12-6 Horizon League record. In four seasons with the Raiders, his teams compiled an overall mark of 84-45, including 49-21 against Horizon League foes.

Brownell's 2007 NCAA Tournament appearance at Wright State was the school's first in 14 seasons. He did it behind the strength of a 15-3 conference record and two wins in the conference tourney.

Brownell coached several standouts at Wright State, including the Horizon League Player of the Year, a first-team selection, an all-league defensive team member and two all-newcomer members in 2007-08. In 2009-10, he coached guard Vaughn Duggins to second-team All-Horizon League honors.

Brownell was the head coach at UNC Wilmington from 2002-03 through the 2005-06 season and posted an 83-40 record, including a 52-20 mark against conference teams. In his four years at Wright State he posted an a 55-24 record against conference foes (including conference tournament games).

Brownell was named CAA Coach of the Year in 2002-03 and 2005-06 and the Horizon League Coach of the Year in 2007-08. Additionally, Brownell was one of 15 finalists for the Hugh Durham Coach of the Year Award for mid-major programs in 2007 and was the NABC District 10 Coach of the Year. FoxSports.com also named him the Mid-Major Coach of the Year in 2006, his final year at UNC Wilmington.

Brownell began his coaching career as a graduate assistant at Evansville under Jim Crews in 1991-92 and he helped that program to a 24-6 record. He served as an assistant at the University of Indianapolis in 1992-93 and 1993-94.

He then started a 12-year-run at UNC Wilmington, eight as an assistant or associate head coach, and four as the head coach. He was an assistant for the Seahawks from 1994-95 through 2001-02. His final year as an assistant under Jerry Wainwright, UNC Wilmington posted a 23-10 record, including a 17-4 mark versus conference teams (including the CAA Tournament). That team defeated Southern California in the first round of the NCAA Tournament in overtime.

His four-year CAA head coaching record was 61-22, the best league mark during the period. Brownell was

twice named the CAA Coach of the Year (2003 and 2006). He coached five All-CAA performers, one CAA Player of the Year in Brett Blizzard, four All-Defensive Team selections, one Defensive Player of the Year and seven CAA All-Academic honorees.

UNC Wilmington posted a 25-8 mark his final season, 2005-06, including a victory over Final Four participant George Mason, and won the CAA Tournament. The Seahawks lost in overtime to George Washington, 88-85, in the NCAA Tournament that year.

His first UNC Wilmington team (2002-03) won 24 games and won the CAA Tournament. His club lost in the first round of the NCAA Tournament to defending national champion Maryland on a buzzer beater, 75-73.

Brownell, who turns 51 on Nov. 15, 2019 earned three letters at DePauw University, a Division III school in Greencastle, Ind. He ranks seventh in school history with 332 career assists. He led the Tigers in assists three straight seasons, while also leading DePauw in steals as a junior in 1989-90.

Brownell earned his bachelor's degree from DePauw in 1991 and completed his master's degree at the University of Indianapolis in 1994. He is a graduate of Harrison High School in Evansville, where he was a high school teammate of Calbert Cheaney, who later became the National Player of the Year in 1993 at Indiana.

Brownell and his wife, Paula, have two daughters, Abby (20) and Kate (18), both students at Clemson.



BROWNELL'S YEAR-BY-YEAR HEAD COACHING RECORD

YEAR	SCHOOL	OVERALL	.PCT	CONF.	POSTSEASON
2002-03	UNC Wilmington	24-7	.744	15-3	NCAA, 1st round
2003-04	UNC Wilmington	15-15	.500	9-9	
2004-05	UNC Wilmington	19-10	.655	13-5	
2005-06	UNC Wilmington	25-8	.758	15-3	NCAA, 1st round
2006-07	Wright State	23-10	.697	13-3	NCAA, 1st round
2007-08	Wright State	21-10	.677	12-6	
2008-09	Wright State	20-13	.606	12-6	
2009-10	Wright State	20-12	.625	12-6	
2010-11	Clemson	22-12	.647	9-7	NCAA, 2nd round
2011-12	Clemson	16-15	.516	8-8	
2012-13	Clemson	13-18	.419	5-13	
2013-14	Clemson	23-13	.639	10-8	NIT, Semifinals
2014-15	Clemson	16-15	.516	8-10	
2015-16	Clemson	17-14	.548	10-8	
2016-17	Clemson	17-16	.515	6-12	NIT, 1st Round
2017-18	Clemson	25-10	.714	11-7	NCAA, Sweet Sixteen
2018-19	Clemson	20-14	.588	9-9	NIT, 2nd Round

HEAD COACHING SUMMARY

at UNC Wilmington	83-40	.675	52-20
at Wright State	84-45	.651	49-21
at Clemson	169-127	.571	76-82
TOTALS	336-212	.613	177-123

NOTE: Conference record is regular season only.

BROWNELL VS. ALL COMPETITION

Team	UNCW			Wright State			Clemson			TOTAL			OVERALL
	H	A	N	H	A	N	H	A	N	H	A	N	
Akron	-	-	-	-	-	-	-	-	1-0	-	-	1-0	1-0
Alabama	-	-	-	-	-	-	0-1	1-0	-	0-1	1-0	-	1-1
Alabama-Birmingham (UAB)	-	-	-	-	-	-	-	-	1-0	-	-	1-0	1-0
Alabama State	-	-	-	-	-	-	1-0	-	-	1-0	-	-	1-0
Arizona	-	-	-	-	-	-	0-1	0-1	-	0-1	0-1	-	0-2
Arkansas	-	-	-	-	-	-	1-0	0-1	-	1-0	0-1	-	1-1
Arkansas-Little Rock	-	-	-	1-0	1-0	-	-	-	-	1-0	1-0	-	2-0
Auburn	-	-	-	-	-	-	1-0	0-1	1-0	1-0	0-1	1-0	2-1
Belmont	-	-	-	-	-	2-0	1-0	-	-	1-0	-	2-0	3-0
Boston College	-	-	-	-	-	-	5-1	3-2	2-0	5-1	3-2	2-0	10-3
Bowling Green	-	-	-	0-1	-	-	-	-	-	0-1	-	-	0-1
Bradley	-	-	-	0-1	0-1	-	-	-	-	0-1	0-1	-	0-2
Butler	-	-	1-0	3-2	0-6	-	-	-	-	3-2	0-6	1-0	4-8
Cal State-Fullerton	-	-	-	1-0	1-0	-	-	-	-	1-0	1-0	-	2-0
Campbell	2-0	1-0	-	-	-	-	-	-	-	2-0	1-0	-	3-0
Central Michigan	-	-	-	1-0	0-1	-	-	-	-	1-0	0-1	-	1-1
Chattanooga	-	-	-	-	1-0	-	-	-	-	-	1-0	-	1-0
Chicago State	-	-	-	1-0	0-1	-	-	-	-	1-0	0-1	-	1-1
The Citadel	-	-	-	-	-	-	3-0	1-0	-	3-0	1-0	-	4-0
College of Charleston	0-2	1-1	-	-	-	-	0-1	1-0	-	0-3	2-1	-	2-4
Coastal Carolina	1-0	1-0	-	1-0	0-1	-	1-1	0-1	-	3-1	1-2	-	4-3
Cleveland State	-	-	-	3-1	2-2	-	-	-	-	3-1	2-2	-	5-3
Colorado	-	0-1	-	-	-	-	-	-	-	-	0-1	-	0-1
Coppin State	-	-	-	-	-	-	1-0	-	-	1-0	-	-	1-0
Creighton	-	-	-	-	-	-	-	-	-	-	0-1	-	0-1
Davidson	-	-	-	-	-	-	-	-	2-0	-	-	2-0	2-0
Dayton	-	0-1	-	-	-	-	-	-	-	-	0-1	-	0-1
Delaware	4-0	3-1	2-0	-	-	-	-	-	-	4-0	3-1	2-0	9-1
Delaware State	-	-	-	-	-	-	2-0	-	-	2-0	-	-	2-0
Detroit	-	-	-	5-0	4-0	1-0	-	-	-	5-0	4-0	1-0	10-0
Drexel	4-0	3-1	2-0	-	-	-	-	-	-	4-0	3-1	2-0	9-1
Duke	-	-	-	-	-	-	2-2	0-5	0-2	2-2	0-5	0-2	2-9
East Carolina	-	0-1	-	-	-	-	1-0	-	-	1-0	0-1	-	1-1
East Tennessee St.	1-0	0-1	-	-	-	-	1-0	-	-	2-0	0-1	-	2-1
Elon	1-0	1-0	-	-	-	-	-	-	-	1-0	1-0	-	2-0
Fairfield	-	0-1	-	-	-	-	-	-	-	-	0-1	-	0-1
Florida	-	-	-	-	-	-	-	1-0	-	-	-	1-0	1-0
Florida A&M	-	-	-	-	-	-	2-0	-	-	2-0	-	-	2-0
Florida State	-	-	-	-	-	-	4-5	2-7	0-2	4-5	2-7	0-2	6-14
Furman	-	-	-	-	-	-	2-0	1-0	-	2-0	1-0	-	3-0
Gardner-Webb	-	-	-	-	-	-	1-0	-	0-1	1-0	-	0-1	1-1
George Mason	3-1	0-4	1-1	-	-	-	-	-	-	3-1	0-4	1-1	4-6
George Washington	-	-	0-1	-	-	-	-	-	-	-	-	0-1	0-1

	UNCW			Wright State			Clemson			TOTAL			
Team	H	A	N	H	A	N	H	A	N	H	A	N	OVERALL
Georgia	-	-	-	-	-	-	1-0	0-1	1-0	1-0	0-1	1-0	2-1
Georgia State	1-0	1-0	-	-	-	-	1-0	-	-	2-0	1-0	-	3-0
Georgia Tech	-	-	-	-	-	-	9-0	6-3	1-1	9-0	6-3	1-1	16-4
Green Bay	-	-	-	5-0	1-3	-	-	-	-	5-0	1-3	-	6-3
Hawaii	-	-	-	-	-	-	0-1	-	-	-	0-1	-	0-1
High Point	-	-	-	-	-	-	2-0	-	-	2-0	-	-	2-0
Hofstra	4-0	2-2	2-0	-	-	-	-	-	1-0	4-0	2-2	3-0	9-2
Illinois	-	-	-	-	-	-	1-0	-	-	1-0	-	-	1-0
Illinois-Chicago	0-1	0-1	-	4-0	3-1	-	-	-	-	4-1	3-2	-	7-3
Illinois State	-	-	-	0-1	0-1	-	-	-	-	0-1	0-1	-	0-2
IPFW	-	-	-	1-0	-	-	-	-	-	1-0	-	-	1-0
Iowa	-	-	-	-	-	-	1-0	-	-	-	1-0	-	1-0
Jacksonville	1-0	1-0	-	-	-	-	-	-	-	1-0	1-0	-	2-0
James Madison	3-0	4-0	1-0	-	-	-	-	-	-	3-0	4-0	1-0	8-0
Kansas	-	-	-	-	-	-	-	-	0-1	-	-	0-1	0-1
LSU	-	-	-	-	0-1	-	-	-	1-0	-	0-1	1-0	1-1
Long Beach State	-	-	-	-	-	-	-	-	1-0	-	-	1-0	1-0
Louisiana-Lafayette	-	-	-	-	-	-	1-0	-	-	1-0	-	-	1-0
Louisville	-	-	-	-	-	-	2-0	0-3	-	2-0	0-3	-	2-3
Loyola	-	-	-	4-0	3-1	-	-	-	-	4-0	3-1	-	7-1
Marist	-	-	-	1-0	0-1	-	-	-	1-0	1-0	0-1	1-0	2-1
Marshall	1-0	1-0	-	1-0	0-1	-	-	-	-	2-0	1-1	-	3-1
Maryland	-	-	0-1	-	-	-	1-1	0-2	-	1-1	0-2	0-1	1-4
Maryland-Eastern Shore	-	-	-	1-0	-	-	-	-	-	1-0	-	-	1-0
Massachusetts (UMass)	-	-	-	-	-	-	-	-	0-2	-	-	0-2	0-2
Mercer	-	-	-	-	-	-	1-0	-	-	1-0	-	-	1-0
Miami (Fla.)	-	-	-	-	-	-	4-1	1-5	-	4-1	1-5	-	5-6
Miami (Ohio)	-	-	-	1-1	1-1	-	-	-	-	1-1	1-1	-	2-2
Michigan	-	-	-	-	-	-	0-1	-	-	0-1	-	-	0-1
Milwaukee	-	-	-	4-0	0-4	1-0	-	-	-	4-0	0-4	1-0	5-4
Minnesota	-	-	-	-	-	-	-	0-1	-	-	0-1	-	0-1
Mississippi State	-	-	-	0-1	-	-	-	-	0-1	-	0-1	0-1	0-2
Mississippi Valley State	-	-	-	-	-	1-0	-	-	-	-	-	1-0	1-0
Murray State	-	-	-	-	-	1-0	-	-	-	-	-	1-0	1-0
Nebraska	-	-	-	-	-	-	1-1	-	-	1-1	-	-	1-1
Nevada	-	-	-	-	-	-	-	-	1-0	-	-	1-0	1-0
New Mexico State	-	-	-	-	-	-	-	-	1-0	-	-	1-0	1-0
Norfolk State	-	-	-	1-0	-	-	-	-	-	1-0	-	-	1-0
North Carolina	0-1	0-1	-	-	-	-	1-5	0-5	0-1	1-6	0-6	0-1	1-13
North Carolina A&T	-	-	-	-	-	-	1-0	-	-	1-0	-	-	1-0
North Carolina Central	-	-	-	-	-	-	2-0	-	-	2-0	-	-	2-0
NC State	-	0-1	-	-	-	-	5-2	1-5	1-1	5-2	1-6	1-1	7-9
North Texas	1-0	0-1	-	-	-	-	-	-	-	1-0	0-1	-	1-1
Northeastern	1-0	-	1-0	0-1	0-1	-	-	-	-	1-1	0-1	1-0	2-2
Northwestern	-	-	1-0	-	-	-	-	-	-	-	-	1-0	1-0
Notre Dame	-	-	-	-	-	-	1-2	1-3	-	1-2	1-3	-	2-5
Oakland	-	-	-	-	-	-	1-1	-	-	1-1	-	-	1-1
Ohio	-	-	-	0-1	-	-	-	-	1-0	-	0-1	1-0	1-1
Ohio State	-	-	-	-	-	-	-	-	1-0	-	1-0	-	1-0
Oklahoma	-	-	-	-	-	-	-	-	0-1	-	-	0-1	0-1
Old Dominion	0-3	0-4	-	-	-	-	-	-	0-1	0-3	0-4	0-1	0-8
Oral Roberts	-	-	-	-	-	1-0	-	-	-	-	-	1-0	1-0
Pittsburgh	-	-	-	-	0-1	-	3-1	3-1	-	3-1	3-1	0-1	6-3
Portland State	-	-	-	-	-	1-0	-	-	-	-	-	1-0	1-0
Presbyterian	-	-	-	1-0	-	-	2-0	-	-	3-0	-	-	3-0
Robert Morris	-	-	-	-	-	-	1-0	-	-	1-0	-	-	1-0
Rutgers	-	-	-	-	-	-	0-1	-	1-0	0-1	-	1-0	1-1
St. Bonaventure	-	-	-	1-0	1-0	-	-	-	-	1-0	1-0	-	2-0
Samford	-	-	-	-	-	1-0	1-0	-	-	1-0	-	1-0	2-0
Sam Houston State	-	-	-	1-0	0-1	-	1-0	-	-	2-0	0-1	-	2-1
Savannah State	-	-	-	-	-	-	1-0	-	-	1-0	-	-	1-0
Seton Hall	-	-	-	-	-	-	-	-	1-0	-	-	1-0	1-0
South Carolina	-	-	-	-	-	-	2-2	3-2	-	2-2	3-2	-	5-4
SC State	-	-	-	-	-	-	4-0	-	-	4-0	-	-	4-0
South Florida	-	-	-	-	-	1-0	-	-	-	-	-	1-0	1-0
Southern Illinois	-	-	-	-	-	-	-	-	1-0	-	-	1-0	1-0
Southern Methodist (SMU)	-	-	-	-	-	-	-	-	0-1	-	-	0-1	0-1
Stetson	-	-	-	-	-	-	1-0	-	-	1-0	-	-	1-0
Syracuse	-	-	-	-	-	-	2-1	1-3	-	2-1	1-3	-	3-4
Temple	-	-	-	-	-	-	-	-	1-1	-	-	1-1	1-1
Texas-El Paso (UTEP)	-	-	-	-	-	-	-	-	1-1	-	-	1-1	1-1
Texas-San Antonio	1-0	1-0	-	-	-	-	-	-	-	1-0	1-0	-	2-0
Texas Southern	-	-	-	-	-	-	2-0	-	-	2-0	-	-	2-0
Texas Tech	-	0-1	-	-	-	-	-	-	-	-	0-1	-	0-1
Toledo	-	-	-	1-0	1-0	-	-	-	-	1-0	1-0	-	2-0
Towson	4-0	2-1	-	-	-	-	-	-	-	4-0	2-1	-	6-1
UNC Asheville	2-0	1-0	-	-	-	-	1-0	-	-	3-0	1-0	-	4-0
UNC Greensboro	-	-	-	-	-	-	1-0	-	-	1-0	-	-	1-0
UNC Wilmington	-	-	-	-	-	-	1-0	-	-	1-0	-	-	1-0
USC Upstate	-	-	-	-	-	-	1-0	-	-	1-0	-	-	1-0
UTSA	-	-	-	-	-	-	1-0	-	-	1-0	-	-	1-0
Valparaiso	-	-	-	3-1	2-1	0-1	-	-	-	3-1	2-1	0-1	5-3
Virginia	-	-	-	-	-	-	2-4	0-6	0-1	2-4	0-6	0-1	2-11
Virginia Commonwealth (VCU)	4-0	2-2	0-1	-	-	-	-	-	-	4-0	2-2	0-1	6-3
Virginia Military (VMI)	-	-	-	-	-	-	1-0	-	-	1-0	-	-	1-0
Virginia Tech	-	-	-	-	-	-	5-1	1-5	0-1	5-1	1-5	0-1	6-7
Wake Forest	-	-	-	-	0-1	-	7-0	4-1	-	7-0	4-2	-	11-2
Washington	-	-	-	-	0-1	-	-	-	-	-	0-1	-	0-1
Western Carolina	-	-	-	-	-	-	2-0	-	-	2-0	-	-	2-0
West Virginia	-	-	-	-	-	-	-	-	0-1	-	-	0-1	0-1
Wichita State	-	-	-	-	-	-	0-1	-	-	0-1	-	-	0-1
William & Mary	4-0	3-1	-	-	-	-	-	-	-	4-0	3-1	-	7-1
Winthrop	-	-	-	-	-	-	1-1	-	-	1-1	-	-	1-1
Wisconsin	-	0-1	-	-	-	-	-	-	-	-	0-1	-	0-1
Wofford	-	-	-	-	-	-	2-0	-	-	2-0	-	-	2-0
Wright State	-	-	-	-	-	-	1-0	-	-	1-0	-	-	-
Wyoming	-	1-0	-	-	-	-	-	-	-	-	1-0	-	1-0
Xavier	-	-	-	-	-	-	-	-	0-1	-	-	0-1	0-1
Youngstown State	-	-	-	4-0	3-1	-	-	-	-	4-0	3-1	-	7-1
TOTALS	44-8	29-28	10-4	50-9	24-34	10-2	114-39	32-65	23-23	208-56	85-127	43-29	336-210

ASSISTANT COACH DICK BENDER



8TH SEASON AT CLEMSON
34TH SEASON OVERALL
WESTERN MARYLAND '86

THE BENDER FILE

Born: Donald Richard Bender on Feb. 1, 1963 in Grantsville, Md.

Education: Earned bachelor's degree from Western Maryland in sociology in 1986. Earned master of arts degree from DePauw University in teaching in 1989.

Playing Experience: Earned two varsity letters as a player at Western Maryland. Was named team MVP as a senior in 1986 and ranked third in the nation in Division III in free throw percentage that season.

Coaching Experience: Assistant coach at DePauw, 1987-91. Assistant coach at Radford, 1991-97. Assistant coach at Indiana State, 1997-2001. Associate head coach at Indiana State, 2001-07. Assistant coach at Tulane, 2007-10. Director of basketball operations at Clemson, 2010-14. Assistant coach at College of Charleston, 2014-16. Assistant coach at Clemson, 2016-Present.

Dick Bender, Clemson's director of men's basketball operations from 2010-14, returned to the program as an assistant coach for the Tigers in the summer of 2016. Bender worked two seasons as an assistant coach under Earl Grant, who left Clemson in 2014 to take the head coaching position at College of Charleston. Bender enters his fourth season as an assistant in 2019-20. Bender brings 34 years of collegiate coaching and administration experience, including 33 at the Division I level.

Bender has had a positive effect on Clemson's lead guards in his first three seasons back on staff. Marquise Reed emerged as a top scoring threat for the Tigers in 2017-18 – leading the team with 15.8 points per contest, while adding 116 assists (second on the squad). Reed upped that averaged to nearly 20.0 points per game in 2018-19, while becoming a 1,000-point scorer in a Tiger uniform. Reed made second-team All-ACC in 2017-18 and third-team All-ACC in 2018-19. Shelton Mitchell made second-team All-ACC Tournament. He was the Tigers' second-leading scorer and posted over 100 assists in his first season at Clemson, while upping his points-per-game to a career-high 12.2 and finished with a team-best and career-high 119 assists in 2017-18. Combined with All-NCAA Regional selection Gabe DeVoe, the Tigers won 25 games in 2017-18.

Avry Holmes led the ACC in three-point shooting percentage in 2016-17 and Bender saw the Tigers win 17 games in his first season, including a 62-60 thriller at South Carolina, a team that went on to the Final Four.

In two seasons at Charleston, Bender helped orchestrate an eight-win improvement overall from 2014-15 to 2015-16. The Cougars went 17-14 in Bender's second season on staff, with an 8-10 record in the Colonial Athletic Association. Six of the Cougars' players earned postseason honors, including Cameron Johnson, an All-CAA Third Team and All-Defensive Team selection.

Bender served as Clemson's operations director in Brad Brownell's first four seasons, 2010-14. During that stretch, the program compiled a 74-58 record and advanced to the postseason on two occasions, including the 2011 NCAA Tournament. In 2013-14, he was part of a staff that saw the Tigers improve their overall record by 10 wins and advance to the semifinals of the NIT.

In his first season at Clemson, Bender was an important part of the staff that led the Tigers to a 22-12 final record in 2010-11. Clemson was the No. 4 seed in the ACC Tournament with a 9-7 record. The Tigers advanced to the NCAA Tournament for a record fourth straight season and won their first-round game over UAB, 70-52, in Dayton, Ohio.

He began his collegiate coaching career at DePauw in 1987 under the late Royce Waltman. He helped the Division III Tigers to an outstanding four-year overall record of 80-30 and to a national runner-up finish in the 1990 NCAA Tournament. One of the players he coached was Brownell.


After his stint with DePauw, Bender served as an assistant coach under Ron Bradley at Radford from 1991-97. The Highlanders compiled the top conference record and non-conference record of all the teams in the Big South during Bender's six seasons with the program.

Bender was reunited with Waltman as part of the staff at Indiana State and coached with the Sycamores for 10 seasons from 1997-07. He helped ISU to consecutive 20-win seasons and NCAA Tournament appearances in 1999-00 and 2000-01. The Sycamores went on to upset No. 4 seed Oklahoma, 70-68, in the first round of the 2001 NCAA Tournament.


The native of Grantsville, Md., graduated from Western Maryland in 1986 and earned a master's degree from DePauw in 1989. He was a two-year letterman and team MVP at Western Maryland. He was third in the nation in 1985-86 in free throw accuracy for Division

III players with a 91 percent clip.

Bender and his wife, Beth, have two sons, Dalton and Dillon.



ASSISTANT COACH ANTONIO REYNOLDS DEAN



3RD SEASON AT CLEMSON
9TH SEASON OVERALL
RHODE ISLAND '99

Antonio Reynolds Dean enters his third season on Brad Brownell's staff at Clemson after most recently serving as an assistant coach with the University of Rhode Island's 2017 Atlantic 10 Championship team.

Reynolds Dean primarily works with the Tiger bigs and Clemson has seen considerable production from that area in his two seasons on the court. Elijah Thomas flourished under Reynolds Dean, averaging nearly a double-double with 10.7 points and 8.1 rebounds per game in 2017-18 and adding a terrific senior season with 13.1 points and 7.9 rebounds per game. Thomas also led the team in blocks with 79 in 2017-18 and 74 in 2018-19 en route to being named to the ACC All-Defensive Team in back-to-back seasons.

Thomas finished his career tied for fourth in blocks per game (1.95) and eight in total blocks (181). He posted 18 of his 20 career double-doubles under the tutelage of Reynolds Dean.

Aamir Simms improved over his freshman season into his sophomore campaign, doubling his points per game (8.1) and increasing his rebounds per game by over 1.5 rebounds per contest.

Simms shined in his freshman debut, taking over for the injured Donte Grantham in the starting lineup. Simms provided sparks on offense and defense averaging 3.7 points and 3.2 rebounds while swatting 29 shots. Reynolds Dean and his post players helped Clemson to a 25-10 record, including 12 wins over ACC opponents his first season.

Reynolds Dean helped the Rams to a 25-10 record and the 2017 NCAA Tournament where they defeated Creighton and lost by just three points to eventual Final Four team Oregon.

He is the only person in Rhode Island men's basketball history to play on, and coach on an Atlantic 10 Conference championship team. He was a starter on the Rams 1999 team that won the title with a two-point win over a Temple team coached by Hall of Fame mentor John Chaney.

Reynolds Dean was inducted into the University of Rhode Island Athletic Hall of Fame in 2015. The native of Atlanta, Ga. finished his college career as one of just three players in program history to tally at least 1,000 points and 1,000 rebounds, finishing his career from 1995-99 with 1,576 points (11th-best) and 1,028 boards (3rd-best). He averaged double figures all four years of his career and played in 131 games.

Reynolds Dean also ranks third all-time in blocked shots (235) and career games played (131). The Atlantic 10 Rookie-of-the-Year in 1995-96 also earned a spot on the A-10's All-Defensive team in 1996-97. He was a third-team All-Atlantic 10 selection in 1998-99.

A member of one of the winningest classes in program history, his Rhode Island teams reached postseason play three times. His career was highlighted by a run to the 1998 NCAA Elite Eight that included a victory over then No. 1 ranked Kansas. A two-point loss to Stanford ended the Rams run in the regional final.

As a senior, Reynolds Dean was part of URI's 1999 Atlantic 10 Tournament championship – the first A-10 tourney title in school history. He played two years under Al Skinner and two years under Jim Harrick at Rhode Island.

Reynolds Dean spent nine years playing professional basketball. After beginning his pro career with the Dakota Wizards of the International Basketball Association, he was named the league's Rookie of the Year in 1999-2000. Reynolds Dean played throughout Europe and Argentina professionally.

Reynolds Dean began his coaching career as director of basketball operations at Fairfield in 2008-09 under Ed Cooley, now the head coach at Providence.

He began his career as a full-time assistant coach at Northeastern in 2009-10. He served under Head Coach Bill Coen for five seasons. Northeastern won 20 games overall, finished 14-4 in conference play, and reached the NIT in 2010 and 2013.

In 2014-15, Reynolds Dean moved to the College of Charleston where he worked under former Clemson assistant Earl Grant. Current Clemson assistant Dick Bender was also on that staff. Reynolds Dean then returned to his alma mater for the 2015-16 and 2016-17 seasons.

Reynolds Dean earned his bachelor's degree in education with an emphasis in human development and family studies from Rhode Island in 1999. In 2012,

THE REYNOLDS DEAN FILE

Born: Antonio Reynolds Dean on March 11, 1977 in Atlanta, Ga.

Education: Earned bachelor's degree from Rhode Island in 1999. Earned master's degree in sports leadership from Northeastern in 2012.

Playing Experience: Finished as one of the best post players in Rhode Island history. One of just three players in program history to tally 1,000 points and rebounds. Earned A-10 Rookie of the Year in 1995-96 and a spot on the A-10's All-Defensive Team in 1996-97. Member of A-10 Tourney title team in 1999 and earned third-team all-conference in 1998-99.

Coaching Experience: Director of Basketball Operations at Fairfield, 2008-09. Assistant coach at Northeastern, 2009-14. Assistant coach at College of Charleston, 2014-15. Assistant Coach at Rhode Island, 2015-17. Assistant Coach at Clemson, 2017-present

he added a master's degree in sports leadership from Northeastern. He and his wife, Johanna, are the proud parents of two daughters, Jasmine and Naomi.



ASSISTANT COACH ANTHONY GOINS



1ST SEASON AT CLEMSON
7TH SEASON OVERALL
ST. JOHN'S '08

THE GOINS FILE

Born: Anthony Goins on July 12, 1986 in Jacksonville, N.C.

Education: Earned bachelor's degree from St. John's in 2008.

Playing Experience: Oscar Smith High School (2000-2004), St. John's practice player (2004-08)

Coaching Experience: Assistant Coach Salisbury Prep School (Conn.), 2010-13. Assistant Coach at Dartmouth, 2013-14. Assistant Coach at Yale, 2014-17. Assistant Coach at Quinnipiac, 2017-19. Assistant Coach at Clemson, 2019-present.

Anthony Goins, previously of Quinnipiac University, was named Clemson University men's basketball assistant coach, announced by head coach Brad Brownell on June 11, 2019.

Goins spent the previous two seasons on Baker Dunleavy's staff at Quinnipiac, helping lead the Bobcats to a 16-15 record (11-7 MAAC) and its first winning season since 2013-14. The Bobcats earned a postseason appearance for just the fifth time program history playing in the opening round of the CollegeInsider.com Postseason Tournament (CIT).

"Anthony is a very smart, hard-working young coach with a bright future in this business," said Brownell. "He is a passionate and determined recruiter who excels at building meaningful relationships with the players he coaches. He loves coaching the game of basketball and will bring a tremendous amount of positive energy to our program."

"I am extremely humbled to join such an incredible University and program," said Goins. "I'm thankful to Quinnipiac basketball, but can't wait to get to work with the players, Coach Brownell and the amazing staff he has put together. It's an exciting time for Clemson basketball and I look forward to bringing more Clemson Grit."

Goins joined the Bobcats after four very successful seasons at Yale under head coach James Jones, where the Bulldogs averaged over 20 wins per season (82-42). During that stretch was the most historic season in school history in 2015-16. The Bulldogs set school records for most wins in a season (23-7), best home record (12-0) and best Ivy League record (13-1). Yale won the Ivy League title for the second-straight season and reached the NCAA Tournament for the first time in 54 years.

After receiving a No. 12-seed, Yale went on to defeat fifth-seeded Baylor in the first round, the first NCAA Tournament victory in Yale basketball history.

Prior to the Bulldogs historic campaign, Goins helped Yale, in just his second season, win its first Ivy League title since 2001-02 and reach 22 wins for the first time since 1948-49. Among those 22 victories was a win over defending National Champion Connecticut and an 11-3 league record.

During his time in New Haven, Goins assisted with the development of the guards, prepared numerous scouting reports and was vital to the Bulldogs in recruiting. Under his tutelage, the Bulldogs have had two

guards named First-Team All-Ivy (Javier Duren, 2015; Makai Mason, 2016) and one named to Honorable Mention (Nick Victor).

Goins came to Yale via Dartmouth where he spent the 2013-14 season. He helped the Big Green to 12 wins (the highest total for the program in 15 years).

For three years prior to Dartmouth from 2010-13, Goins served as an assistant coach for Salisbury Prep School in Connecticut, which compiled a 64-18 record.

Goins is a 2008 St. John's graduate with a degree in sports management. While at St. John's he served as a practice player for the men's team and helped with women's practices as well.

Anthony's original roots are in Greensboro, N.C., and

he attended Oscar Smith High School in Chesapeake, Va.



DIRECTOR OF OPERATIONS MATT BUCKLIN



2ND SEASON AT CLEMSON
8TH SEASON OVERALL
GEORGIA '12

THE BUCKLIN FILE

Born: Matthew Thomas Bucklin on June 13, 1990 in Marietta, Ga.

Education: Earned bachelor's degree in marketing from Georgia in 2012. Earned master's degree in sport management from Georgia in 2014.

Experience: Graduate assistant at Georgia, 2012-14. Operations coordinator at Georgia, 2014-18.

Matt Bucklin enters his second season on the Clemson men's basketball staff as director of operations. Bucklin served as Georgia's operations coordinator for the past four seasons after serving two years as a graduate assistant on former Bulldog head coach Mark Fox's staff.

The Marietta, Ga., native served as a graduate assistant with the Bulldogs for two seasons from 2012-14 and was then promoted to operations coordinator in July 2014. Bucklin directed a number of tasks, including coordinating players' day-to-day schedules and their academic performance, as well as assisting with the program's on-campus recruiting efforts, summer camps and community outreach.

Bucklin played four seasons (2009-12) for Georgia as a reserve point guard. He originally joined the team as a walk-on before being awarded a scholarship for his junior and senior seasons. Bucklin played in 26 contests during his career and earned his first career start for the Bulldogs in his final home game of his senior season against South Carolina.

During his playing career, Bucklin earned a number of accolades for his work off the court. Most prominent among them included being a four-time member of the SEC Academic Honor Roll, a member of the 2012 SEC Community Service team for men's basketball and a 2012 member of the UGA Student-Athlete Advisory Council.

Bucklin is married to the former Morgan Wietzke.



DIRECTOR OF RECRUITING PHILIP PEARSON



1ST SEASON AT CLEMSON
26TH SEASON OVERALL
ALABAMA '93

Philip Pearson, who brings more than 20 years of coaching experience working with multiple Division I programs, has been named Clemson University men's basketball director of recruiting, head coach Brad Brownell announced on June 13, 2019.

Pearson has two decades plus of collegiate coaching experience at Georgia, Alabama, Murray State and Little Rock. The teams that Pearson has been on staff have combined for 17 postseason appearances and six conference championships.

"I am thrilled to have Philip join our staff and serve as our director of recruiting," said Brownell. "He brings a wealth of experience to this job at the high major level and has a strong recruiting network throughout the southeast. I have known Philip for a long time and know he will be a great fit to our basketball family."

"I am looking forward to joining the Clemson basketball program," said Pearson. "I have a great deal of respect for Coach Brownell and his staff and I'm excited to get to work."

Pearson was the associate head coach for Mark Fox at Georgia. He joined the Bulldog staff in 2009 as an assistant and was elevated to associate head coach in 2015. Prior to his time in Athens, Ga., Pearson was an assistant as his alma mater, the University of Alabama, from 1998-2009 and was named the Crimson Tide's interim head coach during the final 13 games of the 2008-09 season, which saw him lead Alabama to a first-round victory over Vanderbilt in the Southeastern Conference Tournament.

During his time in Tuscaloosa on staff at Alabama, the Crimson Tide won more than 200 games, claimed

the 2002 SEC Championship, played in five NCAA Tournaments, reached the NCAA Elite Eight in 2004 and earned the program's first No. 1 ranking in 2002.

Before his coaching stint at Alabama, Pearson served on the coaching staff at Murray State, where he served in a multitude of roles which included: assistant coach, director of basketball operations and administrative assistant from 1995-98. During his tenure at Murray State, the Racers won three Ohio Valley Conference titles and two OVC Tournament crowns.

Pearson got his start in coaching as a graduate assistant at Little Rock under the legendary Wimp Sanderson, his coach at Alabama during his first three seasons playing for the Crimson Tide. Among Pearson's first players at Little Rock was former NBA standout and head coach Derek Fisher.

During his playing career at Alabama, Pearson played on four consecutive NCAA Tournament teams and won back-to-back SEC Tournament Championships in 1990-91. He was named the team's recipient of the Paul Bryant Student-Athlete of the Year award and was

THE PEARSON FILE

Born: Philip James Pearson on Feb. 16, 1971 in Montgomery, Ala.

Education: Graduated from Jeff Davis High School in Montgomery Ala., in 1989. Earned bachelor's degree in human performance from Alabama in 1993. Earned master's degree in health, physical education and recreation from Murray State in 1997.

Experience: Graduate Assistant at Little Rock, 1994-95. Assistant Coach at Murray State, 1995-98. Assistant Coach at Alabama, 1998-2009. Interim Head Coach at Alabama, 2009. Assistant Coach at Georgia, 2009-15. Associate Head Coach at Georgia, 2015-18. Assistant Coach at Murray State, 2018-19. Director of Recruiting at Clemson, 2019-present.

also a member of the President's List Academic Honor Roll.

Pearson had a 16-year association with the Crimson Tide basketball program and played with or coached 17 future NBA players.

A native of Montgomery, Ala., Pearson was a standout athlete at Jeff Davis High School. He received his bachelor's degree in human performance from Alabama in 1993 and his master's degree in health, physical education and recreation from Murray State in 1997.

Pearson and his wife, Ashley, have three children, Mary Collins, William and Catherine.



STRENGTH & CONDITIONING COACH MIKE BEWLEY



4TH SEASON AT CLEMSON
18TH SEASON OVERALL
EASTERN KENTUCKY '98

THE BEWLEY FILE

Born: Michael E. Bewley in 1976 in Louisville, Ky.

Education: Graduated from Holy Cross High School in Louisville, Ky., in 1994. Earned bachelor's degree in physical education from Eastern Kentucky in 1998. Earned master's degree in education leadership from Nevada in 2000.

Experience: Assistant strength & conditioning coach at Georgia Southern, 2002-05. Strength & conditioning coach and sports nutrition specialist at Dayton, 2005-12. Director of men's basketball human performance at Georgia Tech, 2012-16. Director of men's basketball strength & conditioning at Clemson, 2016-present.

Veteran strength & conditioning coach Mike Bewley is in his fourth season manning the post at Clemson. Head coach Brad Brownell hired Bewley to coordinate the Tigers' efforts in the weight room prior to the 2016-17 season. Bewley was a big factor in Clemson's 25-10 season and Sweet 16 appearance in 2018.

Bewley was assistant director of human performance for Georgia Tech from 2012-16, helping the program to the quarterfinals of the National Invitation Tournament in March. In four seasons, he was charged with implementing athletic performance programs, supervising team and individual training sessions, and testing strength, power and conditioning for Georgia Tech men's basketball and men's tennis.

Prior to his appointment in Atlanta, Bewley was a specialist in sports nutrition and strength & conditioning coach at the University of Dayton from 2005-12. He worked directly with the men's basketball, women's basketball, men's golf and women's golf programs at Dayton.

Before his tenure with the Flyers, Bewley spent 2002-05 as an assistant strength & conditioning coach at Georgia Southern University. He developed and implemented programs for baseball, basketball, soccer and volleyball while in Statesboro.

Bewley is a 1998 graduate of Eastern Kentucky University, earning a bachelor's degree in physical education. Bewley earned a master's degree in education leadership while working as a graduate assistant at the University of Nevada.

Originally from Louisville, Ky., Bewley is a certified strength & conditioning specialist, USA Weightlifting Level I Olympic club coach and specialist in sports nutrition.

His wife, Lisa, has worked as an assistant athletic trainer at Kennesaw State University the past five years. The couple has two daughters, Reagan Marie and Kennedy.



SUPPORT STAFF



TERRELL MCINTYRE

**DIRECTOR OF PLAYER DEVELOPMENT
3RD SEASON AT CLEMSON
CLEMSON '15**

Former Clemson Hall of Fame basketball player Terrell McIntyre joined Brad Brownell's staff as Director of Player Development in 2017.

McIntyre played for the Tigers from 1995-99 and was a three-time All-ACC guard. He played on three NCAA Tournament teams, including the 1997 team that advanced to the Sweet 16 and finished with a program best No. 8 national ranking in the USA Today poll.

His senior year when he led the ACC in scoring, Clemson won 20 games and reached the finals of the NIT.

McIntyre ranks second in Clemson history in career scoring (1,839), second in three-point goals (259), third in assists (577) and fourth in steals (194). He was a four-time team MVP or Co-MVP. He was inducted into the Clemson Athletic Hall of Fame in 2007, and was named to the program's 100-Year Anniversary team in 2012.

McIntyre went on to a 12-year professional career in Europe. Over his career he played on four Italian League Championship teams that won the Italian Cup Championship in 2009 and 2010. He was the MVP of



the Italian League in 2007 and 2009.

The native of Raeford, N.C., also made the All-Euro-league first-team in 2007 and 2009. Three times he was the MVP of the Italian League Finals (2008-09-10). His number-five was retired by Montepaschi Siena of the Italian League, just the third number retired by that franchise.

He returned to Clemson after the conclusion of his playing career and finished his undergraduate requirements in May 2015.

Terrell and his wife Christy have two children, daughter Siena and son Emory.



MARTY SIMMONS

**SPECIAL ASSISTANT TO THE
HEAD COACH
2ND SEASON AT CLEMSON
EVANSVILLE '88**

Marty Simmons was appointed as a special assistant to the head coach on Brad Brownell's Clemson basketball staff in August 2018. Simmons, one of the top players in Evansville program history, served the previous 11 seasons as head coach at his alma mater.

Simmons compiled a record of 184-175 across 11 seasons at Evansville. He led the Aces to the postseason on five occasions and won the 2015 CollegeInsider.com Tournament (CIT).

Simmons' success at his alma mater was recognized by his peers in the Missouri Valley Conference – earning Coach of the Year honors three times.

Prior to his return to Evansville in 2007, Simmons served as head coach for five years at Division II Southern Illinois University-Edwardsville, where he took over a program that had not won 10 games since 1999 and led the Cougars to 23 wins in 2005 and 25 in 2006. SIUE reached the NCAA Tournament in 2005 for the first time in 15 years, and Simmons was chosen as Great Lakes Valley Coach of the Year. His 2006 squad did even better, winning three games in the NCAA Division II Great Lakes Regional Championships and advancing to the Elite Eight. SIUE appeared in the national rankings 16 weeks.

A native of Lawrenceville, Ill., Simmons led Lawrenceville High School to back to back Class A state championships and became one of the most celebrated players in Illinois prep history. Affectionately known as 'Mule,' his 2,986 career points were the third most in Illinois history when he graduated in 1983.

Simmons played at Lawrenceville for Ron Felling, who went on to become an assistant coach at Indiana University. Simmons himself spent his first two years of college at Indiana. As a freshman, he was a key player on I.U.'s final eight team in the 1984 NCAA Tournament. The 1985 team at Indiana finished as runnerup in the National Invitation Tournament (NIT). It was during Indiana's NIT run in 1985 when Indiana University assistant coach Jim Crews was chosen as Evansville's head coach. Two months later, Simmons transferred to Evansville.

Already designated as the Aces' team captain while sitting out his redshirt season, Simmons immediately helped turn around the UE program when he became eligible in 1986-87. He averaged 22.4 points as a junior and led Evansville to a first place tie in the Mid-western Collegiate Conference. As a senior, he finished sixth in the nation in scoring at 25.9, and finished ninth

in balloting for the Associated Press College Basketball Player of the Year. He led the Aces to a 21-8 record in 1988 and a first-round win over Utah in the NIT. It was Evansville's first post-season appearance since 1982, and UE's first post-season win at the Division I level. A first team all-MCC player in both of his seasons at UE, Simmons scored 750 points as a senior, the fourth most in school history. Despite playing only two seasons at Evansville, he ranks 22nd with 1,265 points.

Simmons played one season for the LaCrosse Catbirds of the Continental Basketball Association, in 1988-89, and made the World Basketball League all-star team the following year while playing for the Illinois Express. He returned to the University of Evansville in 1990 as restricted earnings coach on Coach Crews's staff, and remained in that position until taking the head coaching job in 1996-97 at Division III Wartburg (Iowa) College. Simmons returned to the University of Evansville the next season as a full-time assistant coach, and stayed at UE until taking the Southern Illinois-Edwardsville coaching job in April, 2002.

With Simmons on the staff, the Aces reached the NCAA Tournament in 1992, 1993 and 1999, and the NIT in 1994. In addition, they won two MCC and one MVC regular season titles, and two post-season conference tournaments. As recruiting coordinator, he brought in eight players who went on to play professional basketball, and every senior coached by Simmons received his undergraduate degree. He was inducted into the Illinois Basketball Coaches Association Hall of Fame in 1994, and the University of Evansville Athletics Hall of Fame in 1997. Simmons received his bachelor's degree in business administration from UE in 1987, and his master's in business administration in 1993.

Marty and his wife, Angie, have four children: Brit-tany, Kelsey, Blake, and Cole.

SUPPORT STAFF



BRAD CROWE
ATHLETIC TRAINER
4TH SEASON AT CLEMSON
GRAND VALLEY STATE '10

Brad Crowe enters his fourth season as the athletic trainer for men's basketball at Clemson in 2019-20. He joined Brad Brownell's staff over the summer of 2016.

Crowe joined the Tigers after four years at Mercer University in Macon, Ga., where he worked with men's and women's cross country and track & field in addition to

his men's basketball responsibilities.

During his time at Mercer, the Bears made four post-season appearances, including a trip to the 2014 NCAA Tournament. That season, Mercer knocked off Duke by a score of 78-71 in the second round of the tournament.

Crowe spent two years as a graduate assistant athletic trainer at Louisiana Tech University from 2010-12, where his primary job involved working with men's basketball. He earned a master's degree in May 2012 in kinesiology and sports performance. Crowe earned his bachelor's degree in movement science from Grand Valley State University in Michigan in May 2010.

Crowe is a certified member of the National Athletic Trainers' Association (NATA) and is a CPR/AED professional rescuer.



AMIT TAILOR
VIDEO COORDINATOR
4TH SEASON AT CLEMSON
ILLINOIS '08

Amit Tailor enters his fourth season as video coordinator for men's basketball in 2019-20. He carries several

years of experience to the position, including stints with Santa Clara and Florida men's basketball.

Tailor got his start in basketball through various roles with the Chicago Bulls and New York Knicks in 2012, before landing an assistant video coordinator position with Billy Donovan's Florida Gators in August 2013.

Tailor was responsible for coaches film breakdown for two seasons in Gainesville, helping Florida to a Final Four berth in 2014. He then spent the 2015-16 season as video assistant & analytics coordinator at Santa Clara. Most recently, Tailor was video coordinator for Ole Miss women's basketball over the summer of 2016.

He has extensive experience with USA Basketball, assisting with analytics, film breakdown, drills and day to day operations since June 2014.

Tailor earned a bachelor's degree in chemistry from the University of Illinois in 2008, and a master's degree from Yale University in 2010.

Tailor is married to the former Rekha Wadhwa.



SUSAN RUARK
ASSISTANT TO THE HEAD COACH
19TH SEASON AT CLEMSON
CLEMSON '92

Susan Ruark is in her 19th season as assistant to the head coach of the men's basketball program. After assisting in the completion of the NCAA Self-Study in 2000, she moved into her current position.

Ruark handles all requests relating to head coach Brad Brownell and the day-to-day operation of the men's basketball office. She is responsible for the year-ending awards banquet as well as the program's alumni weekend each season.

In 2012, she was instrumental in the planning of the 100th anniversary celebration held in February, and was the recipient of the Andy Balliet "Spirit of Clemson" Award as a result of her efforts at the year-ending team banquet.

A 1992 graduate of Clemson with a bachelor's degree in elementary education, she is married to Steve Ruark, also a '92 Clemson graduate. The couple has a son, Will, a senior at Clemson.



AARON DUNHAM
Major Gifts Officer



MILT LOWDER
Sports Psychologist



OWEN GODFREY
Ticket Operations



MIKE MONEY
Marketing & Game Management



GRAHAM NEFF
Sport Supervisor/Deputy AD




KYLE SHIELDS
Premium Seating



BEN WINTERROWD
Communications/SID



KYLEN BUTLER
Graduate Manager



AARON STEVENS
Graduate Manager



PRESIDENT JAMES P. CLEMENTS



@CLEMSONPREZ
CLEMSON.EDU/PRESIDENT
MARYLAND-BALTIMORE COUNTY '85

Jim Clements became Clemson University's 15th president on Dec. 31, 2013 after serving as president of West Virginia University. Since his arrival, the value of the Tiger Paw has never been higher, driven by the university's elevated academic reputation and the exposure from Clemson's athletic success on the national stage.

Under Clements' leadership, Clemson has raised the bar in admissions, enrollment, research, graduation and retention rates and fundraising, including the successful completion of the \$1 billion Will To Lead capital campaign. In addition, the campus is currently undergoing the largest construction boom in the history of the university.


Clements is a nationally-recognized leader in higher education who has served as president of a university in three different athletic conferences, Big East Conference, Big 12 Conference and ACC, where he served as the 2016-17 chair of the ACC Council of Presidents. He currently serves on the board of directors of the American Council on Education and on the executive

UNDER CLEMENTS' LEADERSHIP

- Undergraduate applications have increased 56 percent.
- Freshman ACT and SAT scores are at an all-time high.
- ClemsonForward strategic plan was launched.
- Research awards have increased 90 percent.
- Clemson re-affirmed Carnegie R1 highest research activity
- Clemson has raised nearly \$840 million in private funds.
- The value of Clemson Foundation Endowment has increased 40 percent.
- He has led commencement ceremonies for more than 32,300 graduates.

committees for the Association of Public & Land-Grant Universities, the Council of Competitiveness and the Business Higher Education Forum.

He holds a bachelor of science degree in computer science as well as a master's degree and Ph.D. in operations analysis from the University of Maryland-Baltimore County. He also holds an M.S. degree in computer



science from Johns Hopkins University and was awarded an honorary degree as doctor of public education from his alma mater, UMBC.


His "Successful Project Management" book is now in its seventh edition and has been published in multiple languages and used in numerous countries.

Clements was born in Arlington, Va., but he spent the majority of his life in Maryland before relocating to West Virginia and then Clemson. He and his wife, Beth, have been married for 28 years and have four children, Tyler, Hannah, Maggie and Grace, and two sons-in-law, Tanner Coombs and Max Kinser.



THE CLEMENTS FAMILY - JIM AND WIFE, BETH, ALONG WITH (FROM LEFT TO RIGHT) SON-IN-LAW, TANNER, AND CHILDREN, MAGGIE, HANNAH, GRACE AND TYLER.

DIRECTOR OF ATHLETICS DAN RADAKOVICH



@CLEMSONDRAD
7TH SEASON AT CLEMSON
INDIANA (PA.) '80

Dan Radakovich is in his seventh full academic year at Clemson as director of athletics after being named to the post on Dec. 1, 2012. He has helped lead Clemson to new heights in nearly every area, which includes program records for GPA, GSR and APR, two College Football Playoff national championships, more than \$170 million in facility upgrades around the athletic district and more than doubling department revenue.

Radakovich has led Clemson athletics to a period of sustained success, considered among the greatest stretches in school history.

The most recent school year saw Clemson again claim a football title, achieving the first 15-0 record since 1897 and beating its two playoff opponents by 27 and 28 points with a team that had a record 26 graduates. The year is also remembered for Head Coach Amanda Butler leading the women's basketball team to the second round of the NCAA Tourney in her first year. Clemson advanced to NCAA postseason competition in women's soccer, baseball, track & field, men's golf and women's golf. The men's golf team finished tied for No. 8 in the nation.

Seven programs set records for APR scores, with six earning national recognition for being in the top-10 percent nationally.

Student-athlete development continues to be a driving force for the athletic department under Radakovich, and the Nieri Family Student-Athlete Enrichment Center in the WestZone is a state-of-the-art facility for student-athlete development in the classroom and community. The development, rebranding and expansion of football's P.A.W. Journey highlights a best-in-class approach to preparation for life after their football

careers.

The athletic district has received a near-complete facelift in recent years. Two years ago, Littlejohn Coliseum opened to rave reviews following a \$63 million renovation. The Allen N. Reeves Football Complex opened in 2017 and has set the standard for football facilities around the country. Additionally, Duckworth Family Tennis Center opened its doors in 2019, and the new softball stadium is set to open in late 2019.

Since 2013, the athletic department has received approvals for \$170 million in facility improvements and increased spending on direct student-athlete development programs, including nutrition, mental health and professional development, by \$2.4 million. His department has increased overall revenue from \$69 million in fiscal year 2014 to a budgeted \$126 million in fiscal year 2020. As a result of the litany of accomplishments, he was the 2017 SportsBusiness Journal Athletic Director-of-the-Year after being a finalist in 2015.

Prior to his arrival, he amassed a wealth of experience serving in significant athletic administrative roles at Miami (Fla.), Long Beach State, South Carolina and Louisiana State in addition to athletic directorships at American University and Georgia Tech. His administrative career spans 30 years.

College football entered a new era in 2014 with the College Football Playoff, and Radakovich was at the forefront. He was one of 13 people, including one of only five FBS directors of athletics, to be named to the committee.

Radakovich came to Clemson from Georgia Tech, where he served with distinction for six years (2006-12). Just Clemson's fifth director of athletics since



1940, he replaced Terry Don Phillips, who retired after over 10 years directing the program.

Prior to his tenure at Georgia Tech, Radakovich worked as a senior associate athletic director at Louisiana State from 2001-06. He had many responsibilities that dealt with the football program and worked closely with then Head Coach Nick Saban, including the year (2003) the Tigers won the national title.

Between 1994 and 2000, he served as chief financial officer at South Carolina. During that time, he worked with current Clemson Football Administrators Woody McCorvey and Brad Scott.

He gained experience on the West Coast from 1989-94, when he was a senior associate athletic director at Long Beach State. He got his start in administration at Miami (Fla.) in 1983 as the athletic business manager.

The Aliquippa, Pa. native was first made aware of Tiger athletics through the basketball exploits of Butch Zatezalo, who was from the same town. Zatezalo was a three-time All-ACC Tiger whose legendary 25-point scoring nights received a lot of attention in Pennsylvania in the 1960s when Radakovich was a youth.

Radakovich is a 1980 graduate of Indiana (Pa.), where he earned a bachelor's degree in finance. He was also a football letterman and student coach with

the Crimson Hawk program. He was enshrined into the Beaver County Sports Hall of Fame in 2008 and was recognized as a distinguished alumnus from Indiana in 2009. Radakovich earned his master's degree in business administration from Miami (Fla.) in 1982.

Radakovich, born June 9, 1958, and his wife, Marcie, have two sons, Christian, a 2012 Georgia Tech graduate, and Grant, a 2015 Mercer graduate who was a tight end on Clemson's 2016 national championship football team.



THE RADAKOVICH FAMILY - (FROM LEFT TO RIGHT) CHRISTIAN, DAN, GRANT AND MARCIE.

CLEMSON TIGERS RADIO NETWORK

The Clemson radio network, which is produced by Clemson Tiger Sports Properties in conjunction with JMI, can be heard throughout South Carolina, as well as portions of North Carolina and Georgia on a strong lineup of radio affiliates. The complete list of affiliates can be found on ClemsonTigers.com. Many broadcasts are also carried by SiriusXM radio.

Each broadcast is streamed on ClemsonTigers.com. The broadcast begins coverage of each men's basketball game 30 minutes before tipoff with the Tiger pregame show, which includes pregame thoughts from head coach Brad Brownell and analysis from the crew.

Following the game, our broadcast crew conducts a review of the game, complete statistics and highlight packages. The broadcast also includes a postgame interview with Brad Brownell, allowing Tiger fans to hear Clemson's head coach and his comments on each and every contest.

Don Munson will enter his third season as Clemson's play-by-play voice in 2019-20. Munson was named the voice of Tiger basketball in September 2017.

Munson is in his 10th year with the Clemson athletic department in a full-time capacity and his sixth year as director of broadcasting. Munson is a familiar name to Tiger fans because of his involvement with the Clemson radio network since 1994.

He took over the new position of creative media services director in July 2010 and had department-wide responsibilities, with an emphasis on football. In 2014, he was named director of broadcasting and became the play-by-play voice of Clemson football, just the third person to hold that position since 1968.

Munson also continues to serve as the host of the Clemson football and basketball coaches radio call-in program, "Tiger Calls," including football and men's basketball televised coaches shows. Munson provides play-by-play commentary for football and baseball as well as various Clemson Olympic sports.

Munson has covered Clemson athletics since 1994, when he first joined the network as the network's football pregame, halftime and Fifth Quarter Show host. In 2003, he rejoined the network as host of the Tiger Tailgate Show and Fifth Quarter Show. When Jim Phillips passed away in 2003, he assumed the duties as host of Tiger Calls and play-by-play announcer for women's basketball and baseball.



DON MUNSON
Play-by-Play



TIM BOURRET
Color Analyst

Munson is a 1984 graduate of Appalachian State with a degree in communications. He was the play-by-play announcer at Appalachian State from 1984-91.


Married on May 26, 1984, Munson and his wife, Elizabeth, have one daughter, Michelle.

Retired assistant athletic director Tim Bourret will serve in the color analyst role again this season. The native of West Hartford, Conn., is in his 40th full season providing color commentary for Clemson basketball, the longest active tenure among color commentators in the ACC in any sport. Bourret celebrated the 1,000-game mark in 2015-16 against his alma mater, Notre Dame.

The 1977 graduate of the South Bend, Ind., institution has done play-by-play with Clemson football, baseball and basketball. He co-authored a book, *Basketball for Dummies*, with ESPN's Digger Phelps and Sports Illustrated's John Walters in 1997. In 2004, he published *Tales From The Hardwood*, documenting Phelps' 20-year run as Notre Dame's head coach.

JMI also produces "Clemson Basketball with Brad Brownell," a 30-minute television show with features on the coaching staff, student-athletes and highlights. The show typically airs for the first time each December, and concludes in March.

"Tiger Calls" will continue to be broadcast throughout the season. Don Munson hosts the call-in show where fans get a chance to talk with Brownell on the air about the team. A schedule of "Tiger Calls" is available online at ClemsonTigers.com. All broadcasts are held in the Jervy Athletic Center studio and streamed online.



((SiriusXM))

TUNE IN

RADIO AFFILIATES

Location	Station	On the Dial
Camden, S.C.	WPUB	102.7 FM
Charleston, S.C.	WQSC	98.5 FM
Charlotte, N.C.	WZGV	730 AM
CLEMSON, S.C.	WCCP	105.5 FM
Columbia, S.C.	WZMJ	93.1 FM
Florence, S.C.	WSIM	97.1 FM
Greenville, S.C.	WYRD	97.7 FM
	WORD	1330 AM
Greenwood, S.C.	WCRS	98.5 FM
		1450 AM
Hampton, S.C.	WBHC	92.1 FM
Hilton Head, S.C.	WHHW	1130 AM
		96.1 FM
Lexington, S.C.	WZMJ	93.1 FM
Lincolnton, N.C.	WLON	1050 AM
Loris, S.C.	WLSC	1240 AM
Myrtle Beach, S.C.	WYEZ	94.5 FM
Newberry, S.C.	WKDK	1240 AM
Orangeburg, S.C.	WGFG	105.3 FM
Rock Hill, S.C.	WRHI	100.1 FM
		1340 AM
Spartanburg, S.C.	WORD	950 AM
	WYRD	97.1 FM
Sumter, S.C.	WWBD	94.7 FM
Union, S.C.	WBCU	103.5 FM
		1460 AM

Note: Flagship station in **BOLD**.



TIM BOURRET BROADCAST HIS 1,000TH GAME AGAINST HIS ALMA MATER, NOTRE DAME, IN 2015.



DON MUNSON ENTERS HIS THIRD SEASON AS THE PLAY-BY-PLAY VOICE OF TIGER BASKETBALL.



MISSION ACCOMPLISHED

CLEMSON BASKETBALL HEADED OVERSEAS UNSURE OF WHAT WAS TO COME FOLLOWING TWO KEY INJURIES. WHAT THEY ACCOMPLISHED WAS SIMPLY INCREDIBLE.

BY BEN WINTERROWD





IT WAS JUNE 28, the day before the Tigers took flight for Italy, to represent their country, their school, their community and themselves in the 2019 World University Games.

Toward the end of that Friday practice, Clemson's projected starting point guard Clyde Trapp went down on the baseline clutching his knee in obvious pain. An MRI confirmed that Trapp had torn his anterior cruciate ligament (ACL). This was something Clemson was all too familiar with, considering not even two months earlier, Jonathan Baehre suffered the same fate.

Clemson's roster only listed six players early in the summer, but as the weeks passed the team slowly added personnel. The last piece of the puzzle, Tevin Mack, had only been in practice a few days prior to the trip.



Fast-forward to July 2. The Tigers were into day four, preparing for their first of three games in as many days. It was also the night of the opening ceremonies, which weren't starting until 9 p.m. local time. Everyone was tired after waiting in line for what felt like hours, but slowly the time finally came for the United States to walk out into the stadium and take its famed walk around the track.

The United States earned the second loudest ovation, only behind the host country of Italy, and it made a serious impression on the team. It all clicked in that powerful moment: they were representing the Red, White and Blue and 300 million Americans.

With 65,000 fans clamoring to receive anything that had "USA" on it, junior Aamir Simms and sophomore Parker Fox ran over to the stands and handed out American flags and USA pins, much to the delight of the locals. Those moments from the ceremonies will be remembered and those feelings of national pride and camaraderie will never die.

In the team's pool play opener against Finland, the USA posted three double-digit scorers. It was Alex Hemenway's four-point play with 44 seconds remaining that broke a 63-63 tie and put the United States in the driver's seat for a 69-65 victory. That play and game set the tone for a squad that would get contributions from everyone on its roster over the remainder of the tournament.

In game two, the United States topped Ukraine 58-57 and then steamrolled China en route to a 29-point thrashing, 99-70.

At 3-0 in pool play, the United States played two close games in the quarterfinals against Germany and the semifinals against Israel before blowing out Ukraine in the gold medal game.

Trailing by as many as 10 to Germany, including nine at halftime, the United States went on a 10-0 run in the third quarter to take a six-point lead. They were able to hold on and grit out a two-point victory to advance.

"We showed what it meant to be an American and to keep fighting and never let go," said Simms following the quarterfinal win over Germany.

"This has been such a team effort, such an incredible team effort," said Head Coach Brad Brownell following the U.S. victory over Germany. "Unbelievable last stop to win it. That's what we needed, a defensive stop to win it. I couldn't be prouder of my guys."

With a one-point lead, 71-70, in the semifinal game against Israel and 1:27 left in the fourth quarter, an Al-Amir Dawes three-point play put the United States up by four, setting up once again, a big-time defensive stop to send them to the gold medal game. Aamir Simms posted his best performance of the tournament against Israel with 27 points and 16 rebounds.

All of the hard work the team had put in came to fruition for the United States in the gold medal game, a rematch with Ukraine. This team unselfishly came together to represent the United States in a golden way. The U.S. put forth its best effort against the Ukrainians, throttling them by more than 20 points, 85-63, and it wasn't even as close as the final score indicated.

Aamir Simms reflected on what it meant to win the gold and celebrate with the American flag.

"It was an indescribable moment and it was something that I will never forget and will be with me for the rest of my life."

"Winning a gold medal in any kind of an event like this is incredibly special," said Brownell. "But to also do it the way we do it, the way our guys do things every day, that's just as special."

This team was on a mission. A mission to grow together, play for their country, their school, their community, themselves and win a gold medal in the process. 🍌

MISSION ACCOMPLISHED.

ONE OF ONE



GIANNIS ANTETOKOUNMPO
nike.com/basketball

THIS IS CLEMSON BASKETBALL

GRADUATION SUCCESS

CLEMSON HAS HAD AN OUTSTANDING TRACK RECORD OF GRADUATING ITS PLAYERS UNDER BRAD BROWNELL. THIS PAST MAY THE TIGERS HONORED THE LATE DEMONTEZ STITT WITH HIS POSTHUMOUS DEGREE. IT WAS PRESENTED WITH HIS MOTHER AND DAUGHTER THERE TO RECEIVE IT.

STUDENT
ATHLETE

NIERI FAMILY STUDENT-ATHLETE ENRICHMENT CENTER



Steve Duzan
Associate AD, Athletic
Academic Services

Clemson's award-winning department of athletic academic services moved from Vickery Hall, its home since 1991, to the WestZone of Memorial Stadium in August 2017. The facility, originally constructed in 2009 as the center of Clemson football, came open when the football program built the Allen N. Reeves Football Complex.

The new home of Clemson academic advising for all sports is one of the most spacious and efficient facilities of its kind in the nation. Clemson has a longstanding vision and commitment to the personal and academic growth and development of its student-athletes, and this new facility at Memorial Stadium continues that

commitment in grand fashion. It will also continue to keep Clemson among the nation's best in APR scores and other academic metrics.

The program is dedicated to providing a holistic, educational experience by inspiring an environment of respect, integrity, and excellence. Under the direction of Steve Duzan, senior associate athletic director for academic development, the staff guides and encourages each individual to reach his or her full potential as a student, athlete and citizen.

An original member of the NCAA Champs/Life Skills Program, the staff works in conjunction with the department of student-athlete development and provides opportunities and services to address the changing needs and skills of student-athletes during college as well as after graduation.

The program has a strong tradition of success and was selected for the FBS Athletic Director's Association Program of Excellence Award, recognizing Champs/Life Skills excellence.

ACADEMIC ADVISING

LESLIE MORELAND-BISHOP



Leslie Moreland-Bishop is in her 13th season as the academic coordinator for the men's basketball program. She is in her 18th year as a member of the staff, moving into an assistant athletic director position for athletic academic services in the fall of 2015.

Moreland-Bishop came to Clemson in 2001 as the director of career services for student-athletes. She also worked as the academic advisor for the athletic department managers and athletic trainers from 2001-04. In 2004, Moreland-Bishop began working with the women's basketball program. She joined the men's basketball support staff in 2007. In the fall of 2011, the men's team set a semester record with a 3.13 GPA. In addition, 18 men's players have graduated since 2006.

Moreland-Bishop is a former student-athlete at the Division III level. She was a second-team all-conference performer in field hockey for Wittenberg University in Ohio. She helped the Tigers to three conference championships and three NCAA Tournament appearances during her time with the program. She also played softball and was a team captain for two seasons.

She worked as an assistant coach with the field hockey team at University of the Pacific in Stockton, Calif., in 1999-00 and also spent time as an experiential learning advisor at the institution in 2001.

Moreland-Bishop earned her undergraduate degree in psychology from Wittenberg University in 1999. She earned a master's degree in educational counseling and psychology from Pacific in 2000.

In 2009, she earned a Ph.D. from Clemson in parks, recreation, & tourism management. Her dissertation was titled "The Impact of Transition out of Intercollegiate Athletics."

Moreland-Bishop, a native of Darnestown, Md., is married to David Bishop of Florence, S.C. The couple has two children, Drake and Evie.



HEAD COACH BRAD BROWNELL WITH ACADEMIC COORDINATOR LESLIE MORELAND-BISHOP AND MAY 2019 GRADUATE LYLES DAVIS.



NIERI FAMILY STUDENT-ATHLETE ENRICHMENT CENTER



DONTE GRANTHAM EARNED HIS UNDERGRADUATE DEGREE IN MAY 2018.

APR DATA & GRADUATION RATES

Clemson head coach Brad Brownell has a great reputation when it comes to stressing the importance of academics to his players, a statement best illustrated by his APR scores and graduation rates.

In 16 years as a head coach, Brownell has only had one APR figure lower than 936 and has had nine cohorts with perfect scores. He has been above the national average all but one cohort.

Under Brownell, 27 out of the 28 seniors he has coached at Clemson have left with a degree. In the 2018-19 academic year, Lyles Davis earned his degree.

Brownell's Year-by-Year APR		
Year	School	APR
2003-04	UNC Wilmington	981
2004-05	UNC Wilmington	1000
2005-06	UNC Wilmington	1000
	Wright State	854
2006-07	Wright State	952
2007-08	Wright State	1000
2008-09	Wright State	1000
2009-10	Wright State	936
	Clemson	1000
2010-11	Clemson	952
2011-12	Clemson	1000
2012-13	Clemson	980
2013-14	Clemson	1000
2014-15	Clemson	1000
2015-16	Clemson	1000
2016-17	Clemson	960
2017-18	Clemson	979



FORMER TIGER GUARD GABE DeVOE EARNED HIS UNDERGRADUATE CLEMSON DEGREE IN MAY 2018.

LITTLEJOHN COLISEUM



LITTLEJOHN COLISEUM

THE NEW LITTLEJOHN

Opened: October 2016

Cost: \$63.5 Million

Capacity: 9,000

RENOVATION FEATURES

- Newly configured seating bowl, with court rotating 90 degrees from its prior layout
- Swann Pavilion, a newly designed operations complex and practice facility connected to the arena
- Burton Gallery, a new 10,000 square foot main entrance space housing ticket booths
- Expanded portals, allowing for a more accessible in-game atmosphere from the concourse level
- Coliseum club premium seating area
- Courtside club premium seating area
- Coaches offices overlooking the practice gym
- Expansive space for staff conferences
- Locker room for players, coaches and staff
- Team film and meeting room
- Players lounge
- Recruiting lounge
- Weight room connecting the players lounge to the practice gym
- Athletic training room

NBA INFLUENCE

DONTE GRANTHAM
Clemson (2014-18)

CLEMSON'S NBA HONORS

NBA World Champions

1991	Horace Grant, Chicago Bulls
1992	Horace Grant, Chicago Bulls
1993	Horace Grant, Chicago Bulls
2001	Horace Grant, Los Angeles Lakers
2004	Elden Campbell, Detroit Pistons

NBA All-Stars

1968	Randy Mahaffey, Kentucky Colonels
1985	Larry Nance, Phoenix Suns
1989	Larry Nance, Cleveland Cavaliers
1993	Larry Nance, Cleveland Cavaliers
1994	Horace Grant, Chicago Bulls
2000	Dale Davis, Indiana Pacers

Retired Number

Larry Nance	Cleveland Cavaliers, #22
-------------	--------------------------

All-Time Team

Larry Nance	Cleveland Cavaliers (voted 1999)
-------------	----------------------------------

NBA Slam Dunk Champion

1984	Larry Nance, Phoenix Suns
------	---------------------------

Led NBA in Statistical Category

1983	Tree Rollins, Atlanta Hawks (Blocked Shots)
------	---

NBA All Rookie Team, Second Team

1995	Sharone Wright, Philadelphia 76ers
------	------------------------------------

NBA All Defense, First Team

1984	Tree Rollins, Atlanta Hawks
1989	Larry Nance, Cleveland Cavaliers

NBA All Defense, Second Team

1992	Larry Nance, Cleveland Cavaliers
1993	Larry Nance, Cleveland Cavaliers
	Horace Grant, Chicago Bulls
1994	Horace Grant, Chicago Bulls
1995	Horace Grant, Orlando Magic
1996	Horace Grant, Orlando Magic

TIGERS IN THE NBA

Randy Mahaffey, F

Kentucky Colonels	1968-69
New York Nets	1969-70
Carolina Cougars	1970-71

Skip Wise, G

San Antonio Spurs	1975-76
-------------------	---------

Tree Rollins, C

Atlanta Hawks	1978-88
Cleveland Cavaliers	1989-90
Detroit Pistons	1990-91
Houston Rockets	1991-93
Orlando Magic	1993-95

Larry Nance, F

Phoenix Suns	1982-88
Cleveland Cavaliers	1988-94

Horace Grant, F

Chicago Bulls	1988-94
Orlando Magic	1994-99, 2001-03
Seattle Supersonics	1999-2000
Los Angeles Lakers	2000-01, 2003-04

Devin Gray, F

San Antonio Spurs, Sacramento Kings	1996-97
Houston Rockets	1999-2000

Elden Campbell, C

Los Angeles Lakers	1990-99
Charlotte/New Orleans Hornets	1999-2002
Seattle Supersonics	2002-03
Detroit Pistons	2003-05

Dale Davis, F

Indiana Pacers	1991-2000, 2004-05
Portland Trailblazers	2000-04
Golden State Warriors	2004-05
Detroit Pistons	2005-07

Chris Whitney, G

San Antonio Spurs	1993-95
Washington Wizards	1995-2002, 2003-04
Denver Nuggets	2002-03
Orlando Magic	2002-03

Sharone Wright, C

Philadelphia 76ers	1994-95
Toronto Raptors	1995-98

Greg Buckner, G

Dallas Mavericks	1999-2002, 2006-07
Philadelphia 76ers	2002-04
Denver Nuggets	2004-06
Minnesota Timberwolves	2007-08
Memphis Grizzlies	2008-09

Harold Jamison, F

Miami Heat	1999-2000
Los Angeles Clippers	2001-02

Will Solomon, G

Memphis Grizzlies	2001-02
Toronto Raptors, Sacramento Kings	2008-09

Trevor Booker, F

Washington Wizards	2010-14
Utah Jazz	2014-16
Brooklyn Nets	2016-18
Indiana Pacers	2018

K.J. McDaniels, G

Philadelphia 76ers	2014-15
Houston Rockets	2015-17
Brooklyn Nets	2017
Toronto Raptors	2017

Jaron Blossomgame, F

Cleveland Cavaliers	2018-19
---------------------	---------

Donte Grantam, F

Oklahoma City Thunder	2018-19
-----------------------	---------



NBA DRAFT HISTORY

SHARONE WRIGHT
Clemson (1991-94)

CLEMSON'S NBA DRAFT HISTORY

Year	Player	Rd	Pick	Franchise
1952	John Snee, C	NA	NA	Milwaukee
1958	Ed Brinkley, C	8	57	Minneapolis Lakers
1960	George Krajack, G	18	101	New York Knicks
1964	Jim Brennan, G	9	75	Philadelphia Warriors
1967	Randy Mahaffey, F	2	16	Los Angeles Lakers
	Jim Sutherland, G	14	147	Seattle Supersonics
1975	Wayne Croft, C	7	113	Kansas City Kings
1977	Tree Rollins, C	1	14	Atlanta Hawks
1978	Stan Rome, F	4	78	Cleveland Cavaliers
1980	Billy Williams, G	2	43	Houston Rockets
	John Campbell, C	3	58	Phoenix Suns
1981	Larry Nance, C	1	20	Phoenix Suns
1982	Horace Wyatt, C	7	138	Atlanta Hawks
1983	Fred Gilliam, F	6	123	Utah Jazz
1984	Murray Jarman, C	3	58	Phoenix Suns
1985	Vincent Hamilton, G	4	74	Indiana Pacers
1986	Glen McCants, C	7	144	Seattle Supersonics
1987	Horace Grant, C	1	10	Chicago Bulls
	Michael Tait, G	5	101	Seattle Supersonics
1990	Elden Campbell, C	1	27	Los Angeles Lakers
1991	Dale Davis, F	1	13	Indiana Pacers
1993	Chris Whitney, G	2	47	San Antonio Spurs
1994	Sharone Wright, C	1	6	Philadelphia 76ers
1998	Greg Buckner, G	2	53	Dallas Mavericks
2001	Will Solomon, G	2	33	Vancouver Grizzlies
2010	Trevor Booker, F	1	23	Washington Wizards
2014	K.J. McDaniels, F	2	32	Philadelphia 76ers
2017	Jaron Blossomgame, F	2	59	San Antonio Spurs

TRADITION BY POSITION - GUARD

HONOR ROLL • TIGER GUARDS

All-American
Billy Williams 1980

All-Conference
Bill Yarborough 1955-56
Vince Yockel 1956, 58
Choppy Patterson 1960-61
Jim Brennan 1963-64
Jim Sutherland 1965, 67
Butch Zatezalo 1968-70
Skip Wise 1975
Billy Williams 1980
Vincent Hamilton 1982
Chris Whitney 1993
Terrell McIntyre 1997-99
Will Solomon 2000-01
Edward Scott 2002-03
Cliff Hammonds 2008
K.C. Rivers 2008
Demontez Stitt 2011
Marcquise Reed 2018, 2019

All-ACC Tournament
Bill Yarborough 1955
Choppy Patterson 1961
Jim Brennan 1962
Nick Milasnovich 1964
Skip Wise 1975
Billy Williams 1980
Chris Whitney 1993
Terrell McIntyre 1998
Shawan Robinson 2005
Cliff Hammonds 2008
K.C. Rivers 2008
Demontez Stitt 2011
Shelton Mitchell 2018

All-ACC Defensive Team
Vernon Hamilton 2006
Andre Young 2012

All-NCAA Midwest Region
Gabe DeVoe 2018

ACC Points Per Game Leaders
Butch Zatezalo 23.0 1967-68
Butch Zatezalo 25.8 1968-69
Terrell McIntyre 17.9 1998-99
Will Solomon 20.9 1999-2000

ACC Field Goal Percentage Leader
Vincent Hamilton 58.6 1981-82

ACC Free Throw Percentage Leaders
Gary Burnisky 89.8 1963-64
Jim Sutherland 89.7 1966-67
Shawan Robinson 91.3 2005-06

ACC Steals Per Game Leader
Vernon Hamilton 2.68 2005-06

ACC Assist-to-Turnover Ratio Leader
Andre Young 2.55 2010-11

NBA Players
Will Solomon 2001-02, 2008-09
Chris Whitney 1993-2004
Skip Wise 1975-76

TERRELL McINTYRE



TRADITION BY POSITION - FORWARD

DALE DAVIS

HONOR ROLL • TIGER FORWARDS

All-American

Dale Davis	1990
------------	------

All-Conference

Randy Mahaffey	1965, 67
Stan Rome	1977
Larry Nance	1981
Dale Davis	1989-91
Devin Gray	1994
Greg Buckner	1997-98
Sharrod Ford	2005
Trevor Booker	2009-10
Devin Booker	2013
K.J. McDaniels	2014
Jaron Blossomgame	2016-17

All-ACC Tournament

Randy Mahaffey	1967
Stan Rome	1976
Larry Nance	1981
Dale Davis	1990
Greg Buckner	1996
Trevor Booker	2008
James Mays	2008

ACC Defensive Player of the Year

K.J. McDaniels	2014
----------------	------

ACC Most Improved

Jaron Blossomgame	2016
-------------------	------

All-ACC Defensive Team

Trevor Booker	2009, 2010
K.J. McDaniels	2014

ACC Rebounds Per Game Leaders

Dale Davis	8.9	1988-89
Dale Davis	11.3	1989-90
Dale Davis	12.1	1990-91
Harold Jamison	9.9	1998-99
Trevor Booker	9.7	2008-09

ACC Blocks Per Game Leaders

K.J. McDaniels	2.0	2012-13
K.J. McDaniels	2.8	2013-14

ACC Field Goal Percentage Leaders

Dale Davis	67.0	1988-89
Dale Davis	52.5	1989-90
Devin Gray	57.2	1993-94
Trevor Booker	57.1	2008-09

NBA Players

Jaron Blossomgame	2017-Present
Trevor Booker	2010-18
Greg Buckner	1999-2009
Dale Davis	1991-2007
Sharrod Ford	2005-06
Donte Grantham	2018-Present
Devin Gray	1996-97, 1999-00
Harold Jamison	1999-2000, 2001-02
Randy Mahaffey	1968-71
K.J. McDaniels	2014-17
Larry Nance	1982-94

First-Round NBA Draft Picks

Larry Nance (20)	1981
Dale Davis (13)	1991
Trevor Booker (23)	2010

NBA All-Stars

Randy Mahaffey	1969
Larry Nance	1985, 89, 93
Dale Davis	2000

NBA Slam Dunk Champion

Larry Nance	1984
-------------	------

NBA All-Defensive Team

Larry Nance	1989
-------------	------

TRADITION BY POSITION - CENTER

ELDEN CAMPBELL

HONOR ROLL • TIGER CENTERS

All-Americans

Banks McFadden	1939
Tree Rollins	1977
Horace Grant	1987
Elden Campbell	1990

All-Conference

Banks McFadden	1938-40
Tree Rollins	1975-77
Horace Grant	1986-87
Elden Campbell	1988-90
Sharone Wright	1993-94

All-ACC Tournament

Murray Jarman	1984
Sharone Wright	1994

All-ACC Defensive Team

Jerai Grant	2011
Landry Nnoko	2016
Elijah Thomas	2018, 2019

ACC 50-Year Anniversary Team

Horace Grant	1983-87
Tree Rollins	1973-77

ACC Player of the Year

Horace Grant	1986-87
--------------	---------

ACC Rebounds Per Game Leaders

Tree Rollins	11.7	1974-75
Tree Rollins	11.7	1976-77
Horace Grant	10.5	1985-86
Horace Grant	9.6	1986-87
Sharone Wright	10.5	1992-93

ACC Field Goal Percentage Leaders

Horace Grant	65.6	1986-87
Elden Campbell	62.9	1987-88

ACC Blocked Shots Per Game Leaders

Tree Rollins	3.9	1976-77
Elden Campbell	3.1	1987-88
Elden Campbell	3.0	1988-89
Elden Campbell	2.8	1989-90
Sharone Wright	2.3	1991-92
Sharone Wright	4.1	1992-93
Landry Nnoko	2.3	2015-16

NBA Players

Elden Campbell	1990-2005
Horace Grant	1988-2004
Tree Rollins	1978-95
Sharone Wright	1994-98

First-Round NBA Draft Picks

Tree Rollins (14)	1977
Horace Grant (10)	1987
Elden Campbell (27)	1990
Sharone Wright (6)	1994

NBA All-Star

Horace Grant	1994
--------------	------

NBA World Champions

Horace Grant	1991-93, 2001
Elden Campbell	2004

NBA All-Defensive Team

Tree Rollins (1 st)	1984
Horace Grant (2 nd)	1993, 1994, 1995, 1996

2018-19 REVIEW

CLEMSON EARNs THIRD-STRAIGHT POSTSEASON APPEARANCE

THE 2018-19 CLEMSON TIGERS WON 20 GAMES, INCLUDING NINE IN THE ACC TO EARN ITS THIRD-STRAIGHT POSTSEASON APPEARANCE. COMBINED WITH ITS 25 VICTORIES IN 2017-18, THE TIGERS HAVE WON THE THIRD-MOST GAMES IN BACK-TO-BACK SEASONS IN CLEMSON HISTORY (45).

2018-19 STATISTICS

INDIVIDUAL OVERALL STATISTICS

Record:	Overall			Home			Away			Neutral																
All Games	20-14			14-5			4-6			2-3																
Conference	9-9			6-3			3-6			0-0																
Non-Conference	11-5			8-2			1-0			2-3																
##	Player	GP	GS	Min	Avg	FG	FGA	Pct	3FG	3FGA	Pct	FT	FTA	Pct	Off	Def	Reb	Avg	PF	FO	A	TO	Blk	Stl	Pts	Avg
2	REED, Marcquise	31	30	1098	35.4	202	459	.440	48	135	.356	150	178	.843	23	149	172	5.5	60	2	95	83	1	66	602	19.4
14	THOMAS, Elijah	34	32	871	25.6	172	281	.612	0	1	.000	97	152	.638	84	181	265	7.8	112	4	46	94	74	28	441	13.0
4	MITCHELL, Shelton	32	32	1050	32.8	120	317	.379	48	148	.324	80	96	.833	12	75	87	2.7	33	0	95	72	0	32	368	11.5
25	SIMMS, Aamir	34	34	907	26.7	105	238	.441	40	121	.331	24	32	.750	50	107	157	4.6	82	2	34	45	25	21	274	8.1
24	SKARA, David	33	32	1031	31.2	89	190	.468	33	91	.363	39	54	.722	37	103	140	4.2	69	2	49	38	16	23	250	7.6
0	TRAPP, Clyde	34	7	816	24.0	69	173	.399	26	85	.306	40	62	.645	15	99	114	3.4	73	2	54	58	8	28	204	6.0
15	NEWMAN III, John	34	1	408	12.0	28	73	.384	9	28	.321	6	11	.545	15	45	60	1.8	31	0	15	19	5	12	71	2.1
35	WHITE, Javan	33	2	277	8.4	28	50	.560	0	0	.000	11	24	.458	22	44	66	2.0	54	1	8	13	12	8	67	2.0
5	TYSON, Hunter	31	0	258	8.3	16	63	.254	11	47	.234	6	9	.667	6	26	32	1.0	18	0	12	6	8	2	49	1.6
10	FOX, Parker	5	0	5	1.0	1	2	.500	1	2	.500	0	0	.000	0	0	0	0.0	1	0	0	1	0	0	3	0.6
3	DAVIS, Lyles	8	0	7	0.9	1	5	.200	1	3	.333	0	0	.000	0	1	1	0.1	1	0	1	0	0	1	3	0.4
55	JEMISON, Trey	20	0	72	3.6	2	6	.333	0	0	.000	3	5	.600	5	11	16	0.8	18	0	1	3	5	2	7	0.4
Team														40	57	97	1			18						
Total.....		34		6800		833	1857	.449	217	661	.328	456	623	.732	309	898	1207	35.5	553	13	410	450	154	223	2339	68.8
Opponents.....		34		6800		755	1856	.407	257	735	.350	407	557	.731	291	802	1093	32.1	581	-	336	452	99	190	2174	63.9

CONFERENCE-ONLY STATISTICS

Overall		Home		Away																						
9-9	6-3	3-6																								
##	Player	GP	GS	Min	Avg	FG	FGA	Pct	3FG	3FGA	Pct	FT	FTA	Pct	Off	Def	Reb	Avg	PF	FO	A	TO	Blk	Stl	Pts	Avg
2	REED, Marcquise	18	18	647	35.9	112	256	.438	30	75	.400	89	105	.848	12	92	104	5.8	36	1	48	45	0	42	343	19.1
14	THOMAS, Elijah	18	18	482	26.8	97	163	.595	0	0	.000	38	64	.594	41	109	150	8.3	58	2	29	50	46	13	232	12.9
4	MITCHELL, Shelton	18	18	591	32.8	58	161	.360	28	82	.341	38	44	.864	8	44	52	2.9	19	0	53	40	0	16	182	10.1
25	SIMMS, Aamir	18	18	474	26.3	47	124	.379	18	65	.277	13	19	.684	27	56	83	4.6	42	2	21	23	11	13	125	6.9
24	SKARA, David	17	16	534	31.4	37	94	.394	14	44	.318	12	17	.706	13	49	62	3.6	34	2	28	16	7	8	100	5.9
0	TRAPP, Clyde	18	2	407	22.6	32	78	.410	12	35	.343	17	26	.654	7	49	56	3.1	38	0	25	29	3	12	93	5.2
35	WHITE, Javan	17	0	124	7.3	16	32	.500	0	0	.000	6	12	.500	11	22	33	1.9	35	1	3	4	6	3	38	2.2
5	TYSON, Hunter	15	0	115	7.7	9	28	.321	7	24	.292	0	0	.000	1	9	10	0.7	11	0	7	3	2	0	25	1.7
15	NEWMAN III, John	18	0	169	9.4	11	31	.355	4	12	.333	0	0	.000	4	16	20	1.1	16	0	7	7	2	3	26	1.4
3	DAVIS, Lyles	3	0	3	1.0	1	3	.333	1	2	.500	0	0	.000	0	1	1	0.3	1	0	0	0	0	1	3	1.0
55	JEMISON, Trey	12	0	52	4.3	2	5	.400	0	0	.000	1	3	.333	4	7	11	0.9	12	0	0	2	3	1	5	0.4
10	FOX, Parker	2	0	2	1.0	0	1	.000	0	1	.000	0	0	.000	0	0	0	0.0	0	0	0	0	0	0	0	0.0
Team															24	25	49				10					
Total.....		18		3600		422	976	.432	114	340	.335	214	290	.738	152	479	631	35.1	302	8	221	229	80	112	1172	65.1
Opponents.....		18		3600		381	972	.392	125	382	.327	239	323	.740	163	444	607	33.7	290	-	181	223	62	98	1126	62.6

MISCELLANEOUS STATISTICS

Dunks: (63) Thomas 25, White 11, Skara 7, Simms 6, Reed 4, Trapp 4, Newman III 4, Tyson 1

Charges Taken: (35) Thomas 8, Simms 7, Reed 5, Newman III 3, Trapp 3, White 3, Skara 2, Mitchell 2, Tyson 2

20-Point Games: (20) Reed 15, Mitchell 2, Thomas 2, Simms 1

30-Point Games: (2) Reed 2

Double-Doubles: (13) Thomas 9, Reed 4

Double Figure Scoring: (106) Reed 28, Thomas 26, Mitchell 23, Simms 12, Skara 9, Trapp 7, White 1

Double Figure Rebounding: (15) Thomas 10, Reed 4, Skara 1

Led Clemson in Scoring: Reed 24, Thomas 4, Simms 3, Mitchell 2

Led Clemson in Rebounding: Thomas 20, Reed 4, Simms 3, Skara 3, White 1

Led Clemson in Assists: Reed 12, Mitchell 6, Thomas 2, Skara 2, Simms 1

Consecutive Points Scored: 12 by Shelton Mitchell vs. Virginia Tech, 2/9/19

Consecutive Field Goals Made: 7 by Clyde Trapp from 2/13/19 to 2/16/19 (7-for-7 combined against Miami (4-4) and Louisville (3-3))

Consecutive Free Throws Made: 17 by Marcquise Reed from 2/9/19 to 2/19/19

Consecutive Three-Pointers Made: 4 by Clyde Trapp from 11/21/18 to 11/26/18 (4-for-4 combined against Creighton and Nebraska)

Largest Lead: +29 (49-20) vs. Pittsburgh, 1/29/19; +29 (63-34) vs. Wake Forest

Largest Deficit: -28 (45-73) at Duke, 1/5/19

Largest Halftime Deficit: 10 (35-45) vs. Creighton, 11/21/18

Largest Deficit Overcome for Victory: -10 (13-23) vs. Syracuse, 3/9/19

Most Consecutive Clemson Points: 21 vs. Charleston Southern, 12/18/18

Most Consecutive Opponent Points: 13 by Pittsburgh, 1/29/19; 13 by Miami, 2/13/19



2018-19 SUPERLATIVES

CATEGORY	CLEMSON TEAM HIGH	CLEMSON TEAM LOW
Total Points	100 vs. The Citadel, 11/6/18	43 vs. Virginia, 1/12/19
1st Half Points	51 vs. Pittsburgh, 1/29/19	21 vs. Virginia, 1/12/19
2nd Half Points	51 vs. The Citadel, 11/6/18	16 vs. NC State, 3/13/19
1st Half Field Goal %	66.7 vs. Pittsburgh, 1/29/19	23.8 vs. Virginia, 1/12/19
2nd Half Field Goal %	62.5 vs. Charleston Southern, 12/18/18	19.4 vs. NC State, 3/13/19
Scoring Margin	+27 vs. Charleston Southern, 12/18/18	-20 vs. Virginia, 1/12/19
Field Goals Made	34 vs. The Citadel, 11/6/18	14 vs. Virginia, 1/12/19
Field Goal Attempts	64 vs. Lipscomb, 12/30/18	46 vs. South Carolina, 12/22/18; Virginia Tech, 2/9/19
Field Goal %	58.0 vs. Charleston Southern, 12/18/18	25.9 vs. Virginia, 1/12/19
3-Pointers Made	14 vs. Pittsburgh, 1/29/19	0 vs. at NC State, 1/26/19
3-Point Attempts	27 vs. many (3), last vs. Pittsburgh, 1/29/19	7 vs. at NC State, 1/26/19
3-Point % (min. 10 att.)	51.9 vs. Pittsburgh, 1/29/19	14.3 vs. Saint Peter's, 12/4/18
Free Throws Made	23 vs. Saint Peter's, 12/4/18	5 vs. NC State, 3/13/19
Free Throw Attempts	30 vs. Saint Peter's, 12/4/18	8 vs. NC State, 3/13/19
Free Throw % (min. 10 att.)	100.0 vs. at Miami, 2/13/19	58.8 vs. Syracuse, 1/9/19
Rebounds	43 vs. Georgia, 11/20/18	30 vs. Nebraska, 11/26/18
Offensive Rebounds	18 vs. Syracuse, 3/9/19	5 vs. NC Central, 11/9/18
Rebound Margin	+15 vs. Syracuse, 3/9/19	-10 vs. Virginia, 1/12/19
Assists	20 vs. The Citadel, 11/6/18	5 vs. Virginia, 1/12/19 ; at NC State, 1/26/19
Turnovers	22 vs. Charleston Southern, 12/18/18	7 vs. Virginia, 1/12/19
Blocked Shots	12 vs. Virginia Tech, 2/9/19	0 vs. Akron, 11/19/18
Steals	15 vs. Lipscomb, 12/30/18	1 vs. Florida State, 1/22/19
Fouls	25 vs. South Carolina, 12/22/18	11 vs. Sam Houston State, 11/14/18 ; Georgia, 11/20/18

CATEGORY	OPPONENT TEAM HIGH	OPPONENT TEAM LOW
Total Points	87 by Creighton, 11/21/18; at Duke, 1/5/19	37 by Wake Forest, 2/3/19
1st Half Points	45 by Creighton, 11/21/18	16 by Pittsburgh, 2/27/19
2nd Half Points	47 by at Duke, 1/5/19	18 by Georgia Tech, 2/6/19
1st Half Field Goal %	58.6 by Creighton, 11/21/18	23.8 by Pittsburgh, 2/27/19
2nd Half Field Goal %	56.5 by Mississippi State, 12/8/18	20.6 by Wake Forest, 2/3/19
Field Goals Made	32 by at Duke, 1/5/19	12 by Pittsburgh, 2/27/19
Field Goal Attempts	67 by at Duke, 1/5/19	44 by Georgia Tech, 1/16/19 ; Pittsburgh, 2/27/19
Field Goal %	55.8 by Creighton, 11/21/18	23.7 by Wake Forest, 2/3/19
3-Pointers Made	19 by Mississippi State, 12/8/18	3 by Wake Forest, 2/3/19 ; Pittsburgh, 2/27/19
3-Point Attempts	30 by Mississippi State, 12/8/18	11 by Georgia Tech, 1/16/19
3-Point % (min. 10 att.)	63.3 by Mississippi State, 12/8/18	13.6 by Wake Forest, 2/3/19
Free Throws Made	21 by Pittsburgh, 2/27/19	4 by Saint Peter's, 12/4/18
Free Throw Attempts	28 by many (3), last by Pittsburgh, 2/27/19	6 by Saint Peter's, 12/4/18
Free Throw % (min. 10 att.)	94.1 by Virginia Tech, 2/9/19	50.0 by Georgia, 11/20/18
Rebounds	46 by Virginia, 1/12/19	24 by Radford, 12/15/18
Offensive Rebounds	18 by Wake Forest, 2/3/19	3 by The Citadel, 11/6/18 ; Georgia, 11/20/18; Lipscomb, 12/30/18
Assists	22 by Mississippi State, 12/8/18	2 by Charleston Southern, 12/18/18 ; Pittsburgh, 1/29/19
Turnovers	22 by Lipscomb, 12/30/18	8 by many (3), last by Florida State, 1/22/19
Blocked Shots	7 by many (3), last by Georgia Tech, 1/16/19	0 by many (3), last by NC State, 1/26/19
Steals	13 by at Duke, 1/5/19	1 by Florida State, 1/22/19
Fouls	24 by Akron, 11/19/18	13 by many (4), last by Pittsburgh, 2/27/19

CATEGORY	CLEMSON INDIVIDUAL BEST	OPPONENT INDIVIDUAL BEST
Points	31 by Marcquise Reed vs. Boston College, 2/23/19	36 by Ty-Shon Alexander (Creighton), 11/21/18
Field Goals Made	11 by Marcquise Reed vs. Creighton, 11/21/18	10 by Xavier Johnson (Pittsburgh), 1/29/19
	Marcquise Reed vs. Boston College, 2/23/19	
Field Goal Attempts	22 by Marcquise Reed vs. Creighton, 11/21/18	21 by Ky Bowman (Boston College), 2/23/19
Field Goal Perfection	4 by Javan White vs. Pittsburgh, 1/29/19	4 by Kaelon Harris (The Citadel), 11/6/18
	Clyde Trapp at Miami, 2/13/19	
3-Pointers Made	5 by Shelton Mitchell vs. Virginia Tech, 2/9/19	8 by Lamar Peters (Mississippi State), 12/8/18
	Marcquise Reed vs. Boston College, 2/23/19	
3-Point Attempts	9 by Aamir Simms vs. Mississippi State, 12/8/18	12 by Loren Crist Jackson (Akron), 11/19/18
	Shelton Mitchell vs. Virginia Tech, 2/9/19	Ty-Shon Alexander (Creighton), 11/21/18
3-Point Perfection	4 by Shelton Mitchell vs. Pittsburgh, 1/29/19	3 by CJ Bryce (NC State), 1/26/19
		Xavier Johnson (Pittsburgh), 1/29/19
Free Throws Made	9 by Shelton Mitchell vs. Akron, 11/19/18	11 by Ty-Shon Alexander (Creighton), 11/21/18
	Marcquise Reed at NC State, 1/26/19	
Free Throw Attempts	14 by Marcquise Reed at NC State, 1/26/19	11 by Ty-Shon Alexander (Creighton), 11/21/18
Free Throw Perfection	9 by Marcquise Reed at Miami, 2/13/19	11 by Ty-Shon Alexander (Creighton), 11/21/18
Rebounds	14 by Elijah Thomas vs. Charleston Southern, 12/18/18	20 by John Mooney (Notre Dame), 3/9/19
Offensive Rebounds	6 by Elijah Thomas vs. Akron, 11/19/18	6 by Alanzo Frink (South Carolina), 12/22/18
	Elijah Thomas vs. Charleston Southern, 12/18/18	
Assists	8 by Marcquise Reed at Duke, 1/5/19	9 by Tre Jones (Duke), 01/05/19
	Shelton Mitchell vs. Georgia Tech, 1/16/19	
Blocked Shots	7 by Elijah Thomas vs. Wake Forest, 2/3/19	7 by James Banks III (Georgia Tech), 2/6/19
	Elijah Thomas vs. Virginia Tech, 2/9/19	
Steals	5 by Marcquise Reed vs. many (3), last vs. Syracuse, 3/9/19	3 by many (4), last by Khameron Davis (Pittsburgh), 1/29/19
Minutes	40 by Marcquise Reed vs. Georgia Tech, 1/16/19	40 by Tyus Battle (Syracuse), 1/9/19
	David Skara vs. Georgia Tech, 1/16/19	Ky Bowman (Boston College), 2/23/19
	Shelton Mitchell vs. Virginia Tech, 2/9/19	Oshae Brissett (Syracuse), 3/9/19
	Marcquise Reed vs. many (4), last vs. Syracuse, 3/9/19	

Bold denotes a Clemson home game; ^ - denotes one overtime period.

SUPERLATIVES UNDER BROWNELL

CATEGORY	CLEMSON TEAM HIGH	CLEMSON TEAM LOW
Total Points	100 vs. The Citadel, 11/6/18	36 vs. Virginia, 1/23/18
1st Half Points	51 vs. Coppin State, 12/4/16; Pittsburgh, 1/29/19	10 vs. Duke, 1/8/13; Virginia, 2/7/13
2nd Half Points	56 vs. Wake Forest, 2/2/16; North Carolina, 1/16/18	13 vs. Virginia, 1/23/18
1st Half Field Goal %	66.7 vs. Pittsburgh, 1/29/19	12.0 vs. Duke, 1/8/13
2nd Half Field Goal %	85.0 vs. Georgia Tech, 1/12/11	23.5 vs. Duke, 3/2/11
Scoring Margin	+45 vs. Florida A&M, 11/14/14	-48 vs. Florida State, 2/5/17
Field Goals Made	35 vs. The Citadel, 1/1/13	14 vs. Louisville, 1/10/16; Virginia, 1/12/19
Field Goal Attempts	73 vs. Florida State, 3/4/12	33 vs. Virginia, 1/12/13
Field Goal %	69.2 vs. Georgia Tech, 1/12/11	25.9 vs. Virginia, 1/12/19
3-Pointers Made	15 vs. North Carolina, 1/30/18	0 vs. Virginia Tech, 3/1/12; at NC State, 1/26/19
3-Point Attempts	36 vs. Samford, 12/9/17; Virginia Tech, 2/21/18	7 vs. at NC State, 1/26/19
3-Point % (min. 10 att.)	78.6 vs. Georgia Tech, 1/12/11	0.0 vs. Virginia Tech, 3/1/12
Free Throws Made	32 vs. Louisville, 1/10/16	4 vs. Iowa, 11/29/11
Free Throw Attempts	46 vs. Western Carolina, 11/12/10	10 vs. North Carolina, 1/18/11
Free Throw % (min. 10 att.)	100.0 vs. Miami (15-15), 1/16/16	38.5 vs. Wake Forest (5-13), 2/25/14
Rebounds	51 vs. Presbyterian College, 12/15/15	19 vs. Virginia, 1/31/12
Offensive Rebounds	23 vs. Oklahoma, 11/20/16; SC State, 12/13/16	2 vs. Virginia, 1/19/16
Rebound Margin	+23 vs. North Carolina A&T, 11/12/17	-22 vs. Louisville, 1/10/16
Assists	22 vs. many (4), last vs. Virginia Tech, 1/22/17	3 vs. Duke, 1/8/13; Georgia Tech, 2/13/16
Turnovers	22 vs. Florida State, 2/5/17	1 vs. NC State, 2/20/16
Blocked Shots	12 vs. Arizona, 12/8/12; South Carolina, 11/17/13	0 vs. North Carolina, 2/28/13; Virginia Tech, 3/2/13
Steals	16 vs. The Citadel, 1/1/13	0 vs. Illinois, 3/23/14; NC State, 1/11/18
Fouls	25 vs. many (4), last vs. Georgia Tech, 3/9/16	5 vs. SC State, 12/13/16

CATEGORY	OPPONENT TEAM HIGH	OPPONENT TEAM LOW
Total Points	109 by Florida State, 2/5/17	35 by Furman, 12/14/13
1st Half Points	51 by Florida State, 2/5/17	15 by Georgia Tech, 2/14/13; Stetson, 11/8/13
2nd Half Points	58 by Florida State, 2/5/17	14 by Delaware State, 11/13/13
1st Half Field Goal %	64.0 by Florida State, 3/4/12	17.2 by Georgia Tech, 2/14/13
2nd Half Field Goal %	72.0 by Duke, 1/8/13	16.7 by Delaware State, 11/13/13
Field Goals Made	41 by Florida State, 2/5/17	11 by Savannah State, 12/17/10
Field Goal Attempts	79 by Maryland, 3/2/14	38 by Wake Forest, 2/25/14
Field Goal %	66.1 by Florida State, 2/5/17	22.9 by Savannah State, 12/17/10
3-Pointers Made	19 vs. vs. Mississippi State, 12/8/18	1 by many (6), last by Georgia Tech, 2/13/16
3-Point Attempts	40 by Davidson, 11/17/16	9 by Furman, 11/16/12; UTEP, 11/23/12
3-Point % (min. 10 att.)	72.7 by Maryland, 2/7/12	7.7 by Delaware State, 11/13/13
Free Throws Made	25 by West Virginia, 3/17/11	1 by Virginia, 2/14/12; SC State, 12/23/12
Free Throw Attempts	35 by Maryland, 1/22/11	1 by Virginia, 2/14/12
Free Throw % (min. 10 att.)	94.1 by Virginia Tech (16-17), 1/22/17	18.2 by Davidson, 11/22/13
Rebounds	63 by Maryland, 3/2/14	20 by Delaware State, 12/27/10
Offensive Rebounds	24 by Louisville, 1/10/16	1 by Boston College, 1/12/12
Assists	26 by Florida State, 2/5/17	2 by Charleston Southern, 12/18/18
Turnovers	25 by The Citadel, 1/1/13	4 by Temple, 11/21/13
Blocked Shots	9 by Florida State, 1/24/13; Florida State, 1/30/16	0 by many (12), last by Hofstra, 11/17/17
Steals	14 by Virginia Tech, 3/5/11	0 by Hofstra, 11/17/17
Fouls	32 by Western Carolina, 11/12/10	8 by College of Charleston, 11/19/11

CATEGORY	CLEMSON INDIVIDUAL BEST	OPPONENT INDIVIDUAL BEST
Points	33 by Jaron Blossomgame vs. NC State, 2/20/16	40 by Harrison Barnes (North Carolina), 3/12/11
Field Goals Made	13 by many (3), last by Jaron Blossomgame vs. Notre Dame, 2/8/16	12 by many (4), last by Omer Yurtseven (NC State), 1/11/18
Field Goal Attempts	24 by K.J. McDaniels vs. Notre Dame, 2/11/14	22 by PJ Dozier (South Carolina), 12/21/16
Field Goal Perfection	7 by Adonis Filer vs. The Citadel, 1/1/13	5 by Theo Pinson (North Carolina), 12/30/15
3-Pointers Made	8 by Marcquise Reed vs. Virginia Tech, 2/21/18	8 by Lamar Peter (Mississippi State), 12/8/18
3-Point Attempts	20 by Marcquise Reed vs. Virginia Tech, 2/21/18	12 by Zane Johnson (Hawaii), 12/25/11
		Andrew White III (Syracuse), 2/7/17
		Gavin Block (Ohio), 11/16/17
		Demontrae Jefferson (Texas Southern), 11/24/17
		Ty-Shon Alexander (Creighton), 11/21/18
3-Point Perfection	5 by Gabe DeVoe vs. Texas Southern, 11/24/17	5 by Christian James (Oklahoma), 11/20/16
Free Throws Made	16 by Milton Jennings vs. Virginia Tech, 1/27/13	15 by Marcus Georges-Hunt (Georgia Tech), 3/9/16
Free Throw Attempts	18 by Milton Jennings vs. Virginia Tech, 1/27/13	16 by Marcus Georges-Hunt (Georgia Tech), 3/9/16
Free Throw Perfection	9 by many (3), last by Jaron Blossomgame vs. Florida State, 2/25/17	8 by Erick Green (Virginia Tech), 3/8/12
		Charles Mann (Georgia), 12/22/15
		Jordan Dartis (Ohio), 11/16/17
		Theo Pinson (North Carolina), 1/16/18
Rebounds	16 by Elijah Thomas vs. Texas Southern, 11/24/17	20 by John Mooney (Notre Dame), 3/9/19
Offensive Rebounds	8 by many (4), last by Sidy Djitte vs. Florida State, 2/5/17	8 by Jordan Murphy (Minnesota), 11/30/15
Assists	11 by Marcquise Reed vs. Georgia Tech, 1/28/18	13 by Kendall Marshall (North Carolina), 2/18/12
Blocked Shots	8 by Jerai Grant vs. East Carolina, 12/29/10	7 by James Banks III (Georgia Tech), 2/6/19
	Landry Nnoko vs. Virginia Tech, 2/6/16	
Steals	6 by Avry Holmes vs. Georgia Tech, 2/13/16	5 by many (4), last by Lavar Batts (NC State), 1/11/18
Minutes	48 by K.J. McDaniels vs. Maryland, 3/2/14	50 by Eric Atkins (Notre Dame), 2/11/14

Bold denotes a Clemson home game; ^ - denotes one overtime period.



2018-19 GAME BY GAME

	W/L	FG-FGA	Pct.	3pt-A	Pct.	FT-FTA	Pct.	OR	DR	Tot	PF	A	TO	BLK	Stl	1H	2H	OT	Pts
Clemson	W	34-61	.557	11-26	.423	21-25	.840	6	33	39	20	20	12	4	8	49	51	N/A	100
The Citadel		26-58	.448	10-27	.370	18-25	.720	3	22	25	19	7	14	0	7	40	40	N/A	80
Clemson	W	23-50	.460	10-27	.370	15-21	.714	5	26	31	17	18	11	7	8	40	31	N/A	71
NC Central		18-55	.327	4-18	.222	11-15	.733	14	24	38	22	8	20	1	5	20	31	N/A	51
Clemson	W	26-49	.531	9-23	.391	13-18	.722	8	29	37	11	14	12	5	6	32	42	N/A	74
Sam Houston State		22-63	.349	8-24	.333	7-8	.875	11	18	29	15	10	8	1	5	30	29	N/A	59
Clemson	W	25-51	.490	4-13	.308	18-29	.621	10	27	37	18	9	14	0	6	31	41	N/A	72
Akron		23-53	.434	11-29	.379	12-15	.800	6	22	28	24	11	15	1	6	24	45	N/A	69
Clemson	W	25-63	.397	5-20	.250	9-12	.750	11	32	43	11	8	14	1	9	34	30	N/A	64
Georgia		19-50	.380	5-18	.278	6-12	.500	3	27	30	13	8	17	7	3	26	23	N/A	49
Clemson	L	31-58	.534	5-19	.263	15-22	.682	8	23	31	22	11	19	2	2	35	47	N/A	82
Creighton		29-52	.558	10-26	.385	19-25	.760	4	23	27	19	13	16	2	7	45	42	N/A	87
Clemson	L	26-53	.491	4-12	.333	10-12	.833	10	20	30	14	15	11	3	3	31	35	N/A	66
Nebraska		26-55	.473	7-22	.318	9-11	.818	10	19	29	13	10	10	3	5	31	37	N/A	68
Clemson	W	20-48	.417	2-14	.143	23-30	.767	10	26	36	12	6	9	4	6	28	37	N/A	65
Saint Peter's		23-56	.411	10-21	.476	4-6	.667	8	21	29	22	8	11	6	5	28	32	N/A	60
Clemson	L	27-62	.435	6-27	.222	11-17	.647	11	20	31	12	15	9	6	6	34	37	N/A	71
Mississippi State		28-52	.538	19-30	.633	7-11	.636	6	26	32	16	22	14	1	5	42	40	N/A	82
Clemson	W	26-55	.473	7-23	.304	15-20	.750	14	22	36	13	8	14	3	6	31	43	N/A	74
Radford		25-50	.500	9-16	.563	7-11	.636	6	18	24	17	10	14	2	7	30	36	N/A	66
Clemson	W	29-50	.580	6-19	.316	14-19	.737	11	25	36	12	16	22	8	10	35	43	N/A	78
Charleston So.		19-56	.339	6-20	.300	7-9	.778	12	15	27	20	2	20	0	10	27	24	N/A	51
Clemson	W	26-46	.565	8-20	.400	18-25	.720	7	29	36	25	10	21	7	7	45	33	N/A	78
South Carolina		23-63	.365	4-16	.250	18-28	.643	15	18	33	21	11	14	1	5	34	34	N/A	68
Clemson	W	29-64	.453	7-23	.304	19-24	.792	9	33	42	24	10	18	6	15	46	38	N/A	84
Lipscomb		21-51	.412	5-16	.313	20-28	.714	3	28	31	22	7	22	2	10	27	40	N/A	67
Clemson	L	27-63	.429	6-15	.400	8-12	.667	9	27	36	16	14	19	2	6	33	35	N/A	68
Duke		32-67	.478	7-23	.304	16-21	.762	12	28	40	15	16	12	6	13	40	47	N/A	87
Clemson	L	19-53	.358	5-20	.250	10-17	.588	11	25	36	22	14	17	2	7	22	31	N/A	53
Syracuse		20-48	.417	6-26	.231	15-23	.652	7	28	35	16	12	15	7	5	30	31	N/A	61
Clemson	L	14-54	.259	3-19	.158	12-17	.706	8	28	36	14	5	7	2	7	21	22	N/A	43
Virginia		23-57	.404	10-23	.435	7-12	.583	10	36	46	13	11	8	2	4	27	36	N/A	63
Clemson	W	27-53	.509	7-16	.438	11-14	.786	7	23	30	18	13	10	2	5	35	37	N/A	72
Georgia Tech		21-44	.477	4-11	.364	14-21	.667	5	20	25	17	7	13	7	6	30	30	N/A	60
Clemson	L	26-58	.448	5-17	.294	11-14	.786	7	26	33	17	13	11	1	1	41	27	N/A	68
Florida State		25-55	.455	10-22	.455	17-21	.810	6	25	31	15	14	8	1	1	35	42	N/A	77
Clemson	L	25-51	.490	0-7	.000	17-26	.654	10	23	33	16	5	15	4	8	24	43	N/A	67
NC State		24-54	.444	9-24	.375	12-13	.923	7	19	26	21	11	15	0	3	30	39	N/A	69
Clemson	W	26-47	.553	14-27	.519	16-21	.762	6	24	30	19	17	14	7	4	51	31	N/A	82
Pittsburgh		24-53	.453	8-22	.364	13-21	.619	10	17	27	21	2	12	1	7	23	46	N/A	69
Clemson	W	25-53	.472	6-18	.333	8-11	.727	7	27	34	12	13	11	10	8	30	34	N/A	64
Wake Forest		14-59	.237	3-22	.136	6-8	.750	18	23	41	14	8	16	3	4	18	19	N/A	37
Clemson	W	27-55	.491	6-17	.353	5-10	.500	11	28	39	15	17	12	7	7	33	32	N/A	65
Georgia Tech		13-43	.302	4-12	.333	12-16	.750	6	18	24	11	8	16	8	6	24	18	N/A	42
Clemson	W	19-46	.413	11-28	.393	10-13	.769	6	25	31	18	13	12	12	6	33	26	N/A	59
Virginia Tech		15-53	.283	5-19	.263	16-17	.941	14	23	37	17	8	11	1	9	29	22	N/A	51
Clemson	L	23-55	.418	3-19	.158	15-15	1.000	10	28	38	17	8	11	2	5	26	38	N/A	64
Miami		21-54	.389	10-25	.400	13-17	.765	7	22	29	16	9	7	4	3	24	41	N/A	65
Clemson	L	22-57	.386	6-13	.462	5-7	.714	10	32	42	17	8	19	2	5	23	32	N/A	55
Louisville		19-54	.352	6-19	.316	12-14	.857	3	26	29	12	8	12	3	5	19	37	N/A	56
Clemson	L	23-60	.383	8-23	.348	10-16	.625	8	24	32	18	11	11	4	5	23	41	N/A	64
Florida State		29-60	.483	7-18	.389	12-17	.706	10	33	43	21	12	12	4	4	38	39	N/A	77
Clemson	W	27-52	.519	8-17	.471	14-18	.778	7	25	32	11	15	12	3	8	33	43	N/A	76
Boston College		25-61	.410	7-25	.280	9-13	.692	13	20	33	16	8	13	1	3	29	37	N/A	66
Clemson	W	22-52	.423	10-26	.385	8-9	.889	5	29	34	23	18	14	6	6	38	24	N/A	62
Pittsburgh		12-44	.273	3-14	.214	21-28	.750	8	26	34	13	8	13	5	7	16	32	N/A	48
Clemson	L	27-57	.474	8-22	.364	17-22	.773	5	31	36	20	15	11	4	10	35	44	N/A	79
North Carolina		26-63	.413	13-33	.394	16-24	.667	11	28	39	17	19	14	3	5	39	42	N/A	81
Clemson	W	24-54	.444	3-12	.250	13-18	.722	7	27	34	15	9	9	5	4	32	32	N/A	64
Notre Dame		20-55	.364	7-25	.280	15-20	.750	10	28	38	14	12	9	2	5	32	30	N/A	62
Clemson	W	19-56	.339	5-24	.208	24-30	.800	18	27	45	14	13	15	5	11	24	43	N/A	67
Syracuse		18-48	.375	6-19	.316	13-17	.765	6	24	30	21	8	18	4	8	31	24	N/A	55
Clemson	L	22-62	.355	9-23	.391	5-8	.625	14	28	42	15	13	12	3	3	42	16	N/A	58
NC State		23-56	.411	6-21	.286	7-9	.778	7	27	34	12	10	8	3	4	26	33	N/A	59
Clemson	W	27-56	.482	8-18	.444	13-20	.650	12	23	35	11	10	12	9	6	33	42	N/A	75
Wright State		25-59	.424	10-25	.400	9-11	.818	11	21	32	13	7	9	1	5	33	36	N/A	69
Clemson	L	15-53	.283	2-14	.143	23-31	.742	11	23	34	14	6	11	6	10	24	31	N/A	55
Wichita State		24-55	.436	8-24	.333	7-10	.700	9	29	38	23	11	17	6	3	29	34	N/A	63

2018-19 ACC STATISTICS

SCORING OFFENSE	G	W-L	PTS.	PPG
North Carolina	36	29-7	3089	85.8
Duke	35	30-5	2914	83.3
NC State	36	24-12	2882	80.1
Florida State	37	29-8	2771	74.9
Louisville	34	20-14	2536	74.6
Virginia Tech	35	26-9	2574	73.5
Miami	32	14-18	2297	71.8
Virginia	38	35-3	2714	71.4
Boston College	31	14-17	2196	70.8
Pittsburgh	33	14-19	2306	69.9
Syracuse	34	20-14	2370	69.7
Clemson	34	20-14	2339	68.8
Notre Dame	33	14-19	2266	68.7
Wake Forest	31	11-20	2119	68.4
Georgia Tech	32	14-18	2091	65.3

SCORING DEFENSE	G	W-L	PTS.	PPG
Virginia	38	35-3	2132	56.1
Virginia Tech	35	26-9	2172	62.1
Clemson	34	20-14	2174	63.9
Syracuse	34	20-14	2246	66.1
Georgia Tech	32	14-18	2130	66.6
Florida State	37	29-8	2485	67.2
Duke	35	30-5	2370	67.7
Louisville	34	20-14	2324	68.4
Pittsburgh	33	14-19	2267	68.7
Notre Dame	33	14-19	2276	69.0
Miami	32	14-18	2275	71.1
NC State	36	24-12	2568	71.3
Boston College	31	14-17	2256	72.8
North Carolina	36	29-7	2636	73.2
Wake Forest	31	11-20	2344	75.6

SCORING MARGIN	G	OFF.	DEF.	MAR.
Duke	35	83.3	67.7	+15.5
Virginia	38	71.4	56.1	+15.3
North Carolina	36	85.8	73.2	+12.6
Virginia Tech	35	73.5	62.1	+11.5
NC State	36	80.1	71.3	+8.7
Florida State	37	74.9	67.2	+7.7
Louisville	34	74.6	68.4	+6.2
Clemson	34	68.8	63.9	+4.9
Syracuse	34	69.7	66.1	+3.6
Pittsburgh	33	69.9	68.7	+1.2
Miami	32	71.8	71.1	+0.7
Notre Dame	33	68.7	69.0	-0.3
Georgia Tech	32	65.3	66.6	-1.2
Boston College	31	70.8	72.8	-1.9
Wake Forest	31	68.4	75.6	-7.3

FG PCT.	G	FG	FGA	PCT.
Duke	35	1068	2229	.479
Virginia	38	974	2056	.474
Virginia Tech	35	893	1900	.470
North Carolina	36	1118	2410	.464
NC State	36	1061	2319	.458
Clemson	34	833	1857	.449
Florida State	37	960	2171	.442
Georgia Tech	32	755	1714	.440
Miami	32	805	1851	.435
Louisville	34	854	1967	.434
Boston College	31	768	1808	.425
Syracuse	34	808	1907	.424
Pittsburgh	33	769	1841	.418
Wake Forest	31	714	1812	.394
Notre Dame	33	776	1973	.393

FT PCT.	G	FT	FTA	PCT.
Louisville	34	534	687	.777
Virginia Tech	35	461	606	.761
Florida State	37	579	778	.744
Virginia	38	445	598	.744
Notre Dame	33	442	594	.744
North Carolina	36	541	728	.743
Miami	32	419	570	.735
Clemson	34	456	623	.732
Wake Forest	31	494	681	.725
NC State	36	468	661	.708
Boston College	31	442	633	.698
Pittsburgh	33	543	779	.697
Duke	35	525	761	.690
Georgia Tech	32	405	588	.689
Syracuse	34	480	701	.685

3FG PCT.	G	3FG	FGA	PCT.
Virginia	38	321	813	.395
Virginia Tech	35	327	831	.394
North Carolina	36	312	862	.362
NC State	36	292	830	.352
Louisville	34	294	860	.342
Miami	32	268	805	.333
Syracuse	34	274	824	.333
Florida State	37	272	819	.332
Pittsburgh	33	225	680	.331
Clemson	34	217	661	.328
Boston College	31	218	687	.317
Notre Dame	33	272	863	.315
Wake Forest	31	197	640	.308
Georgia Tech	32	176	573	.307
Duke	35	253	838	.302

3FGS PER GAME	G	3FG	3PG
Virginia Tech	35	327	9.3
North Carolina	36	312	8.7
Louisville	34	294	8.6
Virginia	38	321	8.4
Miami	32	268	8.4
Notre Dame	33	272	8.2
NC State	36	292	8.1
Syracuse	34	274	8.1
Florida State	37	272	7.4
Duke	35	253	7.2
Boston College	31	218	7.0
Pittsburgh	33	225	6.8
Clemson	34	217	6.4
Wake Forest	31	197	6.4
Georgia Tech	32	176	5.5

FG PCT. DEFENSE	G	FG	FGA	PCT.
Virginia	38	769	1995	.385
Duke	35	883	2233	.395
Georgia Tech	32	740	1848	.400
Syracuse	34	746	1859	.401
Clemson	34	755	1856	.407
Florida State	37	842	2067	.407
Louisville	34	819	2007	.408
Virginia Tech	35	758	1856	.408
Pittsburgh	33	779	1905	.409
North Carolina	36	935	2248	.416
Boston College	31	797	1900	.419
Notre Dame	33	861	2006	.429
NC State	36	898	2037	.441
Miami	32	852	1889	.451
Wake Forest	31	830	1788	.464

3FG PCT. DEFENSE	G	3FG	FGA	PCT.
Virginia	38	245	848	.289
Duke	35	230	778	.296
Georgia Tech	32	207	697	.297
NC State	36	216	699	.309
Boston College	31	246	770	.319
Louisville	34	239	746	.320
Virginia Tech	35	303	927	.327
Syracuse	34	294	894	.329
Notre Dame	33	244	737	.331
Florida State	37	269	803	.335
North Carolina	36	330	985	.335
Pittsburgh	33	260	773	.336
Wake Forest	31	246	721	.341
Miami	32	260	744	.349
Clemson	34	257	735	.350

REBOUND MARGIN	G	OWN	OPP.	MAR.
North Carolina	36	43.8	33.4	+10.4
Duke	35	41.4	35.7	+5.8
Virginia	38	34.8	29.7	+5.1
Florida State	37	37.6	33.1	+4.5
NC State	36	38.5	34.2	+4.3
Louisville	34	38.1	34.6	+3.6
Clemson	34	35.5	32.1	+3.4
Wake Forest	31	37.9	34.6	+3.3
Virginia Tech	35	32.6	30.2	+2.4
Pittsburgh	33	36.7	36.8	-0.1
Boston College	31	36.7	38.6	-1.9
Syracuse	34	34.6	36.9	-2.3
Notre Dame	33	36.6	39.0	-2.4
Georgia Tech	32	33.5	36.0	-2.5
Miami	32	33.2	36.2	-3.0

TO MARGIN	G	OWN	OPP.	MAR.
Syracuse	34	12.5	15.6	+3.09
NC State	36	12.5	15.6	+3.08
Virginia Tech	35	11.2	14.0	+2.80
Miami	32	11.6	13.6	+1.97
Virginia	38	9.0	10.7	+1.74
Notre Dame	33	9.2	10.9	+1.64
Duke	35	13.1	14.6	+1.54
Pittsburgh	33	13.6	14.7	+1.12
Florida State	37	13.3	14.3	+0.97
North Carolina	36	13.1	13.9	+0.83
Clemson	34	13.2	13.3	+0.06
Boston College	31	12.2	11.6	-0.55
Louisville	34	12.2	11.2	-1.00
Georgia Tech	32	14.3	12.8	-1.50
Wake Forest	31	13.5	11.2	-2.29

ASSIST/TO RATIO	G	OWN	OPP.	RATIO
Virginia	38	14.3	9.0	1.59
North Carolina	36	18.8	13.1	1.44
Notre Dame	33	12.8	9.2	1.39
Virginia Tech	35	15.2	11.2	1.35
Duke	35	16.1	13.1	1.23
NC State	36	15.0	12.5	1.20
Miami	32	12.9	11.6	1.11
Louisville	34	13.5	12.2	1.11
Boston College	31	12.3	12.2	1.01
Florida State	37	12.8	13.3	0.97
Syracuse	34	12.0	12.5	0.96
Georgia Tech	32	13.5	14.3	0.94
Clemson	34	12.1	13.2	0.91
Pittsburgh	33	11.7	13.6	0.86
Wake Forest	31	10.6	13.5	0.79

ASSISTS PER GAME	G	AST.	APG
North Carolina	36	678	18.83
Duke	35	563	16.09
Virginia Tech	35	531	15.17
NC State	36	539	14.97
Virginia	38	544	14.32
Georgia Tech	32	433	13.53
Louisville	34	458	13.47
Miami	32	413	12.91
Florida State	37	475	12.84
Notre Dame	33	423	12.82
Boston College	31	382	12.32
Clemson	34	410	12.06
Syracuse	34	408	12.00
Pittsburgh	33	387	11.73
Wake Forest	31	330	10.65

BLOCKS PER GAME	G	BLK.	BPG
Duke	35	238	6.80
Georgia Tech	32	166	5.19
Syracuse	34	162	4.76
Clemson	34	154	4.53
Notre Dame	33	148	4.48
Florida State	37	161	4.35
Virginia	38	149	3.92
NC State	36	138	3.83
Pittsburgh	33	126	3.82
North Carolina	36	120	3.33
Boston College	31	103	3.32
Miami	32	100	3.13
Louisville	34	100	2.94
Wake Forest	31	77	2.48
Virginia Tech	35	78	2.23

STEALS PER GAME	G	STL.	SPG
Duke	35	328	9.37
Syracuse	34	278	8.18
Florida State	37	266	7.19
NC State	36	257	7.14
North Carolina	36	252	7.00
Georgia Tech	32	221	6.91
Pittsburgh	33	227	6.88
Virginia Tech	35	236	6.74
Miami	32	212	6.63
Clemson	34	223	6.56
Virginia	38	211	5.55
Notre Dame	33	179	5.42
Boston College	31	159	5.13
Wake Forest	31	150	4.84
Louisville	34	149	4.38



2018-19 ACC STATISTICS

SCORING	FG	3FG	FT	PTS	PPG
RJ Barrett, Fr., Duke	319	73	149	860	22.6
Zion Williamson, Fr., Duke	296	24	130	746	22.6
Marcquise Reed, Sr., Clem	202	48	150	602	19.4
Ky Bowman, Jr., BC	196	79	118	589	19.0
Tyus Battle, Jr., Syr.	188	42	132	550	17.2
Jordan Nwora, So., Louis	198	77	104	577	17.0
Cameron Johnson, Sr., UNC	211	96	90	608	16.9
Nickeil Alexander-Walker, So., VT	190	58	112	550	16.2
Chris Lykes, So., Miami	171	61	114	517	16.2
Coby White, Fr., UNC	188	82	104	562	16.1

FIELD GOAL PERCENTAGE	G	FGS	ATT	PCT.
Zion Williamson, Fr., Duke	33	296	435	.680
Elijah Thomas, Sr., Clemson	34	172	281	.612
Nik Popovic, Jr., BC	28	162	308	.526
De'Andre Hunter, So., UVA	38	205	394	.520
Kerry Blackshear, Sr., VT	35	184	362	.508
Cameron Johnson, Sr., UNC	36	211	417	.506
Torin Dorn, Sr., NCST	36	209	434	.482
Nickeil Alexander-Walker, So., VT	34	190	401	.474
John Mooney, Sr., ND	33	170	374	.455
RJ Barrett, Fr., Duke	38	319	702	.454

FREE THROW PERCENTAGE	G	FTS	ATT	PCT.
Marcquise Reed, Sr., Clem	31	150	178	.843
Shelton Mitchell, Sr., Clem	32	80	96	.833
Jordan Chatman, Sr., BC	27	77	94	.819
Cameron Johnson, Sr., UNC	36	90	110	.818
Coby White, Fr., UNC	35	104	130	.800
Brandon Childress, Jr. WF	31	121	152	.796
Terance Mann, Sr., FSU	37	98	124	.790
DJ Funderburk, So., NCST	36	95	121	.785
Christen Cunningham, Sr., Louis	33	87	111	.784
De'Andre Hunter, So., UVA	38	123	157	.783

3-PT FG PERCENTAGE	G	FGS	ATT	PCT.
Cameron Johnson, Sr., UNC	36	96	210	.457
Ty Outlaw, Sr., VT	35	79	174	.454
Kyle Guy, Jr., UVA	38	120	282	.426
Markell Johnson, Jr. NCST	33	68	161	.422
Ty Jerome, Jr., UVA	37	79	198	.399
Jared Wilson-Frame, Sr., Pitt	32	98	248	.395
Ahmed Hill, Sr., VT	35	75	192	.391
Ky Bowman, Jr. BC	31	79	211	.374
Jordan Nwora, So., Louis	34	77	206	.374
Elijah Hughes, Jr., Syracuse	34	87	235	.370

REBOUNDS PER GAME	G	REB.	RPG
John Mooney, Sr., ND	33	373	11.2
Luke Maye, Sr., UNC	36	385	10.5
Zion Williamson, Fr., Duke	33	293	8.9
Ebuka Izundu, Sr., Miami	32	267	8.3
Steffon Mitchell, So., BC	27	213	7.8
Elijah Thomas, Sr., Clem	34	265	7.7
James Banks, Jr., GT	31	240	7.6
Jordan Nwora, So., Louis	34	259	7.6
Jaylen Hoard, Fr., WF	31	236	7.6
RJ Barrett, Fr., Duke	38	289	7.5

ASSISTS PER GAME	G	AST.	APG
Ty Jerome, Jr., UVA	37	202	5.46
Tre Jones, Fr., Duke	36	192	5.33
Christen Cunningham, Sr., Louis	33	160	4.85
Xavier Johnson, Fr., Pitt	33	149	5.52
RJ Barrett, Fr., Duke	38	164	5.32
Markell Johnson, So., NCST	33	139	4.21
Coby White, Fr., UNC	35	143	4.09
Ky Bowman, Jr., BC	31	125	4.03
Brandon Childress, Jr. WF	31	125	4.03
Nickeil Alexander-Walker, So., VT	34	135	3.97

STEALS PER GAME	G	STL.	SPG
Marcquise Reed, Sr., Clem	31	66	2.13
Zion Williamson, Fr., Duke	33	70	2.12
Trey McGowens, Fr., Pitt	33	64	1.94
Tre Jones, Fr., Duke	36	68	1.89
Nickeil Alexander-Walker, So., VT	34	64	1.88
Trent Forrest, Jr., FSU	37	49	1.86
Jose Alvarado, So., GT	31	56	1.81
Zach Johnson, Sr., Miami	32	53	1.66
Cam Reddish, Fr., Duke	36	56	1.56
Brandon Childress, Jr. WF	31	48	1.55


3-PT FGS PER GAME	G	398	3PG
Kyle Guy, Jr., UVA	38	120	3.16
Jared Wilson-Frame, Sr., Pitt	32	98	3.06
Cameron Johnson, Sr., UNC	36	96	2.67
Elijah Hughes, Jr., Syr	34	87	2.56
Ky Bowman, Jr., BC	31	79	2.55
DJ Vasiljevic, Jr., Miami	32	81	2.53
Cam Reddish, Fr., Duke	36	89	2.47
Brandon Childress, Jr., WF	31	74	2.39
Coby White, Fr., UNC	35	82	2.34
Jordan Nwora, So., Louis	34	77	2.26

BLOCKED SHOTS PER GAME	G	BLK.	BPG
James Banks, Jr., GT	31	78	2.52
Juwan Durham, Jr., ND	27	63	2.33
Elijah Thomas, Sr., Clem	34	74	2.18
Terrell Brown, So., Pitt	33	60	1.82
Zion Williamson, Fr., Duke	33	59	1.79
Paschal Chukwu, Sr., Syr	33	57	1.73
Mamadi Diakite, Jr., UVA	38	63	1.66
Marques Bolden, Jr., Duke	35	58	1.66
Mfiondu Kabengele, So., FSU	37	56	1.51
Christ Koumadje, Sr., FSU	37	52	1.41

OFFENSIVE REBOUNDS PER GAME	G	REB	ORPG
Zion Williamson, Fr., Duke	33	116	3.52
Ebuka Izundu, Sr., Miami	32	111	3.47
Kerry Blackshear, Sr., VT	35	108	3.09
John Mooney, Sr., ND	33	97	2.94
Steffon Mitchell, So., BC	27	75	2.78
James Banks, Jr., GT	31	82	2.65
Jaylen Hoard, Fr. WF	31	80	2.58
Luke Maye, Sr., UNC	36	92	2.56
Terance Mann, Sr., FSU	37	92	2.49
Elijah Thomas, Sr., Clem	34	84	2.47

ASSIST-TO-TURNOVER RATIO	AST	TO	RATIO
Tre Jones, Fr., Duke	192	53	3.62
Ty Jerome, Jr., UVA	202	61	3.31
TJ Gibbs, Jr., ND	109	37	2.95
Christen Cunningham, Sr., Louis	160	65	2.46
Kenny Williams, Sr., UNC	126	58	2.17
Prentiss Hubb, Fr., ND	131	64	2.05
Markell Johnson, Jr., NCST	139	72	1.93
Trent Forrest, Jr., FSU	138	74	1.86
Jose Alvarado, So, GT	105	64	1.64
Coby White, Fr., UNC	143	93	1.54

MINUTES PER GAME	G	MIN.	MPG
Ky Bowman, Jr., UVA	31	1219	39.32
Brandon Childress, Jr., WF	31	1128	36.39
Tyus Battle, Jr., Syr	32	1162	36.31
TJ Gibbs, Jr., ND	32	1155	36.09
Jordan Chatman, Sr., BC	27	960	35.56
Marcquise Reed, Sr., Clem	31	1098	35.42
Kyle Guy, Jr., UVA	38	344	35.37
Ahmed Hill, Sr., VT	35	1237	35.34
RJ Barrett, Fr., Duke	38	1341	35.29
Nickeil Alexander-Walker, So, VT	34	1168	34.35



MARCQUISE REED LED THE TIGERS IN 2018-19 AND FINISHED THIRD IN THE ACC IN SCORING AND FIRST IN FREE THROW PERCENTAGE.

2018-19 BOXSCORES



THE CITADEL 80 Nov. 6, 2018 • Clemson, S.C. No. 22 CLEMSON 100 Littlejohn Coliseum • 7,491

CLEMSON, S.C. — It was a historic night in Littlejohn Coliseum for Clemson University men's basketball's 100-80 season-opening victory over The Citadel. The win marked the 34th-straight season that Clemson has won the opener dating back to 1985-86. With the victory, head coach Brad Brownell earned his 150th career victory as the leader of the Tigers. He is currently ranked third all-time in Clemson history.

The Tigers (1-0) also scored 100 points for the first time since Nov. 23, 2009 when Clemson topped Winthrop 102-66. It also marked the first time since 2009 that the Tigers registered six double-digit scorers. Marquise Reed led the way for Clemson with 20 points, 13 rebounds, four assists and four steals. The performance marked the 28th "Triple Leadership" in Clemson history leading team in points, rebounds and assists in a single game. It also served as a "Quad Leadership" since Reed led the team with his four steals. It also marked his fourth career double-double and third double-double with double-digit rebounds.

The Tigers entire starting lineup boasted double-figures in the scoring column: Shelton Mitchell (16), Aamir Simms (16), Elijah Thomas (15) and David Skara (11). Off the bench for the Tigers, Clyde Trapp turned in a career-best game with a career-high 13 points on 4-for-8 shooting. The Bulldogs (0-1) run a unique style of play in which they "Embrace the Pace" and that was evident on Tuesday night. The Tigers scored 49 first-half points (more than any first half in a game last season) and took a nine-point advantage into the locker room.

Reed nearly posted a double-double in the first half with 10 points and nine rebounds, while Simms was a perfect 5-for-5 from the floor with a game-high 11 points at the break. Clemson doubled its halftime lead in just over two minutes into the second half, 58-40, with 17:56 on the clock. The Bulldogs would claw back to within nine points on two occasions, but the Tigers were able to keep them at bay and seal a 20-point victory on opening night.

CITADEL 80										CLEMSON 100									
Player	fg	3fg	ft	r	tp	a	min			Player	fg	3fg	ft	r	tp	a	min		
Harris - f	4-4	2-2	1-2	3	11	0	15			Skara - f	4-7	1-2	2-2	4	11	2	19		
Najdawl - f	3-8	0-1	5-6	2	11	0	21			Simms - f	7-8	2-2	0-0	1	16	0	24		
Frierson - g	4-11	4-10	1-2	1	12	0	33			Thomas - c	6-9	0-0	3-4	9	15	2	24		
Kern - g	2-5	0-2	5-5	4	9	0	28			Reed - g	7-13	2-6	4-4	13	20	4	37		
Stallworth - g	4-12	2-3	5-9	6	15	3	33			Mitchell - g	4-9	4-7	4-4	0	16	3	33		
Williams	2-3	1-2	0-0	4	5	3	16			Trapp	4-8	1-4	4-5	2	13	3	27		
Rice	2-3	0-1	0-1	0	0	0	13			Davis	0-1	0-0	0-0	0	0	0	1		
Higgins III	0-0	0-0	2-2	0	2	0	1			Tyson	0-3	0-3	4-6	4	4	3	12		
Georgiadis	0-1	0-0	0-0	0	0	0	5			Fox	0-0	0-0	0-0	0	0	0	1		
Burgess	1-5	1-5	0-0	1	3	0	10			Newman III	2-3	1-2	2-2	3	5	2	18		
Reed	4-5	0-0	0-0	0	8	1	16			White	0-0	0-0	0-0	1	0	1	4		
Brown	0-1	0-1	0-0	2	0	0	9			TEAM				2					
TEAM							2			Totals	34-61	11-26	21-25	39	100	20	200		
Totals	26-58	10-27	18-25	25	80	14	200												

Fouls: CU 20 (Four, 4), CIT 19 (Harris, 5). Turnovers: CU 12 (Mitchell, 5), CIT 14 (Stallworth, 5). Blocks: CU 4 (Four, 1), CIT 0. Steals: CU 8 (Reed, 4), CIT 8 (Two, 2).

	Half (40)	Final		Half (49)	Final
FG%	.455 (15-33)	.448 (26-58)	FG%	.559 (19-34)	.557 (34-61)
3FG%	.389 (7-18)	.370 (10-27)	3FG%	.286 (4-14)	.423 (11-26)
FT%	.600 (3-5)	.720 (18-25)	FT%	.875 (7-8)	.840 (21-25)



NC CENTRAL 51 Nov. 9, 2018 • Clemson, S.C. No. 22 CLEMSON 71 Littlejohn Coliseum • 7,208

CLEMSON, S.C. — Clemson University men's basketball made its first eight shots of the game and set the tone for the remainder of the contest, breezing past NC Central to move to 2-0 on the year with a 71-51 victory.

The Tigers (2-0) allowed just 20 points in the opening half, the second-fewest allowed by a Clemson team in its last 61 games. The lowest was 19 points allowed to Auburn in the second round of the 2018 NCAA Tournament. David Skara paced the Tigers with a game-high 16 points on 5-for-7 shooting, including 3-for-4 from outside. Aamir Simms finished right behind with 14 points on 5-for-8 shooting and hit 3-of-4 from long range as well. The three 3-pointers from Simms were a career-high for a single game.

Clemson started 8-for-8 from the field and opened a 20-9 lead nearly seven minutes into the contest. The Tigers pushed their lead to 20 right before the half on a Marquise Reed 3-pointer.

The Tiger defense remained stout for a full 40 minutes, limiting the Eagles (0-1) to just 32.7 percent shooting from the field, including a dismal 22.2 percent from long range (4-for-18). The Eagles also turned the ball over 20 times in the contest, leading to 25 Clemson points.

Javan White played 12 minutes off the bench and provided an efficient outing for Brad Brownell's squad. White finished with seven points, six rebounds and two blocks while shooting a perfect 3-for-3 from the field.

Thirteen of the Tigers' 18 bench points came from White and Hunter Tyson. In 14 minutes, Tyson connected on his first three 3-pointers of the season and pulled down three rebounds in the process. Shelton Mitchell finished as the third Tiger in double-figures with 11 points, while also dishing out four assists and corralling two steals.

NC CENTRAL 51										CLEMSON 71									
Player	fg	3fg	ft	r	tp	a	min			Player	fg	3fg	ft	r	tp	a	min		
McKnight Jr - f	3-7	2-4	0-0	3	8	3	30			Reed - g	1-7	1-4	3-4	4	6	5	28		
Douglas - f	5-13	1-6	1-2	11	12	0	35			Mitchell - g	3-7	1-4	4-4	0	11	4	35		
Perkins - g	1-8	0-1	0-0	4	2	3	28			Thomas - c	3-4	0-0	0-0	3	6	1	19		
Davis - g	5-9	0-0	4-7	4	14	0	32			Skara - f	5-7	3-4	3-4	4	16	2	28		
Guerra - g	0-0	0-0	0-0	0	0	0	2			Simms - f	5-8	3-4	1-2	3	14	3	28		
Taylor Jr	0-0	0-0	0-0	0	0	0	8			Trapp	0-3	0-2	2-2	2	2	1	17		
Gardner Jr	1-3	1-3	0-0	0	3	0	15			Davis	0-1	0-1	0-0	0	0	0	1		
London	1-6	0-0	0-0	2	2	2	16			Tyson	2-6	2-6	0-0	3	6	1	14		
Miller Jr	2-8	0-3	6-6	5	10	0	23			Fox	0-0	0-0	0-0	0	0	0	1		
Walters	0-1	0-1	0-0	3	0	0	12			Newman III	1-4	0-2	1-2	3	3	1	17		
Fennell	0-0	0-0	0-0	0	0	0	0+			White	3-3	0-0	1-3	6	7	0	12		
TEAM							6			TEAM				3					
Totals	18-55	4-18	11-15	38	51	8	200			Totals	23-50	10-27	15-21	31	71	18	200		

Fouls: CU 17 (Two, 4), NCCU 22 (Gardner Jr, 5). Turnovers: CU 11 (Thomas, 4), NCCU 20 (McKnight Jr, 5). Blocks: CU 7 (Two, 2), NCCU 1 (Davis, 1). Steals: CU 8 (Two, 2), NCCU 5 (Perkins, 2).

	Half (20)	Final		Half (40)	Final
FG%	.267 (8-30)	.327 (18-55)	FG%	.552 (16-29)	.460 (23-50)
3FG%	.375 (3-8)	.222 (4-18)	3FG%	.333 (5-15)	.370 (10-27)
FT%	.500 (1-2)	.733 (11-15)	FT%	.600 (3-5)	.714 (15-21)



SAM HOUSTON STATE 59 Nov. 14, 2018 • Clemson, S.C. No. 19 CLEMSON 74 Littlejohn Coliseum • 6,227

CLEMSON, S.C. — Clemson University men's basketball used a 12-0 run that spanned 2:46 during the middle of the second half to pull away from Sam Houston State and polish off a 15-point victory on Wednesday night.

The Tigers (3-0) won their third-straight game to open the season – the fifth time under Brad Brownell in his tenure at Clemson. With the victory, Brownell has 152 at Clemson and is just five shy of passing Bill Foster for second all-time in program history.

Marquise Reed led the Tigers and finished with a game-high 26 points – just two shy of tying his career high of 28, which he set last season at Virginia Tech (Feb. 21). It marked the fourth time in his career that he notched at least 25 points. He hit a team-best three 3-pointers and finished a perfect 5-for-5 at the charity stripe.

Two other Tigers finished in double-figure scoring with Shelton Mitchell collecting 13 points, while Aamir Simms scored 10 of his 12 points in the second half.

Simms finished 3-for-4 from the field, including a perfect 2-for-2 from behind the arc. He has now hit his first 3-point attempt in each game this season. Simms also led the team with eight rebounds, including three on the offensive glass.

As a team, Clemson posted five blocks, which marks the second time this season it has blocked at least five shots in a game. The Tigers accomplished that feat in 16-of-35 contests a year ago.

SAM HOUSTON STATE 59										CLEMSON 74									
Player	fg	3fg	ft	r	tp	a	min			Player	fg	3fg	ft	r	tp	a	min		
Almanza - f	2-4	1-2	1-1	2	6	0	22			Skara - f	1-3	1-3	1-2	3	4	2	27		
Mitchell - f	6-12	0-0	2-2	4	14	1	28			Simms - f	3-4	2-2	4-4	8	12	3	28		
Delaney - g	3-10	1-6	0-0	2	7	2	33			White - f	2-2	0-0	0-0	4	4	0	13		
Bowie - g	2-11	0-1	2-2	1	6	4	20			Reed - g	9-18	3-8	5-5	5	26	3	38		
Harris - g	0-3	0-1	0-0	0	0	0	15			Mitchell - g	6-12	1-6	0-1	4	13	4	30		
Smith	3-8	3-4	0-0	5	9	1	22			Trapp	1-3	1-2	0-0	1	3	1	15		
Matthews	0-1	0-1	0-0	2	0	0	13			Tyson	1-1	1-1	1-2	0	4	0	7		
Nutall	2-5	1-3	0-0	4	5	1	13			Thomas	1-3	0-0	1-2	5	3	1	25		
Bryant	0-0	0-0	0-0	1	0	0	1			Newman III	2-3	0-1	1-2	3	5	0	17		
Furlong	0-1	0-0	1-2	2	1	0	9			TEAM							4		
Delaney	4-8	2-6	1-1	1	11	1	24			Totals	26-49	9-23	13-18	37	74	14	200		
TEAM							6												
Totals	22-63	8-24	7-8	29	59	10	200												

Fouls: CU 11 (Two, 3), NCCU 15 (Two, 3). Turnovers: CU 12 (Reed, 4), NCCU 8 (Two, 2). Blocks: CU 5 (Two, 2), NCCU 1 (Harris, 1). Steals: CU 6 (Two, 2), NCCU 5 (Two, 2).

	Half (30)	Final		Half (32)	Final
FG%	.333 (11-33)	.349 (22-63)	FG%	.458 (11-24)	.531 (26-49)
3FG%	.200 (3-15)	.333 (8-24)	3FG%	.333 (4-12)	.391 (9-23)
FT%	.833 (5-6)	.875 (7-8)	FT%	.667 (6-9)	.722 (13-18)



AKRON 69 Nov. 19, 2018 • George Town, No. 16 CLEMSON 72 Grand Cayman John Gray Gym • 1,050

GEORGE TOWN, Grand Cayman — No. 16 Clemson University men's basketball held off Akron in the first round of the Cayman Islands Classic on Monday morning with a 72-69 victory to advance in the winner's bracket of the tournament. Clemson will face the winner of Illinois State and Georgia at 1:30 p.m. on Tuesday.

The Tigers (4-0) got a season-high 22 points from their point guard Shelton Mitchell, including Elijah Thomas' 12th career double-double to down the Zips (3-1). Thomas tied his season high in points (15) and set a new season-high with 12 rebounds in the victory.

Aamir Simms posted his fourth double-digit scoring game of the season (four in a row). He scored in double-figures three times last season. Simms also continued his streak of hitting his first 3-point attempt to four games.

Following a jumper from the Zips' Tyler Cheese, Akron took a 23-22 lead with 5:55 left in the opening stanza. From there, the Tigers would finish the last six minutes of the half on a 8-1 run.

In the second half, Marquise Reed scored 12 of his 16 points on 4-for-6 shooting to help finish off the Zips. Thomas nearly posted a double-double in the second half with eight points and eight rebounds. The Tigers pushed its lead to a game-high 15 points with 9:37 left in the second half following a three-point play from Mitchell.

In the last 10 minutes of regulation, the Tigers won the game seemingly three different times. Clemson built three double-digit leads during that time, but Akron wouldn't go away and eventually lead to a three-point win for the Tigers following a last-second three-point heave from the Zips.

AKRON								69							
Player	fg	3fg	ft	r	tp	a	min								
Riak - f	1-4	1-1	0-0	3	3	1	21								
Ivey - g	1-3	0-1	2-2	3	4	3	31								
Jackson - g	7-17	5-12	6-8	4	25	3	32								
Utomi - g	4-12	2-9	3-4	8	13	3	39								
Banks - g	1-2	1-2	0-0	1	3	0	26								
Cheese	5-11	2-4	1-1	2	13	1	28								
Roscoe	1-1	0-0	0-0	0	2	0	5								
Olojakpoke	1-1	0-0	0-0	0	2	0	10								
Sayles	1-1	0-0	0-0	0	2	0	5								
Kostelac	1-1	0-0	0-0	0	2	0	3								
TEAM	6														
Totals	23-53	11-29	12-15	28	69	11	200								

CLEMSON								72							
Player	fg	3fg	ft	r	tp	a	min								
Thomas - f	7-13	0-0	1-5	12	15	0	30								
Skara - f	0-1	0-0	2-2	0	2	0	22								
Simms - f	5-8	1-3	1-1	2	12	0	31								
Reed - g	6-10	2-3	2-2	2	16	3	23								
Mitchell - g	6-15	1-5	9-13	5	22	3	36								
Trapp	0-2	0-2	3-6	5	3	3	26								
Tyson	0-0	0-0	0-0	2	0	0	8								
Newman III	1-2	0-0	0-0	3	2	0	14								
White	0-0	0-0	0-0	3	0	0	10								
TEAM	3														
Totals	25-51	4-13	18-29	37	72	9	200								

2018-19 BOXSCORES

GEORGIA No. 16 CLEMSON

GAME 5
49 Nov. 20, 2018 • George Town, Grand Cayman
64 John Gray Gym • 786

GEORGE TOWN, Grand Cayman — Marquise Reed scored 24 points and Elijah Thomas turned in his second double-double in as many games to help lead No. 16 Clemson University men's basketball past Georgia, 64-49, to advance to the Cayman Islands Classic championship game on Wednesday night.

The Tigers (5-0) will advance to the championship game tomorrow night and will face either Georgia State or Creighton at 7:30 p.m. Clemson will have a chance to clinch its first regular season tournament championship since a Charleston Classic title in 2008.

Reed led all scorers with 24 points on 9-for-19 shooting, narrowly missing a double-double with nine rebounds. He also tallied three assists and two steals in the contest. Down low, Thomas notched 12 points, 11 rebounds, one assist and two steals. Shelton Mitchell was the third Tiger in double-figures with 13 points and grabbed three rebounds and finished with two steals.

Clemson took an eight-point lead into the locker room and it didn't take long into the second stanza for the Tigers to push its lead to double-digits on the Bulldogs (3-2). The Tigers pushed its lead to a game-high 17 points at 59-42 with 5:08 to go in regulation.

The last 11 minutes of regulation the Tigers only allowed nine points to the Bulldogs, improving head coach Brad Brownell's record to 40-2 at Clemson when his team allows less than 50 points. The Tigers have won the last 21 of those contests.

GEORGIA 49										
Player	fg	3fg	ft	r	tp	a	min			
Hammonds - f	3-6	1-3	0-1	7	7	0	21			
Claxton - f	1-9	0-2	1-2	8	3	0	33			
Ogbeide - f	5-9	0-0	1-3	4	11	1	17			
Jackson II - g	1-2	0-1	0-0	1	2	1	16			
Fagan - g	3-4	1-2	0-0	0	7	0	23			
Hightower	1-5	1-4	1-2	0	4	1	14			
Harris	0-4	0-0	0-0	1	0	1	11			
Crump	3-7	2-5	1-2	6	9	4	27			
Toppin	0-0	0-0	0-0	0	0	0	5			
Wilridge	2-2	0-0	0-0	1	4	0	20			
Ngumezi	0-2	0-1	0-0	0	0	0	7			
Sargiunas	0-0	0-0	2-2	0	2	0	6			
TEAM							1			
Totals	19-50	5-18	6-12	30	49	8	200			

Fouls: CU 11 (Thomas, 3), UGA 13 (Hammonds, 4). **Turnovers:** CU 14 (Reed, 3), UGA 17 (Fagan, 5). **Blocks:** CU 1 (Thomas, 1), UGA 7 (Claxton, 5). **Steals:** CU 9 (Skara, 3), UGA 3 (Three, 1).

Half (26)				Final			
FG%	.333 (9-27)	.380 (19-50)		FG%	.417 (15-36)	.397 (25-63)	
3FG%	.364 (4-11)	.278 (5-18)		3FG%	.308 (4-13)	.250 (5-20)	
FT%	.571 (4-7)	.500 (6-12)		FT%	.000 (0-1)	.750 (9-12)	

No. 16 CLEMSON CREIGHTON

GAME 6
82 Nov. 21, 2018 • George Town, Grand Cayman
87 John Gray Gym • 1,709

GEORGE TOWN, Grand Cayman — Marquise Reed posted his fourth 20-point game of the season with a season-high 27 points en route to eclipsing 1,000 career points in a Clemson University men's basketball uniform on Wednesday night. Clemson fell to Creighton 87-82.

The Tigers (5-1) were led by Reed's 27 points. He finished with a career-best 11 made field goals on the night. Reed scored 11-straight points during the final three minutes of regulation, including 13-of-the-final-15 points for the Tigers.

Clemson posted three more double-digit scorers with Shelton Mitchell (13), Elijah Thomas (11) and Aamir Simms (10). David Skara nearly finished with his first career double-double, tallying eight points and a career-high 11 rebounds. It marked Skara's first-ever double-digit rebounding game.

In the opening stanza, the Tigers cut an eight-point lead by the Bluejays (5-1) down to just two in a matter of minutes with a 6-0 run. Creighton promptly pushed its lead back up to eight and took a 10-point lead into halftime.

Clemson whittled the lead down to just four at 55-51 with 11:56 left to play in regulation, which is the closest the Tigers would be able to come until they came to within just three points at 83-80 with 22 seconds left.

Creighton was powered by the offensive effort of Ty-Shon Alexander who finished with 36 points on the night.

For their play during the tournament, both Reed and Mitchell earned All-Cayman Islands Classic Tournament honors.

CLEMSON 82										
Player	fg	3fg	ft	r	tp	a	min			
Thomas - f	3-4	0-0	5-6	2	11	1	17			
Skara - f	3-4	0-1	2-5	11	8	2	36			
Simms - f	4-9	2-5	0-0	7	10	0	23			
Reed - g	11-22	0-5	5-8	3	27	3	39			
Mitchell - g	5-11	0-3	3-3	0	13	3	32			
Trapp	3-4	2-2	0-0	2	8	1	16			
Tyson	1-3	1-3	0-0	2	3	1	21			
Newman III	0-0	0-0	0-0	1	0	0	5			
White	1-1	0-0	0-0	2	2	0	11			
TEAM							1			
Totals	31-58	5-19	15-22	31	82	11	200			

Fouls: CU 22 (Trapp, 5), CRE 19 (Two, 4). **Turnovers:** CU 19 (Reed, 7), CRE 16 (Zegarowski, 5). **Blocks:** CU 2 (Two, 2), CRE 2 (Two, 1). **Steals:** CU 2 (Thomas, 2), CRE 7 (Two, 2).

Half (35)				Final			
FG%	.517 (15-29)	.534 (31-58)		FG%	.586 (17-29)	.558 (29-52)	
3FG%	.125 (1-8)	.263 (5-19)		3FG%	.429 (6-14)	.385 (10-26)	
FT%	.571 (4-7)	.682 (15-22)		FT%	.714 (5-7)	.760 (19-25)	

NEBRASKA CLEMSON

GAME 7
68 Nov. 26, 2018 • Clemson, S.C.
66 Littlejohn Coliseum • 6,974

CLEMSON, S.C. — Clemson University men's basketball lost its second consecutive contest on Monday night, 68-66, against Nebraska in the ACC/Big Ten Challenge.

The Tigers (5-2) were led offensively by Elijah Thomas who scored 16 points and finished 7-for-8 from the floor. Thomas also tallied four rebounds, two assists and one blocked shot.

Both graduate senior starting guards Marquise Reed and Shelton Mitchell finished in double-figures with 15 and 13 points, respectively.

With the Tigers down 42-37 to the Cornhuskers (6-1) with 15:02 left in the second stanza, Reed scored eight of the Tigers' next 10 points, but Nebraska seemingly had an answer for every Clemson bucket.

Clemson trailed by a game-high eight points following a 3-pointer by Thomas Allen with 2:29 left, but the Tigers wouldn't go away. Clemson finished the game on a 10-4 run. The Tigers cut it to just two points with 57 seconds left, but couldn't get over the hump.

NEBRASKA 68										
Player	fg	3fg	ft	r	tp	a	min			
Copeland Jr - f	6-11	0-3	4-4	6	16	3	35			
Roby - f	3-6	1-3	0-0	3	7	1	22			
Palmer Jr - g	8-14	2-5	2-3	9	20	0	36			
Watson Jr - g	4-14	2-7	2-2	4	12	2	38			
Allen - g	2-4	1-1	0-0	1	5	3	31			
Harris	0-0	0-0	0-0	0	0	0	4			
Borchardt	1-1	0-0	1-2	2	3	0	16			
Akenten	2-5	1-3	0-0	2	5	1	13			
Heiman	0-0	0-0	0-0	1	0	0	5			
TEAM							1			
Totals	26-55	7-22	9-11	29	68	10	200			

Fouls: CU 14 (Three, 3), NEB 13 (Roby, 4). **Turnovers:** CU 11 (Thomas, 3), NEB 10 (Two, 2). **Blocks:** CU 3 (Three, 1), NEB 3 (Three, 1). **Steals:** CU 3 (Skara, 2), NEB 5 (Five, 1).

Half (31)				Final			
FG%	.407 (11-27)	.473 (26-55)		FG%	.481 (13-27)	.491 (26-53)	
3FG%	.214 (3-14)	.318 (7-22)		3FG%	.429 (3-7)	.333 (4-12)	
FT%	.857 (6-7)	.818 (9-11)		FT%	1.000 (2-2)	.833 (10-12)	



2018-19 BOXSCORES

SAINT PETER'S CLEMSON GAME 8

Dec. 4, 2018 • Clemson, S.C.
Littlejohn Coliseum • 6,254

CLEMSON, S.C. — Elijah Thomas posted his 13th career double-double in just 26 minutes of action with 17 points and 12 rebounds to help energize Clemson University men's basketball to a 65-60 win over Saint Peter's on Tuesday night.

Thomas has manufactured 12 double-doubles in a Clemson uniform and the team is 10-2 overall in those games.

The Tigers (6-2) were led offensively by Marquise Reed's game-high 21 points in a game-high 38 minutes. Reed finished 9-for-11 at the free throw line. Shelton Mitchell also finished in double-figures with 15 points.

Clemson got off to a quick start behind Reed, who opened the game with six-straight points, but would be toe-to-toe with the Peacocks (2-6) and tied 28-28 after the opening stanza.

Both teams traded blows in the second half, but the key bucket didn't come until there was 39 seconds left in regulation. With a 59-58 lead, Clyde Trapp drove to the middle of the point and strong-armed a right-handed banked-in layup to push the Tigers' lead to three. Four free throws from Thomas and Mitchell would seal the five-point victory.

The Peacocks finished 10-for-21 from long range, while the Tigers shot just 2-for-14 — a 30-6 point advantage for Saint Peter's. However, Clemson finished 23-for-30 at the foul line and gritted out the victory.

SAINT PETER'S 60										CLEMSON 65									
Player	fg	3fg	ft	r	tp	a	min			Player	fg	3fg	ft	r	tp	a	min		
Ndefo - f	3-11	1-5	2-2	6	9	3	34			Skara - f	1-3	0-2	2-4	4	4	0	30		
Idowu - f	2-4	0-0	0-0	2	4	0	15			Simms - f	1-5	0-3	0-0	4	2	0	24		
Turner - g	7-17	3-6	1-1	2	18	2	37			White - f	1-3	0-0	0-0	1	2	0	10		
Taylor - g	1-7	0-1	1-3	10	3	1	35			Reed - g	6-14	0-2	9-11	0	21	3	38		
Jones - g	5-10	3-5	0-0	4	13	2	36			Mitchell - g	4-9	2-5	5-6	2	15	0	31		
Watson	4-5	3-4	0-0	1	11	0	20			Trapp	2-2	0-0	0-0	7	4	3	21		
Brown	0-0	0-0	0-0	0	0	0	4			Tyson	0-2	0-1	0-0	3	0	0	14		
Majak	1-2	0-0	0-0	1	2	0	19			Thomas	5-8	0-0	7-9	12	17	0	26		
TEAM				3						Newman III	0-1	0-1	0-0	0	0	0	4		
Totals	23-56	10-21	4-6	29	60	8	200			Jemison	0-1	0-0	0-0	2	0	0	2		
										TEAM				2					
										Totals	20-48	2-14	23-30	36	65	6	200		

Fouls: CU 12 (Reed, 4), SPU 22 (Two, 5). **Turnovers:** CU 9 (Mitchell, 4), SPU 11 (Two, 3). **Blocks:** CU 4 (Two, 2), SPU 6 (Majak, 4). **Steals:** CU 6 (Reed, 3), SPU 5 (Ndefo, 2).

	Half (28)	Final		Half (28)	Final
FG%	.407 (11-27)	.411 (23-56)	FG%	.423 (11-26)	.417 (20-48)
3FG%	.600 (6-10)	.476 (10-21)	3FG%	.167 (1-6)	.143 (2-14)
FT%	.000 (0-2)	.667 (4-6)	FT%	.714 (5-7)	.767 (23-30)

CLEMSON No. 22 MISSISSIPPI STATE GAME 9

Dec. 8, 2018 • Newark, N.J.
Prudential Center • 7,142

NEWARK, N.J. — Sophomore forward Aamir Simms scored a career-high 23 points on 9-for-15 shooting, but Clemson University men's basketball fell to No. 22 Mississippi State by a score of 82-71 in the Never Forget Tribute Classic on Saturday evening.

The Tigers (6-3) were led by Simms' 23 points, but also paced by Elijah Thomas who finished with 18 points and a team-leading eight rebounds. Thomas finished 8-for-9 from the floor in the contest and has now made 28-of-his-last-36 shots from the floor.

David Skara also scored in double-figures for the Tigers and recorded 12 points on an efficient 5-for-6 from the floor.

Clemson found itself down by as many as 19 points in the opening stanza, 38-19, with 3:59 to go in the half. Despite the Bulldogs' hot-shooting performance, the Tigers were resilient and were able to close the gap to five points on three occasions in the second half but could not get over the hump.

As a team, the Bulldogs (8-1) shot an ultra-impressive 19-for-30 from downtown, which proved to be the ultimate difference maker in the contest.

Mississippi State's Lamar Peters (28) and Quinndary Weatherspoon (20) led the charge for the Bulldogs.

CLEMSON 71										MISSISSIPPI STATE 82									
Player	fg	3fg	ft	r	tp	a	min			Player	fg	3fg	ft	r	tp	a	min		
Thomas - f	8-9	0-0	2-3	8	18	3	36			Ado - f	2-4	0-0	0-0	3	4	0	29		
Skara - f	5-6	1-1	1-2	4	12	2	29			Holman - f	5-8	5-8	1-2	6	16	1	30		
Simms - f	9-15	4-9	1-2	4	23	0	37			Weatherspoon - g	0-3	0-0	2-2	5	2	6	33		
Mitchell - g	3-16	1-8	2-2	3	9	7	35			Peters - g	9-13	8-11	2-2	2	28	5	28		
Newman III - g	0-3	0-1	0-0	1	0	0	14			Weatherspoon - g	7-16	4-7	2-5	7	20	5	35		
Trapp	1-8	0-5	3-6	1	5	3	31			Perry	1-3	0-1	0-0	5	2	0	13		
Tyson	1-5	0-3	0-0	2	2	0	14			Woodard	0-0	0-0	0-0	0	0	1	4		
White	0-0	0-0	0-0	0	0	0	3			Feazell	1-1	0-0	0-0	0	2	0	7		
Jemison	0-0	0-0	2-2	1	2	0	1			Carter	3-4	2-3	0-0	1	8	4	21		
TEAM				7						TEAM				3					
Totals	27-62	6-27	11-17	31	71	15	200			Totals	28-52	19-30	7-11	32	82	22	200		

Fouls: CU 16 (Trapp, 5), MSU 16 (Four, 3). **Turnovers:** CU 9 (Thomas, 5), MSU 14 (Holman, 4). **Blocks:** CU 6 (Thomas, 3), MSU 1 (Holman). **Steals:** CU 6 (Simms, 2), MSU 5 (Feazell, 2).

	Half (34)	Final		Half (42)	Final
FG%	.417 (15-36)	.435 (27-62)	FG%	.517 (15-29)	.565 (13-23)
3FG%	.200 (3-15)	.222 (6-27)	3FG%	.556 (10-18)	.633 (19-30)
FT%	.250 (1-4)	.647 (11-17)	FT%	1.000 (2-2)	.636 (7-11)

RADFORD CLEMSON GAME 10

Dec. 15, 2018 • Clemson, S.C.
Littlejohn Coliseum • 7,225

CLEMSON, S.C. — Four scored in double-figures, including Shelton Mitchell's game-high 20 points as Clemson University men's basketball pushed past Radford 74-66 on Saturday afternoon. The win ties head coach Brad Brownell with Bill Foster for second all-time on the career victories list at Clemson with 156.

The Tigers (7-3) were led offensively by Mitchell's 20 points — 15 of which came in the opening stanza. David Skara tied his career-high in a Clemson uniform with 16 points, while Elijah Thomas narrowly missed a double-double with 15 points and nine rebounds. Clyde Trapp added his second double-figure scoring output of the season with 11 points. Trapp scored eight of his 11 points in the second half.

Clemson got out to a 6-0 lead to start the game — its largest lead of the opening half. The Highlanders (6-4) and Tigers traded blows in the first period, but a late 3-pointer from Mitchell put the Tigers up by one heading into the break.

With Radford leading 40-33 and 15:29 remaining, the Tigers would go on an 8-0 run to take a 41-40 advantage. The run was keyed by a Skara layup, but Shelton Mitchell hit 3-of-4 at the line following a foul on the Highlanders' Devonnte Holland which was followed up by a flagrant two foul — ejecting Holland from the contest. With possession of the ball, Aamir Simms drained a three to put the Tigers up on top with the six point possession.

Radford battled back to take the lead, but with the scored tied 56-56, the Tigers finished the last six minutes of the contest outscoring the Highlanders 18-10 to hold on for the eight-point victory.

RADFORD 66										CLEMSON 74									
Player	fg	3fg	ft	r	tp	a	min			Player	fg	3fg	ft	r	tp	a	min		
Sallah - f	1-3	0-0	0-0	2	2	0	20			Skara - f	6-9	2-3	2-3	5	16	1	36		
Polite - f	6-10	3-4	1-1	10	16	1	32			Simms - f	4-11	1-6	0-0	3	9	1	35		
Jones - g	6-11	1-1	5-8	3	18	5	34			Thomas - c	4-6	0-0	7-8	9	15	2	22		
Tanner - g	3-4	2-3	0-0	0	8	0	31			Trapp - g	4-11	2-7	1-2	4	11	1	32		
Fields Jr - g	3-6	1-1	1-2	2	8	3	32			Mitchell - g	7-13	2-5	4-5	4	20	2	36		
Hutchinson	0-0	0-0	0-0	1	0	0	3			Tyson	0-2	0-0	0-0	0	0	0	4		
Jeffers	0-0	0-0	0-0	0	0	0	2			Newman III	1-3	1-2	1-2	5	3	1	24		
Hicks	2-4	2-4	0-0	1	6	1	18			White	0-0	0-0	0-0	3	0	0	10		
Caldwell	0-0	0-0	0-0	0	0	0	0+			Jemison	0-0	0-0	0-0	0	0	0	1		
Butts IV	2-5	0-2	0-0	1	4	0	11			TEAM				3					
Holland	2-7	0-1	0-0	1	4	0	17			Totals	26-55	7-23	15-20	36	74	8	200		
TEAM				2															
Totals	25-50	9-16	7-11	24	66	10	200												

Fouls: CU 13 (Thomas, 5), RAD 17 (Polite Jr, 4). **Turnovers:** CU 14 (Two, 4), RAD 14 (Three, 3). **Blocks:** CU 3 (Three, 1), RAD 2 (Two, 1). **Steals:** CU 6 (Two, 2), RAD 7 (Three, 2).

	Half (30)	Final		Half (31)	Final
FG%	.480 (12-25)	.500 (25-50)	FG%	.440 (11-25)	.473 (26-55)
3FG%	.667 (4-6)	.563 (9-16)	3FG%	.308 (4-13)	.304 (7-23)
FT%	.667 (2-3)	.636 (7-11)	FT%	.833 (5-6)	.750 (15-20)

CHARLESTON SOUTHERN CLEMSON GAME 11

Dec. 18, 2018 • Clemson, S.C.
Littlejohn Coliseum • 6,757

CLEMSON, S.C. — Elijah Thomas posted his fourth double-double this season and 15th of his career with an ultra-impressive 25-point, 14-rebound and four-block effort that led Clemson University men's basketball to a dominating victory over Charleston Southern, 78-51, on Tuesday night.

Thomas finished the game 9-for-12 from the floor and 7-for-10 from the charity stripe. The senior big man chipped in two steals and an assist to round out his performance. Aamir Simms, who went his first six shots from the floor without missing, finished the game with 15 points, including three 3-pointers.

Shelton Mitchell posted with 14 points and a team-leading six assists to go along with three steals. Mitchell's bucket at the 4:55 mark of the opening stanza gave the graduate senior guard exactly 1,000 points scored for his career.

The Tigers (8-3) led by as many as nine points in the first half but took an eight-point lead into the locker room.

What happened immediately following halftime, however, was something the Tigers hadn't done for a while. With a half-time score of 35-27, the Tigers opened the second half on an incredible 18-0 run sparked by back-to-back 3-pointers from both Mitchell and Simms. It only took 3:29 into the second half for the Tigers to build the 26-point lead. Dating back to the first half, in total, the Tigers completed a 21-0 run during the game.

Freshman Parker Fox entered the game with a little over a minute remaining and proceeded to cash his first career points on a 3-pointer to cap the night for Clemson. The Tigers coasted to the 27-point victory.

CHARLESTON SOUTHERN 51										CLEMSON 72									
Player	fg	3fg	ft	r	tp	a	min			Player	fg	3fg	ft	r	tp	a	min		
McConico - f	0-3	0-1	0-0	3	0	1	18			Skara - f	2-5	0-2	0-0	6	4	5	34		
Lexander - f	1-8	1-4	0-0	3	3	1	24			Simms - f	6-8	3-5	0-0	1	15	0	23		
Bowser - c	1-4	0-0	0-0	2	2	0	21			Thomas - c	9-12	0-0	7-10	14	25	1	26		
Buskey - g	0-4	0-1	0-0	1	0	0	16			Trapp - g	2-6	0-2	3-3	3	7	3	26		
Keeling - g	9-14	5-6	2-2	3	25	0	35			Mitchell - g	6-11	1-5	1-1	3	14	6	30		
Louis	0-2	0-2	0-0	0	0	0	7			Davis	0-0	0-0	0-0	0	0	1	1		
Moore	0-1	0-1	0-0	2	0	0	3			Tyson	2-5	0-2	1-1	2	5	0	19		
Jones	1-3	0-1	2-2	5	4	0	17			Fox	1-1	1-1	0-0	0	3	0	1		
Sellers	0-2	0-0	0-0	0	0	0	17			Newman III	1-2	1-2	1-2	1	4	0	23		
Payne	0-0	0-0	1-2	0	1	0	21			White	0-0	0-0	1-2	1	1	0	14		
Price	1-2	0-0	0-0	0	2	0	18			Jemison	0-0	0-0	0-0	2	0	0	3		
Shuler	6-13	0-4	2-3	0	14	0	23			TEAM				3					
TEAM				8						Totals	29-50	6-19	14-19	36	72	16	200		
Totals	19-56	6-20	7-9	27	51	2	200												

Fouls: CU 12 (Newman III, 3), CSU 20 (Two, 4). **Turnovers:** CU 22 (Two, 5), CSU 20 (Keeling, 4). **Blocks:** CU 8 (Thomas, 4), CSU 0. **Steals:** CU 10 (Two, 3), CSU 10 (McConico, 3).

	Half (27)	Final		Half (35)	Final
FG%	.360 (9-25)	.339 (19-56)	FG%	.538 (14-26)	.580 (29-50)
3FG%	.500 (5-10)	.300 (6-20)	3FG%	.000 (0-7)	.316 (6-19)
FT%	.800 (4-5)	.778 (7-9)	FT%	.700 (7-10)	.737 (14-19)

2018-19 BOXSCORES



GAME 12

CLEMSON 78 Dec. 22, 2018 • Columbia, S.C.
SOUTH CAROLINA 68 Colonial Life Arena • 12,269

COLUMBIA, S.C. — Marquise Reed netted a game-high 20 points in his return to the court to help lead Clemson University men's basketball to its third-straight victory over in-state rival South Carolina, 78-68.

The Tigers (9-3) were paced offensively by Reed's 20 points. Reed also grabbed five rebounds, dished out a team-high four assists and finished with a game-high three steals in 30 minutes. Five Tigers in total scored in double-figures on the afternoon. David Skara finished with 14 points and a game-high eight rebounds, while both Elijah Thomas and Shelton Mitchell notched 11 points each. Clyde Trapp added 10.

Clemson shot 61.5 percent from the floor in the opening half. John Newman III posted five points and a season-high six rebounds in the opening half, including an emphatic two-handed slam that helped swing momentum in the Tigers' favor. Clemson led by 11 points after the opening stanza. The Tigers would continue to push the pace in the second half and open up its largest lead of the game at 54-38 with 16:32 to play in the game. The Gamecocks (4-7) would cut the Tiger lead to just five on four occasions, but Clemson was able to keep South Carolina at bay and finish off the 10-point victory.

Notes: Clemson won its third-straight game against its rival South Carolina ... the Tigers now own a 37-18 record against the Gamecocks since they left the ACC (1971-72 season) ... head coach Brad Brownell won his 158th career game at Clemson and now has 325 victories for his career ... Marquise Reed netted at least 20 points for the 30th time in his career and for the sixth time in nine games this season ... Reed now has 1,057 points in his Clemson career — just five away from moving into 36th on the all-time list ... Shelton Mitchell has 888 career points in a Clemson uniform — just 112 points away from joining the 1,000-point club at Clemson ... Elijah Thomas is one block away from tying for 10th all-time after posting two blocks tonight ... he now has 125 career blocks at Clemson ... John Newman III grabbed a season-best six rebounds ... Clemson made eight 3-pointers, its most in a game since making nine against Sam Houston State ... the Tigers shot 40.0 percent from distance — its best mark since the season opener vs. The Citadel (.423) ... Clemson's shot a season-best 61.5 percent in the first half ... the 78 points scored were the most by Clemson in a victory over South Carolina since 2008-09 (W, 98-87).

CLEMSON		78		SOUTH CAROLINA		68	
Player	fg	3fg	ft	r	tp	a	min
Thomas - f	2-2	0-0	7-11	2	11	0	18
Skara - f	4-8	2-5	4-4	8	14	0	27
Simms - f	2-3	1-1	0-0	6	5	0	23
Trapp - g	4-7	2-5	0-0	5	10	1	29
Mitchell - g	4-9	1-5	2-3	2	11	2	33
Reed	7-12	1-3	5-6	5	20	4	30
Tyson	0-0	0-0	0-0	0	0	0	3
Newman III	2-2	1-1	0-0	6	5	2	16
White	1-3	0-0	0-1	1	2	1	16
Jemison	0-0	0-0	0-0	0	0	0	5
TEAM				1			
Totals	26-46	8-20	18-25	36	78	10	200

Fouls: CU 25 (Four, 4), SC 21 (Four, 4). **Turnovers:** CU 21 (Mitchell, 5), SC 14 (Silva, 4). **Blocks:** CU 7 (Two, 2), SC 1 (Silva, 1). **Steals:** CU 7 (Reed, 3), SC 5 (Lawson, 2).

	Half (45)	Final	Half (35)	Final
FG%	.615 (16-26)	.565 (26-46)	.355 (11-31)	.365 (23-63)
3FG%	.429 (6-14)	.400 (8-20)	.364 (4-11)	.250 (4-16)
FT%	.778 (7-9)	.720 (18-25)	.714 (8-14)	.643 (18-28)



GAME 13

LIPSCOMB 67 Dec. 30, 2018 • Clemson, S.C.
CLEMSON 84 Littlejohn Coliseum • 7,879

CLEMSON, S.C. — Marquise Reed posted 26 points, six rebounds, five assists and five steals in an ultra-impressive performance to help send Clemson University men's basketball to a dominating 84-67 victory over Lipscomb on Sunday afternoon. Reed was one of five double-digit scorers for the Tigers (10-3) on the afternoon, aided by David Skara's career-high-tying 17 points. Elijah Thomas posted 12, while Clyde Trapp and Shelton Mitchell scored 11 and 10 points, respectively. Clemson posted a season-best 15 steals — just one shy of tying for the most under head coach Brad Brownell (16 vs. The Citadel, Jan. 1, 2013). Reed led the way with a season-high and a career-high tying five takeaways.

The Tigers raced out to a 15-point lead midway through the opening period and took a 19-point advantage into the locker room. Clemson posted 46 points in the opening stanza — the most Lipscomb has allowed to any opponent all season. The Bisons (9-4) made a run early in the second half to cut the Tiger lead to just nine points at 52-43 with 12:58 remaining, but Clemson responded with a 10-1 run to push the advantage comfortably in its favor. Clemson put the nail in the coffin with a fastbreak scoop and score for Reed who finished the play with a two-handed flush to seal the 17-point victory.

Notes: Clemson won its fourth-straight game to finish the non-conference season at 10-3 ... this marks the fourth time under head coach Brad Brownell that the Tigers have finished the non-conference slate with at least 10 victories ... the Tigers scored at least 80 points for the third time this season ... with 45 first-half points, the most the second-most Lipscomb has allowed in any half all year and the most allowed in a first half ... with the victory Brad Brownell won his 159th career game at Clemson and now has 326 career victories ... Brownell is 18 victories shy of tying Cliff Ellis for the most all-time in Clemson history and 19 away from passing him ... Marquise Reed posted his second 20-point outing in back-to-back games ... he posted 20 points for the 31st time in his career and for the seventh time in 10 games this season ... he has posted at least 25 points in a game for the sixth time in his career and third time this season ... Reed now has 1,083 points in his Clemson career and now sits 34th on the all-time list — next up is his former teammate Donte Grantham at No. 33 who finished his career with exactly 1,100 points ... with Reed's career-high-tying five steals, he moves just 16 shy of cracking the top 10 steals list in Clemson history (Reed has 125) ... Bobby Conrad (1976-80) sits at No. 10 and has 141 ... Elijah Thomas swatted a season-best four shots and has now moved into the Clemson top 10 for blocked shots in his career (129) ... Thomas had 125 entering today and passed John Campbell (1977-80) who had 126 ... David Skara posted a career-high-tying 17 points ... Skara also tied his career high with three steals ... Shelton Mitchell is now just 102 points away from netting 1,000 in his Clemson career (898).

LIPSCOMB		67		CLEMSON		84	
Player	fg	3fg	ft	r	tp	a	min
Marberry - f	6-13	0-0	1-2	2	13	1	22
Pepper - f	1-3	1-3	5-6	8	8	2	24
Buckland - g	1-4	0-2	1-2	2	3	0	28
Cooper - g	4-7	0-0	1-3	1	9	2	30
Mathews - g	4-12	2-6	9-11	6	19	1	28
Asadullah	0-2	0-0	1-2	4	1	0	8
Moran	2-5	2-3	0-0	1	6	0	15
Wolfe	1-1	0-0	0-0	0	2	0	13
Jones	0-0	0-0	0-0	0	0	0	5
Rose	1-2	0-1	0-2	2	2	0	14
Fleming	1-2	0-1	2-2	1	4	1	11
Merritt	0-0	0-0	0-0	0	0	0	2
TEAM				4			
Totals	21-51	5-16	20-28	31	67	7	200

Fouls: CU 24 (Two, 4), LIP 22 (Three, 4). **Turnovers:** CU 18 (Thomas, 6), LIP 22 (Cooper, 6). **Blocks:** CU 6 (Thomas, 4), LIP 2 (Two, 1). **Steals:** CU 15 (Reed, 5), LIP 10 (Cooper, 3).

	Half (27)	Final	Half (46)	Final
FG%	.381 (8-21)	.412 (21-51)	.486 (17-35)	.453 (29-64)
3FG%	.000 (0-6)	.313 (5-16)	.364 (4-11)	.304 (7-23)
FT%	.733 (11-15)	.714 (20-28)	.727 (8-11)	.792 (19-24)



GAME 14

CLEMSON 68 Jan. 5, 2019 • Durham, N.C.
No. 1 DUKE 87 Cameron Indoor Stadium • 9,314

DURHAM, N.C. — Clemson University men's basketball fell in its Atlantic Coast Conference opener on Saturday evening, 87-68, at No. 1 Duke.

The Tigers (10-4, 0-1 ACC) were led offensively by Marquise Reed's 15 points, while Elijah Thomas had 14 and Shelton Mitchell posted 11. Amir Simms led Clemson on the glass with 10 rebounds, including four of the offensive variety. The 10 rebounds for Simms were a career-high.

Both the Tigers and Blue Devils (12-1, 1-0 ACC) went back and forth in the opening stanza, including Clemson taking the lead on an alley-oop from Reed to Javan White to make it 24-22 in favor of the visitors. Duke would take a 40-33 lead into the break.

The Blue Devils would open the second half on a 14-0 run to blow the game open and lead by 21 at 54-33. The Tigers would face a game-high 27-point deficit in the period before falling by 19.

Notes: Amir Simms notched a career-high 10 rebounds ... his four offensive rebounds were also a career-best ... Marquise Reed tied his season-high with nine-straight made free throws between Dec. 30, 2018 to his first three attempts against Duke ... Reed posted a season-high eight assists ... Reed is two points away from tying Donte Grantham (1,100 points) for 33rd on the Clemson all-time scoring list (1,098 points) ... Hunter Tyson tied a season-high with two made field goals ... Trey Jemison set a season-high with four points ... Jemison also netted his first two career made field goals in the effort ... Jemison's two rebounds matched a season high ... Clyde Trapp matched his career-high with three assists (eighth time in his career) ... Shelton Mitchell is 91 points away from 1,000 points in his Clemson career.

CLEMSON		68		DUKE		87	
Player	fg	3fg	ft	r	tp	a	min
Thomas - f	7-9	0-0	0-1	4	14	0	24
Skara - f	2-4	2-2	0-0	2	6	0	19
Simms - f	1-11	0-4	0-0	10	2	0	31
Reed - g	4-8	2-2	5-6	4	15	8	31
Mitchell - g	4-12	0-3	3-3	4	11	2	27
White	1-2	0-0	0-2	1	2	0	7
Tyson	2-4	1-3	0-0	1	5	1	13
Trapp	3-8	1-1	0-0	6	7	3	31
Newman III	1-3	0-0	0-0	1	2	0	12
Jemison	2-2	0-0	0-0	2	4	0	6
TEAM				1			
Totals	27-63	6-15	8-12	36	68	14	200

Fouls: CU 16 (Two, 4), DUKE 15 (Reddish, 4). **Turnovers:** CU 19 (Thomas, 5), DUKE 12 (Reddish, 4). **Blocks:** CU 2 (Simms, 2), DUKE 6 (Two, 2). **Steals:** CU 6 (Mitchell, 2), DUKE 13 (O'Connell, 3).

	Half (33)	Final	Half (40)	Final
FG%	.500 (14-28)	.429 (27-63)	.457 (16-35)	.478 (32-67)
3FG%	.750 (3-4)	.400 (6-15)	.273 (3-11)	.304 (7-23)
FT%	.400 (2-5)	.667 (8-12)	.625 (5-8)	.762 (16-21)



GAME 15

CLEMSON 53 Jan. 9, 2019 • Syracuse, N.Y.
SYRACUSE 61 Carrier Dome • 7,594

SYRACUSE, N.Y. — Clemson University men's basketball made a late push in the second half but could not overcome a game-high 15-point deficit in its 61-53 loss to Syracuse on Wednesday night.

The Tigers (10-5, 0-2 ACC) were paced once again by Marquise Reed who finished with a game-high 16 points. Reed also collected six rebounds, three assists and three steals in the contest. With his third rebound of the night, Reed became just the 11th player in program history to amass at least 1,000 points, 300 rebounds, 200 assists and 100 steals in a career. He also surpassed former teammate and Tiger standout forward Donte Grantham on the all-time scoring list and now ranks 33rd in Clemson history. Elijah Thomas was the first Tiger to reach double-figures and finished with 13 points to go along with seven rebounds.

Despite an eight-point deficit at halftime and committing eight turnovers on its first 11 possessions of the second half, the Tigers were able to close to within just six of the Orange (11-4, 2-0 ACC) at 56-50 with 3:46 to play, but could not get over the hump.

Notes: Marquise Reed passed former teammate Donte Grantham on Clemson's all-time scoring list ... Reed now ranks 33rd overall with 1,114 points ... he remains 11 points shy of passing Jerry Pryor (1985-89) for 32nd all time ... Reed became just the 11th player in program history to amass at least 1,000 points, 300 rebounds, 200 assists and 100 steals in a career ... Reed posted three more steals and remains 12 shy of tying Bobby Conrad (1976-80) for 15th all-time in Clemson history ... Reed's 16 points marked his 83rd career double-digit scoring game of his career (83-out-of-115 career games) ... Elijah Thomas led the Tigers with seven rebounds and now has 494 for his Clemson career ... Thomas remains 110 boards shy of tying Horace Wyatt (1978-82) for 25th on the all-time list in program history ... Shelton Mitchell is 86 points away from 1,000 points in his Clemson career.

CLEMSON		53		SYRACUSE		61	
Player	fg	3fg	ft	r	tp	a	min
Thomas - f	4-6	0-0	5-10	7	13	0	26
Skara - f	1-8	0-4	1-2	4	3	2	33
Simms - f	4-6	1-1	0-0	3	9	1	23
Reed - g	5-13	2-5	4-5	6	16	3	37
Mitchell - g	2-11	1-5	0-0	5	5	3	33
Trapp	3-6	1-3	0-0	3	7	3	24
Tyson	0-2	0-2	0-0	0	0	1	9
Newman III	0-0	0-0	0-0	2	0	0	4
White	0-0	0-0	0-0	1	0	1	5
Jemison	0-1	0-0	0-0	1	0	0	6
TEAM				4			
Totals	19-53	5-20	10-17	36	53	14	200

Fouls: CU 22 (Three, 5), SU 16 (Four, 3). **Turnovers:** CU 17 (Three, 3), SU 15 (Brissett, 5). **Blocks:** CU 2 (Two, 1), SU 7 (Sidibe, 3). **Steals:** CU 7 (Reed, 3), SU 5 (Two, 2).

	Half (22)	Final	Half (30)	Final
FG%	.320 (8-25)	.358 (19-53)	.500 (13-26)	.417 (20-48)
3FG%	.250 (2-8)	.250 (5-20)	.214 (3-14)	.231 (6-26)
FT%	.571 (4-7)	.588 (10-17)	.333 (1-3)	.652 (15-23)

2018-19 BOXSCORES



GAME 16

No. 4 VIRGINIA 63 Jan. 12, 2019 • Clemson, S.C.
CLEMSON 43 Littlejohn Coliseum • 9,242

CLEMSON, S.C. — Clemson University men's basketball dropped its Atlantic Coast Conference home opener to Virginia on Saturday, 63-43.

The Tigers (10-6, 0-3 ACC) struggled out of the gate to score, but their defense was able to keep them in the contest early on. With the Cavaliers (15-0, 3-0 ACC) leading 21-9 with just 5:16 left in the opening stanza, the Tigers were able to put together 12-6 run to end the half and trail by six at the break. Clemson started fast with a 6-0 run to cut the deficit to just two points at 29-27 and 17:25 left. However, the Cavs engineered a 21-5 run to open things up in the second period en route to the victory.

Marquise Reed led the Tigers with 14 points and finished with eight rebounds in the contest. Reed also finished 8-for-11 at the foul line with one assist and two steals. Clemson's leading rebounder, Elijah Thomas, led with 12 boards and posted eight points. David Skara finished with nine points and five rebounds.

Notes: Marquise Reed's 14 points move him up to 32nd all-time in Clemson history with 1,128 points — passing Jerry Pryor (1985-89, 1,124 points) ... Reed also posted two steals and now has 131 for his career at Clemson ... Reed is just 10 shy of tying Bobby Conrad (1976-80) for 15th on the all-time list ... Elijah Thomas' 12 rebounds put him over 500 for his Clemson career (506) ... Thomas is 98 rebounds away from tying Horace Wyatt (1978-82) for 25th on the all-time rebounding list at Clemson ... John Newman III tied his season-high with five points for the fourth time in 2018-19 ... he also matched his season-high with two made field goals ... Clemson falls to 22-3 (.880) overall in Littlejohn Coliseum dating back to last season.

VIRGINIA 63										CLEMSON 43									
Player	fg	3fg	ft	r	tp	a	min			Player	fg	3fg	ft	r	tp	a	min		
Diakite - f	0-2	0-0	0-0	5	0	0	19			Thomas - f	4-10	0-0	0-2	12	8	0	31		
Salt - f	3-5	0-0	1-3	8	7	0	21			Skara - f	3-8	1-2	2-2	6	9	0	38		
Guy -	5-15	3-9	0-0	3	13	1	35			Simms - f	1-8	0-5	0-0	2	2	1	29		
Jerome - g	3-9	2-4	0-0	3	8	5	33			Reed - g	3-14	1-4	8-11	8	14	1	32		
Hunter - g	4-10	2-4	2-2	7	12	1	31			Mitchell - g	1-6	0-1	2-2	3	5	1	25		
Clark	1-4	1-2	2-2	1	5	1	20			Trapp	0-3	0-1	0-0	0	0	0	23		
Badocchi	0-0	0-0	0-0	0	0	0	1			Tyson	0-2	0-1	0-0	0	0	1	4		
Key	3-5	1-1	0-1	8	7	3	25			Newman III	2-3	1-1	0-0	1	5	0	11		
Stattmann	0-0	0-0	0-0	1	0	0	2			White	0-0	0-0	0-0	0	0	0	1		
Anthony	0-2	0-1	0-0	0	0	0	3			Jemison	0-0	0-0	0-0	0	0	0	6		
Huff	4-5	1-2	2-4	7	11	0	10			TEAM				4					
TEAM				3						Totals	14-54	3-19	12-17	36	43	5	200		
Totals	23-57	10-23	7-12	46	63	11	200												

Fouls: CU 14 (Thomas, 3), UVA 17 (Two, 3). **Turnovers:** CU 7 (Reed, 4), UVA 8 (Two, 2). **Blocks:** CU 2 (Two, 1), UVA 2 (Two, 1). **Steals:** CU 7 (Two, 2), UVA 4 (Key, 2).

	Half (27)	Final		Half (21)	Final
FG%	.385 (10-26)	.404 (23-57)	FG%	.238 (5-21)	.259 (14-54)
3FG%	.385 (5-13)	.435 (10-23)	3FG%	.167 (1-6)	.158 (3-19)
FT%	1.000 (2-2)	.583 (7-12)	FT%	.833 (10-12)	.706 (12-17)



GAME 17

GEORGIA TECH 60 Jan. 16, 2019 • Clemson, S.C.
CLEMSON 72 Littlejohn Coliseum • 6,693

CLEMSON, S.C. — Marquise Reed turned in a career-high 30 points in Clemson University men's basketball's wire-to-wire victory over Georgia Tech on Wednesday night. The win was Clemson's first of ACC play. The Tigers (11-6, 1-3 ACC) got off to a 14-0 run in the opening five minutes of the contest and extended that to a 20-2 run in the opening stanza. The Tigers endured a 10-0 run from the Yellow Jackets (10-7, 2-2 ACC) to close the half and take a 35-30 lead into halftime. Reed posted his highest scoring first half of the season with 19 points in the first period. Clemson greeted Georgia Tech with a 7-0 run to begin the second half and extended its lead to double figures yet again. The Tigers would lead by as many as 15 in the second half and the Yellow Jackets closed to within nine and eight on two occasions, but that's as close as they would get. Aside from Reed's spectacular performance in the scoring column, the Tigers' leading scorer grabbed six rebounds and posted four steals. Shelton Mitchell turned in a season-high nine assists and zero turnovers. It marked the highest assist total of his career without committing a turnover. Mitchell tallied eight dimes against Syracuse on Feb. 7, 2017. Clemson was led on the glass by Elijah Thomas who grabbed nine boards — narrowly missing a double-double — and finishing with 11 points. Amir Simms cracked double-digits with 10 and connected on two 3-pointers in the second half. Clemson's "Croatian Sensation", David Skara, finished 3-for-5 from the floor, but an ultra-efficient 3-for-4 from behind the arc.

Notes: Clemson snapped a three-game skid to begin league play with the victory over Georgia Tech ... Brad Brownell won his 160th career game at Clemson ... Brownell is 17 wins shy of tying Cliff Ellis for the most all-time at Clemson ... Brownell moves to 15-4 all-time against Georgia Tech and the Tigers improve to 46-16 overall against the Yellow Jackets in games played in Clemson ... Clemson leads the all-time series 72-63 ... the win marks the fourth in a row for the Tigers over the Yellow Jackets ... the Tigers are 23-3 on their home floor dating back to last season ... Marquise Reed netted a career-high 30 points ... it marked the first 30-point outburst by a Tiger since Gabe DeVoe scored 31 against Kansas in the Sweet 16 last year (March 23, 2018) ... it was the first Tiger 30-point effort in the newly renovated Littlejohn Coliseum and the first on a Littlejohn Coliseum floor in nearly five years with the last occurrence being K.J. McDaniels against Georgia State on March 19, 2014 ... Reed became the 37th player to net 30 points in a game at Clemson and his performance became the 100th occurrence in program history ... Reed finished 8-for-8 at the foul line and the all-time Clemson leader in free throw percentage sits eighth all-time in ACC history (.864) ... Reed posted four steals and now has 135 for his Clemson career — just six shy of tying Bobby Conrad (1976-80) for 15th on the all-time list ... Reed also cracked the top 30 scorers in Clemson history with his performance — he now has 1,158 points (29th all time) ... Amir Simms connected on multiple 3-pointers and scored in double-digits for the first time since Charleston Southern (Dec. 18) ... Shelton Mitchell dished out a season-high nine assists ... it marked the most assists in Mitchell's career with zero turnovers ... David Skara tied his career-high with three 3-point field goals ... both Skara and Reed played the full 40 minutes against Georgia Tech — tied for the most minutes by a Tiger this season ... with nine rebounds, Elijah Thomas now has 515 for his Clemson career — just 89 shy of cracking the top 25 in Clemson history.

GEORGIA TECH 60										CLEMSON 66									
Player	fg	3fg	ft	r	tp	a	min			Player	fg	3fg	ft	r	tp	a	min		
Cole - f	0-2	0-0	0-0	1	0	0	7			Skara - f	3-5	3-4	0-0	1	9	2	40		
Banks III - c	6-11	0-0	4-4	1	16	0	32			Simms - f	4-10	2-6	0-0	2	10	0	25		
Devoe - g	2-7	0-2	4-4	4	8	1	35			Thomas - c	5-11	0-0	1-2	9	11	0	20		
Alvarado - g	3-9	2-4	2-4	5	10	3	35			Reed - g	10-13	2-3	8-8	6	30	0	40		
Haywood II - g	2-3	2-3	2-2	0	8	2	30			Mitchell - g	1-5	0-2	0-0	2	2	9	38		
Phillips	1-2	0-0	0-0	1	2	0	10			Trapp	1-2	0-0	2-4	3	4	1	12		
Wright	4-7	0-2	1-4	4	9	1	21			Tyson	0-2	0-1	0-0	0	0	0	10		
Moore	2-2	0-0	1-3	1	5	0	18			Newman III	3-5	0-0	0-0	4	6	1	10		
Ogbonada	1-1	0-0	0-0	1	2	0	7			White	0-0	0-0	0-0	1	0	0	5		
Sjölund	0-0	0-0	0-0	0	0	0	5			TEAM				2					
TEAM				7						Totals	27-53	7-16	11-14	30	66	13	200		
Totals	21-44	4-11	14-21	25	60	7	200												

Fouls: CU 18 (Two, 4), GT 17 (Three, 3). **Turnovers:** CU 10 (Three, 2), GT 13 (Banks III, 4). **Blocks:** CU 2 (Two, 1), GT 7 (Banks III, 4). **Steals:** CU 5 (Reed, 4), GT 6 (Haywood II, 3).

	Half (30)	Final		Half (35)	Final
FG%	.391 (9-23)	.477 (21-44)	FG%	.483 (14-29)	.509 (27-53)
3FG%	.571 (4-7)	.364 (4-11)	3FG%	.375 (3-8)	.438 (7-16)
FT%	.889 (8-9)	.667 (14-21)	FT%	1.000 (4-4)	.786 (11-14)



GAME 18

CLEMSON 68 Jan. 22, 2019 • Tallahassee, Fla.
FLORIDA STATE 77 Tucker Center • 8,502

TALLAHASSEE, Fla. — Amir Simms turned in a game-high 18 points and Elijah Thomas finished with his fifth double-double of the season, but Clemson University men's basketball couldn't sustain a good first half and fell to Florida State 77-68 on Tuesday night.

The Tigers (11-7, 1-4 ACC) were led by Simms and Thomas offensively, while Marquise Reed joined the two big men in double-figures with a 13-point performance. Thomas tallied his 16th double-double of his career and also added a career-best five assists and one block on the night.

Clemson finished the first half on a 6-0 run to lead 41-35 after the opening stanza. After scoring the first bucket of the second half, the Tigers held an eight-point advantage — their second largest of the night. However, the Seminoles (14-5, 2-4 ACC) outscored the Tigers 42-25 the rest of the way to claim the victory.

Notes: Elijah Thomas notched his fifth double-double of the season and the 16th of his career ... Clemson moves to 12-4 overall when Thomas posts a double-double ... Thomas also dished out a career-best five assists ... he had previously posted three helpers on seven occasions ... with 11 rebounds, Elijah Thomas now has 526 for his Clemson career — just 78 shy of cracking the top 25 in Clemson history ... Marquise Reed scored 13 points for his 56th double-figure scoring game of his career ... Reed is 14 double-figure scoring games shy of tying for 16th all-time in program history ... with his 13 points, Reed now owns 1,171 career points and ties Randy Mahaffey (1964-67) for 28th on the all-time list ... Amir Simms' 18 points marked his ninth double-digit scoring game of the season and his second-highest offensive output of the year.

CLEMSON 68										FLORIDA STATE 77									
Player	fg	3fg	ft	r	tp	a	min			Player	fg	3fg	ft	r	tp	a	min		
Thomas - f	6-9	0-0	5-5	11	17	5	36			Koumadje - c	2-3	0-0	2-2	2	6	0	15		
Skara - f	1-2	1-1	0-0	1	3	2	12			Forrest - g	2-5	0-1	3-4	5	7	3	27		
Simms - f	7-13	3-7	1-2	5	18	0	38			Savoy - g	1-6	1-4	1-2	2	4	1	17		
Reed - g	4-11	0-4	4-5	6	13	2	37			Mann - g	2-7	1-3	4-4	8	9	5	32		
Mitchell - g	3-12	0-2	0-0	2	6	4	33			Walker - g	1-3	1-1	3-4	2	16	1	20		
Trapp	4-8	2-2	1-2	2	9	0	27			Gray	3-6	1-3	0-0	2	7	0	10		
Tyson	0-0	0-0	0-0	0	0	0	1			Nichols	6-10	4-5	0-1	1	16	4	27		
Newman III	1-3	0-2	0-0	4	2	0	13			Poite	0-1	0-1	0-0	0	0	0	7		
White	0-0	0-0	0-0	0	0	0	3			Vassell	2-4	1-2	0-0	1	5	0	20		
TEAM				2						Kabengele	6-10	1-2	4-4	5	17	0	25		
Totals	26-58	5-17	11-14	33	68	13	200			TEAM				3					
										Totals	25-55	10-22	17-21	31	77	14	200		

Fouls: CU 17 (Skara, 5), FSU 15 (Walker, 5). **Turnovers:** CU 11 (Mitchell, 4), FSU 8 (Walker, 3). **Blocks:** CU 1 (Thomas, 1), FSU 1 (Kabengele, 1). **Steals:** CU 1 (Simms, 1), FSU 1 (Gray, 1).

	Half (41)	Final		Half (35)	Final
FG%	.500 (16-32)	.448 (26-58)	FG%	.440 (11-25)	.455 (25-55)
3FG%	.500 (4-8)	.294 (5-17)	3FG%	.500 (7-14)	.455 (10-22)
FT%	.714 (5-7)	.786 (11-14)	FT%	.750 (6-8)	.810 (17-21)



GAME 19

CLEMSON 67 Jan. 26, 2018 • Raleigh, N.C.
No. 21 NC STATE 69 PNC Arena • 18,180

RALEIGH, N.C. — Clemson University men's basketball used a 14-2 run toward the end of the second half to put themselves in position to win a gritty contest on the road over No. 21/19 NC State, but were ultimately beat at the buzzer on a last-second three-point shot and fell 69-67.

The Tigers (11-8, 1-5 ACC) were led by Marquise Reed who went on an offensive onslaught — scoring 13 of his game-high 19 points in the second half, including seven in the final five minutes of play. For the game, Reed turned in the program's 24th "Triple Leadership" and led the Tigers in points (19), rebounds (8) and assists (2). It's Reed's second of this variety in the last two seasons. Reed posted a "Quadruple Leadership" in a season-opening win over The Citadel.

Elijah Thomas was once again a force on the offensive end and finished with 18 points on 8-for-11 shooting. Thanks to Thomas, the Tigers dominated the Wolfpack in the paint — outscoring them 32-4. The senior big man added six boards and a team-high three blocks in the effort.

Notes: Marquise Reed tallied the program's 24th "Triple Leadership" in history ... Reed finished with 19 points, eight rebounds and two assists ... it's Reed's second of this variety in his career at Clemson — tallying a "Triple Leadership" in a win over North Carolina last season (20p, 8r, 5a) ... Reed's 19 points served as his 57th double-digit scoring game of his Clemson career (13 shy of tying Butch Zatezalo and Larry Nance for 16th all time) ... Reed moved into 27th on the all-time scoring list in Clemson history (1,190) ... with two steals (137 career), Reed is just four away from tying Bobby Conrad (1976-80) for 15th all time ... Elijah Thomas swatted three shots — his most in ACC play this season ... Thomas' 136 career blocks at Clemson rank 10th all-time ... his 1.74 blocks per game are tied for sixth all-time with former Tiger great Dale Davis ... Thomas surpassed the 800-point mark of his Clemson career (809) ... Amir Simms notched a career high with three steals ... Clyde Trapp set a new career-high for offensive rebounds with four.

CLEMSON 67										NC STATE 69										
Player	fg	3fg	ft	r	tp	a	min			Player	fg	3fg	ft	r	tp	a	min			
Reed - g	5-17	0-2	9-14	8	19	2	37			Dorn - g	4-10	1-4	0-0	3	9	0	32			
Mitchell - g	3-6	0-1	3-4	1	9	0	29			Lockett - g	1-1	1-1	2-2	5	5	0	20			
Thomas - c	8-11	0-0	2-2	6	18	1	26			Beverley - g	3-10	1-5	5-6	4	12	5	30			
Skara - f	1-4	0-1	0-0	6	2	0	35			Bryce - g	5-8	3-3	2-2	7	15	2	33			
Simms - f	2-5	0-3	2-4	5	6	0	29			Walker - f	0-1	0-0	0-0	0	3	0	2	17		
Tyson	3-5	0-0	1-2	6	7	1	24			Funderburk	1-6	0-2	2-2	0	4	0	20			
Newman III	2-2	0-0	0-0	1	4	1	13			Helles	1-3	0-2	0-0	1	2	0	6			
White	1-1	0-0	0-0	0	2	0	7			Johnson	6-10	3-6	1-1	0	16	2	23			
TEAM				0						Daniels	3-5	0-1	0-0	3	6	0	19			
Totals	25-51	0-7	17-26	33	67	5	200			TEAM				0						
										Totals	24-54	9-24	12-13	26	69	11	200			

2018-19 BOXSCORES

GAME 20

PITTSBURGH 69 Jan 29, 2019 • Clemson, S.C.
CLEMSON 82 Littlejohn Coliseum • 6,474

CLEMSON, S.C. — Clemson University men's basketball used a 51-point first half en route to a wire-to-wire 82-69 victory over Pittsburgh on Tuesday night in Littlejohn Coliseum.

The Tigers (12-8, 2-5 ACC) snapped a two-game skid in league play and had the help of three double-digit scorers in the process. Marquise Reed finished with 26 points, while Clyde Trapp turned in a career-best 16 and Shelton Mitchell posted 14 on a hot-shooting night. Mitchell had entered the game shooting 5-for-his-last-32 from 3-point range and finished a perfect 4-for-4 against Pitt. Mitchell lead the team with five assists and Thomas led with three blocks.

Clemson raced out to a 22-5 lead in the first eight minutes of the contest and didn't let off the gas pedal in the opening stanza. The Tigers built toward a game-high 29-point lead late in the first half and headed into the break with a 28-point advantage and were able to fend off the Panthers (12-9, 2-6 ACC) and hold on for the 13-point victory. Javan White enjoyed his best outing as a Tiger after posting a season-high 10 points and seven rebounds in 16 minutes. Trapp shot 4-for-8 from the field - all 3-pointers - and collected three rebounds and two steals.

Notes: Clemson snapped a two-game skid in league play with the victory ... it marked the Tigers' fifth-straight win over Pittsburgh in the all-time series - leading it 5-3 ... Clemson improves to 24-3 (.888) over its last 27 games at home ... Clemson's 51 first half points tied for the most in the Brad Brownell Era ... Clemson also scored 51 points against Coppin State on Dec. 4, 2016 ... Clemson made a season-high 14 three-pointers - the first time reaching double-figures of threes made since hitting 10 against NC Central on Nov. 9, 2018 ... 14 made 3-pointers has only been eclipsed once in the last 114 games for the Tigers dating back to Nov. 30, 2015 at Minnesota (14 made threes) - Clemson made 15 against North Carolina last season (Jan. 30, 2018) ... Brad Brownell won his 161st career game at Clemson making him 16 tie of tying Cliff Ellis (177) for the most all time ... Marquise Reed posted his 22nd 20-point outing of his career - leaving him four shy of tying Jim Sutherland (196-67) for 10th all-time in program history ... it was also Reed's 58th double-digit scoring game at Clemson - leaving him 12 shy of tying Larry Nance (1977-81) and Butch Zatezalo (1967-70) for 16th all time ... Reed remains 27th overall on Clemson's all-time scoring list with 1,216 career points ... Elijah Thomas posted three more blocks and now has 139 for his career ... he now sits alone in sixth all-time in blocks per game (1.76) ... Thomas collected six more rebounds and now has 338 for his career - just 66 shy of tying Horace Wyatt (1978-82) for 25th all-time in Clemson history ... Clyde Trapp notched a career-best 16 points ... Trapp also made a career-high four 3-pointers ... Javan White notched season-highs in points (10) and rebounds (7) ... White played a season-high 16 minutes.

PITTSBURGH								69	CLEMSON								82
Player	fg	3fg	ft	r	tp	a	min	Player	fg	3fg	ft	r	tp	a	min		
Brown - f	0-2	0-1	0-0	0	0	0	4	Skara - f	1-5	0-4	2-2	7	4	3	32		
Johnson - g	10-14	3-3	7-8	4	30	1	31	Simms - f	2-4	2-3	2-2	1	8	0	21		
McGowens - g	2-9	1-3	0-0	3	5	1	29	Thomas - c	2-3	0-0	0-1	6	4	3	16		
Ellison - g	2-5	0-0	0-2	4	4	0	30	Reed - g	8-13	4-7	6-6	2	26	3	34		
Wilson-Frame - g	5-11	4-9	0-0	4	14	0	34	Mitchell - g	5-6	4-4	0-0	1	14	5	31		
N'Dir	3-7	0-4	0-2	0	6	0	27	Trapp	4-8	4-7	4-6	3	16	1	31		
Davis	1-3	0-2	5-5	4	7	0	25	Tyson	0-0	0-0	0-0	0	0	0	3		
Chukwuka	0-0	0-0	0-0	0	0	0	10	Newman III	0-4	0-2	0-0	1	0	1	14		
George	1-2	0-0	1-4	4	3	0	10	White	4-4	0-0	2-4	7	10	1	16		
TEAM				4				Jemison	0-0	0-0	0-0	1	0	0	2		
Totals	24-53	8-22	13-21	27	69	2	200	TEAM				1					
								Totals	26-47	14-27	16-21	30	82	17	200		

Fouls: CU 19 (Reed, 4), PITT 21 (Four, 4). **Turnovers:** CU 14 (Reed, 5), PITT 12 (Ellison, 4). **Blocks:** CU 7 (Thomas, 3), PITT 1 (George, 1). **Steals:** CU 4 (Trapp, 2), PITT 7 (Davis, 3).

Half (23)	Final	Half (51)	Final
FG%	.381 (8-21)	.453 (24-53)	
3FG%	.300 (3-10)	.364 (8-22)	
FT%	.500 (4-8)	.619 (13-21)	

GAME 21

WAKE FOREST 37 Feb. 3, 2019 • Clemson, S.C.
CLEMSON 64 Littlejohn Coliseum • 7,655

CLEMSON, S.C. — Clemson University men's basketball finished off a wire-to-wire drubbing of Wake Forest, 64-37, for the second-straight Atlantic Coast Conference victory on Sunday afternoon. The 37 points allowed is tied for the fewest in an ACC game during the Brad Brownell era (37 at Georgia Tech, Feb. 21, 2012). The Tigers (13-8, 3-5 ACC) were led by an ultra-impressive performance by Elijah Thomas, the senior posted his sixth double-double of the season with 23 points and 10 rebounds, while adding in a career-best seven blocked shots. He finished 10-for-11 from the field and 3-for-3 at the charity stripe.

While Thomas was the only Tiger to reach double-figure scoring, Clemson posted nine more in the scoring column. Clemson's defense was stout beginning with the early stages of the opening stanza. The Tigers raced out to a 26-9 advantage - not allowing the Demon Deacons (8-13, 1-8 ACC) past the 10-point mark until the 3:18 mark of the first half. Wake Forest was never able to get into a rhythm with Clemson's defense locking down two of the Demon Deacons' starting guards, Brandon Childress and Sharone Wright Jr., and holding them to 0-for-19 from the floor in a combined 55 minutes. The Tigers pushed the pace even further in the second half and led by a game-high 29 points before finishing off the conincing 27-point victory.

Notes: Clemson won its second league game in a row ... Clemson improved to 25-3 (.893) in Littlejohn Coliseum dating back to last season (last 28 home games) ... the Tigers won their sixth in a row over the Demon Deacons ... Brad Brownell won his 162nd game at Clemson - just 15 wins shy of tying Cliff Ellis for the most all-time in Clemson history (177) ... Clemson held Wake Forest to just 37 total points - tied for the fewest allowed in an ACC game since allowing 37 to Georgia Tech in a 56-37 win (Feb. 21, 2012) ... Clemson moves to 41-2 under Brad Brownell when allowing 50 points or less (2-0 in 2018-19) ... Clemson's 10 blocks were a season-best (previous: 8 vs. Charleston Southern - Dec. 18, 2018) ... 10 blocks is the most in a game and most in an ACC game for the Tigers since posting 10 against NC State last season (Dec. 30, 2017) ... Elijah Thomas posted his 17th career double-double and sixth of the season ... Thomas is 13-4 overall when Thomas notches a double-double in his career ... Thomas blocked a career-high seven shots ... Thomas now has 146 blocked shots in his career ... averaging 1.83 blocks per game over his 80-game Clemson career - sixth all-time in Clemson history ... Thomas now owns 548 career rebounds at Clemson - just 56 shy of tying Horace Wyatt (1978-82) for 25th on Clemson's all-time list ... Thomas tied his career-high with 10 made field goals ... Marquise Reed moved into 26th all-time in scoring and now has 1,225 points in his Clemson career ... with one steal, Reed now has 138 for his Clemson career - just three shy of tying Bobby Conrad (1976-80) for 15th on Clemson's all-time list ... Lyles Davis set a new career-high in points with his first career made 3-pointer ... Davis tied his career-high with one steal ... Davis also tied his career-high with one made field goal ... Trey Jemison tied his career-high with two rebounds ... John Newman III set a new career-mark with six points ... Newman tied his career-high with two made field goals and set a new career-high with two made 3-pointers ... Wake Forest's 18 first half points were the lowest allowed by Clemson this season ... Clemson held Wake Forest to a season-low 23.7 percent shooting ... held Wake Forest to a season-low 13.6 percent from 3-point range ... held Wake Forest to a season-low 20.6 percent shooting in the second half.

WAKE FOREST								37
Player	fg	3fg	ft	r	tp	a	min	
Hoard - f	4-8	0-2	0-0	7	8	1	31	
Sarr - c	1-3	0-1	0-0	3	2	1	20	
Childress - g	0-11	0-7	0-0	2	0	2	31	
Wright Jr - g	0-8	0-2	1-2	3	1	3	24	
Brown - g	5-12	2-5	0-0	4	12	0	26	
Mucius	1-5	0-1	2-2	6	4	0	22	
Wynn	3-7	1-3	0-0	2	7	0	19	
Buchanan	0-0	0-0	0-0	0	0	0	2	
Okeke	0-2	0-0	1-2	2	1	0	4	
Smart	0-2	0-0	2-2	5	2	0	15	
Bilas	0-1	0-1	0-0	0	0	0	2	
Spivey	0-0	0-0	0-0	1	0	1	4	
TEAM				6				
Totals	14-59	3-22	6-8	41	37	8	200	

CLEMSON								64
Player	fg	3fg	ft	r	tp	a	min	
Thomas - f	10-11	0-0	3-3	10	23	1	26	
Skara - f	3-6	1-4	0-0	3	7	1	30	
Simms - f	2-8	1-4	0-0	5	5	1	29	
Reed - g	4-10	0-2	1-1	2	9	3	30	
Mitchell - g	2-7	1-4	1-3	0	6	0	27	
Trapp	0-2	0-1	2-2	3	2	1	22	
Davis	1-2	1-1	0-0	1	3	1	2	
Tyson	0-0	0-0	0-0	0	0	2	3	
Fox	0-0	0-0	0-0	0	0	0	1	
Newman III	2-4	2-2	0-0	1	6	1	16	
White	1-3	0-0	0-0	3	2	1	10	
Jemison	0-0	0-0	1-2	2	1	0	4	
TEAM				4				
Totals	25-53	6-18	8-11	34	64	13	200	

Fouls: CU 12 (Reed, 3), WF 14 (Okeke, 4). **Turnovers:** CU 11 (Four, 2) WF 16 (Two, 4). **Blocks:** CU 10 (Thomas, 7), WF 3 (Sarr, 2). **Steals:** CU 8 (Two, 2), WF 4 (Childress, 2).

Half (18)	Final	Half (30)	Final
FG%	.280 (7-25)	.237 (14-59)	
3FG%	.222 (2-9)	.136 (3-22)	
FT%	1.000 (2-2)	.750 (6-8)	

GAME 22

CLEMSON 65 Feb. 6, 2019 • Atlanta, Ga.
GEORGIA TECH 42 McCarrish Pavilion • 5,636

ATLANTA, Ga. — With a 65-42 victory margin over Georgia Tech, it marked the fewest points allowed in back-to-back Atlantic Coast Conference games in Clemson University men's basketball history (79 points).

The Tigers (14-8, 4-5 ACC) dominated the Yellow Jackets (11-12, 3-7 ACC) from the opening tip in the 23-point victory. It marked the Tigers' third-straight league victory and the first three-game win streak with each victory by double-digits since the 1974-75 season. The 23-point win was the fifth-largest margin of victory in an ACC game in Clemson history. Marquise Reed led the way offensively with 19 points on 9-for-16 shooting from the floor. Elijah Thomas picked up where he left off on the defensive side of things with five more blocks - giving him 12 over the last two outings. David Skara and Amir Simms both posted 13-point performances in the Tiger victory.

Clemson led by nine at the break but broke out with a hot-shooting second-half by posting a 62.5 percent clip from the floor (15-for-24) in the second stanza. The Yellow Jackets cut the Tiger lead to just eight at 41-33 with 12:10 remaining in the game. Immediately following a Clemson timeout, the Tigers imposed their will and executed a 17-5 run over the next nearly nine minutes to put the game out of reach.

Notes: Clemson won their third league game in a row ... it marked the first time that Clemson has won three-straight ACC games by double digits since the 1974-75 season ... the 23-point victory margin was the fifth-largest in an ACC road game in Clemson history ... combined with allowing just 37 points to Wake Forest on Feb. 3, after allowing 42 to Georgia Tech, it marks the fewest points allowed in back-to-back league games in Clemson history ... Clemson has now won seven games in a row in the series with Georgia Tech and earned the program's 26th road victory at Georgia Tech ... in three of the last four halves of basketball the Tigers have held its opponent to 20 points or less ... Brad Brownell improves to 16-4 overall against Georgia Tech ... the win was the 163rd career victory for Brownell at Clemson - leaving him just 14 shy of tying Cliff Ellis for the most all-time ... the win signified the 44th time Clemson has held its opponent to 50 points or less under Brownell and the second time in as many games ... the Tigers are 42-2 in those contests, including having won their last 23 in a row ... Elijah Thomas swatted five more shots against Georgia Tech - giving him 12 blocks in the last two games and 151 (0th all time) for his Clemson career ... he is averaging 1.86 blocks per game in his Clemson career ... tying him with Trevor Booker (2006-10) for fifth all-time in program history ... Thomas corralled six more rebounds to give him 544 for his Clemson career - leaving him 60 rebounds shy of tying Horace Wyatt (1978-82) for 25th on Clemson's all-time list ... Marquise Reed turned in his 59th double-digit scoring game at Clemson - leaving him 11 shy of tying Larry Nance (1977-80) and Butch Zatezalo (1976-70) for 16th all-time ... with his 19-point effort, Reed now has 1,244 points in his Clemson career - good for 22nd all-time in program history ... Reed came away with three steals against Georgia Tech and is now tied for 15th all-time in program history with Bobby Conrad (1976-80) with 141 career steals ... his 1.62 steals per game in his Clemson career ties him with Derrick Forest (1988-90) for fifth all time.

CLEMSON								65	GEORGIA TECH								42
Player	fg	3fg	ft	r	tp	a	min	Player	fg	3fg	ft	r	tp	a	min		
Thomas - f	3-5	0-0	1-2	6	7	2	17	Moore - f	0-2	0-1	2-2	2	2	1	17		
Skara - f	5-9	1-3	2-2	8	13	4	35	Gueye - f	3-8	0-0	1-2	2	7	1	22		
Simms - f	5-9	2-4	1-2	5	13	3	31	Banks - c	3-9	0-0	7-10	8	13	0	31		
Reed - g	9-16	0-4	1-4	3	19	2	37	Devoe - g	2-5	2-4	0-0	1	6	1	34		
Mitchell - g	3-7	2-4	0-0	5	8	2	33	Alvarado - g	1-10	1-2	0-0	4	3	4	28		
White	1-7	0-0	0-0	4	2	0	14	Cole	0-2	0-2	0-0	1	0	1	13		
Trapp	1-1	1-1	0-0	2	3	2	18	Haywood	0-1	0-1	0-0	4	0	0	25		
Tyson	0-0	0-0	0-0	0	0	1	5	Alston	4-6	1-2	2-2	2	11	0	22		
Jemison	0-0	0-0	0-0	1	0	0	4	Sjölund	0-0	0-0	0-0	0	0	0	4		
Newman III	0-0	0-0	0-0	0	0	1	5	Phillips	0-0	0-0	0-0	0	0	0	2		
Davis	0-0	0-0	0-0	0	0	0	1	Wright	0-0	0-0	0-0	0	0	0	2		
Fox	0-1	0-1	0-0	0	0	0	1	TEAM				0					
TEAM				5				Totals	13-43	4-12	12-16	24	42	8	200		
Totals	27-55	6-17	5-10	39	65	17	200										

Fouls: CU 15 (White, 5), GT 11 (Gueye, 4). **Turnovers:** CU 12 (Two, 3), GT 16 (Four, 3). **Blocks:** CU 7 (Thomas, 5), GT 8 (Banks III, 7). **Steals:** CU 7 (Reed, 3), GT 6 (Two, 2).

Half (33)	Final	Half (24)	Final
FG%	.387 (12-31)	.491 (27-55)	
3FG%	.364 (4-11)	.353 (6-17)	
FT%	.500 (5-10)	.500 (5-10)	

GAME 23

VIRGINIA TECH 51 Feb. 9, 2019 • Clemson, S.C.
CLEMSON 59 Littlejohn Coliseum • 9,000

CLEMSON, S.C. — Behind 22 points and a career-high five 3-pointers from graduate senior guard Shelton Mitchell, Clemson University men's basketball gritted out a win over No. 11/10 Virginia Tech - holding them to just 28.3 percent shooting from the field in a 59-51 victory.

The Tigers (15-8, 5-5 ACC) held the No. 1-ranked field goal percentage team in the ACC and No. 40 overall in the country to a dismal 28.3 percent shooting, including just 28.3 percent from long range. The 28.3 percent shooting was the lowest of the season for Virginia Tech. Mitchell with his 22 points - 18 of which came in the opening stanza. Marquise Reed hit two big 3-pointers and finished 7-for-7 at the charity stripe. Elijah Thomas tied his career-high with seven blocked shots - giving the big man 19 blocks in his last three games. Clemson engineered a 14-0 run in the early going, including 12-straight points from Mitchell to race out to a nine-point advantage and never looked back as the Tigers led the Hokies (18-5, 7-4 ACC) for 35:43 of game play.

After taking a four-point lead into the break, the Tigers were able to fend off the Hokies at every turn. Virginia Tech closed to within three points on five occasions in the second half, including to just one at 41-40. With that narrow one-point advantage following a Kerry Blackshear Jr. jumper, Clemson received huge shots - both 3-pointers - from Reed and freshman forward Hunter Tyson to push the lead back to seven. The lead closed to three again at 47-44 and Reed yet again hit another big three. The next trip down the floor following a missed shot, David Skara hit a tough step-back three to tie the Clemson for its largest lead of the game at nine and the Tigers were able to close out the eight-point victory. Skara finished with three points, but it was his defense that mattered most on Saturday. Skara held the Hokies' leading scorer, Nickell Alexander-Walker, to just 3-for-14 shooting from the floor.

Notes: Clemson won its fourth league game in a row ... with the win the Tigers improved to 26-3 (.897) at Littlejohn in its last 29 games ... also with the win head coach Brad Brownell won his 164th game at Clemson - leaving him 13 shy of tying Cliff Ellis for the most in school history ... the win snapped a four-game losing streak to Virginia Tech and earned the program's 16th victory all-time against the Hokies ... with four steals in the contest, Marquise Reed improved from 15th to 13th on the all-time list at Clemson ... Reed now has 145 steals as a Tiger ... he stands alone in fifth all-time with 1.65 steals per contest ... with 15 points it marked Reed's 60th double-digit scoring game of his career - just 10 shy of tying Butch Zatezalo (1967-70) and Larry Nance (1977-81) for 16th all-time at Clemson ... Elijah Thomas tied his career-high of seven blocked shots today ... he has blocked 19 shots over the last three contests ... Thomas now has 158 blocks in his Clemson career - 19 shy of tying Sharrod Ford (2001-05) for ninth on the all-time list ... Thomas also jumped to fourth all-time in Clemson history with 1.38 blocks per game in his career. Thomas led the Tigers with nine rebounds and now has 563 in his Clemson career ... Thomas is 41 rebounds shy of tying Horace Wyatt (1978-82) for 25th on the all-time list ... Hunter Tyson tied his career-high with two made field goals ... Shelton Mitchell notched a new career-high with five made 3-pointers ... Mitchell posted his eighth 20-point game of his career ... Mitchell's 22 points ties a season high ... the Hokies 28.3 percent shooting from the field was their lowest of the season.

VIRGINIA TECH							51	CLEMSON							59
Player	fg	3fg	ft	r	tp	a	min	Player	fg	3fg	ft	r	tp	a	min
Blackshear Jr. - f	5-8	1-1	6-6	7	17	1	26	Thomas - f	3-5	0-0	0-2	9	6	2	25
Bede - g	0-7	0-2	0-0	0	0	3	39	Skara - f	1-6	1-5	0-1	1	3	3	37
Alexander-Walker - g	3-14	1-5	6-7	6	13	0	38	Simms - f	3-5	2-4	0-0	3	8	1	25
Hill - g	3-11	0-3	2-2	3	8	1	37	Reed - f	3-10	2-5	7-7	5	15	4	36
Outlaw - g	3-5	2-4	2-2	8	10	3	38	Mitchell - g	7-14	5-9	3-3	5	22	3	40
Wilkins	0-5	0-1	0-0	3	0	0	14	Trapp	0-2	0-2	0-0	3	0	0	11
Kabongo	1-3	1-3	0-0	0	3	0	8	Tyson	2-3	1-2	0-0	1	5	0	11
TEAM				4				Newman III	0-1	0-1	0-0	0	0	0	8
Totals	15-53	5-19	16-17	37	51	8	200	White	0-0	0-0	0-0	1	0	0	7
								TEAM				3			
								Totals	19-46	11-28	10-13	31	59	13	200

Fouls: CU 18 (Two, 4), VT 17 (Two, 5). **Turnovers:** CU 12 (Reed, 5), VT 11 (Alexander-Walker, 5). **Blocks:** CU 12 (Thomas, 7), VT 1 (Blackshear, 1). **Steals:** CU 6 (Reed, 4), VT 9 (Bede, 4).

Half (29)	Final	Half (33)	Final
FG%	.323 (10-31)	.283 (15-53)	
3FG%	.250 (3-12)	.263 (5-19)	
FT%	1.000 (6-6)	.941 (16-17)	

2018-19 BOXSCORES

GAME 24

CLEMSON MIAMI

64 Feb. 13, 2019 • Coral Gables, Fla.
65 Watsco Center • 6,338

CORAL GABLES, Fla. — Clemson University men's basketball overcame a 10-point deficit in the second-half and held a one-point advantage but were beaten at the buzzer to fall by one at Miami.

The Tigers (15-9, 5-6 ACC) were led by three double-digit scorers, including Marquise Reed's team-high 19 points. Reed finished a perfect 9-for-9 at the foul line. Elijah Thomas finished with 16, while Shelton Mitchell posted 15 in the loss. Thomas grabbed a game-high nine rebounds. Clemson held a two-point advantage at halftime and took a three-point lead with 17:13 left in the second half following an Amir Simms 3-pointer. Up by three, the Hurricanes (11-13, 3-9 ACC) then engineered a 13-0 run to take a game-high 10-point lead.

The Tigers clawed back and finished off an 8-2 run with two free throws from Reed to take a 64-63 lead with 1:11 left in regulation. Miami's Zach Johnson got a highly contested shot to drop with 0.4 seconds remaining to clinch the win for the Hurricanes. He was 1-for-8 from the floor prior to that shot.

Notes: With 15 points Shelton Mitchell surpassed the 1,000-point mark of his Clemson career (1,001) and now stands 41st in scoring in Clemson history ... Elijah Thomas now has 159 blocks in his Clemson career – 18 shy of tying Sharrod Ford (2001-05) for ninth on the all-time list ... Thomas grabbed nine more rebounds and now has 572 for his Clemson career – just 32 shy of tying Horace Wyatt (1978-82) for 25th all-time ... Marquise Reed tallied another steal and now has 146 in his Clemson career – five shy of tying Andre Bovain (1990-94) for 12th on the all-time list ... Reed's 19 points give him 1,278 for his Clemson career – 30 shy of tying Sharone Wright (1991-94) for 21st on the all-time scoring list ... it marked Reed's 61st double-digit scoring game at Clemson – leaving him nine shy of tying Butch Zatezalo (1967-70) and Larry Nance (1977-81) for 16th all-time in program history ... after finishing 9-for-9 at the free throw line, Reed has now made 16 straight free throws – a season-high for a Clemson player this year.

CLEMSON							64
Player	fg	3fg	ft	r	tp	a	min
Thomas - f	7-11	0-0	2-2	9	16	1	35
Skara - f	0-3	0-2	0-0	4	0	1	34
Simms - f	2-5	1-4	0-0	5	5	1	19
Reed - g	5-17	0-3	9-9	4	19	0	27
Mitchell - g	5-11	1-5	4-4	5	15	2	38
White	0-0	0-0	0-0	3	0	0	5
Trapp	4-4	1-1	0-0	4	9	1	25
Tyson	0-4	0-4	0-0	0	0	2	15
Newman III	0-0	0-0	0-0	0	0	0	3
TEAM	4						
Totals	23-55	3-19	15-15	38	64	8	200

MIAMI							65
Player	fg	3fg	ft	r	tp	a	min
Izundu - c	0-2	0-0	3-4	7	3	2	21
Lykes - g	8-17	3-5	2-3	4	21	2	38
Vasiljevic - g	7-13	5-10	3-3	3	22	2	37
Lawrence - g	3-11	1-4	0-0	8	7	0	35
Johnson - g	2-9	0-5	2-3	1	6	3	33
Waardenburg	1-2	1-1	3-4	2	6	1	30
Mack	0-0	0-0	0-0	1	0	0	5
TEAM	3						
TOTALS	21-54	10-25	13-17	29	65	9	200

Fouls: CU 17 (Two, 4), MIA 16 (Johnson, 4). **Turnovers:** CU 11 (Five, 2), MIA 7 (Lawrence, 4). **Blocks:** CU 2 (Two, 1), MIA 4 (Lawrence, 2). **Steals:** CU 5 (Five, 1), MIA 3 (Three, 1).

	Half (26)	Final		Half (24)	Final
FG%	.367 (11-30)	.418 (23-55)	FG%	.250 (7-28)	.389 (21-54)
3FG%	.000 (0-11)	.158 (3-19)	3FG%	.200 (2-10)	.400 (10-25)
FT%	1.000 (4-4)	1.000 (15-15)	FT%	.667 (8-12)	.765 (13-17)

GAME 25

CLEMSON No. 16 LOUISVILLE

55 Feb. 16, 2019 • Louisville, KY.
56 KFC Yum! Center • 16,043

LOUISVILLE, Ky. — Down by seven points with 17 seconds left in the game, Clemson University men's basketball got consecutive threes from Marquise Reed to cut the deficit to just one. Reed stole the subsequent inbounds pass but had the game-winning shot attempt blocked and Clemson fell to No. 16/20 Louisville by one, 55-56.

The Tigers (15-10, 5-7 ACC) held a four-point advantage heading into halftime with a 23-19 lead over the Cardinals (18-8, 9-4 ACC). It marked the fourth time in the last 10 halves that the Tigers have held its opponent to less than 20 points in a half. Clemson took a game-high seven-point lead toward the beginning of the second half following a David Skara bucket in the paint. With a 39-37 lead, Louisville went on an 8-0 run to push out in front. The Tigers cut it to just one at 48-47, but weren't able to completely get over the hump and in the end, despite the ferocious comeback bid, fell by one to the Cardinals.

Notes: Marquise Reed finished with 13 points and 12 rebounds ... it marked Reed's fifth career double-double ... Reed's 13 points give him 1,291 for his Clemson career – 17 shy of tying Sharone Wright (1991-94) for 21st on the all-time scoring list ... it marked Reed's 62nd double-digit scoring game at Clemson – leaving him eight shy of tying Butch Zatezalo (1967-70) and Larry Nance (1977-81) for 16th all-time in program history ... Reed tallied two steals and now has 148 in his Clemson career – three shy of tying Andre Bovain (1990-94) for 12th on the all-time list ... Reed tied his career-high with three offensive rebounds ... it's the fourth time in his career that he has grabbed double-digit rebounds and the second-highest total of his career (13) ... Elijah Thomas now has 160 blocks in his Clemson career – 17 shy of tying Sharrod Ford (2001-05) for ninth on the all-time list ... Thomas grabbed seven more rebounds and now has 579 for his Clemson career – just 25 shy of tying Horace Wyatt (1978-82) for 25th all-time ... Clyde Trapp has made his last seven shots (4-for-4 against Miami; 3-for-3 against Louisville) and that marks the most consecutive made field goals for a Tiger this season ... Clemson has now held an opponent to less than 20 points in a half four times in the last 10 halves ... Clemson held Louisville to its lowest field goal percentage of the season (.352) ... Trey Jemison played a career-high 12 minutes (doubling his previous high of six minutes) ... Jemison picked up his fourth block of the season.

CLEMSON							55
Player	fg	3fg	ft	r	tp	a	min
Thomas - f	6-12	0-0	3-5	7	15	2	21
Skara - f	2-2	0-0	0-0	2	4	0	23
Simms - f	1-5	0-2	0-0	9	2	1	32
Reed - g	5-18	3-5	0-0	12	13	2	39
Mitchell - g	4-13	2-5	2-2	2	12	1	35
Trapp	3-3	1-1	0-0	4	7	2	25
Jemison	0-2	0-0	0-0	1	0	0	12
Newman III	1-2	0-0	0-0	2	2	0	10
Tyson	0-0	0-0	0-0	0	0	0	0+
White	0-0	0-0	0-0	0	0	0	3
TEAM				3			
Totals	22-57	6-13	5-7	42	55	8	200

LOUISVILLE							56
Player	fg	3fg	ft	r	tp	a	min
Williams - f	1-4	0-1	2-2	7	4	0	18
Sutton - f	2-9	0-2	0-0	2	4	0	34
Nwora - f	4-13	0-5	3-3	4	11	0	31
Cunningham - g	6-11	2-3	4-5	2	18	5	38
Fore - g	1-3	0-1	0-0	1	2	0	18
Enoch	1-7	1-2	3-4	8	6	0	22
McMahon	1-3	1-2	0-0	1	3	3	20
Perry	3-4	2-3	0-0	2	8	0	16
King	0-0	0-0	0-0	1	8	0	2
TEAM				1			
Totals	19-54	6-19	12-14	29	56	8	200

Fouls: CU 17 (Skara, 5), LOU 12 (Nwora, 4). **Turnovers:** CU 19 (Thomas, 5), LOU 12 (Nwora, 6). **Blocks:** CU 2 (Two, 1), LOU 3 (Nwora, 2). **Steals:** CU 5 (Reed, 2), LOU 5 (Nwora, 3).

	Half (23)	Final		Half (19)	Final
FG%	.370 (10-27)	.386 (22-57)	FG%	.296 (8-27)	.352 (19-54)
3FG%	.333 (3-9)	.462 (6-13)	3FG%	.111 (1-9)	.316 (6-19)
FT%	.000 (0-0)	.714 (5-7)	FT%	1.000 (2-2)	.857 (12-14)

GAME 26

No. 16 FLORIDA STATE CLEMSON

77 Feb. 19, 2019 • Clemson, S.C.
64 Littlejohn Coliseum • 7,549

CLEMSON, S.C. — Clemson University men's basketball withstood a 17-2 run by Florida State in the closing moments of the first half and opening of the second period but could not fight back closer than seven points in its ultimate 13-point defeat. The Tigers (15-11, 5-8 ACC) clawed back from an 18-point second half deficit and found themselves within just seven points of the Seminoles (21-5, 9-4 ACC) with 8:09 to play, but couldn't push over the hump ... Marquise Reed led Clemson with 20 points, while Elijah Thomas (13), Shelton Mitchell (12) and David Skara (10) all contributed double-figures in the scoring column.

Mitchell finished with a game-high six assists and eclipsed the 300-career assist mark in his time at Clemson, while also tying his career-high with four steals. Thomas led the way with three blocks.

Notes: Marquise Reed turned in his 23rd 20-point game of his career ... he is now three such outings shy of tying Jim Sutherland (1964-67) for 10th all-time in program history ... it was Reed's 63rd double-digit scoring game – just seven such games shy of tying Butch Zatezalo (1967-70) and Larry Nance (1977-81) for 16th all-time ... Reed moved into 21st on the all-time scoring list passing Sharone Wright (1991-94 – 1,308 points) and now has 1,311 ... Reed's season-long free throw streak ended at 17 in a row ... Shelton Mitchell surpassed the 300-assist mark in his Clemson career (301) ... he now has 1,025 points and 301 assists ... he is 24 assists shy of becoming just the 13th player in Clemson history to amass at least 750 points and 325 assists ... he would be the ninth such player to post 1,000 points and 325 assists ... Mitchell tied his career-high with four steals ... Elijah Thomas swatted three more shots against Florida State ... Thomas now has 163 career blocks and still sits 10th all-time ... Thomas' career 1.92 blocks per game is fourth all-time ... with six more rebounds Thomas has 585 for his Clemson career – just 19 shy of tying Horace Wyatt (1978-82) for 25th on the all-time list.

FLORIDA STATE							77
Player	fg	3fg	ft	r	tp	a	min
Cofer - f	2-6	1-4	0-0	4	5	1	30
Koumadje - c	4-6	0-0	2-2	7	10	0	14
Mann - g	3-10	1-4	2-2	5	9	4	35
Forrest - g	5-8	0-0	4-6	8	14	3	27
Walker - g	2-5	1-2	4-6	1	9	2	29
Gray	1-2	0-0	0-0	2	2	2	9
Kabengele	9-13	1-1	0-1	11	19	0	26
Savoy	2-5	2-5	0-0	0	6	0	11
Nichols	1-5	1-2	0-0	2	3	0	13
Vassell	0-0	0-0	0-0	0	0	0	6
TEAM				3			
Totals	29-60	7-18	12-17	43	77	12	200

CLEMSON							64
Player	fg	3fg	ft	r	tp	a	min
Skara - f	4-5	1-1	1-2	3	10	0	37
Simms - f	2-5	1-4	1-4	5	7	2	23
Thomas - c	6-14	0-0	0-0	6	13	0	34
Reed - g	7-16	3-6	3-5	4	20	1	38
Mitchell - g	4-11	3-8	1-1	4	12	6	31
Trapp	0-8	0-3	2-4	1	2	2	20
Jemison	0-0	0-1	0-1	1	0	0	2
Newman III	0-0	0-0	0-0	1	0	0	3
Tyson	0-1	0-1	0-0	3	0	0	12
TEAM				2			
Totals	23-60	8-23	10-16	24	64	11	200

Fouls: CU 18 (Thomas, 5), FSU 21 (Walker, 4). **Turnovers:** CU 11 (Thomas, 4), FSU 12 (Four, 2). **Blocks:** CU 4 (Thomas, 3), FSU 4 (Two, 2). **Steals:** CU 5 (Mitchell, 4), FSU 4 (Four, 1).

	Half (38)	Final		Half (23)	Final
FG%	.485 (16-33)	.483 (29-60)	FG%	.300 (9-30)	.344 (23-60)
3FG%	.375 (3-8)	.389 (7-18)	3FG%	.250 (3-12)	.250 (8-23)
FT%	.750 (3-4)	.706 (12-17)	FT%	.500 (2-4)	.833 (10-16)

GAME 27

BOSTON COLLEGE CLEMSON

66 Feb. 23, 2019 • Clemson, S.C.
76 Littlejohn Coliseum • 7,810

CLEMSON, S.C. — Marquise Reed turned in a career-best 31 points on a career-high tying 11 made field goals, including nine Clemson University men's basketball's last 16 points in a 76-66 victory over Boston College on Saturday afternoon. The Tigers (16-11, 6-8 ACC) were led by Reed's 31 points – 17 coming in the first half. Reed also tied his career best with five steals on the afternoon, while tallying nine rebounds and a team-leading four assists.

Elijah Thomas created problems in the post for the Eagles (13-13, 4-10 ACC), finishing with 14 points, 10 rebounds, one block and one steal. Thomas' performance marked his seventh double-double of the season and the 18th of his career. Shelton Mitchell (13 points) and Amir Simms (10 points) represented the other Tigers' that reached double-figure scoring. Clemson took a four-point lead into the break after the opening stanza of play, 33-29. The Eagles came out in the second half and immediately took off on a 10-0 run, but the Tigers clawed their way back. Using a 13-5 run, the Tigers would re-take the lead 46-44 with 13:33 to play. Clemson built an eight-point advantage at 60-52, but Boston College erased that lead in just three minutes of game action. Tied at 60-60, the Tigers finished the game on a 16-6 run and got nine of those points from their leading scorer. Clemson scored 20 points off of 13 Eagle turnovers, while committing just 12 themselves and assisting on 15-of-its-27 made baskets.

Notes: Clemson improves to 27-4 (.871) at home since the beginning of the 2017-18 season ... it was the eighth-straight victory for the Tigers over the Eagles ... Clemson improves to 18-7 overall against Boston College and 9-1 at home ... head coach Brad Brownell wins his 165th career game at Clemson – 12 shy of tying Cliff Ellis (177) for the most-ever in program history ... it was coach Brownell's 332nd career victory ... it also was coach Brownell's 60th career home ACC victory ... Marquise Reed turned in his second career 30-point game and his 24th 20-point game of his career ... he is now just two such outings shy of tying Jim Sutherland (1964-67) for 10th all-time in program history ... it was just the eighth time a player under Brownell has gone for 30 or more points in a game – the second for Reed this season ... Reed's performance marked the 107th occurrence in Clemson history of a player scoring 30+ points ... it was Reed's 64th double-digit scoring game – just six such games shy of tying Butch Zatezalo (1967-70) and Larry Nance (1977-81) for 16th all-time ... Reed jumped into 16th on Clemson's all-time scoring list (1,342) ... Reed tied his career high with 11 made field goals ... Reed swiped a career-best tying five steals ... he now has 156 career steals – good for 12th on the all-time list ... his current career average of 1.70 steals per game stands third all-time in Clemson history ... Elijah Thomas posted his seventh double-double of the season and the 18th of his career ... the Tigers are 14-4 overall when Thomas records a double-double, including 6-1 this season ... Thomas eclipsed 900 career points in his Clemson career (907) ... Thomas now has 595 career rebounds – just nine shy of tying Horace Wyatt (1978-82) for 25th on the all-time list ... Thomas blocked one shot and now has 164 in his career and still sits 10th all-time – just 14 shy of tying Sharrod Ford (2001-05) for ninth ... Thomas' career 1.91 blocks per game is fourth all-time.

BOSTON COLLEGE							66
Player	fg	3fg	ft	r	tp	a	min
Jar. Hamilton - f	6-15	2-8	3-4	6	17	2	34
Popovic - f	6-9	0-1	0-0	4	12	3	38
Mitchell - f	2-4	0-1	3-4	4	7	0	38
Bowman - g	6-21	4-9	1-2	5	17	3	40
Jai. Hamilton - g	6-15	0-3	2-3	4	4	2	36
Herren	1-4	1-3	0-0	5	3	4	19
Reyes	3-3	0-0	0-1	3	6	0	9
Kraljevic	0-1	0-0	0-0	1	0	0	6
TEAM				1			
Totals	25-61	7-25	9-13	33	66	8	200

CLEMSON							76
Player	fg	3fg	ft	r	tp	a	min
Thomas - f	6-11	0-0	2-4	10	14	2	33
Skara - f	2-6	1-3	1-2	4	6	2	34
Simms - f	4-7	0-3	2-2	3	10	1	30
Reed - g	11-21	5-7	4-4	9	31	4	40
Mitchell - g	3-5	2-3	5-6	2	13	3	36
Trapp	1-2	0-1	0-0	1	2	2	14
Newman III	0-0	0-0	0-0	1	0	1	10
White	0-0	0-0	0-0	0	0	0	3
TEAM	2						
Totals	27-52	8-17	14-18	32	76	15	200

Fouls: CU 11 (Mitchell, 3), BC 16 (Popovic, 5). **Turnovers:** CU 12 (Thomas, 4), BC 13 (Three, 3). **Blocks:** CU 3 (Three, 1), BC 1 (Mitchell, 1). **Steals:** CU 8 (Reed, 5), BC 3 (Hamilton, 2).

	Half (29)	Final		Half (33)	Final
FG%	.481 (13-27)	.410 (25-61)	FG%	.538 (14-26)	.519 (27-52)
3FG%	.250 (2-8)	.280 (7-25)	3FG%	.625 (5-8)	.471 (8-17)
FT%	.500 (1-2)	.692 (9-13)	FT%	.000 (0-0)	.778 (14-18)

2018-19 BOXSCORES



GAME 28

CLEMSON
PITTSBURGH

62 Feb. 27, 2019 • Pittsburgh, Pa.
48 Petersen Events Center • 6,102

PITTSBURGH, Pa. — Clemson University men's basketball held Pittsburgh to just 16 first half points and 27.3 percent shooting en route to its convincing 62-48 victory Thursday this season that Clemson has held opponent to less than 50 total points — tied for the most in a season since the 2015-16 campaign. The Tigers (17-11, 7-8 ACC) got out to a lightning fast start from the floor — starting 7-for-10 from long range. Clemson held Pittsburgh to season-low 16 points in the first half. The 16 points was also the fewest allowed by the Tigers this season. Three Tigers posted double-figure scoring with Marquise Reed (game-high 14), Elijah Thomas (12) and Shelton Mitchell (10). One of the biggest contributors of the contest was freshman Hunter Tyson who poured in a season-high nine points on a season-best four 3-point field goals. Tyson also grabbed four rebounds.

Thomas filled up the stat sheet against the Panthers (12-16, 2-13 ACC). Aside from the 12 points, Thomas also grabbed a team-best eight rebounds, dished a career-high-tying five assists, blocked three shots and made a career-high-tying three steals. In the second half, the Tigers pushed its lead to a game-high 26 points at 44-18, but Pittsburgh would slowly close to within just 10 but the Tiger defense wouldn't let them any closer and held on for the 14-point victory.

Notes: Clemson won its second-straight game ... Clemson improved to 6-3 against Pittsburgh and extended its winning streak to six over the Panthers ... Clemson made at least 10 threes for the fifth time this season ... Clemson held Pitt to a season-low 12 made field goals and a season-low 27.3 percent shooting from the floor ... Clemson assisted on 18-of-22 made baskets ... head coach Brad Brownell won his 166th career game at Clemson — 11 shy of tying Cliff Ellis (177) for the most-ever in program history ... it was coach Brownell's 333rd career victory ... the Tigers held their fourth team to under 50 points and improved to 4-0 in those contests ... Clemson is now 43-2 combined in those games under Brownell (since 2010-11 season) ... Clemson has won its last 24 contests when they have held their opponent to less than 50 points ... Marquise Reed moved into 17th on the all-time scoring list (1,356) ... Reed posted his 65th double-digit scoring game of his Clemson career — just five shy of tying Butch Zatezalo (1967-70) and Larry Nance (1977-81) for 16th on the all-time list ... Reed tallied one steal and now has 157 for his career — good for 12th on the all-time list ... Elijah Thomas surpassed the 600-rebound mark of his Clemson career (603) — he is one shy of tying Horace Wyatt (1978-82) for 26th on the all-time list ... Thomas also has 919 career points as a Tiger ... Thomas tied his career-high with three steals ... Thomas tied his career-high with five assists ... Thomas blocked three more shots and now has 167 for his Clemson career — sitting 10th all-time — just 11 shy of Sharrod Ford (2001-05) for ninth ... Hunter Tyson set a new season-high with nine points and three made 3-point field goals ... John Newman recorded his first career blocked shot.

CLEMSON								62	PITTSBURGH								48
Player	fg	3fg	ft	r	tp	a	min		Player	fg	3fg	ft	r	tp	a	min	
Thomas - f	6-8	0-0	0-1	8	12	5	33		Brown - c	2-8	0-0	7-8	5	11	0	25	
Skara - f	3-8	1-4	2-2	5	9	3	34		Johnson - g	4-9	1-1	5-8	2	14	2	32	
Simms - f	1-2	1-2	0-0	3	3	1	15		McGowens - g	1-5	0-2	4-4	5	6	3	35	
Reed - g	4-13	2-6	4-4	7	14	3	40		Wilson-Frame - g	2-10	1-6	2-2	6	7	3	35	
Mitchell - g	3-9	2-6	2-2	2	10	4	33		Toney - g	2-5	0-2	1-3	3	5	1	26	
Trapp	0-1	0-1	0-0	3	0	1	15		Ellison - g	0-1	0-0	2-3	2	2	0	14	
Tyson	3-6	3-5	0-0	4	9	0	16		N'Dir	0-5	0-2	0-0	1	0	0	18	
Newman III	1-3	1-2	0-0	0	3	1	8		Davis	0-0	0-0	0-0	1	0	0	2	
White	1-2	0-0	0-0	0	2	0	6		Chukwuka	1-1	1-1	0-0	2	3	1	13	
TEAM				2					TEAM				7				
Totals	22-52	10-26	8-9	34	62	18	200		Totals	12-44	3-14	21-28	34	48	8	200	

Fouls: CU 23 (Three, 4), PITT 13 (Three, 3). **Turnovers:** CU 14 (Reed, 4), PITT 13 (Johnson, 8). **Blocks:** CU 6 (Thomas, 3), PITT 5 (Brown, 2). **Steals:** CU 6 (Thomas, 3), PITT 7 (McGowens, 3).

	Half (38)	Final		Half (16)	Final
FG%	.556 (15-27)	.423 (22-52)	FG%	.238 (5-21)	.273 (12-44)
3FG%	.571 (8-14)	.385 (10-26)	3FG%	.167 (1-6)	.214 (3-14)
FT%	.000 (0-0)	.889 (8-9)	FT%	.555 (5-9)	.750 (21-28)



GAME 29

No. 5 NORTH CAROLINA
CLEMSON

81 March 1, 2019 • Clemson, S.C.
79 Littlejohn Coliseum • 9,248

CLEMSON, S.C. — Clemson University men's basketball fought and clawed until the last play but could not get back over the hump against No. 5/ North Carolina in a narrow 81-79 decision on Saturday evening. The Tigers (17-12, 7-9 ACC) were held offensively by Marquise Reed who turned in his 25th 20-point game of his career. Reed scored 24 points and also tied his career-high with five steals in the contest.

Elijah Thomas posted his eighth double-double of the season and the 19th of his career with 14 points and 11 rebounds. Clyde Trapp (15 points) and Shelton Mitchell (10 points) also finished in double-figures for the Tigers. Off the bench for the Tigers, Javan White provided 10 solid minutes for Clemson. White scored four points and grabbed four rebounds — three on the offensive glass.

Toward the end of the first half, the Tigers held a 31-28 lead over the Tar Heels (24-5, 14-2 ACC), but North Carolina finished the half on an 11-4 run and took a 39-35 lead into the locker room. Clemson got down by as many as nine points in the second half (37-46) with 18:43 left in the game, but the Tigers were able to pry their way back into the lead. With the score tied at 48, the Tigers built a 54-48 lead but they couldn't ultimately sustain it. Down seven points again, this time with 1:04 left on the clock, the Tigers pulled to within one on two occasions but couldn't overcome.

Notes: Marquise Reed moved into 15th on the all-time scoring list (1,380) ... Reed turned in his 66th double-digit scoring game of his career — just four shy of tying Butch Zatezalo (1967-70) and Larry Nance (1977-81) for 16th on the all-time list ... Reed also posted his 25th 20-point outing of his career — just one shy of tying Jim Sutherland (1964-67) for 10th all time ... Reed tied his career mark for steals in a game with five ... he now has 160 in his career which is good for 11th in program history ... his 1.70 steals per game in a career is fifth all time ... Elijah Thomas notched his eighth double-double of the season and the 18th of his career ... with 614 career rebounds, Thomas enters the top-25 in program history and currently sits 22nd ... Thomas posted one block and now has 168 for his career — just nine shy of tying Sharrod Ford (2001-05) for ninth all time ... Thomas now has 933 points as a Tiger ... Javan White grabbed a season-high three offensive rebounds.

NORTH CAROLINA								81	CLEMSON								79
Player	fg	3fg	ft	r	tp	a	min	Player	fg	3fg	ft	r	tp	a	min		
Brooks - f	3-7	0-0	0-1	3	6	1	26	Thomas - f	5-8	0-0	4-8	11	14	3	27		
Maye - f	4-10	1-4	4-5	10	13	3	31	Skara - f	2-6	1-3	1-2	4	6	2	27		
White - g	9-16	6-11	4-6	6	28	5	36	Trapp - g	4-8	3-6	4-4	5	15	1	32		
Johnson - g	6-11	6-8	1-2	2	19	3	35	Reed - g	10-16	2-4	2-2	2	24	3	31		
Williams - g	3-8	0-5	3-5	6	9	3	37	Mitchell - g	2-9	1-4	6-6	5	11	3	34		
Woods	0-1	0-0	0-0	0	0	1	7	Tyson	1-4	1-4	0-0	1	3	1	18		
Savoy	0-1	0-1	0-0	1	0	0	1	Newman III	1-3	0-1	0-0	3	2	2	19		
Robinson	0-1	0-1	0-0	3	0	1	7	White	2-3	0-0	0-0	4	4	0	10		
Little	1-7	0-3	3-3	6	5	0	17	Jemison	0-0	0-0	0-0	0	0	0	2		
Manley	0-0	0-0	1-2	0	1	1	1	TEAM				1					
Huffman	0-1	0-0	0-0	1	0	1	2	Totals	27-57	8-22	17-22	36	79	15	200		
TEAM				1													

Fouls: CU 20 (Two, 4), UNC 17 (Three, 4). **Turnovers:** CU 11 (Mitchell, 5), UNC 14 (White, 5). **Blocks:** CU 4 (Four, 1), UNC 3 (Three, 1). **Steals:** CU 11 (Reed, 5), UNC 5 (White, 2).

	Half (39)	Final		Half (35)	Final
FG%	.353 (12-34)	.413 (26-63)	FG%	.433 (13-30)	.474 (27-57)
3FG%	.400 (8-20)	.394 (13-33)	3FG%	.385 (5-13)	.364 (8-22)
FT%	.700 (7-10)	.667 (16-24)	FT%	1.000 (4-4)	.773 (17-22)



GAME 30

CLEMSON
NOTRE DAME

64 March 7, 2019 • South Bend, Ind.
62 Carrier Dome • 28,670

SOUTH BEND, Ind. — Clemson University men's basketball gritted out a two-point victory on the road at Notre Dame with a 64-62 triumph on Wednesday night.

The Tigers (18-12, 8-9 ACC) were led by Marquise Reed who finished with a game-high 22 points on 8-for-13 shooting from the field. Reed also finished a perfect 6-for-6 from the foul line.

Elijah Thomas narrowly missed a double-double, finishing with 14 points and eight rebounds. Thomas also swatted a game-high four shots. Shelton Mitchell was the third Tiger in double-figures — finishing with 11 points.

The Tigers trailed Notre Dame (13-17, 3-14 ACC) by four, 58-54, with just under four minutes to play in regulation. A quick 4-0 run by Clemson knotted the score at 58-58, which was followed by a Reed jumper to give the Tigers a 60-59 lead with 55 seconds remaining. Reed then came up with his second steal of the contest, which led to a pair of made free throws by Reed to give Clemson a three-point advantage, 62-59.

The Tigers were able to fend off the Irish after a missed free throw by Nate Laszewski on his second attempt with three seconds on the clock. Clyde Trapp added one free throw at the other end to help seal a 64-62 victory.

Clemson returns to action in its regular season finale on Saturday, March 9 against Syracuse. It will also serve as Senior Day for the Tigers as they honor Marquise Reed, Shelton Mitchell, Elijah Thomas, David Skara and Lyles Davis.

CLEMSON								64	NOTRE DAME								62
Player	fg	3fg	ft	r	tp	a	min	Player	fg	3fg	ft	r	tp	a	min		
Thomas - f	5-10	0-0	4-6	8	14	1	22	Mooney - f	6-16	2-4	4-6	20	18	5	38		
Simms - f	1-7	0-2	1-1	6	3	0	14	Laszewski - f	1-5	0-4	1-2	4	3	0	20		
Trapp - g	1-3	0-1	1-2	5	3	1	29	Gibbs - g	4-14	2-8	4-4	2	14	0	40		
Reed - g	8-13	0-1	6-6	6	22	3	40	Nelligan - g	0-0	0-0	0-0	0	0	0	2		
Mitchell - g	4-7	2-4	1-2	1	11	0	36	Hubb - g	3-9	1-7	0-0	3	7	4	40		
Skara	3-8	1-3	0-1	2	7	4	29	Durham	2-3	0-0	4-4	2	8	1	20		
Tyson	0-1	0-1	0-0	0	0	0	4	Doherty	0-1	0-0	0-0	1	0	0	2		
Newman III	0-1	0-0	0-0	1	0	0	10	Goodwin	4-7	2-2	2-4	5	12	1	38		
White	2-4	0-0	0-0	2	0	0	12										
Jemison	0-0	0-0	0-0	1	0	0	3										
TEAM				2				TEAM				1					
Totals	24-54	3-12	13-18	34	64	9	200	Totals	20-55	7-25	15-20	38	62	12	200		

Fouls: CU 15 (Simms, 5), ND 14 (Three, 3). **Turnovers:** CU 9 (Thomas, 4), ND 9 (Prentiss, 5). **Blocks:** CU 5 (Thomas, 4), ND 2 (Two, 1). **Steals:** CU 4 (Two, 2), ND 5 (Prentiss, 2).

	Half (32)	Final		Half (32)	Final
FG%	.429 (12-28)	.444 (24-54)	FG%	.346 (9-26)	.364 (20-55)
3FG%	.333 (3-9)	.250 (3-12)	3FG%	.231 (3-13)	.280 (7-25)
FT%	1.000 (5-5)	.722 (13-18)	FT%	.917 (11-12)	.750 (15-20)



GAME 31

SYRACUSE
CLEMSON

55 March 9, 2019 • Clemson, S.C.
67 Littlejohn Colliseum • 8,620

CLEMSON, S.C. — Marquise Reed and Elijah Thomas both posted double-doubles in Clemson University men's basketball's 67-55 victory over Syracuse on the day the program, fans and University honored the team's senior class. The Tigers (19-12, 9-9 ACC) were paced offensively a 60-59 24 points — 20 of which came in the second half. Reed tallied his sixth career double-double with 10 rebounds in the contest and also tied his career-best with five steals on the defensive end of the floor. Thomas achieved his 20th career double-double with a 13-point, 11-rebound effort against the Orange (19-12, 10-8 ACC). Thomas also swatted three shots around the rim and came away with two steals.

Clemson went scoreless for the opening 5:14 of the game until Thomas connected on a layup inside the Syracuse zone defense. The Tigers got down by as many as 10 in the opening stanza with Syracuse holding a 23-13 advantage with 6:48 remaining in the half. The Tigers closed to within seven at the break and trailed 31-24. With 15:53 left in regulation and the Orange clutching to a five-point advantage at 38-33, the Tigers engineered a 14-0 run to jumped in front and lead by six with 10:32 left.

With a 40-38 advantage in the game, Clemson's four senior starters scored the last 27 points of the contest over the final 14 minutes of the game to help seal the double-digit victory on Senior Day. The 10-point deficit overcome for victory was the largest by the Tigers during the 2018-19 season. Shelton Mitchell reached double-figures with 10 points and four assists, while also contributing two steals. Amir Simms finished with eight points, seven rebounds and a career-high five assists. David Skara totaled five points, three rebounds and one assist and block.

The Tigers outbounded the Orange 45-30, including 18-6 on the offensive glass. Clemson assisted on 13-of-19 made field goals. Notes: Clemson improves to 19-12 overall and 9-9 in ACC play ... head coach Brad Brownell won his 168th game at Clemson — leaving him just nine shy of tying Cliff Ellis for the most in Clemson history ... the win was also coach Brownell's 100th win in Littlejohn Coliseum in his career ... the 10-point deficit overcome was the largest by the Tigers all season ... it was the 14th time that a coach Brownell team has overcome a deficit of 10 points or larger to win since 2010 ... Marquise Reed notched his fifth career double-double with 24 points and 10 rebounds ... it marked Reed's third double-double of the season ... Reed remains 15th in scoring with 1,426 points as a Tiger ... Reed now owns 1,955 career points ... Reed's season total of 544 points is now tied with Vince Yockel (1995-96) for the 16th-most points scored in a season in Clemson history ... Reed tallied double-digit rebounds for the fifth time in his career ... Reed tied his career-best with five steals ... Reed now has 167 steals in his Clemson career — cracking the top 10 in program history and is currently ninth ... Elijah Thomas notched his 20th double-double of his career and the ninth of the season ... the nine double-doubles in 2018-19 ties his mark from 2017-18 ... besides last year, nine double-doubles is the most in a season for a Clemson player since Trevor Booker (2006-10) in 2009-10 ... with 11 rebounds, Thomas now has 633 for his Clemson career and is now tied for 19th all-time with Ray Henderson (1999-03) ... Thomas blocked three more shots and now has 175 for his career at Clemson — just two shy of tying Sharrod Ford (2001-05) for ninth all time ... with 10 points, Shelton Mitchell is now 35th all-time in scoring at Clemson with 1,080 career points ... with four more assists, Mitchell now has 315 for his career ... Amir Simms set a new career-high with five assists.

SYRACUSE							55	CLEMSON							67
Player	fg	3fg	ft	r	tp	a	min	Player	fg	3fg	ft	r	tp	a	min
Brissett - f	4-7	2-2	5-5	7	15	3	40	Thomas - f	4-9	0-0	5-7	11	13	1	30
Hughes - f	0-2	0-2	0-0	4	0	0	11	Skara - f	2-5	0-1	1-1	3	5	0	31
Chukwu - c	1-2	0-0	0-0	2	2	2	16	Simms - f	3-8	1-4	1-2	7	8	5	33
Howard - g	1-6	1-4	0-0	3	3	1	25	Reed - g	7-17	2-7	8-8	10	24	2	40
Battle - g	3-11	1-3	3-6	3	10	1	35	Mitchell - g	2-10	1-7	5-6	3	10	4	33
Autry	0-0	0-0	0-0	0	0	0	0+	Trapp	0-4	0-3	0-0	2	0	1	25
Balandi	0-0	0-0	0-0	0	0	0	0+	Davis	0-1	0-1	0-0	0	0	0	0+
Paul	0-0	0-0	0-0	0	0	0	0+	Tyson	1-1	1-1	0-0	0	0	3	0
Dolejaz	3-5	0-1	0-0	2	6	4	26	Newman III	0-0	0-0	0-0	1	0	0	0+
Sidibe	3-6	0-0	2-3	4	8	4	22	White	0-1	0-0	4-6	3	4	0	6
Boenheim	3-9	2-7	3-3	2	11	1	25	Jemison	0-0	0-0	0-0	0	0	0	0+
Feldman	0-0	0-0	0-0	0	0	0	0+	TEAM				5			
TEAM				3				Totals	19-56	5-24	24-30	45	67	13	200
Totals	18-48	6-19	13-17	30	55	8	200								

Fouls: CU 14 (Thomas, 4), SU 21 (Howard, 5). **Turnovers:</**

2018-19 BOXSCORES

GAME 32

No. 9 CLEMSON 58 March 13, 2019 • Charlotte, N.C.
No. 8 NC STATE 59 ACCT • Spectrum Center • 19,117

Charlotte, N.C. — Clemson University men's basketball fell by one point to NC State on Wednesday in the second round of the ACC Tournament, 59-58.

The Tigers (19-13, 9-9 ACC) were led by graduate senior Marquise Reed's "Triple Leadership" of 16 points, 10 rebounds and six assists. It's the third time that Reed has accomplished that feat in his career and the second time this season. It marks the 26th overall in Clemson history.

Aamir Simms also finished in double-figures for the 12th time this season with 11 points.

Clemson's biggest lead came in the opening stanza when the Tigers led the Wolfpack by 18 points at 36-18.

With the Tiger lead trimmed all the way down in the second half, NC State overcame the deficit to lead by as many as four at 57-53.

The Tigers clawed back in front with a 5-0 run on a 3-pointer by Reed and a layup by Elijah Thomas.

In the waning seconds of regulation, the Wolfpack's Markell Johnson hit two free throws to give NC State the lead. A Reed shot at the buzzer fell off line as time expired.

CLEMSON							58	NC STATE							59
Player	fg	3fg	ft	r	tp	a	min	Player	fg	3fg	ft	r	tp	a	min
Thomas - f	4-7	0-0	0-0	2	8	1	18	Walker - f	2-3	0-0	2-2	4	6	0	18
Skara - f	3-7	1-5	0-0	4	7	0	34	Bryce - g	1-4	0-0	0-0	3	2	1	27
Simms - f	4-7	2-2	1-1	2	11	0	18	Johnson - g	8-17	4-9	3-3	2	23	4	34
Reed - g	5-18	4-7	2-2	10	16	6	39	Dorn - g	4-9	0-2	0-0	12	8	2	32
Mitchell - g	2-12	2-5	0-0	5	6	2	35	Beverly - g	2-6	0-4	0-1	0	4	1	36
Trapp	1-7	0-4	1-2	7	3	2	33	Funderburk	3-4	0-0	2-3	4	8	0	20
White	2-2	0-0	0-2	2	4	2	13	Hellems	1-4	1-2	0-0	1	3	1	10
Tyson	0-0	0-0	0-0	0	0	0	2	Daniels	2-9	1-4	0-0	1	5	1	20
Newman III	1-2	0-0	1-1	3	3	0	7	Harris	0-0	0-0	0-0	0	0	0	3
TEAM				7				TEAM				7			
Totals	22-62	9-23	5-8	42	58	13	200	Totals	23-56	6-21	7-9	34	59	10	200

Fouls: CU 15 (Thomas, 5), NCST 12 (Four, 2). **Turnovers:** CU 12 (Thomas, 6), NCST 8 (Two, 2). **Blocks:** CU 3 (Three, 1), NCST 3 (Three, 1). **Steals:** CU 3 (Skara, 2), NCST 4 (Four, 1).

Half (42)			Final			Half (26)			Final		
FG%	.516 (16-31)	.355 (22-62)	FG%	.355 (11-31)	.411 (23-56)	FG%	.355 (11-31)	.411 (23-56)	FG%	.355 (11-31)	.411 (23-56)
3FG%	.615 (8-13)	.391 (9-23)	3FG%	.100 (1-10)	.286 (6-21)	3FG%	.100 (1-10)	.286 (6-21)	3FG%	.100 (1-10)	.286 (6-21)
FT%	.400 (2-5)	.625 (5-8)	FT%	.600 (3-5)	.778 (7-9)	FT%	.600 (3-5)	.778 (7-9)	FT%	.600 (3-5)	.778 (7-9)

GAME 33

No. 7 WRIGHT STATE 69 March 19, 2019 • Clemson, S.C.
No. 2 CLEMSON 75 Littlejohn Coliseum • 1,718

CLEMSON, S.C. — Four Clemson University men's basketball players netted double-figures in a game for the 10th time this season, led by Marquise Reed's game-high 24 points, en route to a 75-69 victory over Wright State in the first round of the NIT.

Elijah Thomas, who eclipsed 1,000 points in his career, posted 17, including 12 in the second half. David Skara narrowly missed a double-double and posted 16 points and nine rebounds — including finishing 4-for-8 from beyond the arc. Clyde Trapp reached double-figures for the seventh time this season with 12 points. After racing out to a 16-2 lead in the opening minutes of the game, the contest settled in and both teams were knotted at 33-33 after the opening stanza. The Tigers (20-13) shot 52.2 percent from the field in the second half, including 57.1 percent from beyond the arc. Clemson hit 12-of-16 free throws to help seal the victory. Clemson found themselves down by six, 47-41 with 13:55 to go, and engineered a 14-3 run to take a 55-50 advantage over the Raiders (21-14). Late in the contest the Tigers were down 62-60 and put on another run, this time 8-2, to put themselves back in front and they were able to fend off the Raiders to advance to the second round of the NIT.

Notes: Clemson improves to 20-13 overall ... head coach Brad Brownell won his 169th game at Clemson — leaving him just eight shy of tying Cliff Ellis for the most in Clemson history ... Clemson improves to 14-4 in Littlejohn Coliseum this season ... Marquise Reed notched his 28th 20-point game of his career — tying him for eighth all-time with Horace Grant (1983-87) and Terrell McIntyre (1995-99) ... it was also Reed's 70th double-digit scoring game — tying him for 16th all-time with Butch Zatezalo (1967-70) and Larry Nance (1977-81) ... Reed now owns 1,456 career points at Clemson and stands 12th all-time in Clemson history ... for his career, Reed owns 1,995 points — just five shy of the 2,000-point club ... Reed now has 584 points this season — tying Jaron Blossomgame for the eighth-most in a single-season in Clemson history ... Elijah Thomas eclipsed the 1,000-point club for his career with 17 points tonight ... Thomas collected three blocks and now has 179 in his career at Clemson, which stands eighth all-time.

WRIGHT STATE69								CLEMSON75							
Player	fg	3fg	ft	r	tp	a	min	Player	fg	3fg	ft	r	tp	a	min
Love - f	7-12	0-0	0-2	9	14	0	30	Thomas - f	6-8	0-0	5-8	4	17	1	26
Ernsthausen - c	0-3	0-3	0-0	1	0	1	27	Skara - f	6-11	4-8	0-0	9	16	0	38
Hughes - g	4-8	2-4	2-2	5	12	3	30	Simms - f	0-4	0-1	0-0	4	0	2	27
Vest - g	0-2	0-0	0-0	1	0	1	12	Trapp - g	4-8	2-3	2-3	4	12	2	37
Gentry - g	5-11	3-7	0-0	7	13	1	35	Reed - g	9-19	1-3	5-7	4	24	4	38
Wampler	5-13	3-7	4-4	2	17	1	32	Davis	0-0	0-0	0-0	0	0	0	1
Potter	3-8	2-4	3-3	5	11	0	24	Tyson	0-3	0-1	0-0	1	0	0	6
Smith	1-2	0-0	0-0	0	2	0	10	Newman III	2-3	1-2	1-2	4	6	1	21
Manns	0-0	0-0	0-0	0	0	0	0+	White	0-0	0-0	0-0	1	0	0	3
TEAM				2				Jemison	0-0	0-0	0-0	0	0	0	3
Totals	25-59	10-25	9-11	32	69	7	200	TEAM				4			
								Totals	27-56	8-18	13-20	35	75	10	200

Fouls: CU 11 (Thomas, 4), WSU 13 (Love, 5). **Turnovers:** CU 12 (Reed, 3), WSU 9 (Two, 3). **Blocks:** CU 9 (Thomas, 3), WSU 1 (Hughes, 1). **Steals:** CU 6 (Simms, 2), WSU 5 (Two, 2).

Half (33)			Final			Half (33)			Final		
FG%	.481 (13-27)	.424 (25-59)	FG%	.452 (14-31)	.482 (27-56)	FG%	.452 (14-31)	.482 (27-56)	FG%	.452 (14-31)	.482 (27-56)
3FG%	.400 (4-10)	.400 (10-25)	3FG%	.364 (4-11)	.444 (8-18)	3FG%	.364 (4-11)	.444 (8-18)	3FG%	.364 (4-11)	.444 (8-18)
FT%	1.000 (3-3)	.818 (9-11)	FT%	.250 (1-4)	.650 (13-20)	FT%	.250 (1-4)	.650 (13-20)	FT%	.250 (1-4)	.650 (13-20)

GAME 34

No. 6 WICHITA STATE 63 March 24, 2019 • Clemson, S.C.
No. 2 CLEMSON 55 Littlejohn Coliseum • 3,266

CLEMSON, S.C. — Clemson University men's basketball's 2018-19 season came to a close in the second round of the NIT with a 63-55 loss to Wichita State on Sunday afternoon. The Tigers' (20-14) were led offensively by Marquise Reed's 18 points — which vaulted him past the 2,000-point mark of his illustrious career. He finishes his career with 1,484 points scored as a Tiger — 12th-most in Clemson history.

Reed also grabbed two rebounds and swiped three steals on the afternoon. His first rebound of the guy gave him 500 for his career. Elijah Thomas posted eight points and eight rebounds, while Aamir Simms added seven points and seven rebounds. Clemson trailed by just five after the opening stanza, but the Shockers (21-14) began the second half on a 7-0 run to open up its first double-digit lead of the game. The Tigers, down by as many as 13 points, closed to within four points on three occasions. Clemson utilized a full-court press in the second half and to its credit proved to be extremely effective in causing turnovers, but the Tigers could not capitalize enough in the second half.

Notes: Marquise Reed notched his 71st double-digit scoring game — tying him for 15th all-time with Butch Zatezalo (1967-70) ... Reed finishes with 1,484 career points at Clemson and stands 12th all-time in Clemson history ... for his career, Reed owns 2,013 points ... Reed finishes the season with 602 points — the seventh-most in program history and the seventh 600-point scorer in Tiger history ... Reed tallied three steals and finishes his career with 170 — ninth all-time ... his 66 steals this season are tied for the sixth-most in program history with Cliff Hammonds (2007-08) ... his 1.72 steals per game in his career ranks third all-time at Clemson ... his 2018-19 season average of 2.13 steals per contest is tied for fifth all-time with Vernon Hamilton (2004-05) ... Reed finishes as the program's all-time free throw shooter (85.9 percent) ... Reed's career scoring average of 15.0 per game ranks ninth all-time at Clemson, while his 2018-19 season average of 19.4 is 10th in program history ... Elijah Thomas finishes his Clemson career with 993 points, 649 rebounds and 181 blocks ... his 649 rebounds is tied for 18th all-time with Tommy Mahaffey (1959-62) ... his 181 blocks is eighth-best in program history ... Thomas' 1.95 career blocks per game is fourth all-time at Clemson ... Thomas' career field goal percentage of 58.5 percent is seventh-best in Clemson history ... Thomas' three steals against Wichita State tied a career high ... Aamir Simms tied a career-high with four offensive rebounds ... John Newman III tied a season-high with two steals.

WICHITA STATE							63	CLEMSON							55
Player	fg	3fg	ft	r	tp	a	min	Player	fg	3fg	ft	r	tp	a	min
McDuffie - f	5-12	3-9	3-6	2	16	1	38	Thomas - f	2-8	0-0	4-8	8	8	1	31
Echinique - g	7-8	2-3	2-2	2	18	0	21	Skara - f	1-5	1-3	4-4	6	7	1	34
Dennis - g	3-8	1-5	2-2	11	9	0	38	Simms - f	2-3	1-2	2-2	7	7	1	21
Burton - g	0-2	0-0	0-0	1	0	3	21	Trapp - g	1-8	0-3	4-5	4	6	1	34
Haynes-Jones - g	4-15	2-5	0-0	10	10	3	35	Reed - g	5-20	0-5	8-10	2	18	1	39
Torres	1-2	0-0	0-0	0	2	3	12	Davis	0-0	0-0	0-0	0	0	0	0+
Brown	0-0	0-0	0-0	0	0	0	2	Tyson	0-0	0-0	0-0	0	0	0	6
Stevenson	0-3	0-2	0-0	3	0	1	15	Newman III	2-7	0-1	0-0	0	4	1	27
Midgaard	3-4	0-0	0-0	3	6	0	14	White	2-2	0-0	1-2	1	5	0	7
PB-Chandler	1-1	0-0	0-0	3	2	0	4	Jemison	0-0	0-0	0-0	1	0	0	1
TEAM				3				TEAM				5			
Totals	24-55	8-24	7-10	38	63	11	200	Totals	15-53	2-14	23-31	34	55	6	200

Fouls: CU 14 (Two, 4), WSU 23 (Three, 4). **Turnovers:** CU 11 (Three, 3), WSU 17 (Burton, 5). **Blocks:** CU 6 (Skara, 3), WSU 6 (Dennis, 3). **Steals:** CU 10 (Two, 3), WSU 3 (Echinique, 3).

Half (29)			Final			Half (24)			Final		
FG%	.414 (12-29)	.436 (24-55)	FG%	.348 (8-23)	.283 (15-53)	FG%	.348 (8-23)	.283 (15-53)	FG%	.348 (8-23)	.283 (15-53)
3FG%	.357 (5-14)	.333 (8-24)	3FG%	.200 (1-5)	.143 (2-14)	3FG%	.200 (1-5)	.143 (2-14)	3FG%	.200 (1-5)	.143 (2-14)
FT%	.000 (0-2)	.700 (7-10)	FT%	.875 (7-8)	.742 (23-31)	FT%	.875 (7-8)	.742 (23-31)	FT%	.875 (7-8)	.742 (23-31)



HISTORY & RECORDS



DEMONTEZ STITT

A THIRD-TEAM ALL-ACC PERFORMER AS A SENIOR IN 2011, STITT IS THE ONLY TIGER TO START ON FOUR NCAA TOURNAMENT TEAMS. STITT PASSED AWAY SUDDENLY AT THE AGE OF 27 ON JULY 12, 2016. STITT WAS AWARDED HIS POSTHUMOUS DEGREE IN MAY 2018.

INDIVIDUAL RECORDS

MOST POINTS

Game		
Overall:	58	(29 FG, 0 FT) by James Erwin vs. Butler Guards, Feb. 9, 1912
	50	by J.W. Stribling vs. Erskine, Feb. 17, 1916
	46	(17 FG, 12 FT) by Bill Yarborough vs. South Carolina, Jan. 18, 1955
	46	(19 FG, 8 FT) by Butch Zatezalo vs. Wake Forest, Feb. 18, 1969
In Fike Fieldhouse:	46	(17 FG, 12 FT) by Bill Yarborough vs. South Carolina, Jan. 18, 1955
In Littlejohn Coliseum:	43	by Will Solomon vs. Virginia, Jan. 15, 2000
Away:	46	(19 FG, 8 FT) by Butch Zatezalo vs. Wake Forest, Feb. 18, 1969
At Neutral Site:	43	by Butch Zatezalo vs. NC State (at Charlotte, NC), Feb. 14, 1970
By a Freshman:	38	by Skip Wise vs. Pennsylvania, Nov. 30, 1974
By a Sophomore:	46	(17 FG, 12 FT) by Bill Yarborough vs. South Carolina, Jan. 18, 1955
By a Junior:	46	(19 FG, 8 FT) by Butch Zatezalo vs. Wake Forest, Feb. 18, 1969
By a Senior:	58	(29 FG, 0 FT) by James Erwin vs. Butler Guards, Feb. 9, 1912
vs. ACC Team:	46	(17 FG, 12 FT) by Bill Yarborough vs. South Carolina, Jan. 18, 1955
	46	(19 FG, 8 FT) by Butch Zatezalo vs. Wake Forest, Feb. 18, 1969
By a Non-Starter:	34	(9 FG, 8 3-Pt FG, 8 FT) by David Young vs. Wake Forest, Jan. 12, 1991
By a Guard:	46	(17 FG, 12 FT) by Bill Yarborough vs. South Carolina, Jan. 18, 1955
	46	(19 FG, 8 FT) by Butch Zatezalo vs. Wake Forest, Feb. 18, 1969
By a Center:	58	(29 FG, 0 FT) by James Erwin vs. Butler Guards, Feb. 9, 1912
By a Forward:	37	by Garry Helms vs. Georgia Tech, Feb. 22, 1966
In Season Opener:	34	by Bill Yarborough vs. Presbyterian, Dec. 1, 1955
Player's First Game:	33	by Van Gregg vs. Georgia Tech, Nov. 28, 1972
Day:	80	by James Erwin (scored 22 vs. Furman and 58 vs. Butler Guards), Feb. 9, 1912
Overtime:	12	\$by Terrence Oglesby vs. Florida State, Jan. 12, 2008
Season:	651	(247 FG, 157 FT) by Bill Yarborough, 1954-55
	651	(*256 FG, 138 FT) by Horace Grant, 1986-87
Career:	1,880	(*754 FG, 369 FT) by Elden Campbell, 1986-90
* - includes one three-point goal; \$ - double overtime game		

BEST SCORING AVERAGE

Season:	28.3	by Bill Yarborough, 1954-55 (651 points in 23 games)
Season/Non-Starter:	14.4	by Devin Gray, 1993-94
Career:	23.48	by Butch Zatezalo, 1967-70 (1,761 points in 75 games)

POINTS PER MINUTE

Game (Min. 15 Pts.):	3.00	(18 in 6 Min.) by Gabe DeVoe vs. NC State, March 3, 2015
Season*:	.661	(645 in 976 Min.) by Butch Zatezalo, 1968-69
Career:	.617	(1766 in 2864 Min.) by Butch Zatezalo, 1967-70
* - minutes played unavailable for 1954-55 when Bill Yarborough averaged 28.3 points per game. If he averaged 40 minutes a game, he would have a .713 figure.		

DOUBLE-FIGURE SCORING GAMES

Season:	32	by Terrell McIntyre, 1998-99 (35 games)
Every Game:	30-30	by Will Solomon, 1999-00
	24-24	by Butch Zatezalo, 1969-70
	23-23	by Bill Yarborough, 1954-55
Consecutive Games:	52	by Will Solomon (all 30 of 1999-2000 and first 22 of 2000-01)
Career:	97	by Elden Campbell, 1986-90
		by Greg Buckner, 1994-98
		by Terrell McIntyre, 1995-99
% of Games Played:	.933	(70-75) by Butch Zatezalo, 1967-70

20-POINT GAMES

Season:	22	by Bill Yarborough, 1954-55
% of Games Played:	.957	(22-23) by Bill Yarborough, 1954-55
Consecutive Games:	19	by Bill Yarborough (last three of 1953-54 and first 16 of 1954-55)
Career:	52	by Butch Zatezalo, 1967-70
% of Games Played:	.693	(52-75) by Butch Zatezalo, 1967-70
By a Freshman:	12	by Skip Wise, 1974-75


30-POINT GAMES

Season:	9	by Bill Yarborough, 1954-55
% of Games Played:	.391	(9-23) by Bill Yarborough, 1954-55
Consecutive:	2	by many players, many times

PRE-WORLD WAR II SCORING HIGHS


58.....	James Erwin vs. Butler Guards, Feb. 9, 1912
50.....	J.W. Stribling vs. Erskine, Feb. 17, 1916
31.....	Julian Robertson vs. Piedmont, Feb. 15, 1919
30.....	James Erwin vs. Wofford, Mar. 9, 1912
27.....	Banks McFadden vs. South Carolina, Feb. 19, 1938
25.....	James Erwin vs. Atlanta Agriculture, Jan. 31, 1914
25.....	Eddis Freeman vs. Presbyterian, Feb. 2, 1945
24.....	Dude Buchanan vs. The Citadel, Feb. 21, 1941
24.....	Marion Craig vs. Wake Forest, Jan. 12, 1943
22.....	James Erwin vs. Furman, Feb. 9, 1912
22.....	Caughman vs. Furman, Jan. 10, 1914
22.....	Alex Swails vs. Georgia Tech, Jan. 12, 1935
22.....	Alex Swails vs. Furman, Feb. 7, 1935
22.....	Banks McFadden vs. Presbyterian, Jan. 8, 1938
22.....	Banks McFadden vs. Furman, Jan. 12, 1940
22.....	Banks McFadden vs. The Citadel, Feb. 23, 1940
22.....	Dude Buchanan vs. North Carolina, Feb. 10, 1941
21.....	Ted Simons vs. Royal Athletic Club, Dec. 15, 1932
21.....	Banks McFadden vs. Wake Forest, Feb. 16, 1938
21.....	Banks McFadden vs. The Citadel, Feb. 20, 1939
21.....	Dude Buchanan vs. NC State, Jan. 13, 1940
21.....	Butch Butler vs. George Washington, Jan. 14, 1941
21.....	Marion Craig vs. Georgia Tech, Jan. 22, 1941
21.....	Marion Craig vs. Furman, Feb. 14, 1941
21.....	Marion Craig vs. Wake Forest, Jan. 14, 1942
21.....	Walt Sears vs. Furman, Feb. 10, 1942
21.....	Marion Craig vs. The Citadel, Feb. 24, 1943
21.....	Leonard Riddle vs. Presbyterian, Feb. 1, 1944
21.....	Whitey Graham vs. Wofford, Feb. 6, 1945
20.....	John Erwin vs. Furman, Feb. 9, 1912
20.....	Walter Colbert vs. Presbyterian College, Feb. 23, 1917
20.....	Alex Swails vs. Wofford, Jan. 15, 1935
20.....	Clyde Pennington vs. Presbyterian, Jan. 8, 1936
20.....	Clyde Pennington vs. South Carolina, Feb. 15, 1936
20.....	Banks McFadden vs. Wofford, Feb. 27, 1938
20.....	Banks McFadden vs. NC State, Jan. 19, 1940
20.....	Banks McFadden vs. South Carolina, Feb. 9, 1940

TERRELL MCINTYRE SET THE RECORD FOR DOUBLE-FIGURE SCORING GAMES WITH 32 AS A SENIOR IN 1998-99.



INDIVIDUAL RECORDS

K.C. RIVERS SET
CLEMSON'S CAREER
RECORD WITH 281
THREE-POINTERS
FROM 2005-09.



Career: 16 by Butch Zatezalo, 1967-70
% of Games Played: .213 (16-75) by Butch Zatezalo, 1967-70

40-POINT GAMES

Season: 2 by Bill Yarborough, 1954-55
Career: 2 by Bill Yarborough, 1952-57
by Butch Zatezalo, 1967-70
by Will Solomon, 1998-01

MOST FIELD GOALS

Game: 29 by James Erwin vs. Butler Guards, Feb. 9, 1912
19 by Butch Zatezalo at Wake Forest, Feb. 18, 1969
Consecutive Made: 16 by Greg Buckner 1994-95, (hit last vs. Appalachian State, 8-8 vs. The Citadel, 7-7 vs. Miami (Fla.))
Season: 256 (Att. 390) by Horace Grant, 1986-87
Career: 754 (Att. 1342) by Elden Campbell, 1986-90

MOST FIELD GOALS ATTEMPTED

Game: 42 (Made 13) by Bill Yarborough vs. NC State, Dec. 14, 1954
Season: 623 (Made 247) by Bill Yarborough, 1954-55
Career: 1,557 (Made 588) by Bill Yarborough, 1952-57

BEST FIELD GOAL PERCENTAGE

Game: 1.000 (9-9) by Tree Rollins vs. Boston College, Dec. 28, 1976
Game (Min. 10 Att.): .923 (12-13) by Larry Middleton vs. Rider, Dec. 1, 1985
(12-13) by Horace Grant vs. Georgia State, Nov. 28, 1986
(12-13) by Dale Davis vs. Georgia Tech, March 4, 1989
Season: .674 (174-258) by Harold Jamison, 1998-99 (Min. 100 made)
Career: .6088 (454-746) by Harold Jamison, 1995-99 (Min. 200 Made)

THREE-POINT FIELD GOALS

Game: 8 by David Young vs. Wake Forest, Jan. 12, 1991
by Chris Whitney at North Carolina, Feb. 17, 1993
by Terrell McIntyre at Florida State, Jan. 12, 1999
by Will Solomon vs. Virginia, Jan. 15, 2000
by Tony Stockman at North Carolina, Feb. 27, 2002
by K.C. Rivers at Virginia, Feb. 7, 2008
by Marcquise Reed at Virginia Tech, Feb. 21, 2018
Season: 99 by Terrell McIntyre, 1998-99
Season/Game: 3.17 by Will Solomon (95 in 30 games), 2000-01
Career: 281 by K.C. Rivers, 2005-09
Career/Game: 2.88 by Chris Whitney (167 in 58 games), 1991-93

THREE-POINT GOAL ATTEMPTS

Game: 20 by Marcquise Reed at Virginia Tech, Feb. 21, 2018
Season: 252 by Will Solomon, 2000-01
Season/Game: 8.4 by Will Solomon (252 in 30 games), 2000-01
Career: 729 by K.C. Rivers, 2005-09
Career/Game: 6.97 by Chris Whitney (404 in 58 games), 1991-93

THREE-POINT GOAL PERCENTAGE

Game: 1.000 by Marc Campbell (7-7) vs. Maryland, Feb. 19, 1983; vs. Virginia (7-7), Feb. 23, 1983
Season: .515 (70-136) by Michael Tait, 1986-87
Consecutive Made: 14 by Marc Campbell vs. Maryland, Feb. 19, 1983; vs. Virginia, Feb. 23, 1983 (17-9" distance)
10 by Michael Tait vs. S. Carolina, Feb. 7, 1987; vs. NC State, Feb. 11, 1987
Career: .515 (70-136) by Michael Tait, 1985-87 (Min. 50 Att.)

MOST FREE THROWS

Game: 17 (Att. 17) by Butch Zatezalo vs. Maryland, Jan. 17, 1968
Season: 189 (Att. 229) by Butch Zatezalo, 1968-69
Career: 501 (Att. 610) by Butch Zatezalo, 1967-70
Consecutive Made: 41 by Jim Brennan, 1961-62

MOST FREE THROWS ATTEMPTED

Game: 19 (Made 10) by Dale Davis vs. SC State, Dec. 17, 1990
19 (Made 8) by Chris Hobbs vs. Wake Forest, Feb. 13, 2002
Season: 229 (Made 189) by Butch Zatezalo, 1968-69
Career: 610 (Made 501) by Butch Zatezalo, 1967-70

BEST FREE THROW PERCENTAGE

Game: 1.000 12 times, the last being (10-10) by Shawan Robinson vs. NC State, Jan. 29, 2006 (Min. 10 made)
Season: 91.3 (84-92) by Shawan Robinson, 2005-06 (Min. 50 made)
Career: 85.9 (366-426) by Marcquise Reed, 2016-19 (Min. 100 made)

REBOUNDS

Game: 30 by Tommy Smith vs. Georgia, Feb. 21, 1955
Season: 395 by Dale Davis, 1989-90
Average: 13.6 by Ron Richardson, 1951-52
Career: 1,311 by Tree Rollins, 1973-77
Average: 11.9 by Tree Rollins, 1973-77

INDIVIDUAL RECORDS

MOST OFFENSIVE REBOUNDS

Game:	11	by Dale Davis vs. SC State, Dec. 17, 1990 by Harold Jamison vs. South Carolina, Dec. 17, 1997
Season:	166	by Dale Davis, 1989-90
Career:	485	by Dale Davis, 1987-91

MOST DOUBLE-DOUBLES

Season:	20	by Dale Davis, 1989-90
Career:	61	by Tree Rollins, 1973-77

ASSISTS

Game:	20	by Grayson Marshall vs. Maryland-Eastern Shore, Nov. 25, 1985
Season:	262	by Grayson Marshall, 1985-86
Average:	7.93 (238-30)	by Edward Scott, 2001-02
Career:	857	by Grayson Marshall, 1984-88
Average:	7.02 (857-122)	by Grayson Marshall, 1984-88

DOUBLE-FIGURE ASSIST GAMES

Season:	11	by Grayson Marshall, 1985-86
Career:	25	by Grayson Marshall, 1984-88

ASSISTS BY A POST PLAYER

Game:	9	by Trevor Booker vs. East Carolina, Dec. 16, 2009
Season:	95	by James Mays, 2006-07
Career:	224	by Trevor Booker, 2006-10

DOUBLE-DOUBLES WITH ASSISTS

Season:	5	by Derrick Johnson, 1976-77 by Edward Scott, 2001-02
Career:	8	by Edward Scott, 1999-2003

MOST FOULS

Season:	110	by Chris Hobbs, 2001-02
Career:	383	by Chris Hobbs, 2000-04

ASSIST-TURNOVER RATIO

Game:	11 to 0	by Grayson Marshall at NC State, Feb. 11, 1987
Season:	3.03 (118-39)	by Jordan Roper, 2015-16
Career:	2.47 (857-347)	by Grayson Marshall, 1984-88
By Non-Guard:	1.772	by Clarke Bynum, 1980-84

BLOCKED SHOTS

Game:	10	by Tree Rollins vs. Presbyterian, Dec. 13, 1975; vs. Duke, Feb. 23, 1977; vs. Jacksonville, Dec. 16, 1976 by Sharone Wright vs. UNC Greensboro, Dec. 12, 1992; vs. Maryland, Jan. 26, 1993
Season:	124	by Sharone Wright, 1992-93
Average:	4.25 (119-28)	by Tree Rollins, 1974-75
Career:	450	by Tree Rollins, 1973-77
Average:	4.09 (450-110)	by Tree Rollins, 1973-77

STEALS

Game:	7	by Stan Rome vs. Maryland, Jan. 19, 1977 by Devin Gray vs. The Citadel, Dec. 19, 1992 by Terrell McIntyre vs. Georgia Tech, March 1, 1998 by K.C. Rivers vs. Duke, Feb. 4, 2009 by Andre Young vs. Maryland, Jan. 31, 2010
Season:	83	by Vernon Hamilton, 2005-06
Average:	2.68 (83-31)	by Vernon Hamilton, 2005-06
Career:	271	by Vernon Hamilton, 2003-07
Average:	2.13 (271-127)	by Vernon Hamilton, 2003-07

MOST DUNKS

Game:	8	by Tree Rollins vs. Wake Forest, Jan. 15, 1977
Season:	62	by Harold Jamison, 1998-99
Career:	160	by Elden Campbell, 1986-90

MOST CHARGES TAKEN

(Since 1978-79)

Game:	4	by Marvin Dickerson vs. North Carolina, Jan. 27, 1979 by Bobby Conrad vs. North Carolina, Jan. 27, 1979 by Marc Campbell vs. Georgia Tech, Jan. 26, 1984
Season:	32	by Bobby Conrad, 1978-79
Career:	62	by Bobby Conrad, 1976-80

GAMES PLAYED

Season:	36	by Trevor Booker, 2006-07 by Vernon Hamilton, 2006-07 by Cliff Hammonds, 2006-07 by James Mays, 2006-07 by Sam Perry, 2006-07 by David Potter, 2006-07 by K.C. Rivers, 2006-07 by Raymond Sykes, 2006-07 by Rod Hall, 2013-14 by Damarcus Harrison, 2013-14 by K.J. McDaniels, 2013-14
Career:	134	by Cliff Hammonds, 2004-08 by K.C. Rivers, 2005-09 by Trevor Booker, 2006-10 by David Potter, 2006-10

GAMES STARTED

Season:	36	by Trevor Booker, 2006-07 by Vernon Hamilton, 2006-07 by Cliff Hammonds, 2006-07 by Rod Hall, 2013-14
Career:	134	by Trevor Booker, 2006-10
Consecutive Starts:	134	by Trevor Booker, 2006-10

MINUTES PLAYED


Game:	55	by Vincent Hamilton vs. Duke, Feb. 24, 1982
Season:	1,250	by Terrell McIntyre, 1998-99
Career:	4,285	by Cliff Hammonds, 2004-08

MINUTES PER GAME

Season:	39.04	by Butch Zatezalo, 1968-69
Career:	38.2	by Butch Zatezalo, 1967-70

MOST WINS

Season:	26	by Elden Campbell, 1989-90 by Marion Cash, 1989-90 by Dale Davis, 1989-90 by Derrick Forrest, 1989-90 by Kirkland Howling, 1989-90 by Sean Tyson, 1989-90 by David Young, 1989-90
Career:	93	by Trevor Booker, 2006-10 by David Potter, 2006-10
	91	by K.C. Rivers, 2005-09
	88	by Jerai Grant, 2007-11
	85	by Raymond Sykes, 2005-09 by Demontez Stitt, 2007-11



DALE DAVIS POSTED 20 DOUBLE-DOUBLES IN THE 1989-90 SEASON.



INDIVIDUAL GAME BESTS

CLEMSON INDIVIDUAL SCORING

#	Name	Site-Opponent	Date
58	James Erwin	N2-Butler Guards	2-9-1912
50	J.W. Stribling	H-Erskine	2-17-1916
46	Bill Yarborough	H-South Carolina	1-18-1955
46	Butch Zatezalo	A-Wake Forest	2-18-1969
43	Butch Zatezalo	N1-NC State	2-14-1970
43	Will Solomon	H-Virginia	1-15-2000
41	Will Solomon	H-Georgia Tech	1-24-2001
40	Bill Yarborough	H-Virginia	12-17-1954
39	Choppy Patterson	H-The Citadel	12-17-1960
38	Bill Yarborough	H-Duke	1-11-1956
38	Butch Zatezalo	H-Wake Forest	2-27-1969
38	Skip Wise	H-Pennsylvania	11-30-1974
37	Garry Helms	H-Georgia Tech	2-22-1966
37	Will Solomon	A-Penn State	12-1-1999
36	Bill Yarborough	H-Wake Forest	2-26-1955
36	Butch Zatezalo	H-Duke	1-20-1968
36	Edward Scott	H-Florida State	2-23-2002

N1 - Charlotte, N.C.; N2 - Greenville, S.C.

OPPONENT INDIVIDUAL SCORING

#	Name	Site-Opponent	Date
56	Darrell Floyd	A-Furman	2-24-1955
49	Pete Maravich	N1-Louisiana State	12-20-1969
45	George Glamack	A-North Carolina	2-10-1941
45	Buzz Wilkinson	A-Virginia	2-14-1955
45	Lennie Rosenbluth	H-North Carolina	1-14-1956
45	Lennie Rosenbluth	N2-North Carolina	3-7-1957
44	Grady Wallace	A-South Carolina	3-2-1957
43	Hawkeye Whitney	H-NC State	1-30-1979
42	Bob McCarthy	A-Virginia	2-13-1956
42	Tate Armstrong	A-Duke	2-24-1976

N1 - Charlotte, N.C.; N2 - Raleigh, N.C.

CLEMSON POINTS PER MINUTE

(Minimum 15 Points Scored since 1968-69)

Ratio	Pts-Min	Player	Site-Opponent	Date
3.00	18-6	Gabe DeVoe	H- NC State	3-3-2015
2.17	17-8	Anthony Jenkins	H-Wake Forest	2-16-1983
1.29	18-14	Shawan Robinson	H-Bethune-Cookman	11-18-2005
1.24	26-21	Elden Campbell	N2-Florida International	12-29-1987
1.20	30-25	Anthony Jenkins	H-Duke	3-2-1983
1.20	24-20	Horace Grant	H-Florida International	1-12-1987
1.20	24-20	K.C. Rivers	H-Western Carolina	12-23-2006
1.18	26-22	Stan Rome	H-Tennessee Tech	12-11-1976
1.18	26-22	Rayfield Ragland	H-Miami (Fla.)	12-20-1994
1.17	21-18	Cliff Hammonds	H-East Tennessee State	12-9-2005
1.16	43-37	Will Solomon	H-Virginia	1-15-2000
1.15	46-40	Butch Zatezalo	H-Wake Forest	2-18-1969
1.15	23-20	Marty Patterson	H-Duke	2-27-1974
1.15	23-20	Colon Abraham	H-Roanoke	2-26-1977

N1 - Charlotte, N.C.; N2 - Tampa, Fla.; Note: Anthony Jenkins has the record for 10 points or more with 11 points in two minutes (5.5) vs. Washington in Anchorage, Alaska, Nov. 28, 1983.

OPPONENT POINTS PER MINUTE

(Minimum 15 Points Scored)

Ratio	Pts-Min	Player	Site-Opponent	Date
1.40	56-40	Darrell Floyd	A-Furman	2-24-1955
1.37	41-30	Kenny Smith	H-North Carolina	1-28-1987
1.33	20-15	Jo Jo Hunter	A-Maryland	1-16-1978
1.29	27-21	Walter Davis	H-North Carolina	1-9-1974
1.26	29-23	Bob Verga	A-Duke	1-12-1965
1.228	43-34	Hawkeye Whitney	H-NC State	1-30-1979
1.225	49-40	Pete Maravich	H-Louisiana State	12-20-1969
1.19	19-16	B.J. Elder	H-Georgia Tech	2-6-2002
1.18	33-28	Pete Maravich	A-Louisiana State	1-24-1968
1.17	42-36	Tate Armstrong	A-Duke	2-25-1976
1.17	21-18	Kyle Julius	N1-Furman	12-29-1999

N1 - Greenville, S.C.

HIGHEST SCORING % OF TEAM'S POINTS - CLEMSON

%	Pts-Team	Player	Site-Opponent	Date
.744	58-78	James Erwin	N1-Butler Guards	2-9-1912
.548	46-84	Butch Zatezalo	A-Wake Forest	2-18-1969
.544	31-57	Jaron Blossomgame	H-Virginia	3-1-2016
.529	46-87	Bill Yarborough	H-South Carolina	1-18-1955
.524	33-63	Bill Yarborough	H-Maryland	1-8-1955
.518	29-56	Bill Yarborough	A-Presbyterian	2-1-1955
.514	36-70	Butch Zatezalo	H-Duke	2-20-1968
.512	43-84	Butch Zatezalo	N2-NC State	2-14-1970
.507	38-75	Skip Wise	H-Pennsylvania	11-30-1974

N1 - Greenville, S.C.; N2 - Charlotte, N.C.

HIGHEST SCORING % OF TEAM'S POINTS - OPPONENT

%	Pts-Team	Player	Site-Opponent	Date
.597	43-72	Hawkeye Whitney	H-NC State	1-30-1979
.592	45-76	George Glamack	A-North Carolina	2-10-1941
.556	45-81	Lennie Rosenbluth	N1-North Carolina	3-7-1957

.507	36-71	Mark Macon	H-Temple	1-19-1991
.494	39-79	Harold Deane	H-Virginia	1-10-1996
.492	30-61	Jason Stewart	H-Furman	12-16-1995
.488	20-41	Tim Duncan	H-Wake Forest	1-21-1996
.486	35-72	Rich Yunkus	A-Georgia Tech	1-6-1971
.483	28-58	Damous Anderson	H-Florida State	2-12-2000
.479	35-73	Vince Taylor	A-Duke	3-24-1982
.475	29-61	Lee Raker	A-Virginia	1-20-1979

N1 - Raleigh, N.C.

POINTS BY 2 PLAYERS - CLEMSON

Pts	Players	Site-Opponent	Date
74	Ja. Erwin 58, Jo. Erwin 16	N1-Butler Guards	2-9-1912
64	Zatezalo 46, Thomas 18	A-Wake Forest	2-18-1969
62	Helms 37, Gardner 25	H-Georgia Tech	2-22-1966
62	Ra. Mahaffey 34, Ri. Mahaffey 28	H-Virginia	1-14-1967
62	Ragland 32, Gray 30	A-Charleston Southern	12-1-1993
61	Yarborough 46, Holzschuh 15	H-South Carolina	1-18-1955
61	Yarborough 34, Holzschuh 27	H-Georgia	2-21-1955
61	Zatezalo 35, Yates 26	H-Virginia	2-24-1969
60	Scott 30, Stockman 30	H-Wake Forest	2-13-2002

N1 - Greenville, S.C.

POINTS BY 2 PLAYERS - OPPONENT

Pts	Players	Site-Opponent	Date
75	Floyd 56, Thomas 19	A-Furman	2-24-1955
71	Hemric 41, Davis 30	A-Wake Forest	2-4-1955
71	Wilkinson 45, McCarthy 26	A-Virginia	2-14-1955
70	Maravich 49, Hester 21	H-Louisiana State	12-20-1969
69	Wallace 44, Perizola 25	A-South Carolina	3-2-1957
67	Hansbrough 39, Ellington 28	A-North Carolina	2-10-2008
66	Hemric 37, Brooks 29	H-Wake Forest	2-19-1952
65	Jackson 36, Jacobson 29	N1-Minnesota	3-20-1997

N1 - NCAA Midwest Regional at San Antonio, Texas

CLEMSON INDIVIDUAL FIELD GOALS

#	(Att)	Name	Site-Opponent	Date
29	(NA)	James Erwin	N2-Butler Guards	2-9-1912
19	(38)	Butch Zatezalo	A-Wake Forest	2-18-1969
17	(NA)	Bill Yarborough	H-South Carolina	1-18-1955
17	(NA)	Choppy Patterson	H-The Citadel	12-17-1960
17	(31)	Skip Wise	H-Pennsylvania	11-30-1974
16	(20)	Garry Helms	H-Georgia Tech	2-22-1966
16	(28)	Butch Zatezalo	H-Virginia	2-24-1969
16	(32)	Butch Zatezalo	N1-NC State	2-14-1970

N1 - Charlotte, N.C.; N2 - Greenville, S.C.

OPPONENT INDIVIDUAL FIELD GOALS

#	(Att)	Name	Site-Opponent	Date
22	(NA)	Darrell Floyd	A-Furman	2-24-1955
22	(30)	Pete Maravich	N3-Louisiana State	12-20-1969
19	(31)	Lennie Rosenbluth	N1-North Carolina	3-7-1957
18	(NA)	Grady Wallace	A-South Carolina	3-2-1957
18	(29)	Tate Armstrong	A-Duke	2-25-1976
18	(31)	Hawkeye Whitney	H-NC State	1-30-1979
17	(NA)	Frank Selvy	A-Furman	1-12-1954
17	(22)	David Thompson	A-NC State	2-4-1973
17	(20)	Dick Miller	H-Niagara	1-3-1973
17	(25)	Albert King	N2-Maryland	2-29-1980
17	(23)	Frank Burnell	H-Stetson	11-28-1981

N1 - Raleigh, N.C.; N2 - Greensboro, N.C.; N3 - Charlotte, N.C.

CLEMSON INDIVIDUAL FIELD GOAL ATTEMPTS

FGA	FGM	Name	Site-Opponent	Date
42	13	Bill Yarborough	H-NC State	12-14-1955
38	19	Butch Zatezalo	A-Wake Forest	2-18-1969
37	11	Butch Zatezalo	H-Furman	1-4-1968
32	16	Butch Zatezalo	N1-NC State	2-14-1970
31	17	Skip Wise	H-Pennsylvania	11-30-1974
30	17	Choppy Patterson	H-The Citadel	12-17-1960
30	13	Jim Brennan	N2-Baylor	12-30-1963
30	11	Butch Zatezalo	H-South Carolina	1-6-1968
29	15	Choppy Patterson	A-Maryland	2-28-1961
29	10	Edward Scott	A-Wake Forest	3-1-2003

N1 - Charlotte, N.C.; N2 - El Paso, Texas

OPPONENT INDIVIDUAL FIELD GOAL ATTEMPTS

FGA	FGM	Name	Site-Opponent	Date
32	16	Alberto Baptiste	H-Rider	12-15-1979
32	10	Pete Maravich	H-Louisiana State	12-7-1968
31	18	Hawkeye Whitney	H-NC State	1-30-1979
31	11	Billy Cunningham	H-North Carolina	12-3-1963
30	22	Pete Maravich	N1-Louisiana State	12-20-1969
30	9	Walt Williams	H-Maryland	2-22-1992
29	18	Tate Armstrong	A-Duke	2-25-1976
29	14	Pete Maravich	A-Louisiana State	1-24-1968
28	14	Bob Verga	H-Duke	2-14-1967
28	11	Walt Williams	N1-Maryland	3-12-1992

N1 - Charlotte, N.C.

INDIVIDUAL GAME BESTS

CLEMSON INDIVIDUAL FIELD GOAL PERCENTAGE

(Min. 10 Attempts)

Pct	FG-FGA	Name	Site-Opponent	Date
.923	12-13	Larry Middleton	H-Rider	12-1-1985
.923	12-13	Horace Grant	H-Georgia State	11-28-1986
.923	12-13	Dale Davis	H-Georgia Tech	3-4-1989
.909	10-11	Stan Rome	H-Maryland	1-22-1975
.909	10-11	John Campbell	H-Furman	1-23-1980
.909	10-11	Elden Campbell	N1-Florida International	12-29-1987
.909	10-11	Devin Gray	A-Duke	1-27-1992
.909	10-11	Corey Wallace	H-Liberty	12-5-1992
.909	10-11	Sharone Wright	H-NC State	3-3-1993
.909	10-11	Elijah Thomas	H-Texas Southern	11-24-2017
.909	10-11	Elijah Thomas	H-Wake Forest	2-3-2019
.900	9-10	Chris Dodds	H-West Virginia Tech	12-16-1980
.900	9-10	Horace Grant	H-Florida International	1-12-1987
.900	9-10	Dale Davis	A-The Citadel	11-28-1989
.900	9-10	Andre Bovain	N2-Texas	12-28-1991
.900	9-10	Devin Gray	A-West Virginia	3-21-1994
.900	9-10	Sharone Wright	H-Appalachian State	1-24-1994

N1 - Tampa, Fla.; N2 - El Paso, Texas. Miscellaneous - Highest Perfect Game: 9-9 by Tree Rollins vs. Boston College at Milwaukee, Wis., 12-28-76; Best % (Min. 20 Att.): .800 (16-20) by Garry Helms vs. Georgia Tech at Clemson, S.C., 2-22-66; Best % (Min. 30 Att.): .567 (17-30) by Choppy Patterson vs. The Citadel, 12-17-60

OPPONENT INDIVIDUAL FIELD GOAL PERCENTAGE

(Min. 10 Attempts)

Pct.	FG-FGA	Name	Site-Opponent	Date
1.00	10-10	Mike Crenshaw	H-Georgia	12-5-1963
1.00	10-10	Matt Geiger	A-Georgia Tech	3-8-1992
.933	14-15	Keith Gatlin	H-Maryland	2-17-1985
.909	10-11	Rick Katherman	H-Duke	2-4-1970
.909	10-11	Vann Williford	H-NC State	2-1-1969
.909	10-11	Brent Kell	N1-Evansville	12-27-1993
.909	10-11	Kenny Holmes	A-South Carolina	2-6-1982
.900	9-10	Wally Walker	H-Virginia	1-25-1976
.900	9-10	Rick Carlisle	A-Virginia	1-22-1983

N1 - Honolulu, Hawaii.

3-POINT GOALS - CLEMSON

Made	Att	Name	Site-Opponent	Date
8	20	Marc Campbell	A-Virginia Tech	2-21-2018
8	12	Will Solomon	H-Virginia	1-15-2000
8	12	Tony Stockman	A-North Carolina	2-27-2002
8	11	Terrell McIntyre	A-Florida State	1-12-1999
8	11	K.C. Rivers	A-Virginia	2-7-2008
8	10	David Young	H-Wake Forest	1-12-1991
8	10	Chris Whitney	A-North Carolina	2-17-1993
7	16	Lou Richie	N1-Evansville	12-27-1993
7	13	Terrell McIntyre	H-Florida State	2-14-1999
7	13	Will Solomon	N2-North Carolina	3-9-2001
7	13	Tony Stockman	N3-Morris Brown	11-17-2001
7	11	Gabe DeVoe	H-Pittsburgh	2-8-2018
7	10	Jordan Roper	H-Florida State	1-2-2016
7	10	K.C. Rivers	A-Virginia Tech	1-29-2009
7	10	Chris Whitney	A-Maryland	1-25-1992
7	10	Chris Whitney	A-Georgia Tech	3-8-1992
7	9	Andre Young	H-Georgia Tech	1-21-2012
7	7	Marc Campbell	H-Virginia	2-23-1983
7	7	Marc Campbell	A-Maryland	2-19-1983

N1 - Honolulu, Hawaii; N2 - Atlanta, Ga.; N3 - Virgin Islands

3-POINT GOALS - OPPONENTS

Made	Att	Name	Site-Opponent	Date
11	17	Craig Dawson	H-Wake Forest	2-13-2002
8	15	Harold Deane	H-Virginia	1-10-1996
8	15	Rashod Johnson	N4-W. Michigan	3-13-1998
8	13	Mark Macon	H-Temple	1-19-1991
8	13	Rashad McCants	A-North Carolina	3-2-2004

8	11	Jeff McInnis	H-North Carolina	2-14-1996
8	11	Lamar Peters	N-Mississippi State	12-8-2018
7	14	Bernard Barrow	H-George Washington	12-22-1999
7	13	William Cook	N1-Appalachian State	12-10-1994
7	13	Jason Stewart	H-Furman	12-16-1995
7	12	Peca Arsic	N3-Delaware	11-29-1996
7	12	Darius Lane	H-Seton Hall	11-21-2000
7	13	Ian Chadwick	H-Wofford	11-21-1999
7	11	Ian Andersen	A-Charlotte	11-22-2008
7	11	Todd Billet	H-Virginia	1-18-2003
7	10	Shane Battier	H-Duke	3-1-2000
7	9	Shaun Fein	H-Georgia Tech	1-24-2001

N1 - Greensboro, N.C.; N2 - Miami, Fla.; N3 - San Juan, PR; N4 - Chicago, Ill.

3-POINT ATTEMPTS - CLEMSON

Att	Made	Name	Site-Opponent	Date
20	8	Marquise Reed	A-Virginia Tech	2-21-2018
16	7	Lou Richie	N2-Evansville	12-27-1993
16	5	Terrell McIntyre	N1-Florida State	3-4-1999
14	6	Tony Stockman	A-Florida State	1-24-2002
13	7	Terrell McIntyre	H-Florida State	2-14-1999
13	7	Will Solomon	N3-North Carolina	3-9-2001
13	7	Tony Stockman	N4-Morris Brown	11-17-2001
13	6	Tony Stockman	A-Maryland	1-20-2002
13	5	Terrence Oglesby	A-North Carolina	1-21-2009
13	4	Terrence Oglesby	H-Georgia Tech	1-25-2009
13	3	Terrell McIntyre	A-Virginia	2-21-1998

N1 - Charlotte, N.C.; N2 - Honolulu, Hawaii; N3 - Atlanta, Ga.; N4 - Virgin Islands

3-POINT ATTEMPTS - OPPONENTS

Att	Made	Name	Site-Opponent	Date
22	6	Walt Williams	H-Maryland	2-22-1992
17	11	Craig Dawson	H-Wake Forest	2-23-2002
17	4	Levell Sanders	A-Seton Hall	12-19-1997
15	8	Harold Deane	H-Virginia	1-10-1996
15	8	Rashod Johnson	N1-Western Michigan	3-13-1998
15	6	Curtis Staples	A-Virginia	2-21-1998
15	3	Tony Rutland	H-Wake Forest	1-21-1996
15	2	Dave Mooney	H-Coastal Carolina	12-12-1987

N1 - Chicago, Ill.

3-POINT PERCENTAGE - CLEMSON

(Min. 5 Made)

Pct.	Md-Att	Name	Site-Opponent	Date
1.000	7-7	Marc Campbell	A-Maryland	2-19-1983
1.000	7-7	Marc Campbell	H-Virginia	2-23-1983
1.000	5-5	Michael Tait	H-Virginia	1-31-1987
1.000	5-5	Corey Wallace	A-West Virginia	3-21-1994
1.000	5-5	Gabe DeVoe	H-Texas Southern	11-24-2017
.857	6-7	Michael Tait	N1-Wake Forest	1-10-1987
.857	6-7	Rayfield Ragland	A-Charleston Southern	12-1-1993
.857	6-7	Bruce Martin	A-Maryland	2-25-1995
.857	6-7	Andrius Jurkunas	A-NC State	2-27-2000
.857	6-7	Will Solomon	H-North Carolina	2-6-2000
.857	6-7	Shawan Robinson	H-Hampton	11-19-2004
.857	6-7	Terrence Oglesby	A-East Carolina	12-5-2007
.833	5-6	Marc Campbell	A-Duke	1-29-1983
.833	5-6	Anthony Jenkins	H-Wake Forest	2-16-1983
.833	5-6	Michael Brown	H-North Carolina	1-28-1987
.833	5-6	Michael Tait	H-Winthrop	1-26-1987
.833	5-6	Andrius Jurkunas	A-Miami (Fla.)	12-23-1995
.833	5-6	Tony Christie	H-Virginia	1-20-1998
.833	5-6	Edward Scott	H-Florida State	2-23-2002
.833	5-6	Shawan Robinson	H-North Carolina	1-31-2004
.833	5-6	Troy Mathis	N2-Puerto Rico-Mayaguez	12-19-2005
.833	5-6	Cliff Hammonds	H-Boston College	1-20-2007
.833	5-6	David Potter	A-Liberty	11-17-2009
.833	5-6	Jordan Roper	H-Virginia Tech	2-14-2015

Consecutive Made: 14 by Marc Campbell vs. Maryland, Virginia, 1982-83; 10 by Michael Tait vs. South Carolina, NC State, 1986-87


N1 - Greensboro, N.C.; N2 - San Juan, Puerto Rico

3-POINT GOAL PERCENTAGE - OPPONENTS

(Minimum 5 Made)

Pct.	Md-Att	Name	Site-Opponent	Date
1.000	6-6	Sam Cassell	H-Florida State	1-20-1993
.857	6-7	Frank Young	N5-West Virginia	3-29-2007
.857	6-7	Joe Rahon	A-Boston College	2-2-2013
.833	5-6	Matt Doherty	N1-North Carolina	3-11-1983
.833	5-6	Rusty LaRue	H-Wake Forest	1-22-1994
.833	5-6	Travis Best	A-Georgia Tech	2-1-1995
.777	7-9	Shaun Fein	H-Georgia Tech	1-24-2001
.727	8-11	Jeff McInnis	H-North Carolina	2-14-1996
.714	5-7	Ralph Lewis	N2-Saint Mary's	3-16-1989
.714	5-7	Brian Howard	A-NC State	1-3-1990
.714	5-7	Tom Gugliotta	H-NC State	2-10-1991
.714	5-7	Matt Santangelo	N3-Gonzaga	11-23-1997
.714	5-7	Kyle Julius	N4-Furman	12-29-1999

N1 - Atlanta, Ga.; N2 - Boise, Idaho; N3 - Fairbanks, Alaska; N4 - Greenville, S.C.; N5 - New York, N.Y.



MARC CAMPBELL MADE 14 CONSECUTIVE THREE-POINT GOALS OVER THE COURSE OF BACK TO BACK GAMES IN 1983.



INDIVIDUAL GAME BESTS

CLEMSON INDIVIDUAL FREE THROWS MADE

Made	Att	Name	Site-Opponent	Date
17	17	Butch Zatezalo	H-Maryland	1-15-1968
16	17	Butch Zatezalo	H-Wake Forest	2-27-1969
16	18	Milton Jennings	H-Virginia Tech	1-27-2013
15	18	Bill Yarborough	A-Maryland	2-14-1956
14	18	Jim Brennan	H-Virginia	2-29-1964
14	16	Richie Mahaffey	H-Virginia	1-14-1967
14	16	Bill Yarborough	H-Duke	1-11-1956

OPPONENT INDIVIDUAL FREE THROWS MADE

Made	Att	Name	Site-Opponent	Date
22	26	Steve Nye	H-Presbyterian	12-4-1952
20	23	Malcolm Delaney	A-Virginia Tech	2-6-2010
19	24	Lennie Rosenbluth	A-North Carolina	1-14-1956
18	22	Pete Maravich	H-Louisiana State	12-7-1968
17	20	Bucky Allen	H-Duke	12-4-1956
17	19	Steve Lawrence	A-Furman	2-10-1966
17	19	Charlie Davis	A-Wake Forest	2-18-1969
17	19	Tyler Hansbrough	A-North Carolina	2-10-2008
17	18	Jerry Smith	H-Furman	12-30-1961

CLEMSON INDIVIDUAL FREE THROW ATTEMPTS

Att	Made	Name	Site-Opponent	Date
19	10	Dale Davis	H-SC State	12-17-1990
19	8	Chris Hobbs	H-Wake Forest	2-13-2002
18	13	Butch Zatezalo	H-South Carolina	1-6-1968
18	15	Bill Yarborough	A-Maryland	2-14-1956
18	14	Jim Brennan	H-Virginia	2-29-1964
18	13	Vince Yockel	A-The Citadel	1-30-1956
18	11	Horace Grant	H-Wake Forest	2-18-1987
18	10	Dale Davis	H-Western Carolina	1-16-1991
18	10	Dale Davis	H-Wisconsin-Green Bay	12-8-1990
18	16	Milton Jennings	H-Virginia Tech	1-27-2013
17	17	Butch Zatezalo	H-Maryland	1-15-1968
17	16	Butch Zatezalo	H-Wake Forest	2-27-1969
17	13	Choppy Patterson	A-Syracuse	12-2-1960
17	13	Bud Martin	H-Furman	1-19-1972
17	12	Vince Yockel	N1-Miami (Fla.)	1-5-1956
17	12	Butch Zatezalo	H-NC State	2-1-1969
17	11	Randy Mahaffey	H-NC State	2-4-1967
17	11	Richie Mahaffey	H-Maryland	1-15-1968
17	10	Vernon Hamilton	H-Florida State	2-27-2005
17	9	Vince Yockel	H-Virginia	1-3-1958
17	8	Trevor Booker	H-Western Carolina	12-22-2009

N1 - Mobile, Ala.

OPPONENT INDIVIDUAL FREE THROW ATTEMPTS

Att	Made	Name	Site-Opponent	Date
26	22	Steve Nye	H-Presbyterian	12-4-1952
24	19	Lennie Rosenbluth	A-North Carolina	1-14-1956
23	20	Malcolm Delaney	A-Virginia Tech	2-6-2010
22	18	Pete Maravich	H-Louisiana State	12-7-1968
22	13	Joe Smith	A-Maryland	2-25-1995
21	16	Harry Daniels	A-The Citadel	12-16-1961
20	17	Bucky Allen	H-Duke	12-4-1956
20	10	Dickie Hemric	H-Wake Forest	1-14-1953
19	17	Steve Lawrence	A-Furman	2-10-1966
19	17	Charlie Davis	A-Wake Forest	2-18-1969
19	17	Tyler Hansbrough	A-North Carolina	2-10-2008
19	14	Alvin Jones	H-Georgia Tech	1-24-2001
19	12	John Adams	H-Presbyterian	1-15-1956

CLEMSON HIGHEST INDIVIDUAL PERFECT FREE THROW SHOOTING GAMES

#-Att	Name	Site-Opponent	Date
17-17	Butch Zatezalo	H-Maryland	1-15-1968
13-13	Butch Zatezalo	A-Furman	1-23-1969
12-12	Dick Yeary	N2-North Carolina	12-8-1956
12-12	Bobby Conrad	N1-Wake Forest	2-7-1979
12-12	Fred Gilliam	A-South Carolina	12-6-1980
11-11	Butch Zatezalo	A-Furman	1-23-1969
11-11	David Angel	H-NC State	1-20-1973
11-11	Marty Patterson	H-Duke	2-27-1974

N1 - Greensboro, N.C.; N2 - Charlotte, N.C.

OPPONENT HIGHEST INDIVIDUAL PERFECT FREE THROW SHOOTING GAMES

#-Att	Name	Site-Opponent	Date
16-16	Paul Long	H-Wake Forest	1-31-1967
16-16	Charlie Davis	H-Wake Forest	2-28-1970
14-14	Doug Edwards	A-Florida State	2-8-1992
14-14	Matt Heldman	A-Illinois	12-13-1997
13-13	Bruce Grim	A-Furman	1-27-1977
12-12	Jerry Smith	A-Furman	1-29-1962
12-12	Dick Esleek	A-Furman	1-23-1969
12-12	Charlie Davis	H-Wake Forest	2-27-1969
12-12	Chuck Eidson	A-South Carolina	2-12-2003
11-11	Walter Davis	H-North Carolina	1-9-1974
11-11	John Roche	H-South Carolina	1-26-1970
11-11	Zam Fredrick	H-South Carolina	2-8-1981
11-11	Steve Bucknall	A-North Carolina	2-25-1989
11-11	Cherokee Parks	A-Duke	1-4-1995
11-11	Justin Gray	A-Wake Forest	3-1-2003

CLEMSON INDIVIDUAL REBOUNDS

#	Name	Site-Opponent	Date
30	Tommy Smith	H-Georgia	2-21-1955
25	Donnie Mahaffey	H-Georgia	1-3-1963
24	Donnie Mahaffey	H-The Citadel	1-14-1963
24	Tree Rollins	N1-Delaware	12-28-1973
23	Tree Rollins	H-Tennessee Tech	12-11-1976
23	Tree Rollins	H-Maryland	1-19-1977
22	David Angel	N1-Auburn	12-30-1971
22	Tree Rollins	H-Harvard	11-28-1975
22	Tree Rollins	H-Baptist	12-6-1975
21	Earle Maxwell	N2-North Carolina	2-18-1961
21	David Angel	H-Virginia	1-27-1973
21	Dale Davis	H-North Carolina	2-1-1989
21	Dale Davis	H-SC State	12-17-1990

N1 - Greenville, S.C.; N2 - Charlotte, N.C.

OPPONENT INDIVIDUAL REBOUNDS

#	Name	Site-Opponent	Date
36	Dickie Hemric	A-Wake Forest	2-4-1955
29	Paul Silas	H-Creighton	12-15-1962
28	Ronnie Shavlik	A-NC State	2-4-1956
28	Fred Lentz	H-South Carolina	3-2-1957
27	Billy Cunningham	N1-North Carolina	2-16-1963
25	Dave Cowens	A-Florida State	1-22-1970
25	Tom Owens	N1-South Carolina	2-13-1970
23	Pete Brennan	H-North Carolina	1-18-1958
23	Jim Fox	H-South Carolina	2-13-1965
23	J.J. Hickson	A-NC State	2-16-2008
21	Ronnie Shavlik	NC State	2-5-1955
21	George Stepanovich	NC State	1-31-1959
21	Mike Lewis	A-Duke	1-9-1968
21	Will Hetzel	H-Maryland	2-22-1969
21	Tom Burleson	A-NC State	1-17-1972

N1 - Charlotte, N.C.

CLEMSON INDIVIDUAL OFFENSIVE REBOUND BESTS

(Since 1978-79)

Reb	Name	Site-Opponent	Date
11	Dale Davis	H-SC State	12-17-1990
11	Harold Jamison	H-South Carolina	12-17-1997
10	Horace Grant	H-Georgia State	12-18-1985
10	Horace Grant	H-Wake Forest	2-18-1987
10	Dale Davis	H-Duke	3-2-1988
10	Sharone Wright	A-UAB	3-22-1993
10	Sharrod Ford	H-Georgia Tech	2-28-2004
10	James Mays	A-Maryland	1-13-2007
9	Horace Grant	H-Duke	2-26-1986
9	Dale Davis	A-Maryland	1-9-1988
9	Dale Davis	N1-Middle Tennessee	12-27-1988
9	Dale Davis	A-NC State	1-3-1990
9	Dale Davis	H-Furman	12-2-1990
9	Dale Davis	N2-Florida Atlantic	12-21-1990
9	Dale Davis	H-Georgia Tech	3-2-1991
9	Sharone Wright	N3-Appalachian State	12-28-1992
9	Devin Gray	A-Florida State	2-20-1993
9	Sharrod Ford	A-Miami	1-26-2005

N1 - Portland, Ore.; N2 - Miami, Fla.; N3 - Charlotte, N.C.

DUNKS BY CLEMSON

Dunks	Name	Site-Opponent	Date
8	Tree Rollins	H-Wake Forest	1-15-1977
7	Moose Campbell	H-North Carolina	1-2-1980
7	Sharone Wright	H-Appalachian State	1-24-1994
7	Harold Jamison	H-Butler	3-18-1999
6	Larry Nance	H-Illinois Tech	12-13-1980
6	Harold Jamison	H-NC State	1-5-1999
6	Akin Akingbala	H-Georgia Tech	3-4-2006
6	K.J. McDaniels	A-Virginia Tech	2-4-2012

CHARGES TAKEN BY CLEMSON

CT	Name	Site-Opponent	Date
4	Marvin Dickerson	H-North Carolina	1-27-1979
4	Bobby Conrad	H-North Carolina	1-27-1979
4	Marc Campbell	A-Georgia Tech	1-26-1984

CLEMSON INDIVIDUAL ASSISTS

#	Name	Site-Opponent	Date
20	Grayson Marshall	H-Maryland-Eastern Shore	11-25-1985
18	Derrick Johnson	N1-Boston College	12-28-1976
16	Derrick Johnson	H-Buffalo	12-14-1976
16	Edward Scott	H-Wake Forest	2-13-2002
15	Mike Eppley	H-Saint Francis (N.Y.)	1-4-1983
14	Chris Whitney	H-Liberty	12-5-1992
14	Edward Scott	H-Charleston Southern	12-22-2001
13	Grayson Marshall	H-Middle Tennessee	3-13-1986
13	Lou Richie	H-Florida State	2-19-1994
13	Lou Richie	H-Southern Mississippi	3-17-1994
13	Edward Scott	H-NC State	1-15-2002

N1 - Milwaukee, Wis.; N2 - Little Rock, Ark.; N3 - Greensboro, N.C.

INDIVIDUAL GAME BESTS

OPPONENT INDIVIDUAL ASSISTS

#	Name	Site-Opponent	Date
17	Tyrone Bogues	N1-Wake Forest	1-10-1987
14	Brian Oliver	A-Georgia Tech	1-25-1989
13	Sidney Lowe	A-NC State	2-4-1981
13	Sidney Lowe	A-NC State	2-9-1983
13	Neal Murray	H-Middle Tennessee	12-15-1984
13	Steve Hale	A-North Carolina	2-23-1985
13	Drew Barry	A-Georgia Tech	3-13-1993
13	Steve Blake	A-Maryland	1-20-2002
13	Greivis Vasquez	A-Maryland	2-24-2010
13	Kendall Marshall	A-North Carolina	2-18-2012

N1 - Greensboro, N.C.

CLEMSON INDIVIDUAL BLOCKED SHOTS

#	Name	Site-Opponent	Date
10	Tree Rollins	H-Presbyterian	12-13-1975
10	Tree Rollins	H-Jacksonville	12-16-1976
10	Tree Rollins	H-Duke	2-23-1977
10	Sharone Wright	H-UNC Greensboro	12-12-1992
10	Sharone Wright	H-Maryland	1-26-1993
9	Tree Rollins	H-Saint John's	12-1-1973
9	Tree Rollins	H-Maryland	1-22-1975
9	Sharrod Ford	A-Maryland	2-22-2005
8	Tree Rollins	H-Virginia	1-26-1974
8	Tree Rollins	H-Furman	12-29-1973
8	Tree Rollins	A-Furman	1-23-1974
8	Tree Rollins	H-Virginia	1-25-1975
8	Tree Rollins	H-NC State	2-22-1975
8	Tree Rollins	H-North Carolina	1-20-1977
8	Tree Rollins	H-North Carolina	1-29-1977
8	Elden Campbell	H-Florida International	1-12-1987
8	Elden Campbell	H-Radford	12-9-1989
8	Sharone Wright	N1-Maryland	3-12-1992
8	Sharone Wright	H-Duke	1-15-1994
8	Sharrod Ford	H-East Tennessee State	12-15-2003
8	Trevor Booker	H-North Carolina	1-17-2007
8	Jerai Grant	H-East Carolina	12-29-2010
8	Landry Nnoko	A-Virginia Tech	2-6-2016

N1 - Charlotte, N.C.

OPPONENT INDIVIDUAL BLOCKED SHOTS

#	Name	Site-Opponent	Date
10	Cherokee Parks	N2-Duke	3-11-1994
7	Mike Gminski	A-Duke	2-20-1980
7	Tim Duncan	A-Wake Forest	1-21-1995
7	Sam Harris	H-Old Dominion	11-18-2007

6	Mike Gminski	N1-Duke	3-3-1977
6	Derrick Lewis	A-Maryland	1-16-1985
6	Cedric Lewis	A-Maryland	1-5-1991
6	Mark Strickland	H-Temple	1-19-1991
6	Brendan Haywood	A-North Carolina	1-17-2001
6	Matt Minoff	H-Yale	1-2-2002
6	Jarvis Varnado	A-Mississippi State	11-15-2007

N1 - Greensboro, N.C.; N2 - Charlotte, N.C.

CLEMSON INDIVIDUAL STEALS

#	Name	Site-Opponent	Date
7	Stan Rome	H-Maryland	1-19-1977
7	Devin Gray	H-The Citadel	12-19-1992
7	Terrell McIntyre	H-Georgia Tech	3-1-1998
7	K.C. Rivers	H-Duke	2-4-2009
7	Andre Young	H-Maryland	1-31-2010
6	Stan Rome	H-Maryland	2-11-1978
6	Fred Gilliam	H-Maryland	2-9-1980
6	Mike Eppley	A-South Carolina	1-27-1983
6	Michael Tait	H-Maryland	1-17-1987
6	Marion Cash	N1-Villanova	12-27-1989
6	David Young	H-Furman	12-2-1990
6	Corey Wallace	H-Howard	12-5-1992
6	Lou Richie	H-Florida State	2-19-1994
6	Iker Iturbe	H-NC State	3-1-1995
6	Greg Buckner	H-Maryland	12-4-1997
6	Edward Scott	N2-Duke	3-9-2000
6	Vernon Hamilton	H-UNC Asheville	11-23-2004
6	Cheyenne Moore	H-Georgia Tech	2-8-2005
6	Vernon Hamilton	H-Wofford	12-6-2005
6	Vernon Hamilton	H-North Carolina	1-17-2007
6	James Mays	H-Furman	11-12-2007
6	K.C. Rivers	N2-North Carolina	3-16-2008
6	Avry Holmes	H-Georgia Tech	2-13-2016

N1 - San Diego, Calif.; N2 - Charlotte, N.C.

OPPONENT INDIVIDUAL STEALS

#	Name	Site-Opponent	Date
10	Mo Rivers	A-NC State	1-12-1974
10	Zakee Waddood	H-ETSU	12-15-2003
7	Steve Dade	H-Catholic	11-24-1978
7	Mark Price	A-Georgia Tech	1-26-1984
7	Nate McMillian	H-NC State	2-5-1986
7	Chad Leonard	H-The Citadel	12-18-1994
7	Delvon Arrington	H-Florida State	2-23-2002
7	Javaris Crittenton	A-Georgia Tech	2-3-2007

THE 20-20 CLUB

(20 Points & 20 Rebounds in the Same Game)

By Clemson

Pts-Reb	Name	Site-Opponent	Date
23-30	Tommy Smith	H-Georgia	2-21-1955
21-20	Earle Maxwell	H-Virginia	2-3-1961
25-20	Tommy Mahaffey	H-South Carolina	2-21-1961
20-20	Donnie Mahaffey	A-Virginia Military	1-28-1963
21-20	Donnie Mahaffey	H-Virginia	2-8-1963
27-22	David Angel	N1-Auburn	12-30-1971
22-20	Tree Rollins	H-Saint John's	12-1-1973
28-23	Tree Rollins	H-Tennessee Tech	12-11-1976
20-20	Tree Rollins	H-Georgia Tech	1-8-1977
22-23	Tree Rollins	H-Maryland	1-19-1977
21-20	Horace Grant	H-Georgia State	12-18-1985
33-20	Horace Grant	H-Wake Forest	2-18-1987
21-21	Dale Davis	H-North Carolina	2-1-1989
21-21	Dale Davis	H-SC State	12-17-1990

N1 - Greenville, S.C.

By Opponents


Pts-Reb	Name	Site-Opponent	Date
26-23	Pete Brennan	H-North Carolina	1-18-1958
21-21	Lee Shaffer	N-North Carolina	3-5-1959
27-20	Art Heyman	N1-Duke	3-2-1962
23-29	Paul Silas	H-Creighton	12-15-1962
27-20	Jim Barnes	A-Texas-El Paso	12-28-1963
30-23	Jim Fox	H-South Carolina	2-13-1965
33-21	Will Hetzel	H-Maryland	2-22-1969
29-25	Dave Cowens	A-Florida State	1-22-1970
22-25	Tom Owens	N2-South Carolina	2-13-1970
24-21	Tom Burleson	A-NC State	1-17-1972
22-20	Eric Williams	H-Wake Forest	1-11-2006

N1 - Raleigh, N.C.; N2 - Charlotte, N.C.

CLEMSON TRIPLE-DOUBLES

(at least 10 points, rebounds, assists, or blocked shots in a game)

12/13/75	Tree Rollins vs. Presbyterian (20 points, 14 rebounds, 10 blocks)
2/23/77	Tree Rollins vs. Duke (16 points, 15 rebounds, 10 blocks)
12/12/92	Sharone Wright vs. UNC Greensboro (21 points, 15 rebounds, 10 blocks)
1/26/93	Sharone Wright vs. Maryland (12 points, 14 rebounds, 10 blocks)



TOM MAHAFFEY
POSTED 25 POINTS
AND 20 REBOUNDS
IN 1961 AGAINST
SOUTH CAROLINA.



INDIVIDUAL SEASON BESTS

POINTS

1.	Bill Yarborough	1954-55	651
2.	Horace Grant	1986-87	651
3.	Butch Zatezalo	1968-69	645
4.	Terrell McIntyre	1998-99	627
5.	Will Solomon	1999-00	627
6.	K.J. McDaniels	2013-14	614
7.	Marcquise Reed	2018-19	602
8.	Will Solomon	2000-01	591
9.	Jaron Blossomgame	2016-17	584
10.	Jaron Blossomgame	2015-16	580
11.	Elden Campbell	1989-90	575
12.	Butch Zatezalo	1969-70	564
13.	Billy Williams	1979-80	562
14.	Horace Grant	1985-86	556
15.	Marcquise Reed	2017-18	553
16.	Butch Zatezalo	1967-68	552
17.	Vince Yockel	1955-56	544
18.	Dale Davis	1989-90	537
19.	Elden Campbell	1987-88	525
20.	Sharone Wright	1993-94	522
21.	Greg Buckner	1997-98	521

SCORING AVERAGE

1.	Bill Yarborough	1954-55	28.3
2.	Butch Zatezalo	1968-69	25.8
3.	Butch Zatezalo	1967-68	23.0
4.	Butch Zatezalo	1969-70	21.7
5.	Horace Grant	1986-87	21.0
6.	Vince Yockel	1955-56	20.92
7.	Will Solomon	1999-00	20.90
8.	Vince Yockel	1956-57	19.8
9.	Will Solomon	2000-01	19.7
10.	Marcquise Reed	2018-19	19.4

POINTS PER MINUTE

Rk	Player	Year	Pts	Min	Pt/M
1.	Butch Zatezalo	1968-69	645	976	.661
2.	Elden Campbell	1987-88	525	808	.650
3.	Horace Grant	1986-87	651	1010	.645
4.	Stan Rome	1976-77	427	680	.630
5.	Elden Campbell	1988-89	507	814	.623
6.	Anthony Jenkins	1982-83	209	340	.615
7.	Stan Rome	1975-76	304	508	.598
8.	Will Solomon	2000-01	591	998	.592
9.	Will Solomon	1999-00	627	1079	.581
10.	Terrence Oglesby	2007-08	356	619	.575

Note: Since 1968-69, minimum of 200 points scored

REBOUNDS

1.	Dale Davis	1989-90	395
2.	Sharone Wright	1993-94	362
3.	Tree Rollins	1976-77	359
4.	Horace Grant	1985-86	357
5.	Harold Jamison	1998-99	346
6.	Dale Davis	1990-91	340
7.	Tree Rollins	1974-75	328
8.	Ron Richardson	1951-52	327
9.	Tree Rollins	1973-74	316
10.	Sharone Wright	1992-93	314

REBOUND AVERAGE

1.	Ron Richardson	1951-52	13.6
2.	Tree Rollins	1976-77	12.8
3.	Marvin Robinson	1951-52	12.6
4.	Tree Rollins	1973-74	12.2
5.	Dale Davis	1990-91	12.1
6.	Tree Rollins	1974-75	11.7
7.	Richie Mahaffey	1967-68	11.5
8.	Charles Gage	1953-54	11.35
9.	Dale Davis	1989-90	11.29
10.	Tom Mahaffey	1960-61	11.27

DOUBLE-DOUBLES

1.	Dale Davis	1989-90	20
2.	Tree Rollins	1976-77	19
3.	Dale Davis	1990-91	19
4.	Sharone Wright	1993-94	18
5.	Tom Mahaffey	1960-61	16
6.	Tree Rollins	1973-74	16
7.	Horace Grant	1985-86	16
8.	Sharone Wright	1992-93	15
9.	Tree Rollins	1974-75	14
10.	Harold Jamison	1998-99	14

OFFENSIVE REBOUNDS

(Since 1978-79)

1.	Dale Davis	1989-90	166
2.	Horace Grant	1985-86	144
3.	Sharone Wright	1992-93	128
4.	Harold Jamison	1997-98	126
5.	Sharone Wright	1993-94	124
6.	Harold Jamison	1998-99	123
7.	Dale Davis	1990-91	122
8.	Sharone Wright	1991-92	120
9.	Sidy Djitte	2016-17	116
10.	Horace Grant	1986-87	114

FIELD GOALS MADE

1.	Horace Grant	1986-87	256
2.	Bill Yarborough	1954-55	247
3.	Billy Williams	1979-80	229
4.	Butch Zatezalo	1968-69	228
5.	Elden Campbell	1989-90	225
6.	Jaron Blossomgame	2016-17	220
7.	Elden Campbell	1987-88	217
8.	Butch Zatezalo	1969-70	213
9.	Will Solomon	1999-00	213
10.	Vince Yockel	1955-56	210

FIELD GOAL ATTEMPTS

1.	Bill Yarborough	1954-55	623
2.	Butch Zatezalo	1968-69	538
3.	Will Solomon	1999-00	531
4.	Butch Zatezalo	1967-68	515
5.	Butch Zatezalo	1969-70	483
6.	Bill Yarborough	1955-56	480
7.	Vince Yockel	1955-56	476
8.	Choppy Patterson	1960-61	465
9.	Will Solomon	2000-01	461
10.	Marcquise Reed	2018-19	459

FIELD GOAL PERCENTAGE

(Min. of 125 Attempts)

1.	Harold Jamison	1998-99	.674
2.	Dale Davis	1988-89	.670
3.	Horace Grant	1986-87	.656
4.	Jerai Grant	2009-10	.632
5.	Elden Campbell	1987-88	.629
6.	Dale Davis	1989-90	.625
7.	Elijah Thomas	2018-19	.612
8.	Trevor Booker	2006-07	.602
9.	Horace Wyatt	1981-82	.601
10.	Harold Jamison	1996-97	.597

THREE-POINT FIELD GOALS

Rk	Player	Year	GP	Att	Made
1.	Terrell McIntyre	1998-99	35	246	99
2.	Will Solomon	2000-01	30	252	95
3.	Will Solomon	1999-00	30	248	93
4.	Terrence Oglesby	2008-09	32	237	92
5.	K.C. Rivers	2006-07	36	223	88
6.	Chris Whitney	1992-93	30	213	87
7.	Gabe DeVoe	2017-18	35	217	86
8.	Terrence Oglesby	2007-08	34	211	85
9.	Chris Whitney	1991-92	28	191	80
10.	Tony Stockman	2001-02	27	220	80
	K.C. Rivers	2007-08	34	199	80
	Andre Young	2010-11	34	202	80

THREE-POINT FIELD GOALS PER GAME

Rk	Player	Year	Md	GP	3Pt/G
1.	Will Solomon	2000-01	95	30	3.16
2.	Will Solomon	1999-00	93	30	3.10
3.	Chris Whitney	1992-93	87	30	2.90
4.	Terrence Oglesby	2008-09	92	32	2.88
5.	Chris Whitney	1991-92	80	28	2.86
6.	Tony Stockman	2001-02	80	28	2.86
7.	Terrell McIntyre	1998-99	99	35	2.83
8.	Terrence Oglesby	2007-08	85	34	2.50
9.	Gabe DeVoe	2017-18	86	35	2.46
10.	K.C. Rivers	2006-07	88	36	2.44

THREE-POINT FIELD GOAL ACCURACY

(Min. 25 Made)

Rk	Player	Year	FGM-FGA	Pct.
1.	Michael Tait	1986-87	70-136	.515
2.	Marc Campbell	# 1982-83	37-73	.507
3.	Shawan Robinson	2002-03	28-59	.475
4.	Anthony Jenkins	# 1982-83	31-66	.470
5.	Shelton Mitchell	2016-17	29-64	.453
6.	Anthony Jenkins	1986-87	60-133	.451
7.	Michael Brown	1986-87	34-76	.447
8.	Jaron Blossomgame	2015-16	45-101	.446
9.	Bruce Martin	1994-95	64-144	.444
10.	Avry Holmes	2016-17	69-156	.442

- 17'9" distance on three-point goals.

FREE THROWS MADE

1.	Butch Zatezalo	1968-69	189
2.	Butch Zatezalo	1967-68	174
3.	Richie Mahaffey	1967-68	165

MARCQUISE REED SCORED 602 POINTS DURING THE 2018-19 SEASON, SEVENTH-MOST IN CLEMSON HISTORY.



INDIVIDUAL SEASON BESTS

4. Bill Yarborough	1954-55	157
5. K.J. McDaniels	2013-14	154
6. Sharone Wright	1993-94	150
Marcquise Reed	2018-19	150
8. Choppy Patterson	1960-61	146
9. Horace Grant	1985-86	140
10. Jim Brennan	1963-64	139

FREE THROW ATTEMPTS

1. Richie Mahaffey	1967-68	250
2. Sharone Wright	1993-94	233
3. Butch Zatezalo	1968-69	229
4. Dale Davis	1989-90	213
5. Butch Zatezalo	1967-68	212
6. Elden Campbell	1989-90	207
7. Dale Davis	1990-91	205
8. Bill Yarborough	1954-55	198
9. Horace Grant	1986-87	195
10. Horace Grant	1985-86	193

FREE THROW PERCENTAGE

1. Shawan Robinson	2005-06	.913
2. Marcquise Reed	2016-17	.906
3. Gary Burnisky	1963-64	.898
4. Jim Sutherland	1966-67	.897
5. John Snee	1950-51	.860
6. Shelton Mitchell	2017-18	.857
7. Tim Kincaid	1987-88	.856
8. Jim Sutherland	1965-66	.850
9. Marcquise Reed	2017-18	.845
10. Choppy Patterson	1960-61	.844

Note: Minimum of 2.5 free throws per game and must play 75% of team's games.

DUNKS

(Since 1967-68)

1. Harold Jamison	1998-99	62
2. Akin Akingbala	2005-06	59
3. K.J. McDaniels	2013-14	58
4. Larry Nance	1980-81	55
5. Sharone Wright	1993-94	54
6. Tree Rollins	1976-77	53
Dale Davis	1990-91	53
8. Devin Gray	1992-93	50
9. Devin Booker	2011-12	47
10. Elden Campbell	1987-88	46

CHARGES TAKEN

(Since 1978-79)

1. Bobby Conrad	1978-79	32
2. Marvin Dickerson	1978-79	24
3. Jerry Pryor	1987-88	21
4. Bobby Conrad	1979-80	20
Grayson Marshall	1984-85	20
6. Billy Williams	1978-79	18
Demontez Stitt	2008-09	18
8. Billy Williams	1979-80	16
Chris Hobbs	2003-04	16
10. Fred Gilliam	1980-81	15
Iker Iturbe	1996-97	15
Tanner Smith	2010-11	15

STEALS


(Since 1975-76)

1. Vernon Hamilton	2005-06	83
2. Chris Whitney	1992-93	73
3. Vernon Hamilton	2006-07	70
4. James Mays	2006-07	69
5. Vernon Hamilton	2004-05	68
6. Cliff Hammonds	2007-08	66
Marcquise Reed	2018-19	66
8. K.C. Rivers	2007-08	64
9. Greg Buckner	1994-95	63
10. Bobby Conrad	1979-80	60
Devin Gray	1992-93	60
Cliff Hammonds	2006-07	60

STEALS PER GAME

1. Vernon Hamilton	2005-06	2.68
2. Chris Whitney	1992-93	2.43
3. Sean Tyson	1990-91	2.42
4. Greg Buckner	1994-95	2.25
5. Vernon Hamilton	2004-05	2.13
Marcquise Reed	2018-19	2.13
7. Devin Gray	1992-93	2.00

SHAWAN ROBINSON SHOT A CLEMSON-BEST 91.3 PERCENT AT THE FREE THROW LINE TO LEAD THE ACC IN 2005-06.



Terrell McIntyre	1997-98	2.00
9. Vernon Hamilton	2006-07	1.94
Cliff Hammonds	2007-08	1.94

BLOCKED SHOTS

(Since 1973-74)

1. Sharone Wright	1992-93	124
2. Tree Rollins	1974-75	119
3. Tree Rollins	1975-76	117
4. Tree Rollins	1976-77	108
5. Tree Rollins	1973-74	106
6. K.J. McDaniels	2013-14	100
7. Sharone Wright	1993-94	99
8. Elden Campbell	1989-90	97
9. Elden Campbell	1987-88	88
10. Elden Campbell	1988-89	87

BLOCKED SHOTS PER GAME

1. Tree Rollins	1974-75	4.25
2. Tree Rollins	1975-76	4.18
3. Sharone Wright	1992-93	4.13
4. Tree Rollins	1973-74	4.08
5. Tree Rollins	1976-77	3.86
6. Elden Campbell	1987-88	3.14
7. Elden Campbell	1988-89	3.00
8. Sharone Wright	1993-94	2.91
9. K.J. McDaniels	2013-14	2.78
10. Elden Campbell	1989-90	2.77

ASSISTS

(Since 1969-70)

1. Grayson Marshall	1985-86	262
2. Edward Scott	2001-02	238
3. Grayson Marshall	1986-87	221
4. Chris Whitney	1991-93	193
5. Grayson Marshall	1984-85	192
6. Terrell McIntyre	1998-99	188
7. Chris Dodds	1980-81	187
8. Grayson Marshall	1987-88	182
Lou Richie	1993-94	182
10. Marion Cash	1989-90	174

ASSISTS PER GAME

1. Edward Scott	2001-02	7.93
2. Grayson Marshall	1985-86	7.71
3. Grayson Marshall	1986-87	7.37
4. Grayson Marshall	1984-85	6.62

5. Chris Whitney	1992-93	6.43
6. Grayson Marshall	1987-88	6.27
7. Derrick Johnson	1976-77	6.04
8. Chris Dodds	1980-81	6.03
9. Edward Scott	2002-03	5.75
10. Chris Whitney	1991-92	5.75

ASSIST/TURNOVER RATIO

(Min. 50 Assists)

Rk	Ratio	(Ast-TO)	Player	Year
1.	3.03	(118-39)	Jordan Roper	2015-16
2.	2.99	(221-74)	Grayson Marshall	1986-87
3.	2.87	(66-23)	Andre Young	2008-09
4.	2.82	(262-93)	Grayson Marshall	1985-86
5.	2.76	(124-45)	Marc Campbell	1982-83
6.	2.55	(102-40)	Andre Young	2010-11
7.	2.49	(147-59)	Cliff Hammonds	2006-07
8.	2.42	(104-43)	Marc Campbell	1983-84
9.	2.36	(97-41)	Andre Young	2011-12
10.	2.26	(154-68)	Terrell McIntyre	1997-98

MINUTES PLAYED

(Since 1968-69)

1. Terrell McIntyre	1998-99	1250
2. Marcquise Reed	2017-18	1221
3. K.J. McDaniels	2013-14	1212
4. Cliff Hammonds	2006-07	1204
5. Gabe DeVoe	2017-18	1202
6. Rod Hall	2013-14	1194
7. Grayson Marshall	1985-86	1186
8. Cliff Hammonds	2007-08	1162
9. Vernon Hamilton	2006-07	1134
10. Jaron Blossomgame	2016-17	1133

MINUTES PLAYED PER GAME

(Since 1968-69)

1. Butch Zatezalo	1968-69	39.04
2. Edward Scott	2002-03	38.46
3. Chris Whitney	1992-93	37.75
4. Butch Zatezalo	1969-70	37.62
5. Edward Scott	2001-02	36.80
6. Vincent Hamilton	1984-85	36.63
7. Grayson Marshall	1987-88	36.41
8. Will Solomon	1999-00	35.97



YEARLY LEADERS

SCORING

Year	Name	FG	3Pt	FT	PTS	AVG
1937-38	Banks McFadden, C	126		55	307	13.3
1938-39	Banks McFadden, C	110		64	284	11.8
1939-40	Banks McFadden, C	89		41	219	13.7
1940-41	Marion Craig, F	127		25	279	12.7
1941-42	C.C. Graham, F	137		26	100	6.3
1942-43	Marion Craig, F	98		14	210	13.1
1943-44	Leonard Riddle, G	54		17	125	11.4
1944-45	Eddis Freeman, G	63		51	177	11.1
1945-46	June Pruitt, F	102		42	246	12.3
1946-47	June Pruitt, F	85		37	207	10.4
1947-48	Leonard Riddle, G	97		71	265	11.5
1948-49	Doug Haug, G	96		37	229	10.9
1949-50	Johnny Snee, G	123		31	277	13.9
1950-51	Johnny Snee, G	124		49	297	17.5
1951-52	Johnny Snee, G	144		50	338	14.7
1952-53	John McGraw, C	99		50	248	13.8
1953-54	Ames Wells, G	133		89	355	15.2
1954-55	Bill Yarborough, G	247		157	651	28.3
1955-56	Vince Yockel, F	210		124	544	20.9
1956-57	Vince Yockel, F	178		118	474	19.8
1957-58	Vince Yockel, F	125		82	332	13.8
1958-59	George Krajack, F	122		69	313	13.0
1959-60	Choppy Patterson, G	151		125	427	16.4
1960-61	Choppy Patterson, G	174		146	494	19.0
1961-62	Jim Brennan, G	183		95	461	17.1
1962-63	Jim Brennan, G	144		111	399	16.6
1963-64	Jim Brennan, G	159		139	457	18.3
1964-65	Randy Mahaffey, C	145		108	398	17.3
1965-66	Garry Helms, G	209		62	480	19.2
1966-67	Jim Sutherland, G	183		104	470	18.8
1967-68	Butch Zatezalo, G	189		174	552	23.0
1968-69	Butch Zatezalo, G	228		189	645	25.8
1969-70	Butch Zatezalo, G	213		138	546	21.7
1970-71	Dave Angel, C	123		109	355	13.7
1971-72	Dave Angel, C	116		129	361	13.9
1972-73	Van Gregg, G	151		51	353	13.6
1973-74	Van Gregg, G	147		64	358	13.8
1974-75	Skip Wise, G	188		86	462	18.5
1975-76	Tree Rollins, C	170		43	383	13.7
1976-77	Stan Rome, F	174		79	427	15.3
1977-78	Stan Rome, F	141		60	342	12.7
1978-79	Billy Williams, G	157		68	382	13.2
1979-80	Billy Williams, G	229		104	562	17.6
1980-81	Larry Nance, C	207		80	494	15.9
1981-82	Vincent Hamilton, G	181		58	420	15.0
1982-83	Raymond Jones, C	135	0	86	356	11.5
1983-84	Murray Jarman, C	157		90	404	15.0
1984-85	Vincent Hamilton, G	158		61	437	15.1
1985-86	Horace Grant, F	208		140	556	16.4
1986-87	Horace Grant, C	256	1	138	651	21.0
1987-88	Elden Campbell, C	217	0	91	525	18.8
1988-89	Elden Campbell, C	205	2	95	507	17.5
1989-90	Elden Campbell, C	225	1	124	575	16.4
1990-91	Dale Davis, C	191	0	119	501	17.9
1991-92	Chris Whitney, G	119	80	56	374	13.4
1992-93	Devin Gray, F	197	13	93	500	16.7
1993-94	Sharone Wright, C	186	0	150	422	15.4
1994-95	Greg Buckner, F	141	13	41	336	12.0
1995-96	Greg Buckner, F	144	1	92	381	13.1
1996-97	Greg Buckner, F	190	17	119	516	15.6
1997-98	Greg Buckner, G	204	19	94	521	16.3
1998-99	Terrell McIntyre, G	199	99	130	627	17.9
1999-00	Will Solomon, G	213	93	108	627	20.9
2000-01	Will Solomon, G	183	95	130	591	19.7
2001-02	Jamar McKnight, F	135	45	36	351	12.5
2002-03	Edward Scott, G	165	44	122	496	17.7
2003-04	Sharrod Ford, C	116	0	100	332	11.9
2004-05	Sharrod Ford, C	185	0	107	477	14.9
2005-06	Shawan Robinson, G	123	63	84	393	12.3
2006-07	K.C. Rivers, G/F	183	88	50	504	14.0
2007-08	K.C. Rivers, G/F	188	80	44	500	14.7
2008-09	Trevor Booker, F	189	9	104	491	15.3
2009-10	Trevor Booker, F	188	9	101	486	15.2
2010-11	Demontez Stitt, G	152	44	115	463	14.5
2011-12	Andre Young, G	137	66	72	412	13.3
2012-13	Devin Booker, F/C	159	2	86	406	13.1
2013-14	K.J. McDaniels, F	209	42	154	614	17.1
2014-15	Jaron Blossomgame, F	144	17	102	407	13.1
2015-16	Jaron Blossomgame, F	201	45	133	580	18.7
2016-17	Jaron Blossomgame, F	220	24	120	584	17.7
2017-18	Marcquise Reed, G	183	67	120	553	15.8
2018-19	Marcquise Reed, G	202	48	150	602	19.4

FIELD GOAL PERCENTAGE

(Minimum of 100 Attempts)

Year	Name	FG	FGA	PCT
1952-53	Tommy McCullough, F	68	170	.400
1953-54	Ames Wells, G	133	322	.413
1954-55	Tommy Smith, F	57	130	.438
1955-56	Vince Yockel, F	210	476	.441

1956-57	Ed Brinkley, G	131	280	.468
1957-58	George Krajack, F	96	210	.457
1958-59	George Krajack, F	122	294	.415
1959-60	Tom Mahaffey, F	73	159	.459
1960-61	Tom Mahaffey, F	131	302	.434
1961-62	Tom Mahaffey, F	72	159	.453
1962-63	Mike Bohonak, F	66	161	.410
1963-64	Donnie Mahaffey, C	88	181	.486
1964-65	Randy Mahaffey, C	145	291	.498
1965-66	Garry Helms, F	209	406	.515
1966-67	Randy Mahaffey, C	155	305	.508
1967-68	Trip Jones, F	86	184	.467
1968-69	Curt Eckard, C	60	124	.484
1969-70	Richie Mahaffey, C	84	153	.549
1970-71	Dave Angel, C	123	238	.517
1971-72	Dave Angel, C	116	258	.450
1972-73	Jeff Reisinger, F	130	246	.528
1973-74	Tree Rollins, C	144	265	.543
1974-75	Stan Rome, F	121	229	.528
1975-76	Tree Rollins, C	170	313	.543
1976-77	Tree Rollins, C	167	288	.580
1977-78	Chubby Wells, F	88	157	.561
1978-79	Billy Williams, G	157	298	.527
1979-80	John Campbell, C	130	224	.580
1980-81	Larry Nance, C	207	360	.575
1981-82	*Horace Wyatt, C	125	208	.601
1982-83	Murray Jarman, C	81	155	.523
1983-84	Murray Jarman, C	157	276	.569
1984-85	Raymond Jones, F	80	136	.588
1985-86	Horace Grant, F	208	356	.584
1986-87	Horace Grant, C	256	390	.656
1987-88	Elden Campbell, C	217	345	.629
1988-89	Dale Davis, F	146	218	.670
1989-90	Dale Davis, F	205	328	.625
1990-91	Ricky Jones, F	116	212	.547
1991-92	Corey Wallace, F	77	143	.538
1992-93	Sharone Wright, C	178	314	.567
1993-94	Devin Gray, F	178	311	.572
1994-95	Greg Buckner, F	141	268	.526
1995-96	Harold Jamison, C	69	133	.519
1996-97	Harold Jamison, F	92	154	.597
1997-98	Harold Jamison, F	119	201	.592
1998-99	*Harold Jamison, F	174	258	.674
1999-00	Adam Allenspach, F	127	278	.457
2000-01	Chris Hobbs, F	77	136	.566
2001-02	Ray Henderson, C	100	183	.546
2002-03	Sharrod Ford, C	88	156	.564
2003-04	Sharrod Ford, C	116	216	.537
2004-05	Akin Akingbala, F	73	123	.593
2005-06	Akin Akingbala, C	148	257	.576
2006-07	Trevor Booker, C	159	264	.602
2007-08	Raymond Sykes, C/F	67	117	.573
2008-09	*Raymond Sykes, C/F	107	185	.578
2009-10	Jerai Grant, F/C	86	136	.632
2010-11	Jerai Grant, F/C	157	275	.571
2011-12	Devin Booker, F/C	124	270	.459
2012-13	Devin Booker, F/C	159	292	.545
2013-14	Landry Nnoko, C	92	168	.548
2014-15	Landry Nnoko, C	95	187	.508
2015-16	Sidy Djitte, C	62	100	.620
2016-17	Elijah Thomas, F/C	78	135	.578
2017-18	Elijah Thomas, F/C	145	259	.560
2018-19	Demontez Stitt, G	102	182	.560
2019-20	Elijah Thomas, F/C	172	281	.612

* - Vincent Hamilton led the ACC with .586 figure (Wyatt did not have enough attempts to qualify for ACC stats); ^ - Trevor Booker led the ACC with a .571 figure (Sykes did not have enough attempts to qualify for ACC stats)

FREE THROW PERCENTAGE

(Minimum of 30 Attempts)

Year	Name	FT	FTA	PCT.
1952-53	Joe Murray, G	32	48	.667
1953-54	Barry Ryan, F	57	83	.687
1954-55	Bill Yarborough, F	122	154	.792
1955-56	Ed Brinkley, C	74	99	.747
1956-57	Dick Yeary, G	41	50	.820
1957-58	Vince Yockel, F	82	106	.774
1958-59	George Krajack, F	69	98	.704
1959-60	Choppy Patterson, G	125	154	.812
1960-61	Choppy Patterson, G	146	173	.844
1961-62	Jim Brennan, G	95	122	.779
1962-63	Jim Brennan, G	111	134	.828
1963-64	Gary Burnisky, F	79	88	.898
1964-65	Jim Sutherland, G	65	83	.783
1965-66	Jim Sutherland, G	91	107	.850
1966-67	Jim Sutherland, G	104	116	.897
1967-68	Butch Zatezalo, G	174	212	.821
1968-69	Butch Zatezalo, G	189	229	.825
1969-70	Butch Zatezalo, G	138	169	.817
1970-71	Dave Thomas, G	66	90	.733
1971-72	Terrell Suit, G	61	81	.753
1972-73	Bud Martin, G	64	76	.842

1973-74	Wayne Croft, F	60	75	.800
1974-75	Skip Wise, G	86	114	.754
1975-76	David Brown, G	75	94	.798
1976-77	Colon Abraham, F	64	77	.831
1977-78	Greg Coles, G	61	78	.782
1978-79	Bobby Conrad, G	50	62	.806
1979-80	Fred Gilliam, F	38	45	.844
1980-81	Fred Gilliam, F	57	67	.851
1981-82	Fred Gilliam, F	29	35	.829
1982-83	Anthony Jenkins, F	30	34	.882
1983-84	Anthony Jenkins, F	27	32	.844
1984-85	Vincent Hamilton, G	61	76	.803
1985-86	Larry Middleton, G	57	76	.750
1986-87	Larry Middleton, G	52	67	.776
1987-88	Tim Kincaid, G	89	104	.856
1988-89	Tim Kincaid, G	58	75	.773
1989-90	Kirkland Howling, G	46	65	.708
1990-91	David Young, G	50	60	.833
1991-92	Chris Whitney, G	56	73	.767
1992-93	Chris Whitney, G	85	106	.802
1993-94	Merl Code, G	38	47	.809
1994-95	Bruce Martin, G	28	32	.875
1995-96	Terrell McIntyre, G	80	101	.792
1996-97	Merl Code, G	92	114	.807
1997-98	Terrell McIntyre, G	88	113	.779
1998-99	Terrell McIntyre, G	130	164	.743
1999-00	Adam Allenspach, C	77	104	.740
2000-01	Tony Stockman, G	46	55	.836
2001-02	Jamar McKnight, G	36	48	.750
2002-03	Edward Scott, G	122	165	.739
	Tomas Nagys, F	51	69	.739
2003-04	Shawan Robinson, G	58	77	.753
2004-05	Shawan Robinson, G	41	49	.837
2005-06	Shawan Robinson, G	84	92	.913
2006-07	K.C. Rivers, G/F	50	68	.735
2007-08	Terrence Oglesby, G	57	67	.851
2008-09	Terrence Oglesby, G	71	84	.845
2009-10	Andre Young, G	48	60	.800
2010-11	Milton Jennings, F	61	79	.772
2011-12	Andre Young, G	72	87	.828
2012-13	K.J. McDaniels, F	54	79	.684
2013-14	K.J. McDaniels, F	154	183	.842
2014-15	Jordan Roper, G	36	44	.818
2015-16	Donte Grantham, F	44	52	.846
2016-17	Marcquise Reed, G	96	106	.906
2017-18	Shelton Mitchell, F	108	126	.857
2018-19	Marcquise Reed, G	150	178	.843

YEARLY LEADERS

REBOUNDING

Year	Name	REB	AVG
1952-53	John McGraw, C	177	11.1
1953-54	Charley Gage, F	261	11.3
1954-55	Tommy Smith, F	161	8.5
1955-56	Gene Seay, C	262	10.5
1956-57	Gene Seay, C	166	7.5
1957-58	George Krajack, F	165	6.9
1958-59	George Krajack, F	154	6.4
1959-60	Tom Mahaffey, F	195	7.5
1960-61	Tom Mahaffey, F	293	11.3
1961-62	Donnie Mahaffey, C	176	6.8
1962-63	Donnie Mahaffey, C	267	10.7
1963-64	Donnie Mahaffey, C	223	8.9
1964-65	Randy Mahaffey, C	224	9.7
1965-66	Randy Mahaffey, C	256	10.2
1966-67	Randy Mahaffey, C	225	9.0
1967-68	Richie Mahaffey, C	276	11.5
1968-69	Ronnie Yates, F	153	6.4
1969-70	Richie Mahaffey, C	145	9.1
1970-71	Dave Angel, C	180	6.9
1971-72	Dave Angel, C	253	9.7
1972-73	Dave Angel, C	174	6.7
1973-74	Tree Rollins, C	316	12.2
1974-75	Tree Rollins, C	328	11.7
1975-76	Tree Rollins, C	308	11.0
1976-77	Tree Rollins, C	359	12.8
1977-78	John Campbell, C	195	7.2
1978-79	Larry Nance, F	210	7.2
1979-80	Larry Nance, F	259	8.1
1980-81	Larry Nance, C	237	7.6
1981-82	Horace Wyatt, C	187	6.7
1982-83	Raymond Jones, C	219	7.1
1983-84	Murray Jarman, C	149	5.5
1984-85	Vincent Hamilton, G	200	6.9
1985-86	Horace Grant, F	357	10.5
1986-87	Horace Grant, C	299	9.6
1987-88	Dale Davis, F	223	7.7
1988-89	Dale Davis, F	258	8.9
1989-90	Dale Davis, F	395	11.3
1990-91	Dale Davis, C	340	12.1
1991-92	Sharon Wright, C	227	8.1
1992-93	Sharon Wright, C	314	10.5
1993-94	Sharon Wright, C	362	10.6
1994-95	Greg Buckner, F	165	5.9
1995-96	Harold Jamison, C	172	5.9
1996-97	Harold Jamison, F	187	5.7
1997-98	Harold Jamison, F	232	7.3
1998-99	Harold Jamison, F	346	9.9
1999-00	Adam Allenspach, C	206	7.1
2000-01	Chris Hobbs, F	190	6.3
2001-02	Ray Henderson, C	265	8.8
2002-03	Sharrod Ford, C	191	6.8
2003-04	Sharrod Ford, C	202	7.1
2004-05	Sharrod Ford, C	261	8.2
2005-06	Akin Akingbala, C	263	8.2
2006-07	James Mays, F	232	6.4
	Trevor Booker, C	232	6.4
2007-08	Trevor Booker, C	249	7.3
2008-09	Trevor Booker, F	311	9.7
2009-10	Trevor Booker, F	268	8.4
2010-11	Jerai Grant, F/C	228	6.7
2011-12	Devin Booker, F/C	217	7.0
2012-13	Devin Booker, F/C	231	7.5
2013-14	K.J. McDaniels, F	255	7.1
2014-15	Jaron Blossomgame, F	253	8.2
2015-16	Jaron Blossomgame, F	207	6.7
2016-17	Sidy Sdjitte, C	247	7.7
2017-18	Elijah Thomas, F/C	283	8.1
2018-19	Elijah Thomas, F/C	265	7.8

ASSISTS

1969-70	Butch Zatezalo, G	80
1970-71	John Coakley, G	38
1971-72	Terrell Suit, G	40
1972-73	Ron DiPasquale, G	42
1973-74	Jeff Reisinger, F	45
1974-75	Jo Jo Bethea, G	81
1975-76	Derrick Johnson, G	98
1976-77	Derrick Johnson, G	169
1977-78	Derrick Johnson, G	132
1978-79	Bobby Conrad, G	101
1979-80	Bobby Conrad, G	157
1980-81	Chris Dadds, G	187
1981-82	Mike Eppley, G	89
1982-83	Marc Campbell, G	124
1983-84	Marc Campbell, G	104
1984-85	Grayson Marshall, G	192
1985-86	Grayson Marshall, G	262
1986-87	Grayson Marshall, G	221
1987-88	Grayson Marshall, G	182
1988-89	Marion Cash, G	161
1989-90	Marion Cash, G	174
1990-91	David Young, G	100
1991-92	Chris Whitney, G	161
1992-93	Chris Whitney, G	193

1993-94	Lou Richie, G	182
1994-95	Merl Code, G	111
1995-96	Terrell McIntyre, G	90
1996-97	Terrell McIntyre, G	145
1997-98	Terrell McIntyre, G	154
1998-99	Terrell McIntyre, G	188
1999-00	Will Solomon, G	95
2000-01	Edward Scott, G	127
2001-02	Edward Scott, G	238
2002-03	Edward Scott, G	161
2003-04	Vernon Hamilton, G	91
2004-05	Shawan Robinson, G	94
2005-06	Cliff Hammonds, G	105
2006-07	Cliff Hammonds, G	147
2007-08	Cliff Hammonds, G	133
2008-09	Demontez Stitt, G	121
2009-10	Demontez Stitt, G	94
2010-11	Demontez Stitt, G	107
2011-12	Tanner Smith, G	128
2012-13	Rod Hall, G	110
2013-14	Rod Hall, G	143
2014-15	Rod Hall, G	106
2015-16	Jordan Roper, G	118
2016-17	Shelton Mitchell, G	103
2017-18	Shelton Mitchell, G	119
2018-19	Shelton Mitchell, G	95
	Marcquise Reed, G	95

STEALS

1975-76	Derrick Johnson, G	47
1976-77	Stan Rome, F	52
1977-78	Derrick Johnson, G	46
1978-79	Derrick Johnson, G	45
1979-80	Bobby Conrad, G	60
1980-81	Chris Dadds, G	39
1981-82	Vincent Hamilton, G	32
1982-83	Marc Campbell, G	25
1983-84	Vincent Hamilton, G	29
1984-85	Grayson Marshall, G	37
1985-86	Grayson Marshall, G	48
1986-87	Michael Tait, G	54
1987-88	Grayson Marshall, G	53
1988-89	Derrick Forrest, G	48
1989-90	Derrick Forrest, G	57
1990-91	Sean Tyson, F	46
1991-92	Andre Bovain, G	49
1992-93	Chris Whitney, G	73
1993-94	Lou Richie, G	47
1994-95	Greg Buckner, F	63
1995-96	Terrell McIntyre, G	37
1996-97	Terrell McIntyre, G	42
1997-98	Terrell McIntyre, G	58
1998-99	Terrell McIntyre, G	57
1999-00	Will Solomon, G	38
2000-01	Tony Stockman, G	44
2001-02	Edward Scott, G	44
2002-03	Chey Christie, G	45
2003-04	Vernon Hamilton, G	50
2004-05	Vernon Hamilton, G	68
2005-06	Vernon Hamilton, G	83
2006-07	Vernon Hamilton, G	70
2007-08	Cliff Hammonds, G	66
2008-09	K.C. Rivers, G/F	55
2009-10	Andre Young, G	54
2010-11	Andre Young, G	47
2011-12	Tanner Smith, G	52
	Andre Young, G	52
2012-13	Jordan Roper, G	35
2013-14	K.J. McDaniels, F	41
2014-15	Donte Grantham, F	27
	Rod Hall, G	27
2015-16	Jordan Roper, G	40
2016-17	Marcquise Reed, G	46
2017-18	Marcquise Reed, G	58
2018-19	Marcquise Reed, G	66

BLOCKED SHOTS

1973-74	Tree Rollins, C	106
1974-75	Tree Rollins, C	119
1975-76	Tree Rollins, C	117
1976-77	Tree Rollins, C	108
1977-78	John Campbell, C	53
1978-79	Larry Nance, F	34
1979-80	John Campbell, C	46
1980-81	Larry Nance, F	28
1981-82	Horace Wyatt, F	9
1982-83	Raymond Jones, C	30
1983-84	Raymond Jones, C	27
1984-85	Glen McCants, C	38
1985-86	Glen McCants, C	46
1986-87	Elden Campbell, C	62
1987-88	Elden Campbell, C	88
1988-89	Elden Campbell, C	87
1989-90	Elden Campbell, C	97
1990-91	Dale Davis, C	74

1991-92	Sharon Wright, C	63
1992-93	Sharon Wright, C	124
1993-94	Sharon Wright, C	99
1994-95	Greg Buckner, F	12
	Andy Kelly, F	12
1995-96	Andrius Jurkunas, F	34
1996-97	Harold Jamison, C	25
1997-98	Adam Allenspach, C	19
1998-99	Tom Wideman, C	18
1999-00	Chucky Gilmore, C	25
2000-01	Tomas Nagys, F	17
2001-02	Ray Henderson, C	36
2002-03	Ray Henderson, C	25
2003-04	Sharrod Ford, C	64
2004-05	Sharrod Ford, C	68
2005-06	Akin Akingbala, C	41
2006-07	Trevor Booker, C	78
2007-08	Trevor Booker, C	63
2008-09	Trevor Booker, F	63
2009-10	Jerai Grant, F/C	54
2010-11	Jerai Grant, F/C	78
2011-12	Devin Booker, F/C	29
2012-13	K.J. McDaniels, F	58
2013-14	K.J. McDaniels, F	100
2014-15	Landry Nnoko, C	63
2015-16	Landry Nnoko, C	71
2016-17	Jaron Blossomgame, F	30
2017-18	Elijah Thomas, F/C	79
2018-19	Elijah Thomas, F/C	74

DOUBLE-DOUBLES

1957-58	Walt Gibbons, C	5
1958-59	Walt Gibbons, C	4
1959-60	Ed Krajack, G	7
1960-61	Tom Mahaffey, F	16
1961-62	Tom Mahaffey, F	5
1962-63	Donnie Mahaffey, C	8
1963-64	Donnie Mahaffey, C	7
1964-65	Randy Mahaffey, C	10
1965-66	Randy Mahaffey, C	11
1966-67	Randy Mahaffey, C	9
1967-68	Richie Mahaffey, C	13
1968-69	Richie Mahaffey, C	5
	Ronnie Yates, F	5
1969-70	Greg Latin, F	11
1970-71	Dickie Foster, F	4
1971-72	David Angel, C	9
1972-73	Jeff Reisinger, F	4
1973-74	Tree Rollins, C	16
1974-75	Tree Rollins, C	14
1975-76	Tree Rollins, C	12
1976-77	Tree Rollins, C	19
1977-78	John Campbell, C	5
1978-79	Larry Nance, F	4
1979-80	Larry Nance, F	10
1980-81	Larry Nance, C	6
1981-82	Horace Wyatt, C	3
1982-83	Raymond Jones, C	5
1983-84	Raymond Jones, F	1
	Murray Jarman, C	1
1984-85	Horace Grant, F	7
1985-86	Horace Grant, F	16
1986-87	Horace Grant, C	13
1987-88	Elden Campbell, C	5
	Dale Davis, F	5
1988-89	Dale Davis, F	8
1989-90	Dale Davis, F	20
1990-91	Dale Davis, C	19
1991-92	Sharon Wright, C	8
1992-93	Sharon Wright, C	15
1993-94	Sharon Wright, C	18
1994-95	Iker Iturbe, F	2
1995-96	Tom Wideman, C	1
	Greg Buckner, F	1
	Three with	1
1997-98	Harold Jamison, F	4
1998-99	Harold Jamison, F	14
1999-00	Adam Allenspach, C	6
2000-01	Adam Allenspach, C	6
	Chris Hobbs, F	6
2001-02	Ray Henderson, C	9
2002-03	Sharrod Ford, C	3
2003-04	Sharrod Ford, C	7
2004-05	Sharrod Ford, C	10
2005-06	Akin Akingbala, C	10
2006-07	James Mays, F	7
2007-08	Trevor Booker, C	7
2008-09	Trevor Booker, F	13
2009-10	Trevor Booker, F	9
2010-11	Jerai Grant, F/C	4
	Milton Jennings, F	4
2011-12	Devin Booker, F/C	5
2012-13	Devin Booker, F/C	6
2013-14	K.J. McDaniels, F	7
2014-15	Jaron Blossomgame, F	8

2015-16	Jaron Blossomgame, F	3
	Landry Nnoko, C	3
2016-17	Jaron Blossomgame, F	4
2017-18	Elijah Thomas, F/C	9
2018-19	Elijah Thomas, F/C	9

PLAYING TIME

1975-76	Tree Rollins, C	861
1976-77	Tree Rollins, C	778
1977-78	Derrick Johnson, G	765
1978-79	Larry Nance, F	837
1979-80	Billy Williams, G	1,088
1980-81	Chris Dadds, G	895
1981-82	Vincent Hamilton, G	992
1982-83	Raymond Jones, C	832
1983-84	Murray Jarman, C	864
1984-85	Vincent Hamilton, G	1,062
1985-86	Grayson Marshall, G	1,186
1986-87	Horace Grant, C	1,010
1987-88	Grayson Marshall, G	1,056
1988-89	Derrick Forrest, G	894
1989-90	Marion Cash, G	1,105
1990-91	Dale Davis, C	971
1991-92	Chris Whitney, G	982
1992-93	Chris Whitney, G	1,126
1993-94	Sharone Wright, C	1,027
1994-95	Merl Code, G	916
1995-96	Greg Buckner, F	950
1996-97	Terrell McIntyre, G	1,105
1997-98	Greg Buckner, F	1,022
1998-99	Terrell McIntyre, G	1,250
1999-00	Will Solomon, G	1,079
2000-01	Edward Scott, G	1,000
2001-02	Edward Scott, G	1,105
2002-03	Edward Scott, G	1,077
2003-04	Sharrod Ford, C	803
2004-05	Cliff Hammonds, G	968
2005-06	Cliff Hammonds, G	951
2006-07	Cliff Hammonds, G	1,204
2007-08	Cliff Hammonds, G	1,162
2008-09	K.C. Rivers, G/F	991
2009-10	Trevor Booker, F	984
2010-11	Andre Young, G	1,098
2011-12	Andre Young, G	1,071
2012-13	Devin Booker, F/C	988
2013-14	K.J. McDaniels, F	1,212
2014-15	Rod Hall, G	1,061
2015-16	Jaron Blossomgame, F	1,060
2016-17	Jaron Blossomgame, F	1,133
2017-18	Marcquise Reed, G	1,221
2018-19	Marcquise Reed, G	1,098

YEARLY LEADERS

2018-19	Elijah Thomas, F/C	25
CHARGES TAKEN		
1978-79	Bobby Conrad, G	32
1979-80	Bobby Conrad, G	20
1980-81	Fred Gilliam, G	15
1981-82	David Shaffer, F	8
1982-83	David Shaffer, F	12
1983-84	Marc Campbell, G	9
1984-85	Grayson Marshall, G	20
1985-86	Jerry Pryor, F	13
1986-87	Grayson Marshall, G	13
1987-88	Jerry Pryor, F	21
1988-89	Jerry Pryor, F	9
1989-90	Marion Cash, G	10
1990-91	Ricky Jones, F	5
1991-92	Devin Gray, F	7
1992-93	Devin Gray, F	7
1993-94	Lou Richie, G	6
1994-95	Merl Code, G	6
	Bill Harder, G	6
	Bruce Martin, G	6
1995-96	Bill Harder, G	11
1996-97	Iker Iturbe, F	15
1997-98	Iker Iturbe, F	10
1998-99	Harold Jamison, F	14
1999-00	Tomas Nagys, F	12
2000-01	Dustin Braddick, G	7
2001-02	Chris Hobbs, F	13
2002-03	Chey Christie, G	11
2003-04	Chris Hobbs, F	16
2004-05	Sharrod Ford, C	11
2005-06	Sam Perry, F	10
2006-07	James Mays, F	11
2007-08	K.C. Rivers, G/F	9
2008-09	Demontez Stitt, G	18
2009-10	Demontez Stitt, G	14
2010-11	Tanner Smith, G	15
2011-12	Tanner Smith, G	7
2012-13	Milton Jennings, F	3
2013-14	Sidy Djitte, C	3
	Adonis Filer, G	3
2014-15	Rod Hall, G	5
2015-16	Sidy Djitte, C	7
2016-17	Sidy Djitte, C	7
2017-18	Mark Donnal, F	10
2018-19	Elijah Thomas, F/C	8

OFFENSIVE REBOUNDS

1978-79	Larry Nance, F	78
1979-80	Larry Nance, F	94
1980-81	Larry Nance, F	76
1981-82	Horace Wyatt, C	68
1982-83	Raymond Jones, C	93
1983-84	Vincent Hamilton, G	60
1984-85	Vincent Hamilton, G	84
1985-86	Horace Grant, F	144
1986-87	Horace Grant, F	114
1987-88	Dale Davis, F	97
1988-89	Dale Davis, F	100
1989-90	Dale Davis, F	166
1990-91	Dale Davis, C	122
1991-92	Sharone Wright, C	120
1992-93	Sharone Wright, C	128
1993-94	Sharone Wright, C	124
1994-95	Rayfield Ragland, F	59
1995-96	Harold Jamison, C	80
1996-97	Harold Jamison, F	90
1997-98	Harold Jamison, F	126
1998-99	Harold Jamison, F	123
1999-00	Adam Allenspach, C	79
2000-01	Chris Hobbs, F	65
2001-02	Ray Henderson, C	86
2002-03	Sharrod Ford, C	71
2003-04	Sharrod Ford, C	80
2004-05	Sharrod Ford, C	110
2005-06	Akin Akingbala, C	96
2006-07	Trevor Booker, C	112
2007-08	James Mays, F	98
2008-09	Trevor Booker, F	107
2009-10	Trevor Booker, F	89
2010-11	Jerai Grant, F/C	89
2011-12	Devin Booker, F/C	82
2012-13	Devin Booker, F/C	93
2013-14	K.J. McDaniels, F	86
2014-15	Jaron Blossomgame, F	76
2015-16	Landry Nnoko, C	67
2016-17	Sidy Djitte, C	116
2017-18	Elijah Thomas, F/C	80
2018-19	Elijah Thomas, F/C	84

THREE-POINT GOALS

1982-83	Marc Campbell, G	37
1986-87	Michael Tait, G	70
1987-88	Grayson Marshall, G	22
1988-89	Derrick Forrest, G	49

1989-90	David Young, G	39
1990-91	David Young, G	50
1991-92	Chris Whitney, G	80
1992-93	Chris Whitney, G	87
1993-94	Jeff Brown, F	65
1994-95	Bruce Martin, G	64
1995-96	Andrius Jurkunas, F	51
1996-97	Terrell McIntyre, G	61
1997-98	Terrell McIntyre, G	56
1998-99	Terrell McIntyre, G	99
1999-00	Will Solomon, G	93
2000-01	Will Solomon, G	95
2001-02	Tony Stockman, G	80
2002-03	Edward Scott, G	44
2003-04	Shawan Robinson, G	43
2004-05	Shawan Robinson, G	69
2005-06	Shawan Robinson, G	63
2006-07	K.C. Rivers, G/F	88
2007-08	Terrence Oglesby, G	85
2008-09	Terrence Oglesby, G	92
2009-10	Andre Young, G	60
2010-11	Andre Young, G	80
2011-12	Andre Young, G	66
2012-13	Jordan Roper, G	41
2013-14	K.J. McDaniels, F	42
2014-15	Donte Grantham, F	41
2015-16	Donte Grantham, F	56
2016-17	Avry Holmes, G	69
2017-18	Gabe DeVoe, G	86
2018-19	Marquise Reed, G	48
	Shelton Mitchell	48

THREE-POINT GOALS PER GAME

1982-83	Marc Campbell, G	1.94
1986-87	Michael Tait, G	2.25
1987-88	Donnell Bruce, G	0.76
1988-89	Derrick Forrest, G	1.63
1989-90	David Young, G	1.11
1990-91	David Young, G	1.78
1991-92	Chris Whitney, G	2.86
1992-93	Chris Whitney, G	2.90
1993-94	Jeff Brown, F	2.17
1994-95	Bruce Martin, G	2.29
1995-96	Andrius Jurkunas, F	1.76
1996-97	Terrell McIntyre, G	1.85
1997-98	Terrell McIntyre, G	1.93
1998-99	Terrell McIntyre, G	2.83
1999-00	Will Solomon, G	3.10
2000-01	Will Solomon, G	3.17
2001-02	Tony Stockman, G	2.86

2002-03	Edward Scott, G	1.57
2003-04	Shawan Robinson, G	1.54
2004-05	Shawan Robinson, G	2.16
2005-06	Shawan Robinson, G	1.97
2006-07	K.C. Rivers, G/F	2.44
2007-08	Terrence Oglesby, G	2.50
2008-09	Terrence Oglesby, G	2.88
2009-10	Andre Young, G	1.88
2010-11	Andre Young, G	2.35
2011-12	Andre Young, G	2.13
2012-13	Milton Jennings, F	1.38
2013-14	K.J. McDaniels, F	1.17
2014-15	Donte Grantham, F	1.32
2015-16	Donte Grantham, F	1.81
2016-17	Avry Holmes, G	2.10
2017-18	Gabe DeVoe, G	2.46
2018-19	Marquise Reed, G	1.55

THREE-POINT GOAL ACCURACY

(Minimum of 30 Attempts)		
1982-83	Marc Campbell, G	37-73 .507
1986-87	Michael Tait, G	70-136 .515
1987-88	Chris Duncan, G	15-44 .341
	Donnell Bruce, G	15-44 .341
1988-89	David Young, G	36-97 .371
1989-90	Kirkland Howling, G	38-101 .376
1990-91	David Young, G	50-142 .352
1991-92	Ryan Amestoy, F	14-30 .467
1992-93	Chris Whitney, G	87-213 .408
1993-94	Jeff Brown, F	65-151 .430
1994-95	Bruce Martin, G	64-144 .444
1995-96	Andrius Jurkunas, F	51-121 .421
1996-97	Terrell McIntyre, G	61-172 .355
1997-98	Tony Christie, F	54-130 .415
1998-99	Terrell McIntyre, G	99-246 .402
1999-00	Will Solomon, G	93-248 .375
2000-01	Pasha Bains, G	28-69 .406
2001-02	Jamar McKnight, F	45-120 .375
2002-03	Shawan Robinson, G	28-59 .475
2003-04	Shawan Robinson, G	43-115 .374
2004-05	Shawan Robinson, G	69-171 .404
2005-06	Troy Mathis, G	19-45 .422
2006-07	K.C. Rivers, G/F	88-223 .395
2007-08	Terrence Oglesby, G	85-211 .403
2008-09	K.C. Rivers, G/F	69-176 .392
2009-10	Demontez Stitt, G	33-84 .393
2010-11	Andre Young, G	80-202 .396
2011-12	Tanner Smith	40-114 .351
2012-13	Jordan Roper, G	41-99 .414
2013-14	Damarcus Harrison, G	36-103 .350

2014-15	Damarcus Harrison, G	40-115 .348
2015-16	Jaron Blossomgame, F	45-101 .446
2016-17	Shelton Mitchell, G	29-64 .453
2017-18	Mark Donnal, F	20-42 .476
2018-19	David Skara, F	33-91 .363

ASSIST-TURNOVER RATIO

(Minimum of 300 minutes played)

Year	Player	Asst-TO	Ratio
1975-76	Bruce Harman, G	58-40	1.45
1976-77	Greg Coles, G	61-35	1.74
1977-78	Derrick Johnson, G	132-67	1.97
1978-79	Bobby Conrad, G	105-55	1.91
1979-80	Fred Gilliam, F	38-20	1.90
1980-81	Vincent Hamilton, G	80-36	2.22
1981-82	Chris Dodds, G	74-36	2.06
1982-83	Marc Campbell, G	124-45	2.76
1983-84	Marc Campbell, G	104-43	2.42
1984-85	Grayson Marshall, G	192-95	2.02
1985-86	Grayson Marshall, G	262-93	2.82
1986-87	Grayson Marshall, G	221-74	2.99
1987-88	Grayson Marshall, G	182-85	2.14
1988-89	Tim Kincaid, G	107-63	1.69
1989-90	David Young, G	142-66	2.15
1990-91	David Young, G	100-68	1.47
1991-92	Chris Whitney, G	161-94	1.71
1992-93	Chris Whitney, G	193-110	1.75
1993-94	Lou Richie, G	182-87	2.09
1994-95	Merl Code, G	111-67	1.66
1995-96	Bill Harder, G	56-32	1.75
1996-97	Terrell McIntyre, G	145-66	2.20
1997-98	Terrell McIntyre, G	154-68	2.26
1998-99	Johnny Miller, G	74-34	1.90
1999-00	Dustin Braddick, F	49-37	1.32
2000-01	Edward Scott, G	127-74	1.72
2001-02	Edward Scott, G	238-109	2.18
2002-03	Edward Scott, G	161-79	2.04
2003-04	Vernon Hamilton, G	91-87	1.05
2004-05	Cliff Hammonds, G	88-64	1.38
2005-06	Cliff Hammonds, G	105-57	1.84
2006-07	Cliff Hammonds, G	147-59	2.49
2007-08	Cliff Hammonds, G	133-60	2.22
2008-09	Andre Young, G	66-23	2.87
2009-10	Trevor Booker, F	81-62	1.31
2010-11	Andre Young, G	102-40	2.55
2011-12	Andre Young, G	97-41	2.36
2012-13	Rod Hall, G	110-60	1.83
2013-14	Rod Hall, G	143-72	1.99
2014-15	Rod Hall, G	106-64	1.66
2015-16	Jordan Roper, G	118-39	3.03
2016-17	Shelton Mitchell, G	103-59	1.75
2017-18	Shelton Mitchell, G	119-67	1.78
2018-19	Shelton Mitchell, G	95-72	1.32

ANDRE YOUNG LED THE TIGERS
IN THREE-POINT GOALS HIS FINAL
THREE SEASONS (2009-12).



CLASS RECORDS

GAMES PLAYED

As a Freshman		
Trevor Booker	36	2006-07
David Potter	36	2006-07
Will Solomon	34	1998-99
Terrence Oglesby	34	2007-08
Sidy Djitte	34	2013-14
Aamir Simms	34	2017-18
John Newman III	34	2018-19

As a Sophomore

K.C. Rivers	36	2006-07
Raymond Sykes	36	2006-07
David Young	35	1989-90
Adam Allenspach	35	1998-99
Adonis Filer	34	2013-14
Landry Nnoko	34	2013-14
Jordan Roper	34	2013-14
Clyde Trapp	34	2018-19

As a Junior

Cliff Hammonds	36	2006-07
James Mays	36	2006-07
Sam Perry	36	2006-07
Rod Hall	36	2013-14
Damarcus Harrison	36	2013-14
K.J. McDaniels	36	2013-14

As a Senior

Vernon Hamilton	36	2006-07
Elden Campbell	35	1989-90
Marion Cash	35	1989-90
Derrick Forrest	35	1989-90
Kirkland Howling	35	1989-90
Harold Jamison	35	1998-99
Terrell McIntyre	35	1998-99
Tom Wideman	35	1998-99
Gabe DeVoe	35	2017-18

FIELD GOALS MADE

As a Freshman		
Skip Wise	188	1974-75
Trevor Booker	159	2006-07
Tree Rollins	144	1973-74
Greg Buckner	141	1994-95
Sharone Wright	137	1991-92

As a Sophomore

Elden Campbell	217	1987-88
Will Solomon	213	1999-00
Vince Yockel	210	1955-56
Devin Gray	197	1992-93
Butch Zatezalo	189	1967-68

As a Junior

Bill Yarborough	247	1954-55
Butch Zatezalo	228	1968-69
K.J. McDaniels	209	2013-14
Horace Grant	208	1985-86

Elden Campbell	205	1988-89
Dale Davis	205	1989-90

As a Senior

Horace Grant	256	1986-87
Billy Williams	229	1979-80
Elden Campbell	225	1989-90
Jaron Blossomgame	220	2016-17
Butch Zatezalo	213	1969-70

FIELD GOAL PERCENTAGE

(Min. 100 attempts)

As a Freshman

Sharrod Ford	60.6	2001-02
Trevor Booker	60.2	2006-07
Chris Hobbs	56.6	2000-01
Devin Booker	56.1	2009-10
Elden Campbell	55.4	1986-87

As a Sophomore

Dale Davis	67.0	1988-89
Elden Campbell	62.9	1987-88
Akin Akingbala	60.6	2003-04
Harold Jamison	59.7	1996-97
Vincent Hamilton	58.6	1981-82

As a Junior

Jerai Grant	63.2	2009-10
Dale Davis	62.5	1989-90
Sidy Djitte	62.0	2015-16
Jerry Pryor	59.3	1987-88
Akin Akingbala	59.3	2004-05

As a Senior

Harold Jamison	67.4	1998-99
Horace Grant	65.6	1986-87
Elijah Thomas	61.2	2018-19
Horace Wyatt	60.1	1981-82
Raymond Jones	58.8	1984-85

FREE THROW ATTEMPTS

As a Freshman

Harold Jamison	135	1995-96
Skip Wise	114	1974-75
Sharone Wright	112	1991-92
Demontez Stitt	109	2007-08
Chris Hobbs	96	2000-01

As a Sophomore

Butch Zatezalo	212	1967-68
Vince Yockel	173	1955-56
Dave Angel	165	1970-71
Chris Hobbs	162	2001-02

As a Junior

Richie Mahaffey	250	1967-68
Sharone Wright	233	1993-94
Butch Zatezalo	229	1968-69
Dale Davis	213	1989-90

Bill Yarborough	198	1954-55
-----------------	-----	---------

As a Senior

Richie Mahaffey	214	1969-70
Elden Campbell	207	1989-90
Dale Davis	205	1990-91
Horace Grant	195	1986-87
Harold Jamison	188	1998-99

FREE THROWS MADE

As a Freshman

Skip Wise	86	1974-75
Harold Jamison	83	1995-96
Demontez Stitt	83	2007-08
Terrell McIntyre	80	1995-96
Sharone Wright	63	1991-92

As a Sophomore

Butch Zatezalo	174	1967-68
Choppy Patterson	125	1959-60
Vince Yockel	124	1955-56
Randy Mahaffey	108	1964-65
Will Solomon	108	1999-00

As a Junior

Butch Zatezalo	189	1968-69
Richie Mahaffey	165	1967-68
Bill Yarborough	157	1954-55
K.J. McDaniels	154	2013-14
Sharone Wright	150	1993-94

As a Senior

Marcquise Reed	150	2018-19
Jim Brennan	139	1963-64
Butch Zatezalo	138	1969-70
Horace Grant	138	1986-87
Terrell McIntyre	130	1998-99

FREE THROW PERCENTAGE

(Min. 30 Attempts)

As a Freshman

Anthony Jenkins	88.2	1982-83
Terrence Oglesby	85.1	2007-08
Fred Gilliam	84.4	1979-80
Tony Stockman	83.6	2000-01
Merl Code	80.9	1993-94

As a Sophomore

Marcquise Reed	90.6	2016-17
Derrick Johnson	88.7	1976-77
Tim Kincaid	85.6	1987-88
Fred Gilliam	85.1	1980-81
Donte Grantham	84.6	2015-16

As a Junior

Shelton Mitchell	85.7	2017-18
Johnny Snee	85.2	1950-51
Jim Sutherland	85.0	1965-66
Marcquise Reed	84.5	2017-18
Choppy Patterson	84.4	1960-61

As a Senior

Shawan Robinson	91.3	2005-06
Gary Burnisky	89.8	1963-64
Jim Sutherland	89.7	1966-67
Bruce Martin	87.5	1994-95
Marcquise Reed	84.3	2018-19

REBOUNDS

As a Freshman

Tree Rollins	316	1973-74
Trevor Booker	232	2006-07
Sharone Wright	227	1991-92
Dale Davis	223	1987-88
Chris Hobbs	190	2000-01

As a Sophomore

Tree Rollins	328	1974-75
Sharone Wright	314	1992-93
Dale Davis	258	1988-89
Jaron Blossomgame	253	2014-15
Trevor Booker	249	2007-08

As a Junior

Dale Davis	395	1989-90
Sharone Wright	362	1993-94
Horace Grant	357	1985-86
Trevor Booker	311	2008-09
Tree Rollins	308	1975-76

As a Senior

Tree Rollins	359	1976-77
Harold Jamison	346	1998-99
Dale Davis	340	1990-91
Ron Richardson	327	1951-52
Horace Grant	299	1986-87

OFFENSIVE REBOUNDS

As a Freshman

Sharone Wright	120	1991-92
Trevor Booker	112	2006-07
Dale Davis	97	1987-88
Harold Jamison	80	1995-96
Vincent Hamilton	70	1980-81

As a Sophomore

Sharone Wright	128	1992-93
Dale Davis	100	1988-89
Raymond Jones	93	1982-83
Trevor Booker	92	2007-08
Harold Jamison	90	1996-97

As a Junior

Dale Davis	166	1989-90
Horace Grant	144	1985-86
Harold Jamison	126	1997-98
Sharone Wright	124	1993-94
Trevor Booker	107	2008-09

As a Senior

Harold Jamison	123	1998-99
Dale Davis	122	1990-91
Sidy Djitte	116	2016-17
Horace Grant	114	1986-87
Sharrod Ford	110	2004-05

REBOUND AVERAGE

As a Freshman

Tree Rollins	12.2	1973-74
Sharone Wright	8.1	1991-92
Dale Davis	7.7	1987-88
Trevor Booker	6.4	2006-07
Chris Hobbs	6.3	2000-01

As a Sophomore

Tree Rollins	11.7	1974-75
Sharone Wright	10.5	1992-93
Randy Mahaffey	9.7	1964-65
Dale Davis	8.9	1988-89
Vince Yockel	8.4	1955-56

As a Junior

Marvin Robinson	12.8	1951-52
Richie Mahaffey	11.5	1967-68
Tommy Mahaffey	11.3	1960-61
Dale Davis	11.3	1989-90
Tree Rollins	11.0	1975-76

As a Senior

Ron Richardson	13.6	1951-52
Tree Rollins	12.8	1976-77
Dale Davis	12.1	1990-91
Charley Gage	11.3	1953-54
John McGraw	11.1	1952-53

POINTS SCORED

As a Freshman

Skip Wise	462	1974-75
Trevor Booker	374	2006-07
Tony Stockman	373	2000-01
Terrell McIntyre	369	1995-96
Terrence Oglesby	356	2007-08

As a Sophomore


Will Solomon	627	1999-00
Butch Zatezalo	552	1967-68
Vince Yockel	544	1955-56
Elden Campbell	525	1987-88
K.C. Rivers	504	2006-07

As a Junior

Bill Yarborough	651	1954-55
Butch Zatezalo	645	1968-69
K.J. McDaniels	614	2013-14
Will Solomon	591	2000-01
Jaron Blossomgame	580	2015-16

As a Senior

Horace Grant	651	1986-87
Terrell McIntyre	627	1998-99
Marcquise Reed	602	2018-19



RICHIE MAHAFFEY
ATTEMPTED 250
FREE THROWS IN
1967-68, STILL
A CLEMSON
RECORD.



CLASS RECORDS

Jaron Blossomgame	584	2016-17
Elden Campbell	575	1989-90

SCORING AVERAGE

As a Freshman

Skip Wise	18.4	1974-75
Terrell McIntyre	12.7	1995-96
Tree Rollins	12.4	1973-74
June Pruitt	12.3	1945-46
Sharone Wright	12.0	1991-92
Greg Buckner	12.0	1994-95

As a Sophomore

Butch Zatezalo	23.0	1967-68
Vince Yockel	20.92	1955-56
Will Solomon	20.90	1999-00
Elden Campbell	18.8	1987-88
Randy Mahaffey	17.3	1964-65

As a Junior

Bill Yarborough	28.3	1954-55
Butch Zatezalo	25.8	1968-69
Vince Yockel	19.8	1956-57
Will Solomon	19.7	2000-01
Choppy Patterson	19.0	1960-61

As a Senior

Butch Zatezalo	21.7	1969-70
Horace Grant	21.0	1986-87
Garry Helms	19.2	1965-66
Marcquise Reed	19.4	2018-19
Jim Sutherland	18.8	1966-67

ASSISTS

As a Freshman

Grayson Marshall	192	1984-85
Derrick Johnson	98	1975-76
Eric Burks	97	1990-91
Demontez Stitt	97	2007-08
Vernon Hamilton	91	2003-04

As a Sophomore

Grayson Marshall	262	1985-86
Derrick Johnson	169	1976-77
Terrell McIntyre	145	1996-97
David Young	142	1989-90
Tim Kincaid	128	1987-88

As a Junior

Edward Scott	238	2001-02
Grayson Marshall	221	1986-87
Chris Dodds	187	1980-81
Marion Cash	161	1988-89
Chris Whitney	161	1991-92

As a Senior

Chris Whitney	193	1992-93
Terrell McIntyre	188	1998-99
Grayson Marshall	182	1987-88
Lou Richie	182	1993-94
Marion Cash	174	1989-90

MINUTES PLAYED

As a Freshman

Cliff Hammonds	968	2004-05
Trevor Booker	936	2006-07
Donte Grantham	918	2014-15
Greg Buckner	911	1994-95
Terrell McIntyre	905	1995-96

As a Sophomore


Grayson Marshall	1186	1985-86
Terrell McIntyre	1105	1996-97
Will Solomon	1079	1999-00
K.C. Rivers	1045	2006-07
Donte Grantham	1011	2015-16

As a Junior

Marcquise Reed	1221	2017-18
K.J. McDaniels	1212	2013-14
Cliff Hammonds	1204	2006-07
Rod Hall	1194	2013-14
Edward Scott	1105	2001-02

As a Senior

Terrell McIntyre	1250	1998-99
Gabe DeVoe	1202	2017-18
Cliff Hammonds	1162	2007-08
Vernon Hamilton	1134	2006-07
Jaron Blossomgame	1133	2016-17



TERRENCE OGLESBY
HOLDS THE CLEMSON
FRESHMAN RECORD
WITH 85 THREE-
POINT GOALS.

BLOCKED SHOTS

As a Freshman

Tree Rollins	106	1973-74
Trevor Booker	78	2006-07
Sharone Wright	63	1991-92
Elden Campbell	62	1986-87
Dale Davis	38	1987-88

As a Sophomore

Sharone Wright	124	1992-93
Tree Rollins	119	1974-75
Elden Campbell	88	1987-88
Landry Nnoko	69	2013-14
Trevor Booker	63	2007-08

As a Junior

Tree Rollins	117	1975-76
K.J. McDaniels	100	2013-14
Sharone Wright	99	1993-94
Elden Campbell	87	1988-89
Elijah Thomas	79	2017-18

As a Senior

Tree Rollins	108	1976-77
Elden Campbell	97	1989-90
Jerai Grant	78	2010-11
Dale Davis	74	1990-91
Elijah Thomas	74	2018-19

THREE-POINT FIELD GOALS

As a Freshman

Terrence Oglesby	85	2007-08
------------------	----	---------

Tony Stockman	75	2000-01
Cliff Hammonds	60	2004-05
Andrius Jurkunas	51	1995-96
K.C. Rivers	44	2005-06

As a Sophomore

Will Solomon	93	1999-00
Terrence Oglesby	92	2008-09
K.C. Rivers	88	2006-07
Tony Stockman	80	2001-02
Terrell McIntyre	61	1996-97

As a Junior

Chris Whitney	80	1991-92
K.C. Rivers	80	2007-08
Andre Young	80	2010-11
Cliff Hammonds	75	2006-07
Shawan Robinson	69	2004-05

As a Senior

Terrell McIntyre	99	1998-99
Chris Whitney	87	1992-93
Gabe DeVoe	86	2017-18
Michael Tait	70	1986-87
Avry Holmes	69	2016-17

STEALS

As a Freshman

Greg Buckner	63	1994-95
Vernon Hamilton	50	2003-04
Derrick Johnson	47	1975-76
K.C. Rivers	47	2005-06
Tony Stockman	44	2000-01

Vernon Hamilton	68	2004-05
Devin Gray	60	1992-93
Cliff Hammonds	56	2005-06
Andre Young	54	2009-10
Merl Code	52	1994-95

As a Junior

Vernon Hamilton	83	2005-06
James Mays	69	2006-07
K.C. Rivers	64	2007-08
Cliff Hammonds	60	2006-07
Terrell McIntyre	58	1997-98
Marcquise Reed	58	2017-18

As a Senior

Chris Whitney	73	1992-93
Vernon Hamilton	70	2006-07
Cliff Hammonds	66	2007-08
Marcquise Reed	66	2018-19
Bobby Conrad	60	1979-80

DUNKS

As a Freshman

Trevor Booker	44	2006-07
Sharone Wright	28	1991-92
Elden Campbell	27	1986-87
Dale Davis	21	1987-88
Devin Booker	20	2009-10
K.J. McDaniels	20	2011-12

As a Sophomore

Devin Gray	50	1992-93
Elden Campbell	46	1987-88
Sharone Wright	42	1992-93
Dale Davis	37	1988-89
K.J. McDaniels	37	2012-13

As a Junior

K.J. McDaniels	58	2013-14
Sharone Wright	54	1993-94
Devin Booker	47	2011-12
Elden Campbell	43	1988-89
Jerai Grant	42	2009-10

As a Senior

Harold Jamison	62	1998-99
Akin Akingbala	59	2005-06
Larry Nance	55	1980-81
Tree Rollins	53	1976-77
Dale Davis	53	1990-91



BUTCH ZATEZALO HOLDS
THE SOPHOMORE AND
SENIOR CLASS SCORING
RECORDS AT CLEMSON.

CAREER RECORDS

POINTS SCORED

Rk	Name	Yrs	Years	GP	Avg	Pts
1.	Elden Campbell	4	1986-90	123	15.3	1880
2.	Terrell McIntyre	4	1995-99	126	14.6	1839
3.	Butch Zatezalo	3	1967-70	75	23.5	1761
4.	Greg Buckner	4	1994-98	122	14.4	1754
5.	Jaron Blossomgame	4	2013-17	128	13.5	1733
6.	Trevor Booker	4	2006-10	134	12.9	1725
7.	Horace Grant	4	1983-87	122	13.9	1696
8.	K.C. Rivers	4	2005-09	134	12.6	1684
9.	Dale Davis	4	1987-91	121	13.6	1650
10.	Bill Yarbrough	5	1952-57	85	18.3	1553
11.	Vincent Hamilton	5	1980-85	116	13.2	1530
12.	Marcquise Reed	3	2016-19	99	15.0	1484
13.	Cliff Hammonds	4	2004-08	134	10.9	1465
14.	Tree Rollins	4	1973-77	110	13.3	1463
15.	Will Solomon	3	1998-01	94	15.2	1431
16.	Stan Rome	4	1974-78	109	12.5	1365
17.	Demontez Stitt	4	2007-11	126	10.8	1365
18.	Vince Yockel	3	1955-58	74	18.2	1350
19.	Larry Nance	4	1977-81	117	11.5	1341
20.	Devin Gray	4	1991-95	94	14.1	1322
21.	Jim Brennan	3	1961-64	76	17.3	1317
22.	Sharone Wright	3	1991-94	92	14.2	1308
23.	Vernon Hamilton	4	2003-07	127	9.7	1238
24.	Harold Jamison	4	1995-99	129	9.5	1231
25.	Jim Sutherland	3	1964-67	71	17.3	1230
26.	Edward Scott	4	1999-03	112	10.9	1226
27.	Andre Young	4	2008-12	129	9.5	1223
28.	Shawan Robinson	4	2002-06	120	9.8	1177
29.	Randy Mahaffey	3	1964-67	73	16.0	1171
30.	Sharrod Ford	4	2001-05	118	9.8	1154
31.	Devin Booker	4	2009-13	128	9.0	1154
32.	Choppy Patterson	4	1959-63	76	14.8	1131
33.	Jerry Pryor	4	1985-89	123	9.1	1124
34.	Donte Grantham	4	2014-18	114	9.6	1100
35.	Shelton Mitchell	3	2016-19	94	11.6	1084
36.	Billy Williams	3	1977-80	85	12.7	1078
37.	Johnny Snee	4	1948-52	82	13.1	1077
38.	Colon Abraham	4	1974-78	106	10.0	1061
39.	K.J. McDaniels	3	2011-14	94	11.0	1035
40.	Richie Mahaffey	4	1966-70	75	13.6	1019
41.	Derrick Johnson	4	1975-79	111	9.1	1014

BEST SCORING AVERAGE

Rk	Name	Yrs	Years	GP	Pts	Avg
1.	Butch Zatezalo	3	1967-70	75	1761	23.48
2.	Bill Yarbrough	5	1952-57	85	1553	18.27
3.	Vince Yockel	3	1955-58	74	1350	18.24
4.	Jim Brennan	3	1961-64	76	1317	17.33
5.	Jim Sutherland	3	1964-67	71	1230	17.32
6.	Randy Mahaffey	4	1966-70	73	1171	16.04
7.	Elden Campbell	4	1986-90	123	1880	15.28
8.	Will Solomon	3	1998-01	94	1431	15.22
9.	Marcquise Reed	3	2016-19	99	1484	14.99
10.	Choppy Patterson	4	1959-63	76	1131	14.88
11.	Terrell McIntyre	4	1995-99	126	1839	14.60
12.	Chris Whitney	2	1991-93	58	844	14.55
13.	Greg Buckner	4	1994-98	122	1754	14.38
14.	Sharone Wright	3	1991-94	92	1308	14.22
15.	Devin Gray	4	1991-95	94	1322	14.06
16.	Horace Grant	4	1983-87	122	1696	13.90
17.	Dale Davis	4	1987-91	121	1650	13.63
18.	Richie Mahaffey	4	1966-70	75	1020	13.60
19.	Jaron Blossomgame	4	2013-17	128	1733	13.53
20.	Tree Rollins	4	1973-77	110	1463	13.30
21.	Vincent Hamilton	5	1980-85	116	1530	13.19

DOUBLE-FIGURE SCORING GAMES

Rk	Name	Yrs	Years	GP	%GP	DF
1.	Elden Campbell	4	1986-90	123	.789	97
2.	Greg Buckner	4	1994-98	122	.795	97
3.	Terrell McIntyre	4	1995-99	126	.770	97
4.	Trevor Booker	4	2006-10	134	.701	94
5.	K.C. Rivers	4	2005-09	134	.672	90
6.	Jaron Blossomgame	4	2013-17	128	.672	86
7.	Tree Rollins	4	1973-77	110	.773	85
8.	Vincent Hamilton	5	1980-85	116	.724	84
9.	Dale Davis	4	1987-91	121	.686	83
10.	Horace Grant	4	1983-87	122	.664	81
11.	Sharone Wright	3	1991-94	92	.815	75
12.	Cliff Hammonds	4	2004-08	134	.559	75
13.	Stan Rome	4	1974-78	109	.661	72
14.	Demontez Stitt	4	2007-11	126	.571	72
15.	Devin Gray	4	1991-95	94	.755	71
16.	Marcquise Reed	3	2016-19	99	.717	71
17.	Butch Zatezalo	3	1967-70	75	.933	70
18.	Larry Nance	4	1977-81	117	.598	70

20-POINT SCORING GAMES

Rk	Name	Yrs	Years	GP	%GP	20+
1.	Butch Zatezalo	3	1967-70	75	.693	52
2.	Bill Yarbrough	5	1952-57	85	.447	38

3.	Elden Campbell	4	1986-90	123	.276	34
4.	Vince Yockel	3	1955-58	74	.432	32
4.	Jaron Blossomgame	4	2013-17	128	.250	32
6.	Jim Brennan	3	1961-64	76	.395	30
7.	Will Solomon	3	1998-01	94	.319	30
8.	Horace Grant	4	1983-87	122	.230	28
8.	Terrell McIntyre	4	1995-99	126	.222	28
8.	Marcquise Reed	3	2016-19	99	.283	28

REBOUNDS


Rk	Name	Yrs	Years	GP	R/G	Reb
1.	Tree Rollins	4	1973-77	110	11.9	1311
2.	Dale Davis	4	1987-91	121	10.0	1216
3.	Trevor Booker	4	2006-10	134	7.9	1060
4.	Horace Grant	4	1983-87	122	8.0	981
5.	Harold Jamison	4	1995-99	129	7.3	937
6.	Sharone Wright	3	1991-94	92	9.8	903
7.	Elden Campbell	4	1986-90	123	6.8	836
8.	Jaron Blossomgame	4	2013-17	128	6.5	831
9.	Larry Nance	4	1977-81	117	6.7	784
10.	Sharrod Ford	4	2001-05	118	6.5	762
11.	Devin Booker	4	2009-13	128	5.7	728
12.	Tom Wideman	4	1995-99	129	5.6	723
13.	K.C. Rivers	4	2005-09	134	5.4	721
14.	Richie Mahaffey	4	1966-70	75	9.4	707
15.	Randy Mahaffey	3	1965-67	73	9.7	706
16.	Chris Hobbs	4	2000-04	116	5.9	679
17.	Donnie Mahaffey	3	1961-64	76	8.8	666
18.	Tommy Mahaffey	3	1959-62	76	8.5	649
19.	Elijah Thomas	3	2016-19	93	7.0	649
20.	Ray Henderson	4	1999-03	112	5.7	633
21.	Vincent Hamilton	5	1980-85	116	5.4	628
22.	James Mays	4	2004-08	108	5.8	622
23.	Dave Angel	3	1970-73	78	7.8	607
24.	Landry Nnoko	4	2012-16	128	4.7	606
25.	Milton Jennings	4	2009-13	123	4.9	605
26.	Horace Wyatt	4	1978-82	119	5.1	604

BEST REBOUND AVERAGE

(Min. 40 Games Played)

Rk	Name	Yrs	Years	GP	Reb	Avg
1.	Tree Rollins	4	1973-77	110	1311	11.9
2.	Marvin Robinson	2	1951-53	41	483	11.8
3.	Dale Davis	4	1987-91	121	1216	10.0
4.	Sharone Wright	3	1991-94	92	903	9.8
5.	Randy Mahaffey	3	1964-67	73	706	9.7
6.	Richie Mahaffey	4	1966-70	75	707	9.4
7.	Gene Seay	2	1955-57	47	428	9.1
8.	Donnie Mahaffey	3	1961-64	76	666	8.8
9.	Tommy Mahaffey	3	1959-62	76	649	8.5
10.	Horace Grant	4	1983-87	122	981	8.0

ELDEN CAMPBELL
IS THE TIGERS'
ALL-TIME LEADING
SCORER WITH
1,880 POINTS
FROM 1986-90.



CAREER RECORDS

MINUTES PLAYED

Rk	Name	Yrs.	Years	GP	MPG	Min
1.	Cliff Hammonds	4	2004-08	134	32.0	4285
2.	Terrell McIntyre	4	1995-99	126	33.3	4200
3.	Grayson Marshall	4	1984-88	122	33.3	4064
4.	Edward Scott	4	1999-03	112	35.5	3971
5.	Greg Buckner	4	1994-98	122	32.4	3954
6.	Jaron Blossomgame	4	2013-17	128	31.0	3924
7.	Vincent Hamilton	5	1980-85	116	33.7	3906
8.	K.C. Rivers	4	2005-09	134	28.9	3873
9.	Trevor Booker	4	2006-10	134	28.4	3808
10.	Rod Hall	4	2011-15	129	28.7	3697
11.	Vernon Hamilton	4	2003-07	127	28.6	3636
12.	Demontez Stitt	4	2007-11	126	27.9	3513
13.	Dale Davis	4	1987-91	121	28.9	3498
14.	Andre Young	4	2008-12	129	27.0	3489
15.	Donte Grantham	4	2014-18	114	30.3	3449
16.	Harold Jamison	4	1995-99	129	26.1	3364
17.	Horace Grant	4	1983-87	122	27.6	3363
18.	Elden Campbell	4	1986-90	123	26.0	3194
19.	Tanner Smith	4	2008-12	127	24.9	3167
20.	Devin Booker	4	2009-13	128	24.1	3089
21.	Tree Rollins	4	1973-77	110	27.7	3045

GAMES PLAYED

Rk	Name	Yrs	Years	Min	Min/G	GP
1.	Cliff Hammonds	4	2004-08	4285	32.0	134
	K.C. Rivers	4	2005-09	3873	28.9	134
	Trevor Booker	4	2006-10	3808	28.4	134
	David Potter	4	2006-10	2209	16.5	134
5.	Harold Jamison	4	1995-99	3364	26.1	129
	Tom Wideman	4	1995-99	2767	21.4	129
	Andre Young	4	2008-12	3489	27.0	129
	Rod Hall	4	2011-15	3697	28.7	129
9.	Sam Perry	4	2004-08	1946	15.2	128
	Devin Booker	4	2009-13	3089	24.1	128
	Landry Nnoko	4	2012-16	2628	20.5	128
	Jaron Blossomgame	4	2013-17	3924	31.0	128

STARTS

Rk	Name	Yrs	Years	GP	Starts
1.	Trevor Booker	4	2006-10	134	#134
2.	Cliff Hammonds	4	2004-08	134	133
3.	Jaron Blossomgame	4	2013-17	128	125
4.	Greg Buckner	4	1994-98	122	#122
5.	Donte Grantham	4	2014-18	114	113
6.	Terrell McIntyre	4	1995-99	126	112
7.	Demontez Stitt	4	2007-11	126	111
8.	Tree Rollins	4	1973-77	110	#110
9.	Tom Wideman	4	1995-99	129	109
	Edward Scott	4	1999-03	112	109
10.	Rod Hall	4	2011-15	129	106

- Consecutive

PERSONAL FOULS

Rk	Name	Yrs	Years	GP	F/G	Fouls
1.	Chris Hobbs	4	2000-04	116	3.30	383
2.	Tree Rollins	4	1973-77	110	3.42	376
3.	Tom Wideman	4	1995-99	129	2.80	361
4.	Raymond Jones	5	1980-85	117	3.01	352
	Elden Campbell	4	1986-90	123	2.86	352
6.	Dale Davis	4	1987-91	121	2.88	348
7.	Horace Grant	4	1983-87	122	2.76	337
8.	Harold Jamison	4	1995-99	129	2.60	335
9.	Larry Nance	4	1977-81	117	2.72	318
10.	Andrius Jurkunas	4	1995-00	115	2.72	316

FIELD GOALS MADE

Rk	Name	Yrs.	Years	GP	FG/G	FG
1.	Elden Campbell	4	1986-90	123	6.13	754
2.	Trevor Booker	4	2006-10	134	5.13	687
3.	Greg Buckner	4	1994-98	122	5.57	679
4.	Horace Grant	4	1983-87	122	5.41	660
5.	Vincent Hamilton	5	1980-85	116	5.62	652
6.	Tree Rollins	4	1973-77	110	5.85	643
7.	Dale Davis	4	1987-91	121	5.23	633
8.	Butch Zatezalo	3	1967-70	75	8.40	630
9.	Jaron Blossomgame	4	2013-17	128	4.90	627
10.	K.C. Rivers	4	2005-09	134	4.66	625
11.	Terrell McIntyre	4	1995-99	126	4.70	592
12.	Bill Yarborough	5	1952-57	85	6.92	588
13.	Stan Rome	4	1974-78	109	5.07	553
	Larry Nance	4	1977-81	117	4.73	553
15.	Devin Gray	4	1991-95	94	5.77	542

FIELD GOAL ATTEMPTS

Rk	Name	Yrs	Years	GP	FGA/G	FGA
1.	Bill Yarborough	5	1952-57	85	18.3	1557
2.	Butch Zatezalo	3	1967-70	75	20.5	1536
3.	Terrell McIntyre	4	1995-99	126	11.3	1426
4.	K.C. Rivers	4	2005-09	134	10.6	1425
5.	Greg Buckner	4	1994-98	122	11.0	1346

6.	Elden Campbell	4	1986-90	122	10.9	1342
7.	Jaron Blossomgame	4	2013-17	128	10.0	1286
8.	Vincent Hamilton	5	1980-85	116	10.7	1244
9.	Trevor Booker	4	2006-10	134	9.2	1228
10.	Cliff Hammonds	4	2004-08	134	9.1	1217

BEST FIELD GOAL PERCENTAGE

(Min. 200 Field Goals Made)

Rk	Name	Yrs.	Years	FGM	FGA	Pct
1.	Harold Jamison	4	1995-99	454	746	.609
2.	Horace Grant	4	1983-87	660	1104	.598
3.	Dale Davis	4	1987-91	633	1076	.5882
4.	Akin Akingbala	4	2002-06	284	483	.5880
5.	Jerai Grant	4	2007-11	321	555	.587
6.	Elijah Thomas	3	2016-19	395	675	.585
7.	Raymond Sykes	4	2005-09	216	373	.579
8.	John Campbell	4	1977-80	283	501	.565
9.	Trevor Booker	4	2006-10	687	1228	.559
10.	Elden Campbell	4	1986-90	754	1342	.562

THREE-POINT GOALS

Rk	Name	Yrs	Years	GP	Att	Goals
1.	K.C. Rivers	4	2005-09	134	729	281
2.	Terrell McIntyre	4	1995-99	126	696	259
3.	Cliff Hammonds	4	2004-08	134	697	244
4.	Andre Young	4	2008-12	129	629	236
5.	Will Solomon	3	1998-01	94	585	214
6.	Shawan Robinson	4	2002-06	120	538	203
7.	Terrence Oglesby	2	2007-09	66	448	177
8.	Gabe DeVoe	4	2014-18	118	489	169
9.	Chris Whitney	2	1991-93	58	404	167
10.	Donte Grantham	4	2014-18	114	484	161

THREE-POINT FIELD GOALS PER GAME

(Min. Two Years & 30 Made)

Rk	Name	Yrs	Years	Md	Gms	3G/G
1.	Chris Whitney	2	1991-93	167	58	2.88
2.	Terrence Oglesby	2	2007-09	177	66	2.68
3.	Tony Stockman	2	2000-02	155	59	2.63
4.	Will Solomon	3	1998-01	214	94	2.28
5.	Michael Tait	2	1985-87	70	31	2.26
6.	K.C. Rivers	4	2005-09	281	134	2.10
7.	Terrell McIntyre	4	1995-99	259	126	2.06
8.	Marc Campbell	4	1980-84	37	19	1.95
9.	Anthony Jenkins	4	1982-87	91	47	1.94
10.	Avry Holmes	2	2015-17	119	64	1.86

THREE-POINT FIELD GOAL PERCENTAGE

(Min. 50 Attempts)

Rk	Name	Yrs	Years	FGM	FGA	Pct.
1.	Michael Tait	2	1985-87	70	136	.515
2.	Marc Campbell	4	1980-84	37	73	.507
3.	Anthony Jenkins	4	1982-87	91	199	.457
4.	Michael Brown	1	1986-87	34	76	.447
5.	Chris Whitney	2	1991-93	167	404	.413
6.	Terrence Oglesby	2	2007-09	177	448	.395
7.	Avry Holmes	2	2015-17	119	306	.389
8.	Bruce Martin	4	1991-95	129	336	.384
9.	K.C. Rivers	4	2005-09	281	729	.385
10.	Jamar McKnight	2	2000-02	54	143	.378


FREE THROW ATTEMPTS

Rk	Name	Yrs	Years	GP	A/G	FTA
1.	Dale Davis	4	1987-91	121	5.38	651
2.	Butch Zatezalo	3	1967-70	75	8.13	610
3.	Richie Mahaffey	4	1966-70	75	8.01	601
4.	Harold Jamison	4	1995-99	129	4.63	597
5.	Elden Campbell	4	1986-90	123	4.68	576
6.	Horace Grant	4	1983-87	122	4.37	533
7.	Jaron Blossomgame	4	2013-17	128	4.13	529
8.	Trevor Booker	4	2006-10	134	3.93	526
9.	Greg Buckner	4	1994-98	122	4.26	520
10.	Bill Yarborough	5	1952-57	85	5.93	504

FREE THROWS MADE

Rk	Name	Yrs	Years	GP	M/G	FTM
1.	Butch Zatezalo	3	1967-70	75	6.68	501
2.	Terrell McIntyre	4	1995-99	126	3.14	396
3.	Dale Davis	4	1987-91	121	3.17	384
4.	Jaron Blossomgame	4	2013-17	128	3.00	383
5.	Bill Yarborough	5	1952-57	85	4.44	377
6.	Horace Grant	4	1983-87	122	3.07	375
7.	Richie Mahaffey	4	1966-70	75	4.92	369
	Elden Campbell	4	1986-90	123	3.00	369
9.	Marcquise Reed	3	2016-19	99	3.70	366
10.	Greg Buckner	4	1994-98	122	2.84	346
11.	Jim Brennan	3	1961-64	76	4.54	345
12.	Demontez Stitt	4	2007-11	126	2.73	344
13.	Trevor Booker	4	2006-10	134	2.45	328
14.	Vince Yockel	3	1955-58	74	4.38	324
15.	Harold Jamison	4	1995-99	129	2.50	323

CAREER RECORDS



TREE ROLLINS STILL HOLDS THE BLOCKED SHOTS (450) AND BLOCKED SHOTS PER GAME RECORD (4.09).

BEST FREE THROW PERCENTAGE

(Min. 100 Made)

Rk	Name	Yrs	Years	FTM	FTA	Pct
1.	Marcquise Reed	3	2016-19	366	426	.859
2.	Jim Sutherland	3	1964-67	260	306	.850
3.	Gary Burnisky	3	1961-64	145	171	.8479
4.	Terrence Oglesby	2	2007-09	128	151	.8476
5.	Fred Gilliam	4	1979-83	148	177	.8364
6.	Derrick Johnson	4	1975-79	152	182	.8362
7.	Butch Zatezalo	3	1967-70	501	610	.835
8.	Shawan Robinson	4	2002-06	194	233	.833
9.	Shelton Mitchell	3	2016-19	263	316	.832
10.	Jim Brennan	3	1967-70	345	423	.825

STEALS

Rk	Name	Yrs	Years	GP	S/G	Steals
1.	Vernon Hamilton	4	2003-07	127	2.13	271
2.	Cliff Hammonds	4	2004-08	134	1.68	225
3.	K.C. Rivers	4	2005-09	134	1.57	210
4.	Terrell McIntyre	4	1995-99	126	1.54	194
5.	Grayson Marshall	4	1984-88	122	1.55	189
6.	Derrick Johnson	4	1975-79	111	1.69	188
7.	Andre Young	4	2008-12	129	1.43	184
8.	Greg Buckner	4	1994-98	122	1.47	179
9.	Marcquise Reed	3	2016-19	99	1.72	170
10.	James Mays	4	2004-08	108	1.54	166
11.	Demontez Stitt	4	2007-11	126	1.30	164
12.	Tanner Smith	4	2008-12	127	1.25	159
13.	Andre Bovain	4	1990-94	108	1.40	151
14.	Trevor Booker	4	2006-10	134	1.07	144
15.	Devin Gray	4	1991-95	94	1.51	142

STEALS PER GAME

(Min. 2 Years)

Rk	Name	Yrs	Years	St	GP	S/G
1.	Vernon Hamilton	4	2003-07	271	127	2.13
2.	Chris Whitney	2	1991-93	114	58	1.97
3.	Marcquise Reed	3	2016-19	170	99	1.72
4.	Derrick Johnson	4	1975-79	188	111	1.69
5.	Cliff Hammonds	4	2004-08	225	134	1.68
6.	Derrick Forrest	2	1988-90	105	65	1.62

7.	K.C. Rivers	4	2005-09	210	134	1.57
8.	Marion Cash	2	1988-90	102	65	1.56
9.	Grayson Marshall	4	1984-88	189	122	1.55
10.	James Mays	4	2004-08	166	108	1.54
	Terrell McIntyre	4	1995-99	194	126	1.54

BLOCKED SHOTS

Rk	Name	Yrs	Years	GP	BS/G	BS
1.	Tree Rollins	4	1973-77	110	4.09	450
2.	Elden Campbell	4	1986-90	123	2.71	334
3.	Sharone Wright	3	1991-94	92	3.11	286
4.	Trevor Booker	4	2006-10	134	1.86	249
5.	Landry Nnoko	4	2012-16	128	1.66	212
6.	Dale Davis	4	1987-91	121	1.73	210
7.	Jerai Grant	4	2007-11	127	1.55	197
8.	Elijah Thomas	3	2016-19	93	1.95	181
9.	K.J. McDaniel	3	2011-14	94	1.88	177
	Sharrod Ford	4	2001-05	118	1.50	177

BLOCKS PER GAME

(Min. 50 Games Played)

Rk	Name	Yrs	Years	BS	GP	BS/G
1.	Tree Rollins	4	1973-77	450	110	4.09
2.	Sharone Wright	3	1991-94	286	92	3.11
3.	Elden Campbell	4	1986-90	334	123	2.71
4.	Elijah Thomas	3	2016-19	181	93	1.95
5.	K.J. McDaniel	3	2011-14	177	94	1.88
6.	Trevor Booker	4	2006-10	249	134	1.86
7.	Dale Davis	4	1987-91	210	121	1.73
8.	Landry Nnoko	4	2012-16	212	128	1.66
9.	Jerai Grant	4	2007-11	197	127	1.55
10.	John Campbell	3	1977-80	126	84	1.50
	Sharrod Ford	4	2001-05	177	118	1.50

ASSISTS

Rk	Name	Yrs.	Years	GP	A/G	Ast
1.	Grayson Marshall	4	1984-88	122	7.02	857
2.	Edward Scott	4	1999-03	112	5.31	595
3.	Terrell McIntyre	4	1995-99	126	4.58	577
4.	Derrick Johnson	4	1975-79	111	4.29	476
5.	Cliff Hammonds	4	2004-08	134	3.53	473
6.	Demontez Stitt	4	2007-11	126	3.33	419
7.	Bobby Conrad	4	1976-80	116	3.47	402
8.	Vernon Hamilton	4	2003-07	127	3.14	399
9.	Rod Hall	4	2011-15	129	3.03	393
10.	Marc Campbell	4	1980-84	106	3.43	364

ASSISTS PER GAME

(Min. 50 Games Played)

Rk	Name	Yrs.	Years	Ast	GP	A/G
1.	Grayson Marshall	4	1984-88	857	122	7.02
2.	Chris Whitney	2	1991-93	354	58	6.10
3.	Edward Scott	4	1999-03	595	112	5.31
4.	Marion Cash	2	1988-90	335	64	5.23
5.	Terrell McIntyre	4	1995-99	577	126	4.58
6.	Derrick Johnson	4	1975-79	476	111	4.29
7.	Lou Richie	2	1992-94	239	57	4.19
8.	Chris Dodds	3	1979-82	325	83	3.92
9.	Mike Eppley	4	1980-84	268	69	3.88

ASSIST/TURNOVER RATIO

(Min. 100 Assists)

Rk	Name	Yrs.	Years	Ast	TO	Ratio
1.	Grayson Marshall	4	1984-88	857	347	2.47
2.	Marc Campbell	4	1980-84	364	162	2.25
3.	Andre Young	4	2008-12	342	163	2.10
4.	Cliff Hammonds	4	2004-08	473	240	1.97
5.	Lou Richie	2	1992-94	239	122	1.96
6.	Chris Dodds	3	1979-82	325	172	1.89
	Edward Scott	4	1999-03	595	315	1.89
8.	Warren Wallace	3	1982-85	125	67	1.87
9.	Terrell McIntyre	4	1995-99	577	318	1.81
10.	Clarke Bynum	4	1980-84	179	101	1.77

DOUBLE-DOUBLES

Rk	Name	Yrs	Years	GP	%GP	DD
1.	Tree Rollins	4	1973-77	110	.555	61
2.	Dale Davis	4	1987-91	121	.430	52
3.	Sharone Wright	3	1991-94	92	.446	41
4.	Horace Grant	4	1983-87	122	.295	36
5.	Trevor Booker	4	2006-10	134	.239	32
6.	Randy Mahaffey	3	1964-67	73	.411	30
7.	Tom Mahaffey	3	1959-62	76	.355	27
8.	Richie Mahaffey	3	1966-69	75	.347	26
9.	Elden Campbell	4	1986-90	123	.195	24
10.	Sharrod Ford	4	2001-05	118	.186	22



TEAM RECORDS

THE 1989-90 TEAM
FEATURED ONE
OF CLEMSON'S
GREATEST
REBOUNDERS,
DALE DAVIS.

MISCELLANEOUS RECORDS

Points in a First Half: 69 vs. Boston College, 12/28/76

Points in a Second Half: 72 vs. Morehead State, 11/11/92

Points in Overtime: 24 vs. Georgia Tech, 2/5/92 (95-78)

Victory Margin in an Overtime Game: +17 (95-78) vs. Georgia Tech, 2/5/92

Most Points by Both Teams: 233 vs. Wake Forest (Clemson 118, Wake Forest 115 in 2 OTs), 2/13/02

Most Players Fouled Out: 6 vs. Presbyterian, 12/11/51; North Carolina, 1/14/56; North Carolina, 1/28/98

Fewest Points: 5 vs. Tennessee, 1/13/27

Fewest Points by Opponent: 5 by Presbyterian, 2/22/23

Fewest Turnovers by Both Teams: 9 vs. NC State, 2/1/97 (Clemson 6, NC State 3)

Most Turnovers by Both Teams: 73, Purdue vs. Clemson, 12/5/73

Most Players With a Three-Point Goal: 8 vs. Virginia, 1/22/83; 8 vs. Presbyterian, 11/13/09, 8 vs. Louisiana-Lafayette, 12/22/17

MOST POINTS

Game: 133 vs. Tennessee Tech, 12/11/76 (52 FG, 29 FT)

Season: 2,777 in 1989-90 in 35 games (1,060 FG, 117 3-PT FG, 540 FTM)

Per Game: 86.6 in 1976-77 in 28 games (2,425)

VICTORY MARGIN

Game: +73 (112-39) vs. Armstrong State, 12/17/86

Season: +17.7 Points per game (86.6-68.9), 1976-77

MOST FIELD GOALS MADE

Game: 52 (Att. 85) vs. Tennessee Tech, 12/11/76

Season: 1,060 (Att. 2,148) in 1989-90

MOST FIELD GOALS ATTEMPTED

Game: 98 (made 31) vs. Furman, 1/7/60

Season: 2,148 (made 1,060) in 1989-90

BEST FIELD GOAL ACCURACY

Game: 70.1 (48-68) vs. Florida Southern, 2/28/76

Season: 52.9 (990-1873) in 1986-87

THREE-POINT FIELD GOALS MADE

Game: 16 vs. Puerto Rico-Mayaguez, 12/19/05 at Virginia, 2/7/08

Season: 288 in 2017-18

Per Game: 8.23 (288 in 35 games) in 2017-18

Consecutive: 12 vs. Virginia, 1/22/83

THREE-POINT FIELD GOAL ATTEMPTS

Game: 42 at North Carolina, 1/15/94

Season: 786 in 2017-18

Per Game: 23.13 (740 in 32 games) in 2005-06

THREE-POINT FIELD GOAL PERCENTAGE

Game: .846 (11-13) vs. North Carolina, 1/31/04

Season: .448 (203-453) in 1986-87

MOST FREE THROWS MADE

Game: 40 (Att. 54) vs. The Citadel, 1/3/66

Game: 40 (Att. 53) vs. Maryland, 1/12/68

Consecutive: 24 vs. Mercer, 12/30/92

Season: 624 (Att. 912) in 1955-56

MOST FREE THROW ATTEMPTS

Game: 55 (Made 37) at Furman, 2/24/55

Season: 912 (Made 624) in 1955-56

BEST FREE THROW ACCURACY

Game: 1.000 (15-15) vs. Miami, 1/16/16

Season: 75.5 (498-660) in 2017-18

MOST REBOUNDS

Game: 71 vs. West Virginia Tech, 12/16/80

Game: 71 vs. Georgia State, 1/15/90

Season: 1,430 in 1989-90

REBOUND MARGIN

Game: +43 vs. West Virginia Tech, 12/16/80

Season: +8.2 (30.5-38.7), 1998-99

MOST STEALS

Game: 25 vs. Hampton, 11/19/04

Game: vs. Furman, 11/12/07

Season: 352 in 2005-06

Per Game: 11.0 in 2005-06

MOST ASSISTS

Game: 36 vs. West Virginia Tech, 12/16/80

Game: vs. Bowling Green, 11/27/81

Season: 636 in 1980-81

MOST PERSONAL FOULS

Game: 43 vs. Presbyterian, 12/11/51

Season: 683 in 1997-98

MOST BLOCKED SHOTS

Game: 16 vs. Radford, 12/9/89

Season: 235 in 1989-90

Per Game: 6.71 in 1989-90

FEWEST TURNOVERS COMMITTED

Game: 1 at NC State, 2/20/16

Per Game: 10.16 315 in 31 games in 2015-16

TURNOVERS FORCED

Game: 47 vs. Appalachian State, 12/7/74

Per Game: 21.4 599 in 28 games in 1976-77

MOST DUNKS

Game: 16 vs. Georgia State, 1/15/90

Season: 176 in 1989-90

Per Game: 5.02 in 1989-90

MOST CHARGES TAKEN

Game: 11 vs. North Carolina, 1/27/79

Season: 109 in 1978-79

Per Game: 3.76 in 1978-79

OFFENSIVE REBOUNDS

Game: 33 at North Carolina, 1/9/92


Season: 536 in 2007-08

Per Game: 15.76 in 2007-08

ASSIST/TURNOVER RATIO

Game: 16/1 (16/1) vs. NC State, 2/20/16

Season: 1.48/1 (636-430) in 1980-81



THE 1986-87 TEAM HOLDS SCHOOL RECORDS FOR FIELD GOAL AND THREE-POINT PERCENTAGE FOR A SEASON.

TEAM GAME BESTS

SCORING - CLEMSON

Pts	Site-Opponent	Date
133	H-Tennessee Tech (78)	12-11-1976
128	N1-Boston College (76)	12-28-1976
125	H-Texas Christian (62)	11-27-1977
124	H-West Virginia Tech (70)	12-16-1980
122	H-Florida Southern (79)	2-28-1976
120	H-Roanoke (56)	2-26-1978
120	A-Charleston Southern (103)	12-1-1993
118	H-Wake Forest (115) (20T)	2-13-2002
117	H-Georgia State (59)	1-15-1990
115	H-South Carolina (91)	2-8-1981
114	H-The Citadel (69)	2-6-1956
114	H-Radford (76)	12-9-1989
114	H-Morehead State (69)	11-30-1991
N1 - Milwaukee, Wis.		

SCORING - OPPONENTS

Pts	Site-Opponent	Date
124	A-Furman (87)	2-24-1955
122	A-Florida State (80)	1-22-1970
120	A-Wake Forest (65)	2-4-1955
119	A-NC State (85)	2-5-1955
119	A-NC State (87)	1-31-1970
115	A-Duke (54)	12-3-1954
115	H-North Carolina (83)	1-13-1968
115	A-Duke (74)	1-7-2001
115	H-Wake Forest (118) (20T)	2-14-2002
113	A-NC State (59)	2-20-1954
113	A-South Carolina (85)	3-2-1957
112	H-NC State (72)	12-14-1954
112	A-Duke (73)	1-27-1992

HIGHEST SCORING HALVES - CLEMSON

Pts	Opponent	1/2	Date	CU-OPP
72	Morehead State	2nd	11-30-91	114-69
71	Tennessee Tech	2nd	12-11-76	133-78
69	Boston College	1st	12-28-76	128-76
69	South Carolina	2nd	2-8-81	115-91
69	Radford	2nd	12-9-89	114-76
69	Charleston Southern	2nd	12-1-93	120-103
67	Texas Christian	2nd	11-25-77	125-62
66	Virginia	2nd	1-13-93	82-100
65	Georgia Southern	2nd	12-4-76	110-55
65	Roanoke	1st	2-26-77	120-56

HIGHEST SCORING HALVES - OPPONENTS

Pts	Opponent	1/2	Date	CU-OPP
70	North Carolina	2nd	1-28-87	99-108
67	Furman	1st	2-24-55	87-124
66	Wake Forest	1st	2-4-55	65-120
65	Florida State	2nd	1-22-70	80-122
65	Furman	2nd	1-25-78	68-87
65	North Carolina	2nd	3-11-83	79-105
64	North Carolina	2nd	2-13-70	87-119
63	Duke	1st	12-3-54	54-115
63	NC State	2nd	2-5-55	85-119
63	South Carolina	2nd	3-2-57	85-113

BEST FIELD GOAL PERCENTAGES - CLEMSON

Pct	FG-FGA	Site-Opponent	Date
.701	48-68	H-Florida Southern	2-28-1976
.700	14-20	N1-South Carolina	3-5-1970
.698	44-63	H-Saint Francis (N.Y.)	1-4-1984
.692	27-39	H-Georgia Tech	1-12-2011
.676	25-37	N2-Iona	11-21-1997
.675	27-40	A-Virginia	2-21-1984
.673	37-55	H-North Carolina-Asheville	1-11-1992
.667	40-60	H-Baylor	12-19-1983
.667	24-36	A-Furman	1-31-1981
.667	28-42	H-South Carolina	12-12-1981
.659	27-41	H-North Carolina-Asheville	12-12-1998
N1 - Charlotte, N.C.; N2 - Fairbanks, Alaska			

BEST FIELD GOAL PERCENTAGES - OPPONENTS

Pct	FG-FGA	Site-Opponent	Date
.714	50-70	N1-Louisiana State	12-20-1969
.684	39-57	N2-North Carolina	2-1-1984
.683	28-41	N3-Gonzaga	11-23-1997
.679	36-53	A-Duke	2-27-1985
.676	23-34	H-Wake Forest	2-26-1971
.667	26-39	A-North Carolina	1-26-1980
.661	41-62	A-Florida State	2-5-2017
.653	32-49	H-NC State	2-1-1969
.647	44-68	A-Duke	1-27-1992
.646	31-48	A-Virginia	1-17-1982
.646	31-48	A-Virginia	2-22-1986
.644	29-45	H-Georgia Tech	1-24-1967
.641	25-39	A-NC State	1-29-1980
N1 - Charlotte, N.C.; N2 - Greensboro, N.C.; N3 - Fairbanks, Alaska			

WORST FIELD GOAL PERCENTAGES - CLEMSON

Pct	FG-FGA	Site-Opponent	Date
.238	15-63	A-Virginia	2-12-1994
.240	12-50	A-Virginia	1-11-1995
.254	15-59	A-Miami (Fla.)	1-18-2006
.259	14-54	H-Virginia	1-12-2019
.260	19-73	H-Duke	1-23-1982
.262	17-65	H-Georgia Tech	2-28-1968
.271	16-59	A-Georgia	12-22-2015
.272	22-81	A-North Carolina	1-9-1992
.273	18-66	A-North Carolina	1-26-1997
.280	14-50	A-Wake Forest	2-12-1997
.283	15-53	A-Duke	1-8-2013
.283	15-53	H-North Carolina	1-3-2015
.283	15-53	H-Wichita State	3-24-2019
N1 - El Paso, Texas; N2 - Greenville, S.C.; N3 - Greensboro, N.C.; N4 - St. Thomas, Virgin Islands			

WORST FIELD GOAL PERCENTAGES - OPPONENTS

Pct	FG-FGA	Site-Opponent	Date
.180	9-50	H-Wofford	2-6-1996
.200	13-65	A-Wake Forest	1-4-1964
.211	16-76	N1-Florida International	12-29-1987
.211	12-57	H-East Carolina	12-29-2004
.220	9-41	N2-Army	12-29-1993
.226	12-53	H-Radford	11-30-1998
.229	11-48	H-Savannah State	12-17-2010
.237	14-59	H-Georgia	3-10-1999
.237	14-59	H-Wake Forest	2-3-2019
.239	16-67	H-Armstrong State	12-17-1986
.246	15-61	H-Wake Forest	1-15-2013
.250	15-60	H-Stetson	11-16-1998
.258	17-66	N3-Auburn	3-18-2018
.259	14-54	H-North Florida	12-16-2008
.261	12-46	A-South Carolina	12-17-1996
.263	15-57	H-Charleston Southern	12-22-2001
N1 - Tampa, Fla.; N2 - Honolulu, Hawaii; N3 - San Diego, Calif.			

FIELD GOALS MADE - CLEMSON

No	Att	Site-Opponent	Date
52	85	H-Tennessee Tech	12-11-1976
50	79	H-Bowling Green State	11-27-1981
50	78	H-Roanoke	2-26-1977
49	86	N1-Boston College	12-28-1976
49	85	H-Furman	12-1-1976
48	83	H-West Virginia Tech	12-16-1980
48	68	H-Florida Southern	2-28-1976
46	85	H-Georgia Southern	12-17-1979
46	79	H-Colgate	2-1-1979
46	75	H-Texas Christian	11-27-1977
46	74	H-South Carolina	2-8-1981
N1 - Milwaukee, Wis.			

FIELD GOALS MADE - OPPONENTS

No	Att	Site-Opponent	Date
52	NA	A-NC State	2-5-1955
50	105	H-Florida State	1-22-1970
50	70	H-Louisiana State	12-20-1969
47	95	A-South Carolina	2-7-1970
46	87	A-Duke	1-12-1965
46	81	A-Maryland	2-23-1970
46	80	N1-North Carolina	2-13-1970
46	NA	A-NC State	2-20-1954
N1 - Charlotte, N.C.			

FIELD GOAL ATTEMPTS - CLEMSON

No	Made	Site-Opponent	Date
98	31	H-Furman	1-7-1960
94	41	H-Duke	1-11-1962
91	31	H-Furman	1-4-1968
89	40	A-North Carolina	2-10-2008
88	35	H-Furman	1-15-1962
86	49	N1-Boston College	12-28-1976
86	45	H-Catholic	11-24-1978
86	44	H-Wake Forest	2-28-1970
86	40	H-Georgia Tech	2-5-1992
86	39	H-Appalachian State	12-7-1974
N1 - Milwaukee, Wis.			

FIELD GOAL ATTEMPTS - OPPONENTS

No	Made	Site-Opponent	Date
105	50	H-Florida State	1-22-1970
95	47	A-South Carolina	2-7-1970
94	35	H-Austin Peay State	11-29-1975
91	39	A-Duke	1-9-1968
91	34	H-West Virginia Tech	12-16-1980
90	41	H-North Carolina	2-16-1968
90	37	A-Virginia	1-14-1967
88	41	H-Wake Forest	2-13-2002
88	28	N1-Lafayette	12-20-1957
N1 - Charlotte, N.C.			

THREE-POINT GOALS - CLEMSON

No	Att	Site-Opponent	Date
16	28	N2-Puerto Rico-Mayaguez	12-19-2005
16	26	A-Virginia	2-7-2008
15	37	N1-Evansville	12-27-1993
15	30	H-North Carolina	1-30-2018
15	28	A-Maryland	1-20-2002
15	27	H-Western Carolina	12-23-2006
15	23	A-Virginia	1-22-1983
14	30	H-Presbyterian	11-13-2009
14	28	H-Georgia Tech	1-24-2001
14	28	A-Minnesota	11-30-2015
14	25	A-Virginia Tech	1-29-2009
13	30	A-Virginia	1-2-2005
13	29	H-Maryland	1-2-2001
13	29	H-USC Upstate	12-2-2015
13	28	H-Mercer	12-10-2016
13	27	H-Virginia Tech	1-22-2017
13	24	A-Charleston Southern	12-1-1993
13	24	H-Florida State	1-12-2007
13	22	A-Virginia Tech	3-1-2006
13	20	H-Winthrop	1-26-1987
N1 - Honolulu, Hawaii; N2 - San Juan, Puerto Rico			

THREE-POINT GOALS - OPPONENTS

No	Att	Site-Opponent	Date
19	42	H-Wake Forest	2-13-2002
19	30	N3-Mississippi State	12-8-2018
17	31	H-Georgia Tech	1-24-2001
17	30	A-Florida State	2-5-2017
17	29	N1-Duke	3-9-2000
16	31	N2-UMass	11-23-2015
15	47	A-Charleston Southern	12-1-1993
15	38	H-George Washington	12-22-1999
15	32	H-Wofford	11-24-2001
15	32	A-Notre Dame	1-7-2017
15	31	A-North Carolina	1-16-2018
15	31	H-NC State	1-15-2002
15	29	H-NC State	1-29-2006
15	25	H-Ohio State	12-1-2004
N1 - Charlotte, N.C.; N2 - Las Vegas, Nev.; N3 - Newark, N.J.			

THREE-POINT ATTEMPTS - CLEMSON

No	Made	Site-Opponent	Date
42	12	A-North Carolina	1-15-1994
38	9	H-North Carolina	1-14-1995
37	15	N1-Evansville	12-27-1993
36	11	A-Virginia Tech	2-21-2018
33	9	N2-Villanova	3-21-2008
33	7	H-Georgia Tech	3-7-1993
32	8	H-Wake Forest	1-11-2006
31	11	A-North Carolina	1-16-2018
31	11	H-George Washington	12-22-1999
31	9	H-Winthrop	12-18-1999
31	10	H-East Tennessee St.	12-9-2005
31	9	H-Florida State	1-4-2006
31	12	A-Minnesota	11-29-2006
31	9	H-East Carolina	1-3-2009
31	8	H-South Carolina St.	12-13-2016
N1 - Honolulu, Hawaii; N2 - Tampa, Fla.			

THREE-POINT ATTEMPTS - OPPONENTS

No	Made	Site-Opponent	Date
47	15	A-Charleston Southern	12-1-1993
42	19	H-Wake Forest	2-13-2001
40	11	H-Davidson	11-17-2016
38	15	H-George Washington	12-22-1999
38	12	H-Virginia	1-15-2000
37	14	N2-Xavier	3-23-1999
37	8	H-Auburn	3-18-1993
37	6	H-NC State	2-18-2004
35	8	N1-La Salle	3-17-1990
35	8	H-The Citadel	11-25-2000
34	13	A-Syracuse	1-5-2016
34	12	H-North Carolina	2-15-2003
34	10	A-Seton Hall	12-19-1997
N1 - Hartford, Conn.; N2 - New York, N.Y.			

THREE-POINT PERCENTAGES - CLEMSON

(Minimum 10 Attempts)			
Pct	FG-FGA	Site-Opponent	Date
.846	11-13	H-North Carolina	1-31-2004
.800	8-10	N1-Delaware State	12-29-1986
.800	8-10	H-Winthrop	12-19-2002
.786	11-14	H-Georgia Tech	1-12-2011
.750	12-16	N2-UTEP	11-23-2012
.688	11-16	A-Virginia	2-14-1987
.688	11-16	H-Mercer	12-5-1987
.667	12-18	H-Virginia	2-23-1983
.667	10-15	H-Duke	3-2-1983
.667	10-15	A-Duke	1-4-1995
.667	8-12	H-Maryland	2-22-2005
N1 - Little Rock, Ark.; N2 - Orlando, Fla.			



TEAM GAME BESTS

THREE-POINT PERCENTAGES - OPPONENTS

(Minimum 10 Attempts)

Pct	FG-FGA	Site-Opponent	Date
.909	10-11	A-Duke	2-1-1988
.737	14-19	N3-Gonzaga	11-23-1997
.727	8-11	H-Maryland	2-7-2012
.684	13-19	N1-Evansville	12-27-1994
.667	8-12	A-Maryland	2-19-1983
.667	12-18	A-North Carolina	2-21-1987
.647	11-17	A-Wake Forest	1-24-1993
.643	9-14	A-NC State	1-9-2007
.633	19-30	N4-Mississippi State	12-8-2018
.625	10-16	A-Wake Forest	2-21-1996
.615	8-13	A-Maryland	2-24-2010
.611	11-18	N2-Coppin State	12-21-1990

N1 - Honolulu, Hawaii; N2 - Miami, Fla.; N3 - Fairbanks, Alaska; N4 - Newark, N.J.

FREE THROWS MADE - CLEMSON

Made	Att	Site-Opponent	Date
40	53	H-Maryland	1-15-1968
40	54	H-The Citadel	12-3-1966
39	51	H-Georgia Tech	1-29-1972
38	46	H-NC State	12-11-1956
38	45	H-Mercer	12-30-1992
37	55	A-Furman	2-24-1955
37	49	N1-North Carolina	12-8-1956
37	48	A-Florida State	2-8-1992
36	48	H-NC State	2-15-1980
36	45	H-Wake Forest	2-27-1969

N1 - Charlotte, N.C.

FREE THROWS MADE - OPPONENTS

Made	Att	Site-Opponent	Date
47	72	H-Furman	1-29-1955
42	52	A-Wake Forest	2-27-1969
41	59	A-North Carolina	1-28-1998
38	51	A-South Carolina	1-27-1983
38	49	A-Duke	1-31-1990
38	46	A-Virginia Tech	2-6-2010
37	47	N1-North Carolina	3-11-2005
36	52	A-Furman	2-22-1958
36	49	A-Wake Forest	2-4-1955
36	46	A-Presbyterian	12-16-1952
36	46	N2-Auburn	12-21-1966
36	45	H-Wake Forest	2-27-1969
36	45	H-Presbyterian	12-4-1952

N1 - Washington, DC; N2 - Birmingham, Ala.

FREE THROW ATTEMPTS - CLEMSON

No	Made	Site-Opponent	Date
55	37	A-Furman	2-24-1955
54	40	H-The Citadel	12-3-1966
53	40	H-Maryland	1-15-1968
52	32	H-Georgia State	1-15-1990
51	39	H-Georgia Tech	1-29-1972
50	35	H-Indiana State	1-30-1971
50	32	H-Radford	12-9-1989
49	37	N1-North Carolina	12-8-1956
48	36	H-NC State	2-16-1980
48	33	H-Maryland	2-8-1997

N1 - Charlotte, N.C.

FREE THROW ATTEMPTS - OPPONENTS

No	Made	Site-Opponent	Date
72	47	H-Furman	1-29-1955
59	41	A-North Carolina	1-28-1998
53	33	H-North Carolina-Charlotte	12-15-1990
52	42	A-Wake Forest	2-18-1969
52	36	A-Furman	2-22-1958
52	34	A-Virginia	2-18-1976
51	38	A-South Carolina	1-27-1983
51	34	H-North Carolina	1-14-1995
50	30	A-Maryland	2-25-1995
49	38	A-Duke	1-31-1990
49	36	A-Wake Forest	2-4-1955
49	35	A-Wake Forest	1-4-1964
49	33	A-Wake Forest	3-1-2003
49	30	A-Furman	2-24-1955

FREE THROW PERCENTAGES - CLEMSON

(Min. of 15 Attempts)

Pct.	Made-Att	Site-Opponent	Date
1.000	15-15	H-Miami	1-16-2016
.957	22-23	H-Duke	1-7-1997
.941	16-17	H-Maryland	1-12-1970
.941	16-17	H-Miami	1-13-2018
.933	14-15	A-George Washington	2-21-1951
.933	14-15	A-Virginia	2-18-1989
.923	24-26	H-South Carolina	11-17-2013
.923	24-26	N1-Duke	3-8-2017
.917	22-24	H-High Point	11-25-2016
.909	20-22	N3-Boston College	3-8-2018
.909	20-22	H-South Carolina	2-7-1987

.906	29-32	H-South Carolina	1-5-1979
.906	29-32	N2-Wake Forest	2-7-1979
.905	19-21	H-Texas A&M	1-7-1995
.905	19-21	H-Wofford	11-21-1999
.900	18-20	A-Boston College	1-3-2018
.900	18-20	H-Duke	2-27-1974
.900	18-20	H-North Carolina	1-13-2010

N1 - Brooklyn, N.Y.; N2 - Greensboro, N.C.

FREE THROW PERCENTAGES - OPPONENTS

(Min. of 15 Attempts)

Pct.	Made-Att	Site-Opponent	Date
.957	22-23	H-Louisiana-Lafayette	12-22-2017
.952	20-21	A-Minnesota	12-28-1974
.947	18-19	N1-Wake Forest	2-15-1984
.947	18-19	H-Wake Forest	2-22-1995
.941	16-17	N2-Seton Hall	12-4-1990
.941	16-17	H-Wisconsin-Green Bay	12-8-1991
.941	16-17	N3-Duke	3-15-2008
.941	16-17	H-Virginia Tech	1-22-2017
.941	16-17	H-Virginia Tech	2-9-2019
.938	15-16	H-Georgia	12-5-1963
.933	14-15	H-Presbyterian	12-11-1982
.933	14-15	H-NC State	2-10-1991
.933	14-15	A-Georgia Tech	2-23-2016
.931	27-29	A-North Carolina	1-31-1976

N1 - Greensboro, N.C.; N2 - Syracuse, N.Y.; N3 - Charlotte, N.C.

TOTAL REBOUNDS - CLEMSON

(Includes Team Rebounds)

No	Site-Opponent	Date
71	H-West Virginia Tech	12-16-1980
71	H-Georgia State	1-15-1990
68	H-South Carolina	2-21-1961
65	H-Georgia	1-3-1963
64	H-Furman	2-3-1966
64	H-Duke	2-15-1975
63	H-Virginia	2-3-1961
63	H-Harvard	11-28-1975
63	N1-Florida International	12-29-1987

N1 - Tampa, Fla.

TOTAL REBOUNDS - OPPONENTS

(Includes Team Rebounds)

No	Site-Opponent	Date
74	A-Florida State	1-22-1970
71	A-South Carolina	2-7-1970
70	H-South Carolina	1-26-1970
68	N1-NC State	1-31-1959
67	A-Creighton	12-15-1962
65	N1-North Carolina	2-16-1968
63	A-Duke	1-9-1968
62	H-The Citadel	11-25-2000
61	A-Duke	3-2-1962

N1 - Charlotte, N.C.

REBOUND MARGIN - CLEMSON

No	CU-Opp	Site-Opponent	Date
+43	71-28	H-West Virginia Tech	12-16-1980
+39	65-26	H-Georgia	1-3-1963
+34	64-30	H-Duke	2-15-1975
+32	54-22	H-Wake Forest	1-6-1986
+31	59-28	H-Roanoke	2-26-1977
+30	52-22	H-Wagner	12-10-1988
+29	40-11	H-Samford	12-29-2007
+28	68-40	H-South Carolina	2-21-1961
+28	62-34	A-Furman	12-3-1975
+28	53-25	H-E. Tennessee State	12-15-2003

N1 - Greenville, S.C.

REBOUND MARGIN - OPPONENTS

No	Opp-CU	Site-Opponent	Date
+38	67-29	A-Creighton	12-15-1962
+36	68-32	N1-NC State	1-31-1959
+34	65-31	N1-North Carolina	2-16-1968
+34	74-40	A-Florida State	1-22-1970
+30	53-23	A-Duke	12-4-1965
+30	71-41	A-South Carolina	2-7-1970
+29	52-23	A-Wake Forest	2-1-1965
+29	57-28	A-North Carolina	1-15-1994

N1 - Charlotte, N.C.

LARGEST VICTORIES - CLEMSON

No	CU-Opp	Site-Opponent	Date
+73	112-39	H-Armstrong State	12-17-1986
+72	78-6	N1-Butler Guards	2-9-1912
+67	108-41	H-Illinois Tech	12-13-1980
+63	125-62	H-Texas Christian	11-27-1977
+59	72-13	H-Erskine	2-19-1916
+58	103-45	H-Prairie View A&M	12-16-1986
+58	117-59	H-Georgia State	1-15-1990
+55	110-55	H-Georgia Southern	12-4-1976
+55	133-78	H-Tennessee Tech	12-11-1976

N1 - Greenville, S.C.

LARGEST VICTORIES - OPPONENTS

No	CU-Opp	Site-Opponent	Date
+61	54-115	A-Duke	12-3-1954
+60	15-75	A-Georgia	1-31-1913
+55	65-120	A-Wake Forest	2-4-1955
+54	59-113	A-NC State	2-20-1954
+50	10-60	A-Atlanta Agriculture	2-1-1913
+49	18-67	A-Kentucky	1-16-1933
+48	12-60	H-Auburn	1-26-1920
+48	21-69	A-NC State	1-15-1947
+48	61-109	A-Florida State	2-5-2017

LARGEST ACC VICTORIES - CLEMSON

No	CU-Opp	Site-Opponent	Date
+34	100-66	H-Duke	2-15-1975
+34	82-48	N1-Boston College	3-14-2008
+33	78-45	H-Florida State	2-14-1999
+31	82-51	A-Virginia	2-7-2008
+29	78-49	A-Florida State	2-15-1998
+29	93-64	H-Maryland	2-17-2009
+28	92-64	H-Georgia Tech	2-28-1999

N1-Charlotte, N.C.

ASSISTS - CLEMSON

No	Site-Opponent	Date
36	H-West Virginia Tech	12-16-1980
36	H-Bowling Green State	11-27-1981
35	H-Saint Francis (N.Y.)	1-4-1984
34	H-Florida State	11-27-1976
34	H-Catholic	11-24-1978
33	N1-Boston College	12-28-1976
32	H-Illinois Tech	12-13-1980
32	H-Duke	2-8-1981

N1 - Milwaukee, Wis.

ASSISTS - OPPONENTS

No	Site-Opponent	Date
35	A-Georgia Tech	2-1-1968
29	N1 - Wake Forest	1-10-1987
29	A-Maryland	2-25-2003
28	A-Georgia Tech	1-6-1971
28	N1-North Carolina	2-1-1984
28	A-North Carolina	2-21-1987
28	*H-Liberty	12-28-2002
27	H-South Carolina	2-9-1985
27	A-North Carolina	1-9-1992
27	A-North Carolina	1-15-1994
27	A-Duke	1-7-2001
27	A-Maryland	1-20-2002

N1 - Greensboro, N.C.; * - Anderson, S.C.

BLOCKED SHOTS - CLEMSON

No	Site-Opponent	Date
16	H-Radford	12-9-1989
15	H-Florida International	1-12-1987
14	N1-Florida International	12-29-1987
14	N3-Texas Christian	11-15-2008
14	H-Savannah State	11-25-2008
13	H-Duke	2-23-1977
13	H-Maryland	2-22-2005
12	H-Presbyterian	12-13-1975
12	H-Rider	1-13-1988
12	H-Youngstown State	1-18-1989
12	N2-Saint Mary's	3-16-1989
12	A-American-Puerto Rico	11-24-1989
12	H-Georgia State	1-15-1990
12	H-UNC Greensboro	12-12-1992
12	H-North Carolina	1-17-2007
12	H-Furman	11-12-2007
12	H-Arizona	12-8-2012
12	H-South Carolina	11-17-2013
12	H-Virginia Tech	2-9-2019

N1 - Tampa, Fla.; N2 - Boise, Idaho; N3 - Charleston, S.C.

BLOCKED SHOTS - OPPONENTS

No	Site-Opponent	Date
11	A-Maryland	1-16-1985
11	N2-Duke	3-11-1994
11	A-Maryland	2-28-2004
11	H-Old Dominion	11-18-2007
10	A-Georgia Tech	1-24-1991
10	A-North Carolina	1-9-1992
10	A-Duke	1-7-2001
10	A-Virginia Tech	3-1-2006
9	A-North Carolina	1-27-1990
9	H-Duke	1-5-1994
9	A-Maryland	1-26-1994
9	N1-Wake Forest	3-4-1976
9	A-Wake Forest	1-21-1995
9	H-Wake Forest	1-23-1997
9	A-Maryland	2-24-1999
9	A-North Carolina	1-17-2001
9	A-Maryland	2-25-2003
9	A-Florida State	1-24-2013

TEAM GAME BESTS

9 A-Florida State
N1 - Greensboro, N.C.; N2 - Charlotte, N.C.

STEALS - CLEMSON

No	Site-Opponent	Date
25	H-Hampton	11-19-2004
25	H-Furman	11-12-2007
20	H-Georgia Southern	12-4-1976
20	H-Western Carolina	2-11-1998
20	H-North Carolina	1-17-2007
19	H-Tennessee Tech	12-11-1976
19	H-Wake Forest	1-12-1991
19	H-North Carolina	1-31-1991
19	H-Morehead State	11-30-1991
19	H-S.C. State	11-23-2005
19	A-Charleston Southern	11-26-2005
19	H-Presbyterian	11-13-2009
19	A-Liberty	11-17-2009

STEALS - OPPONENTS

No	Site-Opponent	Date
26	A-NC State	1-12-1974
21	N1-North Carolina	1-5-1977
21	H-Virginia Tech	2-8-2006
20	H-East Tennessee State	12-15-2003
17	A-Duke	2-22-1978
17	N1-North Carolina	1-3-1979
17	H-South Carolina	12-6-2003
17	A-Georgia Tech	2-3-2007

FEWEST TURNOVERS - CLEMSON

No	Site-Opponent	Date
1	A-NC State	2-20-2016
2	H-South Carolina St.	12-13-2016
3	N1-North Carolina	3-10-1995
4	A-Virginia	1-31-2012
5	H-NC State	3-3-1993
5	N1-Wake Forest	3-9-1996
5	H-Maryland	2-22-2000
5	H-Purdue	11-28-2012

FEWEST TURNOVERS - OPPONENTS

No	Site-Opponent	Date
3	A-NC State	2-1-1997

1-30-2016

3 H-George Washington
3 A-Pittsburgh
4 A-South Carolina
4 A-Virginia
4 N4-Temple
4 A-Notre Dame
4 A-NC State
5 H-Virginia
5 A-Virginia
5 A-Maryland
5 H-Cincinnati
5 H-Virginia Tech
5 H-Duke
5 H-Miami (Fla.)
5 H-Notre Dame
N1 - Charleston, S.C.

FEWEST TURNOVERS - BOTH TEAMS

No	CU-Opp	Site-Opponent	Date
9	6-3	A-NC State	2-1-1997
11	3-8	N2-North Carolina	3-10-1995
11	6-5	H-Delaware State	11-13-2013
11	1-10	A-NC State	2-20-2016
12	9-3	A-Pittsburgh	1-10-2015
13	7-6	N1-South Carolina	3-5-1970
13	9-4	N3-Temple	11-21-2013
13	9-4	A-Notre Dame	3-7-2015
13	7-6	N4-Auburn	3-18-2018
14	6-8	A-Furman	12-30-1966
14	6-8	H-NC State	1-9-1984
14	9-5	H-Virginia	1-11-1986
14	9-5	A-Virginia	1-10-1988
14	5-9	H-NC State	3-3-1993
14	7-7	H-North Carolina	2-18-2001
14	6-8	N1-Florida State	3-7-2002
14	9-5	H-Virginia Tech	1-27-2013
14	7-7	A-Miami	2-18-2017

N1 - Charlotte, N.C.; N2 - Greensboro, N.C.; N3 - Charleston, S.C.; N4 - San Diego, Calif.

MOST TURNOVERS - CLEMSON

No	Site-Opponent	Date
41	A-Furman	12-6-1972
38	A-NC State	1-12-1974

12-22-2000
1-10-2015
2-11-1984
2-14-1987
11-21-2013
3-7-2015
1-11-2018
1-11-1986
1-10-1988
2-7-1989
12-22-2003
1-27-2013
1-11-2014
3-4-2014
2-8-2016

36 H-Austin Peay State
35 A-Purdue
35 A-Charleston Southern
30 H-NC State
30 N1-North Carolina
30 A-Duke
N1 - Greensboro, N.C.

MOST TURNOVERS - OPPONENTS

No	Site-Opponent	Date
47	H-Appalachian State	12-7-1974
38	A-Purdue	12-5-1973
37	H-Hampton	11-19-2004
37	H-Furman	11-12-2007
36	H-Auburn	11-30-1973
35	H-Georgia Southern	12-4-1976
35	H-Texas Christian	11-25-1977

MOST TURNOVERS - BOTH TEAMS

No	CU-Opp	Site-Opponent	Date
73	35-38	A-Purdue	12-5-1973
71	41-30	A-Furman	12-6-1972
69	22-47	H-Appalachian State	12-7-1974
66	32-34	H-Furman	1-23-1974
65	38-27	A-NC State	1-12-1974
60	25-35	H-Georgia Southern	12-4-1976
59	35-24	A-Charleston Southern	12-1-1993

ASSIST/TURNOVER RATIO - CLEMSON

Ratio	Ast-TO	Site-Opponent	Date
16.0	16-1	A-NC State	2-20-2016
5.33	32-6	H-Illinois Tech	12-13-1980
5.00	25-5	H-NC State	3-3-1993
4.20	21-5	H-Florida A&M	11-14-2014
4.00	32-8	H-South Carolina	2-9-1981
3.83	23-6	H-NC State	1-9-1984
3.75	30-8	H-MD-Eastern Shore	2-27-1982
3.66	22-6	H-South Carolina	2-9-1994
3.63	29-8	H-Western Carolina	2-11-1998
3.60	36-10	H-Bowling Green St.	11-27-1981
3.44	31-9	H-Baylor	12-19-1983
3.42	24-7	H-Florida State	2-12-2000

N1 - Greensboro, N.C.

ASSIST/TURNOVER RATIO - OPPONENTS

Ratio	Ast-TO	Site-Opponent	Date
5.00	20-4	A-Notre Dame	3-7-2015
4.80	24-5	A-Maryland	2-7-1989
4.75	19-4	A-Virginia	2-14-1987
4.66	14-3	H-George Washington	12-22-1999
4.50	27-6	A-Maryland	1-20-2002
4.33	26-6	A-NC State	2-14-1981
4.25	17-4	A-South Carolina	2-11-1985
4.00	12-3	A-Pittsburgh	1-10-2015
3.75	15-4	A-NC State	1-11-2018
3.43	24-7	A-Marquette	12-20-1980
3.20	16-5	H-Virginia	1-11-1986

DUNKS - CLEMSON

Dunks	Site-Opponent	Date
16	H-Georgia State	1-15-1990
12	H-Youngstown State	1-18-1989
12	H-Western Carolina	1-17-1990
11	H-Radford	12-9-1989
10	H-Wofford	2-6-1996
10	H-Western Carolina	2-11-1998
10	H-UNC Asheville	12-3-2017

CHARGES TAKEN - CLEMSON

CT	Site-Opponent	Date
11	H-North Carolina	1-27-1979
9	H-Catholic	11-24-1978
7	H-NC State	1-7-1987
6	H-Western Carolina	12-16-1978
6	H-Siena	11-30-1979
6	H-Maryland	2-29-1980
6	H-Baltimore	2-28-1981

OFFENSIVE REBOUNDS - CLEMSON

(Since 1979-80)

Reb	Site-Opponent	Date
33	A-North Carolina	1-9-1992
28	H-Georgia State	1-15-1990
27	A-American-Puerto Rico	12-24-1989
27	A-Florida Atlantic	12-21-1990
26	N1-Florida State	3-4-1999
26	H-Wake Forest	2-13-2002
26	H-South Carolina	12-3-2005
25	H-Georgia State	11-28-1980
25	H-Hofstra	1-20-1990
25	H-Wagner	12-10-1988
25	A-North Carolina	1-26-1997

N1 - Charlotte, N.C.



JAMES MAYS COLLECTED SIX OF CLEMSON'S RECORD 25 STEALS AGAINST FURMAN IN NOVEMBER 2007.



TEAM SEASON BESTS

WINS

1.	1986-87	25-6
	2017-18	25-10
	2006-07	25-11
4.	1989-90	24-8
	2007-08	24-10
6.	1979-80	23-9
	1996-97	23-10
	2008-09	23-9
	2013-14	23-13
10.	1976-77	22-6
	2010-11	22-12

WINNING PERCENTAGE

(Min. 20 games played)

1.	1986-87	25-6	.806
2.	1976-77	22-6	.785
3.	1989-90	24-8	.750
4.	1979-80	23-9	.719
	2008-09	23-9	.719
6.	2017-18	25-10	.714
7.	1951-52	17-7	.708
8.	2007-08	24-10	.706
9.	1996-97	23-10	.697
10.	2006-07	25-11	.694

GAMES PLAYED

1.	2006-07	36
	2013-14	36
3.	1998-99	35
	2017-18	35
5.	1985-86	34
	1993-94	34
	2007-08	34
	2010-11	34
	2018-19	34
10.	1996-97	33
	2016-17	33

POINTS

1.	1989-90	2,777
2.	2007-08	2,693
3.	1986-87	2,669
4.	2006-07	2,636
5.	2017-18	2,584
6.	1979-80	2,559
7.	1993-94	2,557
8.	1985-86	2,546
9.	1998-99	2,508
10.	2008-09	2,507

SCORING AVERAGE

1.	1976-77	86.6
2.	1986-87	86.1
3.	1955-56	86.0
4.	1975-76	83.4
5.	1977-78	82.6
6.	1969-70	80.3
	1974-75	80.3
8.	1979-80	80.0
9.	1988-89	79.8
10.	1989-90	79.3

SCORING MARGIN

1.	1976-77	+17.7
2.	1986-87	+14.6
3.	2008-09	+10.3

4.	1979-80	+9.8
5.	1989-90	+9.4
	2007-08	+9.4
7.	1977-78	+8.9
	2009-10	+8.9
9.	1980-81	+8.7
10.	1975-76	+8.3

FIELD GOALS MADE

1.	1989-90	1,060
2.	1985-86	1,020
3.	2006-07	1,017
4.	2007-08	1,000
5.	1979-80	999
6.	1986-87	990
7.	1976-77	978
8.	1975-76	966
9.	1980-81	955
10.	1974-75	935

FIELD GOAL ATTEMPTS

1.	2007-08	2,191
2.	2006-07	2,170
3.	1989-90	2,148
4.	1985-86	2,146
5.	1955-56	2,004
6.	1993-94	1,984
7.	2008-09	1,971
	2017-18	1,971
9.	1979-80	1,958
10.	2005-06	1,955

FIELD GOAL PERCENTAGE

1.	1986-87	.529
2.	1977-78	.521
3.	1976-77	.518
4.	1981-82	.514
5.	1975-76	.511
6.	1979-80	.510
	1980-81	.510
8.	1983-84	.504
9.	1978-79	.498
	1988-89	.498

FREE THROWS MADE

1.	1955-56	624
2.	1979-80	561
3.	1996-97	543
4.	1989-90	540
5.	1998-99	521
6.	1966-67	519
7.	1969-70	513
8.	1967-68	512
9.	1971-72	509
10.	1985-86	506

FREE THROW ATTEMPTS

1.	1955-56	912
2.	1989-90	886
3.	1998-99	840
4.	1979-80	839
5.	1996-97	799
6.	1993-94	767
7.	1969-70	763
8.	1967-68	755
9.	1997-98	751
10.	1966-67	736

FREE THROW PERCENTAGE

1.	2017-18	.755
2.	2013-14	.744
3.	1981-82	.734
4.	1956-57	.732
	2018-19	.732
6.	2016-17	.731
7.	1973-74	.725
8.	2015-16	.723
9.	1960-61	.716
	1986-87	.716

REBOUNDS

1.	1989-90	1,430
2.	1998-99	1,354
3.	1993-94	1,327
4.	1985-86	1,309
5.	2007-08	1,305
6.	1961-62	1,284
7.	2013-14	1,269
8.	2006-07	1,264

9.	2017-18	1,255
10.	1974-75	1,222

REBOUND AVERAGE

1.	1961-62	47.6
2.	1962-63	45.4
3.	1967-68	44.8
4.	1960-61	44.7
5.	1955-56	44.0
6.	1965-66	43.9
7.	1959-60	43.8
8.	1966-67	43.6
9.	1975-76	42.8
10.	1963-64	42.5

REBOUND MARGIN

1.	1998-99	+8.2
2.	1975-76	+5.8
3.	2001-02	+5.3
4.	1985-86	+4.9
	1984-85	+4.9
	1974-75	+4.9
7.	1989-90	+4.5
	1996-97	+4.5
9.	1999-00	+4.4
10.	1980-81	+4.3
	1986-87	+4.3

OFFENSIVE REBOUNDS

(Since 1978-79)

1.	2007-08	536
2.	1998-99	491
3.	1989-90	490
4.	2006-07	489
5.	1993-94	467
6.	2005-06	466
7.	2008-09	462
8.	2004-05	450
9.	2001-02	442
10.	1984-85	429

ASSISTS

1.	1980-81	636
2.	1985-86	613
3.	1979-80	610
4.	1982-83	603
5.	1989-90	602
6.	1976-77	573
7.	1986-87	572
8.	1983-84	571
9.	2006-07	562
10.	1981-82	557

ASSISTS/GAME

1.	1980-81	20.52
2.	1976-77	20.46
3.	1983-84	20.39
4.	1981-82	19.89
5.	1982-83	19.45
6.	1979-80	19.06
7.	1986-87	18.45
8.	1985-86	18.03
9.	1988-89	17.57
10.	1989-90	17.20

STEALS

1.	2005-06	352
2.	2006-07	342
3.	2007-08	334
4.	1989-90	331
5.	2004-05	319
6.	1976-77	305
7.	2009-10	301
8.	1992-93	298
	2008-09	298
10.	2010-11	272

STEALS/GAME

1.	2005-06	11.00
2.	1976-77	10.89
3.	2004-05	9.97
4.	1992-93	9.93
5.	2007-08	9.82
6.	2006-07	9.50
7.	1989-90	9.45
8.	2009-10	9.41
9.	2008-09	9.31
10.	1990-91	9.28

THREE-POINT DISTANCES

1982-83	17-9	(15 ACC games and vs. Presbyterian)
	19-9	(3 games in Alaska Shootout)
1986-87 to 2007-08	19-9	(All games)
2008-09 to 2018-19	20-9	(All games)
2019-20 to present	22-1.75	(All games)

BLOCKED SHOTS

1.	1989-90	235
2.	2013-14	221
3.	2006-07	191
4.	1988-89	189
5.	2008-09	187
6.	2007-08	185
7.	1975-76	179
8.	1992-93	173
9.	2017-18	169
10.	1974-75	167
	1987-88	167

BLOCKED SHOTS/GAME

1.	1989-90	6.71
2.	1975-76	6.39
3.	1988-89	6.30
4.	2013-14	6.14
5.	2008-09	5.84
6.	1992-93	5.77
7.	1987-88	5.76
8.	1976-77	5.68
9.	2007-08	5.44
10.	1990-91	5.32

FEWEST TURNOVERS/GAME

1.	2015-16	10.16
2.	2016-17	10.73
3.	2013-14	11.14
4.	2012-13	11.45
5.	1994-95	11.57
6.	1995-96	11.62
7.	2014-15	11.80
8.	2017-18	11.83
9.	2011-12	12.10
10.	1997-98	12.54

ASSIST/TURNOVER RATIO

1.	1980-81	1.48 (636-430)
2.	1981-82	1.47 (557-378)
3.	1982-83	1.42 (603-424)
4.	1983-84	1.34 (571-425)
5.	2015-16	1.30 (411-315)
6.	1979-80	1.28 (610-476)
7.	1985-86	1.27 (613-483)
8.	1976-77	1.24 (573-462)
9.	1994-95	1.23 (400-324)
10.	1997-98	1.20 (484-403)
	2016-17	1.20 (414-354)

DUNKS

1.	1989-90	176
2.	1988-89	124
3.	1993-94	115
4.	1992-93	113
5.	2007-08	112
6.	2012-13	110
7.	2009-10	108
8.	2011-12	104
9.	2006-07	100
10.	1987-88	99
	1998-99	99

CHARGES TAKEN

1.	1978-79	109
2.	1979-80	88
3.	2010-11	61
4.	1980-81	58
5.	1985-86	54
	1996-97	54
7.	2008-09	49
8.	1986-87	48
9.	1999-00	47
10.	1998-99	46

THREE-POINT GOALS

1.	2017-18	288
2.	2007-08	271
3.	2008-09	256

4.	2000-01	248
	2006-07	248
6.	1993-94	240
7.	2016-17	239
8.	2005-06	238
	2015-16	238
10.	1998-99	233

THREE-POINT GOALS/GAME

1.	2017-18	8.23
2.	2000-01	8.00
	2008-09	8.00
4.	2007-08	7.97
5.	2015-16	7.68
6.	2005-06	7.44
7.	2016-17	7.24
8.	1993-94	7.06
9.	1994-95	7.04
10.	2006-07	6.89

STATISTICAL TRENDS

Season	Record	Pts	PPG	FG	FGA	FG%	FT	FTA	FT%	REB	REB/G	PF
1956-57	17-7	1,739	72.5	624	1,567	.398	491	671	.732	804	33.5	465
		1,977	82.4	714	1,703	.419	549	778	.706	988	41.2	372
1957-58	8-16	1,650	68.7	636	1,630	.390	378	530	.713	906	37.8	460
		1,723	71.8	644	1,618	.398	435	663	.656	1,006	41.8	391
1958-59	8-16	1,365	56.9	531	1,445	.367	303	445	.681	891	37.1	405
		1,540	64.2	565	1,521	.371	410	561	.731	1,143	47.6	340
1959-60	10-16	1,668	64.2	652	1,744	.374	364	515	.707	1,140	43.8	472
		1,838	70.7	674	1,616	.419	390	697	.703	1,252	48.2	386
1960-61	10-16	1,742	67.0	645	1,625	.385	452	631	.716	1,162	44.7	424
		1,834	70.5	710	1,701	.471	414	603	.687	1,177	45.3	442
1961-62	12-15	1,947	72.1	753	1,836	.410	441	662	.667	1,284	47.6	581
		2,014	74.6	729	1,708	.427	556	794	.700	1,237	45.8	526
1962-63	12-13	1,685	67.4	648	1,590	.408	389	568	.685	1,135	45.4	441
		1,673	66.9	637	1,575	.404	399	584	.683	1,109	44.4	449
1963-64	13-12	1,755	70.2	663	1,592	.416	429	623	.689	1,063	42.5	452
		1,725	69.0	641	1,499	.428	443	621	.713	1,096	43.8	475
1964-65	8-15	1,707	74.2	654	1,449	.451	399	596	.669	942	40.9	498
		1,741	75.7	632	1,434	.441	477	673	.713	893	31.7	635
1965-66	15-10	1,922	76.9	718	1,579	.455	486	696	.698	1,098	43.9	509
		1,834	73.4	681	1,566	.435	472	666	.709	1,052	42.1	521
1966-67	17-8	1,851	74.0	666	1,441	.462	519	736	.705	1,082	43.3	461
		1,758	70.3	664	1,576	.421	430	576	.721	988	39.5	549
1967-68	4-20	1,716	71.5	602	1,520	.396	512	755	.678	1,074	44.8	478
		1,793	82.2	764	1,638	.466	445	625	.712	1,141	47.5	570
1968-69	6-19	1,900	79.2	717	1,672	.429	466	702	.664	986	41.1	510
		2,050	85.4	768	1,545	.497	514	705	.729	1,173	48.9	524
1969-70	7-19	2,089	80.3	788	1,778	.443	513	763	.672	1,040	40.0	487
		2,348	90.3	949	1,864	.509	450	615	.732	1,280	49.2	552
1970-71	9-17	1,531	58.9	538	1,206	.446	455	717	.635	868	33.4	526
		1,714	65.9	626	1,378	.454	462	648	.713	1,000	38.5	565
1971-72	10-16	1,649	63.4	570	1,328	.429	509	719	.708	978	37.6	518
		1,719	66.1	633	1,385	.457	453	645	.702	934	35.9	561
1972-73	12-14	1,816	69.8	701	1,568	.447	414	579	.715	1,039	39.9	551
		1,804	69.4	720	1,590	.453	364	504	.722	1,003	38.6	598
1973-74	14-12	1,777	68.3	734	1,675	.438	309	426	.725	1,079	41.5	555
		1,803	69.3	717	1,571	.456	369	508	.726	972	37.4	505
1974-75	17-11	2,249	80.3	935	1,918	.487	379	565	.671	1,222	42.0	650
		2,018	72.1	762	1,694	.449	494	712	.694	1,097	37.1	595

LONGEST WINNING STREAKS

Overall - 17 games (twice)

1. Began with the first game in the 1986-87 season, a 108-91 win over Georgia State on Nov. 28, and ended with a 105-103 loss to Duke on Jan. 24, 1987.
2. Began with the first game of the 2006-07 season, an 83-44 win over Arkansas State on Nov. 10, and ended with a 92-87 loss at Maryland on Jan. 13, 2007.

Note: Both winning streaks also most consecutive wins to open season

Home - 29 games

Began with a 75-58 win over Maryland on Jan. 7, 1989 and ended in a 108-100 loss to UNC Charlotte on Dec. 15, 1990.

Away - 10 games

Began on Dec. 14, 1986 with a 71-65 win over South Carolina, and ended with a 96-80 loss to North Carolina on Feb. 21, 1987.

ACC - 7 games

Began with an 80-60 win over N.C. State on Feb. 4, 1967 and ended with a 73-71 loss to Virginia on Feb. 27, 1967.

ACC Home - 13 games

Began with a 75-58 win over Maryland on Jan. 7, 1989 and ended on Jan. 8, 1991 with a 82-78 loss to Virginia.

ACC Away - 5 games

Began on Jan. 10, 1987 with a 91-88 overtime win against Wake Forest, and ended on Feb. 21, 1987 with a 96-80 loss to North Carolina.


Non-Conference - 18 games

Began on Nov. 10, 2006 with an 83-44 win over Arkansas State, and ended with a 78-73 loss in the NIT championship game to West Virginia on Mar. 29, 2007.

Home Non-Conference - 20 games

Began with a 69-53 win over Louisiana Tech in the first round of the NIT on Mar. 15, 2006 and ended with a 82-72 loss to Charlotte on Jan. 9, 2008.

HORACE GRANT LED THE 1986-87 TEAM TO A 17-GAME WINNING STREAK.



STATISTICAL TRENDS

Season	Record	Pts	PPG	FG-FGA	Pct.	3FG-FGA	Pct	FT-FTA	Pct	Off	Reb-Avg	PF	AS-TO	CT-D	BS-ST
1975-76	18-10	2,336	83.4	966-1,889	.551			404-600	.673		1,198-42.8	623	458-562		179-245
		2,102	75.1	814-1,834	.444			474-683	.694		1,037-37.0	593	316-534		-227
1976-77	22-6	2,425	86.6	978-1,890	.518			469-702	.668		1,190-42.1	586	573-462		159-305
		1,930	68.9	758-1,794	.423			414-595	.696		1,077-38.5	645	299-599		-219
1977-78	15-12	2,230	82.6	900-1,728	.521			430-617	.697		1,015-37.6	604	465-445		117-228
		1,991	73.7	771-1,664	.463			449-647	.694		965-35.7	602	279-508		-195
1978-79	19-10	2,087	72.0	849-1,733	.490			389-569	.684	347	1,007-34.7	597	447-480	109-62	96-243
		1,901	65.6	747-1,564	.478			407-562	.724		918-31.7	606	331-559		51-210
1979-80	23-9	2,559	80.0	999-1,958	.510			561-839	.669	370	1,173-36.7	631	610-476	88-96	123-270
		2,245	70.2	875-1,844	.475			496-680	.729		1,074-33.4	756	507-578		75-220
1980-81	20-11	2,339	75.5	955-1,873	.510			429-612	.691	390	1,115-36.0	562	636-430	58-90	79-218
		2,070	66.8	820-1,782	.460			430-603	.713		983-31.7	635	442-473		49-220
1981-82	14-14	1,950	69.6	793-1,542	.514			364-496	.734	299	873-31.2	516	574-378	43-31	36-148
		1,825	65.2	726-1,475	.492			373-543	.687		806-28.8	514	395-399		56-198
1982-83	11-20	2,343	75.6	912-1,918	.475	123-283	.435	396-574	.690	344	1,076-34.7	694	603-424	41-36	81-181
		2,418	78.0	887-1,801	.493	86-203	.424	558-782	.713		1,098-35.4	594	503-435		85-180
1983-84	14-14	2,001	71.5	827-1,625	.509			347-504	.688	298	986-35.2	530	571-425	41-45	108-163
		1,907	68.1	742-1,646	.451			423-610	.693		920-32.9	519	428-396		54-180
1984-85	16-13	2,176	75.0	894-1,878	.476			388-589	.659	429	1,157-39.9	549	486-439	44-59	94-185
		2,060	71.0	829-1,774	.467			402-578	.696		1,016-35.0	568	475-453		103-198
1985-86	19-15	2,546	74.9	1,020-2,146	.475			506-719	.704	426	1,309-38.5	632	613-483	54-72	108-202
		2,294	67.5	904-2,012	.449			486-689	.705		1,144-33.6	659	533-510		93-214
1986-87	25-6	2,669	86.1	990-1,873	.529	203-453	.448	486-679	.716	350	1,129-36.4	555	572-480	48-72	137-218
		2,216	71.5	823-1,884	.437	138-341	.405	432-574	.753	320	995-32.1	613	438-476		85-207
1987-88	14-15	2,156	74.3	840-1,667	.504	93-312	.298	383-598	.640	331	1,043-36.0	506	480-463	45-99	167-190
		2,088	72.0	793-1,775	.447	121-327	.370	381-566	.673	348	996-34.3	542	416-417		55-206
1988-89	19-11	2,395	79.8	915-1,837	.498	127-371	.342	438-678	.646	384	1,142-38.1	572	527-486	30-124	189-227
		2,269	75.6	832-1,811	.459	143-368	.389	462-668	.692	328	1,035-34.5	588	506-462		67-223
1989-90	26-9	2,777	79.3	1,060-2,148	.493	117-397	.295	540-886	.609	490	1,430-40.8	663	602-556	30-176	235-331
		2,447	69.3	889-2,170	.410	174-519	.335	495-708	.699	440	1,273-36.4	736	494-598		89-269
1990-91	11-17	2,063	73.7	801-1,735	.462	121-406	.298	340-543	.626	373	1,076-38.4	528	454-436	19-94	149-260
		2,147	76.7	748-1,728	.433	184-463	.397	467-639	.731	397	1,040-37.1	489	425-436		91-267
1991-92	14-14	2,144	76.6	820-1,743	.470	161-422	.382	343-575	.597	412	1,055-37.7	554	454-454	19-73	103-249
		2,133	75.5	748-1,710	.437	159-497	.320	458-652	.702	407	1,056-37.7	499	441-459		98-239
1992-93	17-13	2,376	79.2	876-1,857	.472	192-554	.347	432-649	.666	413	1,121-37.4	536	510-491	26-113	173-298
		2,301	76.7	850-1,889	.450	202-570	.354	399-590	.676	436	1,116-37.2	551	504-503		92-244
1993-94	18-16	2,557	75.2	910-1,984	.459	240-699	.343	497-767	.648	467	1,327-39.0	605	553-570	24-115	144-255
		2,477	72.9	878-2,093	.419	252-706	.357	469-660	.711	452	1,188-34.9	625	511-468		110-276
1994-95	15-13	1,794	64.1	652-1,424	.458	197-554	.356	293-421	.696	288	844-30.1	516	400-324	31-36	47-212
		1,749	62.5	578-1,324	.437	208-602	.346	385-552	.697	285	826-29.5	451	346-369		79-149
1995-96	18-11	1,971	68.0	691-1,551	.446	149-440	.339	440-668	.659	346	999-34.5	535	374-337	22-62	86-199
		1,826	63.0	610-1,435	.425	211-609	.346	395-575	.687	299	898-31.0	560	366-407		82-157
1996-97	23-10	2,249	68.2	774-1,746	.443	158-509	.310	543-799	.680	380	1,155-35.0	633	458-422	54-52	85-228
		2,028	61.5	688-1,611	.427	180-575	.313	472-710	.665	325	1,005-30.5	683	363-492		86-207
1997-98	18-14	2,309	72.2	842-1,783	.472	164-485	.338	461-751	.614	369	1,082-33.8	683	484-403	33-80	90-256
		2,090	65.3	677-1,569	.431	198-547	.362	538-792	.679	334	1,032-32.3	640	359-525		94-186
1998-99	20-15	2,508	71.7	877-1,910	.459	233-665	.350	521-840	.620	491	1,354-38.7	668	527-534	46-99	111-227
		2,263	64.7	769-1,872	.411	244-768	.318	481-711	.677	358	1,066-30.5	742	437-491		96-249
1999-00	10-20	1,933	64.4	680-1,682	.404	189-570	.332	384-572	.671	398	1,173-39.1	614	389-462	47-33	93-146
		2,100	70.0	682-1,667	.409	251-712	.353	485-717	.676	333	1,042-34.7	579	422-341		125-227
2000-01	12-19	2,298	74.1	797-1,879	.424	248-692	.358	456-658	.702	384	1,185-38.2	668	434-496	32-44	69-187
		2,471	79.7	853-1,945	.439	261-751	.348	504-760	.663	417	1,207-38.9	621	512-451		116-239
2001-02	13-17	2,173	72.4	794-1,797	.442	172-543	.317	413-658	.628	442	1,193-41.1	549	426-460	38-71	101-214
		2,214	73.8	769-1,762	.436	256-699	.366	420-615	.683	341	1,039-35.8	595	442-412		92-230
2002-03	15-13	1,916	68.4	685-1,551	.442	135-389	.347	411-626	.657	376	1,004-35.9	536	351-377	33-52	74-199
		1,907	68.1	668-1,542	.433	210-610	.344	361-526	.686	333	943-33.7	585	409-404		89-195
2003-04	10-18	1,839	65.7	649-1,504	.432	134-418	.321	407-645	.631	398	1,050-37.5	523	359-537	40-55	125-191
		1,986	70.9	704-1,648	.427	175-526	.333	403-558	.722	352	940-33.6	594	389-394		85-291
2004-05	16-16	2,294	71.7	832-1,878	.443	198-596	.332	432-719	.601	450	1,186-37.1	652	463-565	39-59	166-319
		2,218	69.3	771-1,764	.437	182-497	.366	494-726	.680	378	1,122-35.1	636	414-589		96-305
2005-06	19-13	2,378	74.3	853-1,955	.436	238-740	.322	434-703	.617	466	1,184-37.0	636	456-497	30-91	142-352
		2,172	67.9	781-1,739	.449	155-441	.351	455-686	.663	360	1,150-35.9	622	376-607		104-270
2006-07	25-11	2,636	73.2	1,017-2,170	.469	248-725	.342	354-612	.578	489	1,264-35.1	606	562-512	45-100	191-342
		2,365	65.7	878-1,954	.449	195-565	.345	414-584	.709	391	1,194-33.2	616	454-625		100-239
2007-08	24-10	2,693	79.2	1,000-2,191	.456	271-728	.372	422-677	.623	536	1,305-38.4	664	535-505	42-112	185-334
		2,372	69.8	860-1,967	.437	171-561	.305	481-671	.717	435	1,229-36.1	609	418-609		120-230
2008-09	23-9	2,507	78.3	912-1,971	.463	256-684	.374	427-621	.688	462	1,189-37.2	575	478-456	49-94	187-298
		2,177	68.0	794-1,842,											


NCAA TOURNAMENT RECORDS

INDIVIDUAL RECORDS

Category	Clemson	Opponents
Points:	31 by Gabe DeVoe vs. Kansas, 3-23-2018	36 by Bobby Jackson of Minnesota, 3-20-1997
Field Goals:	10 by Billy Williams vs Brigham Young, 3-8-1980 by Elden Campbell vs. Saint Mary's, 3-16-1989 by Elden Campbell vs. Arizona, 3-8-1989 by Jerai Grant vs. UAB, 3-15-2011 by Gabe DeVoe vs. New Mexico State, 3-16-2018 by Gabe DeVoe vs. Kansas, 3-23-2018	12 by Lionel Simmons of La Salle, 3-17-1990
Field Goal Attempts:	19 by Billy Williams vs. Brigham Young, 3-8-1980 by Billy Williams vs. UCLA, 3-15-1980	23 by Roshod Johnson of Western Michigan, 3-13-1998
Field Goal % (min. 8 att.):	.875 by Harold Jamison (7-8) vs. Western Michigan, 3-13-1998	.833 by Alan Taylor (10-12) of Brigham Young, 3-8-1980
3-Point Goals:	6 by Gabe DeVoe vs. Auburn, 3-18-18	8 by Roshod Johnson of Western Michigan, 3-13-1998
3-Point Attempts:	11 by K.C. Rivers vs. Villanova, 3-21-2008	15 by Roshod Johnson of Western Michigan, 3-13-1998
Free Throws:	10 by Dale Davis vs. La Salle, 3-17-1990 by Mohamed Woni vs. Minnesota, 3-20-1997	12 by Bobby Jackson of Minnesota, 3-20-1997
Free Throw Attempts:	14 by Dale Davis vs. La Salle, 3-17-1990	13 by Bobby Jackson of Minnesota, 3-20-1997
Free Throw Perfection:	10-10 by Mohamed Woni vs. Minnesota, 3-20-1997	8-8 by Mike Sanders of UCLA, 3-15-1980
Rebounds:	17 by Dale Davis vs. La Salle (3-17-1990), Connecticut, (3-22-1990)	15 by Scott Burrell of Connecticut, 3-22-1990
Offensive Rebounds:	8 by Tom Wideman vs. Tulsa, 3-16-1997	6 by Erick Newman of Saint Mary's, 3-16-1989 by Scott Burrell of Connecticut, 3-22-1990
Assists:	8 by Billy Williams vs. Brigham Young, 3-8-1980	8 by Mike Brooks of Lamar, 3-12-1980
Blocked Shots:	4 by Elden Campbell vs. Saint Mary's, 3-16-1989	4 by Anthony Cook of Arizona, 3-8-1989
Steals:	4 by Terrell McIntyre vs. Western Michigan, 3-13-1998 by Tanner Smith vs. UAB, 3-15-2011	4 by Jason Kimbrough of Western Michigan, 3-13-1998
Minutes:	42 by Merl Code vs. Minnesota, 3-20-1997 by Terrell McIntyre vs. Minnesota, 3-20-1997	49 by Bobby Jackson of Minnesota, 3-20-1997

TEAM RECORDS

Category	Clemson	Opponents
Points:	84 vs. Minnesota, 3-20-1997 vs. Auburn, 3-18-18	94 by Arizona, 3-8-1989
Field Goals:	33 vs. New Mexico State, 3-16-18	33 by Arizona, 3-8-1989
Field Goal Attempts:	67 vs. UCLA, 3-15-1980	73 by La Salle, 3-17-1990
Field Goal %:	.604 vs. Saint Mary's (32-53), 3-16-1989	.556 by UCLA (30-54), 3-15-1980
3-Point Goals:	12 vs. Missouri, 3-19-2010	12 by UAB, 3-15-2011
3-Point Attempts:	33 vs. Villanova, 3-21-2008	35 by La Salle, 3-17-1990
Free Throws:	28 vs. Tulsa, 3-16-1997	34 by Minnesota, 3-20-1997
Free Throw Attempts:	38 vs. Tulsa, 3-16-1997	45 by Minnesota, 3-20-1997
Free Throw %:	.857 vs. Michigan, 3-19-2009	.778 by Lamar (14-18), 1980
Rebounds:	55 vs. La Salle, 3-17-1990	40 by UCLA, 3-15-1980
Offensive Rebounds:	23 vs. Tulsa, 3-16-1997	16 by Connecticut, 3-22-1990
Assists:	19 vs. UCLA, 3-15-1980 vs. Auburn, 3-18-18	17 by UCLA, 3-15-1980
Turnovers:	23 vs. Lamar, 3-12-1980	20 by Utah State, 3-6-1980
Blocked Shots:	12 vs. Saint Mary's, 3-16-1989	7 by Arizona, 3-8-1989
Steals:	10 vs. UAB, 3-15-2011	11 by La Salle, 3-17-1990



CLEMSON
CLINCHED A
SPOT IN THE
FINAL 32 FOR
FIRST TIME
SINCE 1997 WITH
A WIN OVER NEW
MEXICO STATE IN
2018.

CLEMSON'S NCAA TOURNAMENT HISTORY — GAME BY GAME (11-12)


Year	Site	Regional	Seed	Opponent	W L	Score	Clemson's Top Players
1980	Ogden, Utah	West	6	Utah State	W	76-73	Williams 22 pts, Gilliams 14 pts, Nance 13 pts
	Ogden, Utah	West	6	Brigham Young	W	71-66	Williams 16 pts, Nance 16 pts, 11 reb
	Tucson, Ariz.	West	6	Lamar	W	74-66	Nance 16 pts, Campbell 15 pts, 12 reb
	Tucson, Ariz.	West	6	UCLA	L	74-85	Williams 18 pts, Gilliam 13 pts, 9 reb
1987	Atlanta, Ga.	Southeast	4	Southwest Missouri State	L	59-65	Grant 16 pts, Brown 14 pts, Middleton 11 pts
1989	Boise, Idaho	West	9	Saint Mary's	W	83-70	Campbell 20 pts, Young 19 pts, Davis 18 pts
	Boise, Idaho	West	9	Arizona	L	68-94	Campbell 24 pts, Forrest 21 pts, Cash 13 pts
1990	Hartford, Conn.	East	5	Brigham Young	W	49-47	Campbell 15 pts
	Hartford, Conn.	East	5	La Salle	W	79-75	Davis 26 pts & 17 reb, Tyson 17 pts & 11 reb
	East Rutherford, N.J.	East	5	Connecticut	L	70-71	Davis 15 pts & 17 reb, Campbell 15 pts & 8 reb
1996	Albuquerque, N.M.	West	9	Georgia	L	74-81	Buckner 20 pts, Jurkunas 19 pts
1997	Kansas City, Mo.	Midwest	4	Miami (Ohio)	W	68-56	Buckner 22 pts & 9 reb, Code 12 pts, Iturbe 7 reb
	Kansas City, Mo.	Midwest	4	Tulsa	W	65-59	McIntyre 16 pts, Code 15 pts, Wideman 11 reb
	San Antonio, Texas	Midwest	4	Minnesota	L	84-90^^	Buckner 22 pts, McIntyre 17 pts, Woni 12 pts & 10-10 FTs
1998	Chicago, Ill.	Midwest	6	Western Michigan	L	72-75	Jamison 14 pts & 10 rebs, McIntyre 10 pts, 7 asts, 6 rebs
2008	Tampa, Fla.	Midwest	5	Villanova	L	69-75	Rivers 15 pts, Stitt 14 pts (4-4 on 3-pt goals)
2009	Kansas City, Mo.	South	7	Michigan	L	59-62	Booker 18 pts & 11 rebs; Rivers 13 pts & 9 rebs
2010	Buffalo, N.Y.	East	7	Missouri	L	78-86	Stitt 21 pts, Young 19 pts (combined 9-13 on 3-pt goals)
2011	Dayton, Ohio	East (First Four)	12	UAB	W	70-52	Grant 22 pts, 7 rebs
	Tampa, Fla.	East	12	West Virginia	L	76-84	Young 22 pts, Stitt 16 pts
2018	San Diego, Calif.	Midwest	5	New Mexico State	W	79-68	Mitchell 23 pts, DeVoe 22 pts
	San Diego, Calif.	Midwest	5	Auburn	W	84-53	DeVoe 22 pts, Thomas 18 pts
	Omaha, Neb.	Midwest	5	Kansas	L	76-80	DeVoe 31 pts, 9 rebs; Reed 13 pts; Mitchell 12 pts

^ - overtime; Note: 1990 games vacated.




NCAA TOURNAMENT RECORDS

Name	Trn	GP	FG-A	Pct	3Pt-A	Pct	FT-A	Pct	Reb	PF	A-T	B-S	Min	Pts	Avg
Zavier Anderson	1	2	0-1	.000	0-0	.000	0-0	.000	5	4	1-6	0-2	20	0	0.0
Catalin Baciu	1	1	0-0	.000	0-0	.000	0-0	.000	0	0	0-0	0-0	1	0	0.0
Jonah Baize	1	1	0-0	.000	0-0	.000	0-0	.000	0	0	0-0	0-0	1	0	0.0
Devin Booker	2	3	9-19	.474	1-3	.333	6-8	.750	19	7	5-5	2-0	70	25	8.3
Trevor Booker	3	3	14-24	.583	0-0	.000	7-15	.467	26	9	7-5	3-5	87	35	11.7
Colby Brown	2	4	0-2	.000	0-0	.000	1-2	.500	2	0	0-1	1-0	14	1	0.3
Michael Brown	1	1	6-7	.857	2-3	.667	0-0	.000	1	3	1-0	2-0	20	14	14.0
Wayne Buckingham	1	3	3-8	.375	0-0	.000	1-4	.250	6	2	0-4	0-0	24	7	2.3
Greg Buckner	3	5	31-61	.510	2-7	.286	18-28	.642	25	13	14-5	1-1	160	72	14.4
Elden Campbell	3	6	36-64	.562	1-2	.500	14-21	.667	36	21	1-18	14-4	170	87	14.5
John Campbell	1	4	14-23	.608			4-12	.333	28	13	4-9	1-1	94	32	8.0
Marion Cash	2	5	15-38	.395	4-8	.500	18-27	.667	21	16	23-19	0-3	168	52	10.4
Brian Chester	1	1	0-0	.000	0-0	.000	0-0	.000	0	0	0-0	0-0	0	0	0.0
Tony Christie	3	5	11-25	.440	4-11	.363	6-11	.554	4	10	3-9	1-2	91	32	6.4
Merl Code	1	3	7-30	.233	4-19	.211	19-23	.830	11	7	4-3	1-1	100	37	12.3
Bobby Conrad	1	4	6-16	.375			10-15	.667	7	16	15-10	0-4	103	22	5.5
Dale Davis	2	5	23-36	.638	0-0	.000	17-26	.654	57	10	2-9	7-6	169	63	12.6
Gabe DeVoe	1	3	28-45	.622	11-23	.478	8-9	.889	15	5	10-8	0-4	102	75	25.0
Chris Dadds	1	4	12-23	.521			5-8	.625	6	4	11-12	3-1	83	29	7.3
Mark Donnal	1	3	4-10	.400	1-5	.200	0-0	.000	1	7	2-3	0-0	32	9	3.0
Isaac Fields	1	1	0-0	.000	0-0	.000	0-0	.000	0	0	0-0	0-0	2	0	0.0
Derrick Forrest	2	5	24-48	.500	4-14	.286	6-9	.667	25	12	15-14	4-7	152	58	11.6
Fred Gilliam	1	4	18-32	.563			5-6	.833	20	7	7-4	0-0	98	41	10.3
Horace Grant	1	1	7-11	.636	0-0	.000	2-3	.667	7	3	2-6	0-3	40	16	16.0
Jerai Grant	3	4	20-37	.541	0-0	.000	9-12	.750	24	6	4-4	4-1	106	49	12.3
Cliff Hammonds	1	1	4-10	.400	0-6	.000	0-0	.000	7	2	2-0	0-2	32	8	8.0
Bill Harder	2	2	1-3	.333	1-2	.500	0-0	.000	3	1	0-0	0-0	15	6	3.0
Jeff Holstein	1	1	0-0	.000			0-0	.000	0	0	0-0	0-0	1	0	0.0
Kirkland Howling	2	5	4-18	.222	3-15	.200	3-5	.600	5	5	1-3	0-0	55	14	2.8
Iker Iturbide	2	4	11-29	.380	2-6	.333	8-16	.500	23	11	9-10	0-5	92	32	8.0
Harold Jamison	3	5	12-21	.571	0-0	.000	2-7	.286	32	13	5-9	5-2	117	26	5.2
Anthony Jenkins	1	1	0-2	.000	0-1	.000	0-0	.000	2	0	2-1	0-1	10	0	0.0
Milton Jennings	2	3	4-11	.364	1-5	.200	7-8	.875	7	6	5-3	0-0	41	16	5.3
Danny Johnson	1	1	2-3	.667	2-3	.667	0-0	.000	0	1	0-0	0-0	5	6	6.0
Noel Johnson	1	1	2-5	.400	2-4	.500	0-0	.000	0	2	0-1	0-0	15	6	6.0
Ricky Jones	2	4	3-7	.428			1-3	.333	4	2	3-3	1-0	31	7	1.8
Andrius Jurkunas	2	4	7-14	.500	5-10	.500	1-2	.500	7	6	0-3	1-1	43	20	5.0
Tim Kincaid	1	2	0-5	.000			1-2	.500	1	3	3-4	1-2	19	1	0.5
Shawn Lastinger	1	2	1-3	.333	1-2	.500	0-0	.000	1	1	1-0	0-0	6	3	3.0
Grayson Marshall	1	1	1-2	.500	1-1	1.00	0-0	.000	2	2	5-4	0-0	37	3	3.0
James Mays	1	1	1-2	.500	0-0	.000	2-6	.333	3	5	1-3	0-1	30	4	4.0
Terrell McIntyre	3	5	23-53	.444	6-18	.333	11-11	1.00	11	12	17-11	1-10	190	63	12.6
Larry Middleton	1	1	4-8	.500	0-2	.000	3-3	1.00	3	5	4-1	0-1	27	11	11.0
Johnny Miller	1	1	4-10	.400	2-6	.333	0-0	.000	3	2	2-1	0-1	23	10	10.0
Shelton Mitchell	1	3	13-32	.406	4-10	.400	15-17	.882	10	3	13-4	0-2	102	45	15.0
Larry Nance	1	4	23-48	.479			12-20	.600	37	13	8-13	3-2	126	58	14.5
Bryan Narcisse	2	3	1-3	.333	0-1	.000	0-0	.000	3	6	1-0	0-1	17	2	0.7
Anthony Oliver II	1	3	2-7	.286	2-7	.286	0-0	.000	7	1	1-0	0-2	28	6	2.0
Terrence Oglesby	2	2	2-19	.105	2-15	.133	8-8	1.000	4	5	2-5	0-1	32	14	7.0
Sam Perry	1	1	1-4	.250	0-0	.000	0-0	.000	2	3	0-1	0-0	15	2	2.0
David Potter	3	3	4-17	.235	2-9	.222	2-3	.667	6	10	2-3	0-0	53	12	4.0
Jerry Pryor	2	3	4-10	.400			0-1	.000	6	2	2-1	1-0	47	8	2.7
Marcquise Reed	1	3	19-46	.413	2-10	.200	4-5	.800	18	9	6-7	0-4	102	44	14.7
K.C. Rivers	2	2	9-28	.321	4-16	.250	6-6	1.000	13	4	4-3	2-4	59	28	14.0
Bill Ross	1	4	2-3	.667			0-0	.000	2	0	0-0	0-0	13	4	1.0
Amir Simms	1	3	6-8	.750	2-2	1.000	0-0	.000	9	3	2-0	3-1	61	14	4.7
David Skara	1	3	6-10	.600	0-1	.000	3-8	.375	14	10	1-2	3-2	60	15	5.0
Tanner Smith	3	4	6-23	.261	0-6	.000	5-6	.833	13	9	8-7	0-6	124	17	4.3
Scott Spencer	1	1	0-1	.000	0-1	.000	0-0	.000	2	2	0-0	0-0	10	0	0.0
Cory Stanton	1	2	2-2	1.000	0-0	.000	0-0	.000	0	1	3-0	0-0	13	4	2.0
Demontez Stitt	4	5	21-48	.438	9-19	.474	9-11	.818	14	14	16-17	3-4	144	60	12.0
Raymond Sykes	2	2	6-8	.750	0-0	.000	0-0	.000	6	3	0-0	2-0	30	12	6.0
Michael Tait	1	1	2-6	.333	2-4	.500	0-0	.000	3	3	2-1	0-0	26	6	6.0
Elijah Thomas	1	3	11-24	.458	0-0	.000	6-10	.600	29	9	6-2	8-1	84	28	9.3
Clyde Trapp	1	2	0-1	.000	0-1	.000	0-0	.000	0	3	0-0	0-0	13	0	0.0
Sean Tyson	1	3	13-25	.520			2-8	.250	18	1	7-5	0-4	63	28	9.3
Vincent Whitt	2	4	2-7	.286	0-0	.000	1-3	.333	9	8	2-1	0-0	38	5	1.3
Tom Wideman	3	5	10-18	.556	0-0	.000	6-12	.500	31	13	10-7	1-2	101	26	5.2
Malik William	1	1	1-1	1.000	0-0	.000	1-2	.500	1	0	0-0	0-0	2	3	3.0
Billy Williams	1	4	31-67	.462			14-18	.778	15	10	16-14	1-4	142	76	19.0
Mitchell Wiggins	1	4	8-17	.470			0-4	.000	8	8	1-1	0-0	56	16	4.0
Mohamed Woni	2	4	4-9	.444	0-0	.000	10-10	1.00	12	6	1-9	1-0	74	18	4.5
Horace Wyatt	1	4	8-18	.444			1-4	.250	18	12	6-6	0-1	90	17	4.3
Andre Young	3	4	17-35	.486	14-28	.500	10-10	1.000	7	5	8-3	0-6	114	58	14.5
David Young	2	5	10-22	.454	6-15	.300	2-2	1.00	7	8	12-10	2-2	95	28	5.6



TERRELL MCINTYRE PLAYED MORE MINUTES (190) THAN ANY TIGER IN NCAA TOURNAMENT HISTORY.



GABE DEVOE HOLDS THE HIGHEST SCORING AVERAGE IN NCAA TOURNAMENT HISTORY BY A TIGER.

CLEMSON'S NCAA TOURNAMENT STATISTICAL LEADERS

POINTS			FIELD GOALS			FREE THROW PERCENTAGE			STEALS		
Player		Pts	Player		FGs	Player	FT-A	Pct	Player		Stls
Elden Campbell		87	Elden Campbell		36	Terrell McIntyre	11-11	1.000	Terrell McIntyre		10
Billy Williams		76	Billy Williams		31	Mohamed Woni	10-10	1.000	Derrick Forrest		7
Gabe DeVoe		75	Greg Buckner		31	Andre Young	10-10	1.000	Dale Davis		6
Greg Buckner		72	Gabe DeVoe		28	Terrence Oglesby	8-8	1.000	Tanner Smith		6
Terrell McIntyre		63							Andre Young		6
Dale Davis		63									
SCORING AVERAGE			THREE-POINT GOALS			REBOUNDS			BLOCKED SHOTS		
Player	GP	PPG	Player		3FGs	Player		Rebs	Player		Blks
Gabe DeVoe	3	25.0	Andre Young		14	Dale Davis		57	Elden Campbell		14
Billy Williams	4	19.0	Gabe DeVoe		11	Larry Nance		37	Elijah Thomas		8
Horace Grant	1	16.0	Demontez Stitt		9	Elden Campbell		36	Dale Davis		7
Shelton Mitchell	3	15.0	David Young		6	Harold Jamison		32	Harold Jamison		5
Marcquise Reed	3	14.7	Terrell McIntyre		6						
Elden Campbell	6	14.5									
Larry Nance	4	14.5									
Andre Young	4	14.5									
FREE THROWS			ASSISTS			MINUTES PLAYED					
Player		FTs	Player		Asts	Player		Mins			
Merl Code		19	Marion Cash		23	Terrell McIntyre		190			
Greg Buckner		18	Terrell McIntyre		17	Elden Campbell		170			
Marion Cash		18	Billy Williams		16	Dale Davis		169			
Dale Davis		17	Demontez Stitt		16	Marion Cash		168			

ACC TOURNAMENT RECORDS

Date	Site	CU Seed	Opponent (Seed)	W /L	Margin	Score	CU Top Scorer	Opp. Top Scorer
3-5-54	Raleigh	7	Maryland (2)	L	-16	59-75	Bill Yarborough (25)	Gene Shue (28)
3-3-55	Raleigh	8	NC State (1)	L	-25	76-101	Bill Yarborough (34)	Ronnie Shavlik (27)
3-1-56	Raleigh	8	NC State (1)	L	-4	84-88	Vince Yockel (25)	John Maglio (27)
3-7-57	Raleigh	8	North Carolina (1)	L	-20	61-81	Brinkley/Yockel (16)	Len Rosenbluth (45)
3-6-58	Raleigh	6	North Carolina (3)	L	-11	51-62	Walt Gibbons (17)	Pete Brennan (22)
3-5-59	Raleigh	7	North Carolina (2)	L	-24	69-93	G. Krajack/E. Krajack (16)	Lee Shaffer (21)
3-3-60	Raleigh	7	Wake Forest (2)	L	-15	59-74	George Krajack (19)	Len Chappell (24)
3-2-61	Raleigh	5	Maryland (4)	L	-16	75-91	Choppy Patterson (28)	Robert Eicher (23)
3-1-62	Raleigh	6	NC State (3)	W	+21	67-46	Brennan/T. Mahaffey (15)	Russ Marvel (12)
3-2-62	Raleigh	6	Duke (2)	W	+5	77-72	Jim Brennan (34)	Art Heyman (27)
3-3-62	Raleigh	6	Wake Forest (1)	L	-11	66-77	Jim Brennan (21)	Len Chappell (31)
2-28-63	Raleigh	4	NC State (5)	L	-1	78-79	Gary Burnisky (15)	Pete Aukstrel (12)
3-5-64	Raleigh	3	Maryland (6)	W	+14	81-67	Nick Milasnovich (30)	George Suder (13)
3-6-64	Raleigh	3	Wake Forest (2)	L	-22	64-86	Jim Brennan (19)	Bob Leonard (25)
3-4-65	Raleigh	6	Maryland (3)	L	-11	50-61	Randy Mahaffey (18)	Gary Ward (18)
3-3-66	Raleigh	3	South Carolina (6)	L	-8	52-60	Garry Helms (17)	Skip Harlieka (22)
3-9-67	Greensboro	4	Wake Forest (5)	L	-2	61-63	Randy Mahaffey (21)	Jerry Montgomery (18)
3-7-68	Greensboro	7	Duke (2)	L	-3	40-43	Randy Mahaffey (16)	Mike Lewis (13)
3-6-69	Charlotte	8	North Carolina (1)	L	-24	70-94	Butch Zatezalo (28)	Clark/Delany (22)
3-5-70	Charlotte	8	South Carolina (1)	L	-1	33-34	Ronnie Yates (12)	Tom Owens (9)
3-11-71	Greensboro	8	North Carolina (1)	L	-35	41-76	Dave Thomas (17)	Lee Dedmon (15)
3-9-72	Greensboro	7	Maryland (2)	L	-2	52-54	Mike Browning (21)	Tom McMillen (16)
3-8-73	Greensboro	6	Maryland (3)	L	-16	61-77	Van Gregg (14)	Jim O'Brien (21)
3-7-74	Greensboro	5	Virginia (4)	L	-5	63-68	Tree Rollins (17)	Gus Gerard (30)
3-6-75	Greensboro	3	Duke (6)	W	+2	78-76	Wayne Croft (20)	Will Hodge (16)
3-7-75	Greensboro	3	North Carolina (2)	L	-5	71-76	Skip Wise (22)	Phil Ford (29)
3-4-76	Landover	4	Wake Forest (5)	W	+13	76-63	Stan Rome (20)	Brown/Shellenberger (14)
3-5-76	Landover	4	North Carolina (1)	L	-8	74-82	Stan Rome (18)	Walter Davis (17)
3-3-77	Greensboro	3	Duke (6)	W	+8	82-74	Stan Rome (19)	Jim Spanarkel (23)
3-4-77	Greensboro	3	Virginia (7)	L	-12	60-72	Tree Rollins (14)	Bobby Stokes (16)
3-1-78	Greensboro	7	Duke (2)	L	-11	72-83	John Campbell (16)	Kenny Denard (22)
3-1-79	Greensboro	5	Maryland (4)	L	-8	67-75	Billy Williams (15)	Albert King (20)
2-28-80	Greensboro	4	Virginia (5)	W	+8	57-49	Williams/Nance (14)	Ralph Sampson (17)
2-29-80	Greensboro	4	Maryland (1)	L	-6	85-91	Billy Williams (19)	Albert King (38)
3-5-81	Landover	6	Wake Forest (3)	L	-9	71-80	Larry Nance (27)	Frank Johnson (32)
3-5-82	Greensboro	7	Virginia (2)	L	-2	54-56	Vince Hamilton (22)	Ralph Sampson (13)
3-11-83	Atlanta	8	North Carolina (1)	L	-26	79-105	Raymond Jones (27)	Doherty/Jordan (28)
3-9-84	Greensboro	8	North Carolina (1)	L	-12	66-78	Murray Jarman (28)	Matt Doherty (22)
3-8-85	Atlanta	6	NC State (3)	L	-7	63-70	Glenn Corbit (22)	Spud Webb (18)
3-7-86	Greensboro	7	Georgia Tech (2)	L	-18	61-79	Horace Grant (22)	Ferrell-Price (20)
3-6-87	Landover	2	Wake Forest (7)	L	-7	62-69	Horace Grant (19)	Bogues/Watson (21)
3-11-88	Greensboro	7	NC State (2)	L	-7	72-79	Elden Campbell (19)	Charles Shackelford (26)
3-10-89	Atlanta	6	Virginia (3)	L	-17	73-90	Dale Davis (21)	John Crotty (18)
3-9-90	Charlotte	1	Wake Forest (8)	W	+9	79-70	Forrest/Tyson (16)	Chris King (21)
3-10-90	Charlotte	1	Virginia (5)	L	-3	66-69	Dale Davis (21)	John Crotty (16)
3-8-91	Charlotte	8	North Carolina (1)	L	-8	59-67	Dale Davis (15)	Hubert Davis (15)
3-12-92	Charlotte	9	Maryland (8)	L	-6	75-81	Chris Whitney (18)	Walt Williams (38)
3-12-93	Charlotte	7	Florida State (2)	W	+12	87-75	Sharone Wright (24)	James Edwards (22)
3-13-93	Charlotte	7	Georgia Tech (6)	L	-8	61-69	Chris Whitney (21)	James Forrest (26)
3-10-94	Charlotte	8	NC State (9)	W	+13	76-63	Devin Gray (23)	Lakista McCuller (14)
3-11-94	Charlotte	8	Duke (1)	L	-13	64-77	Devin Gray (19)	Grant Hill (23)
3-10-95	Greensboro	7	North Carolina (2)	L	-16	62-78	Greg Buckner (15)	Donald Williams (15)
3-8-96	Greensboro	6	North Carolina (3)	W	+2	75-73	Buckner, McIntyre (20)	Jeff McInnis (22)
3-9-96	Greensboro	6	Wake Forest (2)	L	-8	60-68	Greg Buckner (16)	Tim Duncan (22)
3-7-97	Greensboro	4	Maryland (5)	L	-15	61-76	Greg Buckner (17)	Obinna Ekezie (20)
3-6-98	Greensboro	5	Wake Forest (4)	W	+19	75-56	Greg Buckner (21)	Robert O'Kelley (23)
3-7-98	Greensboro	5	Duke (1)	L	-2	64-66	Iker Iturbe (19)	Roshawn McLeod (17)
3-4-99	Charlotte	7	Florida State (8)	L	-2	85-87	Terrell McIntyre (28)	Terrell Baker (28)
3-9-00	Charlotte	9	Duke (1)	L	-31	63-94	Will Solomon (14)	Shane Battier (19)
3-8-01	Atlanta	9	Florida State (8)	W	+2	66-64	Ray Henderson (15)	Antwan Dixon (23)
3-9-01	Atlanta	9	North Carolina (1)	L	-18	81-99	Will Solomon (23)	Jason Capel (23)
3-7-02	Charlotte	9	Florida State	L	-7	84-91	Edward Scott (23)	Delvon Arrington (24)
3-13-03	Greensboro	8	Florida State	L	-11	61-72	Shawan Robinson (14)	Tim Pickett (22)
3-11-04	Greensboro	9	Virginia (8)	L	-4	79-83	Vernon Hamilton (19)	Todd Billet (20)
3-10-05	Washington, D.C.	9	Maryland (8)	W	+12	84-72	Shawan Robinson (24)	Chris McCray (24)
3-11-05	Washington, D.C.	9	North Carolina (1)	L	-7	81-88	Shawan Robinson (17)	Raymond Felton (29)
3-9-06	Greensboro	9	Miami, Fla. (8)	L	-3	63-66	Vernon Hamilton (17)	Guillermo Diaz (22)
3-8-07	Tampa	8	Florida State (9)	L	-1	66-67	Trevor Booker (18)	Al Thornton (25)
3-14-08	Charlotte	3	Boston College (11)	W	+34	82-48	James Mays (15)	Tyrese Rice (15)
3-15-08	Charlotte	3	Duke (2)	W	+4	78-74	Trevor Booker (18)	Greg Paulus (17)
3-16-08	Charlotte	3	North Carolina (1)	L	-5	81-86	K.C. Rivers (28)	Wayne Ellington (24)
3-12-09	Atlanta	5	Georgia Tech (12)	L	-5	81-86	Trevor Booker (17)	Lewis Clinch (32)
3-11-10	Greensboro	6	NC State (11)	L	-2	57-59	Trevor Booker (17)	Tracy Smith (19)
3-11-11	Greensboro	4	Boston College (5)	W	+23	70-47	Demontez Stitt (20)	Joe Trapani (20)
3-12-11	Greensboro	4	North Carolina (1)	L	-5	87-92	Demontez Stitt (25)	Harrison Barnes (40)
3-8-12	Atlanta	7	Virginia Tech (10)	L	-5	63-68	Devin Coleman (15)	Erick Green (24)
3-14-13	Greensboro	11	Florida State (6)	L	-4	69-73	Jordan Roper (18)	Okaro White (24)
3-14-14	Greensboro	6	Georgia Tech (11)	W	+4	69-65	K.J. McDaniels (18)	Trae Golden (23)
3-15-14	Greensboro	6	Duke (3)	L	-1	62-63	Rod Hall (13)	Jabari Parker (18)
3-11-15	Greensboro	8	Florida State (9)	L	-3	73-76	Rod Hall (25)	Xavier Rathan-Mayes (30)
3-9-16	Washington, D.C.	7	Georgia Tech (10)	L	-3	85-88	Jaron Blossomgame (22)	Marcus Georges-Hunt (28)
3-7-17	Brooklyn, N.Y.	12	NC State (13)	W	+14	75-61	Blossomgame/Mitchell (22)	Abu/Rowan (14)
3-8-17	Brooklyn, N.Y.	12	Duke (5)	L	-7	72-79	Jaron Blossomgame (19)	Tatum/Kennard/Jackson (20)
3-8-18	Brooklyn, N.Y.	4	Boston College (12)	W	+8	90-82	Gabe DeVoe (25)	Ky Bowman (23)
3-9-18	Brooklyn, N.Y.	4	Virginia (1)	L	-6	58-64	Shelton Mitchell (18)	Kyle Guy (15)
3-13-19	Charlotte, N.C.	9	NC State (8)	L	-1	58-59	Marcquise Reed (16)	Markell Johnson (23)

Note: ^ - one overtime period



Note: * - denotes one overtime period

TEAM

INDIVIDUAL

NIT RECORDS

TEAM

CATEGORY

Points:	99	vs. Middle Tennessee, 3-13-1986
Field Goals:	37	vs. Providence, 3-15-1975
Field Goal Attempts:	73	vs. Temple, 3-12-1981
Field Goal %:	(.654, 34-54)	vs. West Virginia, 3-21-1994
3-Point Goals:	10	vs. West Virginia, 3-21-1994
		vs. Belmont, 3-25-2014
3-Point Attempts:	28	vs. California, 3-25-1999
Free Throws:	25	vs. Middle Tennessee, 3-13-1986
Free Throw Attempts:	34	vs. Syracuse, 3-21-2007
Free Throw % (min. 10 att.):	(.850, 17-20)	vs. Georgia State, 3-18-2014
Rebounds:	57	vs. Georgia, 3-10-1999
Rebound Margin:	+22	vs. West Virginia, 3-21-1994
Assists:	23	vs. many
Turnovers:	20	vs. West Virginia, 3-21-1994
Blocked Shots:	9	vs. Georgia State, 3-18-2014
		vs. Illinois, 3-23-2014
Steals:	14	vs. Mississippi, 3-19-2007

OPPONENT

91	by Providence, 3-15-1975
36	by Providence, 3-15-1975
76	by Middle Tennessee, 3-13-1986
.627	by Providence, 3-15-1975
14	by Xavier, 3-23-1999
37	by Auburn, 3-18-1993
34	by Temple, 3-12-1981
47	by Temple, 3-12-1981
(.929, 13-14)	by Georgia State, 3-18-2014
45	by Wyoming, 3-20-1986
45	by Oakland, 3-14-2017
+13	by Oakland, 3-14-2017
18	by West Virginia, 3-29-2007
	by Belmont, 3-25-2014
24	by Mississippi, 3-19-2007
5	by Oakland, 3-14-2017
14	by Texas A&M, 3-16-2005

INDIVIDUAL

CATEGORY

Points:	34	by Larry Nance vs. Temple, 3-12-1981
Field Goals:	12	by Horace Grant vs. Georgia, 3-17-1986
Field Goals Attempts:	20	by Devin Gray vs. Vanderbilt, 3-23-1994
		by Terrell McIntyre vs. California, 3-25-1999
Field Goal % (Min. 10 Att):	(.900, 9-10)	by Devin Gray vs. West Virginia, 3-21-1994
3-Point Goals:	6	by Bruce Martin at Virginia Tech, 3-17-1995
3-Point Attempts:	11	by K.C. Rivers vs. West Virginia, 3-29-2007
3 Point %:	(1.000, 5-5)	by Corey Wallace vs. West Virginia, 3-21-1994
Free Throws:	12	by Larry Nance vs. Temple, 3-12-1981
Free Throw Attempts:	15	by Larry Nance vs. Temple, 3-12-1981
Free Throw % (Min. 10 Att):	(.917, 11-12)	by Horace Grant vs. Middle Tennessee, 3-13-1986
Rebounds:	17	by Tom Wideman vs. Butler, 3-18-1999
Assists:	13	by Grayson Marshall vs. Middle Tennessee, 3-13-1986
		by Lou Richie vs. Southern Mississippi, 3-17-1994
Minutes:	45	by Larry Nance vs. Old Dominion, 3-12-1979
Blocked Shots:	5	by Sharone Wright vs. Auburn, 3-18-1993
		by K.J. McDaniels vs. Georgia State, 3-18-2014
Steals:	5	by Vernon Hamilton vs. Mississippi, 3-19-2007

OPPONENT

27	by Billy McCaffrey (Vanderbilt), 3-23-1994
12	by Joe Hassett (Providence), 3-15-1975
	by Gerald Wilkins (UT Chattanooga), 3-15-1985
22	by Craig Bradshaw (Belmont), 3-25-2014
(.750, 12-16)	by Joe Hassett (Providence), 3-15-1975
6	by many (3), last by Frank Young (West Virginia), 3-29-2007
14	by Bernard Haslett (Southern Mississippi), 3-17-1994
	by Craig Bradshaw (Belmont), 3-25-2014
(1.000, 4-4)	by Billy McCaffrey (Vanderbilt), 3-23-1994
10	by Ray Harrison (Georgia), 3-10-1999
14	by Ray Harrison (Georgia), 3-10-1999
(1.000, 8-8)	by Lavon Williams (Kentucky), 3-7-1979
16	by Ronnie McAdoo (Old Dominion), 3-12-1979
	by Fennis Dembo (Wyoming), 3-20-1986
9	by Sean Dent (Wyoming), 3-20-1986
	by Reece Chamberlain (Belmont), 3-25-2014
50	by Ronnie McAdoo (Old Dominion), 3-12-1979
4	by Isaiah Brock (Oakland), 3-14-2017
6	by Thomas Jackson (Butler), 3-18-1999

CLEMSON'S NATIONAL INVITATION TOURNAMENT HISTORY — GAME BY GAME (19-17)

Date	Site	Opponent	W	L	Margin	Score	Clemson Top Scorer	Opponent Top Scorer
3-15-75	New York, N.Y.	Providence		L	-5	86-91	Stan Rome (20)	Joe Hassett (24)
3-7-79	Lexington, Ky.	Kentucky	W		+1	68-67 OT	Billy Williams (16)	Kyle Macy (21)
3-12-79	Clemson, S.C.	Old Dominion		L	-2	59-61 OT	Billy Williams (14)	Ronnie McAdoo (14)
3-12-81	Clemson, S.C.	Temple		L	-8	82-90	Larry Nance (34)	Keith Parham (25)
3-12-82	Clemson, S.C.	Mississippi		L	-4	49-53	Horace Wyatt (14)	Carlos Clark (25)
3-15-85	Chattanooga, Tenn.	UT Chattanooga		L	-2	65-67	Grant/Hamilton (16)	Gerald Wilkins (26)
3-13-86	Clemson, S.C.	Middle Tennessee	W		+18	99-81	Horace Grant (33)	Kim Cooksey (25)
3-17-86	Athens, Ga.	Georgia	W		+12	77-65	Grant, Corbit (24)	Donald Hartry (17)
3-20-86	Laramie, Wyo.	Wyoming		L	-5	57-62	Grayson Marshall (19)	Fennis Dembo (19)
3-18-88	Hattiesburg, Miss.	Southern Mississippi		L	-5	69-74	Elden Campbell (16)	David Hamilton (18)
3-18-93	Clemson, S.C.	Auburn	W		+12	84-72	Devin Gray (23)	Wesley Person (28)
3-22-93	Birmingham, Ala.	Alabama-Birmingham		L	-1	64-65	Sharone Wright (18)	Robert Shannon (19)
3-17-94	Clemson, S.C.	Southern Mississippi	W		+11	96-85	Andre Bovain (20)	Bernard Haslett (22)
3-21-94	Morgantown, W.Va.	West Virginia	W		+17	96-79	Devin Gray (22)	Perviree Green (22)
3-23-94	Nashville, Tenn.	Vanderbilt		L	-15	74-89	Sharone Wright (15)	Bill McCaffrey (27)
3-17-95	Blacksburg, Va.	Virginia Tech		L	-8	54-62	Bruce Martin (18)	D. Watlington (20)
3-10-99	Clemson, S.C.	Georgia	W		+20	77-57	Terrell McIntyre (19)	Jumaine Jones (20)
3-16-99	Piscataway, N.J.	Rutgers	W		+10	78-68	Terrell McIntyre (16)	Dahntay Jones (20)
3-18-99	Clemson, S.C.	Butler	W		+20	89-69	Harold Jamison (26)	Thomas Jackson (17)
3-23-99	New York, N.Y.	Xavier	W		+3	79-76	Terrell McIntyre (20)	Gary Lumpkin (16)
3-25-99	New York, N.Y.	California		L	-1	60-61	Terrell McIntyre (17)	Geno Carlisle (16)
3-16-05	College Station, Texas	Texas A&M		L	-8	74-82	Cliff Hammonds (26)	Joseph Jones (25)
3-15-06	Clemson, S.C.	Louisiana Tech	W		+16	69-53	Akin Akingbala (16)	Paul Millsap (19)
3-20-06	Louisville, Ky.	Louisville		L	-6	68-74	Akin Akingbala (19)	Taquan Dean (20)
3-14-07	Clemson, S.C.	East Tennessee St.	W		+7	64-57	K.C. Rivers (17)	Courtney Pigram (25)
3-19-07	Clemson, S.C.	Mississippi	W		+21	89-68	Trevor Booker (21)	Todd Abernethy (18)
3-21-07	Clemson, S.C.	Syracuse	W		+4	74-70	K.C. Rivers (29)	Eric Devendorf (23)
3-27-07	New York, N.Y.	Air Force	W		+1	68-67	K.C. Rivers (19)	Nick Welch (16)
3-29-07	New York, N.Y.	West Virginia		L	-5	73-78	K.C. Rivers (18)	Frank Young (24)
3-18-14	Clemson, S.C.	Georgia State	W		+12	78-66	K.J. McDaniels (30)	R.J. Hunter (15)
3-23-14	Clemson, S.C.	Illinois	W		+1	50-49	K.J. McDaniels (12)	Rayvonte Rice (15)
3-25-14	Clemson, S.C.	Belmont	W		+5	73-68	Harrison, McDaniels (16)	Craig Bradshaw (21)
4-1-14	New York, N.Y.	SMU		L	-6	59-65	Rod Hall (18)	Markus Kennedy (21)
3-14-17	Clemson, S.C.	Oakland		L	-5	69-74	Jaron Blossomgame (24)	Martez Walker (23)
3-19-19	Clemson, S.C.	Wright State	W		+6	75-69	Marcquise Reed (24)	Bill Wampler (17)
3-24-19	Clemson, S.C.	Wichita State		L	-8	55-63	Marcquise Reed (18)	Jaime Echenique (18)



ACC BESTS & NCAA STAT RANKINGS


TEAM BESTS

Opponent	Points	Field Goal Percentage	Victory Margin
Boston College	128 (H), 12-28-1976	.570 (49-86), (N), 12-28-1976	+52 (128-76), (N), 12-28-1976
Duke	103 (H), 1-24-1987	.655 (36-55), (H), 2-28-1990	+34 (100-66), (H), 2-15-1975
Florida State	108 (H), 11-27-1976	.579 (44-76), (H), 11-27-1976	+33 (78-45), (H), 2-15-1999
Georgia Tech	106 (H), 2-22-1966	.692 (27-39), (H), 1-12-2011	+29 (98-69), (H), 1-8-1977
Louisville	75, (A), 12-18-1974	.447 (30-67), (A), 12-18-1974	+5 (74-69), (H), 1-6-2018
Miami (Fla.)	98 (N), 1-5-1956	.509 (29-57), (H), 12-20-1994	+20 (75-55), (H), 12-20-1994
North Carolina	99 (H), 1-28-1987	.592 (29-49), (A), 1-27-1982	+20 (93-73), (H), 1-29-1977
	99 (H), 1-14-1956		
NC State	103 (H), 2-21-1976	.620 (31-50), (H), 1-31-1998	+22 (92-70), (H), 2-22-1975
			+22 (95-73), (H), 1-29-1994
Notre Dame	83 (H), 2-8-2016	.525 (31-59), (H), 2-8-2016	+9 (67-58), (H), 1-20-2018
Pittsburgh	78 (H), 3-8-2014	.474 (27-57), (H), 3-8-2014	+24 (72-48), (H), 2-8-2018
Syracuse	74 (A), 1-5-2016	.538 (28-52), (A), 1-5-2016	+13 (66-53), (H), 1-17-2015
Virginia	104 (H), 1-10-1970	.675 (27-40), (A), 2-21-1984	+31 (82-51), (A), 2-7-2008
Virginia Tech	87 (H), 1-22-1966	.524 (23-45), (A), 1-23-1971	+19 (75-54), (H), 2-14-2015
Wake Forest	104 (H), 2-28-1970	.596 (31-52), (H), 2-8-1978	+27 (87-61), (A), 1-4-1964
			+27 (91-64), (H), 1-6-1986

INDIVIDUAL BESTS

Opponent	Points	Rebounds
Boston College	25, Gabe DeVoe (N), 3-8-2018	13, Trevor Booker (A), 2-10-2009
Duke	38, Bill Yarborough (H), 1-11-1956	20, Horace Grant (H), 2-26-1986
Florida State	36, Edward Scott (H), 2-23-2002	20, Harold Jamison (N), 3-4-1999
Georgia Tech	41, Will Solomon (H), 1-24-2001	20, Tree Rollins (H), 1-8-1977
		20, Dale Davis (A), 3-3-1990
Louisville	24, Marcquise Reed (H), 1-6-2018	12, Sidy Djitte (H), 1-10-2016
Miami (Fla.)	28, K.C. Rivers (A), 12-21-2008	16, Trevor Booker (A), 12-21-2008
North Carolina	35, Butch Zatezalo (N), 2-15-1969	21, Earle Maxwell (N), 2-18-1961
		21, Dale Davis (H), 2-1-1989
NC State	43, Butch Zatezalo (N), 2-14-1970	18, Richie Mahaffey (A), 2-3-1968
		18, Dale Davis (H), 2-12-1990
Notre Dame	30, K.J. McDaniels (A), 2-11-2014	13, K.J. McDaniels (A), 2-11-2014
	30, Jaron Blossomgame (H), 2-8-2016	
Pittsburgh	25, Gabe DeVoe (H), 2-8-2018	11, Elijah Thomas (H), 2-8-2018
Syracuse	21, Marcquise Reed, 3-3-2018	12, Jaron Blossomgame (H), 1-17-2015
Virginia	43, Will Solomon (H), 1-15-2000	21, David Angel (H), 1-27-1973
Virginia Tech	33, Butch Zatezalo (A), 1-25-1969	18, Ken Gardner (H), 1-22-1966
Wake Forest	46, Butch Zatezalo (A), 2-18-1969	20, Horace Grant (H), 2-18-1987

ELIJAH THOMAS
HAULED IN 11
REBOUNDS IN
CLEMSON'S
DOMINANT WIN
OVER PITTSBURGH
IN 2017-18.



CLEMSON IN THE FINAL TOP 25 NCAA STATISTICAL RANKINGS

YEAR	PLAYER/TEAM	RANK	CATEGORY	STAT
1954-55	Bill Yarborough	4th	Scoring	28.3
1955-56	Clemson	9th	Scoring	86.0
1956-57	Clemson	9th	Free Throw Percentage	.732
1959-60	Choppy Patterson	16th	Free Throw Percentage	.812
1960-61	Choppy Patterson	8th	Free Throw Percentage	.844
1962-63	Jim Brennan	20th	Free Throw Percentage	.828
1965-66	Jim Sutherland	14th	Free Throw Percentage	.850
1966-67	Jim Sutherland	4th	Free Throw Percentage	.897
1968-69	Butch Zatezalo	14th	Scoring	25.8
1975-76	Clemson	10th	Field Goal Percentage	.551
1976-77	Tree Rollins	12th	Rebounds/Game	12.8
	Clemson	7th	Field Goal Percentage Defense	.423
	Clemson	2nd	Scoring Margin	17.7
	Clemson	14th	Scoring	86.6
1977-78	Clemson	13th	Field Goal Percentage	.521
1979-80	Clemson	16th	Scoring Margin	+9.8
1981-82	Clemson	20th	Free Throw Percentage	.734
1983-84	Clemson	1st	Assists/Game	20.5
1984-85	Clemson	22nd	Rebound Margin	4.9
	Grayson Marshall	20th	Assists/Game	6.6
1985-86	Horace Grant	10th	Rebounds/Game	10.5
	Grayson Marshall	13th	Assists/Game	7.7
1986-87	Horace Grant	3rd	Field Goal Percentage	.656
	Michael Tait	10th	3-Point Field Goal Percentage	.510
	Grayson Marshall	15th	Assists/Game	7.4
	Clemson	4th	Scoring	86.1
	Clemson	15th	3-Point Field Goal Percentage	.448
	Clemson	7th	3-Point Field Goals/Game	6.5
1987-88	Elden Campbell	10th	Field Goal Percentage	.629
	Elden Campbell	8th	Blocked Shots/Game	3.0
1988-89	Dale Davis	3rd	Field Goal Percentage	.670
	Elden Campbell	9th	Blocked Shots/Game	2.9
1989-90	Dale Davis	13th	Rebounds/Game	11.3
	Dale Davis	10th	Field Goal Percentage	.625
	Elden Campbell	16th	Blocked Shots/Game	2.8
	Clemson	24th	Scoring Margin	+9.4
1989-90	Clemson	10th	Field Goal Percentage Defense	.410
1990-91	Dale Davis	10th	Rebounds/Game	12.1
	Dale Davis	17th	Blocked Shots/Game	2.8
1992-93	Sharone Wright	2nd	Blocked Shots/Game	4.1
	Sharone Wright	20th	Rebounds/Game	10.5
	Chris Whitney	24th	Assists/Game	6.4
1993-94	Sharone Wright	19th	Rebounds/Game	10.6
	Sharone Wright	15th	Blocked Shots/Game	4.13
1994-95	Clemson	6th	Scoring Defense	62.5
1995-96	Clemson	12th	Scoring Defense	63.0
1996-97	Clemson	19th	Scoring Defense	61.5
1998-99	Harold Jamison	18th	Rebounds/Game	9.9
1999-00	Clemson	8th	Rebound Margin	+8.2
	Will Solomon	16th	Scoring	20.9
	Will Solomon	17th	3-Point Field Goals/Game	3.2
2000-01	Will Solomon	19th	3-Point Field Goals/Game	3.17
2001-02	Edward Scott	3rd	Assists/Game	7.9
2003-04	Sharrod Ford	21st	Blocked Shots/Game	2.3
2004-05	Clemson	7th	Steals/Game	10.3
	Clemson	20th	Blocked Shots/Game	5.2
2005-06	Clemson	2nd	Steals/Game	11.0
	Shawan Robinson	3rd	Free Throw Percentage	.913
	Vernon Hamilton	15th	Steals/Game	2.7
2006-07	Clemson	12th	Steals/Game	9.5
	Clemson	21st	Blocked Shots/Game	5.3
2007-08	Clemson	4th	Steals/Game	9.8
	Clemson	18th	Blocked Shots/Game	5.4
	Clemson	19th	Scoring	79.2
2008-09	Clemson	7th	Steals/Game	9.3
	Clemson	10th	Blocked Shots/Game	5.8
	Clemson	16th	Scoring Margin	+10.3
	Clemson	17th	Scoring	78.3
	Trevor Booker	22nd	Rebounds/Game	9.7
2009-10	Clemson	8th	Steals/Game	9.4
	Clemson	10th	3-Point Percentage Defense	.294
2010-11	Clemson	24th	Scoring Defense	61.4
	Andre Young	21st	Assist-to-Turnover Ratio	2.55
2013-14	Clemson	1st	3-Point Percentage Defense	.285
	Clemson	5th	Scoring Defense	58.4
	Clemson	8th	Total Blocks	221
	Clemson	8th	Blocked Shots/Game	6.1
	Clemson	17th	Field Goal Percentage Defense	.395
	K.J. McDaniels	24th	Blocked Shots/Game	2.8
2015-16	Clemson	14th	Fewest Turnovers/Game	10.2
	Clemson	19th	Blocked Shots/Game	5.2
	Clemson	23rd	Scoring Defense	64.5
	Jordan Roper	17th	Assist-to-Turnover Ratio	3.03
2016-17	Clemson	6th	Fewest Fouls	501
	Clemson	7th	Personal Fouls/Game	14.9
	Clemson	25th	Turnover Margin	+3.2
	Clemson	18th	Turnovers/Game	9.5
	Marcquise Reed	12th	Free Throw Percentage	.906
	Sidy Djitte	12th	Offensive Rebounds/Game	3.80
2017-18	Clemson	20th	Field Goal Percentage Defense	.406
	Clemson	25th	Total Blocks	169
	Elijah Thomas	15th	Total Blocks	79
2018-19	Clemson	24th	Scoring Defense	63.9
	Marcquise Reed	25th	Steals/Game	2.13
	Elijah Thomas	20th	Total Blocks	74
	Elijah Thomas	15th	Field Goal Percentage	.612

RECORD BY DAY

Day	Home	Away	Neutral	Overall	Win %
Nov. 5	—	—	—	—	—
Nov. 7	—	—	—	—	—
Nov. 6	1-0	—	—	1-0	100.0
Nov. 8	1-0	—	—	1-0	100.0
Nov. 9	1-0	—	—	1-0	100.0
Nov. 10	1-0	—	1-0	2-0	100.0
Nov. 11	2-0	—	1-0	3-0	100.0
Nov. 12	3-0	2-0	—	5-0	100.0
Nov. 13	4-0	—	—	4-0	100.0
Nov. 14	3-0	—	1-0	4-0	100.0
Nov. 15	3-0	1-0	2-0	6-0	100.0
Nov. 16	1-0	2-0	2-0	5-0	100.0
Nov. 17	3-0	1-0	3-0	7-1	87.5
Nov. 18	2-0	—	0-1	2-1	66.7
Nov. 19	5-1	—	3-1	8-2	80.0
Nov. 20	—	1-0	1-2	2-2	50.0
Nov. 21	4-1	0-1	2-3	6-5	54.5
Nov. 22	0-1	1-0	4-1	5-2	71.4
Nov. 23	4-0	—	1-3	5-3	62.5
Nov. 24	8-0	1-0	2-1	11-1	91.7
Nov. 25	7-0	—	4-0	11-0	100.0
Nov. 26	6-2	1-1	2-2	9-5	64.3
Nov. 27	5-0	—	2-2	7-2	77.7
Nov. 28	11-0	2-0	0-2	13-2	86.7
Nov. 29	9-1	4-0	2-1	15-2	88.2
Nov. 30	11-2	1-1	1-0	13-3	81.3
Dec. 1	10-2	2-5	0-1	12-8	60.0
Dec. 2	11-1	4-3	1-1	16-5	76.2
Dec. 3	13-2	1-8	—	14-10	58.3
Dec. 4	10-5	0-3	1-2	11-10	52.4
Dec. 5	11-3	3-4	—	14-7	66.7
Dec. 6	8-4	2-2	1-0	11-6	64.7
Dec. 7	8-1	2-3	0-1	10-5	66.7
Dec. 8	3-3	2-3	1-2	6-8	42.9
Dec. 9	7-2	0-3	—	7-5	58.3
Dec. 10	5-0	0-4	1-0	6-4	60.0
Dec. 11	7-2	1-2	—	8-4	66.7
Dec. 12	4-1	0-5	—	4-6	40.0
Dec. 13	5-6	0-1	1-1	6-8	42.8
Dec. 14	13-1	3-2	—	16-3	84.2
Dec. 15	11-3	0-5	—	11-8	57.9
Dec. 16	12-2	7-5	3-1	22-8	73.3
Dec. 17	11-2	8-7	1-1	20-10	66.7
Dec. 18	8-4	5-6	1-1	14-11	60.8
Dec. 19	9-1	4-5	7-3	20-9	68.9
Dec. 20	4-1	1-4	7-2	12-7	63.2
Dec. 21	2-0	3-2	5-5	10-7	58.8
Dec. 22	8-1	3-3	1-3	12-7	63.2
Dec. 23	2-0	1-0	1-2	4-2	66.7
Dec. 25	—	0-1	—	0-1	0.0
Dec. 26	1-0	—	—	1-0	100.0
Dec. 27	1-0	0-2	3-3	4-5	44.4
Dec. 28	5-0	2-6	12-5	19-11	63.3
Dec. 29	5-1	2-1	16-8	23-10	69.7
Dec. 30	8-0	7-4	7-5	22-9	70.9
Dec. 31	2-0	2-0	2-0	6-0	100.0

Day	Home	Away	Neutral	Overall	Win %
Jan. 1	2-0	1-2	—	3-2	60.0
Jan. 2	7-3	0-11	2-0	9-14	39.1
Jan. 3	6-5	4-11	0-1	10-17	37.0
Jan. 4	5-5	8-9	0-1	13-15	46.4
Jan. 5	3-7	7-9	1-1	11-17	39.3
Jan. 6	7-4	1-10	0-1	8-15	34.8
Jan. 7	8-10	5-9	—	13-19	40.6
Jan. 8	7-6	4-8	—	11-14	44.0
Jan. 9	5-7	2-9	—	7-16	30.4
Jan. 10	8-4	6-11	—	14-15	48.3
Jan. 11	10-10	5-11	—	15-21	41.7
Jan. 12	9-8	3-18	—	12-26	31.6
Jan. 13	14-5	1-12	—	15-17	46.9
Jan. 14	8-8	9-6	0-1	17-15	53.1
Jan. 15	9-9	3-10	—	12-19	38.7
Jan. 16	9-6	3-14	—	12-20	37.5
Jan. 17	7-5	5-12	—	12-17	41.4
Jan. 18	14-4	3-6	—	17-10	62.9
Jan. 19	7-10	1-12	—	8-22	26.7
Jan. 20	9-5	1-10	—	10-15	40.0
Jan. 21	6-7	5-8	—	11-15	42.3
Jan. 22	7-4	3-7	—	10-11	47.6
Jan. 23	4-8	3-6	—	7-14	33.3
Jan. 24	7-6	1-11	—	8-17	32.0
Jan. 25	6-5	2-6	—	8-11	42.1
Jan. 26	7-5	4-8	—	11-13	45.8
Jan. 27	8-4	0-8	—	8-12	40.0
Jan. 28	7-6	6-8	—	13-14	48.1
Jan. 29	10-4	4-8	—	14-12	53.8
Jan. 30	12-2	4-5	0-1	16-8	66.7
Jan. 31	7-5	1-14	0-1	8-20	28.6
Feb. 1	11-1-1	6-16	0-1	17-18-1	48.6
Feb. 2	11-6	5-11	—	16-17	48.5
Feb. 3	10-6	3-9	—	13-15	46.4
Feb. 4	11-4	6-9	0-1	17-14	54.8
Feb. 5	5-4	6-10	—	11-14	44.0
Feb. 6	8-8	4-15	—	12-23	34.3
Feb. 7	6-6	7-7	1-0	14-13	51.9
Feb. 8	12-9	4-9	—	16-18	47.1
Feb. 9	6-7	7-8	1-1	14-16	46.7
Feb. 10	6-6	7-14	0-1	13-21	38.2
Feb. 11	3-3	6-6	0-1	9-10	47.4
Feb. 12	8-8	5-13	0-2	14-22	37.8
Feb. 13	9-6	5-7	0-2	14-15	48.3
Feb. 14	18-4	6-15	1-2	25-21	54.3
Feb. 15	12-5	10-8	0-4	22-17	56.4
Feb. 16	10-5	3-13	1-3	14-21	40.0
Feb. 17	12-2	4-8	1-3	17-13	56.7
Feb. 18	8-10	3-12	1-2	12-24	33.3
Feb. 19	3-5	3-12	1-2	7-19	26.9
Feb. 20	7-7	6-12	1-1	14-20	41.2
Feb. 21	10-7	8-14	—	18-21	46.2
Feb. 22	10-4	7-8	—	17-12	58.6
Feb. 23	13-6	3-9	0-1	16-16	50.0
Feb. 24	8-4	3-10	0-3	11-17	39.3
Feb. 25	9-2	3-9	—	12-11	52.2
Feb. 26	6-9	3-3	—	9-12	42.8
Feb. 27	6-3	3-6	0-2	9-11	45.0
Feb. 28	11-3	1-7	2-2	14-12	53.8
Feb. 29	1-0	1-1	0-3	2-4	33.3

March 1	9-2	4-3	1-3	14-8	63.6
March 2	7-1	3-7	2-3	12-11	52.2
March 3	3-2	0-4	3-3	6-9	40.0
March 4	6-1	1-4	3-3	10-8	55.6
March 5	4-2	3-4	1-7	8-13	38.1
March 6	—	1-2	3-5	4-7	36.3
March 7	0-1	1-2	1-8	2-11	15.4
March 8	0-1	0-3	4-6	4-10	40.0
March 9	3-0	0-1	1-9	4-10	28.6
March 10	1-0	—	2-3	3-3	50.0
March 11	—	—	1-8	1-8	11.1
March 12	1-2	—	2-3	3-5	37.5
March 13	1-0	—	1-5	2-5	28.6
March 14	1-1	—	2-3	3-4	42.9
March 15	1-0	0-1	3-2	4-3	57.1
March 16	—	1-1	3-0	4-1	80.0
March 17	1-0	1-1	1-1	3-2	60.0
March 18	3-0	0-1	1-1	4-2	66.7
March 19	2-0	—	0-2	2-2	50.0
March 20	—	0-2	0-1	0-3	0.0
March 21	1-0	1-0	0-1	2-1	66.7
March 22	—	0-1	0-1	0-2	0.0

VS. RANKED OPPONENTS

Year	Overall	Top 20	Top 10	Top 5	#1
1951-52	0-2	0-2	0-0	0-0	0-0
1952-53	0-0	0-0	0-0	0-0	0-0
1953-54	0-1	0-1	0-0	0-0	0-0
1954-55	0-5	0-5	0-3	0-2	0-0
1955-56	0-5	0-5	0-3	0-2	0-0
1956-57	1-5	1-5	1-3	0-2	0-1
1957-58	2-5	2-5	1-3	0-2	0-1
1958-59	0-4	0-4	0-4	0-3	0-0
1959-60	0-5	0-5	0-0	0-0	0-0
1960-61	0-4	0-4	0-4	0-2	0-0
1961-62	1-3	1-3	1-2	0-0	0-0
1962-63	0-2	0-2	0-2	0-1	0-0
1963-64	0-3	0-3	0-2	0-1	0-0
1964-65	0-4	0-4	0-2	0-0	0-0
1965-66	0-1	0-1	0-1	0-1	0-1
1966-67	2-0	2-0	1-0	1-0	0-0
1967-68	0-4	0-4	0-4	0-2	0-0
1968-69	0-3	0-3	0-3	0-3	0-0
1969-70	0-8	0-8	0-7	0-4	0-0
1970-71	1-6	1-6	0-2	0-1	0-0
1971-72	1-8	1-8	0-6	0-2	0-0
1972-73	0-8	0-8	0-7	0-3	0-0
1973-74	0-7	0-7	0-7	0-5	0-1
1974-75	3-6	3-6	3-3	2-2	0-0
1975-76	3-6	3-6	2-5	2-3	0-0
1976-77	3-3	3-3	2-3	2-0	0-0
1977-78	3-4	3-4	0-2	0-2	0-0
1978-79	3-4	3-4	2-2	1-1	0-0
1979-80	6-4	6-4	3-1	1-0	1-0
1980-81	2-8	2-8	0-4	0-2	0-1
1981-82	0-8	0-8	0-6	0-5	0-1
1982-83	0-6	0-6	0-4	0-3	0-1
1983-84	2-7	2-7	0-4	0-3	0-3
1984-85	3-5	3-5	2-2	0-1	0-0
1985-86	0-8	0-8	0-7	0-6	0-3
1986-87	1-4	1-4	0-2	0-2	0-1
1987-88	2-5	2-5	1-3	0-1	0-0
1988-89	4-6	2-5	2-3	0-2	0-1
1989-90	3-4	3-4	1-2	1-2	0-0
1990-91	1-7	0-6	0-5	0-0	0-0
1991-92	2-6	1-5	0-4	0-3	0-2
1992-93	3-8	2-6	1-5	0-4	0-1
1993-94	2-6	2-6	1-4	1-4	0-2
1994-95	1-9	1-8	1-5	0-3	0-0
1995-96	4-5	3-5	1-2	0-0	0-0
1996-97	5-5	4-5	3-3	1-2	0-0
1997-98	3-6	2-6	1-6	0-5	0-2
1998-99	1-5	1-5	0-5	0-4	0-1
1999-00	1-6	0-5	0-3	0-3	0-0
2000-01	1-12	1-11	1-8	1-3	1-0
2001-02	2-6	2-5	2-3	1-3	0-2
2002-03	0-6	0-6	0-2	0-1	0-0
2003-04	2-9	2-9	0-3	0-3	0-1
2004-05	1-5	0-5	0-5	0-3	0-1
2005-06	0-3	0-3	0-1	0-1	0-1
2006-07	1-4	0-3	0-1	0-1	0-0
2007-08	1-4	1-4	1-4	1-3	0-2
2008-09	1-4	1-3	1-3	1-2	0-0
2009-10	2-3	2-3	1-2	0-0	0-0
2010-11	1-4	0-3	0-2	0-1	0-0
2011-12	1-3	0-3	0-2	0-0	0-0
2012-13	0-6	0-6	0-4	0-2	0-0
2013-14	1-4	1-4	0-2	0-1	0-1
2014-15	1-6	1-6	0-4	0-3	0-0
2015-16	4-4	3-4	2-2	0-1	0-0
2016-17	1-8	1-7	0-0	0-0	0-0
2017-18	4-5	3-4	0-3	0-2	0-0
2018-19	1-7	1-5	0-3	0-3	0-1
Totals	94-352	79-326	38-214	16-133	2-31
Pct.	(.211)	(.195)	(.151)	(.107)	(.060)

Day	Home	Away	Neutral	Overall	Win %
March 23	1-0	0-1	1-1	2-2	50.0
March 24	0-1			0-1	0.0
March 25	1-0		0-1	1-1	50.0
March 27			1-0	1-0	100.0
March 29			0-1	0-1	0.0

YEAR	COACH	NOV/DEC	JAN	FEB	MAR/APR	OVERALL
1911-12	Frank Dobson			3-0	1-0	4-0
1912-13	Frank Dobson		3-1	6-4		9-5
1913-14	John Erwin		1-2	0-1		1-3
1914-15	John Erwin			2-3	1-2	3-5
1915-16	A. H. Ward		1-2	1-4-1		2-6-1
1916-17	Country Morris		2-1	6-1		8-2
1917-18	Jiggs Donahue			3-0	0-2	3-2
1918-19	Jiggs Donahue		1-1	2-0		3-1
1919-20	Country Morris		1-6	6-0	1-0	8-6
1920-21	Larry Conover		3-1	6-4	1-0	10-5
1921-22	E. R. Stewart		3-9	5-4		8-13
1922-23	E. R. Stewart		3-4	7-2	1-0	11-6
1923-24	Bud Sanders		0-7	2-10		2-17
1924-25	Bud Sanders		2-9	2-5		4-14
1925-26	A. A. Gillian		2-9	2-8		4-14
1926-27	Josh Cody		0-6	2-7		2-13
1927-28	Josh Cody	0-4	3-7	6-3		9-14
1928-29	Josh Cody	0-1	6-7	8-3	1-1	15-12
1929-30	Josh Cody	2-0	7-5	7-4		16-9
1930-31	Josh Cody	2-0	3-4	1-3		6-7
1931-32	Joe Davis	1-0	2-6	4-7		7-13
1932-33	Joe Davis	1-0	2-6	7-3		10-9
1933-34	Joe Davis		3-7	4-5		7-12
1934-35	Joe Davis		8-0	7-3		15-3
1935-36	Joe Davis	2-0	6-2	7-4	0-1	15-7
1936-37	Joe Davis	0-2	2-6	4-7		6-15
1937-38	Joe Davis	1-0	4-2	9-4	2-1	16-7
1938-39	Joe Davis	1-3	4-4	7-1	4-0	16-8
1939-40	Joe Davis	0-2	5-4	4-6		9-12
1940-41	Rock Norman	1-4	3-6	4-4		8-14
1941-42	Rock Norman		0-8	3-6		3-14
1942-43	Rock Norman	1-0	2-3	0-10		3-13
1943-44	Rock Norman		0-5	1-5		1-10
1944-45	Rock Norman		3-3	5-5		8-8
1945-46	Rock Norman	0-2	5-3	4-6		9-11
1946-47	Banks McFadden	2-0	2-6	3-6	0-1	7-13
1947-48	Banks McFadden	0-5	1-6	5-6		6-17
1948-49	Banks McFadden	1-5	3-2	6-4		10-11
1949-50	Banks McFadden	3-2	2-3	5-5		10-10
1950-51	Banks McFadden	1-2	4-1	6-3	0-1	11-7
1951-52	Banks McFadden	6-2	4-2	7-2	0-1	17-7
1952-53	Banks McFadden	2-4	4-3	2-3		8-10
1953-54	Banks McFadden	1-7	3-4	1-6	0-1	5-18
1954-55	Banks McFadden	1-5	0-7	1-8	0-1	2-21
1955-56	Banks McFadden	5-4	3-6	1-6	0-1	9-17
1956-57	Press Maravich	2-7	1-3	4-5	0-2	7-17
1957-58	Press Maravich	4-5	2-4	1-6	1-1	8-16
1958-59	Press Maravich	3-6	2-7	3-2	0-1	8-16
1959-60	Press Maravich	4-5	3-5	3-5	0-1	10-16
1960-61	Press Maravich	3-7	3-5	4-3	0-1	10-16
1961-62	Press Maravich	4-4	3-4	3-6	2-1	12-15
1962-63	Bobby Roberts	2-6	5-2	5-5		12-13
1963-64	Bobby Roberts	3-6	3-2	6-3	1-1	13-12
1964-65	Bobby Roberts	3-4	3-2	2-8	0-1	8-15
1965-66	Bobby Roberts	4-2	4-4	7-3	0-1	15-10
1966-67	Bobby Roberts	4-2	6-4	7-1	0-1	17-8
1967-68	Bobby Roberts	1-2	2-8	1-9	0-1	4-20
1968-69	Bobby Roberts	2-4	2-6	2-8	0-1	6-19
1969-70	Bobby Roberts	1-4	5-6	1-8	0-1	7-19
1970-71	Tates Locke	3-1	3-8	3-6	0-2	9-17
1971-72	Tates Locke	4-2	5-4	0-8	1-2	10-16
1972-73	Tates Locke	4-4	3-5	5-4	0-1	12-14
1973-74	Tates Locke	7-2	3-5	3-4	1-1	14-12
1974-75	Tates Locke	5-5	5-2	5-2	2-2	17-11
1975-76	Bill Foster	8-2	6-3	3-4	1-1	18-10
1976-77	Bill Foster	9-1	6-2	6-2	1-1	22-6
1977-78	Bill Foster	9-1	2-7	4-3	0-1	15-12
1978-79	Bill Foster	9-0	4-5	5-3	1-2	19-10
1979-80	Bill Foster	8-1	6-4	6-3	3-1	23-9
1980-81	Bill Foster	10-1	5-5	5-3	0-2	20-11
1981-82	Bill Foster	7-1	3-6	4-5	0-2	14-14
1982-83	Bill Foster	5-6	2-7	2-6	2-1	11-20
1983-84	Bill Foster	7-2	4-4	2-7	1-1	14-14
1984-85	Cliff Ellis	7-2	4-5	4-4	1-2	16-13
1985-86	Cliff Ellis	12-1	2-5	3-6	2-3	19-15
1986-87	Cliff Ellis	9-0	10-2	6-2	0-2	25-6
1987-88	Cliff Ellis	7-2	4-4	1-7	2-2	14-15
1988-89	Cliff Ellis	7-2	5-3	4-4	3-2	19-11
1989-90	Cliff Ellis	7-2	8-3	8-0	1-3	24-8
1990-91	Cliff Ellis	8-2	1-9	1-5	1-1	11-17
1991-92	Cliff Ellis	6-1	4-5	4-5	0-3	14-14
1992-93	Cliff Ellis	8-0	2-6	4-4	3-3	17-13
1993-94	Cliff Ellis	6-3	5-5	3-5	4-3	18-16
1994-95	Rick Barnes	8-0	3-5	2-6	2-2	15-13
1995-96	Rick Barnes	9-0	4-4	4-4	1-3	18-11
1996-97	Rick Barnes	11-1	6-2	3-5	3-2	23-10
1997-98	Rick Barnes	10-3	2-6	4-3	2-2	18-14
1998-99	Larry Shyatt	11-2	1-7	4-4	4-2	20-15
1999-00	Larry Shyatt	6-6	1-7	3-4	0-3	10-20

CLEMSON IN THE WEEKLY POLLS

1974-75			
Date	AP	UPI	
2-4-75	16	15	
2-11-75	18	NR	
2-18-75	16	NR	
2-25-75	11	15	
3-4-75	14	14	
3-11-75	14	19	
Final	NR	17	
1976-77			
Date	AP	UPI	
12-7-76	16	20	
12-14-76	13	14	
12-21-76	11	10	
12-28-76	10	11	
1-4-77	16	15	
1-11-77	17	NR	
1-25-77	19	NR	
2-1-77	16	18	
2-8-77	15	20	
2-15-77	18	20	
2-22-77	19	NR	
3-1-77	18	NR	
1979-80			
Date	AP	UPI	
1-8-80	18	16	
1-15-80	17	14	
1-22-80	12	13	
1-29-80	16	17	
2-25-80	16	NR	
2-12-80	10	16	
2-19-80	12	18	
2-26-80	17	19	
1980-81			
Date	AP	UPI	
1-5-81	20	20	
1-12-81	19	NR	
1-19-81	19	NR	
1986-87			
Date	AP	UPI	USA
1-5-87	20	NR	25
1-12-87	12	12	16
1-19-87	10	12	13
1-26-87	14	14	14
2-4-87	12	13	12
2-11-87	12	11	12
2-17-87	10	10	11
2-24-87	13	12	15
3-2-87	13	14	14
3-9-87	13	15	13
Final	13	15	13
1989-90			
Date	AP	UPI	USA
2-19-90	23	NR	NR
2-27-90	20	NR	24
3-6-90	17	15	17
3-13-90	17	17	18
Final	17	17	13
1994-95			
Date	AP	USA	
1-10-95	18	25	
1-17-95	NR	24	
1995-96			
Date	AP	USA	
12-25-95	24	NR	
1-2-96	22	24	
1-9-96	16	20	
1-16-96	19	20	
1-23-96	18	20	
1-30-96	24	21	
1996-97			
Date	AP	USA	
Pre. 96	20	17	
11-18-96	12	17	
11-25-96	10	9	
12-2-96	12	9	
12-9-96	10	6	
12-16-96	8	8	
12-23-96	6	9	
12-30-96	5	7	
1-6-97	5	5	
1-13-97	3	3	
1-20-97	2	3	
1-27-97	7	6	
2-3-97	10	8	
2-10-97	7	6	
2-17-97	8	7	
2-24-97	12	10	
3-3-97	13	13	
3-10-97	14	12	
Final	14	8	
1997-98			
Date	AP	USA	
Pre. 97	5	7	
Nov. 16	5	NP	
Nov. 23	13	12	
12-1-97	17	16	
12-8-97	17	18	
12-15-97	NR	25	
12-22-97	21	22	
12-29-97	21	21	
1-4-98	24	22	
1-11-98	NR	24	
1-18-98	25	23	
1998-99			
Date	AP	USA	
11-15-98	24	NR	
11-22-98	22	24	
11-29-98	24	24	
12-7-98	17	19	
12-14-98	16	16	
12-21-98	16	16	
12-28-98	14	16	
1-4-99	21	20	
1-11-99	25	25	
2006-07			
Date	AP	USA	
12-11-06	NR	25	
12-18-06	NR	22	
12-25-06	25	21	
1-1-07	23	18	
1-8-07	17	14	
1-15-07	19	16	
1-22-07	19	17	
1-29-07	25	21	
2007-08			
Date	AP	USA	
11-19-07	24	22	
11-26-07	18	18	
12-3-07	18	17	
12-10-07	15	15	
12-17-07	15	15	
12-24-07	21	20	
12-31-07	19	19	
1-7-08	18	19	
1-14-08	24	23	
1-21-08	NR	22	
3-3-08	24	NR	
3-17-08	22	22	
Final	22	NR	
2008-09			
Date	AP	USA	
12-15-08	25	25	
12-22-08	22	20	
12-29-08	20	16	
1-5-09	12	11	
1-12-09	10	9	
1-19-09	10	9	
1-26-09	12	11	
2-2-09	10	10	
2-9-09	12	11	
2-16-09	13	13	
2-23-09	12	13	
3-2-09	18	19	
3-9-09	17	18	
3-16-09	24	21	
Final	24	NR	
2009-10			
Date	AP	USA	
Pre. 09	24	24	
11-16-09	22	23	
11-23-09	19	19	
11-30-09	18	19	
12-7-09	NR	24	
12-14-09	NR	24	
12-21-09	24	23	
12-28-09	21	18	
1-4-10	NR	21	
1-11-10	24	19	
1-18-10	17	16	
1-25-10	NR	21	
2017-18			
Date	AP	USA	
1-1-18	25	25	
1-8-18	19	17	
1-15-18	20	18	
1-22-18	18	17	
1-29-18	20	20	
2-5-18	16	15	
2-12-18	11	12	
2-19-18	15	17	
2-26-18	18	18	
3-5-18	19	20	
3-12-18	20	18	
Final	20	15	
2018-19			
Date	AP	USA	
Pre. 19	22	23	
11-12-19	19	NR	

YEAR	COACH	NOV/DEC	JAN	FEB	MAR/APR	OVERALL
2000-01	Larry Shyatt	9-4	1-7	1-6	1-2	12-19
2001-02	Larry Shyatt	9-4	2-6	2-6	0-1	13-17
2002-03	Larry Shyatt	9-0	2-5	4-4	0-4	15-13
2003-04	Oliver Purnell	7-4	2-6	1-6	0-2	10-18
2004-05	Oliver Purnell	9-3	1-7	4-3	2-3	16-16
2005-06	Oliver Purnell	11-2	3-4	2-5	3-2	19-13
2006-07	Oliver Purnell	14-0	4-4	2-5	5-2	25-11
2007-08	Oliver Purnell	11-1	4-4	5-2	4-3	24-10
2008-09	Oliver Purnell	13-0	5-2	4-4	1-3	23-9
2009-10	Oliver Purnell	12-2	4-4	4-2	1-3	21-11
2010-11	Brad Brownell	10-4	5-2	4-3	3-2	22-12
2011-12	Brad Brownell	7-6	4-4	4-3	1-2	16-15
2012-13	Brad Brownell	7-4	5-4	1-6	0-4	13-18
2013-14	Brad Brownell	9-3	4-3	4-4	6-3	23-13
2014-15	Brad Brownell	8-4	5-4	3-4	0-3	16-15
2015-16	Brad Brownell	7-5	6-2	3-4	1-3	17-14
2016-17	Brad Brownell	11-2	1-6	2-6	3-2	17-16
2017-18	Brad Brownell	12-1	6-3	4-3	3-3	25-10
2018-19	Brad Brownell	10-3	2-5	5-3	3-3	20-14
Totals	21 coaches	486-226	345-475	403-455-1	95-136	1329-1307-1

HONORS & AWARDS

HELMS FOUNDATION ALL-AMERICAN

1939 Banks McFadden, C
1977 Tree Rollins, C
1980 Billy Williams, G
1987 Horace Grant, C

CLEMSON HALL OF FAME

Joe Blalock (1940-41) 1973
Jim Brennan (1961-64) 1983
Thomas Brown (1933-37) 1987
Dude Buchanan (1938-41) 1991
Greg Buckner (1994-98) 2005
Elden Campbell (1986-90) 2000
Jack Chandler (1920-25) 1984
Bobby Conrad (1976-80) 1993
Dale Davis (1987-91) 1996
Mike Eppley (1980-84) 1990
*Bill Foster (1975-84) 2001
Eddis Freeman (1943-46) 1998
Frank Gillespie (1946-49) 1977
Horace Grant (1983-87) 1999
Vincent Hamilton (1980-85) 2003
Cliff Hammonds (2004-08) 2018
Doug Hoffman (1956-59) 1980
Bob Jones (1927-30) 1974
Randy Mahaffey (1964-67) 1975
Grayson Marshall (1984-88) 2009
Banks McFadden (1937-40) 1973
Terrell McIntyre (1995-99) 2007
Larry Nance (1977-81) 1995
Carter Newman (1924-27) 1983
*Rock Norman (1941-46) 1974
Choppy Patterson (1959-63) 1981
Dewey Quinn (1943-46) 1994
K.C. Rivers (2005-09) 2019
Tree Rollins (1973-77) 1987
Wallace Roy (1925-26) 1977
Edward Scott (1999-03) 2014
Johnny Snee (1948-52) 1976
Jim Sutherland (1964-67) 1991
Billy Williams (1977-80) 2015
Sharone Wright (1991-94) 2011
Bill Yarborough (1952-57) 1974
Vince Yockel (1955-58) 1982
Butch Zatezalo (1966-70) 1988
* - coach only

SOUTH CAROLINA HALL OF FAME

Larry Nance (1977-81) 2001
Tree Rollins (1973-77) 2002
Randy Mahaffey (1964-67) 2003
Horace Grant (1983-87) 2010
Dale Davis (1987-91) 2012
Greg Buckner (1994-98) 2016

AP ALL-AMERICAN

1977 Tree Rollins, C (3rd)
1980 Billy Williams, G (HM)
1987 Horace Grant, C (2nd)
1990 Elden Campbell, C (HM)
1990 Dale Davis, F (HM)
1994 Sharone Wright, C (HM)

ADOLPH RUPP AWARD FINALIST

1987 Horace Grant, C

100TH ANNIVERSARY TEAM

Trevor Booker (2006-10)
Greg Buckner (1994-98)
Elden Campbell (1986-90)
Bobby Conrad (1976-80)
Dale Davis (1987-91)
Horace Grant (1983-87)
Vincent Hamilton (1980-85)
Cliff Hammonds (2004-08)
Harold Jamison (1995-99)
Randy Mahaffey (1964-67)
Grayson Marshall (1984-88)
James Mays (2004-08)
Banks McFadden (1936-40)
Terrell McIntyre (1995-99)
Larry Nance (1977-81)
K.C. Rivers (2005-09)
Tree Rollins (1973-77)
Edward Scott (1999-03)
Will Solomon (1998-01)
Demontez Stitt (2007-11)
Chris Whitney (1991-93)
Billy Williams (1977-80)
Skip Wise (1974-75)
Sharone Wright (1991-94)
Butch Zatezalo (1967-70)

AP COACH OF THE YEAR FINALIST

1987 Cliff Ellis
1990 Cliff Ellis
1997 Rick Barnes

U.S. OLYMPIC TRIALS

1976 Tree Rollins, C
1980 Larry Nance, F
1988 Elden Campbell, C
1997 Greg Buckner, F

NABC ALL-STAR GAME

1977 Tree Rollins, C
1987 Horace Grant, F
1990 Elden Campbell, C
1991 Dale Davis, F
1993 Chris Whitney, G
1998 Greg Buckner, G
2007 Vernon Hamilton, G
2008 Cliff Hammonds, G
2018 Gabe DeVoe, G

PAN AMERICAN GAMES

1975 Tree Rollins, C

WORLD UNIVERSITY GAMES

1989 Dale Davis, C
1993 Sharone Wright, C
1997 Greg Buckner, F
2009 Trevor Booker, F

RETIRED JERSEYS

#23 Banks McFadden, 1937-40
#30 Tree Rollins, 1973-77
#34 Dale Davis, 1987-91

MCDONALD'S HS ALL-AMERICANS

1980 Clarke Bynum, F
1984 Michael Brown, G
1986 Ricky Jones, F
1991 Sharone Wright, C
2009 Milton Jennings, F

PARADE HS ALL-AMERICANS

1974 Skip Wise, G
1980 Clarke Bynum, F
1991 Sharone Wright, C
2009 Milton Jennings, F
2014 Gabe DeVoe, G

COLLEGE SLAM DUNK CONTEST

2012 Bryan Narcisse, F

ALL-SOUTHERN CONFERENCE

1952 Johnny Snee (2nd)

ALL-NCAA REGIONAL

1980 Larry Nance (West Region)
2018 Gabe DeVoe (Midwest Region)

ALL-NIT

1999 Terrell McIntyre
2007 K.C. Rivers

ALL-ACC

1955 Bill Yarborough, G (2nd)
1956 Bill Yarborough, G (2nd)
Vince Yockel, G (2nd AP)
1958 Vince Yockel, G (1st AP)
1960 Choppy Patterson, G (1st)
1961 Choppy Patterson, G (2nd)
1963 Jim Brennan, G (2nd)
1964 Jim Brennan, G (2nd)
1965 Randy Mahaffey, F (2nd)
Jim Sutherland, G (2nd)
Randy Mahaffey, F (1st)
Jim Sutherland, G (2nd)
1968 Butch Zatezalo, G (2nd)
1969 Butch Zatezalo, G (2nd)
1970 Butch Zatezalo, G (2nd)
1975 Skip Wise, G (1st)
Tree Rollins, C (2nd)
1976 Tree Rollins, C (2nd)
1977 Tree Rollins, C (2nd)
Stan Rome, F (2nd)
1980 Billy Williams, G (1st)
1981 Larry Nance, C (2nd)
1982 Vincent Hamilton, G (2nd)
1986 Horace Grant, C (3rd AP)
1987 Horace Grant, C (1st)
1988 Elden Campbell, C (3rd AP)
1989 Elden Campbell, C (2nd)

Dale Davis, F (3rd AP)
1990 Elden Campbell, C (1st)
Dale Davis, F (1st)
1991 Dale Davis, C (2nd)
1993 Sharone Wright, C (3rd)
Chris Whitney, G (3rd)
1994 Sharone Wright, C (2nd)
Devin Gray, F (3rd)
1997 Greg Buckner, F (2nd)
Terrell McIntyre, G (2nd)
Greg Buckner, F (2nd)
Terrell McIntyre, G (3rd)
1999 Terrell McIntyre, G (2nd)
2000 Will Solomon, G (1st)
2001 Will Solomon, G (2nd)
2002 Edward Scott, G (3rd)
2003 Edward Scott, G (1st)
2005 Sharrod Ford, C (3rd)
2008 K.C. Rivers, G/F (2nd)
Cliff Hammonds, G (3rd)
2009 Trevor Booker, F (2nd)
2010 Trevor Booker, F (1st)
2011 Demontez Stitt, G (3rd)
2013 Devin Booker, F/C (3rd)
2014 K.J. McDaniels, F (1st)
2016 Jaron Blossomgame, F (1st)
2017 Jaron Blossomgame, F (3rd)
2018 Marquise Reed, G (2nd)
2019 Marquise Reed, G (3rd)

NABC ALL-DISTRICT

1964 Jim Brennan, G (3rd)
1966 Randy Mahaffey, F (3rd)
1967 Jim Sutherland, G (3rd)
1975 Tree Rollins, C (2nd)
1976 Tree Rollins, C (2nd)
1977 Tree Rollins, C (1st)
1979 Larry Nance, C (2nd)
1980 Billy Williams, G (1st)
Larry Nance, C (2nd)
1981 Larry Nance, C (2nd)
1982 Vincent Hamilton, G (2nd)
1987 Horace Grant, F (1st)
1989 Elden Campbell, C (2nd)
1990 Elden Campbell, C (1st)
Dale Davis, F (2nd)
1991 Dale Davis, F (2nd)
1993 Sharone Wright, C (2nd)
1994 Sharone Wright, C (2nd)
1997 Greg Buckner, F (1st)
1998 Greg Buckner, F (2nd)
1999 Terrell McIntyre, G (1st)
2000 Will Solomon, G (1st)
2001 Will Solomon, G (2nd)
2003 Edward Scott, G (2nd)
2007 James Mays, F (2nd)
2008 Cliff Hammonds, G (1st)
K.C. Rivers, G/F (2nd)
2009 Trevor Booker, F (2nd)
2010 Trevor Booker, F (2nd)
2014 K.J. McDaniels, F (1st)
2016 Jaron Blossomgame, F (2nd)
2018 Marquise Reed, G (2nd)

ALL-ACC DEFENSIVE

2006 Vernon Hamilton, G
2009 Trevor Booker, F
2010 Trevor Booker, F
2011 Jerai Grant, F/C
2012 Andre Young, G
2014 K.J. McDaniels, F
2016 Landry Nnoko, C
2018 Elijah Thomas, C
2019 Elijah Thomas, C

ALL-ACC FRESHMAN

1995 Greg Buckner, F
1996 Terrell McIntyre, G
1997 Vincent Whitt, F
2001 Tony Stockman, G
Chris Hobbs, F
2005 Cliff Hammonds, G

ALL-SoCON TOURNAMENT

1935 Alex Swails (2nd)
1936 Tom Brown (2nd)
1938 Banks McFadden (1st)
Ed Kitchens (1st)
1939 Banks McFadden (1st)
Jack Bryce (2nd)
1940 Banks McFadden (1st)



GABE DeVOE BECAME JUST THE SECOND TIGER IN HISTORY TO EARN NCAA ALL-REGION IN 2018.

1952 Johnny Snee (2nd)

ALL-ACC TOURNAMENT

1955 Bill Yarborough, G (2nd)
1961 Choppy Patterson, G (2nd)
1962 Jim Brennan, G (1st)
1964 Nick Milasnovich, G (2nd)
1967 Randy Mahaffey, F (2nd)
1975 Skip Wise, G (1st)
1976 Stan Rome, F (2nd)
1980 Billy Williams, G (2nd)
1981 Larry Nance, C (2nd)
1984 Murray Jarman, C (2nd)
1990 Dale Davis, F (2nd)
1993 Sharone Wright, C (2nd)
Chris Whitney, G (2nd)
1996 Greg Buckner, G (1st)
1998 Terrell McIntyre, G (1st)
2005 Shawan Robinson, G (2nd)
2008 Trevor Booker, F/C (1st)
K.C. Rivers, G/F (1st)
Cliff Hammonds, G (2nd)
James Mays, F (2nd)
2011 Demontez Stitt, G (1st)
2018 Shelton Mitchell, G (2nd)

ACC PLAYER OF THE WEEK

1970 Butch Zatezalo, G
1971 Dickie Foster, F
1972 David Angel, C
1975 Tree Rollins, C
1977 Tree Rollins, C
Stan Rome, F
Derrick Johnson, G
1978 Colon Abraham, F
1979 Larry Nance, F
1980 Billy Williams, G
1981 Chris Dodds, G
1983 Marc Campbell, G
1985 Vincent Hamilton, G
1987 Horace Grant, C (2)
1988 Elden Campbell, C
1989 Dale Davis, F (2)
1990 Elden Campbell, C
Dale Davis, F
1993 Sharone Wright, C
Chris Whitney, G
1994 Andre Bovain, G
1997 Greg Buckner (Co-Player), F
1998 Greg Buckner, G

1999 Terrell McIntyre, G (2)
2000 Will Solomon, G (3)
2002 Edward Scott, G
2003 Edward Scott, G (2)
2006 Akin Akingbala (Co-Player), C
2008 Trevor Booker, F/C
K.C. Rivers (Co-Player), G/F
2009 Trevor Booker, F
K.C. Rivers, G/F (2)
2010 Trevor Booker (Co-Player), F
2011 Jerai Grant, F/C
2015 Jordan Roper, G
2016 Jaron Blossomgame, F
2018 Marquise Reed, G
Gabe DeVoe, G

ACC ROOKIE OF THE WEEK

1971 David Angel, C
1972 Dennis Odle, F (2)
Mike Browning, F
Jeff Reisinger, F
1974 Tree Rollins, C (3)
1975 Skip Wise, G (3)
Stan Rome, F
Greg Coles, G (2)
1977 Chubby Wells, F
1979 Bill Ross, F
1980 Fred Gilliam, F
1981 Vincent Hamilton, G
Clarke Bynum, G
1983 Anthony Jenkins, F
1984 Horace Grant, F
1985 Grayson Marshall, G (3)
1986 Michael Best, G
1987 Elden Campbell, C
1988 Dale Davis, F
1989 David Young, G
1992 Sharone Wright, C
Devin Gray, F
1995 Greg Buckner, F (3)
1996 Terrell McIntyre, G (2)
Harold Jamison, C
Tony Christie, F
1997 Vincent Whitt, F (2)
1999 Will Solomon, G
2001 Tony Stockman, G
2002 Chey Christie, G
2005 Cliff Hammonds, G (4)
Cheyenne Moore, F
2006 Julius Powell, F



HONORS & AWARDS

2007 Trevor Booker, C
2008 Terrence Oglesby, G (2)
2014 Jaron Blossomgame, F

ACC ACADEMIC HONOR ROLL

1962 Nick Milasnovich
1964 George Benedict
Nick Milasnovich
1965 Randy Mahaffey
Jim Sutherland
1966 Randy Mahaffey
Jim Sutherland
1967 Curt Eckard
Ken Gardner
Randy Mahaffey
Richie Mahaffey
Jim Sutherland
1968 Mike Faer
Stan Goldfarb
Tripp Jones
1969 Mike Faer
1972 Terrell Suit
1973 Bud Martin
1974 Andy Butchko
1975 Bruce Harman
1976 Andy Butchko
Bruce Harman
1977 Bobby Conrad
1978 Bobby Conrad
Bob Fuzy
1979 Bobby Conrad
Marvin Key
1980 Bobby Conrad
Chris Dodds
Marvin Key
1981 Chris Dodds
1982 Chris Dodds
Marc Campbell
Mike Eppley
1983 Marc Campbell
Mike Eppley
1984 Ed Bleynt
Clarke Bynum
Mike Eppley
1986 Chris Couch
1988 Donnell Bruce
1992 George Kelada
Todd Logue
1993 Lou Richie
1994 Frank Tomera
1995 Geoff Gardner
Bruce Martin
1996 Tom Wideman
1997 Tom Wideman
1998 Tom Wideman
1999 Tom Wideman
Adam Allenspach
2000 Adam Allenspach
Pasha Bains
Walker Holt
Jeremy Shyatt
J.D. Powell
2001 Pasha Bains
Walker Holt
Beau Shay
2002 Jermel Douglas
2003 Julian Betko
Jermel Douglas
Shawan Robinson
Beau Shay
2004 Akin Akingbala
Shawan Robinson
2005 Shawan Robinson
2006 Cliff Hammonds
Matt Morris
Shawan Robinson
Jesse Yanutola
2007 Cliff Hammonds
Matt Morris
Sam Perry
Chris Poole
A.J. Tyler
Jesse Yanutola
2008 Jonah Baize
Cliff Hammonds
2009 Jonah Baize
Tanner Smith
Jesse Yanutola
2010 Zavier Anderson
Jonah Baize
Tanner Smith
Andre Young

2011 Jonah Baize
Tanner Smith
Andre Young
2012 Catalin Baci
Carson Fields
Tanner Smith
Andre Young
2013 Carson Fields
Jordan Roper
2014 Ibrahim Djambo
Carson Fields
2015 Austin Ajukwa
Gabe DeVoe
Avry Holmes
Riley McGillan
Jordan Roper
2016 Gabe DeVoe
Riley McGillan
Legend Robertin
Jordan Roper
2017 Sidi Djitte
Isaac Fields
Riley McGillan
2018 Mark Donnal
Isaac Fields
Marcquise Reed
2019 Lyles Davis
Parker Fox
Trey Jemison
John Newman III
Aamir Simms
Hunter Tyson

CoSIDA ACADEMIC ALL-DISTRICT

1998 Tom Wideman, C
1999 Tom Wideman, C
2005 Shawan Robinson, G
2008 Cliff Hammonds, G
2010 Tanner Smith, G
2011 Tanner Smith, G
2012 Tanner Smith, G

ACADEMIC ALL-AMERICAN

1967 Jim Sutherland (3rd)
1968 Richie Mahaffey
1980 Bobby Conrad (3rd)

ALL-ACC ACADEMIC TEAM

1963 Jim Brennan, G
1964 Jim Brennan, G
1965 Randy Mahaffey, F
1966 Randy Mahaffey, F
Jim Sutherland, G
1967 Randy Mahaffey, F
Jim Sutherland, G (2nd)
1969 Trip Jones, F
1973 Terrell Suit, G
1976 Bruce Harman, G

1978 Bobby Conrad, G
1979 Bobby Conrad, G
1980 Bobby Conrad, G
1981 Chris Dodds, G
1982 Mike Eppley, G
Marc Campbell, G
Chris Dodds, G
1983 Mike Eppley, G
Marc Campbell, G
1984 Mike Eppley, G
Marc Campbell, G
Clarke Bynum, G
Ed Bleynt, C
1987 Chris Couch, G
1988 Donnell Bruce, G
1991 Colby Brown, F
1993 Lou Richie, G
1994 Frank Tomera, C
1997 Tom Wideman, C
1998 Tom Wideman, C
1999 Tom Wideman, C
Adam Allenspach, C
2000 Adam Allenspach, C
2001 Pasha Bains, G
2003 Julian Betko, G
Shawan Robinson, G
2004 Akin Akingbala, C
Shawan Robinson, G
2005 Cliff Hammonds, G
Shawan Robinson, G
2006 Shawan Robinson, G
2007 Cliff Hammonds, G
Matt Morris, F
A.J. Tyler, F
2008 Cliff Hammonds, G
2009 Tanner Smith, G
2010 Tanner Smith, G
Andre Young, G
2011 Tanner Smith, G
2012 Devin Coleman, G
T.J. Sapp, G
Tanner Smith, G
Andre Young, G
2013 Jordan Roper, G
2015 Jordan Roper, G
2016 Gabe DeVoe, G
Jordan Roper, G
2017 Gabe DeVoe, G
Avry Holmes, G
2018 Gabe DeVoe, G
Elijah Thomas, F

JAMES WEAVER AWARD

(ACC Student Athlete of the Year)

1967 Jim Sutherland, G
1980 Bobby Conrad, G
1999 Tom Wideman, C

SKIP PROSSER AWARD

(ACC Scholar Athlete of the Year)

2008 Cliff Hammonds, G

WEAVER-JAMES-CORRIGAN AWARD

(ACC Postgraduate Scholarship)

2012 Tanner Smith, G
2016 Jordan Roper, G

NCAA POSTGRADUATE SCHOLARSHIP

1967 Jim Sutherland
1980 Bobby Conrad
1999 Tom Wideman

NORRIS MEDAL

(Clemson's Outstanding Student)

1932 Pat Calhoun
1967 Jim Sutherland
1980 Bobby Conrad

DISTINGUISHED SERVICE AWARD

(Clemson Alumni Association)

1962 Pat Calhoun
1966 Banks McFadden
2004 Jim Sutherland
2015 Bobby Conrad

FRANK HOWARD AWARD

(Bringing Honor to Clemson)

1977 Tree Rollins, C
1984 Mike Eppley, G
1985 Vincent Hamilton, G
1987 Horace Grant, C

IPTAY ATHLETE OF THE YEAR

1991 Dale Davis, C
2008 Cliff Hammonds, G
2012 Tanner Smith, G
2014 K.J. McDaniels, F
2018 Gabe DeVoe, G

ACC PLAYER OF THE YEAR

1987 Horace Grant, C

ACC DEFENSIVE PLAYER OF THE YEAR

2014 K.J. McDaniels, F

ACC ROOKIE OF THE YEAR

1995 Greg Buckner, F

ACC MOST IMPROVED

2016 Jaron Blossomgame, F

ACC COACH OF THE YEAR

1987 Cliff Ellis
1990 Cliff Ellis

PAUL BOWIE AWARD

(Presented by the family of the late

Paul Bowie to the MVP)

1971 Dave Thomas, G
1972 Bud Martin, G
1974 Tree Rollins, C
1975 Wayne Croft, F
Tree Rollins, C
1976 Tree Rollins, C
1977 Tree Rollins, C
1978 Derrick Johnson, G
1979 Billy Williams, G
1980 Billy Williams, G
1981 Larry Nance, F
1982 Vincent Hamilton, G
1983 Raymond Jones, C
1984 Murray Jarman, C
1985 Vincent Hamilton, G
1986 Horace Grant, F
1987 Horace Grant, C
1988 Grayson Marshall, G
1989 Elden Campbell, C
Derrick Forrest, F
1990 Elden Campbell, C
1991 Dale Davis, C
1992 Chris Whitney, G
1993 Chris Whitney, G
1994 Andre Bovain, G
1995 Merl Code, G
1996 Greg Buckner, F
Terrell McIntyre, G
1997 Greg Buckner, F
Terrell McIntyre, G
1998 Greg Buckner, G
Terrell McIntyre, G
1999 Terrell McIntyre, G
2000 Will Solomon, G
2001 Will Solomon, G
2002 Edward Scott, G
2003 Edward Scott, G
2004 Sharrod Ford, C
2005 Sharrod Ford, C
2006 Akin Akingbala, C
2007 Cliff Hammonds, G
K.C. Rivers, G/F
2008 Cliff Hammonds, G
2009 Trevor Booker, F
2010 Trevor Booker, F
2011 Demontez Stitt, G
Jerai Grant, F/C
2012 Tanner Smith, G
Andre Young, G
2013 Devin Booker, F/C
2014 K.J. McDaniels, F
2015 Rod Hall, G
2016 Jaron Blossomgame, F
2017 Jaron Blossomgame, F
2018 Gabe DeVoe, G



GABE DeVOE AND ELIJAH THOMAS WERE NAMED TO THE ALL-ACC ACADEMIC TEAM IN 2018.

HONORS & AWARDS



AAMIR SIMMS EARNED THE PROGRAM'S ACADEMIC EXCELLENCE AWARD IN 2018.

Marcquise Reed, G
2019 Marcquise Reed, G

COLUMBIA CLUB AWARD

(Presented by the Greater Columbia Clemson Club to the player with best field goal %)

1974 Tree Rollins (54.3)
1975 Stan Rome (52.8)
1976 Stan Rome (55.7)
1977 Tree Rollins (58.0)
1978 Chubby Wells (56.1)
1979 Billy Williams (52.7)
1980 John Campbell (58.0)
1981 Larry Nance (57.5)
1982 Horace Wyatt (60.1)
1983 Murray Jarman (52.34)
1984 Murray Jarman (56.9)
1985 Raymond Jones (58.8)
1986 Horace Grant (58.4)
1987 Horace Grant (65.6)
1988 Elden Campbell (62.9)
1989 Dale Davis (67.0)
1990 Dale Davis (62.5)
1991 Ricky Jones (54.7)
1992 Corey Wallace (53.8)
1993 Sharone Wright (56.7)
1994 Devin Gray (57.2)
1995 Greg Buckner (52.6)
1996 Harold Jamison (51.9)
1997 Harold Jamison (59.7)
1998 Harold Jamison (59.2)
1999 Harold Jamison (67.4)
2000 Ray Henderson (52.8)
2001 Chris Hobbs (56.6)
2002 Sharrod Ford (60.6)
2003 Sharrod Ford (56.4)
2004 Akin Akingbala (60.6)
2005 Akin Akingbala (59.4)
2006 Akin Akingbala (57.6)
2007 Trevor Booker (60.2)
2008 Trevor Booker (55.5)
2009 Trevor Booker (57.1)
2010 Jerai Grant (63.2)

ANDERSON TIP-OFF AWARD

(Presented by the Anderson Tip-Off club to the honorary captains)

1972 Bo Hawkins
1973 Bud Martin
1974 Jeff Reisinger
Terrell Suit

1975 Wayne Croft
Van Gregg
1976 Bruce Harman
Tree Rollins
1977 Dave Brown
John Franken
Tree Rollins
1978 Colon Abraham
Jim Howell
Stan Rome
1979 Derrick Johnson
Marvin Dickerson
1980 Bob Fuzy
Billy Williams
Bobby Conrad
John Campbell
1981 Larry Nance
Keith Walker
1982 Horace Wyatt
Chris Dodds
Marvin Key
Bill Ross
1983 Fred Gilliam
1984 Mike Eppley
Marc Campbell
Murray Jarman
Clarke Bynum
1985 Vincent Hamilton
Raymond Jones
Ed Bynum
1986 Glen McCants
Glenn Corbit
Chris Michael
1987 Horace Grant
Michael Tait
Anthony Jenkins
Larry Middleton
Jeff Holstein
Chris Couch
1988 Grayson Marshall
Jerry Pryor
1990 Elden Campbell
Marion Cash
Derrick Forrest
Kirkland Howling
1991 Colby Brown
Donnell Bruce
Dale Davis
Ricky Jones
Sean Tyson
1992 Chris Whitney
Andre Bovain

1993 Chris Whitney
Wayne Buckingham
1994 Corey Wallace
1995 Bruce Martin
1996 Merl Code
Bill Harder
1997 Merl Code
Bill Harder
1998 Greg Buckner
Tony Christie
Terrell McIntyre
Harold Jamison
Tom Wideman
2000 Andrius Jurkunas
2001 Will Solomon
Adam Allenspach
2002 Edward Scott
2003 Ray Henderson
Edward Scott
2004 Chris Hobbs
2005 Sharrod Ford
Olu Babalola
2006 Akin Akingbala
Steve Allen
Shawan Robinson
2007 Vernon Hamilton
Cliff Hammonds
2008 Cliff Hammonds
2009 K.C. Rivers
2010 Trevor Booker
Demontez Stitt

GREENVILLE TIP-OFF AWARD

(Presented to leading rebounder)

1971 David Angel (180)
1972 David Angel (253)
1974 Tree Rollins (316)
1975 Tree Rollins (328)
1976 Tree Rollins (308)
1977 Tree Rollins (359)
1978 John Campbell (195)
1979 Larry Nance (210)
1980 Larry Nance (259)
1981 Larry Nance (237)
1982 Horace Wyatt (187)
1983 Raymond Jones (219)
1984 Murray Jarman (149)
1985 Vincent Hamilton (200)
1986 Horace Grant (357)
1987 Horace Grant (299)
1988 Dale Davis (223)
1989 Dale Davis (258)

1990 Dale Davis (395)
1991 Dale Davis (340)
1992 Sharone Wright (227)
1993 Sharone Wright (314)
1994 Sharone Wright (362)
1995 Greg Buckner (165)
1996 Harold Jamison (172)
1997 Harold Jamison (187)
1998 Harold Jamison (232)
1999 Harold Jamison (346)
2000 Adam Allenspach (206)
2001 Chris Hobbs (190)
2002 Ray Henderson (265)
2003 Sharrod Ford (191)
2004 Sharrod Ford (202)
2005 Sharrod Ford (261)
2006 Akin Akingbala (243)
2007 Trevor Booker (232)
James Mays (232)
2008 Trevor Booker (249)
2009 Trevor Booker (311)
2010 Trevor Booker (268)

ACADEMIC EXCELLENCE AWARD

(The Academic Award is given by the Fort Hill Clemson Club to the player who has the best cumulative grade-point average)

1985 Ed Bynum
1986 Grayson Marshall
1987 Chris Couch
1988 Donnell Bruce
Dale Davis
1989 Kirkland Howling
1990 Shawn Lastinger
1991 Ricky Jones
1992 George Kelada
1993 Bruce Martin
1994 Wayne Buckingham
Byron Morris
1995 Ron Budde
1996 Tom Wideman
1997 Tom Wideman
1998 Tom Wideman
1999 Tom Wideman
2000 Adam Allenspach
2001 Adam Allenspach
Pasha Bains
2002 Walker Holt
2003 Walker Holt
2004 Shawan Robinson
2005 Shawan Robinson

2006 Shawan Robinson
2007 Jesse Yanutola
2008 Jesse Yanutola
2009 Jonah Baize
2010 Tanner Smith
2011 Jonah Baize
2012 Tanner Smith
2013 Carson Fields
2014 Carson Fields
2015 Riley McGillan
2016 Riley McGillan
2017 Gabe DeVoe
2018 Lyles Davis
2019 Aamir Simms

FLORENCE COUNTY AWARD

(Presented by the Florence County Clemson Club to the player with the most assists)

1974 Jeff Reisinger (45)
1975 Jo Jo Betha (81)
1976 Derrick Johnson (98)
1977 Derrick Johnson (169)
1978 Derrick Johnson (132)
1979 Bobby Conrad (101)
1980 Bobby Conrad (157)
1981 Chris Dodds (187)
1982 Mike Eppley (89)
1983 Marc Campbell (124)
1984 Marc Campbell (104)
1985 Grayson Marshall (192)
1986 Grayson Marshall (262)
1987 Grayson Marshall (221)
1988 Grayson Marshall (182)
1989 Marion Cash (161)
1990 Marion Cash (174)
1991 David Young (100)
1992 Chris Whitney (161)
1993 Chris Whitney (193)
1994 Lou Richie (182)
1995 Merl Code (111)
1996 Terrell McIntyre (90)
1997 Terrell McIntyre (145)
1998 Terrell McIntyre (154)
1999 Terrell McIntyre (188)
2000 Will Solomon (95)
2001 Edward Scott (127)
2002 Edward Scott (238)
2003 Edward Scott (161)
2004 Vernon Hamilton (91)



HONORS & AWARDS

UNION COUNTY AWARD

(Presented to the player with the most assists)

- 2005 Shawan Robinson (94)
- 2006 Cliff Hammonds (105)
- 2007 Cliff Hammonds (147)
- 2008 Cliff Hammonds (133)
- 2009 Demontez Stitt (121)
- 2010 Demontez Stitt (94)

CLEMSON TIP-OFF CLUB

(Presented by Clemson Tip-Off Club to best defensive player)

- 1971 Dickie Foster
- 1972 Bud Martin

SPARTANBURG TIP-OFF CLUB

(Presented by Spartanburg Tip-Off Club to best defensive player)

- 1971 Dickie Foster
- 1972 Bud Martin
- 1974 Tree Rollins
- 1975 Stan Rome
- 1976 Stan Rome
- 1977 Stan Rome
- 1978 Marvin Dickerson
- 1979 Marvin Dickerson
- 1980 Horace Wyatt
- 1981 Raymond Jones
- 1982 Vincent Hamilton
- 1983 Raymond Jones
- 1984 Raymond Jones
- 1985 Vincent Hamilton
- 1986 Glen McCants
- 1987 Horace Grant
- 1988 Grayson Marshall
- 1989 Derrick Forrest
- 1990 Derrick Forrest
- 1991 Andre Bovain
- 1992 Andre Bovain
- 1993 Devin Gray
- 1994 Andre Bovain
- 1995 Iker Iturbe

- 1996 Tom Wideman
- 1997 Tom Wideman
- 1998 Greg Buckner
- 1999 Tom Wideman
- 2000 Andrius Jurkunas
- 2001 Edward Scott
- 2002 none chosen
- 2003 Olu Babalola
- 2004 Sharrod Ford
- 2005 Sharrod Ford
- 2006 Vernon Hamilton
- 2007 Cliff Hammonds
- 2008 James Mays
- 2009 Demontez Stitt
- 2010 David Potter

GREENWOOD COUNTY AWARD

(Presented by the Greenwood County Clemson Club to the player with the best free throw percentage)

- 1972 Terrell Suit (75.3)
- 1973 Bud Martin (84.2)
- 1974 Jeff Reisinger (81.5)
- 1975 Skip Wise (75.4)
- 1976 Dave Brown (79.8)
- 1977 Derrick Johnson (88.7)
- 1978 Greg Coles (78.2)
- 1979 Bobby Conrad (80.6)
- 1980 Fred Gilliam (84.4)
- 1981 Fred Gilliam (85.1)
- 1982 Fred Gilliam (82.9)
- 1983 Anthony Jenkins (88.2)
- 1984 Anthony Jenkins (84.4)
- 1985 Vincent Hamilton (80.3)
- 1986 Larry Middleton (75.0)
- 1987 Larry Middleton (77.6)
- 1988 Tim Kincaid (85.6)
- 1989 Tim Kincaid (77.3)
- 1990 Kirkland Howling (70.8)
- 1991 David Young (83.3)
- 1992 Chris Whitney (76.7)
- 1993 Chris Whitney (80.2)
- 1994 Merl Code (80.9)

- 1995 Bruce Martin (87.5)
- 1996 Terrell McIntyre (79.2)
- 1997 Merl Code (80.7)
- 1998 Terrell McIntyre (77.9)
- 1999 Terrell McIntyre (79.0)
- 2000 Pasha Bains (77.8)
- 2001 Tony Stockman (83.6)
- 2002 Jamar McKnight (75.0)
- 2003 Tomas Nagys (73.9)
- 2004 Olu Babalola (75.3)
- Shawan Robinson (75.3)

LANCASTER COUNTY AWARD

(Presented to the player with the best free throw percentage)

- 2005 Shawan Robinson (83.7)
- 2006 Shawan Robinson (91.3)
- 2007 K.C. Rivers (73.5)

GREATER GREENWOOD AWARD

(Presented to the player with the best free throw percentage)

- 2008 Terrence Oglesby (85.1)
- 2009 Terrence Oglesby (84.5)
- 2010 Andre Young (80.0)

JAMES R. MORROW AWARD

(Presented by the James Morrow family to the most improved player)

- 1971 Pete Weddell
- 1972 Mike Browning
- 1974 Wayne Croft
- 1975 Jo Jo Bethea
- 1976 Marvin Dickerson
- 1977 Colon Abraham
- 1978 John Campbell
- 1979 Bobby Conrad
- 1980 Fred Gilliam
- 1981 Vincent Hamilton
- 1982 Mike Eppley
- 1983 Dave Shaffer
- 1983 Murray Jarman
- 1984 Anthony Jenkins
- 1985 Glen McCants

- 1986 Glenn Corbit
- 1987 Michael Tait
- 1988 Elden Campbell
- 1989 Dale Davis
- 1990 Marion Cash
- 1991 Colby Brown
- 1992 Ryan Amestoy
- 1993 Bruce Martin
- 1994 Jeff Brown
- 1995 Andy Kelly
- 1996 Tony Christie

TOM LYNCH AWARD

(Presented to the most improved player)

- 1997 Mohamed Woni
- 1998 Mohamed Woni
- 1999 Adam Allenspach
- 2000 Chucky Gilmore
- 2001 Tomas Nagys
- 2002 Jamar McKnight
- 2003 Chey Christie
- 2004 Akin Akingbala
- 2005 Vernon Hamilton
- 2006 Steve Allen
- 2007 K.C. Rivers
- 2008 David Potter
- 2009 Jerai Grant
- 2010 Jerai Grant
- 2011 Xavier Anderson
- 2012 Catalin Baci
- 2013 K.J. McDaniel
- 2014 Landry Nnoko
- 2015 Jaron Blossomgame
- 2016 Sidy Djitte
- 2017 Lyles Davis
- 2018 Elijah Thomas
- 2019 David Skara

SUMTER COUNTY AWARD

(Presented to the player exhibiting the most hustle)

- 1971 Bud Martin
- 1974 Van Gregg

- 1975 Wayne Croft
- 1976 Bruce Harman
- 1977 John Franken
- 1978 Stan Rome
- 1979 Bobby Conrad
- 1980 Bobby Conrad
- 1981 Vincent Hamilton
- 1982 Mike Eppley
- 1983 Mike Eppley
- 1984 Marc Campbell
- 1985 Vincent Hamilton
- 1986 Chris Michael
- 1987 Jeff Holstein
- 1988 Jerry Pryor
- 1989 Jerry Pryor
- 1990 Derrick Forrest
- 1991 Dale Davis
- 1992 Donnell Bruce
- 1993 Kevin Hines
- 1993 Byron Morris
- 1994 Andre Bovain
- 1995 Bill Harder
- 1996 Brian Chester
- 1997 Brian Chester
- 1998 Bill Harder
- 1998 Terrell McIntyre
- 1999 Terrell McIntyre
- 2000 Edward Scott
- 2001 Tomas Nagys
- 2002 Olu Babalola
- 2003 Tomas Nagys
- 2004 Chris Hobbs

AIKEN COUNTY AWARD

(Presented to the player demonstrating the most effort)

- 2005 Cliff Hammonds
- 2006 Cliff Hammonds
- 2007 Cliff Hammonds
- 2008 Matt Morris
- 2009 Bryan Narcisse
- 2010 Tanner Smith

TIGER STRENGTH AWARD

- 2005 Cliff Hammonds
- 2006 Akin Akingbala
- 2007 Cliff Hammonds
- 2008 Cliff Hammonds
- 2009 Catalin Baci
- 2010 Noel Johnson
- 2011 Catalin Baci
- 2012 Bernard Sullivan
- 2013 Jordan Roper
- 2014 Sidy Djitte
- 2015 Jaron Blossomgame
- 2016 Donte Grantham
- 2017 David Skara
- 2018 Gabe DeVoe
- 2019 Lyles Davis

AIR FORCE ROTC AWARD

(Presented to the player who best exhibits the core values of the Air Force, as demonstrated by his integrity, service before self and excellence in all he does)

- 2005 Cliff Hammonds
- 2006 Matt Morris
- 2007 Cliff Hammonds
- 2008 Cliff Hammonds
- 2009 Andre Young
- 2010 Tanner Smith

ROAD WARRIOR AWARD

(Presented by the Cherokee County Clemson Club to the best road game performer)

- 2007 Vernon Hamilton
- 2008 K.C. Rivers
- 2009 K.C. Rivers
- 2010 Trevor Booker


TIGER PRIDE AWARD

- 2011 Tanner Smith
- 2012 Bryan Narcisse
- 2013 Jaron Blossomgame
- 2014 Rod Hall
- 2015 Josh Smith
- 2016 Landry Nnoko
- 2017 Steven Flemming
- 2018 Donte Grantham
- 2019 Trey Jemison

WALK-ON ZAVIER ANDERSON WAS NAMED CLEMSON'S MOST IMPROVED PLAYER IN 2011 AFTER EARNING A SCHOLARSHIP AS A SENIOR.



FORMER HEAD COACHES



FRANK DOBSON (1911-13)

Frank Dobson was a professional baseball player before coming to Clemson, as he was the property of the Pittsburgh Nationals. Walter Riggs, President of the Clemson Athletic Association, thought it was unfair to keep shuffling

coaches year after year. Riggs offered Dobson a three-year contract, the first contract offered and signed by a Clemson coach in any sport.

At Clemson, Dobson coached football, basketball and baseball. He was Clemson's first basketball coach, leading the Tigers to their only undefeated season in history in the inaugural season 1911-12, (4-0). In 1912-13, Clemson finished the basketball season with a 9-5 record. He was head baseball coach in 1911-1913.



JOHN ERWIN (1913-15)

John Erwin is one of only two former players to serve as coach in Clemson basketball history. During his two years as coach, he led Clemson to a 4-8 record overall. In Clemson's first game ever on February 9, 1912, his brother James

scored 58 points against Butler Guards, still an all-time single-game scoring record. He scored all 58 points on 29 field goals, no free throws. He played the center position for the Tigers. John and his brother were also tennis standouts at Clemson.

A.H. WARD (1915-16)

Audley Ward was a professor in agronomy and farm machinery at Clemson. During the 1915-16 season he coached the team on a volunteer basis and the Tigers had a 2-6-1 record.

COUNTRY MORRIS (1916-17, 1919-20)

In the fall of 1916, Morris was an assistant football coach and head coach of both the basketball and baseball teams. After the 1917 football season he enlisted in the Navy for World War I. Upon his discharge in 1919, he came back to Clemson to coach the baseball and basketball teams. After leaving Clemson he was an athletic director, coach, and manager of pro baseball teams. He also coached at the University of Maryland. Morris had a 16-8 record in his career, including a 10-3 record in games played at Clemson and 13-1 in February and March.

JIGGS DONAHUE (1917-19)

Edward Donahue had to be one of the most organized men in the country. During the 1918-19 school year, Donahue was head coach of four Clemson sports: football, basketball, baseball, and track. During his four years at Clemson, he was basketball and baseball coach for two seasons, and head track coach for one season.

He was an outstanding athlete at Washington & Lee, as he played in the backfield on the football team and played catcher on the baseball team. Upon graduation, he was an assistant coach in football and head coach in basketball and baseball.

At Clemson, Donahue had a 6-3 record, including 5-0 in games played in February.

LARRY CONOVER (1920-21)

Conover was a line coach for the Clemson football team in addition to serving as head basketball coach. He played center for Penn State's football team and lettered in football in 1916 and 1917. Conover had a fine 10-4 mark at Clemson, including a perfect 6-0 in games played at Clemson.

E.J. STEWART (1921-23)

E. J. Stewart was head football coach for two years at Clemson, 1921-22. However, he coached more than one sport during his stay at Tigertown. In the spring of 1921, Stewart coached the baseball and track teams while conducting spring football practice. In the fall, Stewart's football team went 1-6-2, but he improved to a 5-4 slate in 1922. He went on to coach the track teams in 1922 and 1923.

He also coached at Nebraska and the University of Texas. At Nebraska, he led the Cornhuskers to a combined record of 11-4 in 1916-1917. They also won the Missouri Valley Conference title both seasons. After leaving the University of Nebraska, he entered the automobile business as President and Treasurer of the Stewart Motor Co. Because of the economic conditions at the time, he decided to go back into coaching.

At Clemson, he had a 19-19 record, including 12-6 in the month of February and 12-7 at home.

BUD SAUNDERS (1923-25)

Bud Saunders graduated from Missouri in 1911, with a bachelors degree in Law. At Missouri, he played football and basketball. He wanted to play two other sports, but a conference rule at the time forbid an athlete from participating in more than two sports.

Saunders was football coach at Knox College before coming to Clemson. In football, Saunders coached for four seasons, 1923-1926. He also coached the basketball teams in 1924 and 1925. His best season in football came in 1923, as he led the Tigers to a 5-2-1 slate. He was 6-28 as a head basketball coach at Clemson.

A.A. GILLIAM (1925-26)

Gilliam was an assistant football coach for the Tiger football team and coached the freshmen team in 1925. As Clemson's head coach the Tigers had a 4-17 record.



JOSH CODY (1927-31)

Josh Cody, fondly known as "big man," will always be a favorite to Clemson fans. Cody, a big man in stature at 6-2, 220 pounds, led Clemson to victories over South Carolina for four straight years in football.

He is the only coach in Clemson history who has been around more than two years who never lost a football game to South Carolina. He also defeated Furman three straight years. Cody had a 13-0-1 record in home games and had a 72 percent winning mark overall, fourth best in Clemson history.

Cody coached Clemson for five seasons, the longest tenure for a Clemson basketball coach in the first 25 years of the sport at Clemson. He had a 48-55 record, including 32-13 at home. Cody passed away on June 17, 1961.

JOE DAVIS (1931-40)

Joe Davis was a graduate of Southwestern University of Memphis. For 36 consecutive years Davis and former Clemson Head Football Coach Jess Neely were one of the most acclaimed coaching tandems in college football, nine years at Clemson and 27 seasons at Rice. Davis became Neely's chief football aide in 1931 at Clemson.

He also coached the basketball team, compiling a 101-86 record in nine seasons. He left Clemson as the school's all-time winningest basketball coach and is still fourth in Clemson history in victories. Davis still has the best winning percentage in road games in Clemson history, as his 44-52 road mark was a 46 percent winning mark. His best basketball season was the 1934-35 team that finished with a 15-3 record overall for a .833 pct, an all-time Clemson record.

At Rice he coached basketball for six seasons and

won or shared three consecutive SWC championships in 1943-45, then added another tri-championship in 1949. The 1945 Rice team, led by two-time All-American Bill Henry, finished with a 20-1 record and is generally recognized as one of Rice's greatest teams ever.



ROCK NORMAN (1940-46)

Rock Norman was one of the state of Virginia's great natural athletes during his day and one of the greatest produced by Roanoke College. Norman spent 51 years in the coaching profession, 34 of them coaching track, basketball, and football at Clemson, The Citadel, Furman and the University of South Carolina. His last college experience was an 18-year stay at Clemson where his track teams won 49 meets and lost 24.

At one time his teams won 17 consecutive meets. He spent six seasons as head basketball coach at Clemson, a position he also held at three other colleges. Norman won state track titles at Clemson in 1940, '41, '42, '43, '49, '51 and '57. He has been enshrined in the South Carolina Athletic Hall of Fame, the Roanoke College Hall of Fame and the Clemson Athletic Hall of Fame. On the hardwood, Norman had a 32-70 record at Clemson.



BANKS MCFADDEN (1946-56)

McFadden was a consensus All-American in both football and basketball in the same calendar year (1939). He is the only Clemson athlete to accomplish this feat and is one reason he was named the nation's most versatile

athlete for 1939.

McFadden was elected to the National Football Hall of Fame in 1959 and received the Distinguished Alumni Award from Clemson in 1966. He was a charter member of the Clemson Athletic Hall of Fame and South Carolina Athletic Hall of Fame. He is the only Clemson player to have his jersey retired in two sports. He was the top scorer and All-American on Clemson's only conference postseason basketball championship team (1938-39).

McFadden coached the Tigers for 10 years, tied for the longest tenure in Clemson basketball history. He was Clemson's coach when the Tigers entered the ACC and he had an 85-131 overall record. His best season was in 1951-52 when the Tigers had a record of 17-7, a 71 percent winning percentage.

That team had an 11-4 conference record, still the most wins in school history in league play. McFadden's Tigers improved their league record five straight years between 1948-52, the first coach in NCAA history to do that. He passed away in June, 2005.



PRESS MARAVICH (1956-62)

Press Maravich was the first coach in school history to guide the Tigers to the championship game of the ACC Tournament. Clemson made a dream run in 1962, Maravich's final year at Clemson. He defeated four top 20 teams in his career, the first Clemson coach to beat a ranked opponent. That first ranked win came in his first year, a 96-94 overtime win against eighth-ranked NC State.

Maravich had a record of 55-96 and his best year came in 61-62 when he took Clemson to the Finals of the ACC Tournament. Clemson beat a sixth ranked Duke team in the semifinals of that tournament, then the highest



FORMER HEAD COACHES

ranked win in Clemson history. He still holds the Clemson record for winning percentage in overtime games, 3-0 in 1956-57, and he also had a 23-19 career mark in games decided by five points or less, also a Clemson record.

Maravich left Clemson and became an assistant coach at NC State before moving up to the head coaching position when Everett Case retired. Maravich later became head coach at Louisiana State where he coached his son, Pete, who went on to become the leading scorer in NCAA history. Maravich passed away on April 15, 1987.



BOBBY ROBERTS (1963-70)

Bobby Roberts coached Clemson for eight seasons and was the head coach when Littlejohn Coliseum opened in 1968. He had an 82-116 record in those eight seasons, including a then record 41 wins over ACC teams.

His best season was a 17-8 campaign in 1966-67, a season that would have been an NCAA Tournament season by today's standards. During that season Clemson beat all four North Carolina ACC schools within eight days, including North Carolina and NC State in the North-South Doubleheader in Charlotte. Duke was ranked 14th and North Carolina third in the UPI poll at the time. Roberts passed away in June 2002.



TATES LOCKE (1970-75)

Tates Locke had a 62-70 record in his five years at Clemson. He coached Clemson to its first ever top 20 season, a No. 19 final ranking in the UPI poll in 1974-75. That team featured Tree Rollins, Clemson's all-time leading

rebounder. That 1974-75 team played in the NIT in New York, Clemson's first postseason tournament appearance in history.

Locke had an outstanding 43-15 record in games at Littlejohn Coliseum, and he posted a 6-2 career record in overtime games, best in Clemson history on a percentage basis. Locke defeated five ranked teams in his career, including wins over No. 3 Maryland, No. 10 North Carolina and No. 4 NC State in the same season.

Locke served as an NBA scout and executive with the Portland Trailblazers.



BILL FOSTER (1975-84)

Bill Foster is the third-winningest coach in Clemson history on a percentage basis. He is third to Oliver Purnell and Rick Barnes on a percentage basis in ACC games (.373) and ACC road games (.233). Foster won

156 and lost 106 in his nine years as head coach. He is tied for the most top-20 wins (16) in Clemson history and also won 13 games in overtime, also a program record.

Foster's best year was 1979-80 when he guided the Tigers to a 23-9 record and the Final Eight of the NCAA Tournament, the farthest Clemson has advanced in the history of the NCAA Tournament. The Tigers defeated six Top 20 teams that year, still a single season record for ranked wins. That includes Clemson's only victory in history over the No. 1 ranked team (87-82 vs. Duke).

Foster left Clemson in 1984 to restart the Miami (Fla.) program and then was the head coach at Virginia Tech. In 1995-96 he took Virginia Tech to the Sweet 16 of the NCAA Tournament and has won at least 25 games

in 1994-95 and 1995-96. His 1994-95 Virginia Tech team won the NIT. He retired after the 1996-97 season with 532 career wins and resides in Boone, NC. He was inducted into the Clemson Hall of Fame in 2001. In September of 2005 he received the Bobby Roberts Award from the Augusta Sports Council for lifetime contributions to college basketball.

A 1958 graduate of Carson-Newman, he was inducted into the Eagles' Hall of Fame in 2007. Foster passed away May 27, 2015 after a long bout with Parkinson's disease.



CLIFF ELLIS (1984-94)

Cliff Ellis is Clemson's winningest coach in history on a total victories basis (177-128). Ellis coached Clemson for 10 years and the Tigers went to eight postseason tournaments, three NAAs and five NITs. He coached Clemson to the

ACC regular season title in 1989-90, the only regular season ACC title in Clemson history. The Tigers had a 24-8 record that year. His 1986-87 Tiger team won a record 25 games.

Ellis set 33 Clemson coaching records, including ACC regular season victories, victories at home and home winning percentage. He coached Clemson to three NCAA Tournament appearances in a four-year period (1986-90). He left Clemson after the 1993-94 season to become the head coach at Auburn and he took the Tigers to the NCAA Tournament and a top-10 national ranking in 1998-99.

Ellis won 22 games over top-25 teams in his 10 years at Clemson, including an upset of 12th-ranked Florida State in the 1993 ACC Tournament, and a victory over a No. 2 North Carolina team in 1994.

Ellis was named ACC Coach-of-the-Year in 1986-87 and 1989-90, the only Clemson coach to win that award. After a short stint in broadcasting, he has been the head coach at Coastal Carolina University since 2007. He was inducted into Clemson's Athletic Hall of Fame in 2013 and in 2015, became the first coach in Division I history with 150 or more wins at four different schools.



RICK BARNES (1994-98)

Rick Barnes was the first coach in Clemson history to take the Tigers to the NCAA tournament three consecutive years. He brought Clemson to the NIT in 1994-95 and to the NAAs in 1995-96, 1996-97 and 1997-98, meaning

Clemson was in postseason play every year of his tenure.

His top season was his third year, 1996-97, when he coached Clemson to a 16-1 start and a number-two national ranking. The season opened with a 79-71 overtime victory against defending National Champion Kentucky. The team ended the season 23-10 and ranked eighth in the final USA Today poll.

Picked last in the ACC prior to his first season, he shocked the basketball world by winning his first 10 games, including a 75-70 victory over No. 9 Duke in Cameron Indoor Stadium. His second season featured an 18-11 record, including Clemson's first ever ACC Tournament victory over 20th ranked North Carolina.

The Tigers were ranked fifth in the nation in the preseason poll of 1997-98, an example of the level of respect Barnes had brought to the program. Clemson defeated three top 25 teams in 1997-98, including sixth-ranked South Carolina.

The school established attendance records on a per game and total basis in 1996-97 and 1997-98. He was the head coach at the University of Texas from 1998

through 2015, taking the Longhorns to the Final Four in 2004. He is now the head coach at the University of Tennessee and took that program to the 2018 and 2019 NCAA Tournament.



LARRY SHYATT (1998-2003)

Larry Shyatt won 70 games during his five years as the head coach at Clemson. He succeeded Rick Barnes, with whom he had served as associate head coach from 1994-95 through 1996-97. Shyatt

was given much credit for Clemson's run to a Sweet 16 finish in 1996-97. After coaching Wyoming in 1997-98, he returned to Clemson.

He immediately led Clemson to a 20-15 record and an NIT berth in his first season, 1998-99. The Tigers defeated Georgia, Rutgers, Butler and Xavier to advance to the championship game versus California. Clemson fell just short, losing by only one point on the last possession of the game. His 20 victories set a Clemson record for wins by a rookie coach and he became just the third ACC coach in history to win 20 games in his first year with a league program.

Shyatt defeated North Carolina three different times over his tenure. The biggest win of his tenure was a 75-65 upset in 2001, when the Tar Heels were ranked No. 1 in the nation. He also defeated the Tar Heels in 1999 and 2003. During his final season, Clemson started 9-0, which included a victory over basketball power Cincinnati.

Shyatt was an assistant coach at Florida when the Gators won consecutive NCAA titles in 2006 and 2007. He coached two stints at the University of Wyoming, before leaving the Cowboys in 2016 for an assistant coach position with the Dallas Mavericks.



OLIVER PURNELL (2003-10)

Oliver Purnell coached for seven seasons at Clemson and guided the Tigers to six postseason appearances, including three NCAA Tournaments in his final three years with the program.

Purnell concluded his career with the Tigers as the winningest coach in Clemson history on a percentage basis. His teams compiled a 138-88 record, which equates to a .611 winning mark.

His 2006-07 team matched a school record by winning 25 games. The team set a Clemson standard with a 17-0 start to the season and advanced to the championship game of the NIT.

He coached the 2007-08 team to a berth in the ACC Championship game, just the second in history for the Tigers. The team won 24 games, including 10 in the regular season ACC race to match a school record.

His 2008-09 team went 23-9 overall, 9-7 in the ACC and handed a top-10 Duke team their worst loss in 19 years when Clemson won 74-47 over the Blue Devils at home. It was the signature victory during the Purnell era.

The 2009-10 team followed with another 9-7 mark in league play, making it the only time in Clemson history the Tigers posted three consecutive winning seasons against ACC competition.

Several players flourished under Purnell's watch. Trevor Booker was a first-team All-ACC forward in 2010 and went on to be a first-round draft pick (No. 23 overall) by the Washington Wizards. He also coached Cliff Hammonds, the ACC's "Skip" Prosser Award winner in 2008, and K.C. Rivers, a second-team All-ACC performer the same season.

Purnell left Clemson to coach five seasons at DePaul University through the 2014-15 season. He is now retired

COACHING RECORDS

SEASON VICTORIES

Overall: 25, Cliff Ellis, 1986-87, Oliver Purnell, 2006-07, Brad Brownell, 2017-18
Consecutive: 17, Cliff Ellis, 1986-87 & Oliver Purnell, 2006-07
Consecutive Start of a Career: 10, Rick Barnes, 1994-95
First Year: 22, Brad Brownell, 2010-11
In ACC Regular Season: 11, Brad Brownell, 2017-18
Consecutive ACC: 7, Bobby Roberts, 1966-67
Against AP Top 20: 6, Bill Foster, 1979-80
5 points or less: 8, Oliver Purnell, 2006-07; Brad Brownell, 2013-14
ACC 5 points or less: 6, Cliff Ellis, 1986-87; Brad Brownell, 2017-18
In Overtime: 3, 3 coaches in 3 seasons
Home: 16, Oliver Purnell, 2006-07; Brad Brownell, 2013-14
ACC Home: 8, Brad Brownell, 2017-18
Consecutive ACC Home: 7, Bill Foster, 1979-80, Cliff Ellis, 1989-90 & Oliver Purnell, 2007-08
Road: 10, 3 coaches in 3 seasons
Consecutive Road: 10, Cliff Ellis, 1986-87
Consecutive ACC Road: 5, Cliff Ellis, 1986-87

WINNING PERCENTAGE

Overall: .833 (15-3), Joe Davis, 1934-35
Min. 20 Games: .806 (25-6), Cliff Ellis, 1986-87
Road: .833 (10-2), Cliff Ellis, 1986-87
Home: 1.000 (15-0), Bill Foster, 1979-80, 1.000 (14-0) & Cliff Ellis, 1989-90
ACC Regular Season: .714 (10-4), Cliff Ellis, 1986-87, 89-90
ACC Home: 1.000 (7-0), Bill Foster, 1979-80 & 1.000 (7-0), Cliff Ellis, 1986-87
ACC Road: .714 (5-2), Cliff Ellis, 1986-87
First Year: .647 (22-12), Brad Brownell, 2010-11
Overtime (Min. 2 games): 1.00 (3-0), Press Maravich, 1956-57
Games decided 5 points or less: .875 (7-1), Cliff Ellis, 1986-87
ACC games decided 5 points or less: .857 (6-1), Cliff Ellis, 1986-87

ACC ERA (1953-PRESENT) BASKETBALL STAFF MEMBERS

AHEARN, DAN (Providence '93) Graduate Assistant 1994-96; Director of Basketball Operations 1996-98
BAIZE, JONAH (Clemson '11) Graduate Manager 2012-13
BERNSTEIN, SPENCER (Clemson '00) Graduate Manager 2000-02
BENDER, DICK (Western Maryland '86) Director of Operations, 2010-14, Assistant Coach 2016-Present
BOWMAN, NICK (Eastern Kentucky '10) Director of Recruiting, 2015-18
BRENNAN, JIM (Clemson '65) Assistant Coach 1965-70
BRADLEY, RON (Eastern Nazarene '74) Associate Head Coach 2003-10
BROWN, LARRY (Stephen F. Austin '71) Assistant Coach 1991-93
BROWN, STEWART (Clemson '15) Graduate Manager, 2015-16
BUCKLIN, MATT (Georgia '12) Director of Operations 2018-Present
BUTTERS, TEE (Clemson '11) Graduate Manager 2011-12
BRYANT, CLINT (Bel. Abbey '77) Assistant Coach 1977-84

CAREER VICTORIES

Overall: 177, Cliff Ellis (177-128), 1985-94
ACC Regular Season: 76, Brad Brownell (76-82), 2010-19 vs. **ACC Teams:** 80, Brad Brownell (80-91), 2010-19
At Home: 123, Cliff Ellis (123-36), 1985-94
Consecutive Home: 29, Cliff Ellis (1988-90)
Away: 45, Joe Davis (45-51), 1932-40
ACC Home: 42, Cliff Ellis (42-31), 1985-94
ACC Away: 16, Oliver Purnell (16-40), 2003-10 vs. **AP Top 20:** 16, Bill Foster, 1976-84 & Cliff Ellis, 1985-94 vs. **AP Top 25:** 22, Cliff Ellis, 1985-94
5 points or less: 37, Cliff Ellis (37-39), 1985-94
ACC 5 points or less: 23, Cliff Ellis (23-21), 1985-94
In Overtime: 13, Bill Foster (13-10), 1976-84
Years as Coach: 10, Banks McFadden, 1947-56 & Cliff Ellis, 1985-94

WINNING PERCENTAGE

(Minimum three years experience)

Overall: .611, Oliver Purnell (138-88), 2003-10 vs. **ACC Teams:** .468, Brad Brownell (80-91), 2010-19
At Home: .808, Cliff Ellis (123-36), 1985-94
Away: .458, Joe Davis (44-52), 1932-40
ACC Home: .671, Brad Brownell (53-26), 2010-17
ACC Away: .286, Oliver Purnell (16-40), 2003-10
5 points or less: .510, Oliver Purnell (25-24), 2003-10
ACC 5 points or less: .523, Cliff Ellis (23-21), 1985-94
In Overtime: .750, Bates Locke (6-2), 1971-75

CAMPBELL, DAVE (Catawba '66) Assistant Coach 1983-84
CLAUNCH, AUSTIN (Emory '12) Graduate Manager 2013-15
CLENDINEN, BILL (Florida State '59) Assistant Coach 1970-75
COUSINS, BRIAN (Providence '91) Assistant Coach 1997-98
D'ALESSANDRO, BEN (Providence '95) Director of Basketball Operations 2003-05
DALLESSIO, JERRY (Notre Dame '74) Assistant Coach 1988-89
DEAN, ANTONIO REYNOLDS (Rhode Island, '99) Assistant Coach 2017-Present
DEN BOER, TOM (Carroll College '84) Volunteer Assistant 1986-87; Director of Basketball Operations 1989-91
DRISCOLL, MATT (Slippery Rock '92) Assistant Coach 1998-2003
DUNCAN, SCOTT (Wooster '78) Assistant Coach 1998-2000
FAULKNER, JERRY (Newberry '67) Assistant Coach 1980-84
FELTON, DENNIS (Howard '85) Assistant Coach 1994-97; Associate Head Coach 1997-98
GAFFNEY, JIMMY (Presbyterian College '82) Graduate Assistant 1983-84
GAITHER, TOMMY (Clemson '69) Graduate Assistant 1974-75
GLEATON, CJ (Anderson '16) Graduate Manager 2016-18
GOINS, ANTHONY (St. John's '08) Assistant Coach 2019-Present
GORDON, ADAM (Tampa '06) Graduate Assistant 2008-11
GORDY, LEN (Arizona '77) Assistant Coach 1985-92
GRANT, EARL (Georgia College '00) Assistant Coach 2010-14
HANKS, MAURY (Cal State Northridge '84) Assistant Coach 1985-87
HARRIS, EUGENE (Florida State '78) Assistant Coach 1984-94
HARRISON, CHARLIE (Guilford '71) Assistant Coach 1974-75
HAMILTON, VERNON (Clemson '07) Graduate Manager, 2014-16
HESKETT, TIM (Oklahoma '01) Graduate Assistant 2002-04

HILL, GEORGE (Auburn '51) Assistant Coach 1970-72
HOGAN, DON (South Alabama '82) Assistant Coach 1984-87
HUSSEY, BOBBY (Appalachian State '62) Assistant Coach 1989-91; Assistant Coach 2000-03
KAISER, TOM (Army '82) Graduate Assistant 1987-88
KINGERY, JOE (Shorter '66) Assistant Coach 1975-80
KOHTALA, ED (Maine '79) Graduate Assistant 1997-98
KRAJACK, GEORGE (Clemson '60) Assistant Coach 1962-65
LAING, ROBBIE (Troy '81) Assistant Coach 1993-94
LOUCKS, RAY (Miami-OHIO '69) Assistant Coach 1972-73
LUTZ, BOBBY (UNC Charlotte '80) Director of Basketball Operations 1984-85; Assistant Coach 1985-86
MALPASS, CLIFF (Carson-Newman '61) Asst. Coach 1970-74
MARTIN, BRUCE (Clemson '94) Graduate Assistant 1998-2000; Director of Basketball Operations 2000-03
MARSHALL, RICH (Marquette '81) Assistant Coach 1989-90
MCDONALD, KEN (Providence '92) Assistant Coach 1994-98
McGILLAN, RILEY (Clemson '17) Graduate Manager 2017-18
McKAY, LUCAS (UNC Wilmington '06) Director of Operations, 2014-18; Director of Recruiting 2018-19
MORRELL, MICHAEL (Milligan '05) Graduate Assistant 2007-08; Director of Basketball Operations 2008-10
MUSE, BILL (Mississippi '79) Assistant Coach 1990-92
MUSSELMAN, ART (The Citadel '60) Assistant Coach 1968-70
NASH, CARL (Fort Lewis College '82) Assistant Coach 1993-94
NICKELBERRY, KEVIN (Virginia Wesleyan '86) Assistant Coach 2003-06
NORMAN, A.W. "ROCK" (Roanoke College '13) Assistant Coach 1956-57
PAYNE, EDDIE (Wake Forest '75) Graduate Assistant 1975-77; Volunteer Assistant 1977-78
PEARSON, PHILIP (Alabama '93) Director of Recruiting 2019-Present
POSTORINO, JOSH (Dayton '99) Director of Basketball Operations 2007-08; Assistant Coach 2008-10
RAINEY, DWIGHT (Shorter '67) Assistant Coach 1975-83
RAY, RICK (Grand View '94) Associate Head Coach 2010-12
RILEY, RICHIE (Eastern Kentucky '05) Assistant Coach 2014-16
ROBERSON, WILL (Davidson '02) Graduate Assistant 2006-07
ROBERTS, BOBBY (Furman '53) Assistant Coach 1958-62
SHYATT, LARRY (Wooster '73) Associate Head Coach 1994-97
SIMMONS, MARTY (Evansville '88) Assistant to the Head Coach 2018-Present
SKELTON, BOBBY (Clemson '80) Graduate Assistant 1986-88; Director of Basketball Operations 1991-96
SMART, SHAKA (Kenyon '99) Assistant Coach 2006-08
SMITH, FRANK (Old Dominion '88) Assistant Coach 2003-10
SMITH, STEVE (Trinity College '02) Assistant Coach 2012-19
SOLOMON, ANTHONY (Virginia '87) Director of Basketball Operations 1998-2000
STRUNK, BOB (Belmont Abbey '75) Volunteer Assistant 1978-83
TAILOR, AMIT (Illinois '08) Video Coordinator 2016-Present
TILLIS, DARREN (Paul Quinn College '96) Assistant Coach 1999-2003
WADE, WILL (Clemson '05) Graduate Assistant 2005-06; Director of Basketball Operations 2006-07
WASHINGTON, RUDY (University of the Redlands '80) Assistant Coach 1984-85
WELP, ALEX (Wittenberg '01) Director of Basketball Operations 2005-06
WILLIAMS, MIKE (Greensboro College '76) Graduate Assistant 1983-84
WINIECKI, MIKE (Richmond '89) Assistant Coach 2010-12; Associate Head Coach 2012-17

CLEMSON HEAD COACHING SUMMARY

Name	Seasons	Years	Home	Away	Neut.	Non Conf	ACC Teams	Nov-Dec	Jan	Feb	Mar	Overall
Frank Dobson	2	1912-13	6-2	7-3	0-0				3-1	9-4	1-0	13-5
John Erwin	2	1914-15	2-1	2-7	0-0				1-2	2-4	1-2	4-8
A.H. Ward	1	1916	1-2-1	1-4	0-0				1-2	1-4-1	0-0	2-6-1
Country Morris	2	1917/1920	10-3	6-5	0-0				3-7	12-1	1-0	16-8
Jiggs Donahue	2	1918-19	5-0	1-3	0-0				1-1	5-0	0-2	6-3
Larry Conover	1	1921	6-0	4-4	0-1				3-1	6-4	1-0	10-5
E.R. Stewart	2	1922-23	12-7	7-11	0-1				6-13	12-6	1-0	19-19
Bud Sanders	2	1924-25	4-12	1-18	1-1				2-16	4-15	0-0	6-31
A.A. Gilliam	1	1926	2-6	2-11	0-0				2-9	2-8	0-0	4-17
Josh Cody	5	1927-31	30-13	18-38	0-4			4-5	19-29	24-20	1-1	48-55
Joe Davis	9	1932-40	51-29	45-51	5-5			5-7	36-37	54-40	6-2	101-86
Rock Norman	6	1941-46	19-31	12-37	1-2			2-6	13-28	17-36	0-0	32-70
Banks McFadden	10	1947-56	45-48	34-75	6-8			22-36	26-40	37-49	0-6	85-131
Press Maravich	6	1957-62	28-25	14-40	13-31	30-37	25-59	20-34	14-28	18-27	3-7	55-96
Bobby Roberts	8	1963-70	45-32	28-57	9-27	41-45	41-71	20-30	30-34	31-45	1-7	82-116
Tates Locke	5	1971-75	43-15	11-38	8-17	42-28	20-42	23-14	19-24	16-24	4-8	62-70
Bill Foster	9	1976-84	102-36	31-50	23-20	112-32	44-74	72-15	38-43	37-36	9-12	156-106
Cliff Ellis	10	1985-94	123-36	33-73	21-19	118-28	59-100	83-16	43-46	36-43	15-23	177-128
Rick Barnes	4	1994-98	48-13	16-25	10-10	44-8	30-40	37-4	16-18	13-17	8-9	74-48
Larry Shyatt	5	1998-03	51-31	9-40	10-13	49-21	21-62	44-16	7-32	14-24	5-12	70-84
Oliver Purnell	7	2003-10	88-26	32-46	18-15	84-19	54-69	77-12	23-31	22-27	16-18	138-88
Brad Brownell	9	2010-19	114-39	32-65	23-23	89-38	80-91	81-32	38-33	30-36	20-26	169-127



NBA PLAYER STATISTICS

RANDY MAHAFFEY (1967-71)

Year, Team	GP	FGM-FGA	Pct	FTM-FTA	Pct	Reb	Avg	Ast	Pts	Avg
1967-68, Kentucky	75	373-875	.426	281-411	.684	684	9.1	129	1027	13.7
1968-69, Kentucky-New York	79	351-828	.424	232-329	.705	571	7.2	99	934	11.8
1969-70, Carolina	84	367-821	.447	194-283	.686	681	8.1	164	928	11.0
1970-71, Carolina	83	385-791	.487	156-239	.653	618	7.4	115	926	11.2
Totals	321	1476-3315	.445	863-1262	.684	2554	8.0	507	3815	11.9

SKIP WISE (1975-76)

Year, Team	GP	FGM-FGA	Pct	FTM-FTA	Pct	Reb	Avg	Ast	Pts	Avg
1975-76, San Antonio	2	2-4	.500	0-0	.000	3	1.5	1	4	2.0

TREE ROLLINS (1977-95)

Year, Team	GP	FGM-FGA	Pct	FTM-FTA	Pct	Reb	Avg	Bls	Pts	Avg
1977-78, Atlanta	80	253-520	.487	104-148	.703	552	6.9	218	610	7.6
1978-79, Atlanta	81	297-555	.535	89-141	.631	588	7.3	254	683	8.4
1979-80, Atlanta	82	287-514	.558	157-220	.714	774	9.4	244	731	8.9
1980-81, Atlanta	40	116-210	.552	46-57	.807	286	7.2	117	276	7.0
1981-82, Atlanta	79	202-346	.584	79-129	.612	611	7.7	224	483	6.1
1982-83, Atlanta	80	261-512	.510	98-135	.726	743	9.3	343	620	7.8
1983-84, Atlanta	77	274-529	.518	118-190	.621	593	7.7	277	666	8.6
1984-85, Atlanta	70	186-339	.549	67-93	.720	442	6.3	167	439	6.3
1985-86, Atlanta	74	173-347	.499	69-90	.767	458	6.2	167	415	5.6
1986-87, Atlanta	75	171-313	.546	63-87	.724	488	6.5	130	405	5.4
1987-88, Atlanta	76	133-260	.512	70-80	.875	459	6.0	132	336	4.4
1988-89, Cleveland	60	62-138	.449	12-19	.632	139	2.3	38	136	2.3
1989-90, Cleveland	48	57-125	.456	11-16	.688	153	3.2	53	125	2.6
1990-91, Detroit	37	14-33	.424	8-14	.571	42	1.1	20	36	1.0
1991-92, Houston	59	46-86	.535	26-30	.857	171	2.9	62	118	2.0
1992-93, Houston	42	11-41	.268	9-12	.750	60	1.4	15	31	0.7
1993-94, Orlando	45	29-53	.547	18-30	.600	96	2.1	35	76	1.7
1994-95, Orlando	51	20-42	.476	21-31	.677	95	1.9	36	61	1.2
Totals	1156	2592-4963	.522	1065-1522	.700	6750	5.8	2542	6247	5.4

LARRY NANCE (1981-94)

Year, Team	GP	FGM-FGA	Pct	FTM-FTA	Pct	Reb	Avg	Ast	Pts	Avg
1981-82, Phoenix	80	227-436	.521	75-117	.641	256	3.2	71	529	6.6
1982-83, Phoenix	82	588-1069	.550	193-287	.672	710	8.7	217	1370	16.7
1983-84, Phoenix	82	601-1044	.576	249-352	.707	678	8.3	173	1451	17.7
1984-85, Phoenix	51	515-877	.587	180-254	.709	536	8.8	104	1211	19.9
1985-86, Phoenix	73	582-1001	.581	310-444	.698	618	8.5	130	1474	20.2
1986-87, Phoenix	69	585-1062	.551	381-493	.773	599	8.7	148	1552	22.5
1987-88, Phoenix	40	327-616	.531	187-249	.751	394	9.9	96	843	21.1
1987-88, Cleveland	27	160-304	.527	117-141	.830	213	7.9	63	437	16.2
1988-89, Cleveland	73	496-920	.539	267-334	.799	581	8.0	206	1259	17.2
1989-90, Cleveland	62	412-807	.511	186-239	.778	516	8.3	122	1011	16.3
1990-91, Cleveland	80	635-1211	.524	265-330	.803	686	8.6	200	1537	19.2
1991-92, Cleveland	81	556-1032	.539	263-320	.822	670	8.3	243	1375	17.0
1992-93, Cleveland	77	533-971	.549	202-247	.818	668	8.7	198	1268	16.5
1993-94, Cleveland	33	153-314	.487	64-85	.753	227	6.9	55	370	11.2
TOTALS	910	6370-11664	.546	2939-3892	.755	7352	8.1	2027	15687	17.2

HORACE GRANT (1987-2004)

Year, Team	GP	FGM-FGA	Pct	FTM-FTA	Pct	Reb	Avg	Bsk	Pts	Avg
1987-88, Chicago	81	254-501	.501	114-182	.626	447	5.5	53	622	7.7
1988-89, Chicago	79	405-781	.519	140-199	.704	681	8.6	62	950	12.0
1989-90, Chicago	80	446-853	.523	179-256	.699	629	7.9	85	1071	13.4
1990-91, Chicago	78	401-733	.547	197-277	.711	659	8.4	69	1000	12.8
1991-92, Chicago	81	457-790	.578	235-317	.741	807	10.0	131	1149	14.2
1992-93, Chicago	77	421-829	.508	174-281	.619	729	9.5	96	1017	13.2
1993-94, Chicago	70	460-878	.524	137-230	.596	769	11.0	84	1057	15.1
1994-95, Orlando	74	401-707	.567	146-211	.692	715	9.7	88	948	12.8
1995-96, Orlando	63	347-677	.516	152-207	.734	580	9.2	74	847	13.4
1996-97, Orlando	67	358-695	.515	128-179	.715	600	8.5	65	845	12.6
1997-98, Orlando	76	393-857	.459	135-199	.678	618	8.1	79	921	12.1
1998-99, Orlando	50	198-456	.434	47-70	.671	351	7.0	60	443	8.9
1999-00, Seattle	76	266-599	.444	80-111	.721	591	7.8	60	612	8.1
2000-01, La. Lakers	77	263-569	.462	131-169	.775	545	7.1	61	657	8.5
2001-02, Orlando	76	264-515	.512	80-111	.720	481	6.3	49	608	8.0
2002-03, Orlando	5	13-25	.520	0-0	.000	8	1.6	0	26	5.2
2003-04, La. Lakers	55	92-224	.411	39-54	.722	233	4.2	21	223	4.1
Totals	1165	5439-10695	.509	2114-3053	.692	9,443	8.1	1136	12996	11.2

ELDEN CAMPBELL (1990-2005)

Year, Team	GP	FGM-FGA	Pct	FTM-FTA	Pct	Reb	Avg	Bsk	Pts	Avg
1990-91, La. Lakers	52	56-123	.455	32-49	.653	96	1.8	38	144	2.8
1991-92, La. Lakers	81	220-491	.448	138-223	.619	423	5.2	159	578	7.1
1992-93, La. Lakers	79	238-520	.458	130-204	.637	332	4.2	100	606	7.7
1993-94, La. Lakers	76	373-808	.462	188-273	.689	519	6.8	146	934	12.3
1994-95, La. Lakers	73	360-785	.459	193-290	.665	445	6.1	132	913	12.5
1995-96, La. Lakers	82	447-888	.503	249-349	.713	623	7.6	212	1143	13.9
1996-97, La. Lakers	77	442-942	.469	263-370	.711	615	7.9	117	1148	14.9
1997-98, La. Lakers	81	289-624	.463	237-342	.693	455	5.6	102	816	10.1
1998-99, La./Charlotte	49	222-465	.477	172-269	.639	397	8.1	73	616	12.6
1999-00, Charlotte	78	370-829	.446	247-358	.690	590	7.6	150	987	12.7
2000-01, Charlotte	78	367-834	.440	288-406	.709	608	7.8	140	1022	13.1
2001-02, Charlotte	77	384-794	.483	306-384	.796	530	6.9	137	1074	13.9
2002-03, Seattle	56	117-295	.397	109-136	.801	181	3.2	39	343	6.1
2003-04, Detroit	65	138-314	.439	85-124	.685	209	3.2	50	361	5.6
2004-05, N.J./Detroit	40	39-123	.317	42-55	.764	93	2.3	7	120	3.0
Totals	1044	4062-8835	.460	2679-3832	.699	6116	5.9	1602	10805	10.3

DALE DAVIS (1991-2007)

Year, Team	GP	FGM-FGA	Pct	FTM-FTA	Pct	Reb	Avg	Bsk	Pts	Avg
1991-92, Indiana	64	154-279	.552	87-152	.572	410	6.4	74	395	6.2
1992-93, Indiana	78	304-535	.568	119-225	.529	723	9.3	148	727	8.9
1993-94, Indiana	66	308-582	.529	155-294	.527	718	11.0	106	771	11.7
1994-95, Indiana	74	324-576	.563	138-259	.533	696	9.4	116	786	10.6
1995-96, Indiana	78	334-599	.558	135-289	.467	709	9.1	112	803	10.3

1996-97, Indiana	80	370-688	.538	92-215	.428	772	9.6	77	832	10.4
1997-98, Indiana	78	273-498	.548	80-172	.465	611	7.8	87	626	8.0
1998-99, Indiana	50	161-302	.533	76-123	.618	416	8.3	57	398	8.0
1999-00, Indiana	74	302-602	.502	139-203	.685	729	9.9	94	743	10.0
2000-01, Portland	81	242-487	.497	96-152	.632	606	7.5	76	580	7.2
2001-02, Portland	78	296-508	.582	150-212	.707	688	8.8	83	742	9.5
2002-03, Portland	78	237-438	.541	105-166	.633	564	7.2	70	579	7.4
2003-04, Portland	76	133-281	.473	65-106	.613	398	5.2	62	331	7.4
2004-05, G. State/Ind.	61	112-234	.479	60-99	.606	375	6.1	65	284	4.7
2005-06, Detroit	28	9-24	.375	8-15	.533	53	1.9	9	26	0.9
2006-07, Detroit	46	33-74	.446	17-26	.654	137	3.0	34	83	1.8
Totals	1,094	3592-6779	.530	1522-2708	.562	8605	7.9	1270	8706	8.0

CHRIS WHITNEY (1993-2004)

Year, Team	GP	FGM-FGA	Pct	3FG-FGA	Pct	FTM-FTA	Pct	Reb	Ast	Pts	Avg
1993-94, San Antonio	40	25-82	.305	10-30	.333	12-15	.800	29	53	72	1.8
1994-95, San Antonio	25	14-47	.298	3-19	.158	11-11	1.00	24	28	42	1.7
1995-96, Washington	21	45-99	.455	19-44	.432	41-44	.932	33	51	150	7.1
1996-97, Washington	82	139-330	.421	58-163	.356	94-113	.832	104	182	430	5.2
1997-98, Washington	82	126-355	.355	52-169	.308	118-129	.915	115	196	422	5.1
1998-99, Washington	39	64-156	.410	32-95	.337	27-31	.871	47	69	187	4.8
1999-00, Washington	82	217-521	.417	96-255	.376	112-132	.848	134	313	642	7.8
2000-01, Washington	59	182-470	.387	93-248	.375	101-113	.894	106	248	558	9.5
2001-02, Washington	82	274-656	.417	131-323	.405	154-175	.880	152	314	833	10.2
2002-03, Denver/Orl.	51	124-349	.355	50-164	.305	57-69	.826	67	145	355	7.0
2003-04, Washington	16	17-45	.378	8-18	.444	5-5	1.00	15	14	47	2.9
Totals	579	1227-3110	.395	552-1528	.361	732-837	.875	815	1613	3738	6.5

ALL-TIME LETTERMEN

A

Abee, Russ.....	1939-40
Abraham, Colon.....	1974-75, 75-76, 76-77, 77-78
Ajukwa, Austin.....	2013-14, 14-15
Akingbala, Akin.....	2002-03, 03-04, 04-05, 05-06
Allen, Steve.....	2001-02, 03-04, 04-05, 05-06
Allenspach, Adam.....	1997-98, 98-99, 99-00, 00-01
Amestoy, Ryan.....	1991-92
Anderson, Xavier.....	2007-08, 08-09, 09-10, 10-11
Angel, Dave.....	1970-71, 71-72, 72-73
Antoncik, Rudy.....	1963-64, 65-66
Asbill, Henry.....	1927-28
Ayers, Walt.....	1964-65, 65-66, 66-67
Ayoob, Joe.....	1964-65, 65-66, 66-67

B

Babalola, Olu.....	2001-02, 02-03, 03-04, 04-05
Baciu, Catalin.....	2008-09, 09-10, 10-11, 11-12
Bagnal, Thurston.....	1939-40
Baines, Pasha.....	1999-00, 00-01
Baize, Jonah.....	2007-08, 08-09, 09-10, 10-11
Belich, Milan.....	1981-82, 82-83
Bell, Dwight.....	1945-46, 46-47, 47-48, 48-49
Benedict, Buddy.....	1963-64, 64-65, 65-66
Benson, Bob.....	1959-60, 60-61, 61-62
Best, Michael.....	1985-86
Bethea, Jo Jo.....	1973-74, 74-75
Betko, Julian.....	2002-03
Blackman, Anthony.....	1984-85
Blalock, Joe.....	1940-41
Blossomgame, Jaron.....	2013-14, 14-15, 15-16, 16-17
Bohonak, Mike.....	1961-62, 62-63, 63-64
Bolick, R.A.....	1943-44
Bonzalak, Bill.....	1960-61
Booker, Devin.....	2009-10, 10-11, 11-12, 12-13
Booker, Trevor.....	2006-07, 07-08, 08-09, 09-10
Bounellis, D.N.....	1943-44
Bovain, Andre.....	1990-91, 91-92, 92-93, 93-94
Bowie, Paul.....	1934-35
Boyd, Bobby.....	1944-45
Braddick, Dustin.....	1998-99, 99-00, 00-01
Brennan, Jim.....	1961-62, 62-63, 63-64
Brinkley, Ed.....	1955-56, 56-57, 57-58
Brown, Colby.....	1987-88, 88-89, 89-90, 90-91
Brown, David.....	1974-75, 75-76, 76-77
Brown, Jeff.....	1992-93, 93-94
Brown, Jive.....	1971-72, 72-73
Brown, Michael.....	1986-87
Brown, T.I.....	1933-34, 34-35, 35-36
Browning, Mike.....	1971-72, 72-73
Bruce, Donnell.....	1987-88, 88-89, 89-90, 90-91
Bryce, Jack.....	1936-37, 37-38, 38-39
Bryce, W.....	1934-35, 35-36, 36-37
Buchanan, Dude.....	1938-39, 39-40, 40-41
Buckingham, Wayne.....	1989-90, 91-92, 92-93, 93-94
Buckner, Greg.....	1994-95, 95-96, 96-97, 97-98
Budde, Ron.....	1994-95
Burks, Eric.....	1990-91
Burnisky, Gary.....	1961-62, 62-63, 63-64
Butchko, Andy.....	1974-75, 75-76
Bynum, Clarke.....	1980-81, 81-82, 82-83, 83-84
Bynum, Ed.....	1984-85

C

Calhoun, Pat.....	1931-32
Campbell, Elden.....	1986-87, 87-88, 88-89, 89-90
Campbell, John.....	1977-78, 78-79, 79-80
Campbell, Marc.....	1980-81, 81-82, 82-83, 83-84
Cameron, Tom.....	1955-56, 56-57, 57-58
Capehart, Tim.....	1973-74
Carter, R.A.....	1936-37
Carver, Don.....	1957-58, 58-59, 59-60
Cash, Marion.....	1988-89, 89-90
Channell, Hank.....	1964-65, 65-66, 66-67
Chappell, H.W.....	1943-44
Chester, Brian.....	1994-95, 95-96, 96-97
Cheves, Bobby.....	1935-36, 36-37, 37-38
Chiple, Bill.....	1940-41
Christie, Chey.....	2001-02, 02-03, 03-04
Christie, Tony.....	1995-96, 96-97, 97-98, 98-99
Clark, Harold.....	1929-30, 30-31, 31-32
Clark, Chip.....	1942-43, 43-44
Clarke, Frank.....	1957-58
Clifton, Dwon.....	2000-01
Coakley, John.....	1968-69, 69-70, 70-71
Code, Merl.....	1993-94, 94-95, 95-96, 96-97
Cohn, Sam.....	1965-66
Coleman, Devin.....	2011-12, 12-13
Coles, Greg.....	1975-76, 76-77, 77-78, 78-79
Conant, Scott.....	1973-74
Conrad, Bobby.....	1976-77, 77-78, 78-79, 79-80

Cooley, Joe.....	1971-72
Cooper, Gary.....	1987-88
Corbit, Glenn.....	1984-85, 85-86
Couch, Chris.....	1985-86, 86-87
Cox, Ronnie.....	1963-64
Coyle, Barney.....	1938-39, 39-40
Craig, Hawk.....	1940-41, 41-42
Craig, Johnson.....	1930-31, 31-32, 32-33
Crain, W.C.....	1928-29, 29-30, 30-31
Crawford, Popeye.....	1945-46
Crawford, W.W.....	1928-29
Crocker, Michael.....	1999-00
Croft, Wayne.....	1972-73, 73-74, 74-75
Crosland, Ben.....	1953-54

D

Danko, Denny.....	1967-68
Davis, Dale.....	1987-88, 88-89, 89-90, 90-91
Davis, J.H.....	1930-31
Davis, J.W.....	1931-32, 32-33
Davis, Lyles.....	2015-16, 16-17, 17-18, 18-19
Davis, Murray.....	1943-44
DeLoache, Billy.....	1952-53
Demonsthenes, Harry.....	1945-46
Demsey, Dave.....	1966-67, 67-68
DeVoe, Gabe.....	2014-15, 15-16, 16-17, 17-18
Dickerson, Marvin.....	1975-76, 76-77, 77-78, 78-79
Dillard, Bill.....	1932-33, 33-34, 34-35
Djambo, Ibrahim.....	2013-14
Djitte, Sidy.....	2013-14, 14-15, 15-16, 16-17
Dodson, W.P.....	1932-33, 33-34, 34-35
Dodds, Chris.....	1979-80, 80-81, 81-82
Donnal, Mark.....	2017-18
Douglas, Jermel.....	1998-99, 00-01, 01-02, 02-03
Doyle, George.....	1945-46

E

Eckard, Curt.....	1966-67, 67-68, 68-69
Eppley, Mike.....	1981-82, 82-83, 83-84
Eskew, H.L.....	1927-28

F

Faer, Mike.....	1967-68, 68-69
Fields, Carson.....	2011-12, 12-13, 13-14
Fields, Isaac.....	2016-17, 17-18
Filer, Adonis.....	2012-13, 13-14
Flathman, Gene.....	1937-38, 38-39
Ford, Sharrod.....	2001-02, 02-03, 03-04, 04-05
Forrest, Derrick.....	1988-89, 89-90
Foster, Dickie.....	1968-69, 69-70, 70-71
Fox, Parker.....	2018-19
Francisco, Mel.....	1971-72
Franken, John.....	1974-75, 75-76, 76-77
Freeman, Eddis.....	1943-44, 44-45, 45-46, 46-47
Freeman, Kyle.....	1993-94
Freeny, S.W.....	1942-43
Fuzy, Bob.....	1979-80

G

Gage, Charlie.....	1951-52, 52-53, 53-54
Gardner, Geoff.....	1994-95
Gardner, Ken.....	1964-65, 65-66, 66-67
Garner, Patrick.....	1995-96
Gibbons, Walt.....	1957-58, 58-59, 59-60
Gibson, J.D.....	1928-29, 29-30, 30-31
Gillespie, Frank.....	1946-47, 47-48, 48-49
Gillespie, L.T.....	1942-43
Gilliam, Fred.....	1979-80, 80-81, 81-82, 82-83
Gilmore, Chucky.....	1998-99, 99-00
Goldfarb, Alan.....	1967-68
Graham, G.D.....	1944-45
Graham, Harlan.....	1984-85
Graham, Whitey.....	1939-40, 40-41, 41-42
Grant, Harvey.....	1984-85
Grant, Horace.....	1983-84, 84-85, 85-86, 86-87
Grant, Jeral.....	2007-08, 08-09, 09-10, 10-11
Grantham, Donte.....	2014-15, 15-16, 16-17, 17-18
Gray, Devin.....	1991-92, 92-93, 93-94, 94-95
Green, J.W.....	1943-44
Gregg, Van.....	1972-73, 73-74, 74-75

H

Hall, Richard.....	1961-62, 63-64
Hall, Rod.....	2011-12, 12-13, 13-14, 14-15
Hamilton, Vernon.....	2003-04, 04-05, 05-06, 06-07
Hamilton, Vincent.....	1980-81, 81-82, 83-84, 84-85
Hammonds, Cliff.....	2004-05, 05-06, 06-07, 07-08
Harder, Bill.....	1994-95, 95-96, 96-97
Harman, Bruce.....	1973-74, 74-75, 75-76
Harris, Steve.....	1990-91, 1991-92
Harrison, Damarcus.....	2012-13, 13-14, 14-15

Haugk, Doug.....	1948-49, 49-50, 50-51
Hawkins, Bo.....	1970-71, 71-72
Helms, Garry.....	1963-64, 64-65, 65-66
Henderson, Ray.....	1999-00, 00-01, 01-02, 02-03
Hendrix, F.E.....	1943-44
Hendrix, Jermere.....	2001-02
Hewitt, Batson.....	1927-28, 28-29, 29-30
Hicks, J.C.....	1950-51, 51-52, 52-53
Hill, Donte.....	2009-10
Hill, Frank.....	1941-42, 42-43
Hines, Kevin.....	1991-92, 92-93
Hobbs, Chris.....	2000-01, 01-02, 02-03, 03-04
Hoffman, Doug.....	1956-57, 57-58, 58-59
Hoishouser, W.A.....	1946-47, 47-48, 48-49, 49-50
Holstein, Jeff.....	1985-86, 86-87
Holt, Walker.....	1999-00, 00-01, 01-02, 02-03
Hotzchuh, Bruce.....	1953-54, 54-55, 55-56
Holzshu, Paul.....	1968-69, 69-70
Hoover, Al.....	1976-77
Howell, Jimmy.....	1974-75, 75-76, 76-77, 77-78
Howling, Kirkland.....	1988-89, 89-90
Hudson, Jimmy.....	2003-04, 04-05
Hudson, Ty.....	2015-16, 16-17
Hunt, Rick.....	1972-73

I

Iturbe, Iker.....	1994-95, 96-97, 97-98
-------------------	-----------------------

J

Jackson, Wistar.....	1936-37, 38-39
Jamison, Harold.....	1995-96, 96-97, 97-98, 98-99
Jarman, Murray.....	1982-83, 83-84
Jemison, Trey.....	2018-19
Jenkins, Anthony.....	1982-83, 83-84, 85-86, 86-87
Jennings, Milton.....	2009-10, 10-11, 11-12, 12-13
Jenrette, Jeff.....	1987-88
Johnson, Danny.....	1994-95, 95-96
Johnson, Derrick.....	1975-76, 76-77, 77-78, 78-79
Johnson, Noel.....	2009-10
Jones, Bob.....	1927-28, 28-29, 29-30
Jones, LeDarion.....	1995-96, 96-97
Jones, Raymond.....	1980-81, 82-83, 83-84, 84-85
Jones, Ricky.....	1987-88, 88-89, 89-90, 90-91
Jones, Tripp.....	1966-67, 67-68, 68-69
Jordan, Harold.....	1947-48
Jurkunas, Andrius.....	1995-96, 96-97, 98-99, 99-00

K

Keelin, Wayne.....	1947-48
Kelada, George.....	1991-92
Kelly, Andy.....	1992-93, 94-95
Key, Marvin.....	1981-82
Kincaid, Tim.....	1986-87, 87-88, 88-89
Kitchens, Ed.....	1935-36, 36-37, 37-38
Krajack, Eddie.....	1958-59, 59-60, 60-61
Krajack, George.....	1957-58, 58-59, 59-60

L

Lambrakos, Pete.....	1941-42, 42-43, 43-44
Lancaster, Stan.....	1938-39, 39-40, 40-41
Landers, Bill.....	1954-55
Lastinger, Shawn.....	1989-90, 90-91
Latin, Greg.....	1969-70
Leshock, Jim.....	1961-62
Lester, J.E.....	1927-28, 28-29, 29-30
Lewis, Jim.....	1957-58, 58-59
Logue, Todd.....	1991-92
Long, Jack.....	1946-47

M

Magee, Watson.....	1936-37, 37-38
Mahaffey, Donnie.....	1961-62, 62-63, 63-64
Mahaffey, Randy.....	1964-65, 65-66, 66-67
Mahaffey, Richie.....	1966-67, 67-68, 68-69, 69-70
Mahaffey, Tommy.....	1959-60, 60-61, 61-62
Marshall, Grayson.....	1984-85, 85-86, 86-87, 87-88
Martin, Bud.....	1970-71, 71-72, 72-73
Martin, Bruce.....	1991-92, 92-93, 93-94, 94-95
Mason, Jimmy.....	1990-91
Mathis, Troy.....	2005-06
Maxwell, Earle.....	1958-59, 60-61
Mays, James.....	2004-05, 05-06, 06-07, 07-08
McCants, Glen.....	1982-83, 83-84, 84-85, 85-86
McCullough, Tom.....	1950-51, 51-52, 52-53
McDaniels, K.J.....	2011-12, 12-13, 13-14
McFadden, Banks.....	1937-38, 38-39, 39-40
McGlone, Tom.....	1927-28
McGillan, Riley.....	2014-15, 15-16, 16-17
McGraw, John.....	1950-51, 51-52, 52-53
McIlwain, Tom.....	1942-43
McIntyre, Terrell.....	1995-96, 96-97, 97-98, 98-99



ALL-TIME LETTERMEN

McKinstry, Rick	1979-80
McKnight, Jamar	2000-01, 01-02
Michael, Chris	1982-83, 83-84, 84-85, 85-86
Middleton, Larry	1985-86, 86-87
Milasinovich, Nick	1961-62, 62-63, 63-64
Milford, Lee	1941-42
Miller, Danny	1971-72
Miller, Johnny	1997-98, 98-99
Mitchell, Rod	1987-88, 88-89
Mitchell, Shelton	2016-17, 17-18, 18-19
Moise, Bob	1940-41, 41-42, 42-43
Moncrief, Eddie	1955-56, 56-57, 57-58
Mooneyhan, Jack	1943-44
Moore, Cheyenne	2004-05
Moore, O.C.	1943-44
Moorer, Sonny	1950-51, 51-52, 52-53
Mooreman, Bob	1937-38, 38-39, 39-40
Morgan, Doc	1953-54, 54-55, 55-56
Morgan, Woody	1961-62, 62-63, 63-64
Morris, Byron	1992-93, 93-94
Morris, Matt	2004-05, 05-06, 06-07, 07-08
Murray, Joe	1950-51, 51-52, 52-53

N

Nagys, Tomas	1999-00, 00-01, 01-02, 02-03
Nance, Larry	1977-78, 78-79, 79-80, 80-81
Narcisse, Bryan	2008-09, 09-10, 10-11, 11-12
Narvin, Chuck	1961-62, 62-63
Neel, Jack	1947-48, 48-49, 49-50, 50-51
Newman, Aubrey	1920-21
Newman, Carter	1924-25, 25-26, 26-27
Newman III, John	2018-19
Nnoko, Landry	2012-13, 13-14, 14-15, 15-16

O

O'Dell, J.B.	1927-28, 28-29
Odle, Danny	1971-72
Oglesby, Terrence	2007-08, 08-09
Oliver II, Anthony	2017-18

P

Parker, Boyd	1944-45
Patterson, Choppy	1959-60, 60-61, 62-63
Patterson, Marty	1973-74, 74-75
Paul, Tyrone	1990-91
Pennington, Clyde	1934-35, 35-36
Perry, Sam	2004-05, 05-06, 06-07, 07-08
Petrukonis, Karolis	2006-07, 07-08, 08-09, 09-10
Poole, Chris	2006-07
Poole, David	1978-79
Potter, David	2006-07, 07-08, 08-09, 09-10
Powell, J.D.	1998-99, 99-00
Powell, Julius	2005-06, 06-07
Privette, Manning	1961-62, 62-63, 63-64
Pruitt, June	1945-46, 46-47, 47-48, 48-49
Pryor, Jerry	1985-86, 86-87, 87-88, 88-89

Q

Quinn, Dewey	1945-46, 46-47
--------------	----------------

R

Ragland, Rayfield	1993-94, 94-95
Reed, Marcquise	2016-17, 17-18, 18-19
Reisinger, Jeff	1972-73, 73-74
Reynolds, Jim	1945-46, 48-49, 49-50
Rice, C.W.	1935-36
Rice, Lamar	2003-04
Richardson, Ron	1949-50, 50-51, 51-52
Richie, Lou	1992-93, 93-94
Riddle, Furman	1946-47
Riddle, Leonard	1943-44, 46-47, 47-48, 48-49
Riley, Stick	1941-42, 42-43
Riser, Billy	1953-54, 54-55, 55-56
Rivers, K.C.	2005-06, 06-07, 07-08, 08-09
Robertin, Legend	2015-16
Robinson, Marvin	1950-51, 51-52, 52-53
Robinson, Shawan	2002-03, 03-04, 04-05, 05-06
Rogers, Charlie	1973-74, 74-75, 75-76
Rollins, Tree	1973-74, 74-75, 75-76, 76-77
Rome, Stan	1974-75, 75-76, 76-77, 77-78
Rooks, Patrick	2014-15
Roper, Jordan	2012-13, 13-14, 14-15, 15-16
Ross, Bill	1978-79, 79-80, 80-81, 81-82
Ross, Jack	1969-70, 70-71
Ryan, Barry	1951-52, 52-53, 53-54, 54-55

S

Sapp, Patrick	1994-95
Sapp, T.J.	2011-12
Scott, Edward	1999-00, 00-01, 01-02, 02-03
Scott, Ihsan	1994-95
Sears, Walt	1941-42, 42-43
Seay, Gene	1955-56, 56-57
Seitz, Larry	1960-61, 61-62, 62-63
Shaffer, David	1981-82, 82-83, 83-84
Shample, Dutch	1957-58, 58-59, 59-60

Sharp, Frank	1943-44
Shay, Beau	2001-02, 02-03, 03-04
Shealy, Don	1954-55
Shook, Buddy	1953-54, 54-55
Shore, Harry	1933-34
Shuler, N.P.	1932-33, 33-34
Shyatt, Geoff	2002-03
Shyatt, Jeremy	1999-00
Simms, Aamir	2017-18, 18-19
Simons, T.J.	1931-32, 32-33, 33-34
Skara, David	2017-18, 18-19
Smith, Anthony	1991-92
Smith, Josh	2012-13, 13-14, 14-15, 15-16
Smith, Romaine	1929-30, 30-31, 31-32
Smith, Tanner	2008-09, 09-10, 10-11, 11-12
Smith, Tommy	1953-54, 54-55, 55-56
Snee, Johnny	1948-49, 49-50, 50-51, 51-52
Solomon, Will	1998-99, 99-00, 00-01
Spearman, M.W.	1933-34, 34-35, 35-36
Spencer, Scott	2016-17, 17-18
Spender, George	1949-50, 50-51
Stanton, Cory	2010-11
Stitt, Demontez	2007-08, 08-09, 09-10, 10-11
Stockman, Tony	2000-01, 01-02
Stone, Rock	1954-55
Suit, Terrell	1971-72, 72-73, 73-74
Sullivan, Bernard	2011-12, 2012-13
Sutherland, Jim	1964-65, 65-66, 66-67
Swails, Alex	1933-34, 34-35
Swails, Jack	1967-68
Sykes, Raymond	2005-06, 06-07, 07-08, 08-09

T

Tabb, Michael	1994-95
Tait, Michael	1985-86, 86-87
Thomas, Dave	1968-69, 69-70, 70-71
Thomas, Dick	1967-68
Thomas, Doodle	1928-29, 29-30
Thomas, Elijah	2016-17, 17-18, 18-19
Tomera, Frank	1992-93, 93-94
Townsend, Bunny	1947-48, 48-49, 49-50, 50-51
Trapp, Clyde	2017-18, 18-19
Tyler, A.J.	2006-07
Tyler, M.D.	1944-45
Tyson, Hunter	2018-19

Tyson, Sean	1987-88, 89-90, 90-91
-------------	-----------------------

W

Walker, Keith	1978-79, 80-81
Wall, H. M.	1934-35
Wallace, Corey	1991-92, 92-93, 93-94
Wallace, Dave	1960-61
Wallace, Warren	1982-83, 83-84
Ward, Joe	1981-82
Warren, Bill	1957-58, 58-59
Watts, Joey	1989-90, 1990-91
Weddell, Pete	1968-69, 69-70, 70-71
Wells, Ames	1951-52, 52-53, 53-54
Wells, Chubby	1976-77, 77-78, 78-79
Whitney, Chris	1991-92, 92-93
Whitt, Vincent	1996-97, 97-98, 98-99
Wideman, Tom	1995-96, 96-97, 97-98, 98-99
Wiggins, Mitchell	1979-80
White, James	1945-46
White, Javan	2018-19
William, Malik	2017-18
Williams, Billy	1977-78, 78-79, 79-80
Williams, John	1970-71, 71-72
Williams, W.C.	1939-40
Wise, Skip	1974-75
Woni, Mohamed	1996-97, 97-98
Woodruff, Foggy	1927-28, 28-29, 29-30
Woodward, Henry	1932-33, 33-34, 34-35
Wright, Sharone	1991-92, 92-93, 93-94
Wyatt, Horace	1978-79, 79-80, 80-81, 81-82
Wyse, J. A.	1944-45


Y

Yanutola, Jesse	2005-06, 06-07, 07-08, 08-09
Yarborough, Bill	1952-53, 53-54, 54-55, 55-56, 56-57
Yates, Ronnie	1968-69, 69-70
Yeary, Dick	1955-56, 56-57
Yockel, Vince	1955-56, 56-57, 57-58
Young, Andre	2008-09, 09-10, 10-11, 11-12
Young, David	1988-89, 89-90, 90-91

Z

Zane, Stewart	1978-79
Zatezalo, Butch	1967-68, 68-69, 69-70

Note: Current players in bold.



BUTCH ZATEZALO
WAS A THREE-YEAR
LETTERMAN FOR THE
TIGERS FROM 1968-70.

ALL-TIME STARTING LINEUPS

1911-12

(4-0 Overall)

G D.E. Hydrick, Fr., 4, 0.5 PPG
G Johnny Kangerter, Jr., 4, 1.5 PPG
C James Erwin, Jr., 4, 31.0 PPG
F John Erwin, So., 4, 17.0 PPG
F Andrew Evans, Jr., 3, 3.3 PPG

Note: James Erwin scored a school record 58 points vs. Butler Guards in the second game of a doubleheader with Furman on Feb. 9, 1912.

1912-13

(9-5 Overall)

G Johnny Kangerter, Sr., 13, 0.5 PPG
G Caughman, 14, 4.6 PPG
C James Erwin, Sr., 11, 17.6 PPG
F John Erwin, Jr., 14, 12.2 PPG
F Earle Provost, Sr., 11, 1.6 PPG

1913-14

(1-3 Overall)

G Walker, 2, 0.0 PPG
G Caughman, 5, 6.8 PPG
C W.P. Logan, So., 4, 1.3 PPG
F John Erwin, Sr., 4, 16.3 PPG
F Robert Thornton, Jr., 3, 1.0 PPG

Note: John Erwin was a player/coach of the Tigers this season. He finished his career averaging double figures for three seasons.

1914-15

(3-5 Overall)

G N.M. Bull, So., 8, 6.4 PPG
G Clough Gee, Sr., 7, 1.6 PPG
C J.W. Stribling, Jr., 7, 2.4 PPG
F Robert Thornton, Sr., 8, 10.4 PPG
F John Glover, Sr., 7, 1.4 PPG

1915-16

(2-6-1 Overall)

G Carlos Harris, Jr.
G N.M. Bull, Jr.
C J.W. Stribling, Sr.
F Clarence Vincent, Sr.
F Edgar Young, Sr.

Note: J.W. Stribling scored 50 points vs. Erskine on Feb. 17.

1916-17

(8-2 Overall)

G Taliaferro Robertson, Sr., 8, 1.9 PPG
G Walter Colbert, Fr., 10, 5.4 PPG
C J.H. Garraux, Fr., 10, 9.0 PPG
F John Watkins, So., 10, 12.0 PPG
F Goode Bryan, Jr., 10, 9.6 PPG

1917-18

(3-2 Overall)

G Walter Colbert, So.
G Julian Robertson, Jr.
C Charles Ford, Jr.
F Goode Bryan, Sr.
F John Watkins, Jr.

1918-19

(3-1 Overall)

G Julian Robertson, Sr., 4, 13.5 PPG
G Oliver Going, Jr., 3, 1.5 PPG
C Charles Ford, Sr., 3, 2.7 PPG
F J.R. Schenck, So., 4, 6.5 PPG
F Joseph Black, Jr., 3, 5.0 PPG

1919-20

(8-6 Overall)

G A.P. Coles, So.
G Oliver Going, Sr.
C Walter Colbert, Jr.
F J.R. Schenck, Jr.
F Joseph Black, Sr.

1920-21

(10-5 Overall)

G W.E. Hines, Sr.
G A.P. Coles, Jr.
C James Spearman, Sr.
F Walter Colbert, Sr.
F Julian Schilleletter, Jr.

1921-22

(8-13 Overall, 0-3 SoCon)

G Julian Schilleletter, Sr.
G Bill Dorn, Sr.
C R.F. Thornton, So.
F Elias Day, Jr.
F George Bryan, Jr.

1922-23

(11-6 Overall, 3-3 SoCon)

G Folsom Colbert, So., 17, 4.1 PPG
G Mills, 17, 1.5 PPG
C Joe Wertz, Jr., 7, 1.8 PPG
F Elias Day, Sr., 17, 12.3 PPG
F George Bryan, Sr., 17, 5.1 PPG
Top Sub: Charlton Garrison, Jr., 7, 0.2 PPG

1923-24

(2-17 Overall 0-6 SoCon)

G Folsom Colbert, Jr., 19, 1.4 PPG
G Vaughn, 16, 2.9 PPG
C Hagood, 13, 4.8 PPG
F Charlton Garrison, Sr., 16, 1.3 PPG
F Dotterer, 11, 1.7 PPG
Top Subs: Joe Wertz, Sr., 8, 2.5 PPG
Chandler, 7, 6.7 PPG

1924-25

(4-14 Overall, 3-2 SoCon)

G Folsom Colbert, Sr., 18, 3.5 PPG
G E.D. Palmer, Jr., 11, 0.5 PPG
C Wallace Roy, Jr., 18, 4.3 PPG
F Charles Johnson, Sr., 18, 4.8 PPG
F Carter Newman, So., 18, 7.2 PPG
Top Subs: Robert Bunch, Sr., 6, 0.7 PPG

1925-26

(4-17 Overall, 1-7 SoCon)

G H.L. Eskew, So., 19, 1.9 PPG
G E.D. Palmer, Sr., 14, 1.0 PPG
C Wallace Roy, Sr., 20, 5.9 PPG
F John Brock, Jr., 14, 4.2 PPG
F Carter Newman, Jr., 19, 6.5 PPG
Top Subs: Hendee, 6, 3.3 PPG

1926-27

(2-13 Overall, 1-7 SoCon)

G H.L. Eskew, Jr., 12, 4.3 PPG
G James O'Dell, So., 10, 2.2 PPG
C McGlone, 15, 1.7 PPG
F John Brock, Sr., 15, 6.9 PPG
F Carter Newman, Sr., 10, 3.7 PPG

1927-28

(9-14 Overall, 5-7 SoCon)

G Foggy Woodruff, 13, 1.2 PPG
G J.E. Lester, 20, 2.9 PPG
C McGlone, 22, 8.1 PPG
F Hewitt 18, 7.9 PPG
F H.L. Eskew, Sr., 15, 4.6 PPG
Top Subs: Bob Jones, So., 10, 0.7 PPG
Asbill, 6, 4.1 PPG

1928-29

(15-12 Overall, 6-4 SoCon)

G J.E. Lester, 27, 3.0 PPG
G Foggy Woodruff, 16, 1.0 PPG
C Ted Crane, 22, 6.3 PPG
F Doodle Thomas, 25, 6.6 PPG
F James O'Dell, Sr., 14, 5.3 PPG
Top Subs: Hewett 6, 6.7 PPG
Bob Jones, Jr., 9, 2.2 PPG
Crawford, 10, 2.0 PPG

1929-30

(16-9 Overall, 8-4 SoCon)

G Foggy Woodruff
G Harold Clark, So.
C Ted Crane
F Doodle Thomas
F Bob Jones, Sr.

1930-31

(6-7 Overall, 3-5 SoCon)

G Romaine Smith, 13, 6.9 PPG
G Harold Clark, Jr., 13, 4.5 PPG
C Ted Crane, 13, 6.1 PPG
F J.D. Gibson, Jr., 13, 6.1 PPG
F J.H. Davis, Fr., 13, 4.5 PPG
Top Subs: Pat Calhoun, Jr., 6, 3.2 PPG
Johnson Craig, So., 7, 1.4 PPG

1931-32

(7-13 Overall, 2-9 SoCon)

G Harold Clark, Sr., 12, 3.9 PPG
G Pat Calhoun, Sr., 18, 4.9 PPG
C Ted Simons, So., 16, 6.6 PPG, SO
F Joe Sherman, So., 18, 6.6 PPG
F J.H. Davis, So., 10, 3.1 PPG
Top Subs: Wood, 7, 2.5 PPG
Johnson Craig, Jr., 9, 1.8 PPG
Note: Calhoun won the Clemson University Norris Medal.

1932-33

(10-9 Overall, 0-1 SoCon)

G Bill Dobson, So., 16, 5.3 PPG
G Henry Woodard, 18, 5.1 PPG
C Johnson Craig, Sr., 14, 5.3 PPG
F Bill Dillard, So., 16, 6.3 PPG
F Ted Simons, Jr., 13, 6.2 PPG
Top Subs: N.P. Shuler, 11, 2.0 PPG
J.H. Davis, 11, 1.6 PPG

1933-34

(7-12 Overall, 0-6 SoCon)

G N.P. Shuler, Sr., 13, 2.5 PPG
G Thomas Brown, So., 10, 2.1 PPG
C Ted Simons, Sr., 11, 4.5 PPG
F Bill Dobson, Jr., 15, 4.7 PPG
F Bill Dillard, Jr., 13, 5.5 PPG
Top Subs: Armstrong Swails, 7, 3.2 PPG
M.W. Spearman, 6, 2.8 PPG

1934-35

(15-3 Overall, 3-1 SoCon)

G Thomas Brown, Jr., 17, 2.1 PPG
G Henry Woodard, 15, 2.9 PPG
C Armstrong Swails, Sr., 18, 11.4 PPG
F Bill Dobson, Sr., 14, 2.7 PPG
F Bill Dillard, Sr., 17, 6.2 PPG
Top Subs: Clyde Pennington, Jr., 4, 5.6 PPG
M.W. Spearman, Jr., 4, 3.6 PPG

1935-36

(15-7 Overall, 5-5 SoCon)

G M.W. Spearman, Sr., 22, 6.5 PPG
G Thomas Brown, Sr., 21, 2.8 PPG
C William Bryce, Jr., 19, 6.1 PPG
F Clyde Pennington, Sr., 22, 10.2 PPG
F Ed Kitchens, So., 14, 4.3 PPG
Top Sub: Bobby Cheves, So., 12, 4.5 PPG

1936-37

(6-15 Overall, 2-7 SoCon)

G Jack Bryce, So., 20, 5.0 PPG
G Ed Kitchens, Jr., 19, 5.4 PPG
C William Bryce, Sr., 20, 7.0 PPG
F Bobby Cheves, Jr., 21, 7.4 PPG
F Watson Magee, So., 11, 2.2 PPG
Top Subs: Jackson, 2, 2.0 PPG
Miller, 5, 3.3 PPG

1937-38

(16-7 Overall, 9-4 SoCon)

G Ed Kitchens, Sr., 23, 7.7 PPG
G Jack Bryce, Jr., 23, 3.8 PPG
C Banks McFadden, So., 23, 13.3 PPG
F Watson Magee, Jr., 23, 4.1 PPG
F Bobby Cheves Sr., 23, 7.6 PPG
Top Subs: Gene Flathamman, Jr., 23, 1.9 PPG
Bob Moorman, So., 19, 0.8 PPG
Doodle Thomas, Jr., 14, 0.7 PPG

1938-39

(16-8 Overall, 6-6 SoCon)

C Banks McFadden, Jr., 24, 11.8 PPG
G Stan Lancaster, So., 24, 6.0 PPG
G Bob Moorman, Jr., 24, 4.5 PPG
F Dude Buchanan, So.
F Jack Bryce, Sr., 24, 6.0 PPG
Top Subs: Thurston Bagnall Jr., 9, 1.2 PPG
Gene Flathman, Sr., 24, 2.9 PPG
Note: Won Southern Conference Tournament Championship.

1939-40

(9-12 Overall, 9-7 SoCon)

G Stan Lancaster, Jr., 21, 7.0 PPG
G Bob Moorman, Sr., 21, 4.1 PPG
C Banks McFadden, Sr., 16, 13.7 PPG
F Dude Buchanan, Jr.
F Barney Coyle, Jr., 20, 6.1 PPG
Top Subs: Thurston Bagnall, Sr., 12, 2.9 PPG
Whitey Graham, So., 9, 2.6 PPG

1940-41

(8-14 Overall, 7-8 SoCon)

G Stan Lancaster, Sr., 22, 7.0 PPG
G Whitey Graham, Jr., 18, 3.2 PPG
C Bill Chipley, So., 22, 5.9 PPG
F Dude Buchanan, Sr., 22, 11.1 PPG
F Marion Hawk Craig, So., 22, 12.7 PPG
Top Subs: Joe Blalock, So., 13, 5.2 PPG
Bob Moise, So., 20, 1.3 PPG
Russ Abee, Sr., 15, 1.3 PPG

1941-42

(3-14 Overall, 2-10 SoCon)

G Lee Milford, Jr., 17, 2.8 PPG



ALL-TIME STARTING LINEUPS

G Walt Sears, Jr., 16, 6.1 PPG
C Bill Chipley Jr., 9, 5.7 PPG
F Whitey Graham, Sr., 16, 6.3 PPG
F Frank Hill, So., 17, 3.4 PPG
Top Subs: Marion Hawk Craig, Jr., 7.8 PPG
Pete Lambrakos, So., 17, 3.5 PPG
R.A. Riley, So., 15, 4.1 PPG

1942-43

(3-13 Overall, 0-10 SoCon)

G Walt Sears, Sr., 13, 5.2 PPG
G Bob Moise, Sr., 16, 3.0 PPG
C R.A. Riley, Jr., 16, 6.5 PPG
F Marion Hawk Craig, Sr., 13.1 PPG
F S.W. Freeny, Sr., 12, 2.8 PPG
Top Subs: Chip Clark, So., 11, 2.6 PPG
L.T. Gillespie, So., 11, 1.9 PPG
Frank Hill, Jr., 14, 1.9 PPG
Pete Lambrakos, Jr., 12, 3.3 PPG

1943-44

(1-10 Overall, 1-2 SoCon)

G Eddis Freeman, Fr., 11, 7.0 PPG
G Leonard Riddle, Fr., 11, 11.4 PPG
C Frank Sharp, Fr., 11, 7.2 PPG
F Bolick, R.A., So., 9, 1.3 PPG
F Murry Davis, So., 8, 2.0 PPG
Top Subs: H.W. Chappell, So., 11, 0.7 PPG
Kennedy, So., 5, 0.8 PPG
Pete Lambrakos, Sr., 6, 2.3 PPG

1944-45

(8-8 Overall, 3-5 SoCon)

G Bobby Boyd, So., 14, 7.1 PPG
G Eddis Freeman, So., 16, 11.1 PPG
C G.D. Graham, So., 15, 4.8 PPG
F M.D. Tyler, So., 16, 4.7 PPG
F J.A. Wyse, So., 16, 5.1 PPG
Top Subs: Boyd Parker, So., 14, 3.9 PPG
Poulos, So., 6, 4.8 PPG

1945-46

(9-11 Overall, 5-7 SoCon)

G Chuck Sarraatt, So., 10, 2.5 PPG
G Dewey Quinn, So., 20, 6.1 PPG
C George Doyle, So., 19, 7.2 PPG
F June Pruitt, Fr., 20, 12.3 PPG
F Jim Reynolds, So., 19, 8.7 PPG
Top Subs: Dwight Bell, Fr., 18, 2.4 PPG
Chip Clark, Sr., 17, 3.8 PPG
Eddis Freeman, Jr., 18, 3.9 PPG

1946-47

(7-13 Overall, 2-12 SoCon)

G Frank Gillespie, So., 20, 6.5 PPG
G Dewey Quinn, Jr., 20, 7.9 PPG
C W.A. Holshouser, Fr., 20, 8.6 PPG
F June Pruitt, So., 20, 10.4 PPG
F Furman Riddle, So., 19, 6.9 PPG
Top Subs: Leonard Riddle, So., 18, 5.4 PPG
Dwight Bell, So., 19, 1.2 PPG
Eddis Freeman, Sr., 16, 1.3 PPG

1947-48

(6-17 Overall, 3-14 SoCon)

G Frank Gillespie, Jr., 6.2 PPG
G Leonard Riddle, Jr., 11.5 PPG
C W.A. Holshouser, So., 23, 9.6 PPG
F Harold Jordan, Jr., 22, 7.0 PPG
F June Pruitt, Jr., 12.7 PPG
Top Subs: Wayne Keelin, So., 20, 5.1 PPG
Dwight Bell, Jr., 22, 3.3 PPG
Jack Neel, Fr., 20, 2.2 PPG

1948-49

(10-11 Overall, 6-9 SoCon)

G Leonard Riddle, Sr., 10, 6.6 PPG
G Johnny Snee, Fr., 15, 7.2 PPG
C Dwight Bell, Sr., 15, 5.6 PPG
F Doug Haugk, So., 19, 10.9 PPG
F Jim Reynolds, Jr., 12, 10.5 PPG
Top Subs: Frank Gillespie Sr., 15, 5.3 PPG
W.A. Holshouser, Jr., 19, 4.6 PPG
June Pruitt, Sr., 16, 10.1 PPG

1949-50

(10-10 Overall, 8-8 SoCon)

G Johnny Snee, So., 20, 13.9 PPG
G George Spender, So., 19, 7.6 PPG
C Ron Richardson, So., 20, 6.8 PPG
F Doug Haugk, Jr., 18, 12.6 PPG
F Jim Reynolds, Sr., 20, 11.5 PPG
Top Subs: Julius Townsend, Jr., 20, 4.9 PPG
W.A. Holshouser, 19, 4.5 PPG

1950-51

(11-7 Overall, 9-4 SoCon)

G Sonny Moorer, So., 17, 6.9 PPG
G Johnny Snee, Jr., 18, 16.8 PPG
C John McGraw, So., 14, 8.7 PPG
F Doug Haugk, Sr., 18, 15.7 PPG
F Marvin Robinson, So., 18, 5.3 PPG
Top Sub: Ron Richardson, Jr., 18, 6.1 PPG

1951-52

(17-7 Overall, 11-4 SoCon)

G Sonny Moorer, Jr., 21, 5.8 PPG
G Johnny Snee, Sr., 24, 14.8 PPG
C Ron Richardson, Sr., 24, 11.5 PPG
F Tommy McCollough, Jr., 24, 9.5 PPG
F Marvin Robinson, Jr., 24, 11.1 PPG
Top Subs: Joe Murray, Jr., 21, 4.8 PPG
John McGraw, Jr., 24, 6.9 PPG

1952-53

(8-10 Overall)

G Sunny Moorer, 5-10, Sr., 18, 4.8, 3.9, .274, .655
G Joe Murray, 5-10, Sr., 17, 7.0, 4.9, .285, .673
C John McGraw, 6-6, Sr., 18, 13.8, 11.1, .366, .683
F Tom McCullough, 6-4, Sr., 18, 12.0, 10.9, .390, .470
F Marvin Robinson, 6-3, Sr., 17, 12.1, 10.4, .324, .585
Top Subs: Bill Yarborough, G, 6-1, Fr., 7.5 PPG, 1.5 RPG
Ames Wells, G, 5-8, Jr., 4.6 PPG, 1.4 RPG

ACC ERA STARTING LINEUPS

Note: Line on each player includes name, position, height, class, games started, points per game, rebounds per game, field goal percentage and free throw percentage. Number of games started is unavailable for some seasons.

1953-54

(5-18 Overall, 0-9 ACC)

G Ames Wells, 5-8, Sr., 17, 15.2, 3.0, .413, .664
G Bruce Holzschuh, 6-2, Jr., 17, 8.2, 5.0, .354, .563
C Charley Gage, 6-4, Sr., 17, 9.1, 11.3, .400, .614
F Barry Ryan, 6-1, Jr., 17, 9.6, 5.8, .331, .686
F Buddy Shook, 6-3, So., 13, 6.8, 6.7, .265, .558
Top Subs: Bill Yarborough, 6-0, So., 15.7 PPG, 2.2 RPG
Tommy Smith, 6-4, So., 4.5 PPG, 4.7 RPG

Note: Yarborough redshirted the season due to injury.

1954-55

(2-21 Overall, 0-14 ACC)

G Bill Yarborough, 6-0, So., 28.3, 3.6, .396, .793
G Bruce Holzschuh, 6-1, Sr., 9.8, 6.4, .334, .666
C Bill Riser, 6-7, Sr., 4.4, 8.6, .352, .583
F Rock Stone, 6-4, Jr., 5.5, 5.6, .339, .667
F Tommy Smith, 6-4, Jr., 10.3, 9.6, .417, .737

Note: Yarborough was fourth in the nation in scoring.

1955-56

(9-17 Overall, 1-13 ACC)

G Bill Yarborough, 6-0, Jr., 18.7, 4.0, .379, .728
G Tom Cameron, 6-2, So., 13.8, 2.3, .380, .636
C Gene Seay, 6-6, Jr., 12.6, 10.5, .418, .730
F Tommy Smith, 6-4, Sr., 6.4, 3.7, .496, .590
F Vince Yockel, 6-3, So., 20.9, 8.4, .441, .716
Top Subs: Ed Brinkley, C, 6-6, So., 6.9 PPG, 7.8 RPG
Dick Yeary, G, 6-0, So., 5.9 PPG, 1.8 RPG

Note: Team was ninth in the nation in scoring.

1956-57

(7-17 Overall, 3-11 ACC)

G Tom Cameron, 6-2, Jr., 19, 12.0, 2.3, .234, .728
G Bill Yarborough, 6-0, Sr., 13, 14.2, 2.5, .413, .797
C Ed Brinkley, 6-6, Jr., 22, 13.5, 7.4, .468, .778
F Vince Yockel, 6-3, Jr., 23, 19.8, 6.9, .418, .738
F Gene Seay, 6-6, Sr., 20, 9.9, 7.5, .399, .748
Top Subs: Doug Hoffman, G, 6-2, So., 5.5 PPG, 4.8 RPG
Notes: Team was ninth in the nation in free throw percentage ... team defeated No. 8 NC State 96-94 in overtime for Clemson's first-ever win over a ranked team.

1957-58

(8-16 Overall, 4-10 ACC)

G Ed Brinkley, 6-6, Sr., 24, 9.5, 5.9, .371, .769
G Doug Hoffman, 6-2, Jr., 24, 10.7, 6.0, .436, .568
G Walt Gibbons, 6-7, So., 11, 10.1, 6.3, .417, .820
F George Krajack, 6-3, So., 24, 11.2, 6.9, .457, .724
F Vince Yockel, 6-3, Sr., 24, 13.8, 3.8, .417, .774
Top Subs: Don Carver, F, 6-4, So., 5.7 PPG, 4.5 RPG
Dutch Shample, G, 6-0, So., 4.5 PPG, 1.2 RPG

1958-59

(8-16 Overall, 5-9 ACC)

G Dutch Shample, 6-3, Jr., 14, 5.0, 2.4, .277, .692
G George Krajack, 6-3, Jr., 23, 13.0, 6.4, .415, .704
C Walt Gibbons, 6-7, Jr., 12, 6.6, 5.2, .335, .738
F Don Carver, 6-4, Jr., 15, 9.1, 3.7, .397, .600

F Doug Hoffman, 6-2, Sr., 23, 10.8, 5.9, .346, .693
Top Subs: Ed Krajack, G, So., 6-3, 4.1 PPG, 2.2 RPG
Frank Clarke, C, Jr., 6-7, 1.7 PPG, 2.4 RPG

1959-60

(10-16 Overall, 4-10 ACC)

G Choppy Patterson, 6-0, So., 26, 16.4, 5.0, .376, .812
G Ed Krajack, 6-4, Jr., 26, 8.8, 4.4, .429, .722
C Tom Mahaffey, 6-7, So., 24, 7.5, 7.5, .465, .662
F George Krajack, 6-3, Sr., 26, 13.0, 6.3, .368, .649
F Walt Gibbons, 6-7, Sr., 23, 8.0, 6.3, .352, .691
Top Subs: Don Carver, F, 6-4, Sr., 5.0 PPG
Dutch Shample, G, 6-0, Sr., 3.3 PPG

Note: Patterson was 16th in the nation in free throw percentage.

1960-61

(10-16 Overall, 5-9 ACC)

G Choppy Patterson, 6-1, Jr., 26, 19.0, 3.5, .374, .844
G Ed Krajack, 6-4, Sr., 26, 10.2, 4.6, .398, .791
C Earle Maxwell, 6-7, Sr., 26, 13.8, 10.9, .430, .715
F Tommy Mahaffey, 6-7, Jr., 26, 13.1, 11.3, .434, .581
F Dave Wallace, 6-6, Jr., 15, 4.8, 7.5, .302, .632
Top Subs: Bob Benson, G, 6-2, Jr., 4.0 PPG
Larry Seitz, F, 6-4, So., 2.4 PPG, 1.9 RPG

Note: Patterson was eighth in the nation in free throw percentage.

1961-62

(12-15 Overall, 4-10 ACC)

G Jim Brennan, 6-2, So., 27, 17.1, 2.5, .429, .779
G Nick Milasnovich, 6-2, So., 23, 14.8, 3.1, .443, .774
C Donnie Mahaffey, 6-8, So., 20, 5.3, 6.8, .421, .627
F Woody Morgan, 6-7, So., 15, 6.1, 5.8, .409, .546
F Mike Bohonak, 6-2, So., 25, 5.6, 5.0, .379, .682
Top Subs: Tommy Mahaffey, F, 6-7, Sr., 8.0 PPG, 6.7 RPG
Gary Burnisky, F, 6-5, So., 6.4 PPG, 3.6 RPG

Note: Advanced to ACC Tournament Championship Game.

1962-63

(12-13 Overall, 5-9 ACC)

G Jim Brennan, 6-3, Jr., 22, 16.6, 3.8, .415, .828
G Choppy Patterson, 6-0, Sr., 18, 8.8, 2.3, .382, .698
C Donnie Mahaffey, 6-8, Jr., 25, 10.6, 10.7, .465, .615
F Gary Burnisky, 6-6, Jr., 19, 8.6, 4.6, .447, .800
F Woody Morgan, 6-7, Jr., 24, 5.5, 7.3, .367, .508
Top Subs: Nick Milasnovich, G, 6-1, Jr., 8.0 PPG, 2.2 RPG
Mike Bohonak, F, 6-2, Jr., 6.3 PPG, 3.9 RPG

Note: Brennan was 20th nationally in free throw percentage.

1963-64

(13-12 Overall, 8-6 ACC)

G Jim Brennan, 6-3, Sr., 24, 18.3, 4.3, .429, .832
G Nick Milasnovich, 6-2, Sr., 18, 7.6, 1.9, .404, .644
C Donnie Mahaffey, 6-8, Sr., 24, 9.3, 8.9, .486, .496
F Mike Bohonak, 6-2, Sr., 19, 7.3, 5.4, .395, .667
F Gary Burnisky, 6-5, Sr., 25, 14.4, 7.8, .456, .898
Top Subs: Woody Morgan, F, 6-7, Sr., 5.3 PPG, 5.2 RPG
Garry Helms, F, 6-4, So., 3.5 PPG, 0.9 RPG

1964-65

(8-15 Overall, 4-10 ACC)

G Jim Sutherland, 6-5, So., 22, 16.3, .457, .783
G Buddy Benedict, 5-8, Jr., 22, 8.4, 3.2, .418, .605
C Randy Mahaffey, 6-7, So., 23, 17.3, 9.7, .498, .697
F Garry Helms, 6-4, Jr., 20, 11.2, 4.4, .446, .700
F Hank Channell, 6-5, So., 13, 8.2, 4.4, .493, .537
Top Subs: Ken Gardner, F, 6-5, So., 4.5 PPG, 2.8 RPG
Joe Ayoub, G, 6-0, So., 3.9 PPG, 2.0 RPG

1965-66

(15-10 Overall, 8-6 ACC)

G Buddy Benedict, 5-8, Sr., 21, 6.3, 2.0, .377, .650
G Jim Sutherland, 6-5, Jr., 24, 16.7, 5.2, .428, .850
C Randy Mahaffey, 6-7, Jr., 25, 14.2, 10.2, .438, .699
F Garry Helms, 6-4, Sr., 25, 19.2, 4.2, .515, .765
F Ken Gardner, 6-5, Jr., 18, 12.2, 8.7, .531, .720
Top Subs: Hank Channell, F, 6-5, Jr., 4.3 PPG, 3.3 RPG
Walt Ayers, F, 6-5, Jr., 3.4 PPG, 3.2 RPG
Note: Sutherland ranked 14th in the nation in free throw percentage.

1966-67

(17-8 Overall, 9-5 ACC)

G Jim Sutherland, 6-5, Sr., 25, 18.8, 4.8, .435, .897
G Joe Ayoub, 6-0, Sr., 25, 6.6, 4.4, .407, .742
C Randy Mahaffey, 6-7, Sr., 25, 16.8, 9.0, .508, .641
F Ken Gardner, 6-6, Sr., 24, 13.1, 7.2, .498, .780
F Richie Mahaffey, 6-7, So., 23, 10.2, 7.8, .455, .628
Top Subs: Walt Ayers, F, 6-5, Sr., F, 4.8 PPG
Hank Channell, F, 6-5, Sr., 3.1 PPG
Notes: Sutherland ranked fourth in the NCAA in free throw percentage ... beat all four ACC North Carolina schools in one week.

1967-68

(4-20 Overall, 3-11 ACC)

G Butch Zatezalo, 5-11, So., 24, 23.0, 2.6, .367, .821

ALL-TIME STARTING LINEUPS

G Dick Thomas, 6-3, Jr., 21, 7.6, 3.0, .406, .622
 C Richie Mahaffey, 6-7, Jr., 24, 16.6, 11.5, .452, .660
 F Trip Jones, 6-5, Jr., 22, 9.9, 9.6, .467, .691
 F Dave Demsey, 6-4, Sr., 13, 3.9, 3.0, .324, .513
Top Subs: Curt Eckard, 6-5, Jr., 5.7 PPG
 Denny Danko, 6-3, Jr., 3.1 PPG

1968-69

(6-19 Overall, 2-12 ACC)

G Butch Zatezalo, 5-11, Jr., 25, 25.8, 3.6, .424, .825
 G Dave Thomas, 6-1, So., 24, 10.3, 2.4, .439, .686
 C Curt Eckard, 6-5, Sr., 16, 6.4, 4.1, .472, .552
 F Ronnie Yates, 6-4, Jr., 20, 12.4, 6.2, .432, .608
 F John Coakley, 6-2, So., 11, 4.9, 1.8, .311, .561
Top Subs: Richie Mahaffey, C, 6-7, Sr., 12.8 PPG
 Trip Jones, F, 6-5, Sr., 7.0 PPG

Notes: Zatezalo ranked 14th in the nation and first in the ACC in scoring ... Mahaffey was injured in 10th game and redshirted the season ... first year of Littlejohn Coliseum.

1969-70

(7-19 Overall, 2-12 ACC)

G Butch Zatezalo, 5-11, Sr., 26, 21.7, 2.2, .441, .817
 G Dave Thomas, 6-1, Jr., 26, 11.6, 2.9, .416, .621
 C Richie Mahaffey, 6-7, Sr., 15, 14.8, 9.1, .549, .571
 F Greg Latin, 6-7, Sr., 24, 12.9, 8.6, .430, .643
 F Dickie Foster, 6-6, Jr., 24, 8.0, 7.4, .518, .634
Top Subs: Ronnie Yates, F, 6-4, Sr., 10.6 PPG
 John Coakley, G, 6-2, Jr., 4.2 PPG

1970-71

(9-17 Overall, 3-11 ACC)

G Dave Thomas, 6-1, Sr., 26, 13.0, 3.3, .453, .733
 G Bo Hawkins, 5-10, Jr., 16, 3.6, 1.5, .354, .600
 C Dave Angel, 6-11, So., 24, 13.7, 6.9, .517, .661
 F Dickie Foster, 6-6, Sr., 26, 9.2, 6.9, .397, .544
 F Pete Weddell, 6-6, Sr., 10, 5.4, 3.1, .511, .651
Top Subs: Bud Martin, G, 6-1, So., 5.7 PPG
 John Coakley, G, 6-2, Sr., 4.8 PPG

1971-72

(10-16 Overall, 2-10 ACC)

G Terrell Suit, 6-0, So., 19, 11.2, 2.3, .407, .753
 G Bo Hawkins, 5-10, Sr., 16, 3.1, 1.5, .386, .583
 C Dave Angel, 6-11, Jr., 23, 13.9, 9.7, .450, .709
 F Denny Odle, 6-5, So., 24, 13.2, 6.6, .436, .696
 F Mike Browning, 6-7, Jr., 25, 11.9, 3.7, .446, .715
Top Subs: Bud Martin, G, 6-1, Jr., 6.4 PPG
 Jive Brown, G, 6-2, Jr., 3.9 PPG

1972-73

(12-14 Overall, 4-8 ACC)

G Van Gregg, 6-2, So., 21, 13.6, 3.3, .410, .773
 G Terrell Suit, 6-0, Jr., 14, 7.1, 1.9, .419, .788
 Bud Martin, 6-0, Sr., 14, 5.8, 2.0, .446, .842
 C Dave Angel, 6-11, Sr., 19, 8.8, 6.7, .484, .709
 F Mike Browning, 6-6, Sr., 13, 8.5, 4.9, .459, .594
 F Jeff Reisinger, 6-6, Jr., 26, 11.7, 6.6, .528, .782
Top Subs: Wayne Croft, C, 6-9, So., 4.8 PPG
 Jive Brown, G, 6-1, Sr., 4.7 PPG

1973-74

(14-12 Overall, 3-9 ACC)

G Van Gregg, 6-2, Jr., 26, 13.8, 3.2, .385, .790
 G Jo Jo Bethea, 6-1, Jr., 16, 3.3, 1.5, .321, .600
 C Tree Rollins, 7-1, Fr., 26, 12.4, 12.2, .543, .629
 F Wayne Croft, 6-9, Jr., 25, 11.2, 8.0, .480, .800
 F Jeff Reisinger, 6-6, Sr., 20, 9.4, 4.9, .472, .815
Top Subs: Terrell Suit, G, 6-0, Sr., 5.7 PPG
 Bruce Harman, G, 6-0, So., 3.7 PPG

1974-75

(17-11 Overall, 8-4 ACC)

G Skip Wise, 6-4, Fr., 20, 18.5, 3.1, .489, .754
 G Jo Jo Bethea, 6-1, Sr., 28, 6.4, 1.5, .533, .647
 C Tree Rollins, 7-1, So., 28, 13.0, 11.7, .497, .597
 F Wayne Croft, 6-9, Sr., 28, 7.7, 7.5, .428, .589
 F Stan Rome, 6-5, Fr., 22, 10.4, 4.7, .428, .676
Top Subs: Colon Abraham, F, 6-7, Fr., 7.1 PPG
 Van Gregg, G, 6-2, Sr., 6.6 PPG

Notes: Wise became the league's first true team All-ACC choice as a freshman ... nine of the 11 losses were by five points or less ... beat three top-10 teams: Maryland (No. 3), North Carolina (No. 10), NC State (No. 4) ... advanced to NIT for first time ... ranked 19th in the nation in final UPI poll.

1975-76

(18-10 Overall, 5-7 ACC)

G Bruce Harman, 6-1, Sr., 25, 7.0, 1.1, .542, .515
 G John Franken, 6-1, Jr., 15, 4.2, 1.4, .390, .600
 C Tree Rollins, 7-1, Jr., 28, 13.7, 11.0, .543, .566
 F Colon Abraham, 6-7, So., 26, 9.4, 3.9, .523, .720
 F David Brown, 6-8, Jr., 20, 11.6, 6.0, .527, .798
Top Subs: Stan Rome, F, 6-4, So., 11.7 PPG
 Greg Coles, G, 6-0, Fr., 8.7 PPG

Notes: Beat No. 5 Wake Forest and No. 2 Maryland in back-to-back

road games ... team 10th in nation in field goal percentage.

1976-77

(22-6 Overall, 8-4 ACC)

G Derrick Johnson, 6-2, So., 23, 8.5, *6.0, .513, .887
 G John Franken, 6-1, Sr., 12, 4.6, 1.8, .413, .483
 C Tree Rollins, 7-1, Sr., 28, 14.1, 12.8, .580, .632
 F Stan Rome, 6-4, Jr., 27, 15.3, 3.3, .551, .617
 F David Brown, 6-8, Sr., 18, 7.1, 5.2, .448, .766
Top Subs: Colon Abraham, F, 6-7, Jr., 12.8 PPG
 Greg Coles, G, 6-0, So., 8.6 PPG

Notes: Beat No. 4 North Carolina and No. 4 Wake Forest ... Rollins ranked 12th in the nation and led the ACC in rebounding ... team was seventh in field goal percentage defense, second in scoring margin, and 14th in scoring ... reached No. 10 ranking at mid-season ... Rollins was a first-round pick of the Atlanta Hawks.

1977-78

(15-12 Overall, 3-9 ACC)

G Stan Rome, 6-5, Sr., 24, 12.7, 3.1, .448, .612
 G Derrick Johnson, 6-2, Jr., 25, 10.3, *5.1, .532, .838
 C Chubby Wells, 6-5, Jr., 22, 7.9, 4.9, .561, .667
 F Jimmy Howell, 6-7, Sr., 16, 8.7, 5.1, .541, .769
 F Colon Abraham, 6-7, Sr., 25, 10.7, 3.3, .527, .719
Top Subs: John Campbell, C, 6-10, So., 9.4 PPG, 7.2 RPG
 Greg Coles, G, 6-2, Jr., 8.8 PPG

Notes: Team ranked 13th nationally in field goal percentage; * - assist average

1978-79

(19-10 Overall, 5-7 ACC)

G Billy Williams, 6-3, Jr., 28, 13.2, 2.2, .527, .739
 G Bobby Conrad, 6-0, Jr., 17, 4.7, *3.5, .439, .806
 C John Campbell, 6-10, Jr., 11, 5.6, 4.6, .568, .593
 F Marvin Dickerson, 6-6, Sr., 28, 7.9, 4.9, .522, .635
 F Larry Nance, 6-10, So., 28, 11.1, 7.2, .519, .636
Top Subs: Derrick Johnson, G, 6-2, Sr., 7.9 PPG
 Horace Wyatt, F, 6-9, Fr., 5.9 PPG

Notes: Won Sun Bowl Tourney ... beat Kentucky at Kentucky, 68-67 in OT, in what was then the largest crowd ever for NIT game; * - assist average

1979-80

(23-9 Overall, 8-6 ACC)

G Billy Williams, 6-3, Sr., 32, 17.6, 3.3, .535, .748
 G Bobby Conrad, 6-2, Sr., 32, 7.8, *4.9, .500, .726
 C John Campbell, 6-10, Sr., 27, 10.9, 6.4, .580, .556
 F Larry Nance, 6-10, Jr., 32, 13.9, 8.1, .515, .598
 F Horace Wyatt, 6-10, So., 31, 8.0, 4.8, .481, .667
Top Subs: Fred Gilliam, F, 6-8, Fr., 6.6 PPG
 Chris Dodds, G, 6-0, So., 5.9 PPG
 Mitchell Wiggins, G, 6-4, So., 5.5 PPG

Notes: Reached Final Eight of NCAA Tournament ... defeated six top-20 teams, a school record ... beat No. 1 Duke before record crowd of 13,853 ... Williams was first-team All-ACC selection ... reached No. 10 rank in AP in mid-February ... team ranked 16th in the nation in scoring margin; * - assist average

1980-81

(20-11 Overall, 6-8 ACC)

G Chris Dodds, 6-0, Jr., 31, 11.5, *6.0, .529, .731
 G Vincent Hamilton, 6-4, Fr., 22, 8.8, 4.6, .536, .730
 C Bill Ross, 6-10, Jr., 20, 5.8, 3.9, .473, .548
 F Larry Nance, 6-10, Sr., 27, 15.9, 7.6, .575, .690
 F Fred Gilliam, 6-8, So., 24, 9.3, 3.9, .473, .851
Top Subs: Horace Wyatt, F, 6-10, Jr., 8.4 PPG
 Clarke Bynum, F, 6-7, Fr., 6.8 PPG

Notes: Lost in first round of the NIT ... Nance was a first-round pick of the Phoenix Suns ... Nance was a second-team All-ACC selection ... won Rainbow Classic, beat eventual NCAA champion Indiana ... beat No. 5 Wake Forest.

1981-82

(14-14 Overall, 4-10 ACC)

G Vincent Hamilton, 6-4, So., 28, 15.0, 4.8, .586, .806
 G Mike Eppley, 6-2, So., 15, 4.3, *4.2, .437, .750
 C Horace Wyatt, 6-10, Sr., 28, 11.0, 6.7, .601, .630
 F Fred Gilliam, 6-9, Jr., 26, 10.7, 5.3, .478, .829
 F David Shaffer, 6-7, Fr., 16, 6.5, 3.3, .483, .754
Top Subs: Bill Ross, C, 6-10, Sr., 5.6 PPG
 Clarke Bynum, F, 6-7, So., 5.4 PPG

Notes: Hamilton led the ACC in field goal percentage ... lost in first round of the NIT ... Raymond Jones received redshirt year ... team ranked 20th in the nation in free throw percentage ... Hamilton was a second-team All-ACC selection; * - assist average

1982-83

(11-20 Overall, 2-12 ACC)

G Mike Eppley, 6-2, Jr., 18, 5.7, *5.0, .463, .759
 G Warren Wallace, 6-2, Fr., 20, 7.5, 2.2, .467, .522
 C Raymond Jones, 6-8, So., 31, 11.5, 7.1, .482, .700
 F David Shaffer, 6-7, So., 25, 9.1, 4.9, .480, .709
 F Fred Gilliam, 6-8, Sr., 16, 8.8, 4.4, .456, .800

Top Subs: Marc Campbell, G, 6-2, Jr., 9.1 PPG
 Anthony Jenkins, F, 6-7, Fr., 8.4 PPG
 Chris Michael, F, 6-5, 7.5 PPG

Notes: Led the ACC in three-point field goal percentage ... Hamilton received redshirt year due to injury.

1983-84

(14-14 Overall, 3-11 ACC)

G Mike Eppley, 6-2, Sr., 11, 3.2, *3.3, .400, .818
 G Vincent Hamilton, 6-4, Jr., 24, 14.2, 5.4, .505, .671
 C Murray Jarman, 6-6, Sr., 27, 15.0, 5.5, .569, .738
 F Chris Michael, 6-5, So., 20, 7.5, 3.2, .461, .613
 F Raymond Jones, 6-8, Jr., 18, 7.0, 4.8, .483, .574
Top Subs: Anthony Jenkins, F, 6-7, So., 10.1 PPG
 Marc Campbell, G, 6-2, Sr., 7.1 PPG

Notes: David Shaffer started first seven games at point guard, but was injured and lost for the year ... Jarman was named second-team All-ACC Tournament ... won at No. 15 Duke ... team led the nation with 20.5 assists per game; * - assist average.

1984-85

(16-13 Overall, 5-9 ACC)

G Vincent Hamilton, 6-4, Sr., 28, 15.1, 6.9, .486, .803
 G Chris Michael, 6-5, Jr., 24, 8.8, 3.1, .398, .649
 C Glen McCants, 6-9, Jr., 20, 7.9, 6.0, .525, .640
 F Horace Grant, 6-9, So., 26, 11.3, 6.8, .555, .637
 F Glenn Corbit, 6-6, Jr., 25, 11.7, 3.2, .451, .685
Top Subs: Grayson Marshall, G, 6-2, Fr., 7.3 PPG, 6.6 APG
 Raymond Jones, C, 6-9, Sr., 6.8 PPG
 Harvey Grant, F, 6-10, Fr., 5.1 PPG

Notes: Advanced to NIT ... led the conference in rebounding ... McCants was injured in the 20th game and lost for the season ... beat three top-20 teams, No. 9 Georgia Tech, No. 11 North Carolina, and No. 20 Maryland ... team ranked 22nd nationally in rebound margin ... Marshall ranked 20th in the nation in assists.

1985-86

(19-15 Overall, 3-11 ACC)

G Grayson Marshall, 6-2, So., 31, 8.3, *7.7, .463, .701
 G Larry Middleton, 6-3, Jr., 22, 11.4, 3.7, .424, .750
 C Glen McCants, 6-9, Sr., 34, 9.2, 5.6, .533, .727
 F Glenn Corbit, 6-6, Sr., 17, 9.9, 3.0, .502, .620
 F Horace Grant, 6-10, Jr., 31, 16.4, 10.5, .584, .725
Top Subs: Jerry Pryor, F, 6-7, Fr., 6.5 PPG
 Anthony Jenkins, F, 6-7, Jr., 5.6 PPG

Notes: Grant ranked 10th in the nation, first in the ACC in rebounding ... Marshall tied for 13th in the nation in assists ... Grant ranked 27th nationally in field goal percentage ... team reached final eight of NIT ... handed Bradley its only regular season loss; * - assist average

1986-87

(25-6 Overall, 10-4 ACC)

G Grayson Marshall, 6-2, Jr., 26, 6.1, *7.4, .450, .740
 G Michael Tait, 6-2, Sr., 31, 12.9, 3.4, .517, .711
 C Horace Grant, 6-10, Sr., 28, 21.0, 9.6, .656, .708
 F Jerry Pryor, 6-7, So., 31, 12.2, 4.7, .574, .720
 F Anthony Jenkins, 6-7, Sr., 30, 9.1, 3.7, .459, .706
Top Subs: Elden Campbell, C, 6-10, Fr., 8.8 PPG
 Michael Brown, G, 6-4, Jr., 8.8 PPG
 Larry Middleton, G, 6-3, Sr., 8.0 PPG

Notes: Grant was named the ACC's MVP, Ellis was ACC Coach-of-the-Year, first-ever honors for the school ... team finished 13th in national AP poll, first Clemson team to be in final AP top 20 ... Grant second-team AP and third-team UPI All-American ... Ellis was named NABC District Coach-of-the-Year ... Grant was the first ACC player to win statistical triple crown (PPG, RPG, FG%) ... Grant ranked third in the nation in field goal percentage ... Tait ranked 10th in the nation in three-point percentage ... Campbell ranked 28th in blocked shots, Grant was 28th in rebounds ... Marshall tied for 15th in assists ... set school record for wins in a season and in ACC play ... team ranked fourth in the nation in scoring, 15th in three-point percentage ... seventh in three-point goals per game; * - assist average

1987-88

(14-15 Overall, 4-10 ACC)

G Grayson Marshall, 6-2, Sr., 27, 7.9, *6.3, .412, .768
 G Tim Kincaid, 6-3, So., 22, 10.3, *4.4, .497, .856
 C Elden Campbell, 6-10, So., 27, 18.8, 7.4, .629, .619
 F Dale Davis, 6-9, Fr., 21, 7.8, 7.7, .532, .506
 F Jerry Pryor, 6-7, Jr., 25, 12.0, 4.6, .593, .614
Top Subs: Donnell Bruce, G, 6-5, Fr., 6.7 PPG
 Ricky Jones, F, 6-7, Fr., 5.4 PPG

Notes: Campbell ranked first in the ACC and 10th in the nation in field goal percentage, first in the ACC and eighth in the nation in blocked shots ... Davis was the second freshman of the decade to finish among the top five rebounders in the ACC ... team led the ACC in field goal percentage defense ... team advanced to NIT ... Campbell ranked as the top field goal shooter and shot blocker among sophomores nationally; * - assist average



ALL-TIME STARTING LINEUPS

1988-89

(19-11 Overall, 7-7 ACC)

G Marion Cash, 6-3, 180, Jr., 19, 6.7, *5.6, .469, .611
G Derrick Forrest, 6-3, 175, Jr., 28, 12.5, 3.9, .457, .583
C Elden Campbell, 6-10, 215, Jr., 25, 17.5, 7.7, .550, .688
F Jerry Pryor, 6-7, 215, Sr., 22, 6.2, 5.1, .510, .571
F Ricky Jones, 6-7, 195, So., 16, 4.3, 1.5, .427, .760
Top Subs: Dale Davis, 6-9, 225, So., 14, 13.3, 8.9, .670, .646
Tim Kincaid, 6-3, 180, Jr., 15, 8.7, 2.1, .472, .773

Notes: Davis was third in the nation in field goal percentage and first in the ACC ... set the ACC's single-season field goal percentage mark (.670) ... Campbell was tied for ninth in the nation and first in the ACC in blocked shots ... Davis led the ACC in rebounding and field goal percentage ... team was ranked as high as 19th by Sporting News at midseason ... defeated No. 3 North Carolina and No. 9 Duke during the regular season ... Campbell was second-team All-ACC, Davis was third-team (AP) ... team advanced to final 32 of NCAA Tournament ... team led the ACC in blocked shots for second straight year; * - assist average

1989-90

(24-8 Overall, 10-4 ACC)

G Marion Cash, 6-3, 180, Sr., 34, 8.4, 2.9, .429, .651
G David Young, 6-5, 175, So., 27, 6.1, 1.7, .363, .658
C Elden Campbell, 6-11, 215, Sr., 30, 16.4, 8.0, .522, .599
F Dale Davis, 6-11, 230, Jr., 34, 15.3, 11.3, .625, .596
F Derrick Forrest, 6-3, 175, Sr., 8.2, 3.1, .482, .466
Top Subs: Sean Tyson, 6-7, 215, Jr., 8.5, 4.1, .550, .583
Ricky Jones, 6-7, 195, Jr., 3.8, 1.5, .505, .611
Kirkland Howling, 6-4, 180, Sr., 7.4, 2.0, .463, .708

Notes: Clemson won its first ever ACC regular season championship ... Davis led the conference in field goal percentage and rebounds for the second consecutive year, a first in conference history ... the team came back from a halftime deficit to gain victory on six different occasions ... first Clemson team to have two first-team All-ACC players (Davis and Campbell) ... Ellis named ACC Coach-of-the-Year ... ranked 17th in final AP and UPI polls ... 13th in USA Today ... set record for homecourt winning streak, advanced mark to 24 in a row ... led ACC in field goal percentage defense and blocked shots.

1990-91

(11-17 Overall, 2-12 ACC)

G Eric Burks, Fr., 6-3, 20, 9.0, 2.4, .428, .650
G David Young, Jr., 6-5, 14, 10.9, 3.1, .440, .833
C Dale Davis, Sr., 6-11, 28, 17.9, 12.1, .522, .580
F Ricky Jones, Sr., 6-7, 24, 10.7, 4.4, .547, .620
F Steve Harris, Fr., 6-4, 20, 4.5, 3.4, .370, .442
Top Subs: Colby Brown, Sr., 6-8, 200, 5.1, 3.1, .496, .708
Andre Bovain, Fr., 6-1, 170, 5.0, 2.7, .413, .500
Donnell Bruce, Sr., 6-5, 175, 4.3, 1.3, .409, .769

Notes: Davis finished the season ranked 10th in the nation in rebounding and 17th in blocked shots.

1991-92

(14-14 Overall, 4-12 ACC)

G Chris Whitney, Jr., 6-1, 27, 13.4, *5.8, .410, .767
G Andre Bovain, So., 6-1, 18, 9.4, 3.3, .455, .406
C Sharone Wright, Fr., 6-10, 23, 12.0, 8.1, .498, .563
F Steve Harris, So., 6-4, 19, 6.8, 3.6, .417, .571
F Corey Wallace, Jr., 6-7, 13, 7.6, 4.2, .538, .712
Top Subs: Devin Gray, Fr., 6-6, 12, 10.9, 5.1, .520, .430
Eric Burks, So., 6-1, 13, 7.1, 2.2, .504, .600
Kevin Hines, Jr., 6-7, 12, 6.2, 4.2, .483, .622

Notes: Wright finished the season ranked 31st in the nation in blocked shots ... Whitney was 30th in three-point goals per game ... team defeated No. 16 Florida State and No. 24 Georgia Tech ... team set an ACC record with 24 overtime points in win over Georgia Tech ... Wright led the ACC in blocked shots and offensive rebounds; * - assist average

1992-93

(17-13 Overall, 5-11 ACC)

G Chris Whitney, Sr., 6-0, 171, 29, 15.7, *6.4, .441, .802
G Andre Bovain, Jr., 6-1, 175, 16, 9.6, 4.9, .438, .592
C Sharone Wright, So., 6-10, 260, 29, 15.0, 10.5, .567, .669
F Jeff Brown, Jr., 6-3, 195, 16, 7.9, 2.6, .376, .704
F Devin Gray, So., 6-6, 230, 25, 16.7, 5.5, .530, .637
Top Subs: Kevin Hines, F, Sr., 6-7, 240, 10, 6.4, 3.3, .519, .690
Bruce Martin, G, So., 6-2, 175, 11, 4.7, 1.4, .354, .810
Wayne Buckingham, F/C, Jr., 6-8, 275, 6, 4.3, 2.9, .505, .459
Lou Richie, G, Jr., 5-9, 160, 3, 1.6, *2.4, .458, .500

Notes: Wright ranked second nationally in blocks per game and 20th in rebounds per game ... Whitney was 26th in three-point goals per game and 24th in assists per game ... Wright led the ACC in blocks and rebounds ... beat No. 12 Florida State, 87-75 in ACC Tournament, first win as lower seed in 31 years ... also beat No. 12 Wake Forest 76-74 and No. 22 Georgia Tech in Atlanta, 89-84 ... Cliff Ellis became Clemson's winningest coach with 92-82 win over NC State on 3-3-93 ... beat Auburn 84-72 in first round of the NIT ... led the ACC in steals per game ... Corey Wallace redshirted season due to shoulder injury; * - assist average

CHRIS WHITNEY
WAS A TWO-
YEAR STARTER
FROM 1991-93
AT GUARD.



1993-94

(18-16 Overall, 6-10 ACC)

G Lou Richie, Sr., 5-9, 160, 29, 4.8, *5.5, .349, .667
G Andre Bovain, Sr., 6-1, 180, 29, 11.5, 4.1, .435, .628
C Sharone Wright, Jr., 6-11, 260, 33, 15.4, 10.6, .525, .644
F Jeff Brown, Sr., 6-3, 200, 19, 9.5, 3.2, .432, .787
F Wayne Buckingham, Sr., 6-8, 275, 15, 3.4, 3.3, .394, .636
Rayfield Ragland, Jr., 6-6, 215, 15, 5.8, 3.5, .462, .633
Top Subs: Devin Gray, Jr., 6-6, 230, 14, 14.4, 6.0, .572, .544
Corey Wallace, F, Sr., 6-6, 225, 6, 6.2, 2.9, .422, .727
Merl Code, G, Fr., 6-2, 170, 5, 4.1, *2.7, .333, .809

Notes: Sharone Wright was second-team All-ACC and Devin Gray was third-team All-ACC ... Bovain, Brown, and Richie were all honorable mention All-ACC ... Gray led the ACC in field goal percentage ... Wright was 19th in the nation in rebounding and 15th in blocks ... Wright led the ACC in offensive rebounds ... Wright was also chosen All-District by USBWA ... Cliff Ellis announced his resignation effective at end of the year on January 7 ... Clemson defeated No. 20 Oklahoma State at the Rainbow Classic, and No. 2 North Carolina on February 17 in Littlejohn Coliseum ... team advanced to Final 8 of the NIT with wins over Southern Miss and West Virginia ... Rick Barnes named Clemson head coach on March 22 ... Devin Gray suffered a heart attack on April 4, 1994; * - assist average

1994-95

(15-13 Overall, 5-11 ACC)

G Merl Code, So., 6-2, 170, 28, 11.8, 3.8, .406, .814
G Bruce Martin, Jr., 6-2, 180, 28, 8.6, 1.4, .452, .875
C Iker Iturbe, Fr., 6-7, 230, 20, 6.5, 3.8, .466, .596
F Greg Buckner, Fr., 6-4, 190, 28, 12.0, 5.9, .526, .513
F Andy Kelly, Sr., 6-5, 195, 28, 5.1, 2.6, .380, .828
Top Subs: Bill Harder, G, So., 6-0, 175, 0, 8.0, 2.1, .464, .805
Rayfield Ragland, F, Sr., 6-5, 215, 1, 8.5, 5.4, .497, .600

Notes: Greg Buckner was Clemson's first-ever ACC Rookie-of-the-Year ... team led the ACC in fewest turnovers per game with 11.57, second-lowest figure in ACC history ... led the ACC and ranked ninth in the nation in scoring defense, allowing 62.5 points per game ... Merl Code became the fifth Tiger in history to accumulate at least 100 rebounds, 100 assists, and 50 steals in a season ... Buckner made school record 16 consecutive field goals in December ... team was ranked 18th in AP poll after 10-0 start, first ranking in five years ... sixth place ACC finish was program's best in five years ... Rick Barnes won his first 10 games, best start of any coach in Clemson history ... team won two of three games in North Carolina triangle, just the third time in school history ... swept Duke for first time in 18 years, including just the fourth win in history at Duke ... advanced to the NIT where the Tigers lost to eventual champion Virginia Tech.

1995-96

(18-11 Overall, 7-9 ACC)

G Terrell McIntyre, Fr., 5-8, 175, 21, 12.7, 2.8, .401, .792
G Greg Buckner, So., 6-4, 200, 29, 13.1, 5.1, .472, .672
C Tom Wideman, Fr., 6-10, 240, 29, 5.8, 5.2, .485, .562
F Tony Christie, Fr., 6-6, 215, 14, 8.0, 2.7, .435, .556
F Andrius Jurkunas, Fr., 6-9, 215, 26, 8.1, 4.7, .420, .615
Top Subs: Harold Jamison, F, Fr., 6-9, 238, 6, 7.6, 5.9, .615, .615

Merl Code, G, Jr., 6-2, 190, 11, 12.5, 3.6, .442, .897
Bill Harder, G, Jr., 6-2, 185, 9, 4.3, 2.1, .333, .720

Notes: Team advanced to the NCAA Tournament for the first time in six years ... ranked in AP top 25 six weeks in a row ... beat four top-25 teams, including No. 6 Wake Forest, 55-41 ... that is second-highest number of top-25 wins in a season ... beat North Carolina in the ACC Tournament 75-73 on a dunk by Greg Buckner with 0.6 seconds left ... first win over North Carolina in the ACC Tournament and the first time Clemson beat North Carolina in the state of North Carolina after 37 straight losses ... Buckner was named first-team All-ACC Tournament ... McIntyre was a first-team ACC All-Rookie selection ... only team in the nation that started four freshmen and advanced to NAAs ... set single-season home attendance record with over 150,000 fans attending home games ... team ranked 12th in the nation in scoring defense ... Iker Iturbe received an injury redshirt.

1996-97

(23-10 Overall, 9-7 ACC)

G Terrell McIntyre, So., 5-9, 175, 33, 13.4, *4.4, .391, .797
G Merl Code, Sr., 6-2, 190, 33, 10.9, 2.5, .400, .807
C Harold Jamison, So., 6-8, 245, 22, 7.6, 5.7, .597, .567
F Greg Buckner, Jr., 6-4, 210, 33, 15.6, 4.5, .483, .708
F Tom Wideman, So., 6-10, 250, 21, 4.3, 5.2, .560, .606
Top Subs: Iker Iturbe, So., 6-7, 235, 20, 5.9, 4.0, .456, .439
Vincent Whitt, F, Fr., 6-6, 185, 0, 4.5, 3.0, .409, 3.0
Andrius Jurkunas, F, So., 6-9, 230, 3, 2.5, 1.7, .276, .630

Notes: Ranked as high as No. 2 in the AP poll on Jan. 20, Clemson's highest ranking ever ... finished the season ranked No. 8 in final USA Today poll, also the highest in Tiger history, while Clemson played the ninth-toughest schedule in the nation ... advanced to the Sweet 16, the first time Clemson had done so since 1990 and only the third time in history ... had five wins over ranked teams ... started season by upsetting No. 3 Kentucky (defending national champions); highest ranked non-conference victory in school history ... ranked in the top 20 in every poll, a first in Clemson history ... had a 12-game winning streak ... won its first five ACC games ... team won more games away from home than any other Tiger team in history ... set a single-season attendance record and recorded six sellouts ... also sold a record number of season tickets (7,433) ... took No. 1 seed Minnesota into double overtime in the Sweet 16 in San Antonio before falling 84-90 ... Sports Illustrated had a feature story on the Tiger basketball program for the first time in its 43 years ... Buckner and McIntyre were both named second-team All-ACC ... opened the season with 4,500 fans at the first-ever Midnight Madness in Littlejohn Coliseum; * - assist average

1997-98

(18-14 Overall, 7-9 ACC)

G Terrell McIntyre, Jr., 5-9, 175, 23, 13.9, *5.3, .427, .779
G Greg Buckner, Sr., 6-4, 210, 32, 16.3, 4.1, .537, .696
C Tom Wideman, Jr., 6-10, 250, 24, 4.4, 4.8, .533, .433
F Tony Christie, Jr., 6-6, 210, 25, 8.0, 1.8, .444, .454
F Iker Iturbe, Jr., 6-7, 235, 20, 5.8, 2.6, .471, .653
Top Subs: Harold Jamison, F, Jr., 6-8, 250, 12, 9.8, 7.3, .592, .481
Vincent Whitt, G, So., 6-6, 185, 6, 5.5, 2.8, .400, .652

ALL-TIME STARTING LINEUPS

Johnny Miller, G, Jr., 6-0, 180, 7, 4.3, *1.7, .298, .667
Mohamed Woni, F, So., 6-9, 235, 1, 3.7, 2.8, .523, .658
Adam Allenspach, C, Fr., 7-1, 235, 10, 2.1, 1.2, .436, .692

Notes: Began season ranked No. 5 in AP preseason poll, highest preseason ranking in school history ... defeated three top-25 teams, including No. 6 South Carolina ... fourth straight win over South Carolina ... set school record for total attendance and average ... chosen for NCAA Tournament, third straight year, a Clemson first ... Buckner was second-team All-ACC ... Buckner started record 122 consecutive games ... team defeated Florida State in Tallahassee, 78-49, largest ACC road victory margin in school history ... McIntyre was first-team All-ACC Tournament ... Wideman was named first-team Academic All-District ... Jamison led the ACC in offensive rebounding ... team faced fourth toughest schedule in nation; * - assist average

1998-99

(20-15 Overall, 5-11 ACC)

G Terrell McIntyre, Sr., 5-9, 182, 35, 17.9, *5.4, .436, .793
G Johnny Miller, Sr., 6-0, 173, 18, 5.9, 4.1, .300, .545
C Tom Wideman, Sr., 6-10, 250, 35, 7.4, 7.1, .519, .581
F Harold Jamison, Sr., 6-8, 250, 35, 12.7, 9.9, .674, .521
F Andrius Jurkunas, Jr., 6-9, 235, 24, 7.6, 3.8, .444, .695
Top Subs: Tony Christie, F, Sr., 6-6, 210, 11, 5.9, 2.2, .414, .500
Adam Allenspach, C, So., 7-1, 257, 0, 4.8, 3.5, .536, .681
Will Solomon, G, Fr., 6-2, 170, 6, 6.3, 1.5, .360, .621

Notes: Clemson finished the season ranked eighth in the nation in rebound margin, highest final ranking in that category in school history ... Jamison ranked 18th in the nation in rebounding, he would have led the nation in field goal percentage had he made one more field goal over the course of the entire season ... team advanced to championship of the NIT, losing to California by one point ... Clemson had the leading rebounder (Jamison) and leading scorer (McIntyre) in the ACC, first time since 1972-73 that the same team had different players as top scorer and rebounder ... McIntyre ended his career second in Clemson history in scoring and assists ... Jamison and McIntyre made NIT All-Tournament Team ... Wideman won ACC's Weaver-James-Corrigan award ... senior class finished with 79 wins, tied for second-most in school history ... Shyatt set school record for wins by a rookie head coach with 20; * - assist average

1999-00

(10-20 Overall, 4-12 ACC)

G Edward Scott, Fr., 6-0, 160, 21, 6.5, *3.3, .311, .750
G Will Solomon, So., 6-1, 170, 30, 20.9, 4.1, .401, .684
C Adam Allenspach, Jr., 7-1, 265, Jr., 29, 11.4, 7.1, .457, .740
F Andrius Jurkunas, Sr., 6-9, 235, 25, 8.5, 5.1, .367, .641
F Chucky Gilmore, So., 6-8, 265, 23, 3.7, 6.1, .387, .481
Top Subs: Pasha Bains, Fr., 6-3, 200, 4, 5.7, 1.7, .370, .778

Dustin Braddick, So., 6-5, 210, 4.9, 4.3, .425, .667
Ray Henderson, Fr., 6-8, 255, 3.9, 3.8, .528, .538

Notes: Solomon led the ACC in scoring and ranked 16th in the nation with a 20.9 average ... Solomon made first-team All-ACC, first Tiger to make first team since 1990, first Clemson sophomore to do it in 30 years ... Solomon also made NABC All-District team ... Solomon improved his scoring average by 14.6 points, biggest one-season jump in ACC history ... Jurkunas finished career as Clemson's career leader in three-point goals by a forward ... season included victory over a No. 21 NC State team, and a win on the road at NC State ... defeated rival South Carolina for the sixth straight year ... victory total also included win over a Winthrop team that went to the NAAs; * - assist average

2000-01

(12-19 Overall, 2-14 ACC)

G Edward Scott, So., 6-0, 180, 30, 7.3, *4.2, .391, .821
G Will Solomon, Jr., 6-1, 185, 28, 19.7, 2.9, .397, .788
C Ray Henderson, So., 6-8, 250, 21, 5.4, 4.8, .535, .567
F Chris Hobbs, Fr., 6-7, 250, 16, 7.3, 6.3, .566, .688
F Dwon Clifton, Fr., 6-5, 190, 17, 3.9, 2.6, .375, .464
Top Subs: Tony Stockman, Fr 6-1, 165, 6, 12.0, 1.9, .374, .836
Adam Allenspach, Sr., 7-1, 265, 15, 7.7, 5.5, .453, .676
Pasha Bains, So., 6-3, 205, 12, 4.9, 1.1, .447, .524

Notes: Team defeated No. 1 North Carolina 75-65 in February, Clemson's second win in history over nation's top ranked team ... North Carolina had 18-game winning streak entering the game ... Solomon second-team All-ACC ... Solomon set school record for consecutive double figure scoring games with 52 ... Solomon turned pro a year early and was a second-round pick of the Grizzlies ... Solomon also broke the school record for three-point goals per game in a season ... Stockman and Hobbs made ACC All-Rookie team ... Stockman led all ACC rookies in scoring, Hobbs led all ACC rookies in rebounding ... team set school record for three-point goals in a season with 248 ... team played 13 games against top-25 teams; * - assist average

2001-02

(13-17 Overall, 4-12 ACC)

G Edward Scott, 6-0, Jr., 30, 11.9, *7.9, .405, .674
G Tony Stockman, 6-1, So., 27, 12.2, 2.5, .351, .686
C Ray Henderson, 6-8, Jr., 30, 8.1, 8.8, .546, .629
F Jamar McKnight, 6-5, Sr., 24, 12.5, 4.2, .461, .750
F Chris Hobbs, 6-7, So., 30, 11.6, 6.1, .541, .623
Top Subs: Chey Christie, 6-4, Fr., 5.3 PPG
Tomas Nagys, 6-10, Jr., 4.9 PPP, 4.5 RPG
Sharrod Ford, 6-9, Fr., 4.5 PPG, 3.6 RPG, .606
Notes: Scott earned third-team All-ACC honors and was third in the nation in assists per game with 7.93, a school single season record ... Scott had 30 points and 16 assists in double

overtime win over Wake Forest, just the second player in ACC history to have 30 points and at least 15 assists in the same game (Kenny Anderson, Georgia Tech) ... team led the ACC in rebounding for first time since 1984-85 ... defeated two top-20 teams, a No. 5 Virginia team, by 16 points, and a No. 17 Wake Forest team in double overtime, 118-115, the highest scoring game in Clemson history for two teams combined; * - assist average

2002-03

(15-13 Overall, 5-11 ACC)

G Edward Scott, 6-0, Sr., 175, 28, 17.7, 3.7, .386, .739
G Chey Christie, 6-4, So., 178, 27, 11.5, 2.9, .401, .692
C Sharrod Ford, 6-9, So., 220, 27, 7.5, 6.8, .564, .458
F Olu Babalola, 6-6, So., 255, 26, 7.6, 3.7, .423, .662
F Chris Hobbs, 6-7, Jr., 260, 18, 6.3, 5.5, .508, .581
Top Subs: Ray Henderson, 6-8, Sr., 275, 10, 5.4, 4.8, .551, .660
Tomas Nagys, 6-10, Sr., 250, 1, 6.6, 3.8, .500, .739
Shawan Robinson, 6-2, Fr., 170, 0, 4.9, 1.2, .450, .733


Notes: Scott was named first-team All-ACC, first Clemson point guard in 43 years to be a first-team selection ... he finished the season third in the ACC in scoring and fifth in assists ... the senior also became the ninth player in ACC history to reach 1000 points, 500 assists and 400 rebounds ... team led ACC in fewest turnovers per game (13.46) ... Robinson made .475 of his three-point shots, third-best in Clemson history ... team won three straight ACC games from Feb. 15-22, longest streak in league play since 1996-97 ... opened the season with nine straight wins ... defeated Cincinnati in December, 58-51, Bearcats went on to NCAA Tournament.

2003-04

(10-18 Overall, 3-13 ACC)

G Vernon Hamilton, Fr., 6-0, 192, 17, 7.3, 3.7, .385, .524
G Chey Christie, Jr., 6-4, 183, 26, 9.1, 2.7, .406, .679
C Sharrod Ford, Jr., 6-9, 223, 28, 11.9, 7.2, .537, .629
F Olu Babalola, Jr., 6-6, 242, 28, 9.0, 4.6, .355, .753
F Chris Hobbs, Sr., 6-7, 260, 24, 7.7, 5.4, .497, .548
Top Subs: Shawan Robinson, So., 6-2, 183, 12, 10.8, 3.1, .426, .753
Akin Akingbala, So., 6-9, 230, 4, 4.8, 4.6, .606, .500
Lamar Rice, Jr., 6-7, 210, 0, 4.0, 2.6, .338, .471

Notes: Ford ranked second in the ACC and 21st in the nation in blocks per game ... team had two wins over top-15 teams, defeating No. 12 North Carolina and No. 15 NC State ... made 11-13 three-point goals in win over North Carolina for an .846 accuracy, best in Clemson history and sixth best single-game percentage in the history of college basketball ... defeated Boston College and East Tennessee State, giving the team four wins over teams that advanced to the NCAA Tournament ... played the fourth most difficult schedule in the nation (Sagarin) and the sixth most difficult (RPI) ... Akingbala and Robinson both made first-team Academic All-ACC.



TONY CHRISTIE PLAYED 115 GAMES OVER HIS CAREER FROM 1995-99, HELPING THE TIGERS TO THREE NCAA BIDS.



ALL-TIME STARTING LINEUPS

2004-05

(16-16 Overall, 5-11 ACC)

G Cliff Hammonds, Fr., 6-3, 175, 31, 10.6, 3.6, .432, .646
 G Vernon Hamilton, So., 6-0, 190, 19, 6.8, 2.6, .425, .602
 G Shawan Robinson, Jr., 6-2, 170, 17, 10.8, 2.9, .408, .837
 C Sharrod Ford, Sr., 6-9, 230, 32, 14.9, 8.2, .512, .585
 F Cheyenne Moore, Fr., 6-6, 190, 17, 6.6, 2.5, .363, .828
Top Subs: Olu Babalola, Sr., 6-6, 245, 11, 6.8, 3.7, .366, .705
 James Mays, Fr., 6-9, 215, 8, 4.3, 3.4, .459, .438
 Akin Akingbala, Jr., 6-9, 220, 13, 5.8, 4.1, .593, .520
 Sam Perry, Fr., 6-5, 190, 12, 4.0, 2.7, .476, .475

Notes: Clemson advanced to postseason play for the first time since 1999 ... Ford earned third-team All-ACC honors and helped Clemson to a three-game sweep of Maryland ... also had game-winning dunk at the buzzer on senior night to lift Clemson to victory over Virginia Tech ... Tigers defeated South Carolina, 63-62, in overtime in Columbia ... Robinson and Hammonds were academic All-ACC ... Hammonds made the ACC All-Freshman team and was a four-time Rookie-of-the-Week honoree ... Clemson was the only school in the nation to rank in top 20 in both steals and blocks per game.

2005-06

(19-13 Overall, 7-9 ACC)

G Cliff Hammonds, So., 6-3, 197, 32, 10.1, 3.4, .402, .565
 G Vernon Hamilton, Jr., 6-0, 195, 23, 12.0, 3.2, .447, .551
 C Akin Akingbala, Sr., 6-9, 240, 32, 12.1, 8.2, .576, .556
 F K.C. Rivers, Fr., 6-5, 210, 12, 7.1, 4.8, .377, .840
 F Sam Perry, So., 6-5, 208, 22, 6.3, 3.0, .485, .645
Top Subs: Shawan Robinson, Sr., 6-2, 190, 11, 12.3, 2.2, .354, .913
 James Mays, So., 6-9, 222, 11, 9.2, 7.6, .541, .525
 Julius Powell, Fr., 6-7, 208, 11, 5.5, 2.7, .376, .615

Notes: Clemson advanced to postseason play for the second consecutive year, a first since 1997-99 ... Clemson led the ACC and was second nationally in steals per game ... the Tigers won their first eight-team tournament since 1980 by capturing the 2005 San Juan Shootout crown ... the team won seven ACC games, most since the 1997-98 season ... earned a sweep of Georgia Tech, a first since the 1996-97 season ... Hamilton earned ACC All-Defensive Team honors after becoming the first Tiger ever to lead the league in steals per game ... Hamilton set the school's career and single-season records for steals ... Robinson ranked third nationally in free throw shooting at 91.3 percent, which also led the ACC ... Robinson was named academic All-ACC for the fourth time.

2006-07

(25-11 Overall, 7-9 ACC)

G Cliff Hammonds, Jr., 6-3, 197, 36, 11.6, *4.1, .465, .644
 G Vernon Hamilton, Sr., 6-0, 195, 36, 12.3, 3.1, .468, .490
 C Trevor Booker, Fr., 6-7, 215, 36, 10.4, 6.4, .602, .615
 F Sam Perry, Jr., 6-5, 208, 28, 3.6, 2.7, .432, .481
 F James Mays, Jr., 6-9, 225, 34, 12.2, 6.4, .478, .550
Top Subs: K.C. Rivers, So., 6-5, 210, 14.0, 4.5, .462, .735
 Julius Powell, So., 6-7, 208, 0, 2.6, 1.4, .286, .571

Notes: Clemson advanced to the championship game of the NIT for the second time in school history, falling to West Virginia 78-73 in the final ... team tied the school record for overall wins (25) and consecutive wins (17) ... Clemson was the nation's last remaining unbeaten ... the Tigers were ranked in the coaches' poll for eight weeks, with a high of No. 14 on Jan. 8 ... team went 18-1 against non-conference competition, which included six wins over schools from the Big East, Big Ten, and SEC ... Mays was second-team All-District and honorable mention All-ACC ... Rivers was named to NIT All-Tournament Team ... Hamilton concluded his career sixth in ACC history with 271 total steals ... three players, including Hammonds, were named Academic All-ACC; * - assist average.

2007-08

(24-10 Overall, 10-6 ACC)

G Cliff Hammonds, Sr., 6-3, 200, 34, 11.4, 4.1, .467, .459
 G Demontez Stitt, Fr., 6-2, 170, 20, 8.8, *2.9, .408, .761
 C Trevor Booker, So., 6-7, 240, 34, 11.0, 7.3, .555, .573
 F K.C. Rivers, Jr., 6-5, 215, 33, 14.7, 6.3, .438, .677
 F James Mays, Sr., 6-9, 230, 28, 10.7, 6.8, .483, .549
Top Subs: Terrence Oglesby, Fr., 6-2, 185, 0, 10.5, 1.8, .381, .851
 Sam Perry, Sr., 6-5, 215, 14, 3.1, 2.3, .433, .667
 David Potter, So., 6-6, 205, 0, 4.8, 2.1, .412, .733
 Raymond Sykes, Jr., 6-9, 220, 6, 4.4, 2.4, .573, .500

Notes: Clemson advanced to NCAA Tournament for first time in 10 years ... also advanced to championship game of the ACC Tournament for only the second time in school history ... equaled highest number of ACC wins (10) in Clemson history ... finished the year with a No. 22 ranking in the AP poll, Clemson's first final ranking since the 1996-97 season ... defeated a top-10 Duke team in the semifinals of the ACC Tournament ... Rivers and Hammonds were named second and third-team All-ACC, respectively ... both were All-District as well ... Hammonds became first Clemson player named All-ACC on the court and in the classroom for the first time since 1967 ... Hammonds first-ever recipient of the Skip Prosser Award ... a record four players were named to the All-ACC Tournament teams, including first-team selections Booker and Rivers ... Clemson ranked in the top 20 nationally in both



AKIN AKINGBALA
 AVERAGED 12.1 POINTS
 AND 8.2 REBOUNDS
 PER GAME AS A
 SENIOR IN 2005-06.

blocks and steals per game; * - assist average.

2008-09

(23-9 Overall, 9-7 ACC)

G Demontez Stitt, So., 6-2, 175, 32, 8.7, *3.8, .413, .673
 G Terrence Oglesby, So., 6-2, 190, 31, 13.2, 1.7, .375, .845
 C Raymond Sykes, Sr., 6-9, 220, 31, 7.9, 5.1, .578, .557
 F K.C. Rivers, Sr., 6-5, 215, 32, 14.2, 6.0, .449, .667
 F Trevor Booker, Jr., 6-7, 240, 32, 15.3, 9.7, .571, .707

Top Subs: David Potter, Jr., 6-6, 205, 0, 4.9, 2.2, .380, .756
 Jerai Grant, So., 6-8, 215, 1, 4.7, 3.2, .644, .647
 Andre Young, Fr., 5-9, 160, 0, 4.4, *2.1, .377, .632
 Tanner Smith, Fr., 6-5, 205, 0, 3.6, 1.8, .448, .667

Notes: Clemson posted 20 or more wins for the third straight season, a school record ... Tigers finished as No. 7 seed in the South Regional of the NCAA Tournament ... finished the season ranked No. 24 in AP poll ... improved winning percentage for the fifth straight season ... defeated No. 3 Duke by 27-point margin, largest ever for Clemson against a ranked opponent ... defeated seven ACC foes by double digits, a school record; Booker named second-team All-ACC, also named to All-ACC Defensive Team ... Booker led the ACC in field goal percentage and rebounding, first player to do that since Tim Duncan for Wake Forest in 1996-97 ... Rivers became school's all-time leader with 281 three-point goals ... Clemson was nation's only team to rank in top 10 in both blocked shots and steals per game; * - assist average.

2009-10

(21-11 Overall, 9-7 ACC)

G Demontez Stitt, Jr., 6-2, 175, 29, 11.4, *3.1, .454, .783
 G Tanner Smith, So., 6-5, 220, 32, 8.7, 4.2, .401, .740
 C Jerai Grant, Jr., 6-8, 220, 29, 7.2, 4.7, .632, .593
 F David Potter, Sr., 6-6, 215, 30, 7.0, 2.7, .364, .686
 F Trevor Booker, Sr., 6-7, 240, 32, 15.2, 8.4, .521, .591

Top Subs: Andre Young, So., 5-9, 170, 3, 9.2, *2.4, .401, .800
 Noel Johnson, Fr., 6-6, 190, 2, 4.8, 1.9, .372, .727
 Devin Booker, Fr., 6-8, 235, 1, 4.5, 2.9, .561, .533
 Milton Jennings, Fr., 6-9, 225, 0, 3.3, 2.7, .374, .643

Notes: Clemson posted 20 or more wins for fourth straight season, a school record ... Tigers finished as No. 7 seed in the East Regional of NCAA Tournament ... ranked in national polls for 12 weeks during regular season ... compiled a 7-1 record at home versus ACC foes ... eighth in NCAA in steals per game and 10th in three-point percentage defense ... Trevor Booker named first-team All-ACC, a first for the Tigers since 2003 ... he went on to be a first-round draft choice at No. 23 overall ... named to the ACC's All-Defensive Team ... he and Potter combined to lead Clemson to 93 victories in their four years with the program, an all-time high for a senior class ... Smith and Young named All-ACC Academic ... Clemson played host to ESPN College GameDay on Jan. 23, 2010 against Duke; * - assist average.

2010-11

(22-12 Overall, 9-7 ACC)

G Demontez Stitt, Sr., 6-2, 180, 30, 14.5, 4.3, .433, .732
 G Andre Young, Jr., 5-9, 175, 33, 11.1, *3.0, .406, .705
 C Jerai Grant, Sr., 6-8, 230, 31, 12.4, 6.7, .571, .711
 F Tanner Smith, Jr., 6-5, 210, 30, 7.8, 3.5, .411, .728
 F Devin Booker, So., 6-8, 245, 33, 8.1, 5.5, .447, .734

Top Subs: Milton Jennings, So., 6-9, 225, 4, 8.3, 5.2, .410, .772
 Bryan Narcisse, Jr., 6-6, 220, 4, 2.9, 1.6, .500, .531
 Cory Stanton, Fr., 5-10, 175, 0, 2.4, 0.6, .345, .667
 Zavier Anderson, Sr., 5-9, 170, 4, 1.3, 1.3, .467, .421

Notes: Clemson posted 20 or more wins for the fifth straight season, a school record ... Tigers earned invitation to the NCAA Tournament for fourth straight year, also a record ... won first NCAA Tournament game in 14 years vs. UAB ... advanced to semifinals of ACC Tournament for second time in last four years ... Brownell sets first-year Clemson coaching records for wins (22) and winning percentage (.647) ... led the ACC in scoring defense, allowing just 61.4 points per game, a figure that ranked 24th nationally ... Stitt named third-team All-ACC and was also first-team All-ACC Tournament ... Grant named to All-ACC Defensive Team ... Stitt first player at Clemson to start on four NCAA Tournament teams ... Young led the ACC with 2.55 assist-to-turnover ratio ... Smith named to third straight All-ACC Academic Team; * - assist average.

2011-12

(16-15 Overall, 8-8 ACC)

G Andre Young, Sr., 5-9, 170, 31, 13.3, 2.7, .416, .828
 G Tanner Smith, Sr., 6-5, 210, 31, 11.2, 5.1, .457, .721
 C Devin Booker, Jr., 6-8, 245, 29, 10.5, 7.0, .459, .698
 F Bryan Narcisse, Sr., 6-6, 225, 17, 2.6, 2.1, .377, .696
 C Milton Jennings, Jr., 6-9, 225, 23, 9.7, 5.6, .439, .592

Top Subs: Catalin Baciu, Sr., 7-2, 255, 5, 4.1, 2.1, .581, .581
 K.J. McDaniels, Fr., 6-6, 190, 1, 3.9, 1.8, .454, .579
 Rod Hall, Fr., 6-1, 210, 9, 3.8, 1.3, .441, .596
 T.J. Sapp, Fr., 6-2, 190, 9, 3.6, 1.6, .311, .438
 Devin Coleman, Fr., 6-2, 200, 0, 2.6, 1.3, .359, .727

Notes: Clemson posted a break even record in the ACC for a school-record fifth consecutive season ... defeated three teams that advanced to the NCAA Tournament, all at home, including eventual Sweet 16 participant NC State and ACC Tournament champion Florida State ... upset No. 22 Virginia ... ranked second in the ACC in scoring defense (60.6) ... Young named to the All-ACC Defensive Team, the fourth straight year Clemson has had at least one player selected ... Smith named to All-ACC Academic Team for fourth straight season, one of only two players in Clemson history to accomplish the feat ... all four scholarship seniors earned degrees during the academic year; * - assist average

2012-13

(13-18 Overall, 5-13 ACC)

G Rod Hall, So., 6-1, 210, 30, 5.7, *3.5, .437, .597
 G Damarcus Harrison, So., 6-4, 200, 14, 5.2, 2.8, .363, .739

ALL-TIME STARTING LINEUPS

C Devin Booker, Sr., 6-8, 250, 31, 13.1, 7.5, .545, .623
 F K.J. McDaniels, So., 6-6, 200, 25, 10.9, 5.0, .433, .684
 C Milton Jennings, Sr., 6-9, 225, 29, 10.2, 6.4, .409, .681
Top Subs: Jordan Roper, Fr., 5-11, 165, 13, 7.9, 1.3, .384, .630
 Adonis Filer, Fr., 6-2, 190, 4, 3.9, 1.3, .370, .675
 Bernard Sullivan, So., 6-7, 230, 0, 1.8, 1.3, .450, .700

Notes: Clemson was second in the ACC and in the top 40 in the NCAA in scoring defense (60.1), the best figure by a Tiger team since 1950 ... committed fewest turnovers per game (11.45) in school history ... Booker named third-team All-ACC, joining his older brother Trevor as only the third combination in ACC history to make one of the all-conference teams ... Jennings named to All-Tournament Team at Old Spice Classic ... Roper first freshman to lead Tigers in steals since Vernon Hamilton in 2003-04 ... Roper named to All-ACC Academic Team; * - assist average

2013-14

(23-13 Overall, 10-8 ACC)

G Rod Hall, Jr., 6-1, 210, 36, 9.2, *3.4, .405, .757
 G Damarcus Harrison, Jr., 6-4, 205, 22, 7.8, 2.7, .389, .836
 C Landry Nnoko, So., 6-10, 250, 34, 6.5, 6.2, .548, .583
 F K.J. McDaniels, Jr., 6-6, 200, 35, 17.1, 7.1, .459, .842
 F Jaron Blossomgame, Fr., 6-7, 215, 30, 4.9, 5.0, .395, .596
Top Subs: Jordan Roper, So., 5-11, 165, 13, 7.4, 1.7, .406, .817
 Adonis Filer, So., 6-2, 190, 4, 3.9, 1.3, .333, .794
 Austin Ajukwa, Fr., 6-5, 190, 0, 2.3, 1.0, .400, .600
 Sidy Djitte, Fr., 6-10, 240, 1, 1.1, 2.7, .419, .167

Notes: Clemson improved by 10 wins over the previous season, tied for the best single-season jump in school history ... the Tigers won 10 ACC games for only the fourth time in school history and returned to postseason play for the first time since 2011 ... advanced to the NIT semifinals for the third time ... led the NCAA in three-point percentage defense (.285) and ranked in the top 10 in scoring defense (58.4) and total blocks (221) ... McDaniels was first-team All-ACC and the ACC Defensive Player of the Year, Clemson's first such honoree ... McDaniels became the third player in school history with 100 blocked shots in a season, and led the ACC for a second straight season ... McDaniels was only NCAA player to lead his team in scoring, rebounding, blocks, steals and three-point goals ... Nnoko was third in ACC with 2.0 blocks per game, while Hall was in top 10 in both assists per game and assist-to-turnover ratio; * - assist average

2014-15

(16-15 Overall, 8-10 ACC)

G Rod Hall, Sr., 6-1, 205, 31, 9.2, *3.4, .405, .757
 G Damarcus Harrison, Sr., 6-4, 205, 21, 7.9, 2.9, .374, .690
 C Landry Nnoko, Jr., 6-10, 255, 30, 7.6, 5.4, .508, .657
 F Donte Grantham, Fr., 6-8, 205, 31, 8.8, 4.6, .372, .547
 F Jaron Blossomgame, So., 6-7, 215, 31, 13.1, 8.2, .486, .708
Top Subs: Jordan Roper, Jr., 5-11, 165, 10, 6.5, 1.5, .340, .818
 Austin Ajukwa, So., 6-6, 205, 0, 3.1, 1.8, .357, .650
 Josh Smith, Jr., 6-8, 245, 0, 2.4, 2.7, .520, .622

Sidy Djitte, So., 6-10, 240, 1, 2.1, 3.2, .458, .559
Notes: Clemson won eight ACC games for the fourth time in five seasons under Brad Brownell ... the Tigers defeated six teams rated in the top 100 of the final RPI ... beat No. 18 Arkansas in overtime, 68-65, on Dec. 7 ... won ACC road games at Pittsburgh, NC State and Florida State ... defeated three SEC teams, most since the 2007-08 season ... Hall finished his career ninth in Clemson history for assists, games and starts ... Roper named to All-ACC Academic Team ... Blossomgame first Clemson freshman or sophomore since Greg Buckner in 1995 to lead the team in both scoring and rebounding ... Nnoko finished third in the ACC in blocks per game (2.0); * - assist average

2015-16

(17-14 Overall, 10-8 ACC)

G Jordan Roper, Sr., 6-0, 165, 31, 8.8, *3.8, .371, .737
 G Avry Holmes, Jr., 6-2, 195, 31, 10.0, 2.8, .374, .725
 C Landry Nnoko, Sr., 6-10, 255, 26, 8.1, 5.7, .552, .636
 F Donte Grantham, Fr., 6-8, 210, 31, 10.2, 4.1, .384, .846
 F Jaron Blossomgame, Jr., 6-7, 220, 31, 18.7, 6.7, .513, .782
Top Subs: Gabe DeVoe, So., 6-3, 205, 0, 5.3, 2.8, .341, .720
 Sidy Djitte, Jr., 6-10, 240, 5, 5.3, 5.2, .620, .635
 Ty Hudson, Fr., 6-1, 205, 0, 2.4, 0.4, .352, .455

Notes: Clemson won 10 ACC games for only the fifth time in school history ... the Tigers defeated four top-25 teams, most since the 1996-97 season ... defeated three top-25 teams in same week, including top-10 foes Duke and Miami ... won in overtime at Syracuse, first road ACC win in overtime in nearly 20 years ... had more ACC wins than non-conference, a first since 1966-67 ... averaged just 10.2 turnovers per game, fewest in program history ... led ACC in blocks per game for second time in three seasons ... Blossomgame named first-team All-ACC and Most Improved Player ... Blossomgame scored 580 points, eighth-most in Clemson season history ... Blossomgame first player in Clemson history to shoot 50 percent overall, 40 percent from three and 75 percent at the free throw line in same season ... Blossomgame ACC Player of the Week and Naismith Trophy Player of the Week after wins over Duke and Miami ... DeVoe and Roper named to All-ACC Academic Team ... Roper named ACC postgraduate scholarship recipient ... Roper broke season record with 3.03 assist-turnover ratio ... Nnoko named to All-ACC Defensive Team; led ACC in blocks per game (2.3); * - assist average

2016-17

(17-16 Overall, 6-12 ACC)

G Shelton Mitchell, RSo., 6-3, 195, 27, 10.8, 3.5*, .459, .798
 G Avry Holmes, Sr., 6-2, 195, 33, 10.3, 2.4, .415, .815
 C Sidy Djitte, Sr., 6-10, 240, 24, 6.5, 7.7, .529, .681
 F Donte Grantham, Jr., 6-8, 215, 32, 7.3, 4.3, .383, .742
 F Jaron Blossomgame, Sr., 6-7, 220, 33, 17.7, 6.3, .499, .714
Top Subs: Gabe DeVoe, Jr., 6-3, 210, 7, 7.1, 2.8, .379, .600
 Marquise Reed, So., 6-3, 185, 0, 10.0, 2.3, .402, .906
 Elijah Thomas, RFr., 6-9, 235, 7.5, 4.2, .578, .479

Notes: Won 11 games outside of ACC play, including a 62-60 thrilling victory at South Carolina ... it marked the program's first road win against a top-25 non-conference opponent ... Clemson scored its most points against an ACC opponent (95) since 2006 in a win over Wake Forest ... Clemson extended its home winning streak over Georgia Tech to 12 games with a victory on Feb. 1 ... the Tigers also pushed its home winning streak to six in a row - its longest streak ever against Wake (1985-90) ... in the Tigers' ACC tournament opening round win over NC State, head coach Brad Brownell tied Cliff Ellis for the Clemson record with his 59th win over an ACC team ... Blossomgame earned All-ACC honors for the second consecutive season, while finishing with 584 points - eighth most in Clemson history ... was a finalist for Julius Erving and Senior CLASS awards ... finished career with 1,733 points - fifth in history ... selected 59th overall in the 2017 NBA Draft by the San Antonio Spurs - 27th player in Clemson history to be drafted ... Sidy Djitte, Isaac Fields and Riley McGillan named to ACC Academic Honor Roll ... Gabe DeVoe and Avry Holmes earned All-ACC Academic Honors ... Marquise Reed finished 12th in the country and second in the ACC in free throw percentage (.906) - second-highest in program history and highest for a sophomore player; * - assist average

2017-18

(25-10 Overall, 11-7 ACC)

G Shelton Mitchell, R Jr., 6-3, 194, 33, 12.2, 3.6*, .399, .857
 G Marquise Reed, R Jr., 6-3, 189, 35, 15.8, 4.7, .430, .845
 G Gabe DeVoe, Sr., 6-3, 207, 35, 14.2, 4.7, .449, .780
 F Donte Grantham, Sr., 6-8, 215, 19, 14.2, 6.9, .560, .780
 F Elijah Thomas, Jr., 6-9, 237, 35, 10.7, 8.1, .560, .619
Top Subs: Aamir Simms, Fr., 6-7, 237, 34, 4.0, 3.2, .473, .577
 Mark Donnal, Gr., 6-9, 232, 34, 3.7, 1.6, .523, .737
 David Skara, R Jr., 6-8, 208, 26, 3.3, 2.8, .423, .588
 Clyde Trapp, Fr., 6-4, 192, 29, 1.8, 0.7, .390, .737

Notes: Tied a program record with 25 wins and set a program record with 11 wins in ACC play - also tying the program record for the most conference wins in its history ... finished 15-1 in home games (second-most wins all-time at home in a single season - the most home wins ever during a regular season) ... finished 11-1 in non-conference play, including wins at Ohio State and against No. 22 Florida ... Clemson extended its home winning streak over Georgia Tech to 13 games with a victory on Feb. 24 ... won 11 games outside of ACC play, including a 62-60 thrilling victory at South Carolina ... it marked the program's first road win against a top-25 non-conference opponent ... Clemson scored its most points against an ACC opponent (95) since 2006 in a win over Wake Forest ... Clemson extended its home winning streak over Georgia Tech to 12 games with a victory on Feb. 1 ... the Tigers also pushed their home winning streak to six in a row - its longest streak ever against Wake (1985-90) ... in the Tigers' ACC tournament opening round win over NC State, head coach Brad Brownell tied Cliff Ellis for the Clemson record with his 59th win over an ACC team ... Blossomgame earned All-ACC honors for the second consecutive season, while finishing with 584 points - eighth most in Clemson history ... was a finalist for Julius Erving and Senior CLASS awards ... finished career with 1,733 points - fifth in history ... selected 59th overall in the 2017 NBA Draft by the San Antonio Spurs - 27th player in Clemson history to be drafted ... Sidy Djitte, Isaac Fields and Riley McGillan named to ACC Academic Honor Roll ... Gabe DeVoe and Avry Holmes earned All-ACC Academic Honors ... Marquise Reed finished 12th in the country and second in the ACC in free throw percentage (.906) - second-highest in program history and highest for a sophomore player; * - assist average

2018-19

(20-14 Overall, 9-9 ACC)

G Shelton Mitchell, Sr., 6-4, 200, 32, 11.5, 3.0*, .379, .833
 G Marquise Reed, Sr., 6-3, 189, 31, 19.4, 5.5, .440, .843
 F David Skara, Sr., 6-3, 207, 33, 7.6, 4.2, .468, .722
 F Aamir Simms, So., 6-8, 248, 34, 8.1, 4.6, .441, .750
 F Elijah Thomas, Sr., 6-9, 245, 13.0, 7.8, .612, .638
Top Subs: Clyde Trapp, So., 6-4, 194, 34, 6.0, 3.4, .399, .645
 John Newman III, Fr., 6-5, 197, 34, 2.1, 1.8, .384, .545
 Javan White, Jr., 6-10, 227, 33, 2.0, 2.0, .560, .458
 Hunter Tyson, Fr., 6-8, 204, 31, 1.6, 1.0, .254, .667

Notes: Completed back-to-back 20+ win seasons with a 20-14 overall record ... earned a trip to the 2019 NIT - its third-straight postseason appearance ... 45 wins in back-to-back seasons is the third most in program history ... finished 14-5 at home and have gone 29-6 at home over the past two seasons ... Marquise Reed earned All-ACC Third Team honors ... Reed's 19.4 scoring average was the most for a Tiger since Will Solomon (2000-01) ... Elijah Thomas earned his second consecutive All-ACC Defensive Team honor ... head coach Brad Brownell moved into sole possession of second all-time in wins at Clemson (169).



ROD HALL WAS A FIXTURE IN CLEMSON'S STARTING LINEUP FROM 2011-15, AVERAGING 9.2 POINTS PER GAME AS A SENIOR.




ACC ERA PLAYERS

Name	Years	Hometown	GP	FGM	FGA	Pct	3PT	3PA	Pct	FTM	FTA	Pct	Reb	Avg	Ast	TO	ST	BS	Pts	Avg
Colon Abraham	1974-78	Darlington, S.C.	106	446	832	53.6	-	-	-	169	227	74.4	309	2.9	100	108	52	6	1061	10.0
Austin Ajukwa	2013-15	Columbia, S.C.	55	53	143	37.1	20	61	32.8	25	40	62.5	80	1.5	18	29	28	8	151	2.7
Akin Akingbala	2002-06	Lagos, Nigeria	105	284	483	58.8	1	2	50.0	152	284	53.5	539	5.1	58	155	72	92	721	6.9
Adam Allenspach	1997-01	Parkland, Fla.	117	272	580	41.9	0	9	0.0	190	270	70.4	488	4.2	44	119	31	60	734	6.3
Steve Allen	2001-06	Fort Lauderdale, Fla.	76	57	110	51.8	0	0	0.0	29	67	43.3	137	1.8	9	52	13	35	143	1.9
Ryan Amestoy	1991-92	Snellville, Ga.	21	27	61	44.3	14	30	46.7	13	17	76.5	23	1.1	9	14	7	0	81	3.9
Lee Anderson	1975-78	Mayesville, S.C.	16	6	11	54.5	-	-	-	4	8	50.0	3	0.2	1	10	0	0	16	1.0
Zavier Anderson	2007-11	Greenville, S.C.	56	17	40	42.5	3	6	50.0	10	25	40.0	49	0.9	44	46	26	9	47	0.8
David Angel	1970-73	Rock Hill, S.C.	78	317	657	48.2	-	-	-	311	450	69.1	607	7.8	27	-	-	-	945	12.1
Rudy Antoncic	1963-66	McKeesport, Pa.	31	21	63	33.3	-	-	-	24	40	60.0	34	1.1	-	-	-	-	66	2.1
Walt Ayers	1964-67	Turtle Creek, Pa.	66	89	225	39.5	-	-	-	78	150	52.0	146	2.2	-	-	-	-	256	3.9
Joe Ayoob	1964-67	Pittsburgh, Pa.	69	102	258	39.5	-	-	-	102	137	74.5	186	2.7	-	-	-	-	306	4.4
Olu Babalola	2001-05	London, England	108	225	604	37.3	64	226	28.3	180	258	69.8	363	3.4	120	187	104	27	694	6.4
Catalin Baci	2008-12	Cluj-Napoca, Romania	75	79	145	54.5	-	-	-	26	52	50.0	127	1.7	7	36	14	23	184	2.5
Pasha Bains	1999-01	Richmond, British Columbia	51	95	233	40.8	44	129	34.1	32	48	66.7	69	1.4	34	34	8	1	266	5.2
Jonah Baize	2007-11	Evansville, Ind.	24	2	5	40.0	2	2	1.000	0	0	0.0	6	0.3	2	6	0	0	6	0.3
Dave Bauman	1954-55	Asheville, N.C.	2	1	1	100.0	-	-	-	1	1	100.0	5	2.5	-	-	-	-	3	1.5
Milan Belich	1981-83	Solon, Ohio	33	44	103	42.7	4	10	40.0	20	28	71.4	27	0.8	31	15	12	0	112	3.4
Buddy Benedict	1963-66	Duquesne, Pa.	62	125	324	38.6	-	-	-	113	180	62.8	135	2.2	-	-	-	-	363	5.9
Bob Benson	1959-62	Greensburg, Pa.	63	68	171	39.8	-	-	-	33	53	62.3	93	1.5	-	-	-	-	169	2.7
Connie Berry	1958-59	Spartanburg, S.C.	13	5	29	17.2	-	-	-	12	25	48.0	25	1.9	-	-	-	-	22	1.7
Michael Best	1985-87	Washington, DC	21	51	128	39.8	-	-	-	15	22	68.2	38	1.8	35	26	19	6	117	5.6
Jo Jo Bethea	1973-75	Newport News, Va.	53	108	246	43.9	-	-	-	45	71	63.4	78	1.5	114	-	-	-	261	4.9
Julian Betko	2002-04	Ruzomberok, Slovakia	29	19	51	37.3	11	36	30.6	5	9	55.6	23	0.8	15	20	11	-	54	1.8
Speight Bird	1960-61	Rock Hill, S.C.	7	4	8	50.0	-	-	-	1	2	50.0	8	1.1	-	-	-	-	9	1.3
Anthony Blackman	1984-85	Buffalo, N.Y.	8	8	16	50.0	-	-	-	9	13	69.2	3	0.4	6	3	3	0	25	3.1
Ed Bleynt	1983-84	Valdese, N.C.	5	1	1	100.0	-	-	-	1	5	20.0	2	0.4	1	1	0	0	3	0.6
Jaron Blossomgame	2013-17	Alpharetta, Ga.	128	626	1286	48.7	96	305	31.5	383	529	72.4	831	6.5	143	190	83	95	1733	13.5
Mike Bohonak	1961-64	Pittsburgh, Pa.	76	217	550	39.5	-	-	-	50	77	64.9	365	4.8	-	-	-	-	484	6.4
Bill Bonzulak	1959-61	DuMont, N.J.	11	9	21	42.9	-	-	-	0	0	0.0	7	0.6	-	-	-	-	18	1.6
Devin Booker	2009-13	Whitmore, S.C.	128	445	897	49.6	22	80	27.5	242	368	65.8	728	5.7	99	199	80	83	1154	9.0
Trevor Booker	2006-10	Whitmore, S.C.	134	687	1228	55.9	23	71	32.4	328	526	62.4	1060	7.9	224	260	144	249	1725	12.9
Chris Boozer	1987-88	Brevard, N.C.	5	1	8	12.5	0	3	0.0	1	2	50.0	5	1.0	3	1	0	0	3	0.6
Andre Bovain	1990-94	Columbia, S.C.	108	389	888	43.8	107	326	32.8	102	179	57.0	410	3.8	247	203	151	13	987	9.1
Dustin Braddick	1998-01	Charleston, S.C.	77	116	252	46.0	9	26	36.0	69	110	62.7	266	3.5	90	86	37	4	310	4.0
Jim Brennan	1961-64	McKeesport, Pa.	76	486	1145	42.4	-	-	-	345	423	81.6	267	3.5	-	-	-	-	1317	17.3
Ed Brinkley	1955-58	Asheville, N.C.	74	273	657	41.6	-	-	-	187	245	76.3	520	7.0	-	-	-	-	733	9.9
Colby Brown	1987-91	Baconton, Ga.	85	95	220	43.2	17	51	33.3	35	49	71.4	159	1.9	31	70	23	31	242	2.8
David Brown	1973-77	York, Pa.	84	238	491	48.5	-	-	-	125	161	77.6	373	4.4	103	81	53	28	601	7.2
Jeff Brown	1992-94	Thibodaux, La.	55	163	402	40.5	82	218	37.6	75	101	74.3	161	2.9	107	104	45	4	483	8.8
Jive Brown	1971-73	Eastover, S.C.	46	80	208	38.5	-	-	-	38	51	74.5	99	2.2	14	-	-	-	198	4.3
Michael Brown	1986-87	Baltimore, Md.	27	83	191	43.5	34	76	44.7	37	50	74.0	79	2.9	16	31	5	3	237	8.8
Mike Browning	1971-73	Gahanna, Ohio	51	197	436	45.2	-	-	-	129	192	67.2	311	6.1	28	-	-	-	523	10.3
Donnell Bruce	1987-91	Branchville, S.C.	66	117	285	41.1	34	109	31.2	32	50	64.0	109	1.7	53	56	25	4	300	4.5
Ron Budde	1994-95	Knoxville, Tenn.	3	0	0	0.0	0	0	0.0	0	0	0.0	0	0.0	0	0	0	0	0	0.0
Wayne Buckingham	1989-94	Atlanta, Ga.	90	117	261	44.8	0	1	0.0	68	126	54.0	245	2.7	36	101	48	23	302	3.3
Greg Buckner	1994-98	Hopkinsville, Ky.	122	679	1346	50.4	50	181	27.6	346	520	66.5	542	4.4	252	182	179	40	1754	14.4
Eric Burks	1990-92	Atlanta, Ga.	50	153	337	45.4	52	168	31.0	50	80	62.5	116	2.3	143	123	44	6	408	8.2
Gary Burnisky	1961-64	Bridgeville, Pa.	75	295	666	44.3	-	-	-	145	171	84.8	399	5.3	-	-	-	-	735	9.8
Andy Butchko	1973-76	Sharon, Pa.	19	10	30	33.3	-	-	-	12	18	66.7	22	1.2	11	8	1	1	32	1.7
Clarke Bynum	1980-84	Sumter, S.C.	92	184	411	44.8	2	10	20.0	94	129	72.9	196	2.1	179	101	48	7	464	5.0
Edward Bynum	1984-85	Sumter, S.C.	9	3	7	42.9	-	-	-	4	12	33.3	9	1.0	4	3	2	0	10	1.1
Tom Cameron	1955-58	Jersey City, N.J.	68	269	762	35.3	-	-	-	158	241	65.6	135	2.0	-	-	-	-	696	10.2
Elden Campbell	1986-90	Inglewood, Calif.	123	754	1342	56.2	3	10	30.0	369	576	64.1	836	6.8	113	269	135	334	1880	15.3
John Campbell	1977-80	Blenheim, S.C.	84	283	501	56.5	-	-	-	178	312	57.1	511	6.1	64	159	47	126	744	8.9
Marc Campbell	1980-84	Elizabethton, Tenn.	106	242	502	48.2	37	73	50.7	126	166	75.9	171	1.6	364	162	81	11	647	6.1
Tim Capehart	1972-74	Columbus, Ohio	25	36	89	40.4	-	-	-	15	27	55.6	30	1.2	31	-	-	-	87	3.5
Doug Cardoni	1990-91	Wilkes-Barre, Pa.	3	0	2	0.0	0	1	0.0	2	2	100.0	0	0.0	0	1	0	0	2	0.7
Don Carver	1957-60	Elkins, W.Va.	69	200	550	36.4	-	-	-	53	91	58.2	311	4.5	-	-	-	-	453	6.6
Marion Cash	1988-90	Bronx, N.Y.	64	172	387	44.4	9	38	23.7	137	216	63.4	184	2.9	335	211	102	8	490	7.7
Hank Channell	1964-67	Warner Robins, Ga.	69	147	306	48.0	-	-	-	65	125	52.0	219	3.2	-	-	-	-	359	5.2
Brian Chester	1994-97	Heights, N.J.	17	3	11	27.3	1	5	20.0	8	12	66.7	11	0.6	5	7	3	0	15	0.9
Chey Christie	2001-04	Hartford, Conn.	86	256	650	39.4	67	231	29.0	156	234	66.7	192	2.2	155	158	89	13	735	8.5
Tony Christie	1995-99	Hartford, Conn.	115	257	596	43.1	106	315	33.7	113	213	53.1	223	1.9	129	122	60	38	733	6.4
Frank Clarke	1957-60	Wadesboro, N.C.	30	13	33	39.4	-	-	-	15	21	71.4	54	1.8	-	-	-	-	41	1.4
Dwon Clifton	2000-02	Louisburg, N.C.	61	72	225	32.0	30	109	27.5	33	73	45.2	135	2.2	54	45	43	3	217	3.6
John Coakley	1969-71	Clemson, S.C.	73	122	331	36.9	-	-	-	94	155	60.6	139	1.9	-	-	-	-	338	4.6




WALT AYERS
APPEARED IN 66
GAMES FROM
1964-67.



MARION CASH WAS A STARTER
ON CLEMSON'S 1990 ACC
CHAMPIONSHIP TEAM.

ACC ERA PLAYERS



BOBBY CONRAD
APPEARED IN 116
GAMES FOR THE
TIGERS, WITH 402
CAREER ASSISTS.




DONTE GRANTHAM
SCORED 831 POINTS
OVER HIS FIRST
THREE SEASONS
(2014-17).

Name	Years	Hometown	GP	FGM	FGA	Pct	3PT	3PA	Pct	FTM	FTA	Pct	Reb	Avg	Ast	TO	ST	BS	Pts	Avg
Merl Code	1993-97	Greenville, S.C.	97	286	714	40.1	125	371	33.7	235	287	81.9	279	2.9	267	186	119	9	932	9.6
Sam Cohn	1963-66	Beckley, W.Va.	17	6	23	26.1	-	-	-	5	10	50.0	14	0.8	-	-	-	-	17	1.0
Devin Coleman	2011-13	Philadelphia, Pa.	32	42	105	40.0	12	42	28.6	15	19	78.9	40	1.3	12	16	10	4	111	3.5
Greg Coles	1975-79	East Elmhurst, N.Y.	100	316	646	48.9	-	-	-	175	263	66.5	209	2.1	152	138	104	12	807	8.1
Scott Conant	1972-74	Subury, Ohio	19	21	53	39.6	-	-	-	7	14	50.0	39	2.1	11	-	-	-	49	2.6
Bobby Conrad	1976-80	Glen Ellyn, Ill.	116	169	376	44.9	-	-	-	204	285	71.6	172	1.5	402	227	141	14	542	4.7
Joe Cooley	1970-72	Prestonsburg, Ky.	24	12	25	48.0	-	-	-	12	20	60.0	22	0.9	-	-	-	-	36	1.5
Gary Cooper	1987-88	Ambridge, Pa.	1	0	0	0.0	0	0	0.0	0	0	0.0	0	0.0	0	0	0	0	0	0.0
Glenn Corbit	1983-86	Orangeburg, S.C.	66	280	590	47.5	-	-	-	106	163	65.0	193	2.9	109	125	53	16	666	10.1
Tom Corcoran	1964-66	North Charleston, S.C.	10	5	13	38.5	-	-	-	1	3	33.3	9	0.9	-	-	-	-	11	1.1
Chris Couch	1985-87	Greenville, S.C.	15	4	15	26.7	1	5	20.0	0	3	0.0	12	0.8	6	6	1	1	9	0.6
Ronnie Cox	1963-65	Syracuse, N.Y.	22	13	38	34.2	-	-	-	7	12	58.3	16	0.7	-	-	-	-	33	1.5
Michael Crocker	1999-00	Newberry, S.C.	5	0	2	0.00	0	0	0.00	0	0	0.00	1	.2	0	0	2	1	0	0.0
Wayne Croft	1972-75	Bamberg, S.C.	78	245	535	45.8	-	-	-	125	180	69.4	514	6.6	101	-	-	8	615	7.9
Ben Crosland	1953-55	Greenville, S.C.	30	9	30	30.0	-	-	-	7	17	41.2	21	0.7	-	-	-	-	25	0.8
Denny Danko	1966-68	Pittsburgh, Pa.	22	17	48	35.4	-	-	-	13	27	48.1	37	1.7	-	-	-	-	47	2.1
Dale Davis	1987-91	Toccoa, Ga.	121	633	1076	58.8	0	3	0.0	384	651	59.0	1216	10.0	84	189	106	210	1650	13.6
Kenny Davis	1973-74	Columbia, S.C.	3	1	1	100.0	-	-	-	0	0	0.0	1	0.3	-	-	-	-	2	0.7
Lyles Davis	2015-19	Charleston, S.C.	22	2	8	.250	1	4	.250	0	4	0.0	6	0.3	6	2	3	-	5	0.2
Fred De Berry	1956-57	Raleigh, N.C.	1	1	6	16.7	-	-	-	0	1	0.0	2	2.0	-	-	-	-	2	2.0
Dave Demsey	1966-68	West Homestead, Pa.	35	37	112	33.0	-	-	-	23	43	53.5	72	2.1	-	-	-	-	97	2.8
Gabe DeVoe	2014-18	Shelby, N.C.	118	328	829	39.6	169	489	34.6	111	153	72.5	362	3.1	188	154	96	26	936	7.9
Ron DiPasquale	1972-73	North Bergen, N.J.	19	16	38	42.1	-	-	-	15	26	57.7	24	1.3	42	-	-	-	47	2.5
Marvin Dickerson	1975-79	Charleston, S.C.	105	197	406	48.5	-	-	-	114	183	62.3	371	3.5	90	165	53	23	508	4.8
Ibrahim Djambo	2013-14	Bamako, Mali	32	21	66	31.8	10	42	23.8	8	12	66.7	44	1.4	4	14	6	5	60	1.9
Sidy Djitte	2013-17	Dakar, Senegal	127	174	325	53.5	1	2	50.0	125	203	61.6	593	4.7	36	105	60	72	474	3.7
Chris Dodds	1979-82	State College, Pa.	83	235	452	52.0	-	-	-	147	189	77.8	72	0.9	325	172	72	5	617	7.4
Mark Donnal	2017-18	Monclova, Ohio	34	46	88	52.3	20	42	47.6	14	19	73.7	55	1.6	10	14	7	10	126	3.7
Jermel Douglas	1998-03	Rock Hill, S.C.	41	10	30	33.3	3	9	33.3	7	12	58.3	15	0.4	6	11	3	-	30	0.7
Chris Duncan	1987-88	Jonesboro, Ga.	12	24	70	34.3	15	44	34.1	8	15	53.3	34	2.8	28	19	12	2	71	5.9
Curt Eckard	1967-69	Hildebran, N.C.	58	112	254	44.1	-	-	-	75	141	53.2	206	3.6	-	-	-	-	299	5.2
Mike Eppley	1980-84	Charlotte, N.C.	69	102	234	43.6	10	28	35.7	65	84	77.4	83	1.2	268	160	50	0	279	4.0
Scott Everett	1992-93	Britton's Neck, S.C.	1	0	0	0.0	0	0	0.0	4	5	80.0	0	0.0	0	0	0	0	4	4.0
Mike Faer	1967-69	West Mifflin, Pa.	33	20	62	32.3	-	-	-	9	15	60.0	22	0.7	-	-	-	-	49	1.5
Ron Fenwick	1970-71	Rensselaer, Ind.	6	7	20	35.0	-	-	-	2	4	50.0	11	1.8	-	-	-	-	16	2.7
Carson Fields	2011-14	Pewee Valley, Ky.	30	5	19	26.3	0	10	0.0	1	4	25.0	8	0.3	4	3	0	2	11	0.4
Isaac Fields	2016-18	Pewee Valley, Ky.	7	1	3	33.3	0	2	0.0	0	0	0.0	1	0.1	0	0	0	0	2	0.3
Adonis Filer	2012-14	Chicago, Ill.	66	106	300	35.3	39	128	30.5	81	114	71.1	119	1.8	89	83	2	46	332	5.0
Bob Fisher	1956-57	Fairmont, N.C.	3	4	14	28.6	-	-	-	1	3	33.3	7	2.3	-	-	-	-	9	3.0
Sharrod Ford	2001-05	Suitland, Md.	118	449	832	54.0	0	5	0.0	256	449	57.0	762	6.5	71	222	61	177	1154	9.8
Derrick Forrest	1988-90	Malone, Fla.	65	257	549	46.8	64	203	31.5	83	157	52.9	227	3.5	160	127	105	55	661	10.2
Dickie Foster	1968-71	Enka, N.C.	76	188	419	44.9	-	-	-	169	290	58.3	471	6.2	-	-	-	-	545	7.2
Parker Fox	2018-19	Reno, Nev.	5	1	2	50.0	1	2	50.0	0	0	0.0	0	0.0	0	1	0	0	3	0.6
Mel Francisco	1971-72	Brentwood, Md.	17	10	20	50.0	-	-	-	1	2	50.0	28	1.6	-	-	-	-	21	1.2
John Franken	1973-77	Colonial, N.J.	83	139	302	46.0	-	-	-	41	74	55.4	100	1.2	188	111	47	9	319	3.8
Bob Fuzy	1977-80	Warrenville, Ill.	15	3	11	27.3	-	-	-	2	4	50.0	5	0.3	7	4	1	0	8	0.5
Charley Gage	1953-54	Clemson, S.C.	23	74	185	40.0	-	-	-	62	101	61.4	261	11.3	-	-	-	-	210	9.1
Geoff Gardner	1994-95	Lexington, N.C.	5	0	2	0.0	0	0	0.0	0	0	0.0	1	0.2	1	1	1	0	0	0.0
Ken Gardner	1964-67	Collingswood, N.J.	68	220	426	51.6	-	-	-	257	342	75.1	436	6.4	-	-	-	-	697	10.3
Patrick Garner	1995-96	Taylors, S.C.	8	3	5	60.0	0	0	0.0	1	2	50.0	3	0.4	1	5	0	1	7	0.9
Walt Gibbons	1957-60	McKeesport, Pa.	73	246	663	37.1	-	-	-	110	147	74.8	443	6.1	-	-	-	-	602	8.2
Fred Gilliam	1979-83	Pelzer, S.C.	115	426	885	48.1	10	23	43.5	148	177	83.6	481	4.2	162	130	67	14	1010	8.8
Chucky Gilmore	1998-00	Fayetteville, N.C.	54	50	144	34.7	0	0	0.00	28	54	51.9	210	3.9	25	53	14	28	128	2.4
Alan Goldfarb	1966-68	Miami Beach, Fla.	25	2	17	11.8	-	-	-	5	8	62.5	7	0.3	-	-	-	-	9	0.4
Harlan Graham	1984-85	Decatur, Ga.	14	20	48	41.7	-	-	-	12	19	63.2	28	2.0	6	12	5	3	52	3.7
Harvey Grant	1984-85	Sparta, Ga.	28	60	121	49.6	-	-	-	24	41	58.5	126	4.5	11	14	13	10	144	5.1
Horace Grant	1983-87	Sparta, Ga.	122	660	1104	59.8	1	2	50.0	375	533	70.4	981	8.0	206	220	104	82	1696	13.9
Jerai Grant	2007-11	Bowie, Md.	127	326	555	58.7	0	0	0.0	204	321	63.6	541	4.3	72	129	82	197	856	6.7
Donte Grantham	2014-18	Martinsburg, W.Va.	114	402	972	41.4	161	484	33.3	135	186	72.6	542	4.8	220	169	98	84	1100	9.6
Devin Gray	1991-95	Baltimore, Md.	94	542	993	54.6	15	50	30.6	223	397	56.2	525	5.6	108	183	142	48	1322	14.1
Randy Gray	1976-77	Indianapolis, Ind.	9	6	15	40.0	-	-	-	0	0	0.0	7	0.8	2	5	1	1	12	1.3
Van Gregg	1972-75	Columbus, Ohio	80	376	913	41.2	-	-	-	144	184	78.3	210	2.6	78	-	-	-	896	11.2
John Hall	1985-86	Mobile, Ala.	6	2	10	20.0	-	-	-	5	7	71.4	8	1.3	0	4	1	0	9	1.5
Richard Hall	1961-65	Savannah, Ga.	33	23	73	31.5	-	-	-	19	27	70.4	38	1.2	-	-	-	-	65	2.0
Rod Hall	2011-15	Augusta, Ga.	129	311	731	42.5	47	141	31.7	81	107	75.7	281	2.2	393	224	86	13	924	7.2
Vernon Hamilton	2003-07	Richmond, Va.	127	467	1062	44.0	91	289	31.5	213	394	54.1	397	3.1	399	349	271	8	1238	9.7
Vincent Hamilton	1980-85	Rutherfordton, N.C.	116	652	1244	52.4	1	2	50.0	225	299	75.3	628	5.4	337	240	138	8	1530	13.2
Cliff Hammonds	2004-08	Cairo, Ga.	134	539	1217	44.3	244	697	35.0	143	247	57.9	483	3.6	473	240	225	27	1465	10.9
Bill Harder	1994-97	Clemson, S.C.	63	101	251	40.2	33	97	34.0	72	96	75.0	120	1.9	146	101	37	2	307	4.9



ACC ERA PLAYERS

Name	Years	Hometown	GP	FGM	FGA	Pct	3PT	3PA	Pct	FTM	FTA	Pct	Reb	Avg	Ast	TO	ST	BS	Pts	Avg
Bruce Harman	1972-76	Pittsburgh, Pa.	81	141	296	47.6	-	-	-	55	97	56.7	78	0.9	127	40	27	3	337	4.2
Steve Harris	1990-92	Simpsonville, S.C.	55	124	313	39.6	4	19	21.1	59	113	52.2	192	3.5	128	100	58	15	311	5.7
Damarcus Harrison	2012-15	Greenwood, S.C.	98	239	635	37.6	91	285	31.9	118	154	76.6	275	2.8	119	105	67	20	687	7.0
Bo Hawkins	1970-72	Louisville, Ky.	48	51	139	36.7	-	-	-	61	96	63.5	71	1.5	-	-	-	-	163	3.4
Garry Helms	1963-66	Pelzer, S.C.	66	351	739	47.5	-	-	-	99	139	71.2	222	3.4	-	-	-	-	801	12.1
Ray Henderson	1999-03	Charlotte, N.C.	112	258	476	54.2	-	-	-	132	219	60.3	633	5.7	35	122	29	83	648	5.8
Jemere Hendrix	2001-02	Covington, Ga.	8	5	7	71.4	-	-	-	9	14	64.3	12	1.5	0	2	2	2	19	2.4
Donte Hill	2009-10	Virginia Beach, Va.	23	12	32	37.5	2	10	20.0	6	14	42.9	13	0.6	8	7	8	1	32	1.4
Kevin Hines	1991-93	Lucama, N.C.	43	99	199	49.7	0	1	0.0	71	111	64.0	165	3.8	28	62	19	9	269	6.3
Chris Hobbs	2000-04	Chapel Hill, N.C.	116	355	672	52.8	1	1	100.0	250	405	61.7	679	5.9	70	205	67	39	961	8.3
Doug Hoffman	1956-59	Gastonia, N.C.	67	238	616	38.6	-	-	-	153	245	62.4	375	5.6	-	-	-	-	629	9.4
Avry Holmes	2015-17	Salem, Ore.	64	194	491	39.5	119	306	38.9	145	190	76.3	165	2.6	124	68	69	1	652	10.2
Jeff Holstein	1985-87	Orangeburg, S.C.	34	13	32	40.6	0	0	0.0	7	16	43.8	32	0.9	11	14	4	2	33	1.0
Walker Holt	1999-03	Greensboro, N.C.	48	14	39	35.9	5	18	27.8	9	12	75.0	38	0.8	24	13	3	1	42	0.9
Bruce Holzschuh	1953-56	Teaneck, N.J.	61	156	457	34.1	-	-	-	122	199	61.1	288	4.7	-	-	-	-	434	7.1
Paul Holzshu	1968-70	Pitcairn, Pa.	40	26	70	37.1	-	-	-	17	27	63.0	39	1.0	-	-	-	-	69	1.7
Alan Hoover	1975-77	Matthews, N.C.	12	16	26	61.5	-	-	-	2	5	40.0	8	0.7	5	6	10	0	34	2.8
Dennis Hopf	1988-89	Stone Mountain, Ga.	1	0	1	0.0	0	0	0.0	0	0	0.0	0	0.0	0	2	0	0	0	0.0
DeAndre Hopkins	2010-11	Central, S.C.	7	0	2	0.0	0	0	0.0	0	0	0.0	1	0.1	1	2	1	1	0	0.0
Jim Howell	1974-78	Williston, S.C.	83	231	430	53.7	-	-	-	103	144	71.5	333	4.0	54	103	39	54	565	6.8
Kirkland Howling	1988-90	Los Angeles, Calif.	62	138	315	43.8	55	159	34.6	67	96	69.8	112	1.8	58	60	15	2	398	6.4
Jimmy Hudson	2003-05	Eustis, Fla.	44	11	48	22.9	4	22	18.2	5	8	62.5	15	0.3	14	22	9	2	31	0.7
Jim Hudson	1957-58	Jersey City, N.J.	4	2	7	28.6	-	-	-	0	1	0.0	6	1.5	-	-	-	-	4	1.0
Ty Hudson	2015-17	Mableton, Ga.	41	23	75	30.7	14	48	29.2	5	11	45.5	13	0.3	17	11	7	0	65	1.6
Ricky Hunt	1972-73	Hyattsville, Md.	23	27	57	47.4	-	-	-	21	34	61.8	56	2.4	3	-	-	-	75	3.3
Iker Iturbe	1994-98	Vitoria, Basque	91	211	454	46.5	28	92	30.4	103	181	56.9	315	3.5	176	144	92	11	553	6.1
Harold Jamison	1995-99	Vance, S.C.	129	454	746	60.9	0	0	0.0	323	597	54.1	937	7.3	125	213	101	66	1231	9.5
Murray Jarman	1980-84	Delray Beach, Fla.	69	242	440	55.0	0	0	0.0	154	215	71.6	268	3.9	82	87	18	10	638	9.2
Arturas Javtokas	1999-00	Siauliai, Lithuania	16	25	47	53.2	0	2	0.0	10	20	50.0	57	3.6	4	15	3	3	60	3.8
Trey Jemison	2018-19	Birmingham, Ala.	20	2	6	33.3	0	0	0.0	3	5	60.0	16	0.8	1	3	2	5	7	0.4
Anthony Jenkins	1982-87	Spartanburg, S.C.	110	354	726	48.8	91	199	45.7	113	143	79.0	360	3.3	164	126	44	39	912	8.3
Milton Jennings	2009-13	Summerville, S.C.	123	348	842	41.3	86	290	29.7	170	250	68.0	605	4.9	121	214	88	77	952	7.7
Jeff Jenrette	1987-88	Blacksburg, Va.	1	0	0	0.0	0	0	0.0	1	2	50.0	2	2.0	0	0	0	0	1	1.0
Danny Johnson	1994-96	Morganton, N.C.	43	28	75	37.3	6	27	22.2	14	18	77.8	51	1.2	14	12	4	4	76	1.8
Derrick Johnson	1975-79	Indianapolis, Ind.	111	431	846	50.9	-	-	-	152	182	83.5	198	1.8	476	296	188	16	1014	9.1
Noel Johnson	2009-10	Fayetteville, Ga.	39	64	178	35.9	32	93	34.4	13	19	68.4	71	1.8	27	43	15	7	173	4.4
LeDaron Jones	1995-97	Bartow, Fla.	27	29	55	52.7	0	5	0.0	2	7	28.6	38	1.4	7	15	5	7	60	2.2
Raymond Jones	1980-85	Union, S.C.	117	344	682	50.4	0	0	0.0	178	285	62.5	578	4.9	107	159	65	88	866	7.4
Ricky Jones	1986-91	Pendleton, S.C.	113	267	551	48.5	24	87	27.6	118	193	61.1	251	2.2	97	131	46	63	676	6.0
Trip Jones	1966-69	Great Falls, S.C.	54	160	343	46.6	-	-	-	99	153	64.7	390	7.2	-	-	-	-	419	7.8
Zlatko Josic	1989-90	San Pedro, Calif.	5	0	5	0.0	0	1	0.0	1	2	50.0	4	0.8	2	2	1	0	1	0.2
Andrius Jurkunas	1995-99	Kaunas, Lithuania	115	261	660	39.5	146	414	35.3	123	189	65.1	443	3.9	165	157	81	77	791	6.9
George Kelada	1991-92	Greer, S.C.	4	0	1	0.0	0	0	0.0	0	0	0.0	6	1.5	0	2	0	0	0	0.0
Andy Kelly	1992-95	Carthage, N.C.	45	64	174	36.8	28	95	29.5	34	43	79.1	92	2.0	42	27	22	14	190	4.2
Marvin Key	1978-82	Dunwoody, Ga.	24	11	30	36.7	-	-	-	9	16	56.3	14	0.6	2	6	3	1	31	1.3
Tim Kincaid	1986-90	Spindale, N.C.	78	209	444	47.1	24	81	29.6	169	211	80.1	154	2.0	257	185	115	54	611	7.8
Ed Krajack	1958-61	McKeesport, Pa.	72	228	555	41.1	-	-	-	121	166	72.9	279	3.9	-	-	-	-	577	8.0
George Krajack	1957-60	McKeesport, Pa.	74	362	895	40.4	-	-	-	195	280	69.6	482	6.5	-	-	-	-	919	12.4
Bill Landers	1954-57	Asheville, N.C.	17	10	41	24.1	-	-	-	6	9	66.7	17	1.0	-	-	-	-	26	1.5
Sean Lastinger	1989-91	Atlanta, Ga.	35	15	53	28.3	10	39	25.6	22	32	68.8	19	0.5	25	31	10	0	62	1.8
Greg Latin	1969-70	Glassport, Pa.	25	116	270	43.0	-	-	-	92	143	64.3	215	8.6	-	-	-	-	324	13.0
Jim Leshock	1959-62	Greensburg, Pa.	23	5	14	39.7	-	-	-	8	14	57.1	13	0.6	-	-	-	-	18	0.8
Jim Lewis	1957-59	Aliquippa, Pa.	22	15	48	31.3	-	-	-	10	12	83.3	19	0.9	-	-	-	-	40	1.8
Reed Long	2003-04	Piedmont, S.C.	5	0	1	0.00	-	-	-	-	-	-	-	-	-	-	-	10	0	0.0
Todd Logue	1991-92	Snellville, Ga.	5	1	3	33.3	-	-	-	3	4	75.0	3	0.6	0	1	0	1	5	1.0
Wes Long	2000-01	Charlotte, N.C.	1	0	0	0.0	0	0	0.0	0	0	0	0	0.0	0	0	0	0	0	0.0
Donnie Mahaffey	1961-64	LaGrange, Ga.	76	238	515	46.2	-	-	-	161	283	56.9	666	8.8	-	-	-	-	637	8.4
Randy Mahaffey	1964-67	LaGrange, Ga.	73	426	884	48.2	-	-	-	319	471	67.7	706	9.7	-	-	-	-	1171	16.0
Richie Mahaffey	1966-70	LaGrange, Ga.	75	325	687	47.3	-	-	-	369	601	61.4	707	9.4	-	-	-	-	1019	13.6
Tom Mahaffey	1959-62	LaGrange, Ga.	76	276	620	44.5	-	-	-	176	286	61.5	649	8.5	-	-	-	-	728	9.6
Grayson Marshall	1984-88	Washington, DC	122	334	771	43.3	41	120	34.2	197	270	73.0	308	2.5	857	347	189	9	906	7.4
Bruce Martin	1991-95	Shady Springs, W.Va.	88	161	404	39.9	129	336	38.4	55	66	83.3	104	1.2	65	68	24	3	506	5.8
Bud Martin	1970-73	Wayland, Ky.	72	116	250	46.4	-	-	-	194	261	74.3	134	1.9	36	-	-	-	426	5.9
Jimmy Mason	1990-91	Southern Pines, N.C.	23	10	34	29.4	5	19	26.3	2	2	100.0	14	0.6	16	23	8	0	27	1.2
Troy Mathis	2005-06	Raleigh, N.C.	20	19	49	38.8	19	45	42.2	1	2	50.0	10	0.5	5	9	3	0	58	2.9
Earle Maxwell	1958-61	Greenville, S.C.	43	143	329	43.5	-	-	-	138	200	69.0	339	7.9	-	-	-	-	424	9.9
Daniel Mayfield	1978-79	Toccoa, Ga.	6	2	6	33.3	-	-	-	3	3	100.0	2	0.3	3	5	0	1	7	1.2
James Mays	2004-08	Garner, N.C.	108	388	804	48.3	11	51	21.6	200	382	52.4	622	5.8	181	232	166	94	987	9.1



IKER ITURBE POSTED 553 POINTS AND 176 ASSISTS AS A FORWARD FROM 1994-98.




TIM KINCAID WAS A MEMBER OF CLEMSON'S 1990 ACC CHAMPIONSHIP TEAM.

ACC ERA PLAYERS



K.J. McDANIELS
SCORED OVER
1,000 POINTS IN
THREE SEASONS.



CHARLIE ROGERS
PLAYED 51 GAMES AS A
TIGER FROM 1972-76.

Name	Years	Hometown	GP	FGM	FGA	Pct	3PT	3PA	Pct	FTM	FTA	Pct	Reb	Avg	Ast	TO	ST	BS	Pts	Avg
Glen McCants	1982-86	Columbia, S.C.	108	233	447	52.1	0	1	0.0	112	168	66.7	387	3.6	50	126	34	113	578	5.4
K.J. McDaniels	2011-14	Birmingham, Ala.	94	362	804	45.0	81	259	31.3	230	300	76.7	450	4.8	85	140	83	178	1035	11.0
Riley McGillan	2014-17	Fort Mill, S.C.	20	4	14	28.6	2	12	16.7	1	2	50.0	2	0.1	2	2	2	0	11	0.6
Mike McGrady	1977-78	Greenville, S.C.	1	0	1	0.0	-	-	-	0	0	0.0	0	0.0	0	0	0	0	0	0.0
Kimble McHone	1985-86	Cleveland, Ohio	3	1	2	50.0	-	-	-	0	0	0.0	1	0.3	0	0	0	0	2	0.7
Terrell McIntyre	1995-99	Raeford, N.C.	126	592	1416	41.5	259	696	37.2	396	501	79.0	341	2.7	577	316	194	5	1839	14.6
Rick McKinstry	1979-80	Indianapolis, Ind.	25	21	52	40.4	-	-	-	3	8	37.5	16	0.6	12	7	3	2	45	1.8
Jamar McKnight	2000-02	Zachery, La.	48	162	356	45.5	54	143	37.8	41	55	74.5	142	3.0	37	47	9	22	419	8.7
Chris Michael	1982-86	Rutherfordton, N.C.	109	354	824	43.0	13	28	46.4	79	133	59.4	303	2.8	159	142	65	25	800	7.3
Larry Middleton	1985-87	Los Angeles, Calif.	56	216	495	43.6	16	45	35.6	109	143	76.2	188	3.4	82	94	33	7	557	9.9
John Mikell	1953-54	Greenville, S.C.	6	0	3	0.0	-	-	-	0	0	0.0	7	1.2	-	-	-	-	0	0.0
Nick Milasnovich	1961-64	Youngstown, Ohio	77	306	725	42.2	-	-	-	177	246	72.0	188	2.4	-	-	-	-	789	10.2
Danny Miller	1971-72	Spring Lake, N.J.	15	6	20	30.0	-	-	-	0	1	0.0	7	0.5	-	-	-	-	12	0.8
Johnny Miller	1997-99	Christiana, Pa.	50	81	271	29.9	46	174	26.4	38	63	60.3	49	1.0	127	75	42	7	246	4.9
Rod Mitchell	1987-89	Cheraw, S.C.	23	17	30	56.7	-	-	-	1	6	16.7	40	1.7	0	6	0	7	35	1.5
Shelton Mitchell	2016-19	Waxhaw, N.C.	94	348	854	40.7	127	348	36.5	263	316	83.2	255	2.7	317	198	76	3	1086	11.6
Craig Mobley	1970-71	Chester, S.C.	11	0	13	0.0	-	-	-	5	7	71.4	8	0.7	-	-	-	-	5	0.5
Eddie Moncrief	1955-58	Moultrie, Ga.	33	14	46	30.4	-	-	-	36	54	66.7	70	2.1	-	-	-	-	64	1.9
Cheyenne Moore	2004-05	Baltimore, Md.	32	74	204	36.3	39	134	29.1	24	29	82.8	81	2.5	51	59	29	10	211	6.6
Doc Morgan	1953-56	Greenville, S.C.	26	13	46	28.3	-	-	-	7	10	70.0	17	0.7	-	-	-	-	33	1.3
Woody Morgan	1961-64	Hartsville, S.C.	77	151	392	38.5	-	-	-	133	238	55.9	467	6.1	-	-	-	-	435	5.6
Byron Morris	1992-94	Columbia, S.C.	15	3	10	30.0	0	0	0.0	1	3	33.3	8	0.5	1	1	3	1	7	0.5
Matt Morris	2004-08	Georgetown, S.C.	54	23	52	44.2	13	32	40.6	10	14	71.4	24	0.4	17	9	8	0	69	1.3
Tomas Nagys	1999-03	Mazeikai, Lithuania	103	130	290	44.8	10	44	22.7	177	256	69.1	386	3.7	45	107	45	44	447	4.3
Larry Nance	1977-81	Anderson, S.C.	117	553	1037	53.3	-	-	-	235	374	62.8	784	6.7	177	225	106	108	1341	11.5
Bryan Narcisse	2008-12	North Augusta, S.C.	102	90	194	46.4	17	60	28.3	45	75	60.0	151	1.5	39	55	37	35	242	2.4
Chuck Narvin	1960-63	Pittsburgh, Pa.	22	5	21	23.8	-	-	-	8	11	72.7	7	0.3	-	-	-	-	1	0.5
John Newman III	2018-19	Greensboro, N.C.	34	28	73	38.4	9	28	32.1	6	11	54.5	60	1.8	15	19	12	5	71	2.1
Landry Nnoko	2012-16	Yaounde, Cameroon	128	300	573	52.3	-	-	-	144	229	62.9	606	4.7	65	146	26	212	744	5.8
Billy Noland	1974-75	Waynesville, N.C.	2	0	1	0.0	-	-	-	1	2	50.0	3	1.5	1	0	0	0	1	0.5
Denny Odle	1971-72	Newark, Ohio	25	113	259	43.6	-	-	-	103	148	69.6	165	6.6	-	-	-	-	329	13.2
Terrence Oglesby	2007-09	Cleveland, Tenn.	66	236	625	37.8	177	448	39.5	128	151	84.8	114	1.7	99	101	48	1	777	11.8
Anthony Oliver II	2017-18	Birmingham, Ala.	19	11	35	31.4	9	26	34.6	9	11	81.8	26	1.4	5	5	6	0	40	2.1
Choppy Patterson	1959-63	Piedmont, S.C.	76	408	1084	37.6	-	-	-	315	390	80.8	278	3.7	-	-	-	-	1131	14.9
Marty Patterson	1972-75	Hendersonville, N.C.	34	37	80	46.3	-	-	-	36	44	81.8	62	1.8	6	-	-	5	110	3.2
Tyrone Paul	1990-91	Inglewood, Calif.	15	9	28	32.1	2	10	20.0	7	10	70.0	16	1.1	11	9	6	0	27	1.8
Sam Perry	2004-08	Greenville, S.C.	128	192	417	46.0	4	17	23.5	157	271	57.9	342	2.7	117	144	114	58	545	4.3
Karolis Petrunkonis	2006-09	Trakai, Lithuania	33	10	26	38.5	0	0	0.0	1	8	12.5	30	0.9	7	17	3	4	21	0.6
Chris Poole	2006-07	Raleigh, N.C.	8	4	5	80.0	2	3	66.7	-	-	-	0	0.0	0	2	1	0	10	1.3
David Poole	1977-79	Columbia, S.C.	19	6	14	42.9	-	-	-	9	10	90.0	9	0.5	7	3	6	1	21	1.1
David Potter	2006-10	Severn, Md.	134	224	601	37.3	98	290	33.8	91	129	70.5	273	2.0	148	157	99	32	637	4.8
J.D. Powell	1998-00	Westminster, S.C.	23	1	4	25.0	1	3	33.0	1	2	50.0	1	0.1	1	3	1	0	4	0.3
Julius Powell	2005-07	Newton, N.C.	58	86	249	34.5	44	162	27.2	24	40	60.0	120	2.1	30	54	29	14	240	4.1
Travis Price	2004-07	Sumter, S.C.	7	1	3	33.3	-	-	-	-	-	-	1	0.3	0	0	0	0	2	0.3
Manning Privette	1961-64	Hartsville, S.C.	57	101	291	34.7	-	-	-	63	121	52.1	289	5.1	-	-	-	-	265	4.6
Jerry Pryor	1985-89	Brooklet, Ga.	123	452	825	54.8	6	20	30.0	214	328	65.2	585	4.8	129	224	61	44	1124	9.1
Rayfield Ragland	1993-95	Florence, Ala.	61	175	364	48.1	38	125	30.4	43	70	61.4	268	4.4	52	52	31	16	431	7.1
Marcquise Reed	2016-19	Landover, Md.	99	485	1122	43.2	148	406	36.5	366	426	85.9	413	4.2	275	203	170	2	1484	15.0
Jeff Reisinger	1972-74	Kingston, Ohio	52	230	458	50.2	-	-	-	87	109	79.8	300	5.8	68	-	-	-	547	10.5
Lamar Rice	2003-04	Flint, Mich.	28	45	133	33.8	14	63	22.2	8	17	47.1	73	2.6	15	24	8	4	112	4.0
Lou Richie	1992-94	Oakland, Calif.	57	55	150	36.7	25	81	30.9	62	100	62.0	80	1.4	239	122	74	1	197	3.5
Bill Riser	1953-56	Bowman, S.C.	65	61	185	33.0	-	-	-	74	129	57.4	380	5.8	-	-	-	-	196	3.0
K.C. Rivers	2005-09	Charlotte, N.C.	134	625	1425	43.9	281	729	38.5	153	215	71.2	721	5.4	235	174	210	41	1684	12.6
Legend Robertin	2015-17	London, England	25	10	18	55.6	-	-	-	2	13	15.4	20	0.8	-	5	2	17	22	0.9
Shawan Robinson	2002-06	Raleigh, N.C.	120	390	980	39.8	203	538	37.7	194	233	83.3	284	2.4	283	271	124	4	1177	9.8
Charlie Rogers	1972-76	Lindenhurst, N.J.	51	79	180	43.9	-	-	-	54	77	70.1	117	2.3	3	8	4	13	212	4.2
Tree Rollins	1973-77	Cordele, Ga.	110	643	1192	53.9	-	-	-	177	292	60.6	1311	11.9	93	129	50	450	1463	13.3
Stan Rome	1974-78	Valdosta, Ga.	109	553	1044	53.0	-	-	-	259	397	65.2	420	3.9	175	158	117	26	1365	12.5
Patrick Rooks	2014-15	Charlotte, N.C.	13	6	22	27.3	6	19	31.6	2	5	40.0	3	0.2	6	0	3	0	20	1.5
Jordan Roper	2012-16	Columbia, S.C.	127	337	897	37.6	141	409	34.2	156	207	75.4	225	1.8	238	143	111	9	971	7.6
Bill Ross	1978-82	Lake Placid, Fla.	106	212	436	48.6	-	-	-	89	152	58.6	303	2.9	67	81	19	18	513	4.8
Jack Ross	1969-71	Anderson, S.C.	31	20	54	37.0	-	-	-	18	27	66.7	51	1.6	-	-	-	-	58	1.9
Barry Ryan	1953-55	Washington, DC	46	153	425	36.0	-	-	-	107	162	66.0	262	5.7	-	-	-	-	413	9.0
Patrick Sapp	1994-95	Jacksonville, Fla.	4	0	3	0.0	0	2	0.0	0	0	0.0	1	0.3	0	0	0	0	0	0.0
T.J. Sapp	2011-13	Fort Lauderdale, Fla.	37	46	148	31.1	28	94	29.8	12	22	54.5	56	1.5	29	30	24	1	132	3.6
Edward Scott	1999-03	Eastover, S.C.	112	429	1125	38.1	121	387	31.3	247	335	73.7	433	3.9	595	315	131	9	1126	10.9
Ihsan Scott	1994-95	Harlem, N.Y.	11	2	7	28.6	0	0	0.0	2	3	66.7	12	1.1	0	4	0	1	6	0.5
Gene Seay	1955-57	Greenville, S.C.	47	171	417	41.0	-	-	-	191	259	73.7	428	9.1	-	-	-	-	533	11.3
Donnie Seitz	1963-65	Morrisonville, Ill.	7	4	8	50.0	-	-	-	2	2	100.0	4	0.6	-	-	-	-	10	1.4
Larry Seitz	1960-63	Morrisonville, Ill.	45	27	83	32.5	-	-	-	32	54	59.3	59	1.3	-	-	-	-	86	1.9
David Shaffer	1981-84	Durham, N.C.	61	164	333	49.2	3	16	18.8	132	183	72.1	253	4.1	168	105	49	20	463	7.6



ACC ERA PLAYERS

Name	Years	Hometown	GP	FGM	FGA	Pct	3PT	3PA	Pct	FTM	FTA	Pct	Reb	Avg	Ast	TO	ST	BS	Pts	Avg
Dutch Shamble	1957-60	McKeesport, Pa.	53	86	229	28.8	-	-	-	55	73	75.3	81	1.5	-	-	-	-	227	4.3
Beau Shay	2000-04	Galesburg, Ill.	21	4	7	57.1	1	3	33.3	3	4	75.0	7	0.3	2	2	0	0	12	0.6
Don Shealy	1954-55	Newberry, S.C.	11	3	10	30.0	-	-	-	9	13	69.2	7	0.6	-	-	-	-	15	1.4
Buddy Shook	1953-55	Liberty, S.C.	44	78	320	24.4	-	-	-	84	147	57.1	250	5.7	-	-	-	-	240	5.5
Geoff Shyatt	2002-03	Clemson, S.C.	6	0	2	0.0	-	-	-	1	4	25.0	-	-	1	-	-	-	1	0.2
Jeremy Shyatt	1999-00	Clemson, S.C.	5	0	0	0.0	0	0	0.0	1	2	50.0	1	0.1	1	2	0	0	1	0.1
Aamir Simms	2017-19	Palmira, Va.	68	158	350	45.1	54	164	32.9	39	58	67.2	265	3.9	55	65	29	54	409	6.0
David Skara	2017-18	Zadar, Croatia	59	119	261	45.6	38	113	33.6	59	88	67.0	214	3.6	60	63	39	29	335	5.7
Anthony Smith	1991-92	Monroe, Ga.	8	3	5	60.0	-	-	-	2	3	66.7	1	0.1	5	3	0	0	8	1.0
Josh Smith	2012-16	Charlotte, N.C.	104	65	154	42.2	3	11	27.3	39	63	61.9	215	2.1	11	48	15	14	172	1.6
Junius Smith	1957-58	Greenville, S.C.	4	0	3	0.0	-	-	-	0	0	0.0	0	0.0	-	-	-	-	0	0.0
Mack Smith	1988-89	Seneca, S.C.	1	0	0	0.0	0	0	0.0	0	0	0.0	0	0.0	0	0	0	0	0	0.0
Tanner Smith	2008-12	Alpharetta, Ga.	127	333	777	42.9	111	340	32.6	209	288	72.6	459	3.6	320	227	159	34	986	7.8
Tommy Smith	1953-56	Hendersonville, N.C.	71	161	384	41.9	-	-	-	170	265	64.2	421	5.9	-	-	-	-	492	6.9
Will Solomon	1998-01	East Hartford, Conn.	94	469	1195	39.2	214	585	36.6	279	389	71.7	259	2.8	246	323	112	40	1431	15.2
Scott Spencer	2016-18	Suffolk, Va.	25	14	52	26.9	3	25	12.0	1	2	50.0	15	0.6	5	3	2	1	32	1.3
Cory Stanton	2010-11	Springfield, Tenn.	33	29	84	34.5	8	38	21.1	14	21	66.7	21	0.6	25	21	20	2	80	2.4
Fred Steiner	1964-65	Pittsburgh, Pa.	6	3	6	50.0	-	-	-	5	7	71.4	1	0.2	-	-	-	-	11	1.8
Demontez Stitt	2007-11	Matthews, N.C.	126	455	1061	42.9	111	335	33.1	344	468	73.5	346	2.7	419	318	164	46	1365	10.8
Tony Stockman	2000-02	Medina, Ohio	59	240	662	36.2	155	416	37.3	81	106	75.4	129	2.2	143	131	84	4	716	12.1
Rock Stone	1954-56	Piedmont, S.C.	21	35	105	33.3	-	-	-	36	54	66.7	110	5.2	-	-	-	-	106	5.1
Robert Stone	1985-86	Augusta, Ga.	8	4	9	44.4	-	-	-	0	1	0.0	7	0.9	0	5	1	2	8	1.0
Terrell Suit	1971-74	Anderson, S.C.	75	238	589	40.4	-	-	-	123	164	75.0	142	1.9	77	-	-	-	599	8.0
Bernard Sullivan	2011-13	Gastonia, N.C.	56	34	83	41.0	1	5	20.0	20	33	60.6	66	1.2	6	23	7	7	89	1.6
Jim Sutherland	1964-67	Clemson, S.C.	71	485	1105	43.9	-	-	-	260	306	85.0	383	5.4	-	-	-	-	1230	17.3
Jack Swails	1966-68	Kingstree, S.C.	16	11	28	39.3	-	-	-	7	13	53.8	27	1.7	-	-	-	-	29	1.8
Raymond Sykes	2005-09	Jacksonville, Fla.	124	216	373	57.9	0	0	0.0	71	134	53.0	338	2.7	50	128	54	102	503	4.1
Michael Tabb	1994-95	Philadelphia, Pa.	4	2	4	50.0	0	0	0.0	2	2	100.0	2	0.5	0	3	0	0	6	1.5
Michael Tait	1985-87	Compton, Calif.	58	165	344	48.0	70	136	51.5	68	93	73.1	127	2.2	124	89	67	2	468	8.1
Elijah Thomas	2016-19	Dallas, Texas	93	395	675	58.5	0	2	0.0	203	334	60.8	649	7.0	90	186	67	181	993	10.7
Dave Thomas	1968-71	Warren, Ohio	76	381	875	43.5	-	-	-	126	182	69.2	221	2.9	-	-	-	-	888	11.7
Dick Thomas	1966-68	Warren, Ohio	26	81	200	40.5	-	-	-	26	41	63.4	72	2.8	-	-	-	-	188	7.2
Frank Tomera	1992-94	Johnstown, Pa.	30	11	33	33.3	0	2	0.0	8	13	61.5	29	1.0	4	12	2	8	30	1.0
Clyde Trapp	2017-19	Eastover, S.C.	63	85	214	39.7	33	106	31.1	54	81	66.7	133	2.1	71	73	30	10	257	4.1
A.J. Tyler	2006-07	Palm Harbor, Fla.	30	11	35	31.4	6	15	40.0	8	11	72.7	42	1.4	7	12	2	0	36	1.2
Hunter Tyson	2018-19	Monroe, N.C.	31	16	63	25.4	11	47	23.4	6	9	66.7	32	1.0	12	6	2	8	49	1.6
Sean Tyson	1987-91	Baltimore, Md.	72	259	504	51.4	0	8	0.0	46	79	58.2	278	3.9	69	97	104	9	564	7.8
Sheldon Waiters	2004-05	Columbia, S.C.	6	1	3	33.3	1	2	50.0	3	4	75.0	1	0.2	1	2	-	-	6	1.0
Keith Walker	1978-81	Statesville, N.C.	29	30	62	48.4	-	-	-	20	31	64.5	38	1.3	3	19	10	1	80	2.8
Corey Wallace	1991-94	Severn, Md.	65	164	337	48.7	49	147	35.8	73	104	70.2	225	3.5	51	66	31	7	450	6.9
Dave Wallace	1959-61	Spartanburg, S.C.	20	32	108	29.6	-	-	-	15	23	65.2	122	6.1	-	-	-	-	79	4.0
Warren Wallace	1982-85	Charlotte, N.C.	55	138	295	46.8	12	26	46.2	20	48	41.7	104	1.9	125	67	28	3	308	5.6
Joe Ward	1981-82	Griffin, Ga.	19	46	100	46.0	-	-	-	22	33	66.7	32	1.7	17	19	4	2	114	6.0
Bill Warren	1957-61	Horning, Pa.	39	91	277	32.9	-	-	-	66	87	75.9	109	2.8	-	-	-	-	248	6.4
Joey Watts	1989-91	Aiken, S.C.	9	4	10	40.0	0	4	0.0	2	5	40.0	4	0.4	0	2	1	0	10	1.1
Pete Weddell	1968-71	Goshen, Ind.	62	67	142	47.2	-	-	-	72	116	62.1	142	2.3	-	-	-	-	206	3.3
Ames Wells	1953-54	Columbia, S.C.	23	133	322	41.3	-	-	-	89	134	66.4	69	3.0	-	-	-	-	355	15.4
Chubby Wells	1976-79	Philadelphia, Pa.	65	159	334	47.6	-	-	-	95	139	68.3	275	4.2	98	77	43	8	413	6.4
Javan White	2018-19	Ames, Iowa	33	28	50	56.0	0	0	0.0	11	24	45.8	66	2.0	8	13	8	12	67	2.0
Jeff White	1980-81	Gastonia, N.C.	4	0	3	0.0	-	-	-	4	5	80.0	1	0.3	3	3	1	0	4	1.0
Chris Whitney	1991-93	Hopkinsville, Ky.	58	268	628	42.7	167	404	41.3	141	179	78.8	214	3.7	354	204	114	2	844	14.6
Keith Whitt	1978-79	Hanover, Mass.	1	1	1	100.0	-	-	-	0	1	0.0	0	0.0	0	0	0	0	2	2.0
Vincent Whitt	1996-99	Greensboro, N.C.	83	172	413	41.6	17	74	23.0	94	158	59.5	250	3.0	82	106	63	25	455	5.5
Tom Wideman	1995-99	Marietta, Ga.	129	266	571	52.1	0	1	0.0	175	316	55.4	723	5.6	125	170	82	45	707	5.5
Mitchell Wiggins	1979-80	Grifton, N.C.	32	76	162	46.9	-	-	-	25	45	55.6	96	3.0	40	30	28	3	177	5.5
Scott Wilkes	1979-80	DeLand, Fla.	4	1	4	25.0	-	-	-	3	4	75.0	0	0.0	3	3	0	0	5	1.3
Malik William	2017-18	Orlando, Fla.	17	10	27	37.0	1	3	33.3	4	6	66.7	26	1.5	3	2	1	3	25	1.5
Billy Williams	1977-80	Raleigh, N.C.	85	438	818	53.5	-	-	-	202	267	75.7	197	2.3	216	172	110	8	1078	12.7
John Williams	1970-72	Dover, Del.	35	22	52	42.3	-	-	-	19	36	52.8	46	1.3	-	-	-	-	63	1.8
Ovarus Williams	2003-04	Snow Hill, N.C.	6	0	1	0.0	-	-	-	1	2	50.0	0	0.0	-	-	-	-	1	0.2
Skip Wise	1974-75	Baltimore, Md.	25	188	384	48.9	-	-	-	86	114	75.4	78	3.1	44	-	-	6	462	18.5
Don Witherspoon	1979-82	Lexington, Ky.	11	4	5	80.0	-	-	-	2	4	50.0	3	0.3	0	1	1	1	10	0.9
Mohamed Woni	1996-99	Ivory Coast, Africa	62	59	124	47.6	0	2	0.0	51	67	76.1	151	2.4	7	44	6	20	169	2.7
Sharone Wright	1991-94	Macon, Ga.	92	501	943	53.1	0	6	0.0	306	484	63.2	903	9.8	78	228	69	286	1308	14.2
Horace Wyatt	1978-82	Hartsville, S.C.	119	420	827	50.8	-	-	-	146	221	66.1	604	5.1	190	183	74	59	986	8.3
Jesse Yanutola	2005-09	Tega Cay, S.C.	32	5	18	27.8	2	9	22.2	2	4	50.0	16	0.5	3	4	2	1	14	0.4
Bill Yarborough	1953-57	Walhalla, S.C.	62	498	1270	39.2	-	-	-	327	426	76.8	221	3.6	-	-	-	-	1323	21.3
Ronnie Yates	1968-70	Anderson, S.C.	50	230	525	43.8	-	-	-	116	178	65.2	269	5.4	-	-	-	-	576	11.5
Dick Yeary	1955-57	Nicholasville, Ky.	41	45	129	34.9	-	-	-	82	112	73.2	63	1.5	-	-	-	-	172	4.2
Vince Yockel	1955-58	Jersey City, N.J.	74	513	1202	42.7	-	-	-	324	439	73.8	483	6.5	-	-	-	-	1350	18.2
Andre Young	2008-12	Albany, Ga.	129	406	1004	40.4	236	629	37.5	175	227	77.1	268	2.1	342	163	184	4	1223	9.5
David Young	1988-92	Greenville, S.C.	97	261	634	41.2	138	402	34.3	91	125	72.8	208	2.1	330	192	116	42	751	7.7
Stewart Zane	1977-79	Chattanooga, Tenn.	12	6	12	50.0	-	-	-	1	2	50.0	16	1.3	1	2	0	1	13	1.1
Butch Zatezalo	1967-70	Aliquippa, Pa.	75	630	1536	41.0	-	-	-	50										

ALL-ACC PLAYERS

BILL YARBOROUGH (SECOND TEAM, 1955 & 1956)

Guard • Walhalla, S.C.

Year	GP	FGM-FGA	Pct.	FTM-FTA	Pct.	Reb-Avg.	PTS	Avg.
1952-53	16	51-179	.285	18-30	.600	22-1.5	120	7.5
1953-54*	7	39-108	.361	32-48	.667	16-2.2	110	15.7
1954-55	23	247-623	.396	157-198	.793	84-3.7	651	28.3
1955-56	26	182-480	.379	123-169	.728	104-4.0	487	18.7
1956-57	13	69-167	.413	47-59	.797	33-2.5	185	14.2
TOTALS	85	588-1557	.378	377-504	.748	259-3.0	1553	18.3

* - red-shirted due to injury

VINCE YOCKEL (SECOND TEAM, 1956 • FIRST TEAM, 1958)

Forward • Jersey City, N.J.

Year	GP	FGM-FGA	Pct.	FTM-FTA	Pct.	Reb-Avg.	PTS	Avg.
1955-56	26	210-476	.441	124-173	.716	219-8.4	544	20.9
1956-57	24	178-426	.418	118-160	.738	165-6.9	474	19.8
1957-58	24	125-300	.417	82-106	.774	90-3.8	332	13.8
TOTALS	74	513-1202	.427	324-439	.738	474-6.4	1350	18.2

CHOPPY PATTERSON (FIRST TEAM, 1960 • SECOND TEAM, 1961)

Guard • Piedmont, S.C.

Year	GP	FGM-FGA	Pct.	FTM-FTA	Pct.	Reb-Avg.	PTS	Avg.
1959-60	26	151-402	.376	125-154	.812	130-5.0	427	16.4
1960-61	26	174-465	.374	146-173	.844	92-3.5	494	19.0
1962-63	24	83-217	.382	44-63	.698	56-2.3	210	8.8
TOTALS	76	408-1084	.376	315-390	.808	278-3.7	1131	14.9

JIM BRENNAN (SECOND TEAM, 1963 & 1964)

Guard • McKeesport, Pa.

Year	GP	FGM-FGA	Pct.	FTM-FTA	Pct.	Reb-Avg.	PTS	Avg.
1961-62	27	183-427	.429	95-122	.779	68-2.5	461	17.1
1962-63	24	144-347	.415	111-134	.828	92-3.8	399	16.6
1963-64	25	159-371	.429	139-167	.832	107-4.3	457	18.3
TOTALS	76	486-1145	.424	345-423	.816	267-3.5	1317	17.3

JIM SUTHERLAND (SECOND TEAM, 1965 & 1967)

Guard • Clemson, S.C.

Year	GP-GS	FGM-FGA	Pct.	FTM-FTA	Pct.	Reb-Avg.	PTS	Avg.
1964-65	25-22	147-322	.457	65-83	.783	139-6.3	359	16.3
1965-66	29-24	155-362	.428	91-107	.850	124-5.2	401	16.7
1966-67	25-22	183-421	.435	104-116	.897	120-4.8	470	18.8
TOTALS	79-68	485-1105	.439	260-306	.849	383-5.4	1230	17.3

RANDY MAHAFFEY (SECOND TEAM, 1965 • FIRST TEAM, 1967)

Center • LaGrange, Ga.

Year	GP	FGM-FGA	Pct.	FTM-FTA	Pct.	Reb-Avg.	PTS	Avg.
1964-65	23	145-291	.498	108-155	.697	224-9.7	398	17.3
1965-66	24	126-288	.438	102-146	.699	256-10.2	354	14.2
1966-67	25	155-305	.508	109-170	.641	225-9.0	419	16.8
TOTALS	72	426-884	.482	319-471	.677	705-9.7	1171	16.0

BUTCH ZATEZALO (SECOND TEAM, 1968-70)

Guard • Aliquippa, Pa.

Year	GP-GS	FGM-FGA	Pct.	FTM-FTA	Pct.	Reb-Avg.	AST	PTS	Avg.
1967-68	24-24	189-515	.367	174-212	.821	63-2.6		552	23.0
1968-69	25-25	228-538	.424	189-229	.825	90-3.6		645	25.8
1969-70	26-26	213-483	.441	138-169	.817	57-2.2	80	564	21.7
TOTALS	75-75	630-1536	.410	501-610	.821	210-2.8		1761	23.5

SKIP WISE (FIRST TEAM, 1975)

Guard • Baltimore, Md.

Year	GP-GS	FGM-FGA	Pct.	FTM-FTA	Pct.	Reb-Avg.	AST	BS	PTS	Avg.
1974-75	25-17	188-384	.489	86-114	.754	78-3.1	44	6	462	18.5

WAYNE "TREE" ROLLINS (SECOND TEAM, 1975-77)


Center • Cordele, Ga.

Year	GP-GS	Min/G	FGM-FGA	Pct.	FTM-FTA	Pct.	Reb/Avg.	A-T	B-S	PTS	Avg.
1973-74	26-26		144-265	.543	34-54	.629	316-12.2	8-	106-	322	12.4
1974-75	28-28		162-326	.497	40-67	.597	328-11.7	17-	119-	364	13.0
1975-76	28-28	861/30	170-313	.543	43-76	.566	308-11.0	36-75	117-22	383	13.7
1976-77	28-28	777/28	167-288	.580	60-95	.632	359-12.8	32-54	108-28	394	14.1
TOTALS	110-110		643-1192	.539	177-292	.606	1311-11.9	93-	450-	1463	13.3


STAN ROME (SECOND TEAM, 1977)

Forward • Valdosta, Ga.


Year	GP-GS	Min/G	FGM-FGA	Pct.	FTM-FTA	Pct.	Reb/Avg.	A-T	B-S	PTS	Avg.
1974-75	28-28		121-229	.528	50-74	.676	132-4.7	34-	12-	292	10.4
1975-76	26-7	507/20	117-210	.557	70-97	.722	110-4.2	25-64	4-28	304	11.7
1976-77	28-27	680/24	174-316	.551	79-128	.617	93-3.3	52-45	6-52	427	15.3
1977-78	27-24	669/25	141-289	.488	60-98	.612	85-3.1	64-49	4-37	342	12.7
TOTALS	109-86		553-1044	.530	259-397	.652	420-3.9	175-	26-117	1365	12.5



JIM BRENNAN



SKIP WISE



STAN ROME



ALL-ACC PLAYERS

BILLY WILLIAMS (FIRST TEAM, 1980)

Guard • Raleigh, N.C.

Year	GP-GS	Min/G	FGM-FGA	Pct.	FTM-FTA	Pct.	Reb/Avg.	A-T	B-S	PTS	Avg.
1977-78	24-1	253/11	52-92	.565	30-36	.833	28-1.2	16-18	0-12	134	5.6
1978-79	29-28	836/29	157-298	.527	68-92	.739	19-65-2.2	71-25	4-40	382	13.2
1979-80	32-32	1088/34	229-428	.535	104-139	.748	29-104-3.3	129-80	4-58	562	17.6
TOTALS	85-61	2177/26	438-818	.535	202-267	.757	197-2.3	216-123	8-110	1078	12.7

LARRY NANCE (SECOND TEAM, 1981)

Forward • Anderson, S.C.

Year	GP-GS	Min/G	FGM-FGA	Pct.	FTM-FTA	Pct.	Reb/Avg.	A-T	B-S	PTS	Avg.
1977-78	25-5	273/11	35-75	.467	8-17	.471	78/3.1	21-22	8-10	78	3.1
1978-79	29-28	837/29	137-264	.519	49-77	.636	78-210/7.2	45-45	24-35	323	11.1
1979-80	32-32	961/30	174-338	.515	98-164	.598	94-259/8.1	63-60	38-26	446	13.9
1980-81	31-27	887/28	207-360	.575	80-116	.690	76-237/7.6	48-68	28-35	494	15.9
TOTALS	117-92	2958/25	553-1037	.533	235-374	.628	784/6.7	177-195	98-106	1341	11.5

VINCENT HAMILTON (SECOND TEAM, 1982)

Guard • Rutherfordton, N.C.

Year	GP-GS	Min/G	FGM-FGA	Pct.	FTM-FTA	Pct.	Reb/Avg.	A-T	B-S	PTS	Avg.
1980-81	31-22	884/29	113-211	.536	46-63	.730	70/143/4.6	80-36	2-37	272	8.8
1981-82	28-28	992/35	181-309	.586	58-72	.806	64/135/4.8	84-52	0-32	420	15.0
1982-83	3-3	114/38	18-36	.500	9-12	.750	4/14/4.7	6-3	0-2	46	15.3
1983-84	25-24	854/34	152-301	.505	51-76	.671	60/136/5.4	76-68	2-29	355	14.2
1984-85	29-28	1062/36	188-387	.486	61-76	.803	84/200/6.9	91-75	2-33	437	15.1
TOTALS	116-105	3906/34	652-1244	.524	225-299	.753	282/628/5.4	337/234	6-133	1530	13.2


Note: 1-1 on three-point goals in 1982-83.

HORACE GRANT (SECOND TEAM, 1986 • FIRST TEAM, 1987)


Forward/Center • Sparta, Ga.

Year	GP-GS	Min/G	FGM-FGA	Pct.	FTM-FTA	Pct.	Reb/Avg.	A-T	B-S	PTS	Avg.
1983-84	28-9	551/20	64-120	.533	32-43	.744	129/4.6	49-34	12-21	160	5.7
1984-85	29-26	703/24	132-238	.555	65-102	.637	196/6.8	32-52	21-19	329	11.3
1985-86	34-31	1099/32	208-356	.584	140-193	.725	357/10.5	62-67	24-28	556	16.4
1986-87	31-28	1010/33	256-390	.656	138-195	.708	299/9.6	63-67	25-36	651	21.0
TOTALS	122-94	3363/27	660-1104	.598	375-533	.704	981/8.0	206-220	82-104	1696	13.9


Note: 1-2 on three-point attempts in 1986-87.




HORACE GRANT



BILLY WILLIAMS



LARRY NANCE



VINCENT HAMILTON

ALL-ACC PLAYERS

ELDEN CAMPBELL (THIRD TEAM, 1988 • SECOND TEAM, 1989 • FIRST TEAM, 1990)

Center • Inglewood, Calif.

Year	GP-GS	Min/G	FGM-FGA	Pct.	3FG-FGA	Pct.	FTM-FTA	Pct.	Of/Reb/Avg.	A-T	B-S	PTS	Avg.
1986-87	31-3	534/17	107-193	.554	0-0	.000	59-84	.702	50/126/4.1	20-55	62-12	273	8.8
1987-88	28-27	808/29	217-345	.629	0-4	.000	91-147	.619	65/207/7.4	15-53	88-32	525	18.8
1988-89	29-25	814/28	205-373	.550	2-5	.400	95-138	.688	70/222/7.7	34-68	87-38	507	17.5
1989-90	35-30	1038/30	225-431	.522	1-1	1.000	124-207	.599	85/281/8.0	44-93	97-54	575	16.4
TOTALS	123-85	3194/26	754-1342	.562	3-10	.300	369-576	.640	270/836/6.8	113-269	334-136	1880	15.3

DALE DAVIS (THIRD TEAM, 1989 • FIRST TEAM, 1990 • SECOND TEAM, 1991)

Forward/Center • Toccoa, Ga.

Year	GP-GS	Min./Avg	FG-FGA	Pct.	3FG-FGA	Pct.	FTM-FTA	Pct.	Of/Reb/Avg	A-T	B-S	PTS	Avg.
1987-88	29-21	714/24	91-171	.532	0-0	.000	45-89	.506	97/223/7.7	10-34	38-16	227	7.8
1988-89	29-14	736/25	146-218	.670	0-0	.000	93-144	.646	100/258/8.9	16-34	40-17	385	13.3
1989-90	35-34	1077/25	205-328	.625	0-1	.000	127-213	.596	166/395/11.3	21-55	58-36	537	15.3
1990-91	28-28	971/34	191-359	.532	0-2	.000	119-205	.580	122/340/12.1	37-66	74-37	501	17.9
TOTALS	121-97	3498/28	633-1076	.588	0-3	.000	384-651	.589	485/1216/10.0	84-189	210-106	1650	13.6

SHARONE WRIGHT (THIRD TEAM, 1993 • SECOND TEAM, 1994)

Center • Macon, Ga.

Year	GP-GS	Min./Avg	FG-FGA	Pct.	3FG-FGA	Pct.	FTM-FTA	Pct.	Of/Reb/Avg	A-T	B-S	PTS	Avg.
1991-92	28-23	747/26.7	137-275	.498	0-2	.000	63-112	.563	120/227/8.1	11-50	63-23	337	12.0
1992-93	30-29	913/30.4	178-314	.567	0-2	.000	93-139	.669	128/314/10.5	26-76	124-22	449	15.0
1993-94	34-33	1027/30.2	186-354	.525	0-2	.000	150-233	.644	124/362/10.6	41-102	99-24	522	15.4
TOTALS	92-85	2687/29.2	501-943	.531	0-6	.000	306-484	.632	352/903/9.8	78-228	286-69	1308	14.2

CHRIS WHITNEY (THIRD TEAM, 1993)

Guard • Hopkinsville, Ky.

Year	GP-GS	Min./Avg	FG-FGA	Pct.	3FG-FGA	Pct.	FTM-FTA	Pct.	Of/Reb/Avg	A-T	B-S	PTS	Avg.
1991-92	28-27	982/35.1	119-290	.410	80-191	.419	56-73	.767	16/92/3.3	161-94	0-41	374	13.4
1992-93	30-30	1126/37.5	149-338	.441	87-213	.408	85-106	.802	20/122/4.1	193-110	2-73	470	15.7
TOTALS	58-57	2108/36.3	268-628	.427	167-404	.413	141-179	.788	36/214/3.7	354-204	2-114	844	14.6

DEVIN GRAY (THIRD TEAM, 1994)

Forward • Baltimore, Md.

Year	GP-GS	Min./Avg	FG-FGA	Pct.	3FG-FGA	Pct.	FTM-FTA	Pct.	Of/Reb/Avg	A-T	B-S	PTS	Avg.
1991-92	27-12	647/24.0	129-248	.520	1-3	.333	34-79	.430	60/138/5.1	20-48	6-40	293	10.9
1992-93	30-25	950/31.7	197-372	.530	13-36	.361	93-146	.637	78/164/5.5	51-66	22-60	500	16.7
1993-94	30-14	802/26.7	178-311	.572	1-10	.100	74-136	.544	74/180/6.0	30-51	15-37	431	14.4
1994-95	7-7	162/23.1	38-62	.613	0-1	.000	22-36	.611	43/6.1	7-18	5-5	98	14.0
TOTALS	94-58	2561/27.2	542-993	.545	15-50	.300	223-397	.562	171/525/5.6	108-183	48-142	1322	14.1

GREG BUCKNER (SECOND TEAM, 1997 & 1998)

Guard/Forward • Hopkinsville, Ky.

Year	GP-GS	Min./Avg	FG-FGA	Pct.	3FG-FGA	Pct.	FTM-FTA	Pct.	Of/Reb/Avg	A-T	B-S	PTS	Avg.
1994-95	28-28	911/32.5	141-268	.526	13-44	.295	41-80	.513	46/165/5.9	58-38	12-63	336	12.0
1995-96	29-29	950/32.8	144-305	.472	1-25	.040	92-137	.672	59/147/5.1	48-38	8-38	381	13.1
1996-97	33-33	1071/32.5	190-393	.483	17-54	.315	119-168	.708	51/150/4.5	63-63	10-35	516	15.6
1997-98	32-32	1022/31.9	204-380	.537	19-58	.328	94-135	.690	26/130/4.1	83-47	10-51	521	16.3
TOTALS	122-122	3954/32.4	679-1346	.504	50-181	.276	346-520	.665	182/592/4.9	252-186	40-179	1754	14.4

TERRELL McINTYRE (SECOND TEAM, 1997 & 1999 • FIRST TEAM, 1998)

Guard • Raeford, N.C.

Year	GP-GS	Min./Avg	FG-FGA	Pct.	3FG-FGA	Pct.	FTM-FTA	Pct.	Of/Reb/Avg	A-T	B-S	PTS	Avg.
1995-96	29-21	905/31.2	123-307	.401	43-123	.350	80-101	.792	27/80/2.8	90-71	0-37	369	12.7
1996-97	33-33	1105/33.5	141-361	.391	61-172	.355	98-123	.797	16/83/2.5	145-66	4-42	441	13.4
1997-98	29-23	940/32.4	129-302	.427	56-155	.361	88-113	.779	22/99/3.4	154-68	0-58	402	13.9
1998-99	35-35	1250/35.7	199-456	.436	99-246	.402	130-164	.793	16/79/2.3	188-113	1-57	627	17.9
TOTALS	126-112	4200/33.3	592-1426	.415	289-696	.372	396-501	.790	81/341/2.7	577-318	5-194	1839	14.6

WILL SOLOMON (FIRST TEAM, 2000 • SECOND TEAM, 2001)

Guard • East Hartford, Conn.

Year	GP-GS	Min./Avg	FG-FGA	Pct.	3FG-FGA	Pct.	FTM-FTA	Pct.	Of/Reb/Avg	A-T	B-S	PTS	Avg.
1998-99	34-6	622/19.5	73-203	.360	26-85	.306	41-66	.621	2/50/1.5	49-75	17-32	213	6.3
1999-00	30-30	1079/36.0	213-531	.401	93-248	.375	108-158	.684	24/123/4.1	95-125	14-38	627	20.9
2000-01	30-28	998/33.3	183-461	.397	95-252	.377	130-165	.788	17/86/2.9	102-123	9-42	591	19.7
TOTALS	94-64	2699/28.7	469-1195	.392	214-585	.366	279-389	.717	43/259/2.8	246-323	40-112	1431	15.2

EDWARD SCOTT (THIRD TEAM, 2002 • FIRST TEAM, 2003)

Guard • Eastover, S.C.

Year	GP-GS	Min./Avg	FG-FGA	Pct.	3FG-FGA	Pct.	FTM-FTA	Pct.	Of/Reb/Avg	A-T	B-S	PTS	Avg.
1999-00	24-21	789/32.9	51-164	.311	32-98	.327	21-28	.750	9/79/3.3	69-53	2-28	155	6.5
2000-01	30-29	1000/33.3	79-202	.391	15-71	.211	46-56	.821	13/103/3.4	127-74	0-21	219	7.3
2001-02	30-30	1105/36.8	134-331	.405	30-98	.306	58-88	.674	37/110/4.9	238-109	2-44	356	11.9
2002-03	28-28	1077/38.5	165-428	.386	44-120	.367	122-165	.739	22/104/3.7	161-79	3-38	496	17.7
TOTALS	112-109	3971/35.5	429-1125	.381	121-387	.313	247-335	.737	81/433/3.9	595-315	9-131	1226	10.9

SHARROD FORD (THIRD TEAM, 2005)

Forward/Center • Suitland, Md.

Year	GP-GS	Min./Avg	FG-FGA	Pct.	3FG-FGA	Pct.	FTM-FTA	Pct.	Of/Reb/Avg	A-T	B-S	PTS	Avg.
2001-02	30-0	423/14.1	60-99	.606	0-0	.000	16-35	.457	48/108/3.6	2-33	26-7	136	4.5
2002-03	28-27	675/24.1	88-156	.564	0-0	.000	33-77	.458	71/191/6.8	17-35	19-14	209	7.5
2003-04	28-28	803/28.7	116-216	.537	0-2	.000	100-159	.629	80/202/7.2	16-70	64-14	332	11.9
2004-05	32-32	922/28.8	185-361	.512	0-3	.000	107-183	.585	110/261/8.2	36-84	68-26	477	14.9
TOTALS	118-87	2823/23.9	449-832	.540	0-5	.000	256-449	.570	309/762/6.5	71-222	177-61	1154	9.8



ALL-ACC PLAYERS

CLIFF HAMMONDS (THIRD TEAM, 2008)

Guard • Cairo, Ga.

Year	GP-GS	Min./Avg	FG-FGA	Pct.	3FG-FGA	Pct.	FTM-FTA	Pct.	Of/Reb/Avg	A-T	B-S	PTS	Avg.
2004-05	32-31	968/30.3	118-273	.432	60-166	.361	42-65	.646	27/116/3.6	88-64	6-43	338	10.6
2005-06	32-32	951/29.7	119-296	.402	49-173	.283	35-62	.565	35/109/3.4	105-57	8-56	322	10.1
2006-07	36-36	1204/33.4	152-327	.465	75-198	.379	38-59	.644	19/117/3.3	147-59	6-60	417	11.6
2007-08	34-34	1162/34.2	150-321	.467	60-160	.375	28-61	.459	43/141/4.1	133-60	7-66	388	11.4
Totals	134-133	4285/32.0	539-1217	.443	244-697	.350	143-247	.579	124/483/3.6	473-240	27-225	1465	10.9

K.C. RIVERS (SECOND TEAM, 2008)

Guard/Forward • Charlotte, N.C.

Year	GP-GS	Min./Avg	FG-FGA	Pct.	3FG-FGA	Pct.	FTM-FTA	Pct.	Of/Reb/Avg	A-T	B-S	PTS	Avg.
2005-06	32-12	810/25.0	81-215	.377	44-131	.336	21-25	.840	65/152/4.8	57-48	6-47	227	7.1
2006-07	36-10	1045/29.0	183-396	.462	88-223	.395	50-68	.735	56/162/4.5	65-44	5-44	504	14.0
2007-08	34-33	1036/30.5	188-429	.438	80-199	.402	44-65	.677	83/214/6.3	61-38	16-64	500	14.7
2008-09	32-32	991/31.0	173-385	.449	69-176	.392	38-57	.667	64/193/6.0	52-44	14-55	453	14.2
Totals	134-87	3873/28.9	625-1425	.439	281-729	.385	153-215	.712	268/721/5.4	235-174	41-210	1684	12.6

TREVOR BOOKER (SECOND TEAM, 2009 • FIRST TEAM, 2010)

Forward • Whitmire, S.C.

Year	GP-GS	Min./Avg	FG-FGA	Pct.	3FG-FGA	Pct.	FTM-FTA	Pct.	Of/Reb/Avg	A-T	B-S	PTS	Avg.
2006-07	36-36	936/26.0	159-264	.602	0-0	.000	56-91	.615	112/232/6.4	38-71	78-32	374	10.4
2007-08	34-34	906/26.6	151-272	.555	5-15	.333	67-117	.573	92/249/7.3	51-68	63-22	374	11.0
2008-09	32-32	982/30.7	189-331	.571	9-22	.409	104-147	.707	107/311/9.7	54-59	63-47	491	15.3
2009-10	32-32	984/30.8	188-361	.521	9-34	.265	101-171	.591	89/268/8.4	81-62	45-43	486	15.2
Totals	134-134	3808/28.4	687-1228	.559	23-71	.324	328-526	.624	400/1060/7.9	224-260	249-144	1725	12.9

DEMONTEZ STITT (THIRD TEAM, 2011)

Guard • Matthews, N.C.

Year	GP-GS	Min./Avg	FG-FGA	Pct.	3FG-FGA	Pct.	FTM-FTA	Pct.	Of/Reb/Avg	A-T	B-S	PTS	Avg.
2007-08	32-20	728/22.8	91-223	.408	16-58	.276	83-109	.761	14/50/1.6	97-89	10-28	281	8.8
2008-09	32-32	829/25.9	93-225	.413	18-66	.273	74-110	.673	17/77/2.4	121-81	14-48	278	8.7
2009-10	30-29	863/28.8	119-262	.454	33-84	.393	72-92	.783	22/80/2.7	94-80	8-44	343	11.4
2010-11	32-30	1093/34.2	152-351	.433	44-127	.346	115-157	.732	37/139/4.3	107-68	14-44	463	14.5
Totals	126-111	3513/27.9	455-1061	.429	111-335	.331	344-468	.735	90/346/2.7	419-318	46-164	1365	10.8

DEVIN BOOKER (THIRD TEAM, 2013)

Forward/Center • Whitmire, S.C.

Year	GP-GS	Min./Avg	FG-FGA	Pct.	3FG-FGA	Pct.	FTM-FTA	Pct.	Of/Reb/Avg	A-T	B-S	PTS	Avg.
2009-10	32-1	370/11.6	60-107	.561	0-1	.000	24-45	.533	36/94/2.9	10-30	4-12	144	4.5
2010-11	34-33	827/24.3	102-228	.447	15-45	.333	58-79	.734	56/186/5.5	24-53	15-22	277	8.1
2011-12	31-29	904/29.2	124-270	.459	5-23	.217	74-106	.698	82/217/7.0	39-57	29-27	327	10.5
2012-13	31-31	988/31.9	159-292	.545	2-11	.182	86-138	.623	93/231/7.5	26-59	35-19	406	13.1
Totals	128-94	3089/24.1	445-897	.496	22-80	.275	242-368	.658	267/728/5.7	99-199	83-80	1154	9.0

K.J. McDANIELS (FIRST TEAM, 2014)

Forward • Birmingham, Ala.

Year	GP-GS	Min./Avg	FG-FGA	Pct.	3FG-FGA	Pct.	FTM-FTA	Pct.	Of/Reb/Avg	A-T	B-S	PTS	Avg.
2011-12	30-1	304/10.1	44-97	.454	7-25	.280	22-38	.579	34/55/1.8	7-13	20-10	117	3.9
2012-13	28-25	771/27.5	109-252	.433	32-96	.333	54-79	.684	50/140/5.0	21-44	58-32	304	10.9
2013-14	36-35	1212/33.7	209-455	.459	42-138	.304	154-183	.842	86/255/7.1	57-83	100-41	614	17.1
Totals	94-61	2287/24.3	362-804	.450	81-259	.313	230-300	.767	170/450/4.8	85-140	178-83	1035	11.0

JARON BLOSSOMGAME (FIRST TEAM, 2016 • THIRD TEAM, 2017)

Forward • Alpharetta, Ga.

Year	GP-GS	Min./Avg	FG-FGA	Pct.	3FG-FGA	Pct.	FTM-FTA	Pct.	Of/Reb/Avg	A-T	B-S	PTS	Avg.
2013-14	33-30	773/23.4	62-157	.395	10-50	.200	28-47	.596	52/164/5.0	13-25	13-9	162	4.9
2014-15	31-31	958/30.9	144-296	.486	17-59	.288	102-144	.708	76/253/8.2	30-54	11-24	407	13.1
2015-16	31-31	1060/34.2	201-392	.513	45-101	.446	133-170	.782	55/207/6.7	47-55	41-23	580	18.7
2016-17	33-33	1133/34.3	220-441	.499	24-94	.255	120-168	.714	59/207/6.3	51-56	30-27	584	17.7
Totals	128-125	3924/30.7	627-1286	.488	96-305	.315	383-529	.526	242/831/6.5	141-190	95-83	1733	13.5


MARCUISE REED (SECOND TEAM, 2018 • THIRD TEAM, 2019)

Guard • Landover, Md.

Year	GP-GS	Min./Avg	FG-FGA	Pct.	3FG-FGA	Pct.	FTM-FTA	Pct.	Of/Reb/Avg	A-T	B-S	PTS	Avg.
2016-17	33-0	711/21.5	100-237	.422	33-82	.402	96-106	.906	16/76/2.3	64-40	1-46	329	10.0
2017-18	35-35	1221/34.9	183-426	.430	67-189	.354	120-142	.845	26/165/4.7	116-80	0-58	553	15.8
2018-19	31-30	1098/35.4	202-459	.440	48-135	.356	150-178	.843	23/172/5.5	95-83	1-66	602	19.4
Totals	99-65	3030/30.6	485-1122	.432	148-406	.365	366-426	.859	65/413/4.2	275-203	2-170	1484	15.0



CLIFF HAMMONDS



JARON BLOSSOMGAME

YEAR-BY-YEAR RECORD

	Conf.	Home	Away	Neu.	All		CU	OPP			Conf.	Home	Away	Neu.	All		CU	OPP		
Year	W-L	W-L	W-L	W-L	W-L	Pct	PPG	PPG	Head Coach		Year	W-L	W-L	W-L	W-L	Pct	PPG	PPG	Head Coach	
1911-12		1-0	3-0	0-0	4-0	1.000	53.5	13.5	Dobson		1932-33	0-2	5-5	5-4	0-0	10-9	.526	31.4	30.4	Davis
1912-13		4-2	5-3	0-0	9-5	.643	32.2	24.2	Dobson		1933-34	0-6	4-3	3-9	0-0	7-12	.368	26.5	30.4	Davis
1913-14		1-0	0-3	0-0	1-3	.250	21.2	28.0	Erwin		1934-35	3-1	8-1	7-1	0-1	15-3	.833	38.2	25.7	Davis
1914-15		1-1	2-4	0-0	3-5	.375	23.8	26.8	Erwin		1935-36	5-5	6-2	9-4	0-1	15-7	.682	34.0	29.0	Davis
1915-16		1-2-1	1-4	0-0	2-6-1	.250	32.1	35.7	Ward		1936-37	3-7	2-7	4-8	0-0	6-15	.286	30.6	36.4	Davis
1916-17		5-0	3-2	0-0	8-2	.800	39.8	26.5	Morris		1937-38	8-4	9-1	5-5	2-1	16-7	.696	39.8	33.5	Davis
1917-18		3-0	0-2	0-0	3-2	.600	46.6	27.4	Donahue		1938-39	6-6	6-1	6-7	4-0	16-8	.667	39.7	34.3	Davis
1918-19		2-0	1-1	0-0	3-1	.750	44.7	26.5	Donahue		1939-40	9-7	6-4	3-6	0-2	9-12	.429	52.4	51.0	Davis
1919-20		5-3	3-3	0-0	8-6	.571	32.5	28.3	Morris		1940-41	7-8	5-4	2-10	1-0	8-14	.571	46.6	51.0	Norman
1920-21		6-0	4-4	0-1	10-5	.667	34.5	22.5	Conover		1941-42	2-10	2-7	1-6	0-1	3-14	.176	35.1	48.7	Norman
1921-22	0-3	4-4	4-9	0-0	8-13	.381	21.5	27.3	Stewart		1942-43	0-10	2-7	1-6	0-0	3-13	.185	38.0	46.7	Norman
1922-23	3-3	8-3	3-2	0-1	11-6	.647	25.0	17.9	Stewart		1943-44	0-3	1-4	0-6	0-0	1-10	.100	34.0	49.7	Norman
1923-24	0-7	1-6	1-10	0-1	2-17	.105	14.3	26.7	Sanders		1944-45	4-5	4-4	4-3	0-1	8-8	.500	39.0	41.5	Norman
1924-25	3-2	3-6	1-8	0-0	4-14	.286	21.6	29.6	Sanders		1945-46	5-7	5-5	4-6	0-0	9-11	.450	46.1	43.9	Norman
1925-26	1-7	2-6	2-11	0-0	4-17	.190	23.9	33.9	Gilliam		1946-47	2-12	5-3	2-10	0-0	7-13	.350	48.2	57.3	McFadden
1926-27	1-7	1-6	1-7	0-0	2-13	.133	22.2	33.6	Cody		1947-48	3-14	4-8	2-9	0-0	6-17	.261	54.6	60.7	McFadden
1927-28	5-7	6-2	3-11	0-1	9-14	.391	27.7	32.2	Cody		1948-49	6-9	6-3	4-8	0-0	10-11	.476	57.7	54.2	McFadden
1928-29	6-4	10-1	5-10	0-1	15-12	.556	31.5	27.5	Cody		1949-50	8-8	4-4	6-6	0-0	10-10	.500	62.0	59.4	McFadden
1929-30	9-6	10-3	6-5	0-1	16-9	.640	35.4	26.7	Cody		1950-51	9-4	7-1	4-5	0-1	11-7	.611	67.8	62.4	McFadden
1930-31	3-5	3-1	3-5	0-1	6-7	.462	29.6	29.8	Cody		1951-52	11-4	8-0	8-5	1-2	17-7	.708	71.1	66.3	McFadden
1931-32	2-9	5-5	2-8	0-0	7-13	.350	25.4	26.8	Davis		1952-53	6-8	4-6	4-4	0-0	8-10	.444	68.7	69.2	McFadden

	ACC Games	ACC Trn.	Non-Con.	Home	Away	Neutral	Overall		CU	OPP	
Year	W-L	W-L	W-L	W-L	W-L	W-L	W-L	Pct	PPG	PPG	Head Coach
1953-54	0-9	0-1	5-8	3-6	2-11	0-1	5-18	.217	62.3	78.3	McFadden
1954-55	0-14	0-1	2-6	1-9	1-11	0-1	2-21	.087	73.7	93.3	McFadden
1955-56	1-13	0-1	8-3	2-7	2-7	5-3	9-17	.346	86.0	90.8	McFadden
1956-57	3-11	0-1	4-5	5-3	1-7	1-7	7-17	.297	72.5	82.3	Maravich
1957-58	4-10	0-1	4-5	4-5	1-7	3-4	8-16	.333	68.8	71.8	Maravich
1958-59	5-9	0-1	3-6	4-3	2-7	2-6	8-16	.333	56.9	64.2	Maravich
1959-60	4-10	0-1	6-5	4-6	3-6	3-4	10-16	.385	64.2	70.7	Maravich
1960-61	5-9	0-1	5-6	6-4	2-7	2-5	10-16	.385	67.0	70.5	Maravich
1961-62	4-10	2-1	6-4	5-4	5-6	2-5	12-15	.444	72.1	74.6	Maravich
1962-63	5-9	0-1	7-3	7-2	4-7	1-4	12-13	.480	67.4	66.9	Roberts
1963-64	8-6	1-1	4-5	6-4	5-4	2-4	13-12	.520	70.2	69.0	Roberts
1964-65	4-10	0-1	4-4	6-3	1-8	1-4	8-15	.348	74.2	75.7	Roberts
1965-66	8-6	0-1	7-3	7-2	6-6	2-2	15-10	.600	76.9	83.4	Roberts
1966-67	9-5	0-1	8-2	7-2	7-5	3-1	17-8	.680	74.0	70.3	Roberts
1967-68	3-11	0-1	1-8	2-7	2-10	0-3	4-20	.167	71.5	82.2	Roberts
1968-69	2-12	0-1	4-6	4-7	2-8	0-4	6-19	.240	78.8	85.8	Roberts
1969-70	2-12	0-1	5-6	6-5	1-9	0-5	7-19	.269	80.3	90.3	Roberts
1970-71	3-11	0-1	6-5	8-4	0-10	1-3	9-17	.346	58.9	65.9	Locke
1971-72	2-10	0-1	8-5	6-4	2-8	2-4	10-16	.385	63.4	66.1	Locke
1972-73	4-8	0-1	8-5	9-2	2-7	1-5	12-14	.462	69.8	69.4	Locke
1973-74	3-9	0-1	11-2	9-4	3-6	2-2	14-12	.538	68.3	69.3	Locke
1974-75	8-4	1-1	8-6	11-1	4-7	2-3	17-11	.607	80.3	72.1	Locke
1975-76	5-7	1-1	12-2	8-5	7-4	3-1	18-10	.643	83.4	75.1	Foster
1976-77	8-4	1-1	13-1	13-2	6-2	3-2	22-6	.786	86.6	68.9	Foster
1977-78	3-9	0-1	12-2	10-5	2-5	3-2	15-12	.556	82.6	73.7	Foster
1978-79	5-7	0-1	14-2	13-3	3-5	3-2	19-10	.655	72.0	65.6	Foster
1979-80	8-6	1-1	14-2	15-0	2-6	6-3	23-9	.719	80.0	70.2	Foster
1980-81	6-8	0-1	14-2	12-4	5-6	3-1	20-11	.645	75.5	66.8	Foster
1981-82	4-10	0-1	10-3	11-5	2-7	1-2	14-14	.500	69.9	65.2	Foster
1982-83	2-12	0-1	9-7	9-7	1-9	1-4	11-20	.355	75.6	78.0	Foster
1983-84	3-11	0-1	11-2	11-5	3-6	0-3	14-14	.500	74.5	68.1	Foster
1984-85	5-9	0-1	11-3	12-4	3-8	1-1	16-13	.552	75.0	71.0	Ellis
1985-86	3-11	0-1	16-3	14-5	3-8	2-2	19-15	.556	74.9	67.5	Ellis
1986-87	10-4	0-1	15-1	15-2	8-2	2-2	25-6	.806	86.1	71.5	Ellis
1987-88	4-10	0-1	10-4	12-4	0-9	2-2	14-15	.483	74.3	72.0	Ellis
1988-89	7-7	0-1	12-3	13-1	4-8	2-2	19-11	.633	79.8	75.6	Ellis
1989-90	10-4	1-1	13-3	14-0	6-5	4-3	24-8	.750	79.3	69.9	Ellis
1990-91	2-12	0-1	9-4	9-7	0-8	2-2	11-17	.393	73.7	76.7	Ellis
1991-92	4-12	0-1	10-1	12-4	1-8	1-2	14-14	.500	76.6	75.5	Ellis
1992-93	5-11	1-1	11-1	11-5	4-7	2-1	17-13	.567	79.2	76.7	Ellis
1993-94	6-10	1-1	11-5	11-4	4-10	3-2	18-16	.529	75.2	72.9	Ellis
1994-95	5-11	0-1	10-1	11-5	3-7	1-1	15-13	.536	64.1	62.5	Barnes
1995-96	7-9	1-1	10-1	14-2	3-7	1-2	18-11	.621	68.0	63.0	Barnes
1996-97	9-7	0-1	14-2	12-3	6-4	5-3	23-10	.697	68.2	61.5	Barnes
1997-98	7-9	1-1	10-4	11-3	4-7	3-4	18-14	.563	72.2	65.3	Barnes
1998-99	5-11	0-1	15-3	14-3	2-8	4-4	20-15	.571	71.4	64.4	Shyatt
1999-00	4-12	0-1	6-7	7-9	1-7	2-3	10-20	.333	70.0	64.4	Shyatt
2000-01	2-14	1-1	9-4	9-7	1-9	2-3	12-19	.387	74.1	79.7	Shyatt
2001-02	4-12	0-1	9-4	8-8	3-7	2-2	13-17	.433	76.8	75.2	Shyatt
2002-03	5-11	0-1	10-1	13-4	2-8	0-1	15-13	.536	68.4	68.1	Shyatt
2003-04	3-13	0-1	7-4	10-6	0-10	0-1	10-18	.357	65.7	70.9	Purnell
2004-05	5-11	1-1	9-3	10-5	3-8	3-3	16-16	.500	71.7	69.3	Purnell
2005-06	7-9	0-1	12-3	12-4	4-8	3-1	19-13	.594	74.3	67.9	Purnell
2006-07	7-9	0-1	18-1	16-4	6-5	3-2	25-11	.694	73.2	65.7	Purnell
2007-08	10-6	2-1	12-3	14-2	6-5	4-3	24-10	.706	79.2	69.8	Purnell
2008-09	9-7	0-1	14-1	13-3	7-4	3-2	23-9	.719	78.3	68.0	Purnell
2009-10	9-7	0-1	12-3	14-2	5-6	2-3	21-11	.656	73.4	64.5	Purnell
2010-11	9-7	1-1	12-4	15-2	3-7	4-3	22-12	.647	68.5	61.4	Brownell
2011-12	8-8	0-1	8-6	11-5	4-8	1-2	16-				



YEARLY ACC RECORD

Year	Home	Away	Neut	Overall	Pct.	Decided by 5 or less
1953-54	0-4	0-4	0-1	0-9	.000	0-1
1954-55	0-7	0-7	0-0	0-14	.000	0-2
1955-56	0-7	1-6	0-0	1-13	.071	1-2
1956-57	3-3	0-6	0-2	3-11	.214	2-1
1957-58	3-3	1-6	0-1	4-10	.285	1-3
1958-59	4-2	1-5	0-2	5-9	.357	2-2
1959-60	2-4	1-5	1-1	4-10	.285	3-2
1960-61	3-3	2-4	0-2	5-9	.357	0-2
1961-62	2-4	2-4	0-2	4-10	.285	2-3
1962-63	4-2	1-5	0-2	5-9	.357	3-3
1963-64	4-2	3-3	1-1	8-6	.571	2-2
1964-65	3-3	1-5	0-2	4-10	.285	1-5
1965-66	5-1	2-4	1-1	8-6	.571	5-3
1966-67	5-1	2-4	2-0	9-5	.643	4-1
1967-68	2-4	1-5	0-2	3-11	.214	2-2
1968-69	2-4	0-6	0-2	2-12	.143	2-2
1969-70	2-4	0-6	0-2	2-12	.143	1-2
1970-71	3-3	0-6	0-2	3-11	.214	3-2
1971-72	2-3	0-5	0-2	2-10	.143	1-4
1972-73	3-2	1-4	0-2	4-8	.333	2-4
1973-74	3-3	0-6	0-0	3-9	.250	1-3
1974-75	6-0	2-4	0-0	8-4	.667	3-3
1975-76	3-3	2-4	0-0	5-7	.417	3-0
1976-77	4-2	4-2	0-0	8-4	.667	4-1
1977-78	2-4	1-5	0-0	3-9	.250	0-4
1978-79	4-2	1-5	0-0	5-7	.417	2-1
1979-80	7-0	1-6	0-0	8-6	.571	1-5
1980-81	4-3	2-5	0-0	6-8	.429	1-2
1981-82	3-4	1-6	0-0	4-10	.285	1-4
1982-83	2-5	0-7	0-0	2-12	.143	1-5
1983-84	2-5	1-6	0-0	3-11	.214	2-4
1984-85	4-3	1-6	0-0	5-9	.357	1-3
1985-86	2-5	1-6	0-0	3-11	.214	1-3
1986-87	5-2	5-2	0-0	10-4	.714	6-1
1987-88	4-3	0-7	0-0	4-10	.285	3-2
1988-89	6-1	1-6	0-0	7-7	.500	4-2
1989-90	7-0	3-4	0-0	10-4	.714	4-3
1990-91	2-5	0-7	0-0	2-12	.142	1-3
1991-92	4-4	0-8	0-0	4-12	.250	2-3
1992-93	3-5	2-6	0-0	5-11	.313	2-2
1993-94	5-3	1-7	0-0	6-10	.375	0-2
1994-95	3-5	2-6	0-0	5-11	.313	3-3
1995-96	6-2	1-7	0-0	7-9	.438	3-3
1996-97	5-3	4-4	0-0	9-7	.563	3-3
1997-98	5-3	2-6	0-0	7-9	.438	2-7
1998-99	5-3	0-8	0-0	5-11	.313	0-3
1999-00	3-5	1-7	0-0	4-12	.250	1-1
2000-01	2-6	0-8	0-0	2-14	.125	1-1
2001-02	3-5	1-7	0-0	4-12	.250	1-2
2002-03	4-4	1-7	0-0	5-11	.313	3-4

MARQUISE REED
AND THE TIGERS
OVERCAME A
12-POINT DEFICIT
TO BEAT A TOP-25
FLORIDA TEAM IN
2017.

OVERCOMING 10-POINT DEFICITS

Date	Site	Opponent	Down	Time (Half)	Score	Final
2-24-1969	Clemson, S.C.	Virginia	13	9:48 (2)	65-78	92-90
1-19-1970	Clemson, S.C.	Georgia Tech	15	6:00 (1)	24-39	88-78
2-28-1970	Clemson, S.C.	Wake Forest	16	3:57 (1)	35-51	105-95
1-18-1975	Clemson, S.C.	Wake Forest	13	4:23 (1)	28-41	80-77
2-1-1977	Clemson, S.C.	NC State	12	Half	18-30	60-59
1-21-1978	Clemson, S.C.	Virginia	10	9:16 (1)	2-12	^79-70
12-9-1978	Clemson, S.C.	The Citadel	20	9:50 (1)	6-26	71-58
12-29-1978	El Paso, Texas	Texas Tech	14	0:36 (1)	26-40	58-57
1-5-1980	Atlanta, Ga.	Georgia Tech	10	8:10 (1)	6-16	56-48
2-7-1990	College Park, Md.	Maryland	13	4:27 (1)	22-35	75-73
3-8-1980	Ogden, Utah	Brigham Young	13	12:37 (1)	11-24	71-66
12-30-1980	Clemson, S.C.	South Carolina	10	15:24 (1)	4-14	67-65
2-11-1984	Columbia, S.C.	South Carolina	10	5:24 (1)	19-29	61-59
12-1-1984	Clemson, S.C.	South Alabama	14	:15 (1)	2-16	79-69
12-28-1985	Honolulu, Hawaii	Bradley	12	10:12 (1)	6-18	81-76
2-4-1987	College Park, Md.	Maryland	12	8:26 (1)	13-25	80-79
2-14-1987	Charlottesville, Va.	Virginia	10	13:06 (1)	7-17	^94-90
2-18-1987	Clemson, S.C.	Wake Forest	11	7:39 (1)	18-29	87-71
3-16-1989	Boise, Idaho	Saint Mary's	12	3:53 (1)	25-37	83-70
12-6-1989	Greensboro, N.C.	Providence	10	13:07 (1)	9-19	72-71
1-6-1990	Charlottesville, Va.	Virginia	11	4:35 (1)	21-32	76-70
2-12-1990	Clemson, S.C.	NC State	15	6:03 (1)	15-30	89-81
3-17-1990	Hartford, Conn.	La Salle	19	2:21 (1)	22-41	79-75
12-8-1990	Clemson, S.C.	Wisconsin-Green Bay	12	16:52 (2)	31-43	75-68
12-20-1990	Miami, Fla.	Coppin State	11	9:08 (2)	46-57	71-70
2-6-1991	Clemson, S.C.	Maryland	11	9:17 (1)	12-23	73-69
3-2-1991	Clemson, S.C.	Georgia Tech	12	8:56 (1)	14-26	69-62
12-29-1991	El Paso, Texas	Northern Iowa	11	9:52 (1)	34-45	63-60
2-1-1992	Clemson, S.C.	South Carolina	11	5:30 (1)	7-18	55-52
2-4-1993	Atlanta, Ga.	Georgia Tech	10	11:06 (1)	11-21	83-80
12-19-1995	Clemson, S.C.	Minnesota	11	10:10 (1)	11-22	79-66
1-3-1996	Clemson, S.C.	Duke	15	11:32 (2)	26-41	51-48
3-8-1996	Greensboro, N.C.	North Carolina	11	:56 (1)	35-46	75-73
11-15-1996	Indianapolis, Ind.	Kentucky	10	17:32 (2)	34-44	^79-71
12-7-1996	Charlottesville, Va.	Virginia	10	19:28 (2)	19-29	62-52
11-22-1997	Fairbanks, Alaska	Southwest Missouri State	15	5:58 (1)	16-31	71-67
3-6-1998	Greensboro, N.C.	Wake Forest	10	16:33 (2)	39-49	75-56
2-27-2000	Raleigh, N.C.	NC State	10	7:09 (2)	49-59	66-63
12-28-2000	Clemson, S.C.	Charleston Southern	15	13:05 (1)	9-24	88-77
12-30-2000	Myrtle Beach, S.C.	Coastal Carolina	18	6:56 (1)	19-37	81-68
11-24-2001	Clemson, S.C.	Wofford	14	3:02 (1)	27-41	85-82
11-29-2001	State College, Pa.	Penn State	14	10:46 (1)	12-26	79-66
2-23-2002	Clemson, S.C.	Florida State	10	11:15 (1)	8-18	87-78
11-29-2003	Clemson, S.C.	Wofford	10	11:24 (2)	49-59	84-77
12-15-2003	Clemson, S.C.	ETSU	10	10:11 (1)	16-26	^100-84
12-1-2004	Clemson, S.C.	Ohio State	10	2:34 (1)	26-36	80-73
11-11-2006	Norfolk, Va.	Monmouth	12	12:33 (1)	7-19	77-65
3-2-2008	College Park, Md.	Maryland	20	11:21 (2)	39-59	73-70
12-7-2008	Clemson, S.C.	Liberty	12	10:02 (2)	54-66	80-75
12-21-2008	Coral Gables, Fla.	Miami	12	11:23 (1)	9-21	91-72
12-30-2008	Columbia, S.C.	South Carolina	11	15:51 (1)	3-14	98-87
1-29-2009	Blacksburg, Va.	Virginia Tech	15	17:17 (2)	48-63	86-82
2-22-2009	Atlanta, Ga.	Georgia Tech	15	9:28 (1)	10-25	81-73
11-29-2009	Anaheim, Calif.	Butler	11	19:15 (2)	26-37	70-69
2-28-2010	Tallahassee, Fla.	Florida State	13	4:32 (1)	6-19	53-50
12-22-2010	Charleston, S.C.	Coll. of Charleston	11	15:35 (1)	0-11	66-59
1-25-2011	Clemson, S.C.	NC State	19	6:08 (1)	12-31	60-50
2-5-2011	Atlanta, Ga.	Georgia Tech	11	9:18 (1)	8-19	65-56
1-29-2013	Clemson, S.C.	Georgia Tech	10	12:38 (1)	10-20	63-60
11-21-2013	Charleston, S.C.	Temple	12	3:38 (1)	20-32	72-58
12-3-2013	Clemson, S.C.	SC State	10	10:44 (1)	8-18	65-49
1-11-2014	Clemson, S.C.	Duke	10	1:16 (1)	26-36	72-59
1-24-2015	Clemson, S.C.	Wake Forest	12	16:35 (2)	28-40	59-57
1-13-2016	Greenville, S.C.	Duke	12	8:18 (1)	16-28	68-63
12-31-2016	Winston-Salem, N.C.	Wake Forest	13	7:01 (2)	51-64	73-68
11-29-2017	Columbus, Ohio	Ohio State	13	11:43 (1)	11-24	79-65
12-16-2017	Sunrise, Fla.	Florida	12	17:24 (2)	35-47	71-69
1-28-2018	Atlanta, Ga.	Georgia Tech	12	11:17 (1)	12-24	72-70
2-24-2018	Clemson, S.C.	Georgia Tech	11	18:09 (2)	33-44	75-67

^ - one overtime; Note: List only dates to 1968-69 season.

Year	Home	Away	Neut	Overall	Pct.	Decided by 5 or less
2003-04	3-5	0-8	0-0	3-13	.188	2-1
2004-05	3-5	2-6	0-0	5-11	.313	2-3
2005-06	5-3	2-6	0-0	7-9	.438	2-1
2006-07	4-4	3-5	0-0	7-9	.438	4-6
2007-08	7-1	3-5	0-0	10-6	.625	3-3
2008-09	5-3	4-4	0-0	9-7	.563	1-3
2009-10	7-1	2-6	0-0	9-7	.563	2-1
2010-11	7-1	2-6	0-0	9-7	.563	1-3
2011-12	6-2	2-6	0-0	8-8	.500	3-5
2012-13	4-5	1-8	0-0	5-13	.355	2-5
2013-14	6-3	4-5	0-0	10-8	.555	5-4
2014-15	5-4	3-6	0-0	8-10	.444	1-3
2015-16	7-2	3-6	0-0	10-8	.555	3-5
2016-17	4-5	2-7	0-0	6-12	.333	2-8
2017-18	8-1	3-6	0-0	11-7	.611	4-3
2018-19	6-3	3-6	0-0	9-9	.500	1-4
Totals	262-215	99-371	5-29	366-615	.373	132-184

Note: Regular season games only.

COMEBACK VICTORIES

Date	Site	Half	Opponent	Margin	Final	Date	Site	Half	Opponent	Margin	Final
2-21-1938	A	16-21	Davidson	-5	35-34	12-8-1990	H	27-34	Wisconsin-Green Bay	-7	75-68
12-17-1938	A	14-19	Catholic	-5	33-30	12-20-1990	N	30-33	Coppin State	-3	71-70
1-7-1939	A	18-23	Georgia	-5	37-30	2-6-1991	H	27-33	Maryland	-6	73-69
1-18-1939	A	24-25	Presbyterian	-1	51-43	3-2-1991	H	31-35	Georgia Tech	-4	69-62
3-1-1939	N	19-21	North Carolina	-2	44-43	2-1-1992	H	20-25	South Carolina	-5	55-52
3-2-1939	N	14-18	Wake Forest	-4	30-28	12-28-1992	N	39-40	Appalachian State	-1	91-73
1-22-1941	H	21-25	Georgia Tech	-4	52-49	1-26-1993	H	32-34	Maryland	-2	82-72
2-18-1941	H	21-29	Wake Forest	-8	54-53	3-3-1993	H	35-41	NC State	-6	92-82
2-20-1945	A	10-19	Furman	-9	34-31	2-17-1994	H	34-35	North Carolina	-1	77-69
12-14-1948	H	20-24	Wofford	-4	49-44	3-17-1994	H	37-41	Southern Mississippi (NIT)	-4	96-85
2-21-1949	H	27-30	Maryland	-3	68-49	1-3-1996	H	22-25	Duke	-3	51-48
12-10-1949	H	21-23	Presbyterian	-2	55-53	1-10-1996	H	32-34	Virginia	-2	89-79
1-14-1950	H	33-40	Davidson	-7	**88-82	2-17-1996	H	23-28	Florida State	-5	67-59
2-21-1950	A	33-35	Virginia Military	-2	83-73	3-8-1996	N	37-46	North Carolina	-9	75-73
2-25-1950	H	32-36	Maryland	-4	70-68	11-15-1996	N	31-37	Kentucky	-6	*79-71
12-18-1950	H	35-38	Georgia	-3	70-69	12-7-1996	A	19-27	Virginia	-8	62-52
2-21-1951	A	34-36	George Washington	-2	82-76	3-16-1997	N	27-30	Tulsa (NCAA)	-3	65-59
2-19-1952	H	35-38	North Carolina	-3	*85-84	11-22-1997	N	30-37	S.W. Missouri State	-7	71-67
1-2-1953	H	31-38	William & Mary	-7	81-71	12-17-1997	H	29-30	South Carolina	-1	62-57
1-4-1954	A	32-36	William & Mary	-4	75-72	2-7-1998	H	28-29	Wake Forest	-1	#71-46
12-29-1955	N	42-44	South Carolina	-2	94-87	3-6-1998	N	32-40	Wake Forest	-8	75-56
1-21-1956	A	51-56	Furman	-5	112-99	12-16-1999	H	26-27	South Carolina	-1	61-58
2-21-1957	A	42-44	Furman	-2	91-79	2-27-2000	A	26-32	NC State	-6	66-63
12-10-1957	H	30-34	NC State	-4	63-59	12-28-2000	H	42-45	Charleston Southern	-3	87-77
1-4-1958	H	32-36	Maryland	-4	73-66	12-30-2000	A	28-41	Coastal Carolina	-13	81-68
1-7-1960	H	32-33	Davidson	-1	74-63	2-18-2001	H	30-35	North Carolina	-5	75-65
12-2-1961	H	45-46	Virginia Military	-1	87-84	3-8-2001	N	27-30	Florida State	-3	66-64
3-2-1962	N	30-38	Duke	-8	77-72	11-24-2001	H	34-45	Wofford	-11	85-82
1-26-1963	H	43-47	Furman	-4	74-73	11-28-2001	A	34-44	Penn State	-10	79-66
2-2-1963	H	34-36	Wake Forest	-2	71-70	12-14-2002	H1	27-29	Gardner-Webb	-2	71-61
2-8-1964	A	22-28	NC State	-6	66-52	1-18-2003	H	42-43	Virginia	-1	78-77
2-1-1966	A	36-40	Wake Forest	-4	72-71	2-15-2003	H	32-37	North Carolina	-5	80-77
2-19-1966	N	35-39	NC State	-4	*76-74	11-29-2003	H	37-41	Wofford	-4	84-77
2-24-1969	H	41-49	Virginia	-8	92-90	12-1-2004	H	35-36	Ohio State	-1	80-73
1-19-1970	H	45-50	Georgia Tech	-5	88-78	12-21-2005	N	27-31	Akron	-4	66-59
2-28-1970	H	43-56	Wake Forest	-13	105-95	1-21-2006	A	38-43	Georgia Tech	-5	73-63
12-19-1970	N	28-29	Southern Methodist	-1	67-51	3-4-2006	H	34-37	Georgia Tech	-3	95-82
2-23-1971	H	22-23	Maryland	-1	*51-45	11-11-2006	N	36-37	Monmouth	-1	77-65
1-8-1972	H	31-34	Maryland	-3	63-61	1-6-2007	H	29-34	Georgia Tech	-5	75-74
3-1-1972	H	20-22	Duke	-2	59-40	12-27-2007	H	23-26	Purdue	-3	61-58
11-28-1972	H	37-39	Georgia Tech	-2	86-77	11-21-2007	N	40-41	DePaul	-1	90-74
12-8-1973	N	33-39	Duquesne	-6	71-66	1-22-2008	H	31-32	Wake Forest	-1	*80-75
12-29-1973	A	31-44	Furman	-13	73-67	3-2-2008	A	25-37	Maryland	-12	73-70
12-4-1974	H	31-32	Furman	-1	82-69	3-15-2008	N	30-31	Duke	-1	78-74
1-18-1975	H	36-45	Wake Forest	-9	80-77	12-2-2008	A	32-40	Illinois	-8	76-74
1-22-1975	H	48-50	Maryland	-2	83-82	12-7-2008	H	35-42	Liberty	-7	80-75
1-25-1975	A	34-36	Virginia	-2	74-64	1-29-2009	A	44-53	Virginia Tech	-9	86-82
3-6-1975	N	39-41	Duke	-2	78-76	2-10-2009	A	35-39	Boston College	-4	87-77
12-3-1975	A	32-39	Furman	-7	*92-86	11-29-2009	N	26-33	Butler	-7	70-69
1-17-1976	A	45-46	Wake Forest	-1	86-81	2-28-2010	A	19-21	Florida State	-2	53-50
3-4-1976	N	29-33	Wake Forest	-4	76-63	12-22-2010	A	26-29	College of Charleston	-3	66-59
1-12-1977	A	35-37	Duke	-2	*80-73	1-25-2011	H	29-34	NC State	-5	60-50
2-1-1977	H	18-30	NC State	-12	60-59	12-23-2011	N	24-31	Southern Illinois	-7	*83-75
2-3-1977	H	32-33	Cleveland State	-1	77-55	1-1-2012	H	28-32	East Tennessee State	-4	65-58
3-3-1977	N	35-36	Duke	-1	82-74	11-21-2013	N	31-34	Temple	-3	72-58
11-30-1977	N	46-47	Furman	-1	101-83	1-11-2014	H	31-37	Duke	-6	72-59
1-21-1978	H	29-32	Virginia	-3	*79-70	2-1-2014	A	17-20	Florida State	-3	53-49
12-6-1978	A	34-35	South Carolina	-1	70-65	2-18-2014	H	32-33	NC State	-1	73-56
12-9-1978	H	32-34	The Citadel	-2	71-58	2-22-2014	A	23-29	Georgia Tech	-6	63-55
12-16-1978	H	30-31	Western Carolina	-1	71-56	3-13-2014	N	27-29	Georgia Tech	-2	*69-65
12-29-1978	N	28-40	Texas Tech	-12	58-57	11-24-2014	N	30-31	LSU	-1	64-61
1-13-1979	H	29-34	Wake Forest	-5	**71-66	1-24-2015	H	27-33	Wake Forest	-6	59-57
1-9-1980	H	41-43	Duke	-2	**87-82	11-19-2015	H	31-33	Texas Southern	-2	76-56
2-6-1980	H	35-38	Wake Forest	-3	86-69	1-13-2016	H	33-35	Duke	-2	68-63
3-8-1980	N	38-42	Brigham Young (NCAA)	-4	71-66	1-16-2016	H	32-34	Miami	-2	76-65
3-13-1980	N	33-36	Lamar (NCAA)	-3	74-66	2-2-2016	A	20-28	Wake Forest	-8	76-62
12-19-1980	N	26-30	Illinois State	-4	67-56	2-17-2016	H	31-34	Boston College	-3	65-54
2-5-1983	H	32-35	Baptist	-3	81-60	11-30-2016	H	27-31	Nebraska	-4	60-58
12-3-1983	H	36-37	South Carolina	-1	72-71	12-31-2016	A	31-36	Wake Forest	-5	73-68
1-9-1984	H	37-39	NC State	-2	63-61	2-28-2017	A	31-36	Pittsburgh	-5	67-60
12-15-1984	H	36-40	Middle Tennessee State	-4	81-75	3-1-2017	H	37-38	NC State	-1	78-74
12-7-1985	H	30-34	South Carolina	-4	*73-66	11-29-2017	A	30-37	Ohio State	-7	79-65
12-28-1985	N	27-31	Bradley	-4	81-76	12-16-17	N	33-40	Florida	-7	71-69
1-25-1985	A	18-23	Wake Forest	-5	46-43	1-28-18	A	36-38	Georgia Tech	-2	72-70
2-15-1986	H	23-24	Maryland	-1	70-60	2-24-18	H	33-37	Georgia Tech	-4	75-67
2-17-1986	H	32-34	Furman	-2	75-57	3-9-19	H	24-31	Syracuse	-7	67-55
1-20-1987	A	32-33	Georgia Tech	-1	67-66	Note: List of games over the years when Clemson trailed at halftime and came back to win the game;					
2-14-1987	A	39-41	Virginia	-2	*94-90	* - overtime; \$ - largest halftime deficit Clemson overcame to gain a victory; # - largest margin of victory after trailing at halftime; H1 - Anderson, S.C.					
3-2-1988	H	40-42	Duke	-2	79-77						
3-1-1989	H	35-42	Duke	-7	79-74						
3-4-1989	H	28-31	Georgia Tech	-3	*81-79						
3-16-1989	N	33-39	Saint Mary's (NCAA)	-6	83-70						
11-25-1989	N	33-35	Stetson	-2	74-61						
1-9-1990	A	32-39	Virginia	-7	76-70						
2-7-1990	H	32-37	Maryland	-5	75-73						
2-12-1990	H	34-35	NC State	-1	89-81						
2-28-1990	H	51-53	Duke	-2	97-93						
3-17-1990	N	\$27-43	La Salle (NCAA)	-16	79-75						



TOP-25 WINS

CLEMSON'S ALL-TIME VICTORIES OVER NATIONALLY-RANKED TEAMS

Date	Opponent	Score	Margin	AP-Coaches	Site	Date	Opponent	Score	Margin	AP-Coaches	Site
12-11-1956	NC State	*96-94	+2	8-12	Clemson	2-4-1993	Georgia Tech	83-80	+3	22-22	Atlanta, Ga.
12-10-1957	NC State	63-59	+4	12-NR	Clemson	2-24-1993	Wake Forest	76-74	+2	12-12	Clemson
1-4-1958	Maryland	73-66	+7	7-7	Clemson	3-12-1993	Florida State	87-75	+12	10-11	Charlotte, N.C.
3-2-1962	Duke	77-72	+5	8-6	Raleigh, N.C.	12-30-1993	Oklahoma St.	68-65	+3	20-19	Honolulu, Hawaii
2-14-1967	Duke	73-68	+5	NR-14	Clemson	2-17-1994	North Carolina	77-69	+8	2-4	Clemson
2-18-1967	North Carolina	92-88	+4	4-3	Charlotte, N.C.	1-4-1995	Duke	75-70	+5	11-9	Durham, N.C.
1-28-1971	Virginia	45-44	+1	15-NR	Clemson	1-3-1996	Duke	51-48	+3	19-20	Clemson
1-8-1972	Maryland	63-61	+2	12-10	Clemson	1-21-1996	Wake Forest	55-41	+14	6-6	Clemson
1-22-1975	Maryland	83-82	+1	3-4	Clemson	1-30-1996	Georgia Tech	73-70	+3	25-NR	Clemson
2-1-1975	North Carolina	80-72	+8	10-11	Clemson	3-8-1996	North Carolina	75-73	+2	20-20	Greensboro, N.C.
2-22-1975	NC State	92-70	+22	4-4	Clemson	11-15-1996	Kentucky	*79-71	+8	3-4	Indianapolis, Ind.
1-17-1976	Wake Forest	86-81	+5	5-5	Winston-Salem, N.C.	12-7-1996	Virginia	62-52	+10	25-NR	Charlottesville, Va.
1-21-1976	Maryland	82-77	+5	2-3	College Park, Md.	1-7-1997	Duke	*86-82	+4	10-9	Clemson
2-21-1976	NC State	103-90	+13	12-15	Clemson	1-15-1997	Maryland	67-63	+4	11-12	College Park, Md.
1-19-1977	Maryland	93-71	+22	13-18	Clemson	2-8-1997	Maryland	80-68	+12	7-9	Clemson
1-29-1977	North Carolina	93-73	+20	19-NR	Clemson	12-4-1997	Maryland	*78-65	+13	23-NR	Clemson
2-8-1977	Wake Forest	70-66	+4	4-6	Winston-Salem, N.C.	12-17-1997	South Carolina	62-57	+5	6-6	Clemson
1-21-1978	Virginia	*79-70	+9	13-14	Clemson	1-13-1998	Florida State	86-65	+21	17-16	Clemson
2-8-1978	Wake Forest	91-81	+10	14-16	Clemson	2-4-1999	North Carolina	78-63	+15	9-9	Clemson
2-15-1978	Virginia	63-55	+8	17-16	Charlottesville, Va.	1-26-2000	NC State	59-42	+17	21-25	Clemson
1-27-1979	North Carolina	66-61	+5	2-2	Clemson	2-18-2001	North Carolina	75-65	+10	1-1	Clemson
1-30-1979	NC State	85-72	+13	20-19	Clemson	1-8-2002	Virginia	68-52	+16	7-5	Clemson
2-21-1979	Duke	70-49	+21	6-7	Clemson	2-13-2002	Wake Forest	**118-115	+3	19-17	Clemson
1-2-1980	North Carolina	93-76	+17	6-4	Clemson	1-31-2004	North Carolina	81-72	+9	12-15	Clemson
1-9-1980	Duke	*87-82	+5	1-1	Clemson	2-18-2004	NC State	60-55	+5	13-18	Clemson
1-19-1980	Virginia	88-68	+20	12-15	Clemson	2-1-2005	Maryland	88-73	+15	22-24	Clemson
2-9-1980	Maryland	90-81	+9	7-5	Clemson	3-4-2007	Virginia Tech	75-74	+1	21-21	Blacksburg, Va.
2-16-1980	NC State	78-70	+8	NR-20	Clemson	3-15-2008	Duke	78-74	+4	7-7	Charlotte, N.C.
3-8-1980	Brigham Young	71-66	+5	12-12	Ogden, Utah	2-4-2009	Duke	74-47	+27	4-3	Clemson
12-29-1980	Indiana	58-57	+1	15-16	Honolulu, Hawaii	11-29-2009	Butler	70-69	+1	12-10	Anaheim, Calif.
2-18-1981	Wake Forest	81-71	+10	5-5	Clemson	1-13-2010	North Carolina	83-64	+19	12-13	Clemson
1-9-1984	NC State	63-61	+2	12-12	Clemson	1-29-2011	Florida State	62-44	+18	22-NR	Clemson
2-29-1984	Duke	77-76	+1	15-18	Durham, N.C.	2-14-2012	Virginia	60-48	+12	22-22	Clemson
1-8-1985	Georgia Tech	90-87	+9	8-7	Atlanta, Ga.	1-11-2014	Duke	72-59	+13	16-13	Clemson
1-30-1985	North Carolina	52-50	+2	11-14	Clemson	12-7-2014	Arkansas	*68-65	+3	18-21	Clemson
2-17-1985	Maryland	71-64	+7	20-19	Clemson	1-10-2016	Louisville	66-62	+4	16-16	Greenville, S.C.
1-7-1987	NC State	73-69	+4	18-20	Clemson	1-13-2016	Duke	68-63	+5	9-6	Greenville, S.C.
3-2-1988	Duke	79-77	+2	9-9	Clemson	1-16-2016	Miami	76-65	+11	8-9	Greenville, S.C.
3-5-1988	Georgia Tech	*97-94	+3	13-15	Clemson	1-27-2016	Pittsburgh	73-60	+13	NR-23	Greenville, S.C.
2-1-1989	North Carolina	85-82	+3	3-2	Clemson	12-21-2016	South Carolina	62-60	+2	22-20	Columbia, S.C.
3-1-1989	Duke	79-74	+5	9-8	Clemson	12-16-2017	Florida	71-69	+2	22-22	Sunrise, Fla.
3-4-1989	Georgia Tech	81-79	+2	25-NR	Clemson	1-13-2018	Miami	72-63	+9	18-19	Clemson, S.C.
3-16-1989	St. Mary's	83-70	+13	22-NR	Boise, Idaho	1-30-2018	North Carolina	82-78	+4	19-17	Clemson, S.C.
1-25-1990	Georgia Tech	91-90	+1	13-11	Clemson	3-18-2018	Auburn	84-53	+31	19-21	San Diego, Calif.
2-28-1990	Duke	97-93	+4	5-4	Clemson	2-9-2019	Virginia Tech	59-51	+8	11-10	Clemson, S.C.
3-17-1990	La Salle	79-75	+4	12-13	Hartford, Conn.						
3-2-1991	Georgia Tech	69-62	+7	NR-21	Clemson						
2-5-1992	Georgia Tech	*95-78	+17	24-20	Clemson						
2-18-1992	Florida State	68-67	+1	16-16	Clemson						

* - overtime; 2015-16 games in Greenville are considered home games.



GABE DeVOE WAS BRILLIANT IN THE 2018 NCAA TOURNAMENT WIN OVER AUBURN WITH 22 POINTS, FIVE REBOUNDS AND FIVE ASSISTS. HE FINISHED 8-FOR-13 FROM THE FLOOR AND 6-FOR-9 FROM THREE.

OVERTIME GAMES

Year	Opponent	Site	OTs	Score	WL
1923-24	Presbyterian	A	1	17-20	L
1924-25	Newberry	H	1	20-21	L
1925-26	New Orleans Y	A	1	23-24	L
1927-28	South Carolina	A	2	48-46	W
1928-29	Erskine	A	1	37-41	L
	South Carolina	A	1	24-27	L
	The Citadel	H	1	35-33	W
1929-30	Vanderbilt	A	2	48-42	W
	The Citadel	H	1	38-35	W
1931-32	South Carolina	A	1	24-22	W
1934-35	Georgia	H	1	43-44	L
1935-36	North Carolina	H	1	34-35	L
	NC State	A	1	31-32	L
1936-37	Florida	A	1	31-30	W
	Georgia	H	1	35-36	L
	Furman	A	1	40-34	W
	South Carolina	A	1	30-32	L
	NC State	H	1	40-41	L
1937-38	NC State	H	1	31-33	L
1939-40	North Carolina	H	1	31-39	L
	Duke	H	1	37-39	L
1940-41	Georgia Tech	A	1	52-49	W
1944-45	The Citadel	H	1	39-41	L
1945-46	NC State	A	1	46-51	L
1949-50	Furman	A	1	55-56	L
	Davidson	H	2	88-82	W
1950-51	Wake Forest	A	1	72-73	L
	Maryland	A	1	50-54	L
1951-52	Presbyterian	A	1	78-76	W
	Wake Forest	H	1	85-84	W
1955-56	North Carolina	H	2	99-103	L
1956-57	NC State	H	1	96-94	W
	Furman	H	1	80-77	W
	Virginia	H	1	84-81	W
1957-58	Virginia	H	2	85-88	L
	Furman	A	1	95-102	L
1958-59	South Carolina	A	1	58-56	W
1959-60	Davidson	A	1	66-60	W
	Furman	A	2	85-83	W
1960-61	Maryland	A	1	80-82	L
1961-62	Virginia	H	1	70-68	W
	Florida State	A	1	82-77	W
1963-64	North Carolina	H	2	66-64	W
	Georgia	A	1	83-81	W
1963-64	+North Carolina	N	2	97-90	W
	+NC State	N	1	43-45	L
1964-65	Maryland	H	2	65-67	L

1965-66	+NC State	N	1	76-74	W
1966-67	^Miami (Fla.)	N	1	73-64	W
	Virginia	A	1	102-88	W
	*Wake Forest	N	1	61-63	L
1967-68	Maryland	H	1	94-93	W
	Furman	A	1	64-66	L
1968-69	Wake Forest	H	2	104-112	L
1970-71	Indiana State	H	1	91-87	W
	+NC State	N	1	57-64	L
	Maryland	H	1	51-45	W
1971-72	Purdue	H	1	72-66	W
	Indiana State	A	1	82-77	W
1973-74	Purdue	A	1	81-80	W
	The Citadel	H	1	62-58	W
1974-75	*North Carolina	N	1	71-76	L
1975-76	%Austin Peay	H	1	81-87	L
	Furman	A	1	92-86	W
	Duke	H	1	102-93	W
1976-77	Duke	A	1	80-73	W
1977-78	North Carolina	H	1	77-79	L
	Wake Forest	N	1	90-91	L
	Virginia	H	1	79-70	W
1978-79	Wake Forest	H	2	71-66	W
	++Kentucky	A	1	68-67	W
	++Old Dominion	H	2	59-61	L
1979-80	Duke	H	1	87-82	W
	Duke	A	1	82-87	L
1980-81	**Louisiana Tech	N	1	50-49	W
	**Hawaii	A	1	75-71	W
	Maryland	H	1	62-68	L
	Duke	H	1	54-52	W
1981-82	Duke	A	3	72-73	L
1982-83	\$Texas A&M	N	2	82-79	W
	Virginia	H	1	83-85	L
1983-84	%Marquette	H	1	66-61	W
	Wake Forest	H	1	72-76	L
	South Carolina	A	1	61-59	W
	Maryland	H	3	65-66	L
1984-85	Tennessee Tech	H	1	67-68	L
	Furman	A	1	55-53	W
1985-86	South Carolina	H	1	73-66	W
1985-86	NC State	H	1	69-73	L
1986-87	Wake Forest	A	1	91-88	W
	Duke	H	1	103-105	L
	Virginia	A	1	94-90	W
1987-88	Georgia Tech	H	2	97-94	W
1988-89	Georgia Tech	H	1	81-79	W
1990-91	Wake Forest	H	1	88-93	L

1991-92	Georgia Tech	H	1	95-78	W
1992-93	South Carolina	A	1	89-84	W
1995-96	Miami (Fla.)	A	1	66-52	W
1996-97	&Kentucky	N	1	79-71	W
	Duke	H	1	86-82	W
	!Minnesota	N	2	84-90	L
1997-98	Maryland	H	1	78-65	W
	NC State	H	1	80-82	L
	Virginia	A	1	74-78	L
1998-99	Maryland	H	1	79-81	L
	*Florida State	N	1	85-87	L
2000-01	Washington	N	1	76-77	L
	Florida State	A	1	84-88	L
2001-02	Wake Forest	H	2	118-115	W
	*Florida State	N	1	84-91	L
2003-04	ETSU	H	1	100-86	W
	*Virginia	N	1	79-83	L
2004-05	South Carolina	A	1	63-62	W
2005-06	Wake Forest	H	1	74-73	W
	NC State	H	2	85-94	L
	Virginia Tech	H	1	74-75	L
	Wake Forest	A	1	68-74	L
2006-07	Miami (Fla.)	H	1	74-70	W
2007-08	North Carolina	H	1	88-90	L
	Florida State	H	2	97-85	W
	Wake Forest	H	1	80-75	W
	North Carolina	A	2	93-103	L
2008-09	Virginia	A	1	81-85	L
2010-11	#Seton Hall	N	1	64-58	W
	*North Carolina	N	1	87-92	L
2011-12	&So. Illinois	N	1	83-75	W
	NC State	H	1	72-69	W
2013-14	Notre Dame	A	2	64-68	L
	Maryland	H	2	77-73	W
	Pittsburgh	H	1	68-73	L
	*Georgia Tech	N	1	69-65	W
2014-15	Arkansas	H	1	68-65	W
	Georgia Tech	H	1	70-63	W
2015-16	Syracuse	A	1	74-73	W
	*Georgia Tech	N	1	85-88	L
2016-17	North Carolina	H	1	86-89	L
2017-18	Louisville	H	1	74-69	W
	Florida State	A	1	79-81	L

Note: Clemson is 71-63 overall, 36-30 at home, 25-17 at Littlejohn; + - North-South Doubleheader; ^ - Volunteer Classic; * - ACC Tournament; % - IPTAY Tournament; ++ - NIT; ** - Rainbow Classic; \$ - Alaska Shootout; & - BCA Classic; ! - NCAA Midwest Regional; # - Paradise Jam; & - Diamond Head Classic

K.J. McDANIELS POSTED 26 POINTS, 14 REBOUNDS AND SIX BLOCKS IN A DOUBLE OVERTIME WIN OVER MARYLAND IN 2014.

LARGEST VICTORY MARGINS

OVERALL

Date	Opponent	Site	Score	Mar
12-17-1986	Armstrong State	H	112-39	+73
2-9-1912	Butler Guards	N1	78-6	+72
12-13-1980	Illinois Tech	H	108-41	+67
2-26-1977	Roanoke	H	120-56	+64
11-27-1977	Texas Christian	H	125-62	+63
2-19-1916	Erskine	H	72-13	+59
12-16-1986	Prairie View A&M	H	103-45	+58
1-15-1990	Georgia State	H	117-59	+58
12-4-1976	Georgia Southern	H	110-55	+55
12-11-1976	Tennessee Tech	H	133-78	+55
11-26-76	Yale	H	104-50	+54
12-16-1980	West Virginia Tech	H	124-70	+54
1-12-1987	Fla. International	H	108-55	+53
12-29-1987	Delaware State	N4	95-42	+53
11-19-2008	Wofford	H	93-40	+53
2-23-1946	The Citadel	H	76-24	+52
12-16-1977	Biscayne	N2	94-42	+52
12-28-1977	Boston College	N3	128-76	+52
12-29-1987	Fla. International	N5	98-47	+51
1-18-1913	Furman	H	69-19	+50
1-18-1930	Newberry	H	59-9	+50
2-9-1949	Presbyterian	H	79-29	+50
12-19-1984	Baylor	H	102-52	+50
11-26-1985	Wagner	H	105-55	+50

N1 - Greenville, S.C.; N2 - Miami, Fla.; N3 - Milwaukee, Wis.;
N4 - Little Rock, Ark.; N5 - Tampa, Fla.

HOME

Date	Opponent	Site	Score	Mar
12-17-1986	Armstrong State	H	112-39	+73
12-13-1980	Illinois Tech	H	108-41	+67
2-26-1977	Roanoke	H	120-56	+64
11-27-1977	Texas Christian	H	125-62	+63
1-18-1930	Newberry	H	69-9	+60
2-19-1916	Erskine	H	72-13	+59
12-16-1986	Prairie View A&M	H	103-45	+58
1-15-1990	Georgia State	H	117-59	+58
12-4-1976	Georgia Southern	H	110-55	+55
12-11-1976	Tennessee Tech	H	133-78	+55
11-26-1976	Yale	H	104-50	+54
12-16-1980	West Virginia Tech	H	124-70	+54
1-12-1987	Fla. International	H	108-55	+53
11-19-2008	Wofford	H	93-40	+53
2-23-1946	The Citadel	H	76-24	+52
1-18-1913	Furman	H	69-19	+50
2-9-1949	Presbyterian	H	79-29	+50
12-19-1984	Baylor	H	102-52	+50
11-26-1985	Wagner	H	105-55	+50

IN LITTLEJOHN COLISEUM

Date	Opponent	Site	Score	Mar
12-17-1986	Armstrong State	H	112-39	+73
12-13-1980	Illinois Tech	H	108-41	+67
2-26-1977	Roanoke	H	120-56	+64
11-27-1977	Texas Christian	H	125-62	+63
12-16-1986	Prairie View A&M	H	103-45	+58
1-15-1990	Georgia State	H	117-59	+58
12-4-1976	Georgia Southern	H	110-55	+55
12-11-1976	Tennessee Tech	H	133-78	+55
11-26-1976	Yale	H	104-50	+54
12-16-1980	West Virginia Tech	H	124-70	+54
1-12-1987	Fla. International	H	108-55	+53
11-19-2008	Wofford	H	93-40	+53
12-19-1984	Baylor	H	102-52	+50
11-26-1985	Wagner	H	105-55	+50

AWAY

Date	Opponent	Site	Score	Mar
2-1-1919	Atlanta Athletic Club	A	60-11	+49
2-18-1933	Presbyterian	A	55-6	+49
2-6-1956	The Citadel	A	114-69	+45
11-17-2009	Liberty	A	79-39	+40
2-18-1921	College of Charleston	A	49-12	+37
2-23-1946	Presbyterian	A	56-18	+36
2-9-1912	Furman	A	46-12	+34
1-30-1982	The Citadel	A	88-56	+32
12-30-1987	Arkansas-LR	A	76-44	+32
12-17-1931	Newberry	A	40-9	+31
2-7-2008	Virginia	A	82-51	+31
12-28-2002	Hartford	A	78-48	+30
2-15-1998	Florida State	A	78-49	+29

NEUTRAL SITE

Date	Opponent	Site	Score	Mar
2-9-1912	Butler Guards	N1	78-6	+72
12-29-1987	Delaware State	N5	95-42	+53
12-16-1977	Biscayne	N2	94-42	+52
12-28-1977	Boston College	N3	128-76	+52
12-29-1987	Fla. International	N6	98-47	+51
12-30-1978	Boston Univ.	N4	100-55	+45



THE TIGERS EARNED THEIR LARGEST MARGIN OF VICTORY IN THE NCAA TOURNAMENT BY DEFEATING AUBURN 84-53 IN 2018.

12-19-2005	PR-Mayaguez	N7	101-60	+41
11-10-2006	Arkansas State	N8	83-44	+39
12-19-1975	Middle Tennessee	N2	82-46	+36

N1 - Greenville, S.C.; N2 - Knoxville, Tenn.; N3 - Milwaukee, Wis.;
N4 - Jacksonville, Fla.; N5 - Little Rock, Ark.; N6 - Tampa, Fla.;
N7 - San Juan, Puerto Rico; N8 - Norfolk, Va.

ACC

Date	Opponent	Site	Score	Mar
2-15-1975	Duke	H	100-66	+34
3-14-2008	Boston College	N	82-48	+34
2-14-1999	Florida State	H	78-45	+33
2-7-2008	Virginia	A	82-51	+31
2-15-1998	Florida State	A	78-49	+29
2-17-2009	Maryland	H	93-64	+29
2-28-1999	Georgia Tech	H	92-64	+28
1-9-1965	Virginia	H	99-72	+27
1-6-1986	Wake Forest	H	91-64	+27
2-4-2009	Duke	H	74-47	+27
1-4-1964	Wake Forest	A	87-61	+26
2-12-2000	Florida State	H	84-58	+26
2-25-2006	Virginia	H	90-64	+26
2-14-1973	Wake Forest	H	86-61	+25
2-28-1973	Duke	H	75-50	+25
2-7-1998	Wake Forest	H	71-46	+25
1-12-2011	Georgia Tech	H	87-62	+25

ACC HOME

Date	Opponent	Site	Score	Mar
2-15-1975	Duke	H	100-66	+34
2-14-1999	Florida State	H	78-45	+33
2-17-2009	Maryland	H	93-64	+29
2-28-1999	Georgia Tech	H	92-64	+28
1-9-1965	Virginia	H	99-72	+27
1-6-1986	Wake Forest	H	91-64	+27
2-4-2009	Duke	H	74-47	+27
2-12-2000	Florida State	H	84-58	+26
2-25-2006	Virginia	H	90-64	+26
2-14-1973	Wake Forest	H	86-61	+25
2-28-1973	Duke	H	75-50	+25
2-7-1998	Wake Forest	H	71-46	+25
1-12-2011	Georgia Tech	H	87-62	+25

ACC ROAD

Date	Opponent	Site	Score	Mar
2-7-2008	Virginia	A	82-51	+31

2-15-1998	Florida State	A	78-49	+29
1-4-1964	Wake Forest	A	87-61	+26
1-21-1981	Georgia Tech	A	72-48	+24
2-6-2019	Georgia Tech	A	65-42	+23
2-24-1961	Virginia	A	85-63	+22
2-11-2012	Wake Forest	A	78-58	+20
3-2-1994	NC State	A	82-63	+19
12-21-2008	Miami (Fla.)	A	91-72	+19
2-21-2012	Georgia Tech	A	56-37	+19
2-12-1975	Wake Forest	A	71-54	+17
2-28-1964	NC State	A	66-52	+14
1-14-1967	Virginia	A	*102-88	+14
2-21-1990	Wake Forest	A	89-75	+14

*Overtime

ACC TOURNAMENT

Date	Opponent	Site	Score	Mar
3-14-2008	Boston College	N4	82-48	+34
3-11-2011	Boston College	N2	70-47	+23
3-1-1962	NC State	N1	67-46	+21
3-6-1998	Wake Forest	N2	75-56	+19
3-5-1964	Maryland	N1	81-67	+14
3-4-1976	Wake Forest	N3	76-63	+13
3-10-1994	NC State	N4	76-63	+13
3-12-1993	Florida State	N4	87-75	+12
3-3-1990	Wake Forest	N4	79-70	+9

N1 - Raleigh, N.C.; N2 - Greensboro, N.C.; N3 - Landover, Md.;
N4 - Charlotte, N.C.

POST SEASON

Date	Opponent	Trn	Site	Score	Mar
3-18-2018	Auburn	NCAA	N4	84-53	+31
3-19-2007	Ole Miss	NIT	H	89-68	+21
3-10-1999	Georgia	NIT	H	77-57	+20
3-18-1999	Butler	NIT	H	89-69	+20
3-13-1986	Middle Tennessee	NIT	H	99-81	+18
3-15-2011	UAB	NCAA	N3	70-52	+18
3-21-1994	West Virginia	NIT	A	96-79	+17
3-15-2006	Louisiana Tech	NIT	H	69-53	+16
3-16-1989	St. Mary's	NCAA	N1	83-70	+13
3-17-1986	Georgia	NIT	A	77-65	+12
3-18-1993	Auburn	NIT	H	84-72	+12
3-14-1997	Miami (Ohio)	NCAA	N2	68-56	+12

N1 - Boise, Idaho; N2 - Kansas City, Mo.; N3 - Dayton, Ohio;
N4 - San Diego, Calif.

AGAINST ALL COMPETITION

Opponent	First Meeting	Last Meeting	Home	Away	Neutral	Overall
Air Force	2006-07	2006-07			1-0	1-0
Akron	2005-06	2005-06			1-0	1-0
Alabama	1929-30	2016-17	2-2	3-0	2-2	7-4
Alabama A&M	FIRST MEETING					
Alabama-Birmingham (UAB)	1992-93	2010-11		0-1	1-1	1-2
Alabama State	2011-12	2011-12	1-0			1-0
American	1977-78	1977-78	1-0			1-0
American-Puerto Rico	1989-90	1989-90		1-0		1-0
Appalachian State	1974-75	2006-07	7-1		2-0	9-1
Arizona	1988-89	2012-13	0-1	0-1	0-1	0-3
Arkansas	1961-62	2014-15	1-0	0-1	0-1	1-2
Arkansas-Little Rock	1981-82	1986-87	1-0	1-0		2-0
Arkansas-Pine Bluff	1998-99	1998-99	1-0			1-0
Arkansas State	2006-07	2006-07			1-0	1-0
Armstrong State	1986-87	1986-87	1-0			1-0
Army	1962-63	1993-94			2-0	2-0
Asheville	1946-47	1946-47	1-0			1-0
Atlanta Athletic	1918-19	1928-29	1-1			1-1
Atlantic Agriculture	1912-13	1913-14		0-2		0-2
Auburn	1919-20	2017-18	5-4	4-7	4-4	13-15
Augusta State	1984-85	1987-88	2-0			2-0
Austin Peay State	1975-76	1981-82	1-1		0-1	1-2
Baltimore	1939-40	1980-81	1-0	0-1		1-1
Baylor	1963-64	1983-84	1-0		0-2	1-2
Belmont	2013-14	2013-14	1-0			1-0
Bethune-Cookman	1985-86	2005-06	2-0			2-0
Biscayne	1974-75	1977-78	3-0	1-0		4-0
Boston College	1975-76	2018-19	9-1	4-6	5-0	18-7
Boston University	1977-78	1986-87	1-0		1-0	2-0
Bowling Green	1981-82	1981-82	1-0			1-0
Bradley	1985-86	1985-86			1-0	1-0
Brigham Young	1979-80	1989-90			2-0	2-0
Brown	1978-79	1978-79	1-0			1-0
Bucknell	1957-58	1982-83	1-0		1-0	2-0
Buffalo	1976-77	1976-77	1-0			1-0
Buffalo State	1978-79	1978-79	1-0			1-0
Butler	1998-99	2009-10	1-0		1-0	2-0
Butler Guards	1911-12	1911-12		1-0		1-0

Opponent	First Meeting	Last Meeting	Home	Away	Neutral	Overall
California	1998-99	1998-99			0-1	0-1
Campbell	1982-83	1995-96				4-0
Camp Benning	1921-22	1924-25	0-1	0-1		0-2
Canisius	1977-78	1977-78			1-0	1-0
Catawba	1943-44	1943-44	0-1	0-1		0-2
Catholic	1938-39	1978-79	1-0	1-0	1-0	3-0
Central Florida	1999-00	1999-00			1-0	1-0
Centre	1921-22	1922-23		0-2	0-1	0-3
Chaminade	1998-99	1998-99			1-0	1-0
Charleston, College of	1912-13	2011-12	6-1	3-1		9-2
Charleston Southern (Baptist)	1975-76	2006-07	16-0	2-0		18-0
Charleston "Y"	1912-13	1912-13	1-0			1-0
Cincinnati	1971-72	2003-04	1-0	0-2	0-1	1-3
Citadel, The	1920-21	2018-19	42-8	20-14		62-22
Cleveland State	1976-77	1976-77	1-0			1-0
Coastal Carolina	1987-88	2013-14	5-1	1-1		6-2
Colgate	1978-79	1978-79	1-0			1-0
Connecticut	1989-90	1989-90			0-1	0-1
Cornell	1959-60	1980-81	1-0		1-0	2-0
Coppin State	1990-91	2016-17	2-0		1-0	3-0
Creighton	1962-63	1962-63		0-1		0-1
Davidson	1917-18	2016-17	12-6	5-10	6-2	23-18
Dayton	1974-75	1974-75			0-1	0-1
Delaware	1973-74	1996-97			2-0	2-0
Delaware State	1984-85	2013-14	3-0		1-0	4-0
DePaul	2007-08	2007-08			1-0	1-0
Detroit Mercy	FIRST MEETING					
Duke	1925-26	2018-19	23-39	4-61	4-9	31-109
Duquesne	1958-59	1973-74	1-1			1-1
East Carolina	2004-05	2010-11	4-0	1-0		5-0
East Tennessee State	1973-74	2011-12	8-0			8-0
Elon	2001-02	2005-06	1-1			1-1
Erskine	1914-15	1963-64	7-1	3-1		10-2
Evansville	1993-94	1993-94			0-1	0-1
Fairfield	1980-81	1980-81	1-0			1-0
Florida	1923-24	2017-18	6-3	3-5	2-1	11-9
Florida A&M	1985-86	2014-15	3-0			3-0
Florida Atlantic	1990-91	2000-01			2-0	2-0
Florida International	1986-87	1987-88	1-0			1-0
Florida Southern	1974-75	1975-76	1-0	1-0		2-0
Florida State	1951-52	2018-19	20-13	8-23	4-7	32-43
Fordham	1986-87	1986-87			1-0	1-0
Furman	1911-12	2013-14	56-21	41-30	2-0	99-51
Gardner-Webb	2002-03	2014-15	4-0		0-1	4-1
Georgetown (DC)	2004-05	2004-05			0-1	0-1
Georgetown (KY)	1921-22	1923-24	1-0	2-1		3-1
George Washington	1938-39	1999-00	1-5	1-5	0-2	2-12
Georgia	1912-13	2016-17	15-24	8-29	2-4	25-57
Georgia Southern	1976-77	2006-07	3-0			3-0
Georgia State	1985-86	2013-14	5-0			5-0
Georgia Tech	1912-13	2018-19	46-16	26-43	1-4	73-63
Georgia Naval	1943-44	1943-44		0-1		0-1
Gonzaga	1997-98	2012-13			0-2	0-2
Greenville "Y"	1916-17	1921-22	1-1	2-0		3-1
Hampton	2004-05	2004-05	1-0			1-0
Hardin-Simmons	1967-68	1967-68			0-1	0-1
Hartford	2000-01	2001-02	1-0	1-0		2-0
Harvard	1975-76	1975-76	1-0			1-0
Hawaii	1980-81	1980-81		1-0		1-0
Hawaii-Pacific	1986-87	1986-87		1-0		1-0
High Point	2002-03	2016-17	3-0		1-0	4-0
Hofstra	1988-89	2017-18	1-0	1-0	2-0	4-0
Holy Cross	1971-72	2005-06			2-0	2-0
Howard	1992-93	1992-93	1-0			1-0
Illinois	1997-98	2013-14	1-1	1-1	0-1	2-3
Illinois-Chicago	1982-83	1982-83	1-0			1-0
Illinois State	1980-81	1980-81			1-0	1-0
Illinois Tech	1980-81	1980-81	1-0			1-0
Indiana	1980-81	1980-81			1-0	1-0
Indiana State	1970-71	2004-05	1-0	1-0	1-0	3-0
Iona	1997-98	1997-98			1-0	1-0
Iowa	1962-63	2011-12		1-1	0-1	1-2
Jacksonville	1975-76	1975-76	1-0			1-0
Jewish Athletic	1931-32	1931-32	0-1			0-1
Kansas	2017-18	2017-18			0-1	0-1
Kansas State	1982-83	1998-99			1-1	1-1
Kentucky	1921-22	1997-98	1-4	2-6	1-2	4-12
Kent State	1960-61	1978-79	2-0	0-1		2-1
Lafayette	1957-58	1957-58			1-0	1-0
Lamar	1979-80	1979-80			1-0	1-0
La Salle	1974-75	2001-02			2-1	2-1
Liberty	1988-89	2009-10	4-0	1-0		5-0
Long Beach State	2009-10	2010-11			2-0	2-0
Louisiana Lafayette	2017-18	2017-18	1-0			1-0
Louisiana State	1955-56	2014-15	0-1	0-1	3-1	3-3
Louisiana Tech	1980-81	2005-06	1-0		1-0	2-0
Louisville	1973-74	2018-19	2-1	0-4		2-5
Maine	2002-03	2002-03	1-0			1-0
Manhattan	1965-66	1965-66			1-0	1-0
Marist	2012-13	2012-13			1-0	1-0
Marquette	1976-77	1983-84	1-0	0-2		1-2



THE TIGERS HAVE
WON FOUR STRAIGHT
IN THE SERIES WITH
BOSTON COLLEGE.

AGAINST ALL COMPETITION

Opponent	First Meeting	Last Meeting	Home	Away	Neutral	Overall
Marshall	1960-61	1996-97	1-0	0-2	0-1	1-3
Maryville	1923-24	1923-24		0-1		0-1
Maryland	1938-39	2013-14	36-27	10-53	4-10	50-90
Maryland-Baltimore County	1990-91	1990-91	1-0			1-0
Maryland-Eastern Shore	1981-82	1985-86	2-0			2-0
Massachusetts	1984-85	2015-16			1-2	1-2
Mercer	1921-22	2016-17	6-2	1-2		7-4
Miami (Fla.)	1955-56	2018-19	8-2	3-8	3-2	14-12
Miami (Ohio)	1996-97	1996-97			1-0	1-0
Michigan	1987-88	2010-11	0-1		0-3	0-4
Middle Tennessee	1975-76	1988-89	5-0		1-0	6-0
Minnesota	1974-75	2015-16	1-0	1-3	0-2	2-5
Mississippi	1965-66	2007-08	2-1		1-1	3-2
Mississippi State	1981-82	2007-08	1-0	1-0	1-0	3-0
Missouri	1985-86	2009-10			1-2	1-2
Monaghan	1924-25	1924-25		0-1		0-1
Monmouth	2006-07	2006-07			1-0	1-0
Morehead State	1991-92	1991-92	1-0			1-0
Morgan State	1985-86	1994-95	2-0			2-0
Morris Brown	2001-02	2003-04	1-0		1-0	2-0
Muhlenburg	1956-57	1956-57			0-1	0-1
Nebraska	2016-17	2018-19	1-1			1-1
Nevada	2014-15	2014-15			1-0	1-0
Nevada-Las Vegas	1983-84	1983-84		0-1		0-1
Newberry	1912-13	1930-31	8-4	4-7		12-11
New Holland	1924-25	1924-25		0-1		0-1
New Mexico State	2017-18	2017-18			1-0	1-0
New Orleans "Y"	1925-26	1925-26		0-1		0-1
Niagara	1972-73	1989-90	1-0		1-0	2-0
Norfolk State	2004-05	2004-05	1-0			1-0
North Carolina	1925-26	2018-19	17-40	0-59	4-34	21-133
North Carolina A&T	2017-18	2017-18	1-0			1-0
North Carolina Central	2015-16	2018-19	2-0			2-0
UNC Asheville	1979-80	2017-18	8-0			8-0
UNC Charlotte	1979-80	2008-09	1-2	2-0	1-0	4-2
UNC Greensboro	1992-93	2010-11	2-0	1-0		3-0
NC State	1923-24	2018-19	33-33	14-50	6-21	53-104
Nebraska	2016-17	2016-17	1-0			1-0
UNC Wilmington	1997-98	2016-17	2-0			2-0
Northern Iowa	1991-92	1991-92			1-0	1-0
Northwestern	2000-01	2000-01	1-0			1-0
Notre Dame	2013-14	2018-19	1-2	1-3		2-5
Old Dominion	1978-79	2010-11	1-1	1-0	0-1	2-2
Ohio	2017-18	2017-18			1-0	1-0
Ohio State	2004-05	2017-18	1-0	1-0		2-0
Oral Roberts	1991-92	1991-92	1-0			1-0
Oregon	1988-89	1988-89		1-0		1-0
Oregon State	1979-80	1999-00		0-2	1-1	1-3
Oklahoma	2016-17	2016-17			0-1	0-1
Oklahoma City	1959-60	1959-60			0-1	0-1
Oklahoma State	1993-94	1993-94			1-0	1-0
Pennsylvania	1974-75	1974-75	0-1			0-1
Penn State	1999-00	2005-06	1-0	2-1		3-1
Pepperdine	1972-73	1972-73			1-0	1-0
Piedmont	1918-19	1921-22	2-0			2-0
Pittsburgh	1958-59	2018-19	3-1	3-1	0-1	6-3
Prairie View A&M	1986-87	1986-87	1-0			1-0
Presbyterian College	1914-15	2015-16	35-8-1	22-10		57-18-1
Providence	1974-75	1989-90			1-1	1-1
Puerto Rico-Mayaguez	2005-06	2007-08			2-0	2-0
Purdue	1971-72	2012-13	2-1	1-1		3-2
Radford	1989-90	2018-19	4-0			4-0
Rhode Island	1977-78	1977-78	1-0			1-0
Rice	1960-61	1960-61			0-1	0-1
Rider	1979-80	1987-88	3-0			3-0
Richmond	1937-38	1952-53	0-1	1-2	1-0	2-3
Roanoke	1976-77	1976-77	1-0			1-0
Rollins	1924-25	1970-71	2-0			2-0
Royal Athletic	1931-32	1932-33	2-0			2-0
Rutgers	1998-99	2015-16	0-1	1-0	1-0	2-1
Saint Mary's	1988-89	1988-89			1-0	1-0
St. Francis (N.Y.)	1983-84	1983-84	1-0			1-0
St. John's	1972-73	1973-74	1-0	0-1		1-1
St. Stanislaus	1925-26	1925-26		0-1		0-1
Samford	1980-81	2017-18	4-0			4-0
Savannah	1913-14	1913-14		0-1		0-1
Savannah State	2008-09	2010-11	2-0			2-0
Seton Hall	1985-86	2010-11	0-1	1-0	2-1	3-2
Sewanee	1928-29	1934-35	1-0	2-1		3-1
Siena	1979-80	1979-80	1-0			1-0
Southern Methodist (SMU)	1970-71	2013-14			1-1	1-1
South Alabama	1984-85	1984-85	1-0			1-0
South Carolina	1912-13	2018-19	47-32	29-55	3-3	79-90
SC State	1988-89	2016-17	13-1			13-1
South Florida	1985-86	1985-86	1-0			1-0
Southern Illinois	2011-12	2011-12		1-0		1-0
Southern Mississippi	1982-83	1993-94	1-2	0-1		1-3
Southwest Missouri State	1986-87	1997-98			1-1	1-1
Spartanburg "Y"	1921-22	1921-22		0-2		0-2
Spring Hill	1955-56	1955-56			0-1	0-1
Stetson	1978-79	2013-14	4-0			4-0
Syracuse	1960-61	2018-19	3-1	1-3	1-0	5-4
Temple	1980-81	2013-14	0-2		2-1	2-3
Tennessee	1923-24	1975-76	2-0	1-14	1-1	4-15

CLEMSON HAS WINS OVER PITTSBURGH IN THE LAST FOUR MEETINGS BETWEEN THE TWO SCHOOLS.



Opponent	First Meeting	Last Meeting	Home	Away	Neutral	Overall
Tennessee-Chattanooga	1928-29	1984-85		0-2		0-2
Tennessee State	1991-92	1991-92	1-0			1-0
Tennessee Tech	1933-34	1984-85	1-1	2-2		3-3
Texas	1960-61	1991-92			1-1	1-1
Texas A&M	1969-70	2009-10	1-0	1-1	2-1	4-2
Texas-Arlington	1993-94	1993-94	1-0			1-0
Texas-El Paso (UTEP)	1963-64	2012-13		1-3	1-1	2-4
Texas Christian (TCU)	1977-78	2008-09	1-0		1-0	2-0
Texas Southern	2015-16	2017-18	2-0			2-0
Texas Tech	1978-79	1986-87	1-0	1-0	2-0	4-0
Towson State	1987-88	1987-88	1-0			1-0
Tulane	1921-22	1927-28		1-4		1-4
Tulsa	1959-60	1996-97			1-1	1-1
22nd Infantry	1924-25	1924-25		0-1		0-1
UCLA	1979-80	1979-80			0-1	0-1
UTSA	2015-16	2015-16	1-0			1-0
Utah State	1979-80	1979-80			1-0	1-0
Vanderbilt	1923-24	1993-94	1-1	4-4	0-3	5-8
Villanova	1959-60	2007-08		0-1	0-3	0-4
Virginia	1935-36	2018-19	35-25	17-44	1-7	53-76
Virginia Tech	1924-25	2018-19	10-6	6-12	0-1	16-19
VMI	1935-36	2013-14	3-0	4-1		7-1
Wagner	1983-84	1988-89	2-0			2-0
Wake Forest	1925-26	2018-19	42-36	16-53	5-10	63-99
Washington	1982-83	2000-01			0-2	0-2
Washington & Lee	1934-35	1949-50	1-1	1-3	1-1	3-5
West Chester State	1981-82	1981-82	1-0			1-0
West Virginia	1951-52	2010-11		1-2	0-2	1-4
West Virginia Tech	1980-81	1980-81	1-0			1-0
Western Carolina	1978-79	2017-18	11-0	1-0		12-0
Western Kentucky	1996-96	1997-98	1-0	1-0		2-0
Western Michigan	1997-98	1997-98			0-1	0-1
William & Mary	1940-41	1953-54	1-1	1-1		2-2
Winthrop	1984-85	2014-15	8-2	1-0		9-2
Wisconsin-Green Bay	1990-91	1999-00	1-0		0-1	1-1
Wofford	1911-12	2015-16	35-8	17-8		52-16
Wyoming	1985-86	1985-86		0-1		0-1
Xavier	1998-99	2016-17			1-1	1-1
Yale	1976-77	2001-02	1-1			1-1
Youngstown State	1988-89	1988-89	1-0			1-0

Note: 2019-20 opponents in bold.

AGAINST ALL CONFERENCES

AMERICA EAST

School	Home	Away	Neutral	Total
Hartford	1-0	1-0		2-0
Maine	1-0			1-0
Maryland-Baltimore County	1-0			1-0
Total	3-0	1-0		4-0

AMERICAN ATHLETIC

School	Home	Away	Neutral	Total
Cincinnati	1-0	0-2	0-1	1-3
Connecticut			0-1	0-1
East Carolina	2-0	2-0		4-0
SMU			1-1	1-1
Temple	0-2		2-0	2-2
Tulane		1-4		1-4
Tulsa			1-1	1-1
UCF			1-0	1-0
Wichita State	0-1			0-1
Total	3-3	3-6	5-4	11-13

ATLANTIC COAST

School	Home	Away	Neutral	Total
Boston College	9-1	4-6	5-0	18-7
Duke	23-39	4-61	4-9	31-109
Florida State	20-13	8-23	4-7	32-43
Georgia Tech	46-16	26-43	1-4	73-63
Louisville	2-1	0-4		2-6
Miami (Fla.)	8-2	3-7	3-2	14-101
North Carolina	17-40	0-59	4-34	21-133
Notre Dame	1-2	1-3		2-5
NC State	33-33	14-50	6-21	53-104
Pittsburgh	3-1	3-1	0-1	6-3
Syracuse	3-1	1-3	1-0	5-4
Virginia	35-25	17-44	1-7	53-76
Virginia Tech	10-6	6-12	0-1	16-19
Wake Forest	42-36	16-53	5-10	63-99
Total	252-216	103-372	34-96	390-684

ATLANTIC SUN

School	Home	Away	Neutral	Total
Jacksonville		1-0		1-0
Lipscomb	1-0			1-0
North Florida	1-0			1-0
Stetson	4-0		1-0	5-0
USC Upstate	1-0			1-0
Total	7-0	1-0	1-0	9-0

ATLANTIC 10

School	Home	Away	Neutral	Total
Davidson	12-6	5-10	7-2	24-18
Dayton			0-1	0-1
Duquesne	1-1			1-1
Fordham			1-0	1-0
George Washington	1-5	1-5	0-2	2-12
La Salle			1-1	1-1
Massachusetts			1-2	1-2
Rhode Island	1-0			1-0
Richmond	0-1	1-2	1-0	2-3
Total	15-13	7-17	11-8	33-38

BIG EAST

School	Home	Away	Neutral	Total
Butler	1-0		1-0	2-0
Creighton		0-1	0-1	0-2
DePaul			1-0	1-0
Georgetown			0-1	0-1
Marquette	1-0	0-2		1-2
Providence			1-1	1-1
St. John's (N.Y.)	1-0	0-1		1-1
Seton Hall	0-1	1-0	2-1	3-2
Villanova		0-1	0-3	0-4
Xavier			1-0	1-0
Total	3-1	1-5	6-7	10-13

BIG SOUTH

School	Home	Away	Neutral	Total
Campbell	4-0			4-0
Chas. Southern	17-0	2-0		19-0
Gardner-Webb	4-0		0-1	4-1
High Point	3-0		1-0	4-0
Liberty	4-0	1-0		5-0
UNC Asheville	8-0			8-0
Presbyterian	35-8-1	22-10		57-18-1
Radford	4-0			4-0
Winthrop	8-2	1-0		9-2
Total	92-10-1	26-10	1-1	119-21-1

BIG TEN

School	Home	Away	Neutral	Total
Illinois	1-1	1-1	0-1	2-3
Indiana			1-0	1-0
Iowa		1-1	0-1	1-2
Maryland	36-27	10-53	4-10	50-90
Michigan	0-1		0-3	0-4
Minnesota	1-0	1-3	0-2	2-5
Nebraska	1-1			1-1
Northwestern	1-0			1-0
Ohio State	1-0	1-0		2-0
Penn State	1-0	2-1		3-1
Purdue	2-1	1-1		3-2
Rutgers	0-1	1-0	1-0	2-1
Total	44-31	18-60	6-17	68-109

BIG WEST

School	Home	Away	Neutral	Total
Hawaii		1-1		1-1
Long Beach State			2-0	2-0
Total		1-1	2-0	3-1

BIG 12

School	Home	Away	Neutral	Total
Baylor	1-0		0-2	1-2
Kansas			0-1	0-1
Kansas State			1-1	1-1
Oklahoma			0-1	0-1
Oklahoma State			1-0	1-0
Texas			1-1	1-1
TCU	1-0		1-0	2-0
Texas Tech	1-0	1-0	2-0	4-0
West Virginia		1-2	0-2	1-4
Total	3-0	2-2	6-8	11-10

COLONIAL ATHLETIC

School	Home	Away	Neutral	Total
College of Charleston	6-1	3-1		9-2
Delaware			2-0	2-0
Elon	1-1			1-1
Hofstra	1-0	1-0	2-0	4-0
UNC Wilmington	1-0			1-0
Towson	1-0			1-0
William & Mary	1-1	1-1		2-2
Total	11-3	5-2	4-0	20-5

CONFERENCE USA

School	Home	Away	Neutral	Total
Charlotte	1-2	2-0	1-0	4-2
Florida Atlantic			2-0	2-0
Florida International	1-0			1-0
Louisiana Tech	1-0		1-0	2-0
Marshall	1-0	0-2	0-1	1-3
Middle Tennessee	5-0		1-0	6-0
Old Dominion	1-1	1-0	0-1	2-2
Rice			0-1	0-1
Southern Miss	1-2	0-1		1-3
UAB		0-1	1-1	1-2
UTEP		1-3	1-1	2-4
UTSA	1-0			1-0
Western Kentucky	1-0	1-0		2-0
Total	13-5	5-7	7-5	25-17

HORIZON

School	Home	Away	Neutral	Total
Cleveland State	1-0			1-0
Illinois-Chicago	1-0			1-0
Wisconsin-Green Bay	1-0		0-1	1-1
Youngstown State	1-0			1-0
Oakland	1-0			1-0
Wright State	1-0			1-0
Total	6-0		0-1	6-1

IVY

School	Home	Away	Neutral	Total
Brown	1-0			1-0
Cornell	1-0		1-0	2-0
Harvard	1-0			1-0
Pennsylvania	0-1			0-1
Yale	1-1			1-1
Total	4-2		1-0	5-2

METRO ATLANTIC

School	Home	Away	Neutral	Total
Canisius			1-0	1-0
Fairfield	1-0			1-0
Iona			1-0	1-0
Manhattan			1-0	1-0
Marist			1-0	1-0
Monmouth			1-0	1-0
Niagara	1-0		1-0	2-0
Rider	3-0			3-0
Siena	1-0			1-0
Saint Peter's	1-0			1-0
Total	7-0		6-0	13-0

MID-AMERICAN

School	Home	Away	Neutral	Total
Akron			2-0	2-0
Bowling Green	1-0			1-0
Buffalo	1-0			1-0
Kent State	2-0	0-1		2-1
Miami (Ohio)			1-0	1-0
Ohio			0-1	0-1
Western Michigan			0-1	0-1
Total	4-0	0-1	3-2	7-3

MID-EASTERN ATHLETIC

School	Home	Away	Neutral	Total
Bethune-Cookman	2-0			2-0
Coppin State	2-0			2-0
Delaware State	3-0		1-0	4-0
Florida A&M	3-0			3-0
Hampton	1-0			1-0
Howard	1-0			1-0
Maryland-Eastern Shore	2-0			2-0
Morgan State	2-0			2-0
Norfolk State	1-0			1-0
North Carolina A&T	1-0			1-0
North Carolina Central	2-0			2-0
Savannah State	2-0			2-0
SC State	13-1			13-1
Total	35-1		1-0	36-1



BRAD BROWNELL IS THE WINNINGEST COACH IN CLEMSON HISTORY AGAINST ACC COMPETITION.



AGAINST ALL CONFERENCES

CLEMSON OWNS 77 WINS OVER SOUTH CAROLINA, SECOND-MOST OVER ANOTHER TEAM (FURMAN) IN ITS HISTORY.

MISSOURI VALLEY

School	Home	Away	Neutral	Total
Bradley			1-0	1-0
Evansville			0-1	0-1
Illinois State			1-0	1-0
Indiana State	1-0	1-0	1-0	3-0
Missouri State			1-1	1-1
Northern Iowa			1-0	1-0
Southern Illinois			1-0	1-0
Total	1-0	1-0	6-2	8-3

MOUNTAIN WEST

School	Home	Away	Neutral	Total
Air Force			1-0	1-0
UNLV		0-1		0-1
Utah State			1-0	1-0
Wyoming		0-1		0-1
Nevada			1-0	1-0
Total		0-2	3-0	3-2

NORTHEAST

School	Home	Away	Neutral	Total
Fairleigh Dickinson	1-0			1-0
St. Francis (N.Y.)	1-0			1-0
Wagner	2-0			2-0
Robert Morris	1-0			1-0
Total	5-0			5-0

OHIO VALLEY

School	Home	Away	Neutral	Total
Austin Peay	1-1			1-1
Belmont	1-0			1-0
Morehead State	1-0			1-0
Tennessee State	1-0			1-0
Tennessee Tech	1-1	2-2		3-3
Total	5-2	2-2		7-4

PAC-12

School	Home	Away	Neutral	Total
Arizona	0-1		0-1	0-2
California			0-1	0-1
Oregon			0-1	0-1
Oregon State		0-2	1-1	1-3
UCLA			0-1	0-1
Washington			0-2	0-2
Total	0-1	0-2	1-7	1-10

PATRIOT

School	Home	Away	Neutral	Total
American	1-0			1-0
Army			2-0	2-0
Boston University	1-0		1-0	2-0
Bucknell	1-0		1-0	2-0
Colgate	1-0			1-0
Holy Cross			2-0	2-0
Lafayette			1-0	1-0
Total	4-0		7-0	11-0

SOUTHEASTERN

Eastern Division				
School	Home	Away	Neutral	Total
Florida	6-3	3-5	2-1	11-9
Georgia	15-24	8-28	3-4	26-56
Kentucky	1-4	2-6	1-2	4-12
Missouri			1-2	1-2
South Carolina	48-32	28-55	3-3	79-90
Tennessee	2-0	1-14	1-1	4-15
Vanderbilt	1-1	4-4	0-3	5-8
Total	73-64	46-112	11-16	130-192

Western Division				
School	Home	Away	Neutral	Total
Alabama	2-1	3-0	1-3	6-4
Arkansas	1-0	0-1	0-1	1-2
Auburn	5-4	4-7	4-4	13-15
Louisiana State	0-1	0-1	3-1	3-3
Mississippi	2-1		1-1	3-2
Mississippi State	1-0	1-0	1-1	3-1
Texas A&M	1-0	1-1	1-2	3-3
Total	12-7	9-10	11-13	32-30

SOUTHERN

School	Home	Away	Neutral	Total
Chattanooga		0-2		0-2
Citadel	42-8	19-14		61-22
East Tennessee St.	8-0			8-0
Furman	57-21	40-30	2-0	99-51
Mercer	6-2	1-2		7-4
UNC Greensboro	2-0	1-0		3-0
Samford	4-0			4-0
VMI	3-0	4-1		7-1
Western Carolina	10-0	1-0		11-0
Wofford	36-8	16-8		52-16
Total	168-39	82-57	2-0	252-96

SOUTHLAND

School	Home	Away	Neutral	Total
Lamar			1-0	1-0
Sam Houston State	1-0			1-0
Total	1-0		2-0	3-0

SOUTHWESTERN ATHLETIC

School	Home	Away	Neutral	Total
Alabama State	1-0			1-0
Arkansas-Pine Bluff	1-0			1-0
Prairie View	1-0			1-0
Texas Southern	2-0			2-0
Total	5-0			5-0

SUMMIT

School	Home	Away	Neutral	Total
Oral Roberts	1-0			1-0
Total	1-0			1-0

SUN BELT

School	Home	Away	Neutral	Total
Appalachian State	7-1		2-0	9-1
Arkansas-Little Rock	1-0	1-0		2-0
Arkansas State			1-0	1-0
Coastal Carolina	5-1	1-1		6-2
Georgia Southern	3-0			3-0
Georgia State	5-0			5-0
Louisiana Lafayette	1-0			1-0
South Alabama	1-0			1-0
Texas-Arlington	1-0			1-0
Total	24-2	2-1	3-0	29-3


WEST COAST

School	Home	Away	Neutral	Total
BYU			2-0	2-0
Gonzaga			0-2	0-2
Pepperdine			1-0	1-0
Saint Mary's			1-0	1-0
Total			4-2	4-2

LAST SECOND VICTORIES

Date	Score	Site	Opponent
1-8-63	66-64	Greenville, S.C.	Furman
<i>Mike Bohonak inbounded to Gary Burniskay, who scored with one second left.</i>			
12-3-63	66-64	Clemson, S.C.	North Carolina
<i>Mike Bohonak made a 10-foot shot with two seconds left.</i>			
12-17-63	53-52	Charlottesville, Va.	Virginia
<i>Mike Bohonak made a short jumper with three seconds left.</i>			
2-19-66	76-74	Charlotte, N.C.	NC State
<i>Joe Ayoub hit a 45-foot shot with one second left in overtime.</i>			
2-11-67	70-68	Clemson, S.C.	Wake Forest
<i>Ken Gardner made a shot with one second left.</i>			
2-15-69	78-77	Clemson, S.C.	NC State
<i>Trip Jones made a shot with five seconds left.</i>			
1-19-72	74-72	Clemson, S.C.	Furman
<i>Bud Martin hit two free throws with four seconds left.</i>			
12-5-73	81-80	West Lafayette, Ind.	Purdue
<i>Tim Capehart made two free throws with seven seconds left.</i>			
2-19-73	56-54	Charlottesville, Va.	Virginia
<i>Clemson turned the ball over with five seconds left, Virginia called timeout. Mike Browning stole the inbound pass and scored on a layup with one second left.</i>			
12-28-1978	58-57	El Paso, Texas	Texas Tech
<i>Derrick Johnson made a 20-foot shot with four seconds left.</i>			
12-30-1980	58-57	Honolulu, Hawaii	Indiana
<i>Chris Dodds made a 9-foot shot from the right baseline with 10 seconds left.</i>			
1-24-1983	58-56	Clemson, S.C.	Georgia Tech
<i>Chris Michael made a 15-foot jumper from the left baseline with two seconds left.</i>			
2-11-1984	61-59	Columbia, S.C.	South Carolina
<i>Anthony Jenkins made a 19-foot shot from the top of the key with two seconds left.</i>			
1-30-1985	52-50	Clemson, S.C.	North Carolina
<i>Chris Michael made a 22-foot jumper from the right wing with three seconds left.</i>			
12-21-1985	65-64	Lubbock, Texas	Texas Tech
<i>Larry Middleton made a 20-foot jumper from the left wing with four seconds left.</i>			
1-20-87	67-66	Atlanta, Ga.	Georgia Tech
<i>Michael Tait hit a right corner jumper with three seconds left.</i>			
2-4-1987	80-79	College Park, Md.	Maryland
<i>Michael Brown made a three-point shot from the right wing with eight seconds left.</i>			
2-14-1987	94-90	Charlottesville, Va.	Virginia
<i>Horace Grant made a three-point shot with two seconds left to give Clemson 93-90 lead. Michael Brown added a free throw for the four-point margin off a UVA technical foul.</i>			
2-21-1988	65-62	Clemson, S.C.	Virginia
<i>Elden Campbell scored on a contested layup from the right side and was fouled with one second left, he made the free throw.</i>			
12-6-1989	72-71	Greensboro, N.C.	Providence
<i>Dale Davis made a pair of free throws with 14 seconds left.</i>			
12-20-1990	71-70	Miami, Fla.	Coppin State
<i>Colby Brown tipped in the game-winning basket with 1 second left.</i>			
3-8-1996	75-73	Greensboro, N.C.	North Carolina
<i>Greg Buckner dunked off a pass from Harold Jamison with 0.6 seconds left.</i>			
12-30-1996	47-45	San Juan, PR	Missouri
<i>Terrell McIntyre made a three-point shot with 12 seconds left.</i>			
1-18-2003	78-77	Clemson, S.C.	Virginia
<i>Olu Babalola made two free throws with 5.7 seconds left.</i>			
12-4-2004	63-62	Columbia, S.C.	South Carolina
<i>Cheyenne Moore hit a three-point goal with 3.4 seconds left.</i>			
3-1-2005	66-64	Clemson, S.C.	Virginia Tech
<i>Olu Babalola hit a three-point shot with 9.8 seconds left to tie the game at 64 and Sharrod Ford dunked at the buzzer off a Shawan Robinson steal and assist.</i>			
1-3-2007	68-66	Tallahassee, Fla.	Florida State
<i>James Mays inbounded to Vernon Hamilton, who found a streaking Cliff Hammonds, who hit a high-arching layup from the left side with 2.8 seconds left.</i>			
1-7-2007	75-74	Clemson, S.C.	Georgia Tech
<i>James Mays made a driving left-handed layup with 2.2 seconds left.</i>			
3-4-2007	75-74	Blacksburg, Va.	Virginia Tech
<i>K.C. Rivers hit a driving bank shot with 18 seconds remaining.</i>			

Date	Score	Site	Opponent
3-2-2008	73-70	College Park, Md.	Maryland
<i>Terrence Oglesby hit a three-pointer from the wing with 2.3 seconds left to cap a comeback win from a school-record 20-point second half deficit.</i>			
3-9-2008	70-69	Clemson, S.C.	Virginia Tech
<i>Demontez Stitt sank a pair of free throws with 3.8 seconds remaining.</i>			
11-29-2009	70-69	Anaheim, Calif.	Butler
<i>Demontez Stitt hit go-ahead free throws with 3.3 seconds left, and Trevor Booker blocked the ensuing three-point attempt.</i>			
2-25-2012	72-69	Clemson, S.C.	NC State
<i>Andre Young hit go-ahead three-pointer with 11.8 seconds left in overtime, and NC State's C.J. Leslie missed on the other end to tie at the buzzer.</i>			
3-23-2014	50-49	Clemson, S.C.	Illinois
<i>Rod Hall scored the game-winning layup with 9.3 seconds left, and Illinois missed a long three-pointer on the other end.</i>			
1-24-2015	59-57	Clemson, S.C.	Wake Forest
<i>Josh Smith put back Rod Hall's miss with 0.5 seconds left.</i>			
1-28-2018	72-70	Atlanta, Ga.	Georgia Tech
<i>Marcquise Reed driving layup with 24 seconds left.</i>			




LITTLEJOHN COLISEUM RECORDS

CLEMSON - TEAM


Most Points:	133 vs. Tennessee Tech, Dec. 11, 1976
Most Points, First Half:	65 vs. Roanoke, Feb. 26, 1977
Most Points, Second Half:	72 vs. Morehead St., Nov. 30, 1991
Most Points, Both Teams:	233 (Clemson 118, Wake Forest 115 (20T)), Feb. 13, 2002
Fewest Points:	38 vs. UNC Asheville, Feb. 23, 1980
Most Field Goal Attempts:	86 vs. many (3), last vs. Catholic, Nov. 24, 1977
Most Field Goals Made:	52 vs. Tennessee Tech, Dec. 11, 1976
	52 vs. Bowling Green State, Nov. 27, 1982
Best Field Goal Percentage:	70.1 (48-68) vs. Florida Southern, Feb. 28, 1976
Lowest Field Goal Percentage:	26.0 (19-73) vs. Duke, Jan. 23, 1982
Most Three-Point Goals:	15 vs. North Carolina, Jan. 30, 2018
Most Three-Point Attempts:	38 vs. North Carolina, Jan. 14, 1995
Best Three-Point Goal Percentage:	.846 (11-13) vs. North Carolina, Jan. 31, 2004
Most Free Throw Attempts:	52 vs. Georgia Tech, Jan. 29, 1972
Most Free Throws Made:	39 vs. Georgia Tech, Jan. 29, 1972
Best Free Throw Percentage:	.95.7 (22-23) vs. Duke, Jan. 7, 1997
Most Rebounds:	71 vs. West Virginia Tech, Dec. 16, 1980
	71 vs. Georgia State, Jan. 15, 1990
Most Assists:	36 vs. West Virginia Tech, Dec. 16, 1980
	36 vs. Bowling Green State, Nov. 27, 1982
Most Turnovers:	36 vs. Austin Peay State, Nov. 29, 1975
Most Players in Double Figures:	7 vs. many (3), last vs. Morehead State, Nov. 30, 1991
Largest Crowd in Littlejohn Coliseum:	13,863 vs. Duke, Jan. 9, 1980

OPPONENTS - TEAM

Most Points:	115 by Wake Forest, Feb. 13, 2002
Most Points, First Half:	59 by Georgia Tech, Jan. 24, 2001
Most Points, Second Half:	70 by North Carolina, Jan. 28, 1987
Fewest Points:	27 by North Carolina-Asheville, Feb. 23, 1980
Most Field Goal Attempts:	94 by Austin Peay, Nov. 29, 1975
Most Field Goals Made:	41 by Illinois-Chicago, March 5, 1983
Best Field Goal Percentage:	67.6 (23-34) by Wake Forest, Feb. 26, 1971
Lowest Field Goal Percentage:	18.0 (9-50) by Wofford, Feb. 6, 1996
Most Three-Point Goals:	19 by Wake Forest, Feb. 13, 2002
Most Three-Point Attempts:	42 by Wake Forest, Feb. 13, 2002
Best Three-Point Goal Percentage:	.600 (9-15) by North Carolina, Jan. 28, 1987
Most Free Throw Attempts:	51 by North Carolina, Jan. 14, 1994
Most Free Throws Made:	36 by Wake Forest, Feb. 27, 1969
	36 by North Carolina, Jan. 9, 1974
Most Rebounds:	70 by South Carolina, Jan. 26, 1970
Most Assists:	27 by South Carolina, Feb. 9, 1985
Most Turnovers:	47 by Appalachian State, Dec. 7, 1974
Most Players in Double Figures:	6 by NC State, Feb. 21, 1976
	6 by NC State, Feb. 12, 1990



LARRY MIDDLETON
SHARES THE BEST
SHOOTING PERCENTAGE
MARK BY A TIGER IN
LITTLEJOHN HISTORY AT
92.3 PERCENT (12-13
FIELD GOALS).



WILL SOLOMON
STILL HOLDS
THE LITTLEJOHN
SCORING RECORD
WITH 43 POINTS
AGAINST VIRGINIA
IN 2000.

CLEMSON - INDIVIDUAL

Most Points Scored:	43 by Will Solomon vs. Virginia, Jan. 15, 2000
Most Field Goal Attempts:	31 (made 17) by Skip Wise vs. Pennsylvania, Nov. 30, 1974
Most Field Goals Made:	17 (att. 31) by Skip Wise vs. Pennsylvania, Nov. 30, 1974
Best Field Goal Percentage:	.92.3 (12-13) by Larry Middleton vs. Rider, Dec. 1, 1985
	.92.3 (12-13) Horace Grant vs. Georgia State, Nov. 28, 1986
	.92.3 (12-13) Dale Davis vs. Georgia Tech, March 4, 1989
Most Free Throw Attempts:	19 (made 11) by Dale Davis vs. SC State, Dec. 17, 1990
Most Free Throws Made:	16 by Butch Zatezalo vs. Wake Forest, Feb. 27, 1969
Most Rebounds:	23 by Tree Rollins vs. Tennessee Tech, Dec. 11, 1976
	23 by Tree Rollins vs. Maryland, Jan. 19, 1977
Most Assists:	20 by Grayson Marshall vs. Maryland- Eastern Shore, Nov. 25, 1985
Most Blocked Shots:	10 by Tree Rollins vs. Duke, Feb. 23, 1977
	10 by Tree Rollins vs. Presbyterian, Dec. 13, 1975
	10 by Tree Rollins vs. Jacksonville, Dec. 16, 1976
	10 by Sharone Wright vs. UNC Greensboro, Dec. 12, 1992
	10 by Sharone Wright vs. Maryland, Jan. 26, 1993
Most Steals:	7 by Stan Rome vs. Maryland, Jan. 19, 1977
	7 by Devin Gray vs. The Citadel, Dec. 19, 1992
	7 by Terrell McIntyre vs. Georgia Tech, March 1, 1998
	7 by K.C. Rivers vs. Duke, Feb. 4, 2009
	7 by Andre Young vs. Maryland, Jan. 31, 2010
Three-Point Goals:	8 by David Young vs. Wake Forest, Jan. 12, 1991
	8 by Will Solomon vs. Virginia, Jan. 15, 2000
Three-Point Goal Percentage:	1.00 (7-7) by Marc Campbell vs. Virginia, Feb. 23, 1983
	vs. Maryland, Feb. 19, 1983

OPPONENTS - INDIVIDUAL

Most Points Scored:	43 by Hawkeye Whitney (NC State), Jan. 30, 1979
Most Field Goal Attempts:	32 (made 10) by Pete Maravich (Louisiana State), Dec. 7, 1968
Most Field Goals Made:	18 by Hawkeye Whitney (NC State), Jan. 30, 1979
Best Field Goal Percentage:	93.3 (14-15) by Keith Gatlin (Maryland), Feb. 17, 1985
Most Free Throw Attempts:	22 (made 18) by Pete Maravich (Louisiana State), Dec. 7, 1968
Most Free Throws Made:	18 (att. 22) by Pete Maravich (Louisiana State), Dec. 7, 1968
Most Rebounds:	21 by Will Hetzel (Maryland), Feb. 22, 1969
Most Assists:	13 by Neal Murray (Middle Tennessee), Dec. 15, 1985
Most Blocked Shots:	7 by Sam Harris (Old Dominion), Nov. 18, 2007
Most Steals:	10 by Zakee Wadood (East Tennessee State), Dec. 15, 2003
Three-Point Goals:	11 by Craig Dawson (Wake Forest), Feb. 13, 2002
Three-Point Percentage:	1.00 (6-6) by Sam Cassell (Florida State), Jan. 20, 1993

LITTLEJOHN COLISEUM RECORDS

QUICK FACTS

Name:	Littlejohn Coliseum
The arena was named for J.C. Littlejohn, a long-time Clemson University employee, for many years the school's business manager.	
Capacity:	9,000
First Game:	Nov. 30, 1968 (Clemson 76, Georgia Tech 72)
Largest Crowd:	13,863 (Jan. 9, 1980 vs. Duke)
Clemson upset the No. 1 Blue Devils, 87-82 in overtime.	
Largest Season Attendance:	156,103 (1997-98)
The 1997-98 team also set the record for per game basis (11,151).	
First Point:	Dave Thomas
The Clemson player hit a jump shot at the 18:37 mark of the first half versus Georgia Tech on Nov. 30, 1968.	
Longest Clemson Win Streak:	29
The streak started on Jan. 7, 1989 with a 75-58 victory over Maryland and ended with a 100-108 loss to UNC Charlotte on Dec. 15, 1991. (Note: Included in the 29 consecutive wins in Littlejohn Coliseum were 13 victories over ACC teams. Of the 13 wins in ACC competition, five came against teams ranked in the AP top 25, including three top-10 teams.	
Record in Littlejohn Coliseum	
ACC Home:	210-161 (.566)
Non-Conference Home:	352-44 (.888)
Totals:	562-205 (.733)

RECORDS VS. ALL COMPETITION


Alabama	2-0	Florida International	1-0
Alabama State	1-0	Florida Southern	1-0
American	1-0	Florida State	17-12
Appalachian State	7-1	Furman	29-1
Arkansas-Little Rock	1-0	Gardner-Webb	4-0
Arkansas-Pine Bluff	1-0	George Washington	0-1
Armstrong State	1-0	Georgia	3-0
Auburn	3-1	Georgia Southern	3-0
Augusta State	2-0	Georgia State	5-0
Austin Peay State	1-1	Georgia Tech	38-8
Baltimore	1-0	Hartford	1-0
Baylor	1-0	Harvard	1-0
Belmont	1-0	High Point	3-0
Bethune-Cookman	2-0	Hofstra	1-0
Biscayne	3-0	Howard	1-0
Boston College	8-1	Illinois	1-1
Boston University	1-0	Illinois-Chicago	1-0
Bowling Green State	1-0	Illinois Tech	1-0
Brown	1-0	Indiana State	1-0
Buffalo	1-0	Kent State	2-0
Buffalo State	1-0	Liberty	4-0
Butler	1-0	Lipscomb	1-0
Campbell	4-0	Louisiana-Lafayette	1-0
Catholic	1-0	Louisiana State	0-1
Charleston Southern	17-0	Louisiana Tech	1-0
Charlotte	1-2	Louisville	1-1
Citadel, The	17-1	Marquette	1-0
Cleveland State	1-0	Marshall	1-0
Coastal Carolina	5-1	Maryland	23-20
Colgate	1-0	Maryland-Baltimore County	1-0
College of Charleston	1-1	Maryland-Eastern Shore	2-0
Coppin State	1-0	Mercer	5-0
Cornell	1-0	Miami (Fla.)	6-2
Davidson	1-0	Michigan	0-1
Delaware State	3-0	Middle Tennessee	5-0
Duke	18-25	Minnesota	1-0
East Carolina	3-0	Mississippi	2-1
East Tennessee State	8-0	Mississippi State	1-0
Elon	1-1	Morehead State	1-0
Fairfield	1-0	Morgan State	2-0
Florida A&M	3-0	Morris Brown	1-0
		Niagara	1-0
		Nebraska	1-1
		Notre Dame	1-1
		North Carolina	14-31
		North Carolina A&T	1-0
		North Carolina Central	1-0
		UNC Asheville	7-0
		UNC Greensboro	2-0
		NC State	26-19
		UNC Wilmington	2-0
		North Florida	1-0
		Northwestern	1-0
		Oakland	0-1
		Ohio	1-0
		Old Dominion	1-1
		Oral Roberts	1-0
		Pennsylvania	0-1
		Pittsburgh	2-1
		Prairie View	1-0
		Presbyterian	7-0
		Purdue	2-1
		Radford	4-0
		Rhode Island	1-0
		Robert Morris	1-0
		Rider	3-0
		Roanoke	1-0
		Rollins	1-0

ATTENDANCE RECORDS

Season	Games	Attendance	Avg.	Results	Pct.
1968-69	11	55,150	5,014	4-7	.364
1969-70	11	50,877	4,625	6-5	.546
1970-71	12	63,488	5,291	8-4	.667
1971-72	10	81,278	8,128	6-4	.600
1972-73	11	85,750	7,795	9-2	.818
1973-74	13	103,519	7,963	9-4	.692
1974-75	12	113,515	9,460	11-1	.917
1975-76	13	107,220	8,248	8-5	.615
1976-77	15	134,841	8,883	13-2	.867
1977-78	15	138,115	9,208	10-5	.667
1978-79	16	144,535	9,033	13-3	.813
1979-80	15	130,900	8,727	15-0	1.000
1980-81	16	145,792	9,112	12-4	.750
1981-82	16	139,731	8,733	11-5	.688
1982-83	16	131,063	8,191	9-7	.563
1983-84	16	129,600	8,100	11-5	.688
1984-85	16	130,136	8,134	12-4	.750
1985-86	19	144,699	7,616	14-5	.737
1986-87	17	142,274	8,369	15-2	.882
1987-88	16	117,250	7,328	12-4	.750
1988-89	14	114,123	8,151	13-1	.929
1989-90	14	122,540	8,753	14-0	1.000
1990-91	16	121,314	7,582	9-7	.563
1991-92	16	114,691	7,168	12-4	.750
1992-93	16	113,803	7,113	11-5	.688
1993-94	15	108,074	7,205	11-4	.733
1994-95	16	116,754	7,297	11-5	.688
1995-96	16	150,037	9,377	14-2	.875
1996-97	15	147,019	9,801	12-3	.800
1997-98	14	156,103	11,151	11-3	.786
1998-99	15	141,728	9,449	12-3	.800
1999-00	16	142,679	8,918	7-9	.438
2000-01	16	137,909	8,619	9-7	.563
2001-02	16	139,954	8,747	8-8	.500
2002-03	9	80,600	8,956	5-4	.555
2003-04	16	122,900	7,681	10-6	.625
2004-05	15	111,886	7,459	10-5	.667
2005-06	16	106,251	6,641	12-4	.750
2006-07	20	147,122	7,356	16-4	.800
2007-08	16	137,739	8,609	14-2	.875
2008-09	16	135,619	8,476	13-3	.813
2009-10	16	151,442	9,465	14-2	.875
2010-11	17	140,920	8,289	15-2	.882
2011-12	16	125,249	7,828	11-5	.688
2012-13	15	118,305	7,887	8-7	.533
2013-14	19	142,231	7,486	16-3	.842
2014-15	17	129,800	7,635	11-6	.611
2015-16	Home games held in Greenville, S.C. due to renovation				
2016-17	17	123,442	7,262	11-6	.611
2017-18	16	123,895	7,743	15-1	.938
2018-19	19	133,290	7,015	14-5	.737
Totals	762	6,147,152	8,067	568-204	.736

Largest Crowds			
Attendance	Date	W/L	Results
13,863	1-9-1980	W	Clemson 87, Duke 82 (OT)
13,136	2-28-1990	W	Clemson 97, Duke 93
12,632	1-29-1977	W	Clemson 93, North Carolina 73
12,611	1-7-1987	W	Clemson 73, NC State 69
12,267	1-19-1981	L	Virginia 74, Clemson 59
12,258	1-17-1981	L	Maryland 68, Clemson 62 (OT)
12,013	2-24-1990	W	Clemson 69, North Carolina 61
11,909	1-11-1978	L	Duke 107, Clemson 85
11,800	1-22-1975	W	Clemson 83, Maryland 82
11,800	2-22-1975	W	Clemson 92, NC State 70
11,800	1-24-1976	L	Virginia 69, Clemson 62
11,742	1-23-1988	W	Clemson 69, South Carolina 65

Rutgers	0-1	Texas Tech	1-0
St. John's	1-0	Towson State	1-0
Saint Francis (N.Y.)	1-0	Vanderbilt	0-1
Saint Peter's	1-0	Virginia	24-21
Sam Houston State	1-0	VMI	1-0
Samford	4-0	Virginia Tech	10-3
Savannah State	2-0	Wagner	2-0
Seton Hall	0-1	Wake Forest	28-19
Siena	1-0	West Chester State	1-0
South Alabama	1-0	West Virginia Tech	1-0
South Carolina	22-8	Western Carolina	11-0
SC State	13-1	Western Kentucky	1-0
South Florida	1-0	Wichita State	0-1
Southern Mississippi	1-2	Winthrop	8-1
Stetson	4-0	Wisconsin-Green Bay	1-0
Syracuse	3-1	Wofford	9-1
Temple	0-2	Wright State	1-0
Tennessee State	1-0	Yale	1-1
Tennessee Tech	0-1	Youngstown State	1-0
Texas Arlington	1-0		
Texas A&M	1-0		
Texas Christian	1-0		
Texas Southern	1-0		



CLEMSON IS 37-8 ALL-TIME AGAINST GEORGIA TECH IN LITTLEJOHN COLISEUM.



2019-20 SERIES SCORES

BOSTON COLLEGE (18-7)

at Clemson (9-1)

at Boston College (4-6)

at Neutral Site (5-0)

Year	Rank	Site	W/L	CU	Opp
1975-76		N	W	80	60
1976-77	11/NR	N	W	128	76
2003-04		H	W	72	62
2004-05		A	L	70	79
2005-06	NR/18	A	L	61	67
2006-07	16/NR	H	W	74	54
2006-07		A	L	59	54
2007-08		H	W	78	56
2007-08		N	W	82	48
2008-09	11/NR	A	W	87	77
2009-10	21/NR	H	W	72	56
2009-10	21/NR	A	L	69	75
2010-11		H	W	77	69
2010-11		N	W	70	47
2011-12		A	L	57	59
2012-13		A	L	68	75
2012-13		H	L	61	68
2013-14		A	W	62	60
2014-15		H	W	64	49
2015-16		H	W	65	54
2015-16		A	W	66	50
2016-17		H	W	82	68
2017-18	25/NR	A	W	74	70
2017-18	19/NR	N	W	90	82
2018-19		H	W	76	66

COLGATE (1-0)

at Clemson (1-0)

at Colgate (0-0)

at Neutral Site (0-0)

Year	Rank	Site	W/L	CU	Opp
1978-79		H	W	110	73

DUKE (31-109)

at Clemson (23-39)

at Duke (4-61)

at Neutral Site (4-9)

Year	Rank	Site	W/L	CU	Opp
1925-26		A	L	12	46
1930-31		N	L	27	31
1933-34		A	L	23	36
1936-37		H	L	25	33
1937-38		N	L	30	40
1938-39		A	L	33	39
1938-39		H	W	38	36
1939-40		A	L	49	54
1939-40		H	L	43	39
1940-41		A	L	42	45
1945-46		H	L	29	42
1945-46		A	L	33	61
1947-48		A	L	47	80
1947-48		H	W	63	57
1954-55		A	L	54	115
1954-55		H	L	66	75
1955-56		A	L	63	97
1955-56	NR/6	H	L	80	109
1956-57		H	L	78	84
1956-57	NR/15	A	L	70	80
1957-58		A	L	66	79
1957-58	NR/13	N	L	57	73
1958-59		H	W	56	55
1958-59		A	L	41	45
1959-60		A	L	59	68
1959-60		H	L	41	50
1960-61	NR/8	H	L	58	75
1960-61	NR/5	A	L	59	79
1961-62	NR/6	A	L	66	89
1961-62	NR/10	H	L	96	104
1961-62	NR/8	N	W	77	72
1962-63	NR/2	H	L	67	92
1962-63	NR/6	A	L	67	78
1963-64	NR/3	A	L	52	75
1963-64	NR/9	H	L	75	81
1964-65	NR/6	H	L	79	80
1964-65	NR/10	A	L	81	106
1965-66		A	L	66	83
1965-66	NR/1	H	L	85	87
1966-67		A	L	61	85
1966-67	NR/14	H	W	73	68
1967-68		A	L	79	101
1967-68	NR/8	H	L	70	82
1967-68	NR/6	N	L	40	43
1968-69		A	L	70	96
1968-69		H	L	76	85
1969-70		H	L	88	92
1969-70		A	L	75	91
1970-71		H	L	56	82
1970-71		A	L	60	70
1971-72		A	L	69	71
1971-72		H	W	59	40

1972-73		A	L	73	75
1972-73		H	W	75	50
1973-74		A	L	50	63
1973-74		H	W	74	68
1974-75		A	L	72	75
1974-75	18/NR	H	W	100	66
1974-75	14/NR	N	W	78	76
1975-76		H	W	[^] 102	96
1975-76		A	W	90	89
1976-77	17/NR	A	W	[^] 80	73
1976-77	18/NR	H	W	67	63
1976-77	18/NR	N	W	82	74
1977-78		H	L	85	107
1977-78	NR/13	A	L	62	78
1977-78	NR/15	N	L	72	83
1978-79	NR/7	A	L	54	73
1978-79	NR/6	H	W	70	49
1979-80	18/1	H	W	[^] 87	82
1979-80	12/17	A	L	[^] 82	87
1980-81	19/NR	A	L	57	75
1980-81		H	W	[^] 54	52
1981-82		H	L	44	50
1981-82		A	L	^{^^^} 72	73
1982-83		A	L	96	99
1982-83		H	W	93	86
1983-84		H	L	65	67
1983-84	NR/15	A	W	77	76
1984-85	NR/5	H	L	83	100
1984-85	NR/6	A	L	73	90
1985-86	NR/5	A	L	78	89
1985-86	NR/1	H	L	69	77
1986-87	10/12	H	L	[^] 103	105
1986-87	13/17	A	L	59	65
1987-88	NR/5	A	L	63	101
1987-88	NR/9	H	W	79	77
1988-89	NR/8	A	L	62	92
1988-89	NR/9	H	W	79	74
1989-90	NR/5	A	L	80	94
1989-90	20/5	H	W	97	93
1990-91	NR/7	H	L	70	99
1990-91	NR/8	A	L	62	79
1991-92	NR/1	A	L	73	112
1991-92	NR/1	H	L	97	98
1992-93	NR/1	A	L	67	110
1992-93	NR/3	H	L	84	93
1993-94	NR/3	H	L	65	71
1993-94	NR/1	A	L	74	78
1993-94	NR/5	N	L	64	77
1994-95	NR/9	A	W	75	70
1994-95		H	W	51	44
1995-96	22/19	H	W	51	48
1995-96	24/NR	A	L	53	83
1996-97	5/10	H	W	[^] 86	82
1996-97	8/6	A	L	77	84
1997-98	24/2	A	L	80	81
1997-98	NR/2	H	L	66	70
1997-98	NR/1	N	L	64	66
1998-99	NR/2	H	L	60	82
1998-99	NR/1	A	L	65	92
1999-00	NR/3	A	L	59	93
1999-00	NR/4	H	L	78	92
1999-00	NR/2	N	L	63	94
2000-01	NR/3	A	L	74	115
2000-01	NR/3	H	L	64	81
2001-02	NR/1	A	L	80	96
2001-02	NR/1	H	L	88	98
2002-03	NR/3	H	L	71	89
2002-03	NR/9	A	L	55	65
2003-04	NR/2	H	L	54	73
2003-04	NR/1	A	L	55	81
2004-05	NR/6	A	L	54	62
2005-06	NR/1	H	L	77	87
2006-07	17/10	A	L	66	68
2006-07	NR/17	H	L	66	71
2007-08	23/5	A	L	80	93
2007-08	NR/7	N	W	78	74
2008-09	10/3	H	W	74	47
2009-10	18/7	A	L	53	74
2009-10	16/6	H	L	47	60
2010-11	NR/4	A	L	59	70
2011-12	NR/6	H	L	66	73
2012-13	NR/1	A	L	40	68
2013-14	NR/13	H	W	72	59
2013-14	NR/6	N	L	62	63
2014-15	NR/4	A	L	56	78
2015-16	NR/6	H	W	68	63
2016-17	NR/18	A	L	62	64
2017-18	11/12	H	L	57	66
2018-19	NR/1	A	L	68	87

FLORIDA STATE (32-43)

at Clemson (20-13)

at Florida State (8-23)

at Neutral Site (4-7)

Year	Rank	Site	W/L	CU	Opp
------	------	------	-----	----	-----

1951-52		N	W	62	56
1955-56		N	W	94	76
1959-60		H	W	68	64
1960-61		A	L	57	74
1960-61		H	L	64	65
1961-62		A	W	^82	77
1961-62		H	W	75	69
1968-69		H	L	67	70
1969-70		A	L	80	122
1973-74		N	L	58	65
1976-77		H	W	108	92
1991-92	NR/23	A	L	90	102
1991-92	NR/16	H	W	68	67
1992-93	NR/22	H	L	71	89
1992-93	NR/9	A	L	92	102
1992-93	NR/10	N	W	87	75
1993-94		A	L	57	60
1993-94		H	L	71	79
1994-95		H	L	66	67
1994-95		A	L	57	62
1995-96	19/NR	A	L	62	75
1995-96		H	W	67	59
1996-97	5/NR	A	W	76	70
1996-97	8/NR	H	L	65	67
1997-98	24/17	H	W	86	65
1997-98		A	W	78	49
1998-99	25/NR	A	L	64	70
1998-99		H	W	78	45
1998-99		N	L	^85	87
1999-00		A	L	57	60
1999-00		H	W	84	58
2000-01		A	L	^84	88
2000-01		H	L	63	75
2000-01		N	W	66	64
2001-02		A	L	63	68
2001-02		H	W	87	78
2001-02		N	L	^84	91
2002-03		A	L	59	60
2002-03		H	W	74	60
2002-03		N	L	61	72
2003-04		H	W	53	48
2003-04		A	L	52	65
2004-05		A	W	56	54
2004-05		H	W	83	74
2005-06		H	W	61	55
2005-06		A	L	59	69
2006-07	18/NR	A	W	68	66
2006-07		H	W	71	58
2006-07		N	L	66	67
2007-08	18/NR	H	W	^87	85
2007-08		A	L	55	64
2008-09	10/NR	H	L	61	65
2008-09	12/NR	A	L	66	73
2009-10		H	W	77	67
2009-10		A	W	53	50
2010-11		A	L	69	75
2010-11	NR/22	H	W	62	44
2011-12		H	W	79	59
2011-12	NR/22	A	L	72	80
2012-13		H	L	66	71
2012-13		A	L	57	60
2012-13		N	L	69	73
2013-14		H	L	41	56
2013-14		A	W	53	49
2014-15		H	L	55	59
2014-15		A	W	62	56
2014-15		N	L	73	76
2015-16		H	W	84	75
2015-16		A	L	65	76
2016-17	NR/15	A	L	61	109
2016-17	NR/19	H	L	74	76
2017-18	11/NR	A	L	^79	81
2017-18	18/NR	H	W	76	63
2018-19		A	L	68	77
2018-19		H	L	64	77

2019-20 SERIES SCORES

2007-08	H	W	82	67
2007-08	A	L	75	80
2008-09	9/NR	H	W	73 59
2008-09	13/NR	A	W	81 73
2008-09	17/NR	N	L	81 86
2009-10	16/18	A	L	64 66
2009-10		H	W	91 80
2010-11		H	W	87 62
2010-11		A	W	65 56
2011-12		H	W	64 62
2011-12		A	W	56 37
2012-13		H	W	63 60
2012-13		A	W	56 53
2013-14		H	W	45 41
2013-14		A	W	63 55
2013-14		N	W	^69 65
2014-15		A	L	52 63
2014-15		H	W	70 63
2015-16		H	W	66 52
2015-16		A	L	73 75
2015-16		N	L	^85 88
2016-17		A	L	63 75
2016-17		H	W	74 62
2017-18	18/NR	A	W	72 70
2017-18	15/NR	H	W	75 67
2018-19		H	W	72 60
2018-19		A	W	65 42

JACKSONVILLE (1-0)

at Clemson (0-0)

at Jacksonville (1-0)

at Neutral Site (0-0)

Year	Rank	Site	W/L	CU	Opp
1975-76		A	W	59	54

LOUISVILLE (2-6)

at Clemson (2-1)

at Louisville (0-5)

at Neutral Site (0-0)

Year	Rank	Site	W/L	CU	Opp
1973-74		H	L	70	74
1974-75		A	L	75	90
2005-06		A	L	68	74
2014-15	NR/5	A	L	52	58
2015-16	NR/16	H	W	66	62
2016-17	NR/11	A	L	60	92
2017-18	25/NR	H	W	^74	69
2018-19		A	L	55	56

MIAMI (FLA.) (14-12)

at Clemson (8-2)

at Miami (3-8)

at Neutral Site (3-2)

Year	Rank	Site	W/L	CU	Opp
1955-56		N	W	98	96
1958-59		N	W	66	61
1966-67		N	W	^73	64
1994-95		H	W	75	55
1995-96		A	W	^66	52
2001-02		N	L	65	67
2004-05		A	L	65	69
2004-05		H	L	77	83
2005-06		A	L	38	62
2005-06		N	L	63	66
2006-07		H	W	74	70
2007-08	25/NR	A	L	72	75
2007-08		H	W	79	69
2008-09	25/NR	A	W	91	72
2009-10		H	W	74	66
2010-11		H	W	79	72
2010-11		A	W	63	59
2011-12		A	L	73	76
2012-13	NR/3	H	L	43	45
2012-13	NR/6	A	L	49	62
2013-14		H	W	58	54
2014-15		A	L	45	56
2015-16	NR/8	H	W	76	65
2016-17		A	L	65	71
2017-18	19/NR	H	W	72	63
2018-19		A	L	64	65

MINNESOTA (2-5)

at Clemson (1-0)

at Minnesota (1-2)

at Neutral Site (0-3)

Year	Rank	Site	W/L	CU	Opp
1974-75		N	L	52	66
1993-94	NR/15	A	L	54	73
1995-96		H	W	79	66
1996-97	10/24	N	L	65	75
1996-97	14/3	N	L	^84	90
2006-07		A	W	90	68
2015-16		A	L	83	89

NORTH CAROLINA (21-133)

at Clemson (17-40)

at North Carolina (0-59)

at Neutral Site (4-34)

Year	Rank	Site	W/L	CU	Opp
1925-26		A	L	24	48
1933-34		A	L	26	38
1935-36		A	L	23	24
1935-36		H	L	^34	35
1937-38		A	L	34	44
1938-39		N	W	44	43
1939-40		H	L	^31	39
1939-40		A	L	30	47
1939-40		N	L	41	50
1940-41		A	L	53	76
1941-42		H	L	34	54
1942-43		A	L	32	52
1951-52		A	L	59	65
1951-52		H	W	77	69
1952-53		A	L	56	82
1952-53		H	L	80	91
1953-54		A	L	48	85
1953-54		H	L	56	72
1954-55		A	L	66	99
1954-55		H	L	87	95
1955-56		A	L	58	73
1955-56	NR/9	H	L	^99	103
1956-57		N	L	75	94
1956-57	NR/2	A	L	54	86
1956-57	NR/13	N	L	61	81
1957-58		A	L	55	79
1957-58	NR/6	H	L	81	90
1957-58	NR/13	N	L	51	62
1958-59		A	L	67	83
1958-59	NR/2	N	L	46	60
1958-59	NR/5	N	L	69	93
1959-60	NR/11	H	L	54	73
1959-60	NR/19	N	L	80	85
1960-61	NR/5	A	L	46	77
1960-61	NR/7	N	L	55	61
1961-62		H	L	52	54
1961-62		N	L	59	69
1962-63		A	L	48	64
1962-63		N	L	63	79
1963-64		H	W	^66	64
1963-64		N	W	^97	90
1964-65		A	L	59	77
1964-65		N	L	84	86
1965-66		H	W	84	74
1965-66		N	L	66	70
1966-67		A	L	65	76
1966-67	NR/4	N	W	92	88
1967-68	NR/3	H	L	83	115
1967-68	NR/3	N	L	74	96
1968-69	NR/2	A	L	69	90
1968-69	NR/2	N	L	81	107
1968-69	NR/4	N	L	70	94
1969-70	NR/7	H	L	91	96
1969-70	NR/10	N	L	66	110
1970-71	NR/15	A	L	72	92
1970-71	NR/11	N	L	48	86
1970-71	NR/13	N	L	41	76
1971-72	NR/3	H	L	61	81
1971-72	NR/3	N	L	50	73
1972-73	NR/7	A	L	58	92
1972-73	NR/6	N	L	69	84
1973-74	NR/5	H	L	90	102
1973-74	NR/4	A	L	60	61
1974-75	NR/15	A	L	72	74
1974-75	NR/10	H	W	80	72
1974-75	14/12	N	L	^71	76
1975-76	NR/6	H	L	64	83
1975-76	NR/4	A	L	64	79
1975-76	NR/4	N	L	74	82
1976-77	16/6	N	L	63	91
1976-77	19/4	H	W	93	73
1977-78	NR/2	H	L	^77	79
1977-78	NR/3	A	L	64	98
1978-79	NR/3	N	L	68	90
1978-79	NR/2	H	W	66	61
1979-80	NR/6	H	W	93	76
1979-80	12/13	A	L	70	73
1980-81	NR/12	H	L	47	61
1980-81	NR/13	A	L	61	75
1981-82	NR/2	A	L	72	77
1981-82	NR/2	H	L	49	55
1982-83	NR/1	H	L	81	84
1982-83	NR/11	A	L	80	93
1982-83	NR/5	N	L	79	105
1983-84	NR/1	A	L	75	97
1983-84	NR/1	H	L	71	82
1983-84	NR/1	N	L	66	78
1984-85	NR/11	H	W	52	50
1984-85	NR/13	A	L	50	84
1985-86	NR/1	A	L	67	85

1985-86	NR/1	H	L	64	79
1986-87	14/1	H	L	99	108
1986-87	10/3	A	L	80	96
1987-88	NR/8	H	L	64	88
1987-88	NR/9	A	L	52	88
1988-89	NR/8	H	W	85	82
1988-89	NR/5	A	L	86	100
1989-90		A	L	60	83
1989-90	23/NR	H	W	69	61
1990-91	NR/9	H	L	77	90
1990-91	NR/6	A	L	57	73
1990-91	NR/7	N	L	59	67
1991-92	NR/8	A	L	69	103
1991-92	NR/4	H	L	72	80
1992-93	NR/5	H	L	72	82
1992-93	NR/3	A	L	67	80
1993-94	NR/1	A	L	62	106
1993-94	NR/2	H	W	77	69
1994-95	18/2	H	L	66	83
1994-95	NR/2	A	L	39	66
1994-95	NR/3	N	L	62	78
1995-96	16/10	A	L	53	86
1995-96	NR/17	H	L	48	53
1995-96	NR/20	N	W	75	73
1996-97	2/19	A	L	48	61
1996-97	12/8	H	L	69	76
1997-98	21/1	H	L	70	73
1997-98	NR/2	A	L	79	88
1998-99	14/9	A	L	53	69
1998-99	NR/9	H	W	78	63
1999-00	NR/14	A	L	45	65
1999-00		H	L	60	73
2000-01	NR/6	A	L	65	92
2000-01	NR/1	H	W	75	65
2000-01	NR/6	N	L	81	99
2001-02		H	L	69	87
2001-02		A	L	78	96
2002-03		A	L	66	68
2002-03		H	W	80	77
2003-04	NR/12	H	W	81	72
2003-04	NR/14	A	L	53	69
2004-05	NR/6	H	L	58	77
2004-05	NR/4	A	L	56	88
2004-05	NR/2	N	L	81	88
2005-06		A	L	61	76
2006-07	16/4	H	L	77	55
2007-08	19/1	H	L	^88	90
2007-08	NR/3	A	L	^93	103
2007-08	NR/1	N	L	81	86
2008-09	9/5	A	L	70	94
2009-10	19/12	H	W	83	64
2010-11		A	L	65	75
2010-11	NR/20	H	L	62	64
2010-11	NR/6	N	L	^87	92
2011-12	NR/7	A	L	52	74
2012-13		H	L	59	68
2013-14		A	L	61	80
2014-15	NR/19	H	L	50	74
2015-16	NR/7	A	L	69	80
2016-17	NR/14	H	L	^86	89
2017-18	20/15	A	L	79	87
2017-18	20/19	H	W	82	78
2018-19		H	L	79	81

NC STATE (53-104)

at Clemson (33-33)

at NC State (14-50)

at Neutral Site (6-21)

Year	Rank	Site	W/L	CU	Opp
1923-24		H	L	15	22
1925-26		A	L	23	41
1925-26		A	L	16	32
1928-29		N	L	28	31
1933-34		A	L	27	36
1934-35		H	W	44	21
1935-36		A	L	33	47
1935-36		H	L	21	27
1935-36		A	L	^31	32
1936-37		A	L	29	54
1936-37		H	L	^40	41
1937-38		H	L	^31	33
1937-38		A	L	35	55
1938-39		A	L	37	54
1939-40		H	W	66	31
1939-40		A	W	48	38
1940-41		H	W	48	39
1940-41		A	L	43	44
1941-42		A	L	36	52
1942-43		H	L	40	48
1942-43		A	L	34	69
1945-46		H	L	43	48
1945-46		A	L	^46	51

2019-20 SERIES SCORES

1994-95	A	W	60	55
1994-95	H	W	62	45
1995-96	18/NR	H	L	61 64
1995-96	A	W	80	76
1996-97	3/NR	H	W	51 42
1996-97	7/NR	A	L	54 58
1997-98		H	L	^80 82
1997-98		A	W	77 72
1998-99	21/NR	H	W	80 72
1998-99		A	L	71 84
1999-00	NR/21	H	W	59 42
1999-00		A	W	66 63
2000-01		H	W	72 69
2000-01		A	L	51 85
2001-02		H	L	79 80
2001-02	NR/24	A	L	54 83
2002-03		A	L	56 78
2002-03		H	L	60 63
2003-04		A	L	69 86
2003-04	NR/13	H	W	60 55
2004-05		H	L	70 80
2005-06	NR/14	H	L	^85 94
2006-07	14/NR	A	W	87 76
2007-08	25/NR	H	W	70 54
2007-08		A	W	71 64
2008-09	11/NR	H	W	63 51
2009-10	19/NR	A	W	73 70
2009-10		N	L	57 59
2010-11		H	W	60 50
2010-11		A	L	61 69
2011-12		H	W	^72 69
2012-13	NR/14	A	L	62 66
2012-13		H	L	57 58
2013-14		H	W	73 56
2014-15		A	W	68 57
2014-15		H	L	61 66
2015-16		A	L	74 77
2016-17		H	W	78 74
2016-17		N	W	75 61
2017-18		H	W	78 62
2017-18	19/NR	A	L	77 78
2018-19		A	L	67 69
2018-19		N	L	58 59

NOTRE DAME (2-5)

at Clemson (1-2)

at Notre Dame (1-3)

at Neutral Site (0-0)

Year	Rank	Site	W/L	CU	Opp
2013-14		A	L	^64	68
2014-15	NR/10	H	L	58	60
2014-15	NR/11	A	L	67	81
2015-16		H	L	83	89
2016-17	NR/21	A	L	70	75
2017-18	20/NR	H	W	67	58
2018-19		A	W	64	62

PITTSBURGH (6-3)

at Clemson (3-1)

at Pittsburgh (3-1)

at Neutral Site (0-1)

Year	Rank	Site	W/L	CU	Opp
1958-59		N	L	50	60
2013-14	NR/19	A	L	43	76
2013-14		H	L	^78	83
2014-15		A	W	71	62
2015-16	NR/23	H	W	73	60
2016-17		A	W	67	60
2017-18	16/NR	H	W	72	48
2018-19		H	W	82	69
2018-19		A	W	62	48

PRESBYTERIAN (57-18-1)

at Clemson (35-8-1)

at Presbyterian (22-10)

at Neutral Site (0-0)

Year	Rank	Site	W/L	CU	Opp
1915-16		H	T	39	39
1915-16		A	L	28	34
1916-17		A	W	32	22
1916-17		H	W	59	23
1917-18		H	W	63	22
1917-18		A	L	32	34
1919-20		A	W	32	23
1919-20		H	W	51	37
1920-21		H	W	35	21
1921-22		A	W	21	8
1921-22		A	W	29	17
1921-22		H	W	25	15
1922-23		H	W	32	5
1922-23		H	W	35	13
1923-24		A	L	22	39
1923-24		H	L	17	20

1924-25	H	L	22	24
1925-26	H	W	34	29
1925-26	H	L	18	21
1925-26	H	W	34	29
1925-26	H	L	18	21
1926-27	H	L	16	24
1926-27	A	L	38	39
1928-29	A	W	32	26
1928-29	H	W	38	17
1929-30	A	W	42	27
1929-30	H	W	37	12
1930-31	A	W	36	32
1930-31	A	W	42	24
1931-32	H	W	27	19
1931-32	A	W	43	23
1932-33	A	W	38	25
1932-33	A	W	55	6
1933-34	H	W	43	21
1934-35	H	W	39	23
1935-36	H	W	46	27
1936-37	A	L	27	30
1937-38	A	W	41	26
1937-38	H	W	39	29
1938-39	A	W	51	43
1940-41	H	L	48	59
1941-42	A	L	29	53
1942-43	A	W	48	44
1942-43	H	L	44	49
1943-44	A	L	33	55
1943-44	H	W	43	41
1944-45	A	W	44	36
1944-45	H	W	58	34
1945-46	A	W	56	18
1945-46	H	W	56	46
1946-47	H	W	58	42
1946-47	A	W	54	53
1947-48	H	W	82	40
1947-48	A	W	64	43
1948-49	H	W	79	29
1948-49	A	W	65	41
1949-50	H	W	55	53

SOUTH CAROLINA (79-90)

at Clemson (47-32)

at South Carolina (29-55)

at Neutral Site (3-3)

Year	Rank	Site	W/L	CU	Opp
1912-13		A	L	18	39
1913-14		A	L	16	29
1914-15		A	W	37	29
1915-16		A	L	20	41
1916-17		A	L	19	34
1916-17		H	W	59	23
1919-20		H	W	38	15
1920-21		H	W	44	16
1920-21		A	W	24	10
1922-23		H	W	27	19
1923-24		H	L	16	30
1924-25		A	L	18	35
1925-26		A	W	38	35
1925-26		H	L	20	36
1926-27		A	L	26	33
1926-27		A	L	11	37
1926-27		H	L	23	48
1927-28		H	W	38	33
1927-28		A	W	^48	46
1928-29		A	L	^24	27
1928-29		A	W	17	12
1929-30		H	W	47	24
1931-32		A	W	^24	22
1931-32		A	L	23	31
1931-32		H	W	31	22
1931-32		H	L	22	24

1932-33	A	L	26	47	
1932-33	H	L	20	28	
1933-34	H	L	15	41	
1933-34	A	L	17	42	
1933-34	A	L	18	41	
1934-35	A	L	30	38	
1934-35	H	W	22	16	
1935-36	H	W	31	30	
1935-36	A	W	43	30	
1936-37	A	L	30	32	
1936-37	H	W	31	29	
1937-38	A	W	54	38	
1937-38	H	W	58	39	
1938-39	A	W	38	16	
1938-39	H	W	43	16	
1939-40	A	W	37	32	
1939-40	H	W	56	25	
1940-41	A	L	31	50	
1940-41	H	L	39	40	
1941-42	A	L	35	62	
1941-42	H	L	24	38	
1942-43	A	L	30	48	
1942-43	H	L	40	42	
1943-44	H	L	37	66	
1943-44	A	L	31	57	
1944-45	H	L	34	58	
1944-45	A	L	38	76	
1944-45	N	L	24	55	
1945-46	H	W	47	42	
1945-46	A	L	41	51	
1946-47	A	L	39	73	
1946-47	H	L	55	73	
1947-48	H	L	54	73	
1947-48	A	L	57	59	
1948-49	H	L	48	51	
1948-49	A	L	49	82	
1949-50	H	L	56	66	
1949-50	A	L	40	43	
1950-51	H	L	61	76	
1950-51	A	W	78	72	
1951-52	A	L	65	71	
1951-52	H	W	78	64	
1952-53	A	W	74	63	
1952-53	H	L	67	71	
1953-54	A	L	57	65	
1953-54	H	L	61	64	
1954-55	H	L	87	90	
1954-55	A	L	68	85	
1955-56	N	W	94	87	
1955-56	A	L	79	94	
1955-56	H	L	83	89	
1956-57	H	W	79	71	
1956-57	N	L	85	113	
1957-58	N	W	85	65	
1957-58	A	L	67	74	
1957-58	H	L	60	61	
1958-59	N	W	55	49	
1958-59	H	L	69	83	
1958-59	A	W	58	56	
1959-60	H	W	74	69	
1959-60	A	L	65	66	
1960-61	A	W	71	63	
1960-61	H	W	93	72	
1961-62	A	L	74	86	
1961-62	H	L	81	87	
1962-63	H	W	80	61	
1962-63	A	L	45	51	
1963-64	A	L	56	67	
1963-64	H	W	63	50	
1964-65	H	W	94	87	
1964-65	A	W	72	67	
1965-66	A	L	48	57	
1965-66	H	W	86	82	
1965-66	N	L	52	60	
1966-67	A	W	80	68	
1966-67	H	W	73	57	
1967-68	H	L	71	93	
1967-68	A	L	74	89	
1968-69	A	L	62	77	
1968-69	H	L	79	106	
1969-70	NR/3	H	L	76	97
1969-70	NR/2	A	L	52	99
1969-70	NR/3	N	L	33	34
1970-71	NR/2	A	L	53	81
1970-71	NR/7	H	L	44	47
1971-72	NR/8	H	L	58	62
1971-72	NR/8	A	L	64	77
1977-78		A	L	66	72
1977-78		H	W	79	58
1978-79		A	W	70	65
1978-79		H	W	74	64
1979-80		H	W	93	73
1979-80	16/NR	A	W	61	60
1980-81		A	W	82	69
1980-81		H	W	115	91
1981-82		H	W	67	65

1981-82	A</
---------	-----

2019-20 SERIES SCORES

1964-65		A	L	67
1965-66		H	W	70
1965-66		A	L	61
1966-67		A	W	^102
1966-67		H	L	71
1967-68		H	L	92
1967-68		A	L	73
1968-69		A	L	75
1968-69		H	W	92
1969-70		H	W	104
1969-70		A	L	79
1970-71		A	L	56
1970-71	NR/15	H	W	45
1971-72	NR/8	H	L	58
1971-72	NR/6	A	L	60
1972-73		H	W	64
1972-73		A	W	^5
1973-74		H	W	61
1973-74		A	L	68
1973-74		N	L	63
1974-75		H	W	86
1974-75		A	W	74
1975-76		H	L	62
1975-76		A	L	77
1976-77		A	W	63
1976-77	18/NR	H	L	65
1976-77	18/NR	N	L	60
1977-78	NR/13	H	W	^79
1977-78	NR/17	A	W	63
1978-79		A	L	54
1978-79		H	L	68
1979-80	17/12	H	W	88
1979-80	10/NR	A	L	87
1979-80	17/NR	N	W	57
1980-81	19/2	H	L	59
1980-81	NR/1	A	L	58
1981-82	NR/3	A	L	68
1981-82	NR/1	H	L	54
1981-82	NR/3	N	L	54
1982-83	NR/7	A	L	87
1982-83	NR/3	H	L	^83
1983-84		A	W	70
1983-84		H	L	73
1983-84		A	L	70
1984-85		H	W	82
1984-85		A	L	66
1985-86		H	L	81
1985-86		A	L	69
1986-87	14/NR	H	W	89
1986-87	12/NR	A	W	^94
1987-88		A	L	75
1987-88		H	W	65
1988-89		H	W	88
1988-89		A	L	93
1988-89		N	L	73
1989-90		A	W	76
1989-90		H	W	74
1989-90	17/NR	N	L	66
1990-91	NR/13	H	L	78
1990-91		A	L	47
1991-92		H	W	51
1991-92		A	L	49
1992-93	NR/14	A	L	82
1992-93	NR/24	H	L	78
1993-94		H	L	57
1993-94		A	L	44
1994-95	18/NR	A	L	37
1994-95	NR/17	H	L	44
1995-96	16/NR	H	W	89
1995-96		A	L	51
1996-97	12/25	A	W	62
1996-97	7/NR	H	W	71
1997-98	25/NR	H	W	69
1997-98		A	L	^74
1998-99	25/NR	A	L	58
1998-99		H	W	88
1999-00		H	L	91
1999-00		A	L	62
2000-01	NR/13	H	L	76
2000-01	NR/7	A	L	65
2001-02	NR/7	H	W	68
2001-02	NR/10	A	L	71
2002-03		H	W	78
2002-03		A	W	73
2003-04		A	L	50
2003-04		H	L	55
2003-04		N	L	^79
2004-05		A	L	79
2005-06		A	L	58
2005-06		H	W	90
2006-07	17/NR	H	L	63
2007-08		A	W	82
2008-09	11/NR	A	L	^81
2008-09	18/NR	H	W	75
2009-10		H	W	72
2010-11		A	L	47

2011-12	NR/16	A	L	61	65
2011-12	NR/22	H	W	60	48
2012-13		H	W	59	44
2012-13		A	L	41	78
2013-14	NR/16	H	L	58	63
2014-15	NR/2	A	L	42	65
2015-16	NR/13	A	L	62	69
2015-16	NR/4	H	L	57	64
2016-17	NR/18	H	L	73	77
2017-18	18/2	A	L	36	61
2017-18	19/1	N	L	58	64
2018-19	NR/	H	L	43	63

VIRGINIA TECH (16-19)

at Clemson (10-6)

at Virginia Tech (6-12)

at Neutral Site (0-1)

Year	Rank	Site	W/L	CU	Opp
1924-25		H	L	13	27
1935-36		A	W	46	32
1965-66		A	L	62	72
1965-66		H	L	87	90
1966-67		A	W	70	68
1967-68		H	L	78	101
1968-69		A	L	75	86
1969-70		H	W	87	79
1970-71		A	L	66	76
1970-71		H	W	56	53
1971-72		H	W	85	73
1971-72		A	L	44	48
1994-95		A	L	54	62
2004-05		A	L	57	59
2004-05		H	W	66	64
2005-06		H	L	^74	75
2005-06		A	W	86	81
2006-07	NR/21	A	W	75	74
2007-08		H	W	70	69
2008-09	11/NR	A	W	86	82
2008-09	12/NR	H	L	77	80
2009-10		A	L	59	70
2010-11		H	W	69	60
2011-12		A	L	65	67
2011-12		H	W	58	56
2011-12		N	L	63	68
2012-13		H	W	77	70
2012-13		A	L	61	69
2013-14		A	W	56	49
2014-15		H	W	75	54
2015-16		A	L	57	60
2016-17		H	L	81	82
2016-17		A	L	70	71
2017-18	15/NR	A	L	58	65
2018-19	NR/11	H	W	59	51


WAKE FOREST (63-99)

at Clemson (42-36)

at Wake Forest (16-53)

at Neutral Site (5-10)

Year	Rank	Site	W/L	CU	Opp
1925-26		A	L	34	40
1936-37		H	L	36	53
1936-37		H	L	27	29
1937-38		A	W	42	33
1937-38		H	W	46	40
1938-39		H	L	38	39
1938-39		A	L	38	44
1938-39		N	W	30	28
1939-40		H	W	30	28
1939-40		A	L	39	53
1940-41		A	L	35	42
1940-41		H	W	54	53
1941-42		A	L	40	58
1941-42		H	L	37	52
1942-43		H	L	56	71
1946-47		H	L	43	58
1946-47		A	L	51	67
1947-48		A	L	48	68
1947-48		H	L	59	66
1948-49		A	L	50	58
1948-49		H	W	59	57
1949-50		H	L	58	66
1949-50		A	L	52	65
1950-51		A	L	^72	73
1950-51		H	W	57	47
1951-52		A	W	68	63
1951-52		H	W	^85	84
1952-53		H	L	66	93
1952-53		A	L	56	87
1953-54		H	L	69	101
1953-54		A	L	57	98
1954-55		A	L	65	120
1954-55		H	L	79	100
1955-56		N	L	79	98
1955-56		H	L	103	104
1955-56		A	L	87	108
1956-57	NR/13	A	L	70	81



CLEMSON IS 4-3 ALL-TIME AGAINST SYRACUSE, INCLUDING A 74-70 THRILLER IN THE 2007 NIT.

1956-57	NR/10	H	L	72	93	1976-77	15/4	A	W	70	66
1957-58		A	W	81	72	1977-78		N	L	^90	91
1957-58		H	W	86	76	1977-78	NR/14	H	W	91	81
1958-59		A	L	47	57	1978-79		H	W	^71	66
1958-59		H	W	58	51	1978-79		N	W	85	74
1959-60	NR/12	A	L	62	77	1979-80	18/NR	A	L	83	86
1959-60		H	L	64	83	1979-80	16/NR	H	W	86	69
1959-60	NR/18	N	L	59	74	1980-81	20/6	A	L	71	73
1960-61		A	L	59	81	1980-81	NR/11	H	W	81	71
1960-61		H	L	65	86	1980-81	NR/11	N	L	71	80
1961-62		A	L	54	81	1981-82		H	L	54	68
1961-62		H	L	82	83	1981-82	NR/16	A	L	76	94
1961-62	NR/16	N	L	66	77	1982-83		A	L	76	89
1962-63		A	L	62	80	1982-83		H	L	82	86
1962-63		H	W	71	70	1983-84	NR/15	H	L	^72	76
1963-64		A	W	87	61	1983-84	NR/13	A	L	57	68
1963-64		H	L	73	75	1984-85		A	L	61	83
1963-64		N	L	64	86	1984-85		H	W	80	65
1964-65		A	L	75	82	1985-86		H	W	91	64
1964-65		H	W	84	65	1985-86		A	W	46	43
1965-66		A	W	72	71	1986-87	20/NR	A	W	^91	88
1965-66		H	W	104	89	1986-87	10/NR	H	W	87	71
1966-67		A	L	80	90	1986-87	13/NR	N	L	62	69
1966-67		H	W	70	68	1987-88		H	W	75	62
1966-67		N	L	^61	63	1987-88		A	L	73	79
1967-68		H	W	70	67	1988-89		A	W	75	71
1967-68		A	W	78	66	1988-89		H	W	94	83
1968-69		A	L	84	100	1989-90		H	W	76	57
1968-69		H	L	^104	112	1989-90		A	W	89	75
1969-70		A	L	71	97	1989-90	17/NR	N	W	79	70
1969-70		H	W	105	95	1990-91		H	L	^88	93
1970-71		A	L	57	74	1990-91		A	L	55	81
1970-71		H	L	54	64	1991-92	NR/20	H	L	58	73
1971-72		A	L	51	59	1991-92		A	L	48	60
1971-72		H	L	63	70	1992-93		A	L	56	74
1972-73		H	W	86	61	1992-93		H	W	76	74
1972-73		A	L	55	58	1993-94		H	W	75	68
1973-74		A	L	65	74	1993-94		A	L	69	80
1973-74		H	W	74	73	1994-95	NR/16	A	L	60	69
1974-75		H	W	80	77	1994-95	NR/12	H	L	52	64
1974-75	18/NR	A	W	71	54	1995-96	19/6	H	W	55	41
1975-76	NR/5	A	W	86	81	1995-96	NR/10	A	L	48	68
1975-76		H	L	77	84	1995-96	NR/12	N	L	60	68
1975-76		N	W	76	63	1996-97	2/4	H	L	62	65
1976-77	17/7	H	L	82	84	1996-97	7/2	A	L	49	55

2019-20 SERIES SCORES

1997-98	24/NR	A	L	66	70
1997-98		H	W	71	46
1997-98		N	W	75	56
1998-99	21/NR	H	L	61	64
1998-99		A	L	69	79
1999-00		H	L	53	67
1999-00		A	L	63	79
2000-01	NR/10	A	L	63	71
2000-01	NR/24	H	L	60	92
2001-02	NR/19	A	L	55	96
2001-02		H	W	118	115
2002-03	NR/17	H	L	60	81
2002-03	NR/12	A	L	68	80
2003-04	NR/5	A	L	63	78
2003-04	NR/20	H	L	67	82
2004-05	NR/3	H	L	68	103
2005-06		H	W	74	73
2005-06		A	L	68	74
2006-07		A	L	65	67
2007-08	25/NR	H	W	80	75
2008-09	9/2	H	L	68	78
2008-09	18/10	A	L	88	96
2009-10		A	L	65	70
2010-11		H	W	63	49
2011-12		H	W	71	60
2011-12		A	W	78	58
2012-13		H	W	60	44
2013-14		H	W	61	53
2013-14		A	L	57	62
2014-15		H	W	59	57
2015-16		A	W	76	62
2016-17		A	W	73	68
2016-17		H	W	95	83
2017-18	20/NR	A	W	75	67
2018-19		H	W	64	37

YALE (1-1)


at Clemson (1-1)

at Yale (0-0)

at Neutral Site (5-10)

Year	Rank	Site	W/L	CU	Opp
1976-77		H	W	104	50
2001-02		H	L	65	68

Note: Rank signifies Clemson/opponent poll position heading into the game; ^ - Denotes one overtime period.



BUTCH ZATEZALO'S 46 POINTS AGAINST WAKE FOREST IN 1969 TIED FOR THE THIRD-BEST SCORING EFFORT IN A GAME BY A CLEMSON PLAYER.



THE TIGERS WON FOUR STRAIGHT AT HOME OVER VIRGINIA TECH, STARTING IN 2011.

LAST TIME IT HAPPENED

BY A TEAM

THREE 20-POINT SCORERS, SAME GAME

By Clemson - Vernon Hamilton (24), Akin Akingbala (22) and Shawan Robinson (22) vs. Georgia Tech at Littlejohn Coliseum on March 4, 2006 (Clemson 95, Georgia Tech 82).

By Opponent - Jayson Tatum (20), Luke Kennard (20) and Frank Jackson (20) for Duke at Barclays Center on March 8, 2017 (Duke 79, Clemson 72).

SIX DOUBLE-FIGURE SCORERS, SAME GAME

By Clemson - Marcquise Reed (20), Shelton Mitchell (16), Aamir Simms (16), Elijah Thomas (15), Clyde Trapp (13) and David Skara (11) vs. The Citadel in Littlejohn Coliseum in Clemson, S.C., on Nov. 6, 2018 (Clemson 100, The Citadel 80).

By Opponent - Dahntay Jones (10), Mike Dunleavy (15), Carlos Boozer (23), Chris Duhon (13), Jason Williams (19) and Daniel Ewing (14) for Duke on Dec. 2, 2001 (Duke 96, Clemson 80).

SEVEN DOUBLE-FIGURE SCORERS, SAME GAME

By Clemson - Devin Gray (17), Steve Harris (15), Corey Wallace (15), David Young (15), Sharone Wright (14), Andre Bovain (12) and Chris Whitney (11) vs. Morehead State at Littlejohn Coliseum on Nov. 30, 1991 (Clemson 114, Morehead State 69).

By Opponent - Cornel Parker (20), Junior Burrough (15), Ted Jeffries (14), Corey Alexander (13), Jason Williford (12), Doug Smith (11) and Yuri Barnes (11) of Virginia at Charlottesville on Jan. 13, 1993 (Virginia 100, Clemson 82).

SCORED 100 POINTS

By Clemson - Scored 100 points vs. The Citadel on Nov. 6, 2018 to open the season. The Tigers had six double-figure scorers. (Clemson 100, The Citadel 80).

By Opponent - 109 by Florida State on Feb. 5, 2017 (Florida State 109, Clemson 61).

SCORED 100 POINTS AWAY FROM HOME

By Clemson - Scored 101 points vs. Puerto Rico-Mayaguez in a first round game of the 2005 San Juan Shootout. The Tigers hit a school-record 16 three-pointers in the victory (Clemson 101, PR-Mayaguez 60).

By Opponent - 115 by Wake Forest at Clemson on Feb. 13, 2002 (Clemson 118, Wake Forest 115 2OT).

SCORED 100 POINTS, YET LOST GAME

By Clemson - Scored 108 points in 111-108 loss to Georgia Tech at Clemson on Jan. 24, 2001.

By Opponent - Wake Forest scored 115 in a 118-115 Clemson win at Clemson on Feb. 13, 2002 (2OT).

SCORED 110 POINTS

By Clemson - Scored 118 vs. Wake Forest at Littlejohn Coliseum on Feb. 13, 2002 (2OT).

By Opponent - 115 by Wake Forest at Clemson on Feb. 13, 2002 (Clemson 118, Wake Forest 115 2OT).

SCORED 120 POINTS

By Clemson - Scored 120 vs. Charleston Southern at North Charleston Coliseum on Dec. 1, 1993 (Clemson 120, Charleston Southern 103).

By Opponent - Scored 122 by Florida State at Tallahassee, Fla., on Jan. 22, 1970 (Florida State 122, Clemson 80).

50-POINT VICTORY

By Clemson - +53 in a 93-40 win over Wofford at Littlejohn Coliseum on Nov. 19, 2008.

By Opponent - +55 by Wake Forest in a 120-65 contest in Winston-Salem, N.C., on Feb. 10, 1955.

MADE 50 FIELD GOALS

By Clemson - 50 (79 attempts) vs. Bowling Green at Littlejohn Coliseum on Nov. 27, 1981 (Clemson 109, Bowling Green 91).

By Opponent - 50 (105 attempts) by Florida State at Tallahassee, Fla., on Jan. 22, 1970 (Florida State 122, Clemson 80).

SHOT 65 PERCENT FROM THE FIELD

By Clemson - Clemson made 69.2 percent of its field goal attempts (27-39) against Georgia Tech on Jan. 12, 2011 at Littlejohn Coliseum (Clemson 87, Georgia Tech 62).

By Opponent - 66.1 percent (41-62) by Florida State on Feb. 5, 2017 at the Tucker Center in Tallahassee, Fla. (Florida State 109, Clemson 61).

SHOT 90 PERCENT FROM THE FOUL LINE

(Min. 15 Attempts)

By Clemson - 90.9 percent (20-22) against Boston College at Barclays Center in Brooklyn, N.Y. on March 8, 2018 (Clemson 90, Boston College 82)

By Opponent - 94.1 percent (14-17) by Virginia Tech at Littlejohn Coliseum in Clemson, S.C. on Jan. 22, 2017 (Virginia Tech 82, Clemson 81).

A +30 REBOUND MARGIN

By Clemson - +30 (52-22) vs. Wagner at Littlejohn Coliseum on Dec. 10, 1988 (Clemson 79, Wagner 36).

By Opponent - +34 (74-40) by Florida State in Tallahassee, Fla., on Jan. 22, 1970 (Florida State 122, Clemson 80).

A TEAM HANDED OUT 30 ASSISTS

By Clemson - 30 vs. Coppin State at Littlejohn Coliseum on Nov. 21, 2005 (Clemson 102, Coppin State 71).

By Opponent - 35 by Georgia Tech at Alexander Memorial Coliseum on Feb. 1, 1968 (Georgia Tech 99, Clemson 64).

TEAM ATTEMPTED 50 FREE THROWS

By Clemson - 52 (made 32) vs. Georgia State at Littlejohn Coliseum on Jan. 15, 1990 (Clemson 117, Georgia State 59).

By Opponent - 59 (made 41) by North Carolina vs. Clemson in Chapel Hill, N.C., on Jan. 28, 1998. FT attempt total was a record including two ACC teams. Clemson ended the game with four players on the court (North Carolina 88, Clemson 79).

TEAM MADE 35 FREE THROWS

By Clemson - 38 (attempted 45) vs. Mercer at Littlejohn Coliseum on Dec. 30, 1993 (Clemson 87, Mercer 69).

By Opponent - 38 (attempted 46) by Virginia Tech in Blacksburg, Va. on Feb. 6, 2010 (Virginia Tech 70, Clemson 59).

BY INDIVIDUAL PLAYERS

SCORED 30 POINTS

By Clemson - 31 by Marcquise Reed against Boston College (11-21 field goals, 5-7 3pt FGs, 4-4 free throws) at Littlejohn Coliseum in Clemson, S.C., on Feb. 23, 2019 (Clemson 76, Boston College 66).

By Opponents - 36 by Ty-Shon Alexander of Creighton on 9-16 field goals, 7-12 3pt FGs, and 11-11 free throws on Nov. 21, 2018 at John Gray Gym in Grand Cayman, Cayman Islands (Creighton 87, Clemson 82)

SCORED 35 POINTS

By Clemson - 36 by Edward Scott vs. Florida State at Clemson on Feb. 23, 2002. Scott made 12-24 FGs, 5-6 on 3pt FGs, and 7-8 free throws (Clemson 87, Florida State 78).

By Opponent - 36 by Ty-Shon Alexander of Creighton on 9-16 field goals, 7-12 3pt FGs, and 11-11 free throws on Nov. 21, 2018 at John Gray Gym in Grand Cayman, Cayman Islands (Creighton 87, Clemson 82)

SCORED 40 POINTS

By Clemson - 41 by Will Solomon vs. Georgia Tech at Clemson on Jan. 24, 2001. Solomon made 13-22 FGs, 7-12 on 3pt FGs and 8-9 free throws (Georgia Tech 111, Clemson 108).

By Opponent - 40 by Harrison Barnes of North Carolina on 12-17 field goals (6-8 on three-pointers, 10-11 on free throws) against Clemson in the semifinals of the



VERNON HAMILTON AND AKIN AKINGBALA WERE TWO OF CLEMSON'S THREE 20-POINT SCORERS THE LAST TIME IT HAPPENED IN THE SAME GAME, VERSUS GEORGIA TECH IN 2006.



LAST TIME IT HAPPENED



GABE DeVOE POSTED 18 POINTS IN JUST SIX MINUTES AS A FRESHMAN AGAINST NC STATE IN 2015.

ACC Tournament at Greensboro Coliseum on March 12, 2011 (North Carolina 92, Clemson 87 in OT).

TWO PLAYERS, 30 POINTS

By Clemson - Tony Stockman and Edward Scott each scored 30 points versus Wake Forest at Littlejohn Coliseum on Feb. 13, 2002 (Clemson 118, Wake Forest 115 in 2 OT).

By Opponent - Gene Banks (31) and Mike Gminski (30) for Duke in Clemson's overtime win over the No. 1 Blue Devils at Littlejohn Coliseum on Jan. 9, 1980 (Clemson 87, Duke 82 OT).

MORE POINTS THAN MINUTES PLAYED (Min. 15 Points Scored)

By Clemson - Gabe DeVoe scored 18 points in six minutes versus NC State on March 3, 2015 (NCSU 66, Clemson 61).

By Opponent - Zion Williamson of Duke scored 25 points in 22 minutes at Cameron Indoor Stadium on Jan. 5, 2019 (Duke 87, Clemson 68).

SCORED 15 FIELD GOALS

By Clemson - 15 by Horace Grant vs. Furman at Littlejohn Coliseum on Jan. 14, 1987 (Clemson 94, Furman 77).

By Opponent - 16 by Vince Taylor of Duke at Cameron Indoor Stadium on Feb. 24, 1982 (Duke 73, Clemson 72 in 3 OT).

ATTEMPTED 25 FIELD GOALS

By Clemson - 29 by Edward Scott (made 10) vs. Wake Forest at Winston-Salem on March 1, 2003 (Wake Forest 80, Clemson 68).

By Opponent - 26 by Courtney Pigram (made 12) for East Tennessee State at Clemson on March 14, 2007 (Clemson 64, East Tennessee State, 57).

SCORED 15 FREE THROWS

By Clemson - 16 by Milton Jennings vs. Virginia Tech at Littlejohn Coliseum on Jan. 27, 2013 (Clemson 77, Virginia Tech 70).

By Opponent - 15 by Marcus Georges-Hunt of Georgia Tech in the ACC Tournament in Washington, D.C., on Mar. 9, 2016 (Georgia Tech 88, Clemson 85).

COLLECTED 20 REBOUNDS

By Clemson - 20 by Harold Jamison versus Florida State in the first round of the ACC Tournament in Charlotte, N.C., on March 4, 1999 (Florida State 87, Clemson 85 in OT).

By Opponent - 20 by John Mooney of Notre Dame at Purcell Pavilion on March 6, 2019 (Clemson 64, Notre Dame 62).

HANDED OUT 15 ASSISTS

By Clemson - 16 by Edward Scott vs. Wake Forest at Littlejohn Coliseum on Feb. 13, 2002 (Clemson 118, Wake Forest 115 2 OT).

By Opponent - 17 by Tyrone Bogues of Wake Forest at Greensboro Coliseum on Jan. 10, 1987 (Clemson 91, Wake Forest 88 OT).

COLLECTED 6 STEALS

By Clemson - 6 by Avry Holmes against Georgia Tech at Bon Secours Wellness Arena in Greenville, S.C., on Feb. 13, 2016 (Clemson 66, Georgia Tech 52).

By Opponent - 7 by Javaris Crittenton of Georgia Tech in Atlanta, Ga., on Feb. 3, 2007 (Georgia Tech 80, Clemson 62).

BLOCKED 8 SHOTS

By Clemson - 8 by Landry Nnoko against Virginia Tech at Cassell Coliseum on Feb. 6, 2016 (Virginia Tech 60, Clemson 57).

By Opponent - 10 by Cherokee Parks of Duke at Charlotte Coliseum in ACC Tournament on March 11, 1994

(Duke 77, Clemson 64).

20 POINTS, 20 REBOUNDS IN A GAME

By Clemson - 22 points and 21 rebounds by Dale Davis vs. South Carolina State at Littlejohn Coliseum on Dec. 17, 1990 (Clemson 103, South Carolina State 83).

By Opponent - 22 points and 20 rebounds by Eric Williams of Wake Forest at Littlejohn Coliseum on Jan. 11, 2006 (Clemson 74, Wake Forest 73 OT).

THREE DOUBLE-DOUBLES IN A GAME

By Clemson - K.J. McDaniels (24 points, 10 rebounds), Jaron Blossomgame (14 points, 14 rebounds) and Landry Nnoko (10 points, 13 rebounds) at Littlejohn Coliseum on Jan. 11, 2014 (Clemson 72, Duke 59).

By Opponent - Phil Henderson (22 points, 10 rebounds), Bobby Hurley (10 points, 10 assists) and Christian Laettner (25 points, 12 rebounds) of Duke at Littlejohn Coliseum on Feb. 28, 1990 (Clemson 97, Duke 93).

A TRIPLE-DOUBLE

By Clemson - Sharone Wright had 12 points, 14 rebounds, and 10 blocked shots vs. Maryland at Littlejohn Coliseum on Jan. 26, 1993 (Clemson 82, Maryland 72).

By Opponent - never accomplished.

A FOUR-POINT PLAY

By Clemson - Shelton Mitchell at the 6:45 mark of the first half against Florida State in Littlejohn Coliseum in Clemson, S.C., on Feb. 19, 2019 (Florida State 77, Clemson 64).

By Opponent - Tahj Shamsid-Deen at the 19:06 mark of the second half in Littlejohn Coliseum on Dec. 14, 2014 (Clemson 72, Auburn 61).

ALL-TIME RESULTS

1911-12 (4-0 OVERALL)

F. 9	A	W	46-12	Furman
F. 9	N1	W	78-6	Butler Guards
F. 10	A	W	34-23	Wofford
M. 9	H	W	56-13	Wofford
N1 — Greenville, S.C.				

1912-13 (9-5 OVERALL)

J. 18	H	W	69-19	Furman
J. 24	H	W	29-21	Newberry
J. 25	H	W	40-10	Wofford
J. 31	A	L	15-75	Georgia
F. 1	A	L	10-60	Atlanta Agriculture
F. 5	A	W	38-21	Charleston
F. 5	A	W	29-22	Charleston "Y"
F. 6	A	L	18-39	South Carolina
F. 7	A	W	26-22	Georgia Tech
F. 8	H	L	11-29	Georgia Tech
F. 14	H	W	72-23	Wofford
F. 20	A	W	33-11	Newberry
F. 21	A	L	21-22	Wofford
F. 22	A	W	38-26	Furman

1913-14 (1-3 OVERALL)

J. 10	H	W	27-10	Furman
J. 23	A	L	18-28	Savannah
J. 31	A	L	30-45	Atlanta Agriculture
F. 28	A	L	16-29	South Carolina

1914-15 (3-5 OVERALL)

F. 5	H	W	27-25	Furman
F. 12	H	L	17-19	Wofford
F. 18	A	L	20-34	Spartanburg "Y"
F. 19	A	L	23-25	Wofford
F. 20	A	W	27-26	Furman
M. 4	A	L	20-27	Columbia "Y"
M. 5	A	W	37-29	South Carolina
M. 6	A	L	20-28	The Citadel

1915-16 (2-6-1 OVERALL)

J. 20	A	L	32-58	Newberry
J. 21	A	L	20-41	South Carolina
J. 22	A	W	22-20	Erskine
F. 1	H	T	39-39	Presbyterian
F. 4	A	L	28-34	Presbyterian
F. 5	A	L	28-37	Wofford
F. 17	H	W	72-13	Erskine
F. 21	H	L	23-46	Wofford
F. 26	H	L	24-34	Newberry

1916-17 (8-2 OVERALL)

J. 18	H	W	65-16	Coll. of Charleston
J. 23	A	W	32-22	Presbyterian
J. 24	A	L	19-34	South Carolina
F. 2	A	W	36-30	Greenville "Y"
F. 9	A	W	36-31	Wofford
F. 10	A	L	26-30	Newberry
F. 17	H	W	37-29	Newberry
F. 22	H	W	51-27	South Carolina
F. 23	H	W	59-23	Presbyterian
F. 26	H	W	37-24	Wofford

1917-18 (3-2 OVERALL)

F. 1	H	W	63-22	Presbyterian
F. 15	H	W	50-22	Wofford
F. 22	H	W	64-23	Newberry
M. 1	A	L	32-34	Presbyterian
M. 2	A	L	24-36	Davidson

1918-19 (3-1 OVERALL)

J. 22	H	W	34-31	Wofford
J. 31	A	L	12-31	Georgia
F. 1	A	W	60-11	Atlanta Ath. Club
F. 15	H	W	73-34	Piedmont
Note: Quarantine ended season early.				

1919-20 (8-6 OVERALL)

J. 15	H	L	39-40	Wofford
J. 17	A	W	38-23	Furman
J. 19	A	L	15-22	South Carolina
J. 23	A	L	17-32	Georgia
J. 24	A	L	22-36	Georgia Tech
J. 26	H	L	12-60	Auburn
J. 30	H	L	24-34	Georgia
NA	H	W	36-18	Furman
F. 7	A	W	28-25	Davidson
F. 14	A	W	32-23	Presbyterian
F. 19	H	W	53-15	Newberry
F. 21	H	W	41-17	Georgia Tech
F. 23	H	W	38-15	South Carolina
M. 2	H	W	51-37	Presbyterian

1920-21 (10-5 OVERALL)

J. 12	H	W	37-29	Wofford
J. 14	H	W	50-15	Furman
J. 26	H	W	51-32	Greenville "Y"
J. 29	A	L	22-45	Georgia
F. 3	H	W	65-24	Coll. of Charleston
F. 5	A	L	22-28	Georgia Tech
F. 8	H	W	35-21	Presbyterian
F. 11	A	W	21-8	Presbyterian
F. 12	A	L	14-15	Newberry
F. 14	H	W	44-16	South Carolina
F. 17	A	W	24-10	South Carolina
F. 18	A	W	49-12	Col. of Charleston
F. 19	A	L	26-28	The Citadel
F. 25	N1	L	25-45	Auburn
M. 5	A	W	25-15	Wofford
N1 — Southern Conference Tournament, Atlanta, Ga.				

1921-22 (8-13 OVERALL, 0-3 SOCON, 12TH)

J. 7	H	L	31-35	Greenville "Y"
J. 11	A	L	11-34	Spartanburg "Y"
J. 13	H	L	16-24	Georgia
J. 16	A	W	24-18	Greenville "Y"
J. 19	A	L	9-32	Mercer
J. 20	A	L	24-38	Camp Benning
J. 21	A	L	19-32	Auburn
J. 24	H	L	17-27	Furman
J. 26	A	W	29-17	Presbyterian
J. 28	A	W	30-16	Coll. of Charleston
J. 28	A	L	8-29	The Citadel
J. 30	A	L	26-45	Furman
F. 4	H	W	21-12	Piedmont College
F. 13	H	W	35-8	Coll. of Charleston
F. 14	H	W	20-19	The Citadel
F. 16	A	L	14-38	Kentucky
F. 17	A	W	34-28	Georgetown (Ky.)
F. 18	A	L	24-44	Centre
F. 21	H	L	16-32	Davidson
F. 24	N1	L	20-31	Tulane
M. 4	H	W	25-15	Presbyterian
N1 — Southern Conference Tournament, Atlanta, Ga.				

1922-23 (11-6 OVERALL, 3-3 SOCON, T-8TH)

J. 11	H	L	23-29	Georgia
J. 13	H	L	17-26	Georgia Tech
J. 20	H	W	27-19	South Carolina
J. 22	H	L	12-17	Mercer
J. 27	A	L	22-35	Georgia Tech
J. 29	H	W	24-19	Auburn
J. 30	H	W	23-14	Furman
F. 2	H	W	39-7	Georgetown (Ky.)
F. 5	A	W	25-18	Furman
F. 12	H	W	28-7	Coll. of Charleston
F. 15	A	W	30-13	Kentucky
F. 16	A	W	19-12	Georgetown (Ky.)
F. 17	A	L	24-26	Centre
F. 21	H	W	25-18	Davidson
F. 22	H	W	32-5	Presbyterian
F. 27	N1	L	23-27	Centre
M. 5	H	W	35-13	Presbyterian
N1 — Southern Conference Tournament in Atlanta, Ga.				

1923-24 (2-14 OVERALL, 0-6 SOCON, T-19TH)

J. 5	H	L	13-48	Georgia Tech
J. 11	H	L	6-24	Georgia
J. 12	A	L	9-23	Spartanburg "Y"
J. 16	A	L	13-38	Georgia
J. 17	H	L	16-30	South Carolina
J. 22	H	L	11-19	Furman
J. 31	H	L	15-22	NC State
F. 1	A	L	11-34	Newberry
F. 2	A	L	22-39	Presbyterian
F. 8	A	L	22-39	Georgia Tech
F. 9	H	L	^17-20	Presbyterian
F. 13	A	L	13-39	Kentucky
F. 14	A	L	13-33	Georgetown (Ky.)
F. 15	A	L	9-13	Maryville
F. 16	A	L	12-18	Tennessee
F. 20	A	L	13-24	Furman
F. 23	H	W	29-7	Coll. of Charleston
F. 28	N1	W	17-15	Florida
F. 29	N1	L	13-42	Vanderbilt
N1 — Southern Conference Tournament, Atlanta, Ga.				

1924-25 (4-14 OVERALL, 3-2 SOCON, T-8TH)

J. 1	A	L	29-42	Monaghan "Y"
J. 2	A	L	26-28	New Holland
J. 3	A	L	35-39	22nd Infantry
J. 10	A	W	20-18	Georgia Tech

J. 15	H	W	19-17	Georgia
J. 23	H	L	^20-21	Newberry
J. 26	H	L	22-24	Presbyterian
J. 28	A	L	24-35	Newberry
J. 29	A	L	18-35	South Carolina
J. 30	A	L	10-30	Coll. of Charleston
J. 31	A	L	18-34	The Citadel
F. 6	H	L	23-35	Camp Benning
F. 7	H	W	32-13	Rollins
F. 13	H	L	21-25	The Citadel
F. 14	H	W	32-30	Georgia Tech
F. 19	H	L	18-34	Furman
F. 21	A	L	11-41	Furman
F. 26	H	L	13-27	Virginia Tech
^ — denotes overtime				

1925-26 (4-17 OVERALL, 1-7 SOCON, T-19TH)

J. 6	A	L	15-32	Saint Stanislaus
J. 7	A	L	^23-24	New Orleans "Y"
J. 8	A	L	22-40	Tulane
J. 9	A	L	15-36	Tulane
J. 13	A	L	34-40	Wake Forest
J. 14	A	L	12-46	Duke
J. 15	A	L	24-48	North Carolina
J. 16	A	L	23-41	NC State
J. 21	H	L	16-32	NC State
J. 23	H	W	34-29	Presbyterian
J. 30	H	W	31-28	Newberry
F. 3	H	L	20-36	Furman
F. 6	H	L	21-25	Wofford
F. 8	H	L	18-21	Presbyterian
F. 9	A	W	38-35	South Carolina
F. 10	A	L	22-26	Newberry
F. 12	H	L	23-26	The Citadel
F. 15	A	W	32-30	Davidson
F. 17	A	L	28-44	Georgia
F. 20	H	L	20-36	South Carolina
F. 22	A	L	31-37	Furman
^ — denotes overtime				

1926-27 (2-13 OVERALL, 1-7 SOCON, 19TH)

J. 7	A	L	26-33	South Carolina
J. 8	A	L	11-37	South Carolina
J. 12	H	L	17-37	Wofford
J. 13	H	L	4-17	Tennessee
J. 21	H	L	23-48	South Carolina
J. 29	H	L	23-24	Newberry
F. 2	A	L	26-42	Auburn
F. 3	A	L	23-45	Auburn
F. 9	H	L	16-24	Presbyterian
F. 11	A	W	20-18	Newberry
F. 12	A	L	38-39	Presbyterian
F. 14	A	L	23-34	Georgia
F. 16	H	W	33-16	Florida
F. 18	H	L	22-41	Furman
F. 21	A	L	28-50	Furman

1927-28 (9-14 OVERALL, 5-7 SOCON, 11TH)

D. 15	A	L	23-27	Kent. Wesleyan
D. 16	A	L	17-33	Kentucky
D. 17	A	L	16-42	Cincinnati
D. 19	A	L	16-33	Georgetown (Ky.)
J. 7	A	L	26-33	Furman
J. 11	H	W	44-21	Wofford
J. 16	A	L	31-37	Mercer
J. 17	A	L	24-42	Georgia Tech
J. 18	A	L	26-56	Auburn
J. 19	A	L	23-30	Auburn
J. 20	A	L	23-30	Tulane
J. 21	A	W	34-15	Tulane
J. 28	H	W	16-15	Newberry
J. 31	H	L	32-36	Georgia
F. 3	H	L	18-35	Furman
F. 6	A	L	25-38	Georgia
F. 8	H	W	32-29	Florida
F. 9	H	W	26-25	Florida
F. 10	H	W	38-33	South Carolina
F. 15	H	W	35-24	Davidson
F. 21	A	W	38-37	Newberry
F. 22	A	W	^48-46	South Carolina
F. 24	N1	L	26-27	Auburn
N1 — Southern Conference Tournament, Atlanta, Ga.; ^ — denotes overtime				

1928-29 (15-12 OVERALL, 6-4 SOCON, 9TH)

D. 18	A	L	^37-41	Erskine
J. 2	A	L	30-56	Atlanta Ath. Club
J. 3	A	L	21-36	Tennessee
J. 4	A	L	25-31	Chattanooga
J. 5	A	L	23-29	Georgia Tech
J. 10	A	L	24-40	Mercer
J. 11	A	W	36-23	Florida
J. 12	A	W	31-21	Florida
J. 14	A	L	37-40	The Citadel

J. 15	A	L	^24-27	South Carolina
J. 18	H	W	24-17	Newberry
J. 19	H	W	50-14	Wofford
J. 29	A	W	32-26	Presbyterian
J. 30	A	W	25-22	Newberry

ALL-TIME RESULTS

J. 2	H	W	44-34	Tennessee Tech
J. 3	A	L	22-39	Vanderbilt
J. 4	A	W	32-18	Sewanee
J. 7	H	L	28-29	Georgia Tech
J. 13	H	L	28-38	Florida
J. 14	H	L	33-37	Florida
J. 16	A	L	18-67	Kentucky
J. 20	A	L	26-47	South Carolina
F. 2	H	L	32-42	Kentucky
F. 3	H	W	31-16	Furman
F. 4	A	W	38-25	Presbyterian
F. 10	A	L	26-27	Furman
F. 14	A	W	35-25	Georgia
F. 16	H	W	36-29	Georgia
F. 17	A	W	30-28	Wofford
F. 18	A	W	55-6	Presbyterian
F. 20	H	W	26-23	Wofford
F. 21	H	L	20-28	South Carolina

1933-34 (7-12 OVERALL, 0-6 SOCON, 10TH)

J. 3	A	L	26-38	North Carolina
J. 4	A	L	23-36	Duke
J. 5	A	L	27-36	NC State
J. 9	A	L	27-30	Tennessee
J. 10	A	L	25-27	Vanderbilt
J. 11	A	W	31-20	Tennessee Tech
J. 16	H	L	25-34	Wofford
J. 19	H	L	15-41	South Carolina
J. 30	H	W	28-23	Furman
J. 31	H	W	43-21	Presbyterian
F. 2	A	W	32-29	Wofford
F. 6	A	L	23-29	Georgia
F. 7	A	L	25-31	Georgia Tech
F. 9	H	L	31-36	Florida
F. 10	H	W	31-26	Florida
F. 13	A	W	29-15	Furman
F. 16	A	L	17-42	South Carolina
F. 17	A	L	18-41	South Carolina
F. 20	H	W	29-23	Georgia

1934-35 (15-3 OVERALL 3-1 SOCON, 2ND)

J. 3	A	W	32-22	Vanderbilt
J. 4	A	W	28-19	Tennessee Tech
J. 5	A	W	40-16	Sewanee
J. 7	A	W	40-33	Tennessee
J. 12	H	W	43-29	Georgia Tech
J. 15	A	W	51-40	Wofford
J. 18	H	W	44-21	NC State
J. 26	A	W	31-20	Georgia
F. 2	H	W	20-17	Furman
F. 5	A	L	30-38	South Carolina
F. 7	A	W	43-26	Furman
F. 9	H	L	43-44	Georgia
F. 12	H	W	32-18	Wofford
F. 14	H	W	22-16	South Carolina
F. 16	H	W	50-20	Mercer
F. 20	H	W	39-23	Presbyterian
F. 22	H	W	48-33	Washington & Lee
F. 28	N1	L	25-29	Washington & Lee

N1 — Southern Conference Tournament, Raleigh, N.C.; ^ denotes overtime

1935-36 (15-7 OVERALL, 5-5 SOCON, 5TH)

D. 19	A	W	33-23	Auburn
D. 20	A	W	31-18	Auburn
J. 3	A	L	23-24	North Carolina
J. 4	A	W	45-34	Virginia
J. 6	A	L	33-47	NC State
J. 11	A	W	35-32	Georgia Tech
J. 14	H	W	37-13	Wofford
J. 17	H	W	31-30	South Carolina
J. 18	H	W	46-27	Presbyterian
J. 25	H	W	39-31	Georgia Tech
F. 1	A	W	41-33	Furman
F. 5	A	W	46-32	Virginia Tech
F. 6	A	L	26-34	Washington & Lee
F. 7	A	W	43-36	Virginia Military
F. 12	A	L	13-33	Georgia
F. 14	H	W	50-23	Furman
F. 15	A	W	43-30	South Carolina
F. 18	H	L	21-27	NC State
F. 20	H	W	27-24	Georgia
F. 24	H	L	34-35	North Carolina
F. 26	A	W	20-19	Wofford
M. 5	A1	L	31-32	NC State

A1 — Southern Conference Tournament, Raleigh, N.C.; ^ denotes overtime

1936-37 (6-15 OVERALL, 2-7 SOCON, 14TH)

D. 16	H	L	25-33	Duke
D. 17	A	L	22-33	Tennessee
J. 4	A	L	36-52	Florida
J. 5	A	W	31-30	Florida
J. 11	A	L	29-54	NC State

J. 12	H	L	36-53	Wake Forest
J. 14	A	W	38-31	Wofford
J. 20	A	L	13-51	Georgia Tech
J. 23	H	L	35-36	Georgia
J. 30	A	L	27-30	Presbyterian
F. 3	A	W	40-34	Furman
F. 5	A	L	30-32	South Carolina
F. 9	H	L	40-41	NC State
F. 12	H	W	44-38	The Citadel
F. 13	A	L	20-29	Georgia
F. 15	H	L	33-41	Auburn
F. 16	H	L	26-33	Auburn
F. 18	H	L	27-29	Wake Forest
F. 20	H	L	25-29	Furman
F. 23	H	W	31-29	South Carolina
F. 25	A	W	33-32	Wofford

^ denotes overtime

1937-38 (16-7 OVERALL, 9-4 SOCON, 4TH)

D. 17	H	W	28-15	Tennessee
J. 8	A	W	41-26	Davidson
J. 11	A	L	22-26	Georgia
J. 13	H	W	39-29	Presbyterian
J. 15	H	L	31-33	NC State
J. 18	H	W	60-36	Wofford
J. 22	H	W	46-15	Furman
F. 1	A	L	34-44	North Carolina
F. 2	A	W	42-33	Wake Forest
F. 3	A	L	35-55	NC State
F. 8	H	W	40-28	Georgia
F. 11	A	W	54-38	South Carolina
F. 12	A	L	26-28	The Citadel
F. 15	A	W	43-35	Furman
F. 16	H	W	46-40	Wake Forest
F. 19	H	W	58-39	South Carolina
F. 21	A	W	35-34	Davidson
F. 23	A	L	33-53	Georgia Tech
F. 25	H	W	47-35	The Citadel
F. 28	A	W	52-24	Wofford
M. 3	N1	W	35-32	Richmond
M. 4	N1	W	38-33	Washington & Lee
M. 5	N1	L	30-40	Duke

N1 — Southern Conference Tournament, Raleigh, N.C.; ^ denotes overtime

1938-39 (16-8 OVERALL, 6-6 SOCON, 9-TH)

D. 10	A	L	24-29	Tennessee
D. 15	A	L	35-45	Maryland
D. 16	A	L	44-47	George Washington
D. 17	A	W	33-30	Catholic
J. 4	H	L	38-39	Wake Forest
J. 7	A	W	37-30	Georgia
J. 10	A	L	33-39	Duke
J. 11	A	L	37-54	NC State
J. 12	A	L	38-44	Wake Forest
J. 18	A	W	51-43	Presbyterian
J. 21	H	W	43-31	Furman
J. 28	H	W	62-37	Wofford
F. 6	H	W	38-29	Georgia
F. 10	A	W	38-16	South Carolina
F. 11	A	L	38-42	The Citadel
F. 13	H	W	38-36	Duke
F. 18	H	W	43-16	South Carolina
F. 20	H	W	51-36	The Citadel
F. 22	A	W	41-28	Furman
F. 23	A	W	29-22	Wofford
M. 1	N1	W	44-43	North Carolina

M. 2	N1	W	30-28	Wake Forest
M. 3	N1	W	49-33	Davidson
M. 4	N1	W	39-27	Maryland

N1 — Southern Conference Tournament, Raleigh, N.C.

1939-40 (9-12 OVERALL 9-7 SOCON, 6TH)

D. 21	N1	L	30-55	Kentucky
D. 30	A	L	41-54	Baltimore
J. 1	A	L	26-53	Maryland
J. 2	A	L	32-49	George Washington
J. 6	H	L	29-32	Georgia
J. 10	H	W	30-28	Wake Forest
J. 12	H	W	68-36	Furman
J. 13	H	W	66-31	NC State
J. 18	A	W	48-38	NC State
J. 19	A	L	49-54	Duke
J. 27	H	W	48-30	Maryland
F. 3	H	L	31-39	North Carolina
F. 9	A	W	37-32	South Carolina
F. 10	A	W	38-27	The Citadel
F. 12	H	L	37-39	Duke
F. 14	A	L	37-38	Furman
F. 17	H	W	56-25	South Carolina
F. 19	A	L	30-47	North Carolina
F. 20	A	L	39-53	Wake Forest
F. 23	H	W	46-30	The Citadel
F. 29	N2	L	41-50	North Carolina

N1 — Asheville, N.C.; N2 — Southern Conference Tournament, Raleigh, N.C.; ^ denotes overtime

1940-41 (8-14 OVERALL, 7-8 SOCON, 7TH)

D. 13	H	L	51-65	Georgia
D. 17	A	L	40-60	William & Mary
D. 18	A	L	45-52	Richmond
D. 19	N1	W	48-34	Maryland
D. 20	A	L	40-64	George Washington
J. 2	A	L	43-58	Georgia
J. 6	H	W	43-32	Furman
J. 8	A	L	51-63	Georgia Tech
J. 10	H	W	48-39	NC State
J. 14	H	L	49-69	George Washington
J. 16	A	L	43-44	NC State
J. 17	A	L	35-42	Wake Forest
J. 18	A	L	42-45	Duke
J. 22	H	W	52-49	Georgia Tech
F. 7	A	L	31-50	South Carolina
F. 8	A	W	62-48	The Citadel
F. 10	A	L	53-76	North Carolina
F. 13	A	W	56-36	Furman
F. 15	H	L	39-40	South Carolina
F. 18	H	W	54-53	Wake Forest
F. 21	H	W	62-43	The Citadel
F. 24	H	L	48-59	Presbyterian

N1 — Baltimore, Md.; ^ denotes overtime

1941-42 (3-14 OVERALL, 2-10 SOCON, 15TH)

J. 6	N1	L	31-38	Georgia
J. 7	H	L	34-67	George Washington
J. 10	H	L	39-40	Furman
J. 13	A	L	36-52	NC State
J. 14	A	L	40-58	Wake Forest
J. 16	H	L	34-54	North Carolina
J. 24	H	L	52-63	Georgia

J. 31	A	L	27-57	Wofford
F. 5	H	L	28-54	William & Mary
F. 6	A	L	35-62	South Carolina
F. 7	A	W	39-38	The Citadel
F. 10	A	L	42-56	Furman
F. 14	H	L	24-38	South Carolina
F. 20	A	L	29-53	Presbyterian
F. 23	H	L	37-52	Wake Forest
F. 24	H	W	37-25	The Citadel
F. 27	H	W	31-22	Wofford

N1 — Augusta, Ga.

1942-43 (3-13 OVERALL, 0-10 SOCON, 15TH)

D. 16	H	W	42-22	Erskine
J. 8	H	L	40-48	NC State
J. 12	H	L	56-71	Wake Forest
J. 14	A	W	48-44	Presbyterian
J. 20	H	W	54-45	Wofford
J. 23	H	L	44-49	Presbyterian
F. 1	A	L	34-69	NC State
F. 2	A	L	32-58	North Carolina
F. 5	A	L	30-48	South Carolina
F. 6	A	L	35-49	The Citadel
F. 10	A	L	32-43	Georgia Tech
F. 13	H	L	40-42	South Carolina
F. 16	A	L	31-53	Davidson
F. 20	A	L	36-46	Wofford
F. 24	H	L	38-63	The Citadel
F. 27	H	L	32-49	Davidson

1943-44 (1-10 OVERALL, 1-2 SOCON, T-7TH)

J. 10	H	L	40-44	Georgia
J. 12	A	L	33-55	Presbyterian
J. 19	A	L	31-54	Georgia
J. 22	H	L	34-50	Georgia Tech
J. 29	A	L	24-58	Georgia Tech
F. 1	H	W	43-41	Presbyterian
F. 2	H	L	29-38	Catawba
F. 12	H	L	37-66	South Carolina
F. 15	A	L	33-42	Catawba
F. 16	A	L	40-42	Davidson
F. 19	A	L	31-57	South Carolina

1944-45 (8-8 OVERALL, 3-5 SOCON, 8TH)

J. 8	A	L	30-37	Georgia
J. 13	A	W	32-21	Wofford
J. 19	A	W	44-36	Presbyterian
J. 17	H	L	34-58	South Carolina
J. 23	H	L	40-51	Georgia
J. 27	H	W	29-22	Furman
F. 2	H	W	58-34	Presbyterian
F. 6	H	W	68-36	Wofford
F. 8	A	L	38-76	South Carolina
F. 9	A	W	52-43	The Citadel
F. 10	A	L	29-52	The Citadel
F. 15	H	L	39-41	The Citadel
F. 16	H	W	43-38	The Citadel
F. 17	H	L	31-34	Davidson
F. 20	A	W	34-31	Furman
F. 23	N1	L	24-55	South Carolina

N1 — Southern Conference Tournament, Raleigh, N.C.; ^ denotes overtime

1945-46 (9-11 OVERALL, 5-7 SOCON, T-9TH)

D. 12	H	L	34-41	Georgia
D. 20	A	L	38-52	Georgia Tech
J. 5	H	L	46-61	Georgia Tech
J. 7	H	L	43-48	NC State
J. 8	A	W	34-21	Wofford
J. 15	H	W	44-36	Furman
J. 17	H	W	60-25	Wofford
J. 19	H	L	29-42	Duke
J. 23	A	W	56-18	Presbyterian
J. 26	H	W	47-42	South Carolina
F. 2	H	W	56-46	Presbyterian
F. 6	H	L	33-44	Davidson
F. 8	A	L	41-51	South Carolina
F. 9	A	W	63-46	The Citadel
F. 13	A	L	46-51	NC State
F. 14	A	L	33-61	Duke
F. 15	A	W	53-49	Davidson
F. 19	A	L	39-49	Furman
F. 21	A	L	51-72	Georgia
F. 23	H	W	76-24	The Citadel

ALL-TIME RESULTS

J. 21	A	L	31-40	Wofford
J. 24	H	W	60-40	The Citadel
J. 25	A	L	39-73	South Carolina
F. 8	H	L	55-73	South Carolina
F. 10	A	L	56-101	Washington & Lee
F. 11	A	L	63-64	Virginia Military
F. 14	A	W	57-53	Davidson
F. 15	A	W	54-53	Presbyterian
F. 17	A	L	53-65	Furman
F. 20	A	L	48-86	Davidson
F. 24	H	L	45-50	Furman
F. 25	A	W	63-47	Erskine
M. 1	A	L	53-58	The Citadel

1947-48 (6-17 OVERALL, 3-14 SOCON, 15TH)

D. 9	H	L	43-60	Davidson
D. 11	H	L	52-61	Georgia
D. 13	H	L	58-65	Washington & Lee
D. 16	A	L	46-52	Wofford
D. 20	H	L	35-60	George Washington
J. 9	A	L	67-79	George Washington
J. 10	A	L	42-49	Maryland
J. 13	H	W	59-44	Wofford
J. 16	A	L	47-80	Duke
J. 17	A	L	48-68	Wake Forest
J. 21	H	L	54-73	South Carolina
J. 23	H	L	50-52	The Citadel
F. 2	H	W	82-40	Presbyterian
F. 4	H	W	77-52	Furman
F. 6	A	L	57-59	South Carolina
F. 7	A	L	43-47	The Citadel
F. 12	A	L	52-85	Davidson
F. 14	A	W	64-43	Presbyterian
F. 17	H	W	63-57	Duke
F. 19	H	L	59-66	Wake Forest
F. 20	A	W	63-61	Furman
F. 23	H	L	61-63	Maryland
F. 28	A	L	53-81	Georgia

1948-49 (10-11 OVERALL, 6-9 SOCON, 11TH)

D. 3	A	L	48-70	Georgia
D. 8	H	L	58-60	Georgia
D. 11	A	L	50-58	Wake Forest
D. 14	H	W	49-44	Wofford
D. 17	A	L	45-47	Richmond
D. 18	A	L	50-74	Maryland
J. 8	H	W	65-39	The Citadel
J. 11	A	W	61-59	Wofford
J. 13	A	L	45-48	Furman
J. 15	H	W	59-57	Wake Forest
J. 21	H	L	48-51	South Carolina
F. 1	A	L	55-65	Davidson
F. 4	A	L	49-82	South Carolina
F. 5	A	W	63-44	The Citadel
F. 9	H	W	79-29	Presbyterian
F. 11	A	L	70-73	Washington & Lee
F. 12	A	W	64-43	Virginia Military
F. 15	A	W	65-41	Presbyterian
F. 19	H	L	52-54	Davidson
F. 21	H	W	68-49	Maryland
F. 26	H	W	70-53	Furman

1949-50 (10-10 OVERALL, 8-8 SOCON, 9TH)

D. 3	A	L	40-59	Georgia
D. 6	H	L	57-65	Georgia
D. 10	H	W	55-53	Presbyterian
D. 16	A	W	60-55	Maryland
D. 17	A	W	75-53	Richmond
J. 7	A	L	^55-56	Furman
J. 10	H	L	58-66	Wake Forest
J. 14	H	W	^88-82	Davidson
J. 18	H	W	63-38	The Citadel
J. 21	H	L	56-66	South Carolina
F. 3	A	L	40-43	South Carolina
F. 4	A	W	59-34	The Citadel
F. 7	H	L	61-66	George Washington
F. 10	A	W	74-51	Presbyterian
F. 14	A	L	65-77	Davidson
F. 15	A	L	52-65	Wake Forest
F. 18	H	L	52-56	Furman
F. 20	A	W	78-63	Washington & Lee
F. 21	A	W	83-73	Virginia Military
F. 25	H	W	70-68	Maryland

^ denotes overtime

1950-51 (11-7 OVERALL, 9-4 SOCON, 3RD)

D. 9	A	L	76-78	Presbyterian
D. 14	A	L	45-58	Georgia
D. 18	H	W	70-69	Georgia
J. 6	H	W	87-78	Presbyterian
J. 9	H	L	61-76	South Carolina
J. 16	H	W	85-59	Furman
J. 20	H	W	69-43	The Citadel
J. 27	H	W	74-62	Davidson

F. 1	A	W	89-72	Furman
F. 3	H	W	50-44	Maryland
F. 9	A	L	55-56	Davidson
F. 10	A	L	^72-73	Wake Forest
F. 15	H	W	57-47	Wake Forest
F. 20	A	L	^50-54	Maryland
F. 21	A	W	82-76	George Washington
F. 23	A	W	78-72	South Carolina
F. 24	A	W	73-57	The Citadel
M. 6	N1	L	48-50	Maryland

N1 — Southern Conference Tournament, Raleigh, N.C.; ^ denotes overtime

1951-52 (17-7 OVERALL, 11-4 SOCON, 4TH)

D. 1	H	W	57-47	Georgia
D. 5	A	W	77-54	Georgia
D. 11	H	W	85-72	Presbyterian
D. 14	A	W	^78-76	Presbyterian
D. 17	A	L	52-61	Tennessee
D. 27	A1	L	62-73	Florida
D. 28	N1	W	62-56	Florida State
D. 29	N1	W	85-60	Georgia
J. 5	A	L	59-65	North Carolina
J. 8	H	W	70-65	Furman
J. 12	H	W	89-59	The Citadel
J. 15	A	L	65-71	South Carolina
J. 26	A	L	66-63	The Citadel
J. 30	A	L	67-66	Furman
F. 2	H	W	67-49	Davidson
F. 4	H	W	80-65	George Washington
F. 8	A	W	71-69	Davidson
F. 9	A	W	68-63	Wake Forest
F. 16	H	W	77-69	North Carolina
F. 19	H	W	^85-84	Wake Forest
F. 22	A	L	73-88	West Virginia (NR,12)
F. 23	A	L	69-80	West Virginia (NR,12)
F. 28	H	W	78-64	South Carolina
M. 6	N2	L	65-78	George Washington

A1,N1 — Gator Bowl Tournament; N2 — Southern Conference Tournament; ^ denotes overtime

1952-53 (8-10 OVERALL, 6-8 SOCON, 10TH)

D. 2	A	L	60-66	Georgia
D. 4	H	W	77-64	Presbyterian
D. 6	H	L	55-57	Georgia
D. 10	A	L	56-82	North Carolina
D. 13	H	L	60-74	Richmond
D. 16	A	W	82-64	Presbyterian
J. 2	H	W	81-71	William & Mary
J. 9	H	L	64-66	Furman
J. 14	H	L	66-93	Wake Forest
J. 16	A	W	74-63	South Carolina
J. 17	A	W	64-58	The Citadel
J. 19	H	W	79-50	The Citadel
J. 21	H	L	80-91	North Carolina
F. 2	H	L	67-71	South Carolina
F. 13	A	W	64-59	Davidson
F. 14	A	L	56-87	Wake Forest
F. 23	H	W	72-58	Davidson
F. 27	A	L	70-95	Furman

1953-54 (5-18 OVERALL, 0-9 ACC, 8TH)

D. 1	A	L	61-92	Presbyterian
D. 3	H	L	41-81	Maryland
D. 5	H	L	63-71	Georgia
D. 8	A	L	56-82	Tennessee
D. 9	A	L	80-97	Tennessee Tech
D. 12	A	L	51-77	Georgia
D. 15	H	W	72-56	Presbyterian
D. 19	A	L	48-85	North Carolina
J. 4	A	W	75-72	William & Mary
J. 5	A	L	55-95	George Washington
J. 6	A	L	54-79	Maryland
J. 12	A	L	69-87	Furman
J. 15	A	L	57-65	South Carolina
J. 16	A	W	76-52	The Citadel
J. 29	H	W	78-55	The Citadel
F. 1	H	L	55-70	Furman
F. 6	H	L	69-101	Wake Forest
F. 9	A	L	57-98	Wake Forest
F. 13	H	L	56-72	North Carolina
F. 16	H	L	61-64	South Carolina
F. 20	A	L	59-113	NC State
F. 27	H	W	81-69	Davidson
M. 5	N1	L	59-75	Maryland (NR,17)

N1 — ACC Tournament, Raleigh, N.C.

1954-55 (2-21 OVERALL, 0-14 ACC, 8TH)

D. 1	H	L	75-81	Presbyterian
D. 3	A	L	54-115	Duke
D. 4	A	L	66-99	North Carolina
D. 7	A	W	74-72	Georgia
D. 14	H	L	72-112	NC State(NR,4)

D. 17	H	L	94-100	Virginia
J. 3	A	L	55-94	Tennessee
J. 4	A	L	71-84	Tennessee Tech
J. 8	H	L	63-71	Maryland (NR,11)
J. 11	H	L	66-75	Duke
J. 15	H	L	87-95	North Carolina
J. 18	H	L	87-90	South Carolina
J. 29	H	L	73-89	Furman
F. 1	A	L	56-92	Presbyterian
F. 4	A	L	65-120	Wake Forest
F. 5	A	L	85-119	NC State (NR,6)
F. 14	A	L	68-106	Virginia
F. 15	A	L	66-68	Maryland (NR,11)
F. 18	A	L	68-85	South Carolina
F. 21	H	W	105-94	Georgia
F. 24	A	L	87-124	Furman
F. 26	H	L	79-100	Wake Forest
M. 3	A1	L	76-101	NC State (NR,5)

A1 — ACC Tournament, Raleigh, N.C.

1955-56 (9-17 OVERALL, 1-13 ACC, 8TH)

D. 2	A	L	63-97	Duke
D. 3	A	L	58-73	North Carolina
D. 13	H	L	83-100	NC State (NR,2)
D. 16	H	W	75-73	Virginia
D. 19	N1	W	94-76	Florida State
D. 20	N1	W	89-86	Tennessee
D. 21	N1	L	79-98	Wake Forest
D. 28	N2	W	100-95	Louisiana State
D. 29	N2	W	94-87	South Carolina
J. 4	N3	L	91-102	Spring Hill
J. 5	N3	W	98-96	Miami (Fla.)
J. 7	H	L	63-71	Maryland
J. 11	H	L	80-109	Duke (NR,6)
J. 14	H	L	^99-103	North Carolina (NR,9)
J. 18	A	L	79-94	South Carolina
J. 21	A	W	112-99	Furman
J. 28	H	L	103-104	Wake Forest
J. 30	A	W	86-70	The Citadel
F. 3	A	L	87-108	Wake Forest
F. 4	A	L	88-105	NC State (NR,4)
F. 6	A	W	114-69	The Citadel
F. 13	A	L	85-96	Virginia
F. 14	A	L	69-81	Maryland
F. 21	H	L	83-89	South Carolina
F. 23	H	L	80-91	Furman
M. 1	A4	L	84-88	NC State (NR,5)

N1 — Carrousel Classic, Charlotte, N.C.; N2 — Gator Bowl Tournament, Jacksonville, Fla.; N3 — Senior Bowl Tournament, Mo.bile, Ala.; A4 — ACC Tournament, Raleigh, N.C.; ^ denotes overtime

1956-57 (7-17 OVERALL, 3-11 ACC, T-7TH)

D. 4	H	L	78-84	Duke
D. 8	N1	L	75-94	North Carolina
D. 11	H	W	^96-94	NC State (NR,8)
D. 15	A	L	66-71	The Citadel
D. 17	N2	L	64-89	Auburn
D. 18	N2	W	75-67	Davidson
D. 19	N2	L	65-88	Muhlenburg
D. 27	N3	L	76-84	Georgia
D. 28	N3	L	71-105	Florida
J. 4	H	L	52-59	Maryland
J. 11	A	L	54-86	North Carolina (NR,2)
J. 12	A	L	70-80	Duke (NR,15)
J. 16	H	W	^80-77	Furman
F. 1	A	L	70-81	Wake Forest (NR,13)
F. 2	A	L	71-75	NC State
F. 8	H	L	72-93	Wake Forest (NR,10)
F. 12	H	W	79-71	South Carolina
F. 15	H	W	68-66	The Citadel
F. 16	H	W	^84-81	Virginia
F. 21	A	W	91-79	Furman
F. 23	A	L	71-85	Virginia
F. 25	A	L	65-74	Maryland
M. 2	N1	L	85-113	South Carolina
M. 7	N4	L	61-81	North Carolina (NR,1)

N1 — Charlotte, N.C.; N2 — Carrousel Classic, Charlotte, N.C.; N3 — Gator Bowl Tournament, Jacksonville, Fla.; N4 — ACC Tournament, Raleigh, N.C.; ^ denotes overtime

1957-58 (8-16 OVERALL, 4-10 ACC, 6TH)

D. 4	H	L	60-72	Georgia
D. 6	A	L	66-79	Duke
D. 7	A	L	55-79	North Carolina
D. 10	H	W	63-59	NC State (NR,12)
D. 19	N1	L	75-78	Alabama
D. 20	N1	W	78-65	Lafayette
D. 21	N1	W	71-66	Bucknell
D. 30	N2	L	64-76	Florida
D. 31	N2	W	85-65	South Carolina
J. 3	H	L	^85-88	Virginia

J. 4	H	W	73-66	Maryland (NR,7)
J. 11	A	L	67-74	South Carolina
J. 14	A	W	81-72	Wake Forest
J. 18	H	L	81-90	North Carolina (NR,6)
J. 25	H	L	57-60	The Citadel
F. 1	A	L	54-56	NC State (NR,10)
F. 4	N3	L	57-73	Duke (NR,13)
F. 13	A	L	54-72	Maryland (NR,9)
F. 14	A	L	59-74	Virginia
F. 20	H	L	60-61	South Carolina
F. 22	A	L	^95-102	Furman
F. 24	H	W	86-76	Wake Forest
M. 1	H	W	73-58	Furman
M. 6	N4	L	51-62	North Carolina (NR,13)
N1 — Carousel Classic, Charlotte, N.C.; N2				
— Gator Bowl Tournament, Jacksonville, Fla.;				
N3 — Charlotte, N.C.; N4 — ACC Tournament,				
Raleigh, N.C.; ^ denotes overtime				

ALL-TIME RESULTS

J. 7	H	W	74-63	Davidson
J. 12	A	L	61-70	Furman
J. 14	A	W	71-63	South Carolina
J. 16	H	L	65-86	Wake Forest
J. 28	A	L	59-79	Duke (NR,5)
J. 31	A	L	46-77	North Carolina (NR,5)
F. 3	H	W	89-81	Virginia
F. 10	H	W	76-59	Maryland
F. 17	N3	L	52-63	NC State
F. 18	N3	L	55-61	North Carolina (NR,7)
F. 21	H	W	93-72	South Carolina
F. 24	A	W	85-63	Virginia
F. 25	A	L	80-82	Maryland
M. 2	N4	L	75-91	Maryland

A1,N1 — Midwest Invite, Kent, Ohio; N2 — Rice-Texas Classic, Houston, Texas; N3 — North-South Doubleheader, Charlotte, N.C.; N4 — ACC Tournament, Raleigh, N.C.; ^ denotes overtime

1961-62 (12-15 OVERALL, 4-10 ACC, 6TH)

D. 2	H	W	87-84	Virginia Military
D. 5	H	L	52-54	North Carolina
D. 9	H	W	70-68	Virginia
D. 11	A	L	66-89	Duke (NR,6)
D. 14	A	W	82-77	Florida State
D. 16	A	W	68-62	The Citadel
D. 29	N1	L	60-62	Arkansas
D. 30	A1	L	63-89	Furman
J. 6	A	L	54-81	Wake Forest
J. 8	H	W	75-69	Florida State
J. 11	H	L	96-104	Duke (NR,10)
J. 13	A	L	75-90	Marshall
J. 15	H	W	86-63	Furman
J. 27	A	L	64-80	NC State
J. 29	A	W	97-88	Furman
F. 3	H	L	82-83	Wake Forest
F. 6	A	L	74-86	South Carolina
F. 10	H	W	73-61	Maryland
F. 12	A	L	55-61	Davidson
F. 16	N2	L	59-69	North Carolina
F. 17	N2	L	71-73	NC State
F. 20	H	L	81-87	South Carolina
F. 23	A	W	72-71	Virginia
F. 24	A	W	75-68	Maryland
M. 1	N3	W	67-46	NC State
M. 2	N3	W	77-72	Duke (NR,8)
M. 3	N3	L	66-77	Wake Forest (NR,16u)

N1 — Poinsettia Classic, Greenville, S.C.; N2 — North-South Doubleheader, Charlotte, N.C.; N3 — ACC Tournament, Raleigh, N.C.; ^ denotes overtime

1962-63 (12-13 OVERALL, 5-9 ACC, T-4TH)


D. 3	H	L	55-56	NC State
D. 5	A	L	48-64	North Carolina
D. 8	A	W	93-73	Georgia
D. 13	H	L	67-92	Duke (NR,2)
D. 15	A	L	67-87	Creighton
D. 17	A	L	64-74	Iowa
D. 28	N1	L	58-60	Vanderbilt
D. 29	N1	W	72-49	Army
J. 3	H	W	77-60	Georgia
J. 5	A	L	62-80	Wake Forest
J. 8	A	W	66-64	Furman
J. 12	A	L	67-78	Duke (NR,6)
J. 14	H	W	93-56	The Citadel
J. 26	H	W	74-73	Furman
J. 28	A	W	68-58	Virginia Military
F. 2	H	W	71-70	Wake Forest
F. 5	H	W	80-61	South Carolina
F. 8	H	W	86-64	Virginia
F. 9	H	W	62-60	Maryland
F. 15	N2	L	50-66	NC State
F. 16	N2	L	63-79	North Carolina
F. 19	A	L	45-51	South Carolina
F. 22	A	W	52-50	Virginia
F. 23	A	L	67-69	Maryland
F. 28	N3	L	78-79	NC State

N1 — Poinsettia Classic, Greenville, S.C.; N2 — North-South Doubleheader, Charlotte, N.C.; N3 — ACC Tournament, Raleigh, N.C.

1963-64 (13-12 OVERALL, 8-6 ACC, 3RD)

D. 3	H	W	66-64	North Carolina
D. 5	H	L	86-87	Georgia
D. 8	A	L	57-68	The Citadel
D. 14	A	L	52-75	Duke (NR,3)
D. 16	A	L	48-56	Maryland
D. 17	A	W	53-52	Virginia
D. 20	H	W	100-80	Virginia Military
D. 28	A1	L	55-76	Texas Western (NR,14u)
D. 30	N1	L	71-73	Baylor
J. 4	A	W	87-61	Wake Forest
J. 8	H	L	75-81	Duke (NR,9)

THE 1961-62
TIGERS



J. 11	H	W	74-64	Erskine
J. 14	A	W	74-68	Furman
J. 25	A	L	56-67	South Carolina
F. 4	H	L	58-66	Furman
F. 6	A	W	83-81	Georgia
F. 8	A	W	66-52	NC State
F. 14	N2	W	97-90	North Carolina
F. 15	N2	L	43-45	NC State
F. 21	H	L	73-75	Wake Forest
F. 25	H	W	63-50	South Carolina
F. 28	H	W	83-68	Maryland
F. 29	H	W	90-73	Virginia
M. 5	N3	W	81-67	Maryland
M. 6	N3	L	64-86	Wake Forest

N1 — Sun Bowl Carnival, El Paso, Texas; N2 — North-South Doubleheader, Charlotte, N.C.; N3 — ACC Tournament, Raleigh, N.C.; ^ denotes overtime

1964-65 (8-15 OVERALL, 4-10 ACC, 6TH)

D. 1	A	L	59-77	North Carolina
D. 5	H	W	72-60	Georgia
D. 7	H	W	90-75	The Citadel
D. 16	H	L	79-80	Duke (NR,6)
D. 22	A	L	75-93	Georgia
D. 28	N1	W	77-65	Auburn
D. 29	N1	L	59-68	Baylor
J. 5	H	W	80-66	Furman
J. 7	H	L	65-67	Maryland
J. 9	H	W	99-72	Virginia
J. 12	A	L	81-106	Duke (NR,10)
J. 30	H	W	94-87	South Carolina
F. 1	A	L	75-82	Wake Forest
F. 3	A	L	78-93	Georgia Tech
F. 6	H	L	74-78	N.C. State (NR,18u)
F. 9	A	L	61-74	Furman
F. 13	A	W	72-67	South Carolina
F. 16	H	W	84-65	Wake Forest
F. 19	N2	L	61-62	NC State (NR,18u)
F. 20	N2	L	84-86	North Carolina
F. 26	A	L	71-88	Maryland
F. 27	A	L	67-69	Virginia
M. 4	N3	L	50-61	Maryland

N1 — Poinsettia Classic, Greenville, S.C.; N2 — North-South Doubleheader, Charlotte, N.C.; N3 — ACC Tournament, Raleigh, N.C.; ^ denotes overtime

1965-66 (15-10 OVERALL, 8-6 ACC, T-3RD)

D. 1	H	W	84-74	North Carolina
D. 4	A	L	68-83	Duke
D. 17	N1	W	76-62	Alabama
D. 18	A1	L	62-72	Virginia Tech
D. 29	N2	W	85-57	Mississippi
D. 30	N2	W	77-67	Manhattan
J. 3	A	L	48-57	South Carolina
J. 6	A	L	72-87	Georgia Tech
J. 11	H	L	85-87	Duke (NR,1)
J. 15	H	W	86-82	South Carolina
J. 18	A	W	70-61	The Citadel

J. 22	H	L	87-90	Virginia Tech
J. 28	H	W	70-69	Virginia
J. 29	H	W	71-66	Maryland
F. 1	A	W	72-71	Wake Forest
F. 3	H	W	107-72	Furman
F. 5	A	L	58-76	NC State
F. 10	A	W	98-86	Furman
F. 14	H	W	104-89	Wake Forest
F. 18	N3	L	66-70	North Carolina
F. 19	N3	W	76-74	NC State
F. 22	H	W	106-90	Georgia Tech
F. 25	A	L	61-63	Virginia
F. 26	A	W	81-69	Maryland
M. 3	N4	L	52-60	South Carolina

N1 — VPI Invitational, Blacksburg, Va.; N2 — Poinsettia Classic, Greenville, S.C.; N3 — North-South Doubleheader, Charlotte, N.C.; N4 — ACC Tournament, Raleigh, N.C.; ^ denotes overtime

1966-67 (17-8 OVERALL, 9-5 ACC, 4TH)

D. 1	A	L	65-76	North Carolina
D. 3	H	W	102-85	The Citadel
D. 16	N1	W	73-64	Miami (Fla.)
D. 17	A1	L	44-52	Tennessee
D. 29	N2	W	92-82	Louisiana State
D. 30	A2	W	83-66	Furman
J. 5	A	W	76-55	Georgia Tech
J. 7	A	W	80-68	South Carolina
J. 10	A	L	61-85	Duke
J. 12	A	W	69-68	Furman
J. 14	A	W	102-88	Virginia
J. 16	A	L	48-68	Maryland
J. 19	A	W	82-67	Furman
J. 21	A	W	70-68	Virginia Tech
J. 24	H	L	77-88	Georgia Tech
J. 31	A	L	80-90	Wake Forest
F. 4	H	W	80-60	NC State
F. 7	H	W	73-57	South Carolina
F. 11	H	W	70-68	Wake Forest
F. 14	H	W	73-68	Duke (NR,14)
F. 17	N3	W	62-50	NC State
F. 18	N3	W	92-88	North Carolina (NR, 4)
F. 25	H	W	65-61	Maryland
F. 27	H	L	71-73	Virginia
M. 9	N4	L	61-63	Wake Forest

N1 — Volunteer Classic, Knoxville, Tenn.; N2 — Poinsettia Classic, Greenville, S.C.; N3 — North-South Doubleheader, Charlotte, N.C.; N4 — ACC Tournament, Greensboro, N.C.; ^ denotes overtime

1967-68 (4-20 OVERALL, 3-11 ACC, T-7TH)

D. 4	A	L	70-77	The Citadel
D. 29	N1	L	63-74	Hardin-Simmons
D. 30	A1	W	78-53	Furman
J. 4	H	L	68-70	Furman
J. 6	H	L	71-93	South Carolina
J. 9	A	L	79-101	Duke
J. 11	H	L	92-95	Virginia
J. 13	H	L	83-115	North Carolina (NR,3)

J. 15	H	W	94-93	Maryland
J. 20	A	L	73-81	Virginia
J. 24	A	L	81-104	Louisiana State
J. 27	H	L	78-101	Virginia Tech
J. 30	H	W	70-67	Wake Forest
F. 1	A	L	64-99	Georgia Tech
F. 3	A	L	66-78	NC State
F. 7	A	L	74-89	South Carolina
F. 10	A	W	78-66	Wake Forest
F. 16	N2	L	74-96	North Carolina (NR,3)
F. 17	N2	L	67-69	NC State
F. 20	H	L	70-82	Duke (NR,8)
F. 22	A	L	64-66	Furman
F. 24	A	L	68-81	Maryland
F. 28	H	L	51-80	Georgia Tech
M. 7	N3	L	40-43	Duke (NR,6)

N1 — Poinsettia Classic, Greenville, S.C.; N2 — North-South Doubleheader, Charlotte, N.C.; N3 — ACC Tournament, Greensboro, N.C.; ^ denotes overtime

1968-69 (6-19 OVERALL, 2-12 ACC, T-7TH)

N. 30*	H	W	76-72	Georgia Tech
D. 7	H	L	85-86	Louisiana State
D. 16	A	L	69-90	North Carolina (NR,2)
D. 19	A	W	96-74	Alabama
D. 21	N1	L	72-92	Auburn
D. 28	A	L	70-96	Duke
J. 2	H	L	72-73	The Citadel
J. 4	A	L	62-77	South Carolina
J. 8	A	L	66-72	Georgia Tech
J. 11	A	L	75-82	Virginia
J. 13	A	L	78-83	Maryland
J. 16	H	W	91-70	Furman
J. 23	A	W	95-82	Furman
J. 25	A	L	75-86	Virginia Tech
F. 1	H	W	78-77	NC State
F. 5	H	L	76-85	Duke
F. 7	H	L	67-70	Florida State
F. 10	H	L	79-106	South Carolina
F. 14	N2	L	74-84	NC State
F. 15	N2	L	81-107	North Carolina (NR,2)
F. 18	A	L	84-100	Wake Forest
F. 22	H	L	83-84	Maryland
F. 24	H	W	92-90	Virginia
F. 27	H	L	104-112	Wake Forest
M. 6	N3	L	70-94	North Carolina (NR,4)

N1 — Birmingham, Ala.; N2 — North-South Doubleheader, Charlotte, N.C.; N3 — ACC Tournament, Charlotte, N.C.; ^ denotes overtime; * — first game in Littlejohn Coliseum

1969-70 (7-19 OVERALL, 2-12 ACC, 8TH)

D. 4	H	L	60-61	Auburn
D. 17	H	W	104-95	Alabama
D. 20	N1	L	103-111	Louisiana State (NR,15)
D. 22	A2	L	82-90	Texas-El Paso
D. 23	N2	L	63-78	Texas A&M
J. 7	A	L	84-96	Georgia Tech
J. 10	H	W	104-87	Virginia

ALL-TIME RESULTS

J. 12	H	L	68-75	Maryland
J. 15	H	L	91-96	North Carolina (NR,7)
J. 17	A	W	81-80	Furman
J. 19	H	W	88-78	Georgia Tech
J. 22	A	L	80-122	Florida State
J. 24	H	W	87-79	Virginia Tech
J. 26	H	L	76-97	South Carolina (NR,3)
J. 28	H	W	93-67	Furman
J. 31	A	L	87-119	NC State (NR,8)
F. 4	H	L	88-92	Duke
F. 7	A	L	52-99	South Carolina (NR,2)
F. 9	A	L	75-91	Duke
F. 13	N3	L	66-110	North Carolina (NR,10)
F. 14	N3	L	84-102	NC State (NR,5)
F. 18	A	L	71-97	Wake Forest
F. 21	A	L	79-94	Virginia
F. 23	A	L	85-103	Maryland
F. 28	H	W	105-95	Wake Forest
M. 5	N4	L	33-34	South Carolina (NR,3)
N1 — Charlotte, N.C.; A2,N2 — Sun Bowl Carnival, El Paso, Texas; N3 — North-South Doubleheader, Charlotte, N.C.; N4 — ACC Tournament, Charlotte, N.C.				

1970-71 (9-17 OVERALL, 3-11 ACC, 8TH)

D. 3	H	W	67-54	Furman
D. 5	H	W	61-46	Mercer
D. 18	A1	L	61-75	Vanderbilt
D. 19	N1	W	67-51	Southern Methodist
J. 2	A	L	53-81	South Carolina (NR,2)
J. 6	A	L	55-72	Georgia Tech
J. 9	A	L	56-66	Virginia
J. 11	A	L	52-56	Maryland
J. 14	A	L	72-92	North Carolina (NR,15)
J. 16	H	L	56-82	Duke
J. 18	H	W	59-50	NC State
J. 20	H	L	64-74	Georgia Tech
J. 23	A	L	66-76	Virginia Tech
J. 28	H	W	45-44	Virginia (NR,15)
J. 30	H	W	^91-87	Indiana State
F. 1	A	L	61-77	Furman
F. 6	H	L	44-47	South Carolina (NR,7)
F. 8	H	W	77-52	Rollins
F. 12	N2	L	^57-64	NC State
F. 13	N2	L	48-86	North Carolina (NR,11)
F. 16	A	L	57-74	Wake Forest
F. 20	H	W	56-53	Virginia Tech
F. 23	H	W	^51-45	Maryland
F. 26	H	L	54-64	Wake Forest
M. 2	A	L	60-70	Duke
M. 11	N3	L	41-76	North Carolina (NR,13)
A1,N1 — Music City Classic, Nashville, Tenn.; N2 — North-South Doubleheader, Charlotte, N.C.; N3 — ACC Tournament, Greensboro, N.C.; ^ denotes overtime				

1971-72 (10-16 OVERALL, 2-12 ACC, 7TH)

D. 4	N1	L	65-76	Davidson
D. 11	H	W	^72-66	Purdue
D. 18	A	W	^82-77	Indiana State
D. 21	A	L	64-93	Cincinnati
D. 29	N2	W	67-49	Holy Cross
D. 30	N2	W	77-67	Auburn
J. 5	A	W	66-57	Georgia Tech
J. 8	H	W	63-61	Maryland (NR,12)
J. 12	H	L	61-81	North Carolina (NR,3)
J. 15	A	L	69-71	Duke
J. 17	A	L	46-58	NC State
J. 19	H	W	74-72	Furman
J. 22	H	W	85-73	Virginia Tech
J. 29	H	W	83-70	Georgia Tech
J. 31	H	L	58-62	Virginia (NR,8)
F. 2	A	L	44-48	Virginia Tech
F. 5	H	L	58-62	South Carolina (NR,8)
F. 11	N3	L	50-73	North Carolina (NR,3)
F. 12	N3	L	59-74	NC State
F. 16	A	L	51-59	Wake Forest
F. 19	A	L	57-67	Maryland (NR,19)
F. 21	A	L	60-62	Virginia (NR,6)
F. 26	H	L	63-70	Wake Forest
M. 1	H	W	59-40	Duke
M. 4	A	L	64-77	South Carolina (NR,8)
M. 9	N4	L	52-54	Maryland (NR,13)
N1 — Charlotte, N.C.; N2 — Poinsettia Classic, Greenville, S.C.; N3 — North-South Doubleheader, Charlotte, N.C.; N4 — ACC Tournament, Greensboro, N.C.; ^ denotes overtime				

1972-73 (12-14 OVERALL, 4-8 ACC, T-4TH)

N. 28	H	W	86-77	Georgia Tech
D. 2	N1	L	59-65	Davidson
D. 6	A	L	69-83	Furman
D. 9	H	W	89-68	Presbyterian

D. 16	N2	L	60-63	Villanova
D. 22	H	W	70-63	Kent State
D. 28	N3	W	80-65	Pepperdine
D. 29	A3	L	59-70	Furman
J. 3	H	W	75-68	Niagara
J. 6	H	L	75-79	Maryland (NR,2)
J. 10	A	L	58-92	North Carolina (NR, 7)
J. 13	A	L	73-75	Duke
J. 17	A	L	59-87	St. John's (NR,17)
J. 20	H	L	76-86	NC State (NR,2)
J. 24	H	W	72-54	The Citadel
J. 27	H	W	64-63	Virginia
F. 3	A	W	74-57	Georgia Tech
F. 6	H	W	89-68	Stetson
F. 9	N4	L	61-68	NC State (NR,2)
F. 10	N4	L	69-84	North Carolina (NR, 6)
F. 14	H	W	86-61	Wake Forest
F. 17	A	L	66-69	Maryland (NR,10)
F. 19	A	W	^56-54	Virginia
F. 24	A	L	55-58	Wake Forest
F. 28	H	W	75-50	Duke
M. 8	N5	L	61-77	Maryland (NR,10)
N1 — Charlotte, N.C.; N2 — Philadelphia, Pa.; A3,N3 — Poinsettia Classic, Greenville, S.C.; N4 — North-South Doubleheader, Charlotte, N.C.; N5 — ACC Tournament, Greensboro, N.C.; ^ denotes overtime				

1973-74 (14-12 OVERALL, 3-9 ACC, T-5TH)

N. 30	H1	W	87-72	Auburn
D. 1	H1	W	68-58	Saint John's
D. 5	A	W	^81-80	Purdue
D. 7	N2	L	58-65	Florida State
D. 8	N2	W	71-66	Duquesne
D. 15	H	W	63-61	Georgia Tech
D. 18	H	L	70-74	Louisville (NR,8)
D. 28	N3	W	78-63	Delaware
D. 29	A3	W	75-67	Furman
J. 5	A	L	60-89	Maryland (NR,3)
J. 9	H	L	90-102	North Carolina (NR,5)
J. 12	A	L	68-96	NC State (NR,4)
J. 16	A	L	50-63	Duke
J. 19	A	L	65-74	Wake Forest
J. 23	H	W	58-54	Furman
J. 26	H	W	61-51	Virginia
J. 30	H	W	^62-58	The Citadel
F. 2	A	L	60-61	North Carolina (NR,4)
F. 6	H	W	73-65	East Tennessee St.
F. 13	H	W	74-73	Wake Forest
F. 16	H	L	54-56	Maryland (NR,6)
F. 20	A	L	68-81	Virginia
F. 23	H	L	75-80	NC State (NR,1)
F. 27	H	W	74-68	Duke
M. 2	A	W	71-58	Georgia Tech
M. 7	N4	L	63-68	Virginia
H1 — IPTAY Tournament; N2 — Steel Bowl Tournament, Pittsburgh, Pa.; N3 — Poinsettia Classic, Greenville, S.C.; N4 — ACC Tournament, Greensboro, N.C.; ^ denotes overtime				

1974-75 (17-11 OVERALL, 8-4 ACC, T-2ND)

Ranked 19th in final UPI Poll				
N. 29	H1	W	93-80	Mississippi
N. 30	H1	L	75-76	Pennsylvania (NR,14)
D. 4	H	W	82-69	Furman
D. 7	H	W	103-57	Appalachian State
D. 18	A	L	75-90	Louisville (NR,4)
D. 20	N2	L	63-67	La Salle
D. 21	A2	L	69-71	Dayton

D. 27	N3	W	63-59	Auburn
D. 28	A3	L	52-66	Minnesota
D. 31	A	W	92-73	Florida Southern
J. 4	H	W	86-68	Virginia
J. 9	A	L	72-74	North Carolina (NR,15)
J. 15	A	L	72-75	Duke
J. 18	H	W	80-77	Wake Forest
J. 22	H	W	83-82	Maryland (NR,3)
J. 25	A	W	74-64	Virginia
J. 29	H	W	106-75	The Citadel
F. 1	H	W	80-72	North Carolina (NR,10)
F. 4	A	L	89-92	NC State (15,6)
F. 12	A	W	71-54	W. Forest (18,NR)
F. 15	H	W	100-66	Duke (18,NR)
F. 19	A	W	85-69	Georgia Tech (16,NR)
F. 22	H	W	92-70	NC State (16,4)
F. 26	A	L	64-70	Maryland (11,2)
M. 1	H	W	93-59	Biscayne (11,NR)
M. 6	N4	W	78-76	Duke (14,NR)
M. 7	N4	L	^71-76	North Carolina (14,12)
M. 15	N5	L	86-91	Providence (14,NR)
H1 — IPTAY Tournament; A2,N2 — Dayton Invitational, Dayton, Ohio; A3,N3 — Pillsbury Classic, Minneapolis, Minn.; N4 — ACC Tournament, Greensboro, N.C.; N5 — NIT, New York, N.Y.; ^ denotes overtime				

1975-76 (18-10 OVERALL, 5-7 ACC, T-4TH)

N. 28	H1	W	78-64	Harvard
N. 29	N1	L	^81-87	Austin Peay
D. 3	A	W	^92-86	Furman
D. 6	H	W	93-49	Baptist
D. 13	H	W	103-64	Presbyterian
D. 16	A	W	59-54	Jacksonville
D. 19	N2	W	82-46	Middle Tennessee
D. 20	A2	L	66-77	Tennessee (NR,11)
D. 29	N3	W	80-60	Boston College
D. 30	N3	W	72-54	Davidson
J. 2	H	W	103-71	Biscayne
J. 7	H	L	64-83	North Carolina (NR,6)
J. 10	A	W	81-68	The Citadel
J. 14	H	W	^102-96	Duke
J. 17	A	W	86-81	Wake Forest (NR,5)
J. 21	A	W	82-77	Maryland (NR, 2)
J. 24	H	L	62-69	Virginia
J. 28	H	W	89-65	Furman
J. 31	A	L	64-79	North Carolina (NR,4)
F. 3	A	L	89-92	NC State (NR,10)
F. 11	H	L	77-84	Wake Forest
F. 14	H	L	89-98	Maryland (NR,4)
F. 18	A	L	77-90	Virginia
F. 21	H	W	103-90	NC State (NR,12)
F. 25	A	W	90-89	Duke
F. 28	H	W	122-79	Florida Southern
M. 4	N4	W	76-63	Wake Forest
M. 5	N4	L	74-82	North Carolina (NR,4)
H1 — IPTAY Tournament; A2,N2 — Volunteer Classic, Knoxville, Tenn.; N3 — Charlotte Invitational, Charlotte, N.C.; N4 — ACC Tournament, Landover, Md.; ^ denotes overtime				

1976-77 (22-6 OVERALL, 8-4 ACC, T-2ND)

N. 26	H	W	104-50	Yale
N. 27	H1	W	108-92	Florida State
D. 1	H	W	110-72	Furman
D. 4	H	W	110-55	Georgia Southern
D. 11	H	W	133-78	Tennessee Tech (16,NR)
D. 14	H	W	98-67	Buffalo (13,NR)
D. 16	N2	W	94-42	Biscayne (13,NR)

D. 18	A	W	78-64	Stetson (13,NR)
D. 27	A3	L	49-67	Marquette (11,6)
D. 28	N3	W	128-76	Boston College (11,NR)
J. 5	N4	L	63-91	North Carolina (16,6)
J. 8	H	W	98-69	Georgia Tech (16,NR)
J. 12	A	W	^80-73	Duke (17,NR)
J. 15	H	L	82-84	Wake Forest (17,7)
J. 19	H	W	93-71	Maryland (NR,13)
J. 22	A	W	63-54	Virginia
J. 26	A	W	94-86	Furman (19,NR)
J. 29	H	W	93-73	North Carolina (19,4)
F. 1	H	W	60-59	NC State (16,NR)
F. 3	H	W	77-55	Cleveland State (16,NR)
F. 8	A	W	70-66	Wake Forest (15,4)
F. 12	A	L	78-84	Maryland (15,NR)
F. 16	H	L	65-71	Virginia (18,NR)
F. 19	A	W	68-66	NC State (18,NR)
F. 23	H	W	67-63	Duke (18,NR)
F. 26	H	W	120-56	Roanoke (19,NR)
M. 3	N5	W	82-74	Duke (18,NR)
M. 4	N5	L	60-72	Virginia (18,NR)
H1 — IPTAY Tournament; N2 — Miami, Fla.; N3 — Dairyland Classic, Milwaukee, Wis.; N4 — Greensboro, N.C.; N5 — ACC Tournament, Greensboro, N.C.; ^ denotes overtime				

1977-78 (15-12 OVERALL, 3-9 ACC, T-6TH)

N. 25	H1	W	125-62	Texas Christian
N. 26	H1	W	82-75	Rhode Island
N. 30	A	W	101-83	Furman
D. 3	H	W	99-65	The Citadel
D. 7	H	W	98-58	American
D. 10	A	L	66-72	South Carolina
D. 17	H	W	93-88	Appalachian State
D. 20	N2	W	82-58	Catholic
D. 21	N2	W	94-61	Canisius
D. 30	N3	W	100-55	Boston University
J. 4	H	L	^77-79	North Carolina (NR,2)
J. 7	H	W	79-58	South Carolina
J. 11	H	L	85-107	Duke
J. 14	N4	L	^90-91	Wake Forest
J. 16	A	L	75-90	Maryland
J. 21	H	W	^79-70	Virginia (NR,13)
J. 25	H	L	68-87	Furman
J. 28	A	L	64-98	North Carolina (NR,3)
J. 31	A	L	69-73	NC State
F. 4	H	W	85-65	Stetson
F. 8	H	W	91-81	Wake Forest (NR,14)
F. 11	H	L	75-80	Maryland
F. 15	A	W	63-55	Virginia (NR,17)
F. 18	H	L	65-72	NC State
F. 22	A	L	62-78	Duke (NR,13)
F. 25	H	W	91-47	Biscayne
M. 1	N5	L	72-83	Duke (NR,15)
N1 — IPTAY Tournament; N2 — Charleston, S.C.; N3 — Jacksonville, S.C.; N4 — Greensboro, N.C.; N5 — ACC Tournament, Greensboro, N.C.; ^ denotes overtime				

1978-79 (19-10 OVERALL, 5-7 ACC, 5TH)

N. 24	H	W	108-67	Catholic
N. 27	H	W	106-74	Furman
D. 1	H1	W	73-57	Brown
D. 2	H1	W	72-52	Kent State
D. 6	A	W	70-65	South Carolina
D. 9	H	W	71-58	The Citadel
D. 16	H	W	71-56	Western Carolina
D. 28	A2	W	68-57	Texas-El Paso
D. 29	N2	W	58-57	Texas Tech

ALL-TIME RESULTS

J. 3	N3	L	68-90	North Carolina (NR,3)
J. 6	A	L	56-58	The Citadel
J. 10	A	L	54-73	Duke (NR,7)
J. 13	H	W	^71-66	Wake Forest
J. 17	H	L	63-77	Maryland (NR,19)
J. 20	A	L	54-61	Virginia
J. 24	A	L	64-58	Furman
J. 27	H	W	66-61	North Carolina (NR,2)
J. 30	H	W	85-72	NC State (NR,20)
F. 1	H	W	110-73	Colgate
F. 3	H	W	74-64	South Carolina
F. 7	N3	W	85-74	Wake Forest
F. 10	A	L	69-77	Maryland (NR,19)
F. 14	H	L	68-72	Virginia
F. 17	A	L	58-83	NC State
F. 21	H	W	70-49	Duke (NR,6)
F. 24	H	W	81-47	Buffalo State
M. 1	N4	L	67-75	Maryland
M. 7	A5	W	^68-67	Kentucky
M. 12	H6	L	^59-61	Old Dominion

1979-80 (23-9 OVERALL, 8-6 ACC, 4TH)

N. 30	H1	W	90-72	Siena
D. 1	H1	W	94-61	Middle Tennessee
D. 5	H	W	93-73	South Carolina
D. 8	H	W	93-59	Baptist
D. 15	H	W	98-73	Rider
D. 17	H	W	113-74	Georgia Southern
D. 27	N2	W	79-68	Texas Tech
D. 28	N2	W	85-65	UNC-Charlotte
D. 29	N2	L	67-72	Oregon State (NR,18)
J. 2	H	W	93-76	North Carolina (NR,6)
J. 5	A	W	56-48	Georgia Tech
J. 9	H	W	^87-82	Duke (18,1)
J. 12	A	L	83-86	Wake Forest (18,NR)
J. 16	A	L	83-84	Maryland (17,NR)
J. 19	H	W	88-68	Virginia (17, 12)
J. 23	H	W	85-67	Furman (12,NR)
J. 26	A	L	70-73	North Carolina (12,13)
J. 29	A	L	67-80	NC State (16,NR)
J. 31	H	W	76-52	Georgia Tech (16,NR)
F. 2	A	W	61-60	South Carolina (16,NR)
F. 6	H	W	86-69	Wake Forest (16,NR)
F. 9	H	W	90-81	Maryland (16,7)
F. 13	A	L	87-89	Virginia (10,NR)
F. 16	H	W	78-70	NC State (10,20u)
F. 20	A	L	^82-87	Duke (12,17)
F. 22	H	W	38-27	UNC-Asheville (12,NR)
F. 28	N3	W	57-49	Virginia (17,NR)
F. 29	N3	L	85-91	Maryland (17,7)
M. 6	N4	W	76-73	Utah State
M. 8	N4	W	71-66	Brigham Young (NR,12)
M. 12	N5	W	74-66	Lamar
M. 15	N5	L	74-85	UCLA

1980-81 (20-11 OVERALL, 6-8 ACC, T-5TH)

N. 28	N1	W	82-64	Cornell
N. 29	H1	W	99-71	Fairfield
D. 3	H	W	102-59	Samford
D. 6	A	W	82-69	South Carolina
D. 13	H	W	108-41	Illinois Tech
D. 16	H	W	124-70	West Virginia Tech
D. 19	N2	W	67-56	Illinois State
D. 20	A2	L	67-68	Marquette
D. 28	N3	W	^50-49	Louisiana Tech
D. 29	N3	W	58-57	Indiana (NR,15)
D. 30	A3	W	^75-71	Hawaii
J. 3	H	W	76-68	NC State
J. 7	A1	W	65-54	Georgia Tech (20,NR)
J. 10	A	L	71-73	Wake Forest (20,6)
J. 14	H	W	82-58	The Citadel (19,NR)
J. 17	H	L	^62-68	Maryland (19,10)
J. 19	H	L	59-74	Virginia (19,2)
J. 21	H	W	72-48	Georgia Tech (19,NR)
J. 24	A	L	57-75	Duke (19,NR)
J. 28	H	L	47-61	North Carolina (NR,12)
J. 31	A	W	69-67	Furman
F. 4	A	W	82-76	NC State
F. 8	H	W	115-91	South Carolina
F. 12	A	L	70-72	Maryland (NR,19)
F. 14	A	L	58-73	Virginia (NR,1)
F. 18	H	W	81-71	Wake Forest (NR,11)
F. 21	A	L	61-75	North Carolina (NR,13)
F. 25	H	W	^54-52	Duke

F. 28	H	W	91-69	Baltimore
M. 5	N4	L	71-80	Wake Forest (NR,11)
M. 12	H5	L	82-90	Temple

1981-82 (14-14 OVERALL, 4-10 ACC, T-6TH)


N. 27	H1	W	109-91	Bowling Green
N. 28	H1	W	79-72	Stetson
D. 2	H	W	102-53	Austin Peay State
D. 5	H	W	61-60	Arkansas-Little Rock
D. 12	H	W	67-65	South Carolina
D. 14	H	W	96-56	West Chester State
D. 18	N2	L	68-80	Iowa (NR,6)
D. 19	N2	W	59-32	Mississippi State
J. 2	A	L	59-75	NC State (NR,20)
J. 6	A	W	62-57	Georgia Tech
J. 9	H	L	54-68	Wake Forest
J. 16	A	L	57-62	Maryland
J. 17	A	L	68-89	Virginia (NR,3)
J. 20	H	W	55-49	Georgia Tech
J. 23	H	L	44-50	Duke
J. 27	A	L	72-77	North Carolina (NR,2)
J. 30	A	W	88-56	The Citadel
F. 3	H	W	65-54	NC State
F. 6	A	L	86-94	South Carolina
F. 10	A	L	76-94	Wake Forest (NR,16)
F. 13	H	L	54-56	Virginia (NR,1)
F. 15	H	W	79-62	Furman
F. 17	H	W	75-66	Maryland
F. 20	H	L	49-55	North Carolina (NR,2)
F. 24	A	L	^72-73	Duke
F. 27	H	W	91-70	Maryland-Eastern Shore
M. 5	N3	L	54-56	Virginia (NR,3)
M. 12	H4	L	49-53	Mississippi

1982-83 (11-20 OVERALL, 2-12 ACC, 8TH)

N. 26	N1	W	^82-79	Texas A&M
N. 27	N1	L	63-72	Vanderbilt
N. 28	N1	L	66-76	Washington
D. 3	H2	W	85-73	Bucknell
D. 4	H2	L	58-60	Southern Miss
D. 6	H	W	63-56	The Citadel
D. 11	H	W	95-69	Presbyterian
D. 15	H	W	76-59	Campbell
D. 18	H	L	72-75	Vanderbilt
D. 28	N3	L	54-60	Kansas State
D. 29	N3	L	59-69	Texas-El Paso
J. 4	A	W	51-50	Furman
J. 7	H	L	70-76	NC State (NR,16)
J. 11	A	L	66-71	Georgia Tech
J. 15	A	L	76-89	Wake Forest
J. 19	H	L	61-80	Maryland
J. 22	A	L	87-105	Virginia (NR,7)
J. 24	H	W	58-56	Georgia Tech
J. 27	A	L	77-94	South Carolina
J. 29	A	L	96-99	Duke
F. 2	H	L	81-84	North Carolina (NR,1)
F. 5	H	W	81-60	Baptist
F. 9	A	L	83-90	NC State
F. 12	H	W	86-81	South Carolina
F. 16	H	L	82-86	Wake Forest
F. 19	A	L	88-92	Maryland
F. 23	H	L	^83-85	Virginia (NR,3)
F. 27	A	L	80-93	North Carolina (NR,11)
M. 2	H	W	93-86	Duke
M. 5	H	W	92-88	Illinois-Chicago
M. 11	N4	L	79-105	North Carolina (NR,5)

1983-84 (14-14 OVERALL, 3-11 ACC, 8TH)

N. 26	H	W	105-55	Wagner
N. 26	H1	W	^66-61	Marquette
N. 30	H1	W	71-67	Furman
D. 3	H	W	72-71	South Carolina
D. 10	H	W	92-70	The Citadel
D. 17	A	W	70-62	Vanderbilt
D. 19	H	W	102-52	Baylor
D. 28	A	L	55-69	Nevada-Las Vegas
D. 30	N1	L	61-63	Marshall
J. 4	H	W	97-63	Saint Francis
J. 9	H	W	63-61	NC State (NR,12)
J. 11	H	W	79-69	Georgia Tech
J. 14	H	W	71-59	Baptist
J. 17	A	L	72-85	Maryland (NR,7)



JOHN "MOOSE" CAMPBELL
AVERAGED 10.9 POINTS PER
GAME ON CLEMSON'S 1980
NCAA ELITE EIGHT TEAM.

J. 21	H	L	73-74	Virginia
J. 26	A	L	52-59	Georgia Tech
J. 28	H	L	65-67	Duke
F. 1	A2	L	75-97	North Carolina (NR,1)
F. 4	H	L	^72-76	Wake Forest (NR,15)
F. 8	A	L	59-69	NC State
F. 11	A	W	61-59	South Carolina
F. 15	A2	L	57-68	Wake Forest (NR,13)
F. 18	H	L	^65-66	Maryland (NR,17u)
F. 21	A	L	70-77	Virginia
F. 26	H	L	71-82	North Carolina (NR,1)
F. 29	A	W	77-76	Duke (NR,15)
M. 3	H	W	62-52	Campbell
M. 9	N2	L	66-78	North Carolina (NR,1)

1984-85 (16-13 OVERALL, 5-9 ACC, T-6TH)

N. 26	H	L	^67-68	Tennessee Tech
N. 30	H1	W	90-55	Campbell
D. 1	H1	W	79-69	South Alabama
D. 5	A	L	66-71	South Carolina
D. 8	H	W	89-62	Augusta
D. 15	H	W	81-75	Middle Tennessee
D. 19	A	W	^55-53	Furman
D. 28	N2	W	86-72	Massachusetts
D. 29	A2	W	81-74	Vanderbilt
J. 2	H	W	84-77	Appalachian State
J. 8	A	W	90-81	Georgia Tech (NR,8)
J. 10	H	L	68-71	NC State
J. 12	A	L	61-83	Wake Forest
J. 16	A	L	84-94	Maryland
J. 19	H	W	82-62	Virginia
J. 23	H	L	59-64	Georgia Tech (NR,16)
J. 26	H	L	83-100	Duke (NR,5)
J. 30	H	W	52-50	North Carolina (NR,11)
F. 2	H	W	96-65	Delaware State
F. 6	A	L	57-69	NC State
F. 9	H	W	98-81	South Carolina
F. 13	H	W	80-65	Wake Forest
F. 17	H	W	71-64	Maryland (NR,10)
F. 20	A	L	66-69	Virginia
F. 23	A	L	50-84	North Carolina (NR,13)
F. 27	A	L	73-90	Duke (NR,6)
M. 2	H	W	100-55	Winthrop
M. 8	N3	L	63-70	NC State (NR,18)
M. 15	%A	L	65-67	UT-Chattanooga

1985-86 (19-15 OVERALL, 3-11 ACC, 7TH)

N. 25	H	W	83-57	Maryland-Eastern Shore
N. 29	H1	W	92-67	East Tennessee St.
N. 30	H1	W	70-60	South Florida

D. 2	H	W	101-63	Rider
D. 4	H	W	79-36	Morgan State
D. 7	H	W	^73-66	South Carolina
D. 14	H	W	87-60	Bethune-Cookman
D. 16	H	W	89-63	Baptist
D. 18	H	W	100-60	Georgia State
D. 21	A	W	65-64	Texas Tech
D. 28	N1	W	81-76	Bradley
D. 29	N1	L	64-69	Missouri
D. 30	N1	W	69-62	Seton Hall
J. 6	H	W	91-64	Wake Forest
J. 11	H	L	81-83	Virginia
J. 13	A	L	57-60	NC State
J. 15	H	L	71-83	Georgia Tech (NR,5)
J. 23	A	L	64-65	South Carolina
J. 25	A	W	46-43	Wake Forest
J. 29	A	L	78-89	Duke (NR,5)
F. 1	A	L	67-85	North Carolina (NR,1)
F. 5	H	L	^69-73	NC State (NR,19u)
F. 8	A	L	69-78	Maryland
F. 12	H	L	64-79	North Carolina (NR,1)
F. 13	H	W	96-52	Florida A&M
F. 15	H	W	70-60	Maryland
F. 17	H	W	75-57	Furman
F. 22	A	L	69-82	Virginia
F. 26	H	L	69-77	Duke (NR,1)
M. 2	A	L	63-74	Georgia Tech (NR,4)
M. 7	N2	L	61-79	Georgia Tech (NR,6)
M. 13	%H	W	99-81	Middle Tennessee
M. 17	%A	W	77-65	Georgia
M. 20	%A	L	57-62	Wyoming

1986-87 (25-6 OVERALL, 10-4 ACC, 2ND)

Ranked 13th by AP, 15th by UPI				
N. 28	H1	W	108-91	Georgia State
N. 29	H1	W	92-77	Boston University
D. 3	H	W	89-58	UNC-Asheville
D. 6	H	W	86-72	Texas Tech
D. 14	A	W	71-65	South Carolina
D. 16	H	W	103-45	Prairie View A&M
D. 17	H	W	112-39	Armstrong State
D. 29	N1	W	95-42	Delaware State
D. 30	A1	W	76-44	Arkansas-Little Rock
J. 2	N2	W	90-86	Fordham
J. 3	A2	W	93-74	Hawaii Pacific
J. 7	H	W	73-69	NC State (20,18)
J. 10	A	W	^91-88	Wake Forest (20,NR)
J. 12	H	W	108-55	Fla. International (12,NR)
J. 14	H	W	94-77	Furman (12,NR)
J. 17	H	W	72-64	Maryland (12,NR)
J. 20	A	W	67-66	Georgia Tech (10,NR)
J. 24	H	L	^103-105	Duke (10,12)
J. 26	H	W	96-69	Winthrop (14,NR)

ALL-TIME RESULTS

J. 28 H L 99-108 North Carolina (14,1)
J. 31 H W 89-83 Virginia (14,NR)
F. 4 A W 80-79 Maryland (12,NR)
F. 7 H W 74-52 South Carolina (12,NR)
F. 11 A W 78-75 NC State (12,NR)
F. 14 A W ^94-90 Virginia (12,NR)
F. 18 H W 87-71 Wake Forest (10,NR)
F. 21 A L 80-96 North Carolina (10,3)
F. 25 H W 88-77 Georgia Tech (13,NR)
F. 28 A L 59-65 Duke (13,17)
M. 6 N3 L 62-69 Wake Forest (13,NR)
M. 13 N4 L 60-65 SW Missouri St. (13,NR)
H1 — IPTAY Tournament; N1 — TCBY Arkansas-Little Rock Classic; N2 — Hawaii Pacific Tournament; N3 — ACC Tournament, Landover, Md.; N4 — NCAA Southeast Regional, Atlanta, Ga.; ^ denotes overtime

1987-88 (14-15 OVERALL, 4-10 ACC, 7TH)

N. 27 N1 W 69-54 Oregon State
N. 30 H W 81-60 Baptist
D. 2 H W 71-61 Towson State
D. 5 H W 103-68 Mercer
D. 12 H W 76-57 Coastal Carolina
D. 15 H L 85-88 Southern Miss
D. 16 H W 91-45 Augusta
D. 28 N2 L 88-93 Michigan (NR,11)
D. 29 N2 W 98-47 Fla. International
J. 6 A L 61-70 NC State
J. 9 A L 53-68 Maryland
J. 10 A L 75-77 Virginia
J. 13 H W 83-48 Rider
J. 16 H W 75-62 Wake Forest
J. 20 H W 76-65 Furman
J. 23 H W 69-65 South Carolina
J. 26 A L 76-85 Georgia Tech
F. 1 A L 63-101 Duke (NR, 5)
F. 4 H L 64-88 North Carolina (NR,8)
F. 6 A L 63-75 South Carolina
F. 10 H L 66-70 Maryland
F. 18 H L 63-88 NC State
F. 21 H W 65-62 Virginia
F. 24 A3 L 73-79 Wake Forest
F. 28 A L 52-88 North Carolina (NR,9)
M. 2 H W 79-77 Duke (NR,9)
M. 5 H W ^97-94 Georgia Tech (NR,13)
M. 11 N3 L 72-79 NC State (NR,11)
M. 18 A4 L 69-74 Southern Miss
N1 — Taiwan; N2 — South Florida Invitational; N3 — ACC Tournament, Greensboro, N.C.; A4 — NIT; ^ denotes overtime

1988-89 (19-11 OVERALL, 7-7 ACC, 6TH)

N. 28 H W 96-82 The Citadel
D. 1 A W 79-64 Furman
D. 3 A L 70-90 South Carolina
D. 10 H W 79-36 Wagner
D. 13 H W 93-70 S.C. State
D. 17 A W 77-63 Hofstra
D. 27 N1 W 81-77 Middle Tennessee
D. 29 A1 W 74-61 Oregon
D. 30 A1 L 58-72 Oregon State
J. 5 H L 65-73 NC State (NR,16)
J. 7 H W 75-58 Maryland
J. 11 H W 88-70 Virginia
J. 14 A W 75-71 Wake Forest
J. 18 H W 104-74 Youngstown State
J. 21 H W 77-60 Western Carolina
J. 25 A L 74-75 Georgia Tech (NR,22)
J. 29 A L 62-92 Duke (NR,8)
F. 1 H W 85-82 North Carolina (NR,8)
F. 4 H W 78-65 South Carolina
F. 7 A L 87-98 Maryland
F. 11 H W 96-71 Liberty
F. 15 A L 75-90 NC State (NR,19)
F. 18 A L 83-85 Virginia
F. 22 H W 94-83 Wake Forest
F. 25 A L 86-100 North Carolina (NR,5)
M. 1 H W 79-74 Duke (NR,9)
M. 4 H W ^81-79 Georgia Tech (NR,25)
M. 10 N2 L 73-90 Virginia
M. 16 N3 W 83-70 Saint Mary's (NR,22)
M. 18 N3 L 68-94 Arizona (NR,1)
N1 — Far West Classic; N2 — ACC Tournament, Atlanta, Ga.; N3 — NCAA West Regional, Boise, Idaho; ^ denotes overtime

1989-90 (24-8 OVERALL, 10-4 ACC, 1ST)

Ranked 17th by AP and UPI,
13th by USA Today

N. 24 A1 W 87-73 American-PR
N. 25 N1 W 74-61 Stetson
N. 26 N1 L 48-57 Alabama
N. 28 A W 71-54 The Citadel

D. 6 N2 W 72-71 Providence
D. 9 H W 114-76 Radford
D. 18 A# W 104-79 UNC-Charlotte
D. 27 N3 L 71-73 Villanova
D. 28 N3 W 85-65 Niagara
J. 2 A L 77-79 NC State (NR,18)
J. 6 H W 82-77 Maryland
J. 9 A W 76-70 Virginia
J. 11 H W 78-54 UNC-Asheville
J. 13 H W 76-57 Wake Forest
J. 15 H W 117-59 Georgia State
J. 17 H W 97-61 Western Carolina
J. 20 H W 91-58 Hofstra
J. 25 H W 91-90 Georgia Tech (NR,13)
J. 27 A L 60-83 North Carolina
J. 31 A L 80-94 Duke (NR,5)
F. 3 H W 83-65 South Carolina
F. 7 A W 75-73 Maryland
F. 10 H W 74-63 Virginia
F. 12 H W 89-81 NC State
F. 14 H W 85-74 Furman
F. 21 A W 89-75 Wake Forest
F. 24 H W 69-61 North Carolina (23,NR)
F. 28 H W 97-93 Duke (20,5)
M. 3 A L 69-85 Georgia Tech (20,11)
M. 5 A L 53-54 South Carolina (17,NR)
M. 9 N4 W 79-70 Wake Forest (17,NR)
M. 10 N4 L 66-69 Virginia (17,NR)
M. 15 N5 W *49-47 Brigham Young (17,NR)
M. 17 N5 W *79-75 La Salle (17,12)
M. 22 N6 L *70-71 Connecticut (17,3)
N1 — San Juan Shootout, San Juan, Puerto Rico; N2 — ACC-Big East Challenge, Greensboro Coliseum; # — Charlotte Coliseum; N3 — Texaco Star Classic, San Diego, Calif.; N4 — ACC Tournament, Charlotte, N.C.; N5 — NCAA Eastern Regional, Hartford, Conn.; N6 — NCAA Eastern Regional, East Rutherford, N.J.; * — NCAA participation vacated

1990-91 (11-17 OVERALL, 2-12 ACC, 8TH)

N. 24 H W 90-73 Maryland-BC
N. 26 H W 96-56 Samford
N. 28 H W 91-77 The Citadel
D. 2 H W 68-66 Furman
D. 4 N1 L 62-78 Seton Hall
D. 8 H W 75-68 Wisconsin-Green Bay
D. 15 H L 100-108 UNC-Charlotte
D. 17 H W 103-83 S.C. State
D. 20 N2 W 71-70 Coppin State
D. 21 N2 W 99-89 Florida Atlantic
J. 2 A L 70-74 NC State
J. 5 A L 65-81 Maryland
J. 8 H L 78-82 Virginia (NR,13)
J. 12 H L ^88-93 Wake Forest
J. 16 H W 103-82 Western Carolina
J. 19 H L 52-71 Temple
J. 24 A L 68-89 Georgia Tech (NR,25)
J. 26 H L 70-99 Duke (NR,7)
J. 31 H L 77-90 North Carolina (NR,9)
F. 2 A L 53-58 South Carolina
F. 6 H W 73-69 Maryland
F. 10 H L 62-72 NC State
F. 16 A L 47-57 Virginia
F. 23 A L 57-73 North Carolina (NR,6)
F. 24 A L 55-81 Wake Forest
F. 27 A L 62-79 Duke (NR,8)
M. 2 H W 69-62 Georgia Tech (NR,24)
M. 8 N3 L 59-67 North Carolina (NR,7)
N1 — ACC-Big East Challenge, Syracuse, N.Y.; N2 — Florida International Tournament, Miami, Fla.; N3 — Charlotte Coliseum; ^ denotes overtime

1991-92 (14-14 OVERALL, 4-12 ACC, 9TH)

N. 30 H W 114-69 Morehead State
D. 2 H W 96-76 Oral Roberts
D. 7 H W 87-67 Charleston Southern
D. 14 H W 85-60 Tennessee State
D. 16 H W 87-83 Furman
D. 28 N1 L 87-95 Texas
D. 29 N1 W 63-60 Northern Iowa
J. 4 H L 58-73 Wake Forest (NR,20)
J. 9 A L 69-103 North Carolina (NR,8)
J. 11 H W 94-54 UNC-Asheville
J. 13 H W 79-59 Wofford
J. 18 H L 75-78 NC State
J. 22 H W 51-48 Virginia
J. 25 A L 71-84 Maryland
J. 27 A L 73-112 Duke (NR,1)
J. 29 A W 81-71 Western Carolina
F. 1 H W 55-52 South Carolina
F. 5 H W ^95-78 Georgia Tech (NR,24)
F. 8 A L 90-102 Florida State (NR,23)

F. 12 A L 48-60 Wake Forest
F. 15 H L 72-80 North Carolina (NR,4)
F. 18 H W 68-67 Florida State (NR,16)
F. 22 H W 82-70 Maryland
F. 26 A L 61-63 NC State
F. 29 A L 49-69 Virginia
M. 4 H L 97-98 Duke (NR,1)
M. 8 A L 82-101 Georgia Tech
M. 12 N2 L 75-81 Maryland
N1 — Sun Bowl Carnival, El Paso, Texas; N2 — ACC Tournament, Charlotte, N.C.

1992-93 (17-13 OVERALL, 5-11 ACC, 7TH)

D. 2 H W 93-68 Liberty
D. 5 H W 89-70 Howard
D. 12 H W 88-62 UNC-Greensboro
D. 17 A W 82-59 Furman
D. 19 H W 76-54 The Citadel
D. 21 H W 93-77 Davidson
D. 28 N1 W 91-73 Appalachian State
D. 30 H W 87-69 Mercer
J. 3 H W 80-72 Furman
J. 6 A L 67-110 Duke (NR,1)
J. 13 A L 82-100 Virginia (NR,14)
J. 16 H L 72-82 North Carolina (NR,5)
J. 20 H L 71-89 Florida State (NR,22*)
J. 24 A L 56-74 Wake Forest
J. 26 H W 82-72 Maryland
J. 31 A L 70-72 NC State
F. 4 A W 83-80 Georgia Tech (NR,22)
F. 6 A W ^89-84 South Carolina
F. 8 H L 84-93 Duke (NR,3)
F. 13 H L 78-83 Virginia (NR,24)
F. 17 A L 67-80 North Carolina (NR,3)
F. 20 A L 92-102 Florida State (NR,9)
F. 24 H W 76-74 Wake Forest (NR,12)
F. 27 A W 81-73 Maryland
M. 3 H W 92-82 NC State
M. 7 H L 59-66 Georgia Tech
M. 12 N1 W 87-75 Florida State (NR,10)
M. 13 N1 L 61-69 Georgia Tech
M. 18 H! W 84-72 Auburn
M. 22 A! L 64-65 UAB
N1 — Charlotte, N.C.; ! — NIT; ^ denotes overtime; * — CNN ranking


1993-94 (18-16 OVERALL, 6-10 ACC, T-7TH)

N. 29 H W 86-55 Texas-Arlington
D. 1 A W 120-103 Charleston Southern
D. 4 H W 85-70 Furman
D. 15 A L 54-73 Minnesota (NR,15)
D. 18 H W 76-64 The Citadel
D. 19 A2 L 79-82 Davidson
D. 27 N1 L 80-81 Evansville
D. 29 N1 W 72-48 Army
D. 30 N1 W 68-65 Oklahoma St. (NR,20)

J. 5 H L 65-71 Duke (NR,3)
J. 8 H W 67-63 UNC-Charlotte
J. 10 A W 88-71 Mercer
J. 12 H L 57-64 Virginia
J. 15 A L 62-106 North Carolina (NR,1)
J. 19 A L 57-60 Florida State
J. 22 H W 75-68 Wake Forest
J. 24 H W 66-56 Appalachian State
J. 26 A L 53-73 Maryland (NR,18)
J. 29 H W 95-73 NC State
F. 2 H W 88-69 Georgia Tech
F. 5 A L 74-78 Duke (NR,1)
F. 9 H L 88-91 South Carolina
F. 12 A L 44-52 Virginia
F. 17 H W 77-69 North Carolina (NR,2)
F. 19 H L 71-79 Florida State
F. 22 A L 69-80 Wake Forest
F. 26 H W 73-67 Maryland
M. 2 A W 82-63 NC State
M. 5 A L 79-90 Georgia Tech
M. 10 N2 W 76-63 NC State
M. 11 N2 L 64-77 Duke (NR,5)
M. 17 H1 W *96-85 Southern Miss
M. 21 A1 W *96-79 West Virginia
M. 23 A2 L *74-89 Vanderbilt
N1 — Rainbow Classic, Honolulu, Hawaii; N2 — ACC Tournament, Charlotte, N.C.; H1, A1 — NIT

1994-95 (15-13 OVERALL, 5-11 ACC, T-6TH)

N. 29 H W 96-66 Charleston Southern
D. 3 H W 98-71 Winthrop
D. 5 H W 70-51 Mercer
D. 8 A W 83-59 South Carolina
D. 10 N1 W 81-66 Appalachian State
D. 18 H W 77-66 The Citadel
D. 20 H W 75-55 Miami (Fla.)
D. 29 H W 60-40 Morgan State
J. 4 A W 75-70 Duke (NR,9)
J. 7 H W 66-41 Texas A&M
J. 11 A L 37-61 Virginia (18,NR)
J. 14 H L 66-83 North Carolina (18,2)
J. 18 H L 66-67 Florida State
J. 21 A L 60-69 Wake Forest (NR,16)
J. 25 H L 51-56 Maryland (NR,8)
J. 28 A W 60-55 NC State
F. 1 A L 50-80 Georgia Tech (NR,21)
F. 4 H W 51-44 Duke
F. 8 H W 69-63 Furman
F. 11 H L 44-62 Virginia (NR,17)
F. 16 A L 39-66 North Carolina (NR,2)
F. 18 A L 57-62 Florida State
F. 22 H L 52-64 Wake Forest (NR,12)
F. 25 A L 68-84 Maryland (NR,7)
M. 1 H W 62-45 NC State
M. 4 H W 65-63 Georgia Tech
M. 10 N1 L 62-78 North Carolina (NR,3)



WAYNE BUCKINGHAM AND THE 1990 TIGERS CUT DOWN THE NETS AFTER BEATING DUKE TO CLINCH THE ACC REGULAR SEASON TITLE.



ALL-TIME RESULTS



THE 1996-97 TIGERS

M. 17 A2 L 54-62 Virginia Tech
N1- ACC Tournament, Greensboro, N.C.;
A2 — NIT

1995-96 (18-11 OVERALL, 7-9 ACC, 6TH)

N. 26 H W 83-41 UNC-Asheville
N. 29 H W 91-55 Appalachian State
D. 2 A W 79-63 Winthrop
D. 6 H W 79-60 Charleston Southern
D. 9 H W 72-58 South Carolina
D. 16 H W 79-61 Furman
D. 19 H W 79-66 Minnesota
D. 23 A W ^66-52 Miami (Fla.)
D. 30 H W 67-43 Campbell (24,NR)
J. 3 H W 51-48 Duke (22,19)
J. 10 H W 89-79 Virginia (16,NR)
J. 14 A L 53-86 North Carolina (16,10)
J. 17 A L 62-75 Florida State (19,NR)
J. 21 H W 55-41 Wake Forest (19,6)
J. 24 A L 60-65 Maryland (18,NR)
J. 27 H L 61-64 NC State (18,NR)
J. 30 H W 73-70 Georgia Tech (24,25)
F. 3 A L 53-83 Duke (24,NR)
F. 6 H W 77-28 Wofford
F. 10 A L 51-62 Virginia
F. 14 H L 48-53 North Carolina (NR,17)
F. 17 H W 67-59 Florida State
F. 21 A L 48-68 Wake Forest (NR,10)
F. 24 H W 68-61 Maryland
F. 28 A W 80-76 NC State
M. 3 A L 74-87 Georgia Tech (NR,18)
M. 8 N1 W 75-73 North Carolina (NR,20)
M. 9 N1 L 60-68 Wake Forest (NR,12)
M. 14 N2 L 74-81 Georgia
N1 — ACC Tournament, Greensboro, N.C.; N2 —
NCAA Tournament, Ala.buquerque, N.M.; ^
denotes overtime

1996-97 (23-10 OVERALL, 9-7 ACC, T-4TH) Ranked 8th by USA Today, 14th by AP

N. 15 N1 W ^79-71 Kentucky (20,3)
N. 23 H W 70-47 Coastal Carolina (12,NR)
N. 29 N2 W 78-71 Delaware (10,NR)
N. 30 N2 W 47-45 Missouri (10,NR)
D. 1 N2 L 65-75 Minnesota (10,24)
D. 4 H W 82-55 Furman (12,NR)
D. 7 A W 62-52 Virginia (12,25)
D. 14 H W 80-57 Char. Southern (10,NR)
D. 17 A W 58-39 South Carolina (8,NR)
D. 20 H W 89-49 Wofford (8,NR)
D. 22 A W 76-64 Texas A&M (8,NR)
D. 30 H W 73-57 Marshall (5,NR)
J. 4 H W 63-44 S.C. State (5,NR)
J. 7 H W ^86-82 Duke (5,10)
J. 11 A W 76-70 Florida State (5,NR)
J. 15 A W 67-63 Maryland (3,11)
J. 18 H W 51-42 NC State (3,NR)
J. 23 H L 62-65 Wake Forest (2,4)
J. 26 A L 48-61 North Carolina (2,19)

J. 30 H W 70-57 Georgia Tech (7,NR)
F. 1 A L 54-58 NC State (7,NR)
F. 4 H W 69-55 W. Kentucky (10,NR)
F. 8 H W 80-68 Maryland (10,7)
F. 12 A L 49-55 Wake Forest (7,2)
F. 15 H W 71-65 Virginia (7,NR)
F. 18 A L 77-84 Duke (8,6)
F. 23 H L 65-67 Florida State (8,NR)
F. 26 H L 69-76 North Carolina (12,8)
M. 1 A W 55-53 Georgia Tech (12,NR)
M. 7 N3 L 61-76 Maryland (13,22)
M. 14 N4 W 68-56 Miami (Ohio) (14,NR)
M. 16 N4 W 65-59 Tulsa (14,NR)
M. 20 N5 L ^84-80 Minnesota (14,3)
N1 — Indianapolis, Ind.; N2 — San Juan, Puerto
Rico; N3 — ACC Tournament, Greensboro, N.C.;
N4 — NCAA Midwest Regional, Kansas City, Mo.;
N5 — NCAA Midwest Regional, San Antonio,
Texas; ^ denotes overtime

1997-98 (18-14 OVERALL, 7-9 ACC, T-4TH)

N. 14 H W 67-50 UNC-Wilmington (5,NR)
N. 21 N1 W 79-49 Iona (5,NR)
N. 22 N1 W 71-67 SW Missouri St. (5,NR)
N. 23 N1 L 71-84 Gonzaga (5,NR)
N. 29 N2 L 61-76 Kentucky (12,7)
D. 4 H W ^78-65 Maryland (17,23)
D. 6 H W 71-62 Furman (17,NR)
D. 13 A3 L 61-71 Illinois (17,NR)
D. 17 H W 62-57 South Carolina (25*,6)
D. 19 A W 62-59 Seton Hall (25*,NR)
D. 22 H W 65-42 Char. Southern (21,NR)
D. 28 A W 84-60 S.C. State (21,NR)
D. 30 A W 71-52 W. Kentucky (21,NR)
J. 3 H L 70-73 North Carolina (21,1)
J. 8 A L 66-70 Wake Forest (24,NR)
J. 13 H W 86-65 Florida State (24,17)
J. 17 A L 80-81 Duke (24*,2)
J. 20 H W 69-52 Virginia (25,NR)
J. 24 A L 69-74 Maryland (25,NR)
J. 28 A L 79-88 North Carolina (NR,2)
J. 31 H L ^80-82 NC State
F. 4 A L 52-70 Georgia Tech
F. 7 H W 71-46 Wake Forest
F. 11 H W 102-67 Western Carolina
F. 15 A W 78-49 Florida State
F. 18 H L 66-70 Duke (NR,2)
F. 21 A L ^74-78 Virginia
F. 26 A W 77-72 NC State
M. 1 H W 76-62 Georgia Tech
M. 6 N4 W 75-56 Wake Forest
M. 7 N4 L 64-66 Duke (NR,1)
M. 13 N5 L 72-75 Western Michigan
N1 — Top of the World Classic, Fairbanks,
AK; N2 — Premier Classic, Phoenix, Ariz.;
A3 — Chicago, Ill.; N4 — ACC Tournament,
Greensboro, N.C.; N5 — NCAA Tournament,
Chicago, Ill.; ^ denotes overtime

1998-99 (20-15 OVERALL, 5-11 ACC, T-7TH)

N. 13 H W 83-59 Arkansas-Pine Bluff
N. 16 H W 66-39 Stetson (24,NR)
N. 19 H W 82-56 W. Carolina (24,NR)
N. 23 N1 L 56-59 Michigan (22,NR)
N. 24 N1 W 72-60 Chaminade (22,NR)
N. 25 N1 W 79-45 Kansas State (22,NR)
N. 30 H W 70-37 Radford (24,NR)
D. 3 H W 82-54 East Tenn. St. (24, NR)
D. 12 H W 73-64 UNC-Asheville (17,NR)
D. 16 A W 70-66 South Carolina (16,NR)
D. 21 H W 72-47 S.C. State (16,NR)
D. 26 N2 W 67-54 Furman (16,NR)
D. 29 N2 L 50-67 Illinois (14,NR)
J. 2 A L 53-69 North Carolina (14,9)
J. 5 H W 80-72 NC State (21,NR)
J. 9 H L 61-64 Wake Forest (21,NR)
J. 12 A L 64-70 Florida State (25,NR)
J. 17 A L 58-65 Virginia (25,NR)
J. 20 H L 60-82 Duke (NR,2)
J. 24 H L ^79-81 Maryland (NR,4)
J. 28 A L 62-66 Georgia Tech
F. 4 H W 78-63 North Carolina (NR,9)
F. 6 A L 71-84 NC State
F. 10 A L 69-79 Wake Forest
F. 14 H W 78-45 Florida State
F. 17 H W 88-65 Virginia
F. 20 A L 65-92 Duke (NR,1)
F. 24 A L 60-77 Maryland (NR,5)
F. 28 H W 92-64 Georgia Tech
M. 4 N3 L ^85-87 Florida State
M. 10 H3 W 77-57 Georgia
M. 16 A3 W 78-68 at Rutgers
M. 18 H3 W 89-69 Butler
M. 23 N4 W 79-76 Xavier
M. 25 N4 L 60-61 California
N1 — Maui Classic; N2 — Greenville, S.C.; N3 —
Charlotte, N.C.; H3,N3 — NIT; N4 — NIT,
New York City, N.Y.; ^ denotes overtime

1999-2000 (10-20 OVERALL, 4-12 ACC, 9TH)

N. 19 H W 77-47 East Tennessee St.
N. 21 H L 74-79 Wofford
N. 26 N1 W 54-48 Central Florida
N. 27 N1 L 47-64 Wisconsin-Green Bay
N. 28 N1 L 35-53 Oregon State
D. 1 A L 75-85 Penn State
D. 4 H W 69-51 Charleston Southern
D. 11 H L 68-71 S.C. State
D. 16 H W 61-58 South Carolina
D. 18 H W 64-59 Winthrop
D. 22 H L 71-90 George Washington
D. 29 N1 W 74-70 Furman
J. 6 A L 45-65 North Carolina (NR,14)
J. 9 H L 53-67 Wake Forest
J. 12 A L 57-60 Florida State
J. 15 H L 91-98 Virginia
J. 19 H L 60-72 Appalachian State

J. 22 A L 62-74 Maryland (NR,24)
J. 27 H W 59-42 NC State (NR,21)
J. 29 A L 59-93 Duke (NR,3)
F. 2 H W 70-58 Georgia Tech
F. 6 H L 60-73 North Carolina
F. 8 A L 63-79 Wake Forest
F. 12 H W 84-58 Florida State
F. 15 A L 62-76 Virginia
F. 22 H L 63-76 Maryland (NR,19)
F. 27 A W 66-63 NC State
M. 1 H L 78-92 Duke (NR,4)
M. 4 A L 69-85 Georgia Tech
M. 9 N2 L 63-94 Duke (NR,2)
N1 — SoCon Holiday Hoops, Greenville, S.C.;
N2 — ACC Tournament, Charlotte, N.C.

2000-01 (12-19 OVERALL, 2-14 ACC, 9TH)

N. 17 H W 86-67 Hartford
N. 21 H L 78-79 Seton Hall (NR,10)
N. 25 H W 84-76 The Citadel
N. 28 H W 57-44 Northwestern
D. 2 H W 87-52 Western Carolina
D. 5 H W 69-59 Winthrop
D. 9 A L 64-76 South Carolina
D. 16 H W 78-74 Wofford
D. 20 N1 W 94-81 Florida Atlantic
D. 21 N1 L 80-88 Cincinnati (NR,20)
D. 22 N1 L ^76-77 Washington
D. 28 H W 87-77 Charleston Southern
D. 30 A W 81-68 Coastal Carolina
J. 2 H L 92-104 Maryland (NR,17)
J. 7 A L 74-115 Duke (NR,3)
J. 13 H W 72-69 NC State
J. 17 A L 65-92 North Carolina (NR,6)
J. 21 A L 63-71 Wake Forest (NR,10)
J. 24 H L 108-111 Georgia Tech
J. 27 H L 76-104 Virginia (NR,13)
J. 31 A L ^84-88 Florida State
F. 4 A L 54-69 Maryland (NR,9)
F. 7 H L 64-81 Duke (NR,3)
F. 14 A L 51-85 NC State
F. 18 H W 75-65 North Carolina (NR,1)
F. 21 H L 60-92 Wake Forest (NR,24)
F. 25 A L 64-85 Georgia Tech
F. 28 A L 65-84 Virginia (NR,7)
M. 3 H L 63-75 Florida State
M. 8 N2 W 66-64 Florida State
M. 9 N2 L 81-99 North Carolina (NR,6)
N1 — San Juan, Puerto Rico; N2 — ACC
Tournament, Atlanta, Ga.

2001-02 (13-17 OVERALL, 4-12 ACC, 9TH)

N. 17 N1 W 70-57 Morris Brown
N. 19 N1 W 81-69 La Salle
N. 20 N1 L 65-67 Miami (Fla.)
N. 24 H W 85-82 Wofford
N. 28 A W 79-66 Penn State
N. 30 H W 83-54 Coastal Carolina
D. 2 A L 80-96 Duke (NR,1)

ALL-TIME RESULTS

D. 5 H W 76-66 Appalachian State
D. 8 H L 59-81 South Carolina
D. 15 H W 88-78 Elon
D. 18 H L 61-66 Winthrop
D. 22 H W 82-45 Charleston Southern
D. 28 A1 W 78-48 Hartford
J. 2 H L 65-68 Yale
J. 5 A W 83-76 Georgia Tech
J. 8 H W 68-52 Virginia (NR,7)
J. 12 A L 55-96 Wake Forest (NR,19)
J. 15 H L 79-80 NC State
J. 20 A L 90-99 Maryland (NR,3)
J. 24 A L 63-68 Florida State
J. 27 H L 69-87 North Carolina
F. 2 H L 88-98 Duke (NR,1)
F. 6 H L 50-74 Georgia Tech
F. 10 A L 71-85 Virginia (NR,10)
F. 13 H W ^118-115 Wake Forest (NR,19)
F. 16 A L 54-83 NC State (NR,24)
F. 20 H L 68-84 Maryland
F. 23 H W 87-78 Florida State
F. 27 A L 78-96 North Carolina
M. 3 N2 L ^84-91 Florida State
N1 — Virgin Islands; N2 — Charlotte, N.C.;
A1 — Uncasville, Conn.

2002-03 (15-13 OVERALL, 5-11 ACC, 8TH)

N. 24 *H W 79-72 Wofford
N. 27 N1 W 91-65 High Point
D. 3 *H W 79-70 Penn State
D. 7 *H W 73-61 Maine
D. 14 *H W 71-61 Gardner-Webb
D. 19 *H W 78-61 Winthrop
D. 22 *H W 58-51 Cincinnati
D. 28 *H W 78-65 Liberty
D. 31 *H W 90-63 Coastal Carolina
J. 5 H L 71-89 Duke (NR, 3)
J. 11 H W 75-52 Morris Brown
J. 14 A L 66-68 North Carolina
J. 18 H W 78-77 Virginia
J. 21 A L 59-60 Florida State
J. 25 H L 47-52 Maryland (NR, 12)
J. 28 H L 60-81 Wake Forest (NR,17)
F. 2 A L 56-78 NC State
F. 5 H W 69-67 Georgia Tech
F. 9 A L 55-65 Duke (NR, 9)
F. 12 A L 59-76 South Carolina
F. 15 H W 80-77 North Carolina
F. 18 A W 73-64 Virginia
F. 22 H W 74-60 Florida State
F. 25 A L 52-91 Maryland (NR, 14)
M. 1 A L 68-80 Wake Forest (NR,12)
M. 5 H L 60-63 NC State
M. 8 A L 56-66 Georgia Tech
M. 13 N1 L 61-72 Florida State
N1 — ACC Tournament, Greensboro, N.C.; * — games played at Anderson Civic Center

2003-04 (10-18 OVERALL, 3-13 ACC, 9TH)

N. 21 H W 86-55 Gardner-Webb
N. 24 H W 88-81 High Point

N. 29 H W 84-77 Wofford
D. 3 A L 64-76 Purdue (NR, 20)
D. 6 H L 61-76 South Carolina
D. 13 N1 L 56-61 Georgia
D. 15 H W ^100-86 East Tennessee St.
D. 17 A L 56-79 Cincinnati (NR, 16)
D. 20 H W 77-74 S.C. State
D. 22 H W 74-58 Radford
D. 30 H W 72-62 Boston College
J. 3 H L 54-73 Duke (NR, 2)
J. 10 A L 63-78 Wake Forest (NR, 5)
J. 13 H W 53-48 Florida State
J. 17 A L 69-86 NC State
J. 20 A L 50-61 Virginia
J. 25 H L 52-65 Maryland
J. 27 A L 69-76 Georgia Tech (NR, 14)
J. 31 H W 81-72 North Carolina (NR, 12)
F. 8 A L 55-81 Duke (NR, 1)
F. 12 H L 67-82 Wake Forest (NR, 20)
F. 14 A L 52-65 Florida State
F. 18 H W 60-55 NC State (NR, 15)
F. 21 H L 55-58 Virginia
F. 24 A L 49-70 Maryland
F. 28 H L 60-79 Georgia Tech (NR, 18)
M. 2 A L 53-69 North Carolina (NR, 14)
M. 11 N2 L ^79-83 Virginia
N1 — Atlanta, Ga.; N2 — ACC Tournament, Greensboro, N.C.; ^ denotes overtime

2004-05 (16-16 OVERALL, 5-11 ACC, 9TH)

N. 19 H W 98-54 Hampton
N. 23 H W 78-59 UNC Asheville
N. 26 A L 70-79 Boston College
D. 1 H W 80-73 Ohio State
D. 4 A W ^63-62 South Carolina
D. 11 H W 73-55 Charleston So.
D. 14 H W 83-56 Norfolk State
D. 17 H W 76-52 The Citadel
D. 21 N1 L 66-78 AL-Birmingham
D. 22 N1 W 83-57 Indiana State
D. 23 N1 L 60-75 Georgetown
D. 29 H W 74-40 East Carolina
J. 2 A L 54-62 Duke (NR,6)
J. 8 H L 68-103 Wake Forest (NR, 4)
J. 12 A W 56-54 Florida State
J. 15 A L 57-59 Virginia Tech
J. 19 H L 58-77 North Carolina (NR,6)
J. 22 A L 79-81 Virginia
J. 26 A L 65-69 Miami (Fla.)
J. 29 H L 70-80 NC State
F. 1 H W 88-73 Maryland (NR, 22)
F. 8 H L 62-70 Georgia Tech
F. 12 H L 77-83 Miami (Fla.)
F. 16 N2 W 59-42 Georgia
F. 19 A L 56-88 North Carolina (NR, 4)
F. 22 A W 97-93 Maryland
F. 27 H W 83-74 Florida State
M. 1 H W 66-64 Virginia Tech
M. 5 A L 56-64 Georgia Tech
M. 10 N3 W 84-72 Maryland
M. 11 N3 L 81-88 North Carolina (NR, 2)

M. 16 A1 L 74-82 Texas A&M
N1 — Honolulu, Hawaii; N2 — Greenville, S.C.;
N3 — ACC Tournament, Washington, DC; A1 —
NIT; ^ denotes overtime

2005-06 (19-13 OVERALL, 7-9 ACC, T-7TH)

N. 18 H W 84-55 Bethune-Cookman
N. 21 H W 102-71 Coppin State
N. 23 H W 79-38 S.C. State
N. 26 A W 68-56 Charleston Southern
N. 29 A W 96-88 Penn State
D. 3 H W 82-63 South Carolina
D. 6 H W 62-60 Wofford
D. 9 H W 80-72 East Tennessee St.
D. 19 N1 W 101-60 PR-Mayaguez
D. 20 N1 W 71-48 Holy Cross
D. 21 N1 W 66-59 Akron
D. 28 A L 69-72 Georgia
D. 30 H L 69-74 Elon
J. 4 H W 61-55 Florida State
J. 7 A L 58-64 Virginia
J. 11 H W ^74-73 Wake Forest
J. 14 H L 77-87 Duke (NR, 1)
J. 18 A L 38-62 Miami (Fla.)
J. 21 A W 73-63 Georgia Tech
J. 29 H L ^85-94 NC State (NR, 14)
F. 1 A L 59-69 Florida State
F. 4 A L 61-76 North Carolina
F. 8 H L ^74-75 Virginia Tech
F. 11 A L 61-67 Boston College (NR, 18)
F. 14 H W 89-77 Maryland
F. 22 A L ^68-74 Wake Forest
F. 25 H W 90-64 Virginia
M. 1 A W 86-81 Virginia Tech
M. 4 H W 95-82 Georgia Tech
M. 9 N2 L 63-66 Miami (Fla.)
M. 15 H W 69-53 Louisiana Tech
M. 20 A1 L 68-74 Louisville
N1 — San Juan, Puerto Rico; N2 — ACC
Tournament, Greensboro, N.C.; A1 — NIT; ^
denotes overtime

2006-07 (25-11 OVERALL, 7-9 ACC, T-8TH)

N. 10 N1 W 83-44 Arkansas St.
N. 11 N1 W 77-65 Monmouth
N. 12 A W 74-70 Old Dominion
N. 15 H W 67-58 Furman
N. 17 H W 79-49 Appalachian St.
N. 21 H W 69-66 Mississippi St.
N. 24 H W 74-50 Charleston Southern
N. 29 A W 90-68 Minnesota
D. 2 A W 74-53 South Carolina
D. 5 H W 90-66 Wofford
D. 19 H W 72-60 Georgia Southern
D. 23 H W 103-60 Western Carolina (25/NR)
D. 28 H W 75-60 Georgia (25/NR)
D. 31 H W 67-57 Georgia State (25/NR)
J. 3 A W 68-66 Florida State (23/NR)
J. 6 H W 75-74 Georgia Tech (23/NR)
J. 9 A W 87-76 NC State (17/NR)
J. 13 A L 87-92 Maryland (17/25)

J. 17 H L 55-77 North Carolina (19, 4)
J. 20 H W 74-54 Boston College (19/NR)
J. 25 A L 66-68 Duke (19, 10)
J. 28 H L 63-64 Virginia (19/NR)
F. 3 A L 62-80 Georgia Tech (25/NR)
F. 7 H W 71-58 Florida State
F. 14 A L 65-67 Wake Forest
F. 18 H L 66-82 Maryland
F. 22 H L 66-71 Duke (NR, 17)
F. 24 A L 54-59 Boston College
F. 28 H W ^74-70 Miami (Fla.)
M. 4 A W 75-74 Virginia Tech (NR, 21)
M. 8 N2 L 66-67 Florida State
M. 14 H3 W 64-57 East Tennessee St.
M. 19 H3 W 89-68 Mississippi
M. 21 H3 W 74-70 Syracuse
M. 27 N3 W 68-67 Air Force
M. 29 N3 L 73-78 West Virginia
N1 — Norfolk, Va.; N2 — ACC Tournament,
Tampa, Fla.; H3 — NIT; N3 — NIT, New York,
N.Y.; ^ denotes overtime

2007-08 (24-10 OVERALL, 10-6 ACC, 3RD) Ranked 22nd by AP

N. 12 H W 91-46 Furman
N. 15 A W 84-82 Mississippi St.
N. 18 H W 66-53 Old Dominion
N. 21 H W 74-57 Presbyterian (24/NR)
N. 24 H W 96-67 Gardner-Webb (24/NR)
N. 27 H W 61-58 Purdue (18/NR)
D. 1 H W 85-74 South Carolina (18/NR)
D. 5 A W 82-67 East Carolina (18/NR)
D. 20 N1 W 90-73 PR-Mayaguez (15/NR)
D. 21 N1 W 90-74 DePaul (15/NR)
D. 22 N1 L 82-85 Mississippi (15/NR)
D. 29 H W 78-45 Samford (21/NR)
J. 1 A W 87-61 Alabama (19/NR)
J. 6 H L ^88-90 North Carolina (19/1)
J. 9 H L 72-82 Charlotte (18/NR)
J. 12 H W ^97-85 Florida State (18/NR)
J. 15 H W 70-54 NC State (24/NR)
J. 19 A L 80-93 Duke (NR/7)
J. 22 H W ^80-75 Wake Forest
J. 27 A L 72-75 Miami (Fla.)
F. 2 H W 78-56 Boston College
F. 7 A W 82-51 Virginia
F. 10 A L ^93-103 North Carolina (NR/3)
F. 14 H W 82-67 Georgia Tech
F. 16 A W 71-64 NC State
F. 19 A L 55-64 Florida State
F. 27 H W 79-69 Miami (Fla.)
M. 2 A W 73-70 Maryland
M. 6 A L 75-80 Georgia Tech (24/NR)
M. 9 H W 70-69 Virginia Tech (24/NR)
M. 14 N2 W 82-48 Boston College
M. 15 N2 W 78-74 Duke (NR/7)
M. 16 N2 L 81-86 North Carolina (NR/1)
M. 21 N3 L 69-75 Villanova (22/NR)
N1 — Guaynabo, Puerto Rico; N2 — ACC
Tournament, Charlotte, N.C.; N3 — NCAA
Tournament, Tampa, Fla.; ^ denotes overtime

LITTLEJOHN COLISEUM

THE 2005-06
TEAM WON 19
GAMES AND
ADVANCED TO THE
SECOND ROUND
OF THE NIT.



ALL-TIME RESULTS

2008-09 (23-9 OVERALL, 9-7 ACC, 5TH)

Ranked 24th by AP

N. 14	N1	W	98-69	Hofstra
N. 15	N1	W	70-58	Texas Christian
N. 16	N1	W	76-72	Temple
N. 19	H	W	93-40	Wofford
N. 22	A	W	71-70	Charlotte
N. 25	H	W	81-49	Savannah St.
N. 28	H	W	79-58	Presbyterian
D. 2	A	W	76-74	Illinois
D. 7	H	W	80-75	Liberty
D. 13	H	W	90-63	SC State
D. 16	H	W	76-36	N. Florida (25/NR)
D. 21	A	W	91-72	Miami (Fla.) (25/NR)
D. 30	A	W	98-87	South Carolina (20/NR)
J. 3	H	W	79-66	East Carolina (20/NR)
J. 6	H	W	66-59	Alabama (12/NR)
J. 10	H	W	63-51	NC State (12/NR)
J. 17	H	L	68-78	Wake Forest (9/2)
J. 21	A	L	70-94	North Carolina (10/5)
J. 25	H	W	73-59	Georgia Tech (10/NR)
J. 29	A	W	86-82	Virginia Tech (12/NR)
F. 4	H	W	74-47	Duke (10/4)
F. 7	H	L	61-65	Florida St. (10/NR)
F. 10	A	W	87-77	Boston College (12/NR)
F. 15	A	L	81-85	Virginia (10/NR)
F. 17	H	W	93-64	Maryland (13/NR)
F. 22	A	W	81-73	Georgia Tech (13/NR)
F. 25	H	L	77-80	Virginia Tech (12/NR)
F. 28	A	L	66-73	Florida St. (12/23)
M. 3	H	W	75-57	Virginia (18/NR)
M. 8	A	L	88-96	Wake Forest (18/10)
M. 12	N2	L	81-86	Georgia Tech (17/NR)
M. 19	N3	L	59-62	Michigan (24/NR)

N1 — Charleston, S.C.; N2 — ACC Tournament in Atlanta, Ga.; N3 — NCAA Tournament in Kansas City, Mo.; ^ denotes overtime


2009-10 (21-11 OVERALL, 9-7 ACC, T-5TH)

N. 13	H	W	84-41	Presbyterian (24/NR)
N. 17	A	W	79-39	Liberty (22/NR)
N. 20	A	W	89-67	UNC Greensboro (22/NR)
N. 23	H	W	102-66	Winthrop (19/NR)
N. 26	N1	L	60-69	Texas A&M (19/NR)
N. 27	N1	W	87-79	Long Beach St. (19/NR)
N. 29	N1	W	70-69	Butler (19/12)
D. 2	H	L	74-76	Illinois (18/NR)
D. 6	H	W	72-61	South Carolina (18/NR)
D. 13	H	W	82-53	Furman
D. 16	A	W	80-63	East Carolina
D. 19	H	W	94-55	Coll. of Charleston
D. 22	H	W	79-57	W. Carolina (24/NR)
D. 29	H	W	70-67	SC State (21/NR)
J. 3	A	L	53-74	Duke (21/7)
J. 9	H	W	72-56	Boston College
J. 13	H	W	83-64	N. Carolina (24/12)
J. 16	A	W	73-70	NC State (24/NR)
J. 19	A	L	64-66	Georgia Tech (17/19)
J. 23	H	L	47-60	Duke (17/7)
J. 26	A	L	69-75	Boston College
J. 31	H	W	62-53	Maryland
F. 6	A	L	59-70	Virginia Tech
F. 10	H	W	77-67	Florida State
F. 13	H	W	74-66	Miami (Fla.)
F. 20	H	W	72-49	Virginia
F. 24	A	L	79-88	Maryland
F. 28	A	W	53-50	Florida State
M. 2	H	W	91-80	Georgia Tech
M. 7	A	L	65-70	Wake Forest
M. 11	N2	L	57-59	NC State
M. 19	N3	L	78-86	Missouri

N1 — 76 Classic in Anaheim, Calif.; N2 — ACC Tournament in Greensboro, N.C.; N3 — NCAA Tournament in Buffalo, N.Y.

2010-11 (22-12 OVERALL, 9-7 ACC, T-4TH)

N. 13	H	W	87-64	W. Carolina
N. 15	H	W	78-70	Wofford
N. 19	N1	W	69-55	Long Beach St.
N. 21	N1	L	60-61	Old Dominion
N. 22	N1	W	64-58	Seton Hall
N. 26	H	W	69-54	SC State
N. 30	H	L	61-69	Michigan
D. 5	A	L	60-64	South Carolina
D. 12	A	L	69-75	Florida State
D. 17	H	W	61-40	Savannah State
D. 19	H	W	71-61	UNC Greensboro
D. 22	A	W	66-59	Coll. of Charleston
D. 27	H	W	76-41	Delaware State
D. 29	H	W	71-59	East Carolina
J. 2	H	W	69-54	The Citadel
J. 8	H	W	79-72	Miami (Fla.)
J. 12	H	W	87-62	Georgia Tech



THE 2007-08 TEAM ADVANCED TO THE ACC CHAMPIONSHIP GAME AND WON 24 GAMES.

J. 18	A	L	65-75	North Carolina
J. 22	A	L	77-79	Maryland
J. 25	H	W	60-50	NC State
J. 29	H	W	62-44	Florida St. (NR/22)
F. 2	A	L	47-49	Virginia
F. 5	A	W	65-56	Georgia Tech
F. 8	H	W	77-69	Boston College
F. 12	H	L	62-64	N. Carolina (NR/20)
F. 17	A	L	61-69	NC State
F. 20	A	W	63-59	Miami (Fla.)
F. 26	H	W	63-49	Wake Forest
M. 2	A	L	59-70	Duke (NR/4)
M. 5	H	W	69-60	Virginia Tech
M. 11	N2	W	70-47	Boston College
M. 12	N2	L	87-92	N. Carolina (NR/6)
M. 15	N3	W	70-52	UAB
M. 17	N4	L	76-84	West Virginia (NR/22)

N1 — Paradise Jam in St. Thomas, Virgin Islands; N2 — ACC Tournament in Greensboro, N.C.; N3 — NCAA First Four in Dayton, Ohio; N4 — NCAA Tournament Second Round in Tampa, Fla.; ^ denotes overtime

2011-12 (16-15 OVERALL, 8-8 ACC, 7TH)

N. 11	H	W	65-44	Gardner-Webb
N. 16	A	W	73-50	The Citadel
N. 19	H	L	69-72	Coll. of Charleston
N. 22	H	L	59-60	Coastal Carolina
N. 25	H	W	59-49	Furman
N. 29	A	W	71-55	Iowa
D. 4	H	L	55-58	South Carolina
D. 10	A	L	47-63	Arizona
D. 17	H	W	60-40	Winthrop
D. 19	H	W	70-45	Alabama State
D. 22	N1	L	48-61	UTEP
D. 23	N1	W	83-75	Southern Illinois
D. 25	A1	L	68-75	Hawaii
J. 1	H	W	65-58	East Tenn. State
J. 7	H	W	79-59	Florida State
J. 12	A	L	57-59	Boston College
J. 15	H	L	66-73	Duke (NR/6)
J. 18	A	L	73-76	Miami (Fla.)
J. 21	H	W	64-62	Georgia Tech
J. 28	H	W	71-60	Wake Forest
J. 31	A	L	61-65	Virginia (NR/16)
F. 4	A	L	65-67	Virginia Tech
F. 7	H	L	62-64	Maryland
F. 11	A	W	78-58	Wake Forest
F. 14	H	W	60-48	Virginia (NR/22)
F. 18	A	L	52-74	N. Carolina (NR/8)
F. 21	A	W	56-37	Georgia Tech
F. 25	H	W	72-69	NC State
M. 1	H	W	58-56	Virginia Tech
M. 4	A	L	72-80	Florida State (NR/22)
M. 8	N2	L	63-68	Virginia Tech

N1 — Diamond Head Classic in Honolulu, Hawaii; N2 — ACC Tournament in Atlanta, Ga.; ^ denotes overtime

2012-13 (13-18 OVERALL, 5-13 ACC, T-10TH)

N. 12	H	W	77-44	Presbyterian
N. 16	A	W	72-55	Furman

N. 22	N1	L	49-57	Gonzaga (NR/17)
N. 23	N1	W	69-48	UTEP
N. 25	N1	W	59-44	Marist
N. 28	H	L	61-73	Purdue
D. 2	A	W	64-55	South Carolina
D. 8	H	L	54-66	Arizona (NR/8)
D. 15	H	W	80-57	Florida A&M
D. 19	A	L	46-69	Coastal Carolina
D. 23	H	W	77-41	SC State
J. 1	H	W	92-51	The Citadel
J. 5	H	L	66-71	Florida State
J. 8	A	L	40-68	Duke (NR/1)
J. 12	H	W	59-44	Virginia
J. 15	H	W	60-44	Wake Forest
J. 20	A	L	62-66	NC State (NR/14)
J. 24	A	L	57-60	Florida State
J. 27	H	W	77-70	Virginia Tech
J. 29	H	W	63-60	Georgia Tech
F. 2	A	L	68-75	Boston College
F. 7	A	L	41-78	Virginia
F. 10	H	L	57-58	NC State
F. 14	A	W	56-53	Georgia Tech
F. 17	H	L	43-45	Miami (Fla.) (NR/3)
F. 23	A	L	59-72	Maryland
F. 28	H	L	59-68	North Carolina
M. 2	A	L	61-69	Virginia Tech
M. 5	H	L	61-68	Boston College
M. 9	A	L	49-62	Miami (Fla.) (NR/6)
M. 14	N2	L	69-73	Florida State

N1 — Old Spice Classic (Orlando, Fla.); N2 — ACC Tournament (Greensboro, N.C.)

2013-14 (23-13 OVERALL, 10-8 ACC, 6TH)

N. 8	H	W	71-56	Stetson
N. 13	H	W	58-37	Delaware State
N. 17	H	W	71-57	South Carolina
N. 21	N1	W	72-58	Temple
N. 22	N1	W	85-54	Davidson
N. 24	N1	L	56-62	Massachusetts
N. 29	H	W	69-40	Coastal Carolina
D. 3	H	W	65-49	SC State
D. 7	A	L	68-74	Arkansas
D. 14	H	W	71-35	Furman
D. 19	A	L	64-66	Auburn
D. 30	H	W	80-50	VMI
J. 4	A	W	62-60	Boston College
J. 9	H	L	41-56	Florida State
J. 11	H	W	72-59	Duke (NR/16)
J. 15	A	W	56-49	Virginia Tech
J. 18	H	W	61-53	Wake Forest
J. 21	A	L	43-76	Pittsburgh (NR/20)
J. 26	A	L	61-80	North Carolina
F. 1	A	W	53-49	Florida State
F. 4	H	W	45-41	Georgia Tech
F. 9	A	L	44-57	Syracuse (NR/11)
F. 11	A	L	64-68	Notre Dame
F. 15	H	L	58-63	Virginia (NR/17)
F. 18	H	W	73-56	NC State
F. 22	A	W	63-55	Georgia Tech
F. 25	A	L	57-62	Wake Forest
M. 2	H	W	77-73	Maryland
M. 4	H	W	58-54	Miami

M. 8	H	L	78-83	Pittsburgh
M. 13	N2	W	69-65	Georgia Tech
M. 14	N2	L	62-63	Duke (NR/7)
M. 18	H3	W	78-66	Georgia State
M. 23	H3	W	50-49	Illinois
M. 25	H3	W	73-68	Belmont
A. 1	N3	L	59-65	SMU

N1 — Charleston Classic (Charleston, S.C.); N2 — ACC Tournament (Greensboro, N.C.); H3 — Postseason NIT; N3 — NIT Semifinal (New York, N.Y.)

2014-15 (16-15 OVERALL, 8-10 ACC, T-9TH)

N. 14	H	W	86-41	Florida A&M
N. 17	H	L	74-77	Winthrop
N. 21	N1	L	70-72	Gardner-Webb
N. 22	N1	W	59-50	Nevada
N. 24	N1	W	64-61	LSU
N. 28	H	W	62-59	High Point
D. 1	H	L	64-69	Rutgers
D. 7	H	W	68-65	Arkansas (NR/18)
D. 14	H	W	72-61	Auburn
D. 19	A	L	45-68	South Carolina
D. 22	H	W	70-60	Oakland
D. 30	H	W	64-57	Robert Morris
J. 3	H	L	50-74	North Carolina (NR/19)
J. 7	A	L	52-58	Louisville (NR/5)
J. 10	A	W	71-62	Pittsburgh
J. 13	A	L	42-65	Virginia (NR/2)
J. 17	H	W	66-53	Syracuse
J. 19	H	L	55-59	Florida State
J. 24	H	W	59-57	Wake Forest
J. 28	A	W	68-57	NC State
J. 31	H	W	64-49	Boston College
F. 4	A	W	62-56	Florida State
F. 8	A	L	45-56	Miami
F. 10	H	L	58-60	Notre Dame (NR/10)
F. 14	H	W	75-54	Virginia Tech
F. 16	A	L	52-63	Georgia Tech
F. 21	A	L	56-78	Duke (NR/4)
F. 28	H	W	70-63	Georgia Tech
M. 3	H	L	61-66	NC State
M. 7	A	L	67-81	Notre Dame (NR/12)
M. 11	N2	L	73-76	Florida State

N1 — Paradise Jam (St. Thomas, Virgin Islands); N2 — ACC Tournament (Greensboro, N.C.); ^ - denotes overtime

2015-16 (17-14 OVERALL, 10-8 ACC, T-7TH)

N. 13	H	W	74-40	NC Central
N. 15	H	W	78-45	UTSA
N. 19	H	W	76-56	Texas Southern
N. 23	N1	L	65-82	UMass
N. 25	N1	W	76-58	Rutgers
N. 30	A	L	83-89	Minnesota
D. 2	H	W	76-56	USC Upstate
D. 6	H	W	66-51	Wofford
D. 13	H	L	50-51	Alabama
D. 15	H	W	69-41	Presbyterian
D. 18	H	L	59-65	S. Carolina (NR/25)
D. 22	A	L	48-71	Georgia
D. 30	A	L	69-80	N. Carolina (NR/7)

ALL-TIME RESULTS

J. 2 H W 84-75 Florida State
J. 5 A W ^74-73 Syracuse
J. 10 H W 66-62 Louisville (NR/16)
J. 13 H W 68-63 Duke (NR/9)
J. 16 H W 76-65 Miami (NR/8)
J. 19 A L 62-69 Virginia (NR/13)
J. 27 H W 73-60 Pittsburgh
J. 30 A L 65-76 Florida State
F. 2 A W 76-62 Wake Forest
F. 6 A L 57-60 Virginia Tech
F. 8 H L 83-89 Notre Dame
F. 13 H W 66-52 Georgia Tech
F. 17 H W 65-54 Boston College
F. 20 A L 74-77 NC State
F. 23 A L 73-75 Georgia Tech
M. 1 H L 57-64 Virginia (NR/4)
M. 5 A W 66-50 Boston College
M. 9 N2 L ^85-88 Georgia Tech
N1 — MGM Grand Main Event (Las Vegas, Nev.);
N2 — ACC Tournament (Washington, D.C.); ^
- denotes overtime

2016-17 (17-16 OVERALL, 6-12 ACC, 12TH)

N. 11 H W 74-64 Georgia
N. 17 N1 W 95-78 Davidson
N. 18 N1 L 77-83 Xavier
N. 20 N1 L 64-70 Oklahoma
N. 25 H W 83-74 High Point
N. 30 H W 60-58 Nebraska
D. 4 H W 85-43 Coppin State
D. 10 H W 90-47 Mercer
D. 13 H W 93-65 SC State
D. 18 A W 67-54 Alabama
D. 21 A W 62-60 S. Carolina (NR/20)
D. 28 H W 87-73 UNC Wilmington
D. 31 A W 73-68 Wake Forest
J. 3 H L ^86-89 N. Carolina (NR/14)
J. 7 A L 70-75 Notre Dame (NR/21)
J. 12 A L 63-75 Georgia Tech
J. 14 H L 73-77 Virginia (NR/18)
J. 19 A L 60-92 Louisville (NR/11)
J. 22 H L 81-82 Virginia Tech
J. 28 A W 67-60 Pittsburgh
F. 1 H W 74-62 Georgia Tech
F. 5 A L 61-109 Florida State (NR/15)
F. 7 H L 81-82 Syracuse
F. 11 A L 62-64 Duke (NR/18)
F. 14 H W 95-83 Wake Forest
F. 18 A L 65-71 Miami
F. 21 A L 70-71 Virginia Tech
F. 25 H L 74-76 Florida State (NR/19)
M. 1 H W 78-74 NC State
M. 4 H W 82-68 Boston College

M. 7 N2 W 75-61 NC State
M. 8 N2 L 72-79 Duke (NR/14)
M. 14 H3 L 69-74 Oakland
N1 — Tire Pros Invitational (Orlando, Fla.);
N2 — ACC Tournament (Brooklyn, N.Y.)
H3 — Postseason NIT; ^ - denotes overtime

2017-18 (25-10 OVERALL, 11-7 ACC, T-3RD)

N. 10 H W 85-57 Western Carolina
N. 12 H W 87-63 North Carolina A&T
N. 16 N1 W 81-76 Ohio
N. 17 N1 W 78-59 Hofstra
N. 19 N1 L 60-67 Temple
N. 24 H W 84-77 Texas Southern
N. 29 A W 79-65 Ohio State
D. 3 H W 83-52 UNC Asheville
D. 9 H W 81-59 Samford
D. 16 N2 W 71-69 Florida (NR/22)
D. 19 H W 64-48 South Carolina
D. 22 H W 89-60 Louisiana-Lafayette
D. 30 H W 78-62 NC State
J. 3 A W 74-70 Boston College (25/NR)
J. 6 H W ^74-69 Louisville (25/NR)
J. 11 A L 77-78 NC State (19/NR)
J. 13 H W 72-63 Miami (19/18)
J. 16 A L 79-87 N. Carolina (20/15)
J. 20 H W 67-58 Notre Dame (20/NR)
J. 23 A L 36-61 Virginia (18/2)
J. 28 A W 72-70 Georgia Tech (18/NR)
J. 30 H W 82-78 N. Carolina (20/19)
F. 3 A W 75-67 Wake Forest (20/NR)
F. 8 H W 72-48 Pittsburgh (16/NR)
F. 14 A L ^79-81 Florida State (11/NR)
F. 18 H L 57-66 Duke (11/12)
F. 21 A L 58-65 Virginia Tech (15/NR)
F. 24 H W 75-67 Georgia Tech (15/NR)
F. 28 H W 76-63 Florida State (18/NR)
M. 3 A L 52-55 Syracuse (18/NR)
M. 8 N3 W 90-82 Boston College (19/NR)
M. 9 N3 L 58-64 Virginia (19/1)
M. 16 N4 W 79-68 New Mexico St. (20/NR)
M. 18 N4 W 84-53 Auburn (20/16)
M. 23 N5 L 76-80 Kansas (20/9)

N1 — Charleston Classic (Charleston, S.C.);
N2 — MetroPCS Orange Bowl Classic (Sunrise, Fla.); N3 — ACC Tournament (Brooklyn, N.Y.);
N4 — NCAA Tournament (San Diego, Calif.); N5
— NCAA Tournament (Omaha, Neb.)

2018-19 (20-14 OVERALL, 9-9 ACC, 9TH)

N. 6 H W 100-80 The Citadel (22/NR)
N. 9 H W 71-51 NC Central (22/NR)
N. 14 H W 75-59 Sam Houston State (19/NR)

YEAR BY YEAR RPI & STRENGTH OF SCHEDULE

Year	RPI	Schedule
1993-94	86	.5394
1994-95	79	.5503
1995-96	40	.5770
1996-97	11	.6159
1997-98	28	.5963
1998-99	98	.5336
1999-00	168	.4907
2000-01	168	.4903
2001-02	154	.4998
2002-03	87	.5398
2003-04	91	.5650
2004-05	93	.5350
2005-06	78	.5520
2006-07	34	.5927
2007-08	32	.6003
2008-09	36	.5936
2009-10	41	.5931
2010-11	55	.5707
2011-12	150	.5056
2012-13	187	.4881
2013-14	65	.5640
2014-15	106	.5306
2015-16	127	.5247
2016-17	75	.5508
2017-18	10	.6169
2018-19	60	.5630

Note: RPI figures are for the entire season.

N. 19 N1 W 72-69 vs. Akron (16/NR)
N. 20 N1 W 64-49 vs. Georgia (16/NR)
N. 21 N1 L 82-87 vs. Creighton (16/NR)
N. 26 H L 66-68 Nebraska
D. 4 H W 65-60 Saint Peter's
D. 8 N2 L 71-82 Mississippi State (NR/22)
D. 15 H W 74-66 Radford
D. 18 H W 78-51 Charleston Southern
D. 22 A W 78-68 South Carolina
D. 30 H W 84-67 Lipscomb
J. 5 A L 68-87 Duke (NR/1)
J. 9 A L 53-61 Syracuse
J. 12 H L 43-63 Virginia (NR/4)
J. 16 H W 72-60 Georgia Tech
J. 22 A L 68-77 Florida State
J. 26 A L 67-69 NC State
J. 29 H W 82-69 Pittsburgh
F. 3 H W 64-37 Wake Forest
F. 6 A W 65-42 Georgia Tech
F. 9 H W 59-51 Virginia Tech (NR/11)
F. 13 A L 64-65 Miami
F. 16 A L 55-56 Louisville

F. 19 H L 64-77 Florida State
F. 23 H W 76-66 Boston College
F. 27 A W 62-48 Pittsburgh
M. 2 H L 79-81 North Carolina (NR/5)
M. 6 A W 64-62 Notre Dame
M. 9 H W 67-55 Syracuse
M. 13 N3 L 58-59 NC State
M. 19 H1 W 75-69 Wright State
M. 24 H2 L 55-63 Wichita State

N1 — Cayman Islands Classic (Grand Cayma, Cayman Islands); N2 — Never Forget Tribute Classic (Newark, N.J.); N3 — ACC Tournament (Charlotte, N.C.); H1 — NIT First Round (Clemson, S.C.); H2 — NIT Second Round (Clemson, S.C.)

Note: Numbers in parenthesis are Clemson's AP rank/opponent AP rank prior to the game. Not all rankings are known prior to each game. "u" represents the ranking according to UPI.



THE 2017-18 TEAM EARNED THE PROGRAM'S FOURTH TRIP TO THE NCAA SWEET SIXTEEN.



GM 1: USA 69, FINLAND 65
GM 2: USA 58, UKRAINE 57
GM 3: USA 99, CHINA 70

QUARTERFINAL: USA 76, GERMANY 74
SEMIFINAL: USA 75, ISRAEL 73
GOLD MEDAL GAME: USA 85, UKRAINE 63

GOLD



2019 WORLD UNIVERSITY GAMES

CLEMSON

2019-20 SCHEDULE

NOV. 5 *Virginia Tech**
7 p.m.

NOV. 7 *Presbyterian*
7 p.m.

NOV. 10 *Colgate*
3 p.m.

NOV. 17 *Detroit Mercy*
3 p.m.

NOV. 21 *Alabama A&M*
7 p.m.

NOV. 24 *TCU*
10:30 p.m.

NOV. 26 *Colorado/Wyoming*
TBA

DEC. 2 *Minnesota*
9 p.m.

DEC. 8 *Florida State**
2 p.m.

DEC. 15 *South Carolina*
5 p.m.

DEC. 20 *Jacksonville*
9 p.m.

DEC. 22 *Yale*
4 p.m.

DEC. 31 *Miami**
4 p.m.

JAN. 4 *NC State**
Noon

JAN. 11 *North Carolina**
4:30 p.m.

JAN. 14 *Duke**
7 p.m.

JAN. 18 *NC State**
2 p.m.

JAN. 21 *Wake Forest**
8 p.m.

JAN. 25 *Louisville**
2 p.m.

JAN. 28 *Syracuse**
7 p.m.

FEB. 1 *Wake Forest**
TBA

FEB. 5 *Virginia**
7 p.m.

FEB. 9 *Notre Dame**
6 p.m.

FEB. 12 *Pittsburgh**
9 p.m.

FEB. 15 *Louisville**
4 p.m.

FEB. 22 *Boston College**
TBA

FEB. 25 *Georgia Tech**
9 p.m.

FEB. 29 *Florida State**
2 p.m.

MAR. 4 *Virginia Tech**
7 p.m.

MAR. 6 *Georgia Tech**
7 p.m.

HOME • AWAY • *ACC GAMES

TEVIN MACK • GR

PAUL GRINDE • GR

CURRAN SCOTT • GR