

GAME NOTES



ACC 29 POSTSEASON APPEARANCES | 4 SWEET SIXTEENS | 1 ELITE EIGHT | 1990 ACC REGULAR SEASON CHAMPIONS



CLEMSON (0-0, 0-0 ACC) vs. VIRGINIA TECH (0-0, 0-0 ACC)

TUESDAY, NOVEMBER 5 • 7:01 P.M. ET • LITTLEJOHN COLISEUM (9,000) • CLEMSON, S.C.



CLEMSON RECORDS

Overall:	0-0	0-0
vs. ACC opponents:	0-0	0-0
Non-Conference regular-season:	0-0	0-0
Home:	0-0	0-0
Away:	0-0	0-0
Neutral:	0-0	0-0

2019-20 SCHEDULE/RESULTS

Date	Opponent	TV	Score/Time (ET)
10/30	Anderson (Exhibition)	N/A	W, 75-48
11/5	Virginia Tech*	ESPNU	7 p.m.
11/7	Presbyterian	ACCN	7 p.m.
11/10	Colgate	ACCNX	3 p.m.
11/17	Detroit Mercy	ACCNX	3 p.m.
11/21	Alabama A&M	ACCNX	7 p.m.
11/24	vs. TCU ¹	TBA	10:30 p.m.
11/26	vs. Colorado/Wyoming ¹	TBA	TBA
12/2	at Minnesota ²	ESPN2	9 p.m.
12/8	at Florida State*	ACCN	2 p.m.
12/15	South Carolina	ESPN2	5 p.m.
12/20	Jacksonville	ACCN	9 p.m.
12/22	Yale	ACCN	4 p.m.
12/31	Miami*	ACCN	4 p.m.
1/4	NC State*	ACCN	12 p.m.
1/11	at North Carolina*	RSN	4:30 p.m.
1/14	Duke*	ESPN2/ACCN	7 p.m.
1/18	at NC State*	RSN	2 p.m.
1/21	Wake Forest*	ACCN	8 p.m.
1/25	at Louisville*	RSN	2 p.m.
1/28	Syracuse*	RSN	7 p.m.
2/1	at Wake Forest*	ACCN	TBA
2/5	at Virginia*	RSN	7 p.m.
2/9	Notre Dame*	ACCN	6 p.m.
2/12	at Pittsburgh*	RSN	9 p.m.
2/15	Louisville*	ESPN2/U/ACCN	4 p.m.
2/22	at Boston College*	ACCN	TBA
2/25	at Georgia Tech*	ESPN2/ACCN	9 p.m.
2/29	Florida State*	RSN	2 p.m.
3/4	at Virginia Tech*	ACCN	7 p.m.
3/6	Georgia Tech*	ESPN2	7 p.m.

* - ACC contest; Note: Home games in **bold**; ¹ MGM Resorts Main Event (Las Vegas, Nev.); ² ACC/Big 10 Challenge

CREDENTIALS

GAME CREDENTIALS

Media wishing to apply for credentials to cover Clemson Basketball games at Littlejohn Coliseum will be asked to apply at www.SportsSystems.com/ClemsonBasketball. Please contact Ben Winterrowd at winterrowd@clemson.edu with any questions or concerns. All credentialing decisions are made in accordance with the Clemson University Athletics Media Credential Policy, available at ClemsonTigers.com/mediapolicy.

CLEMSON SOCIAL MEDIA

Twitter | Instagram @ClemsonMBB
Facebook Facebook.com/ClemsonMBB

ATHLETIC COMMUNICATIONS

SID Contact: Ben Winterrowd
Office | Cell Phone: 864.656.1985 | 630.862.8828
Email: winterrowd@clemson.edu

Secondary Contact: Meaghan Frazier
Email: mfrazier@g.clemson.edu

GAME CENTER



TELEVISION: ESPNU

Talent: Roy Philpott and Paul Biancardi



RADIO: Clemson Tigers Network

Talent: Don Munson and Tim Bourret

Engineer: Ben Miltstead



RADIO: Sirius 81, XM 81, Internet 81

CLEMSON/VIRGINIA TECH SERIES HISTORY:

- OVERALL: Clemson trails series, 16-19
- HOME: Clemson leads series, 10-6
- ROAD: Clemson trails series, 6-12
- NEUTRAL: Clemson trails series, 0-1
- LAST MEETING: Feb. 9, 2019 (59-51, W)
- STREAK: Clemson, Won 1

SETTING THE SCENE BETWEEN THE TIGERS AND HOKIES

- The Clemson Tigers will embark on year 10 of the Brad Brownell era with an ACC foe in the season opener for the first time in Clemson history. Tipoff from Littlejohn Coliseum in Clemson, S.C. is slated for 7:01 p.m. ET.
- The contest will be televised on ESPNU with Roy Philpott and Paul Biancardi calling the action courtside, while Don Munson and Tim Bourret will call the action on the radio waves. The radio call will be available on the Clemson Tigers Network and Tunein.com.
- Live stats will be provided on ClemsonTigers.com and Twitter updates will be available on Clemson's official account (@ClemsonMBB).

CLEMSON BASKETBALL HEADLINES

- Clemson opens up the regular season with ACC foe Virginia Tech to debut the league's 20-game schedule on Tuesday, Nov. 5 at 7 p.m. on ESPNU.
- Clemson received a major boost in its lineup last week with the NCAA granting Khavon Moore's transfer request waiver, allowing Moore to become immediately eligible for the 2019-20 season. Moore is a transfer from Texas Tech and played just two minutes last season.
- The Tigers are coming off a summer in which they represented the United States in the 2019 World University Games - claiming a Gold Medal, the USA's first since 2015 and just its second since 2005.
- Clemson earned three wins in pool play against Finland (69-65), Ukraine (58-57) and China (99-70) before topping Germany (76-74) in the quarters, Israel (75-73) in the semis and a blowout of Ukraine in the Gold Medal game (85-63). The United States were led by Aamir Simms and John Newman III en route to a perfect 6-0 record in the tournament.
- Simms averaged 15.2 points and 9.8 rebounds per contest over six games, while Newman scored 13.3 points per game and also grabbed 5.7 rebounds per game.
- Simms' biggest game of the tournament came against Israel in the semifinal game. Simms scored 27 points (11-for-23 FG, 10-15 2FG) and grabbed 16 rebounds (seven on the offensive glass).
- The Tigers earned a victory in their last meeting with the Hokies, a 59-51 win over a then-ranked No. 11 Virginia Tech team inside Littlejohn Coliseum on Feb. 9, 2019.
- Clemson returns just 27.3 percent of its scoring from last season, but made key additions to its roster from the transfer portal: Tevin Mack (Alabama), Khavon Moore (Texas Tech), Nick Honor (Fordham), Curran Scott (Tulsa).

PROBABLE LINEUPS

(--/--)	Clemson	Ht.	Wt.	Yr.	Hometown	GP/GS	PPG	RPG	APG	MPG
G 2	Al-Amir Dawes	6-2	180	Fr.	Newark, N.J.	—	—	—	—	—
G 3	Chase Hunter	6-3	180	Fr.	Atlanta, Ga.	—	—	—	—	—
G 15	John Newman III	6-5	197	So.	Greensboro, N.C.	34/1	2.1	1.8	0.4	12.0
F 13	Tevin Mack	6-6	227	Gr.	Columbia, S.C.	34/24	9.0	3.3	0.8	20.6
F 25	Aamir Simms	6-8.5	240	Jr.	Palmyra, Va.	34/34	8.1	4.6	1.0	26.7
G 4	Nick Honor	5-10	205	So.	Orlando, Fla.	32/32	15.3	2.4	3.0	36.1
F 5	Hunter Tyson	6-8	211	So.	Monroe, N.C.	31/0	1.6	1.0	0.4	8.3
G 10	Curran Scott	6-4	205	Gr.	Edmond, Okla.	32/26	8.9	2.5	1.1	24.7
G 11	Parker Fox	6-6	202	So.	Reno, Nev.	5/0	0.6	0.0	0.0	1.0
G 12	Alex Hemenway	6-3	180	Fr.	Newburgh, Ind.	—	—	—	—	—
F 20	O'Neil McBride	6-7	195	Fr.	Myrtle Beach, S.C.	—	—	—	—	—
F 21	Khavon Moore	6-8	217	So.	Macon, Ga.	1/0	0.0	0.0	0.0	—
F 32	Paul Grinde	6-10	300	Gr.	Virginia Beach, Va.	25/25	14.1	6.9	1.8	24.2
C 55	Trey Jemison	7-0	256	So.	Birmingham, Ala.	20/0	0.4	0.8	0.1	3.6

Injured

G 0	Clyde Trapp	6-4	196	Jr.	Eastover, S.C.	--	Torn ACL	--		
F 1	Jonathan Baehre	6-10	214	RSr.	Wiesbaden, Germany	--	Torn ACL	--		

(--/--)	Virginia Tech	Ht.	Wt.	Yr.	Hometown	GP/GS	PPG	RPG	APG	MPG
G 0	Hunter Cattoor	6-3	205	Fr.	Orlando, Fla.	—	—	—	—	—
G 1	Isaiah Wilkins	6-4	225	So.	Winston-Salem, N.C.	34/1	4.7	2.3	0.6	14.4
G/F 2	Landers Nolley II	6-7	225	RFr.	Atlanta, Ga.	—	—	—	—	—
G 3	Wabissa Bede	6-0	200	Jr.	North Andover, Mass.	35/26	3.8	2.5	2.3	25.3
F 14	P.J. Horne	6-6	225	Jr.	Tifton, Ga.	29/4	3.3	2.2	0.3	13.0

BROADCAST SHEET

(Clicking on a player's headshot will take you to their online bio)



#0 CLYDE TRAPP

So. • 6-4 • 194 • Guard

Eastover, S.C. • Lower Richland HS

- Tore his ACL on Friday, June 28 - the day before the team took off for Italy for the 2019 World University Games.
- No timetable for return to action.

- Served as backup point guard to Shelton Mitchell in 2018-19.
- Scored season-high 16 points against Pitt (Jan. 29).
- Career-high 5 field goals vs. Lipscomb (Dec. 30).
- Appeared in 34 games and made seven starts (6.0 PPG, 3.4 RPG)



#1 JONATHAN BAEHRE

Jr. • 6-10 • 209 • Forward

Wiesbaden, Germany • UNC Asheville

- Tore his ACL on Tuesday, May 21 and did not participate in the 2019 World University Games in Italy.
- No timetable for return to action.

- Sat out last season due to NCAA transfer rules.
- Transferred from UNC Asheville.
- Scored 28 points and grabbed 14 rebounds in an NIT contest against Southern California (the only USC) in 2018.



#2 AL-AMIR DAWES

Fr. • 6-2 • 180 • Guard

Newark, N.J. • The Patrick School

- Will serve as Clemson's starting point guard in the wake of Clyde Trapp's injury.
- Came to Clemson as a four-star prospect according to ESPN and 247Sports.
- Ranked No. 95 in ESPN's Top 100

- Averaged 7.0 points, 2.2 rebounds and 2.3 assists during the 2019 World University Games.
- Chose Clemson over Providence, Seton Hall, St. John's and UCONN.



#3 CHASE HUNTER

Fr. • 6-3 • 200 • Guard

Atlanta, Ga. • Westlake HS

- Came to Clemson as a four-star prospect and No. 98 overall in 247Sports' Top 100.
- Rated the No. 4 player in the state of Georgia and the No. 14 combo guard in the country.

- Averaged 3.8 points, 1.5 rebounds and 1.0 assists during the 2019 World University Games.
- Chose Clemson over Georgia, Virginia, Oklahoma and Michigan State.




#5 HUNTER TYSON

So. • 6-8 • 211 • Forward

Monroe, N.C. • Piedmont HS

- Scored 11 points in 12 minutes of action against Anderson in an exhibition.
- Finished 4-for-5 from the field, including a perfect 3-for-3 from behind the arc.

- Averaged 8.3 points and 3.8 rebounds during the 2019 World University Games.
- Averaged 1.6 points and 1.0 rebounds last season.
- Scored career-high 9 points at Pittsburgh (Feb. 27, 2019).




#10 CURRAN SCOTT

Gr. • 6-4 • 204 • Guard

Edmond, Okla. • Tulsa

- Graduate senior who is serving his final year of eligibility for the Tigers in 2019-20.
- Led Tulsa with 41 three-pointers last season.

- Shot 44.4 percent from long range in AAC play last season.
- Scored in double-figures on 13 occasions, including two 20-point outings.
- Finished the season (last five games) averaging 15.8 points.



#11 PARKER FOX

So. • 6-6 • 202 • Guard

Reno, Nev. • Oconee HS (Ga.)

- Walk-on guard who joined the team in the spring of 2018.
- Son of current University of California men's basketball head coach Mark Fox.
- Appeared in five games last season.

- Made his collegiate debut against The Citadel (Nov. 6, 2019).
- Connected on first career points with first career 3-pointer against Charleston Southern.
- Finished the season 50.0 percent from the floor and from distance.



#12 ALEX HEMENWAY

Fr. • 6-3 • 180 • Guard

Newburgh, Ind. • Castle HS

- Posted one of the biggest shots of the 2019 World University Games - a 4-point play at the end of the Finland game which helped seal a 69-65 victory.
- Averaged 3.0 points during the tournament.

- Came to Clemson as a three-star prospect.
- Ranked as the No. 10 prospect in the state of Indiana.
- Chose Clemson over Nebraska, Creighton, DePaul and Belmont.



#13 TEVIN MACK

Gr. • 6-6 • 227 • Guard/Forward

Columbia, S.C. • Dreher HS

- Graduate senior who is serving his final year of eligibility for the Tigers in 2019-20 (transferred from Alabama).
- Finished fourth in scoring for Alabama (9.0 ppg).

- Finished third in double-digit scoring games last season (16).
- Played 48 career games at Texas prior to transferring to Alabama.
- Career high 27 points against Oklahoma State (1/4/17).



#15 JOHN NEWMAN III

So. • 6-5 • 197 • Guard

Greensboro, N.C. • Greensboro Day

- Appeared in all 34 games last season and made one start.
- First career start came against Mississippi State (Dec. 8, 2018).
- Averaged 2.1 points and 1.8 rebounds

- Averaged 13.3 points and 5.7 rebounds per game during the 2019 World University Games.
- Scored 8 points and grabbed five rebounds in an exhibition victory over Anderson (Oct. 30).




#20 O'NEIL McBRIDE

Fr. • 6-7 • 195 • Forward

Myrtle Beach, S.C. • Myrtle Beach HS

- Walk-on who joined the Tigers during the summer of 2019.
- Attended and graduated from Myrtle Beach High School.
- Averaged 10.0 PPG and 9.0 RPG as a senior

- Following high school, attended postgraduate school and played at Fork Union Military Academy (Va.).



#21 KHAVON MOORE

So. • 6-8 • 217 • Forward

Macon, Ga. • Texas Tech

- NCAA granted a transfer waiver in favor of Moore on Wednesday, Oct. 30. He is immediately eligible to play.
- Transferred from Texas Tech; played two minutes last season due to injury.

- Came out of high school as a highly regarded four-star prospect.
- Was rated No. 44 in the nation by Rivals.com.
- ESPN graded Moore at No. 43 in ESPN's Top 100.



#25 AAMIR SIMMS

Jr. • 6-8.5 • 240 • Forward

Palmyra, Va. • Blue Ridge School

- Started all 34 games last season.
- Doubled points per game averaged from freshman season (4.0 PPG to 8.1 PPG).
- Grabbed career-high 157 rebounds, including 50 on the offensive glass.

- Averaged 15.2 points and 9.8 rebounds per game during the 2019 World University Games.
- Scored 27 points and grabbed 16 rebounds against Israel.
- 44.1 FG percentage in 2018-19; 25 blocks (second on team).



#32 PAUL GRINDE

Gr. • 6-10 • 300 • Forward

Virginia Beach, Va. • Vassar

- Graduate senior who is serving his final year of eligibility for the Tigers in 2019-20 (transferred from Vassar College).
- Averaged 14.1 points and 6.9 rebounds per game last season for Vassar.

- 17th player in Vassar history to amass 1,000 points.
- Ranks sixth all-time at Vassar in rebounds with 569
- One of just four players all time at Vassar to post 1,000 points and 500 rebounds.



#55 TREY JEMISON

So. • 7-0 • 256 • Center

Birmingham, Ala. • Hoover HS

- Appeared in 20 contests last season after returning from a knee injury.
- Played 72 total minutes last season and grabbed 16 total rebounds.
- Averaged 0.4 points and 0.8 rebounds.

- Scored career-high four points at Duke (Jan. 5, 2019).
- Blocked a career-high two shots against Wake Forest (Feb. 3, 2019).
- Averaged 4.2 points and 3.5 rebounds at 2019 World University Games.

ROSTER

ALPHABETICAL

No	Name	Pos	Hgt	Wgt	Cl.	Exp.	Hometown	Previous School
1	Jonathan Baehre	F	6-10	209	RSr.	TR	Wiesbaden, Germany	UNC Asheville
2	Al-Amir Dawes	G	6-2	180	Fr.	HS	Newark, N.J.	The Patrick School
11	Parker Fox	G	6-6	202	So.	1VL	Reno, Nev.	Oconee HS (GA)
32	Paul Grinde	F/C	6-10	300	Gr.	TR	Virginia Beach, Va.	Vassar
12	Alex Hemenway	G	6-3	180	Fr.	HS	Newburgh, Ind.	Castle HS
4	Nick Honor	G	5-10	205	So.	TR	Orlando, Fla.	Fordham
3	Chase Hunter	G	6-3	200	Fr.	HS	Atlanta, Ga.	Westlake HS
55	Trey Jemison	C	7-0	256	So.	1VL	Birmingham, Ala.	Hoover HS
13	Tevin Mack	G/F	6-6	227	Gr.	TR	Columbia, S.C.	Alabama
21	Khavon Moore	G/F	6-8	217	So.	TR	Macon, Ga.	Texas Tech
15	John Newman III	F	6-5	197	So.	1VL	Greensboro, N.C.	Greensboro Day School
10	Curran Scott	G	6-4	205	Gr.	TR	Edmond, Okla.	Tulsa
25	Aamir Simms	F	6-7	240	Jr.	2VL	Palmyra, Va.	Blue Ridge School
0	Clyde Trapp	G	6-4	194	Jr.	2VL	Eastover, S.C.	Lower Richland HS
5	Hunter Tyson	F	6-8	211	So.	1VL	Monroe, N.C.	Piedmont HS

NUMERICAL

No	Name	Pos	Hgt	Wgt	Cl.	Exp.	Hometown	Previous School
0	Clyde Trapp	G	6-4	194	Jr.	2VL	Eastover, S.C.	Lower Richland HS
1	Jonathan Baehre	F	6-10	209	RSr.	TR	Wiesbaden, Germany	UNC Asheville
2	Al-Amir Dawes	G	6-2	180	Fr.	HS	Newark, N.J.	The Patrick School
3	Chase Hunter	G	6-3	200	Fr.	HS	Atlanta, Ga.	Westlake HS
4	Nick Honor	G	5-10	205	So.	TR	Orlando, Fla.	Fordham
5	Hunter Tyson	F	6-8	211	So.	1VL	Monroe, N.C.	Piedmont HS
10	Curran Scott	G	6-4	205	Gr.	TR	Edmond, Okla.	Tulsa
11	Parker Fox	G	6-6	202	So.	1VL	Reno, Nev.	Oconee HS (Ga.)
12	Alex Hemenway	G	6-3	180	Fr.	HS	Newburgh, Ind.	Castle HS
13	Tevin Mack	G/F	6-6	227	Gr.	TR	Columbia, S.C.	Alabama
15	John Newman III	F	6-5	197	So.	1VL	Greensboro, N.C.	Greensboro Day School
21	Khavon Moore	G/F	6-8	217	So.	TR	Macon, Ga.	Texas Tech
25	Aamir Simms	F	6-7	240	Jr.	2VL	Palmyra, Va.	Blue Ridge School
32	Paul Grinde	F/C	6-10	300	Gr.	TR	Virginia Beach, Va.	Vassar
55	Trey Jemison	C	7-0	256	So.	1VL	Birmingham, Ala.	Hoover HS

Head Coach: Brad Brownell

Assistant Coaches: Dick Bender, Antonio Reynolds Dean, Anthony Goins

Director of Basketball Operations: Matt Bucklin

Special Assistant to the Head Coach: Marty Simmons

Director of Basketball Recruiting: Philip Pearson

Strength & Conditioning: Mike Bewley

Director of Player Development: Terrell McIntyre

Athletic Trainer: Brad Crowe

Video Coordinator: Amit Tailor

Graduate Managers: Kylan Butler and Aaron Stevens

Undergraduate Managers: Jake Cerota, Luke Phillips, Braden Green, Palmer Morris

PRONUNCIATION GUIDE

Jonathan Baehre	<i>Rhymes with Bear</i>
Mike Bewley	<i>BYOO-lee</i>
Brad Brownell	<i>BROW-nehl</i>
Trey Jemison	<i>GEM-ih-son</i>
Khavon Moore	<i>KAY-vohn</i>
Paul Grinde	<i>GRIN-dee</i>

CLEMSON TIGERS BLUEPRINT

Via High School Ranks (9)

Clyde Trapp (2017 recruiting class)
 Al-Amir Dawes (2019 recruiting class)
 Chase Hunter (2019 recruiting class)
 Hunter Tyson (2018 recruiting class)
 Parker Fox (2018 recruiting class)
 Alex Hemenway (2019 recruiting class)
 John Newman III (2018 recruiting class)
 Aamir Simms (2017 recruiting class)
 Trey Jemison (2018 recruiting class)

Via Transfer Portal (6)

Jonathan Baehre (2018 transfer from UNC Asheville)
 Nick Honor (2019 transfer from Fordham)
 Curran Scott (2019 graduate transfer from Tulsa)
 Tevin Mack (2019 graduate transfer from Alabama)
 Khavon Moore (2019 transfer from Texas Tech)
 Paul Grinde (2019 graduate transfer from Vassar)

HEAD COACH BRAD BROWNELL



(Clicking on Coach Brownell's headshot will take you to his online bio)



CAREER RECORDS

Overall Record: 336-212
Conference Games (regular season career): 177-123
Non-Conference Games (at Clemson): 89-37
ACC Tournament: 4-9
NCAA Tournament (career): 3-5
Overtime Games (at Clemson): 9-6
NIT (career): 4-3

CAREER RECORDS (ACC PLAY)

Overall Record (Regular Season): 76-82
Overall Record (inc. postseason): 80-91
ACC Tournament: 4-9

ALL-TIME WINNINGEST COACHES

1.	Cliff Ellis (1985-94)	177-128
2.	Brad Brownell (2010-present)	169-127
3.	Bill Foster (1975-84)	156-106
4.	Oliver Purnell (2003-10)	138-88
5.	Joe Davis (1932-40)	101-86

CAREER COACHING RECORDS

Season Victories: 25
Cliff Ellis, 1986-87
Oliver Purnell, 2006-07
Brad Brownell, 2017-18

ACC Season Victories
11, Brad Brownell, 2017-18

ACC Home Victories
8, Brad Brownell, 2017-18

ACC Regular Season Career Victories
76, Brad Brownell (76-82), 2010-19

Overall Wins vs. ACC Teams
80, Brad Brownell (80-91), 2010-19

Overall Winning Percentage
vs. ACC Teams: .468, Brad Brownell (80-91), 2010-19

Overall ACC Home Winning Percentage
.693, Brad Brownell (61-27), 2010-19

ABOUT BRAD BROWNELL

Born November 15, 1968
Hometown Evansville, Indiana
High School Harrison High School
Degree DePauw University (1991); history
Master's University of Indianapolis (1994); history

FAMILY

Wife Paula
Daughter Abby
Daughter Kate

COACHING EXPERIENCE

Years	School, Position
1991-92	Evansville, graduate assistant
1992-94	Indianapolis; assistant coach
1994-2002	UNC Wilmington, assistant coach
2002-06	UNC Wilmington, head coach
2006-10	Wright State, head coach
2010-pres.	Clemson, head coach

PLAYING EXPERIENCE

Years	
1988-91	DePauw University (Ranks seventh in school history in career assists)

COACHING HONORS

2003	Colonial Athletic Association Coach of the Year
2006	Colonial Athletic Association Coach of the Year
2008	Horizon League Coach of the Year
2018	Sports Illustrated College Basketball Coach of the Year

COACHING TREE

Colton Ayers (Assistant coach at Limestone College)
Nick Bowman (Assistant coach at Nicholls State)
Tee Butters (Assistant coach at Charleston Southern)
Austin Claunch (Head coach at Nicholls State)
Billy Donlon (Head coach at UMKC)
Jimmy Garrity (Head women's coach at Wofford)
CJ Gleaton (Assistant coach at Quincy University)
Adam Gordon (Associate head coach at Southeast Missouri State)
Earl Grant (Head coach at College of Charleston)
Marty McGillan (Assistant coach at Longwood)
Riley McGillan (Director of operations at Longwood)
Lucas McKay (Assistant coach at UMKC)
Terrence Oglesby (Assistant coach at Carson-Newman)
Rick Ray (Head coach at Southeast Missouri State)
Richie Riley (Head coach at South Alabama)
Tanner Smith (Assistant coach at Kennesaw State)
Mike Winiecki (Assistant coach at Lakeland Magic (NBA G-League))

NBA DRAFT PICKS UNDER BROWNELL

2014	K.J. McDaniels, 32nd to Philadelphia
2017	Jaron Blossomgame, 59th to San Antonio

BROWNELL'S YEAR-BY-YEAR HEAD COACHING RECORD

YEAR	SCHOOL	OVERALL	.PCT	CONF.	POSTSEASON
2002-03	UNC Wilmington	24-7	.744	15-3	NCAA, 1st round
2003-04	UNC Wilmington	15-15	.500	9-9	
2004-05	UNC Wilmington	19-10	.655	13-5	
2005-06	UNC Wilmington	25-8	.758	15-3	NCAA, 1st round
2006-07	Wright State	23-10	.697	13-3	NCAA, 1st round
2007-08	Wright State	21-10	.677	12-6	
2008-09	Wright State	20-13	.606	12-6	
2009-10	Wright State	20-12	.625	12-6	
2010-11	Clemson	22-12	.647	9-7	NCAA, 2nd round
2011-12	Clemson	16-15	.516	8-8	
2012-13	Clemson	13-18	.419	5-13	
2013-14	Clemson	23-13	.639	10-8	NIT, Semifinals
2014-15	Clemson	16-15	.516	8-10	
2015-16	Clemson	17-14	.548	10-8	
2016-17	Clemson	17-16	.515	6-12	NIT, 1st Round
2017-18	Clemson	25-10	.714	11-7	NCAA, Sweet Sixteen
2018-19	Clemson	20-14	.588	9-9	NIT, 2nd Round

HEAD COACHING SUMMARY

at UNC Wilmington	83-40	.675	52-20
at Wright State	84-45	.651	49-21
at Clemson	169-127	.571	76-82
TOTALS	336-212	.613	177-123

NOTE: Conference record is regular season only.

GAME NOTES & MISCELLANEOUS STATS

SERIES HISTORY VS. VIRGINIA TECH

- Clemson will look for its 17th victory in the all-time series against Virginia Tech in the season opener tonight.
- The Tigers are 16-19 all-time against the Hokies, including a win in their lone meeting last year. A 59-51 win in Littlejohn Coliseum on Feb. 9, 2019.
- This marks the earliest that Clemson will have ever played a regular season game and the earliest date against an ACC opponent in history.
- Head coach Brad Brownell is 2-0 in his career against newly appointed Virginia Tech head coach Mike Young.
- Brownell has twice defeated Young in two contests when Young was the head man at nearby Wofford College.

SEASON OPENING DOMINANCE

- Clemson has won 34-straight games to open a season, which dates back to the 1985-86 season.
- Head coach Brad Brownell is 9-0 in season openers at Clemson.

BRAD BROWNELL ENTERS YEAR 10

- Head coach Brad Brownell will look to become Clemson's all-time wins leader this season.
- He needs just eight victories to tie and nine to pass Cliff Ellis for the all-time leader at Clemson.
- Brownell won his 157th career game as the head coach at Clemson against Charleston Southern (Dec. 18).
- With 157 wins, Brownell passed Bill Foster for second all-time on the Clemson win list.

ALL-TIME WINNINGEST COACHES AT CLEMSON

Rk.	Coach	Record
1.	Cliff Ellis (1985-94)	177-128
2.	Brad Brownell (2010-present)	169-126
3.	Bill Foster (1975-84)	156-106
4.	Oliver Purnell (2003-10)	138-88
5.	Joe Davis (1932-40)	101-86
6.	Rock Norman (1941-46)	85-131
7.	Bobby Roberts (1963-70)	82-116

8.	Rick Barnes (1994-98)	74-48
9.	Larry Shyatt (1998-03)	70-84
10.	Tates Lock (1971-75)	62-70

BROWNELL'S 20-WIN SEASONS

- Head coach Brad Brownell clinched his fourth 20-win campaign at Clemson with a 75-69 victory over Wright State in the first round of the NIT on March 19, 2019.
- It marks Brownell's second consecutive 20-win season at Clemson.
- Brownell won 25 games in 2017-18 en route to leading the Tigers to the Sweet 16 of the NCAA Tournament.
- Brownell was a Naismith National Coach of the Year semifinalist in 2017-18 and won Sports Illustrated College Coach of the Year.
- The 25 wins tied the Clemson record for wins in a season and the 11 ACC victories was the most by a Clemson coach in history.
- Brownell also accomplished 20 wins in 2013-14 and in his first season as a Tiger in 2010-11.
- The Tigers reached the semifinals of the NIT in 2014, while making an appearance in the second round of the NCAA Tournament in 2011.
- Brownell came to Clemson with six 20-win campaigns under his belt, including one at UNC Wilmington and one for each year he spent at Wright State.
- Of those six seasons, Brownell's teams made it to the NCAA Tournament on three occasions.

CLEMSON'S DEFENSE LAST TWO SEASONS

- Clemson has finished in the top 15 of adjusted defensive efficiency each of the last two seasons.
- The Tigers are one of just six total programs to claim that accomplishment over the last two years.
- Clemson finished 14th nationally last season and 6th nationally in 2017-18.

2019-20 THREE-POINT LINE

- The 3-point line will be extended by approximately 1 foot, 8 inches to the same distance used by FIBA for international competition (22 feet, 1.75 inches).
- The previous 3-point line was moved back prior to the 2008-09 season (20 feet, 9 inches).
- For 21 years, the 3-point line stood at 19 feet, nine inches from 1986-87 to 2007-08.
- The 3-point line was first introduced to college basketball during the 1982-83 season and stood at 17 feet, nine inches. The Tigers played with that distance in 15 ACC games and a game against Presbyterian.
- Also that season, the Tigers played three contests in the Alaska Shootout with an experimental distance of what would become the new 3-point line distance in 1986-87 (19 feet, 9 inches).

CLEMSON REPRESENTS UNITED STATES AND WINS GOLD MEDAL

- Clemson represented the United States at the 2019 World University Games and proceeded to finish the tournament 6-0 and win a Gold Medal.
- The Gold Medal for the United States was its first since 2015 and just its second since 2005.
- In the Gold Medal game, John Newman III scored a game-high 20 points with a team-high seven rebounds as the United States coasted to an 85-63 win over Ukraine.
- The United States trailed early in the game 6-0, but went on a 23-4 run and a 12-2 run to start the second quarter to take a 40-17 lead.
- The USA cruised in the second half and built a game-high 27-point lead at 79-52 before closing out the 22-point win.
- Aamir Simms led the United States' attack, averaging 15.2 points and 9.8 rebounds for the tournament.

INDIVIDUAL CAREER STATISTICS

						Field Goals			3-PT			Rebounds														
##	Name	GMs	Sts.	Min.	Avg.	FG	FGA	Pct.	FG	FGA	Pct.	FT	FTA	PCT	OR	DR	TOT	Avg.	PF	DQ	A	TO	BK	S	Pts.	Avg.
0	TRAPP, Clyde	62	6	1007	16.2	84	206	.408	33	103	.320	50	76	.658	16	113	129	2.1	97	2	70	70	9	29	251	4.0
1	BAEHRE, Jonathan	43	21	823	19.1	112	210	.533	26	70	.371	25	35	.714	63	174	237	4.1	101	4	38	44	64	25	275	6.4
2	DAWES, Al-Amir																									
3	HUNTER, Chase																									
5	TYSON, Hunter	30	0	252	8.4	16	63	.254	11	47	.234	6	9	.667	6	26	32	1.1	18	0	12	6	8	2	49	1.6
10	SCOTT, Curran																									
11	FOX, Parker	5	0	5	1.0	1	2	.500	1	2	.500	0	0	.000	0	0	0	0.0	1	0	0	1	0	0	3	0.6
12	HEMENWAY, Alex																									
13	MACK, Tevin																									
15	NEWMAN III, John	33	1	381	11.5	26	66	.394	9	27	.333	6	11	.545	15	45	60	1.8	30	0	14	19	5	10	67	2.0
20	McBRIDE, O'Neil																									
21	MOORE, Khavon																									
25	SIMMS, Aamir	67	45	1410	21.0	156	347	.450	53	162	.327	37	56	.661	72	186	258	3.9	125	2	54	64	54	29	402	6.0
32	GRINDE, Paul																									
55	JEMISON, Trey	19	0	71	3.7	2	6	.333	0	0	.000	3	5	.600	5	10	15	0.8	18	0	1	3	5	2	7	0.4

CLEMSON'S RECORD... (2018-19)

Overall.....	20-14	When leading with 1:00 left	19-3
At home.....	14-5	When trailing with 1:00 left	1-10
On the road.....	4-6	When shooting 50% or better	7-1
At neutral sites.....	2-3	When opponent shoots less than 50%	19-10
In overtime	0-0	When scoring 70 or more points.....	12-3
Vs. ranked opponents.....	1-5	When winning the rebound margin	14-8
In games decided by 3 points or less.....	2-6	When winning the turnover margin	11-4
In games decided by 5 points or less.....	1-1	When winning points in the paint	15-6
In games decided by 7 or more points	16-6	When winning bench points	7-4
When leading at halftime.....	16-4	In November	5-2
When trailing at halftime	1-8	In December	5-1
When tied at halftime	3-1	In January.....	2-5
When leading with 5:00 left	17-1	In February	5-3
When trailing with 5:00 left.....	2-12	In March.....	3-2

NOTES

PRONUNCIATION GUIDE

COACHES

HC Brad Brownell	BROW-nehl
Strength Coach Mike Bewley	BYOO-lee
Player Development Terrell McIntyre	TUH-rell
Athletic Trainer Brad Crowe	"Crow"
Video Coordinator Amit Taylor	uh-MEET Taylor

PLAYERS

F Jonathan Baehre	"Bear"
F Paul Grinde	GRIN-dee
C Trey Jemison	GEM-ih-son
F Khavon Moore	KAY-vohn
G Curran Scott	KERR-ehn

HOMETOWNS/HIGH SCHOOLS

Weisbaden , Germany (Jonathan Baehre)	WHEEZ-bade-en
Oconee High School (Ga.) (Parker Fox)	OH-cone-ee
Macon , Ga. (Khavon Moore)	MAKE-in

- Simms turned in his best performance with an ultra-impressive showing against Israel in the semifinal game with 27 points and 16 rebounds.
- Newman III followed Simms' lead throughout the tournament and averaged 13.3 points and 5.7 rebounds per contest.
- Of the United States' six victories, four came by five points or less.

FRESH FACES IN 2019-20

- Clemson welcomed nine newcomers to the program, including three graduate transfers, two transfers and four freshmen.
- Tevin Mack, Curran Scott and Paul Grinde are all immediately eligible this season as graduate transfers.
- Khavon Moore (Texas Tech) received a waiver on Wednesday, Oct. 30 which granted his request and makes him immediately eligible to play this season.
- Clemson also welcomed in four freshmen: Chase Hunter, Al-Amir Dawes, Alex Hemenway and O'Neil McBride.

CLEMSON 2019-20 SIGNING CLASS

- Head coach Brad Brownell's Tigers announced the signing of three student-athletes on Nov. 15.
- 247Sports ranked the Tigers' class No. 35 overall in the country and No. 6 in the Atlantic Coast Conference.
- Al-Amir Dawes (The Patrick School/Newark, N.J.), Chase Hunter (Westlake/Atlanta, Ga.) and Alex Hemenway (Castle HS/Newburgh, Ind.) all signed national letters of intent to play at Clemson.
- "We're excited about the addition of these three young men," Brownell stated. "It's no secret that we needed to add depth to our backcourt and our staff is super excited about Al-Amir, Chase and Alex. They all bring unique skill sets to our team and we believe they will complement each other very well on the floor."
- Dawes is a 6-2 guard from Newark, N.J. and is rated as a four-star prospect according to both ESPN and 247Sports.
- ESPN has Dawes ranked No. 95 in its Top 100 for the 2019 signing class.
- He is rated the 5th-best prospect in New Jersey, 15th nationally at the point guard position and 24th overall on the east coast.
- Dawes averaged 16.8 points, 4.0 assists, 2.9 rebounds and 1.8 steals per game on the Nike EYBL Circuit en route to third-team honors — earning top 15 recognition.
- He chose Clemson over Providence, Seton Hall, St. John's and UCONN.
- "Al is a tough, hard-nosed playmaker who excels in the pick and roll game," said Brownell. "He comes from one of the best basketball programs in the country and has

played against tremendous competition throughout his career. He has very good speed in the open floor and we are excited about his ability to create for himself and others."

- Hunter is a 6-3 combo guard from Atlanta Ga. and is rated as a four-star prospect and No. 98 overall in 247Sports' Top 100 recruits for the 2019 class.
- 247Sports ranks Hunter as the No. 4 player in the state of Georgia and the No. 14 combo guard in the country.
- He averaged 15.6 points, 4.1 rebounds, 2.3 assists and 1.8 steals per game as a junior in high school.
- He scored in double-figures in 17-of-22 games and scored more than 20 points on eight occasions, including at least 30 points twice.
- On the Under Armour Circuit, he averaged 14.0 points, 2.7 assists, 2.5 rebounds and 1.5 steals per game.
- Hunter chose Clemson over Georgia, Virginia, Oklahoma and Michigan State.
- "Chase is a super athletic guard who attacks the basket in transition and shoots the ball well from the perimeter," Brownell said. "He is a very strong, physical defender who should be able to contribute immediately because of his elite athleticism and his ability to score in a variety of ways."
- Hemenway is a 6-4 distance shooter from Newburgh, Ind. and is rated as a three-star prospect by 247Sports and is listed as the No. 10 recruit in the state of Indiana.
- Hemenway averaged 21.0 points, 5.0 rebounds and 4.0 assists per game as a junior last season at Castle High School.
- He chose Clemson over Nebraska, Creighton, DePaul and Belmont.
- "Alex is a sneaky good athlete with very good skill level and a high basketball IQ," said Brownell. "He shoots the ball well from three-point range and his versatility should allow him to play both guard positions in our program."

CLEMSON TOUGH TO BEAT WHEN ALLOWING 50 OR LESS POINTS

- In Brad Brownell's tenure as head coach at Clemson, the Tigers are a combined 43-2 when they allow 50 or less points to its opponent.
- Clemson is 4-0 this season in such games.
- The Tigers topped Pittsburgh for the second time this season with a 62-48 victory on the road on Feb. 27.
- Clemson rolled Georgia Tech on the road on Feb. 6, 65-42, and clinching the fewest points allowed in consecutive ACC games in Clemson history.
- The Tigers dominated Wake Forest on Feb. 3, 64-37, holding the Demon Deacons to the lowest point total allowed in an ACC game under Brownell.
- The 37 points ties Georgia Tech from a Feb. 21, 2012, 56-37, Tiger victory.
- The 40th win came on Nov. 20 in the Cayman Islands Classic semifinals with a 64-49 win over Georgia.
- The Tigers have won its last 22 contests in which they have allowed 50 or less points (22-0).
- The only losses on the record are losses to Virginia (49-47, Feb. 2, 2011) and Miami (45-43, Feb. 17, 2013).

CLEMSON'S RECORD IN GAMES ALLOWING 50 POINTS OR LESS (UNDER BROWNELL)

Year	Record
2010-11	6-1
2011-12	7-0
2012-13	6-1
2013-14	9-0
2014-15	3-0
2015-16	4-0
2016-17	2-0
2017-18	2-0
2018-19	4-0
TOTAL	43-2

BRAD BROWNELL VS. 2019-20 OPPONENTS

Opponent	at Clemson	Overall
Alabama A&M	0-0	0-0
Boston College	10-3	10-3
Colgate	0-0	0-0
Detroit Mercy	0-0	10-0
Duke	2-9	2-9
Florida State	6-14	6-14
Georgia Tech	16-4	16-4
Jacksonville	0-0	2-0
Louisville	2-3	2-3
Miami (Fla.)	5-6	5-6
Minnesota	0-1	0-1
North Carolina	1-11	1-13
NC State	7-9	7-9
Notre Dame	2-5	2-5
Pittsburgh	6-3	6-3
Presbyterian	2-0	3-0
South Carolina	5-4	5-4
Syracuse	3-4	3-4
TCU	0-0	0-0
Virginia	2-11	2-11
Virginia Tech	6-7	6-7
Wake Forest	11-1	11-2
Yale	0-0	0-0

CLEMSON VS. 2019-20 OPPONENTS

Opponent	Overall
Alabama A&M	0-0
Boston College	18-7
Colgate	1-0
Detroit Mercy	0-0
Duke	31-109
Florida State	32-43
Georgia Tech	73-63
Jacksonville	1-0
Louisville	2-6
Miami (Fla.)	14-12
Minnesota	2-5
North Carolina	21-133
NC State	53-104
Notre Dame	2-5
Pittsburgh	6-3
Presbyterian	57-18-1
South Carolina	79-90
Syracuse	5-4
TCU	1-0
Virginia	53-76
Virginia Tech	16-19
Wake Forest	63-99
Yale	1-1

NOTES

LITTLEJOHN COLISEUM MISC.

First Game: Nov. 30, 1968 (Clemson 76, Georgia Tech 72)
Games: 767
Overall Record: 562-205 (.733)
Non-Conference: 352-44 (.889) | **ACC:** 210-161 (.566)
Brownell Era: 101-34 (.748) | **Non-Con:** 52-10 (.839) | **ACC:** 46-26 (.667)
Total Attendance (Avg.): 6,147,152 (8,015)
Most Wins / Season: 16 (2006-07; 2013-14)

LITTLEJOHN COLISEUM HOME RECORD

Year	Overall	Pct.	Attn.	Avg.
1968-69	4-7	.364	55,150	5,014
1969-70	6-5	.546	50,877	4,625
1970-71	8-4	.667	63,488	5,291
1971-72	6-4	.600	81,278	8,128
1972-73	9-2	.818	85,750	7,795
1973-74	9-4	.692	103,519	7,963
1974-75	11-1	.917	113,515	9,460
1975-76	8-5	.615	107,220	8,248
1976-77	13-2	.867	134,841	8,883
1977-78	10-5	.667	138,115	9,208
1978-79	13-3	.813	144,535	9,033
1979-80	15-0	1.000	130,900	8,727
1980-81	12-4	.750	145,792	9,112
1981-82	11-5	.688	139,731	8,733
1982-83	9-7	.563	131,063	8,191
1983-84	11-5	.688	129,600	8,100
1984-85	12-4	.750	130,136	8,134
1985-86	14-5	.737	144,699	7,616
1986-87	15-2	.882	142,274	7,328
1987-88	12-4	.750	117,250	7,328
1988-89	13-1	.929	114,123	8,151
1989-90	14-0	1.000	122,540	8,753
1990-91	9-7	.563	121,314	7,582
1991-92	12-4	.750	114,691	7,168
1992-93	11-5	.688	113,803	7,113
1993-94	11-4	.733	108,074	7,205
1994-95	11-5	.688	116,754	7,297
1995-96	14-2	.875	150,037	9,377
1996-97	12-3	.800	147,019	9,801
1997-98	11-3	.786	156,103	11,151
1998-99	12-3	.800	141,728	9,449
1999-00	7-9	.438	142,679	8,918
2000-01	9-7	.563	137,909	8,619
2001-02	8-8	.500	139,954	8,747
2002-03	5-4	.555	80,600	8,956
2003-04	10-6	.625	122,900	7,681
2004-05	10-5	.667	111,886	7,459
2005-06	12-4	.750	106,251	6,641
2006-07	16-4	.800	147,122	7,356
2007-08	14-2	.875	137,739	8,609
2008-09	13-3	.813	135,619	8,476
2009-10	14-2	.875	151,442	9,465
2010-11	15-2	.882	140,920	8,289
2011-12	11-5	.688	125,249	7,828
2012-13	8-7	.533	118,305	7,887
2013-14	16-3	.842	142,231	7,486
2014-15	11-6	.611	129,800	7,635
2015-16	Home games held in Greenville, S.C. due to renovation			
2016-17	11-6	.611	123,442	7,262
2017-18	15-1	.938	123,895	7,743
2018-19	14-5	.737	133,290	7,015

Largest Crowds

Attendance	Date	W/L	Results
13,863	1-9-1980	W	Clemson 87, Duke 82 (OT)
13,136	2-28-1990	W	Clemson 97, Duke 93
12,632	1-29-1977	W	Clemson 93, UNC 73
12,611	1-7-1987	W	Clemson 73, NC State 69
12,267	1-19-1981	L	Virginia 74, Clemson 59
12,258	1-17-1981	L	Maryland 68, Clemson 62 (OT)
12,013	2-24-1990	W	Clemson 69, UNC 61
11,909	1-11-1978	L	Duke 107, Clemson 85
11,800	1-22-1975	W	Clemson 83, Maryland 82
11,800	2-22-1975	W	Clemson 92, NC State 70
11,800	1-24-1976	L	Virginia 69, Clemson 62
11,742	1-23-1988	W	Clemson 69, S. Carolina 65

Note: The arena was named for J.C. Littlejohn, a long-time Clemson University employee, for many years the school's business manager.

*LIT*TLEJOHN COLISEUM

- The Tigers are 29-6 dating back to the beginning of the 2017-18 season on their home floor.
- Since the inception of the newly renovated Littlejohn Coliseum prior to the 2016-17 season, the Tigers are 40-12 overall (.769 percent).
- In non-conference regular season games, the Tigers are 21-1 during that span (.954 percent).
- In total non-conference games, including home NIT games, the Tigers are 22-3 (.888 percent).

CLEMSON SEASON BREAKDOWN BY UNIFORM

- In 2017-18 the Tigers debuted three new jerseys to their arsenal, including a new version of its home white and road orange uniform. They also debuted purple, anthracite and throwback jerseys.
- Clemson wore its 2017-18 home whites the most last season, wearing them for 19-out-of-their-32 regular season games.
- With the exception of one home game in which Clemson wore 1990's throwback home white uniform against Pittsburgh, the Tigers wore its 17-18 home whites on the road in a 14-point win at Ohio State. The Buckeyes wore all red that night.
- They also wore white during their two-point triumphant comeback win over then No. 22-ranked Florida on Dec. 16 in the Orange Bowl Classic.
- 18 of the Tigers' 25 wins last season came while wearing their home whites.
- Clemson has begun the 2018-19 season 14-3 with its home white uniform, including a victory over Akron in the Cayman Islands.

CLEMSON'S RECORD BY UNIFORM (17/18-pres.)

Uniform	Times Worn	Wins	Losses
Home White	38	32	6
Road Orange	24	11	13
90's Throwback Home White	3	2	1
Purple	2	0	2
Anthracite	2	0	2

CLEMSON BIRTHDAYS

January 6	O'Neil McBride
January 10	Paul Grinde
February 17	Aamir Simms
April 6	Khavon Moore
April 8	Chase Hunter
May 1	Tevin Mack
June 13	Hunter Tyson
June 17	Alex Hemenway
July 5	Curran Scott
July 15	Parker Fox
August 2	John Newman III
September 12	Jonathan Baehre
September 28	Al-Amir Dawes
October 3	Nick Honor
November 15	Brad Brownell
November 28	Trey Jemison
December 23	Clyde Trapp

TIGERS IN THE NBA

Randy Mahaffey, F	
Kentucky Colonels	1968-69
New York Nets	1969-70
Carolina Cougars	1970-71

Skip Wise, G	
San Antonio Spurs	1975-76

Tree Rollins, C	
Atlanta Hawks	1978-88
Cleveland Cavaliers	1989-90
Detroit Pistons	1990-91
Houston Rockets	1991-93
Orlando Magic	1993-95

Larry Nance, F	
Phoenix Suns	1982-88
Cleveland Cavaliers	1988-94

Horace Grant, F	
Chicago Bulls	1988-94
Orlando Magic	1994-99, 2001-03
Seattle Supersonics	1999-2000
Los Angeles Lakers	2000-01, 2003-04

Devin Gray, F	
San Antonio Spurs, Sacramento Kings	1996-97
Houston Rockets	1999-2000

Elden Campbell, C	
Los Angeles Lakers	1990-99
Charlotte/New Orleans Hornets	1999-2002
Seattle Supersonics	2002-03
Detroit Pistons	2003-05

Dale Davis, F	
Indiana Pacers	1991-2000, 2004-05
Portland Trailblazers	2000-04
Golden State Warriors	2004-05
Detroit Pistons	2005-07

Chris Whitney, G	
San Antonio Spurs	1993-95
Washington Wizards	1995-2002, 2003-04
Denver Nuggets	2002-03
Orlando Magic	2002-03

Sharone Wright, C	
Philadelphia 76ers	1994-95
Toronto Raptors	1995-98

Greg Buckner, G	
Dallas Mavericks	1999-2002, 2006-07
Philadelphia 76ers	2002-04
Denver Nuggets	2004-06
Minnesota Timberwolves	2007-08
Memphis Grizzlies	2008-09

Harold Jamison, F	
Miami Heat	1999-2000
Los Angeles Clippers	2001-02

Will Solomon, G	
Memphis Grizzlies	2001-02
Toronto Raptors, Sacramento Kings	2008-09

Trevor Booker, F	
Washington Wizards	2010-14
Utah Jazz	2014-16
Brooklyn Nets	2016-18
Indiana Pacers	2018

K.J. McDaniels, G	
Philadelphia 76ers	2014-15
Houston Rockets	2015-17
Brooklyn Nets	2017
Toronto Raptors	2017

Jaron Blossomgame, F	
Cleveland Cavaliers	2018-19

Donte Grantham, F	
Oklahoma City Thunder	2018-19

CAREER HIGHS

#0 CLYDE TRAPP

Points:	16 vs. Pittsburgh, 1/29/19
Field Goals Made:	5 vs. Lipscomb, 12/30/18
Field Goal Attempts:	11 vs. Radford, 12/15/18
3-Pointers Made:	4 vs. Pittsburgh, 1/29/19
3-Point Attempts:	7 vs. Radford, 12/15/18; 7 vs. Pittsburgh, 1/29/19
Free Throws Made:	4 vs. many (4), last vs. North Carolina, 3/2/19
Free Throw Attempts:	6 vs. many (3), last vs. Pittsburgh, 1/29/19
Rebounds:	7 vs. Saint Peter's, 12/4/18
Offensive Rebounds:	4 at NC State, 1/26/19
Assists:	3 vs. many (9), last at Syracuse 1/9/19
Blocked Shots:	1 vs. many (4), last at South Carolina, 12/22/18
Steals:	3 vs. The Citadel, 11/6/18; 3 vs. Charleston Southern, 12/18/18
Minutes:	37 vs. Wright State, 3/19/19

#1 JONATHAN BAEHRE

Points:	28 at USC, 3/13/18
Field Goals Made:	11 at USC, 3/13/18
Field Goal Attempts:	17 at USC, 3/13/18
3-Pointers Made:	4 at USC, 3/13/18
3-Point Attempts:	6 at USC, 3/13/18
Free Throws Made:	4 vs. Liberty, 2/15/18
Free Throw Attempts:	4 vs. Presbyterian, 2/15/17; 4 vs. Liberty, 2/15/18
Rebounds:	14 at USC, 3/13/18
Offensive Rebounds:	6 vs. USC Upstate, 11/29/17
Assists:	4 vs. Milligan, 12/10/17; 4 vs. Western Carolina, 12/17/17
Blocked Shots:	5 vs. many (3), last at USC, 3/13/18
Steals:	3 vs. Western Carolina, 12/17/17
Minutes:	42 vs. USC, 3/13/18

#2 AL-AMIR DAWES

Points:	N/A
Field Goals Made:	N/A
Field Goal Attempts:	N/A
3-Pointers Made:	N/A
3-Point Attempts:	N/A
Free Throws Made:	N/A
Free Throw Attempts:	N/A
Rebounds:	N/A
Offensive Rebounds:	N/A
Assists:	N/A
Blocked Shots:	N/A
Steals:	N/A
Minutes:	N/A

#3 CHASE HUNTER

Points:	N/A
Field Goals Made:	N/A
Field Goal Attempts:	N/A
3-Pointers Made:	N/A
3-Point Attempts:	N/A
Free Throws Made:	N/A
Free Throw Attempts:	N/A
Rebounds:	N/A
Offensive Rebounds:	N/A
Assists:	N/A
Blocked Shots:	N/A
Steals:	N/A
Minutes:	N/A

#5 HUNTER TYSON

Points:	9 vs. Pittsburgh, 2/27/19
Field Goals Made:	3 vs. Pittsburgh, 2/27/19
Field Goal Attempts:	6 vs. NC Central, 11/9/18; 6 vs. Pittsburgh, 2/27/19
3-Pointers Made:	3 vs. Pittsburgh, 2/27/19
3-Point Attempts:	6 vs. NC Central, 11/9/18
Free Throws Made:	4 vs. The Citadel, 11/6/18
Free Throw Attempts:	6 vs. The Citadel, 11/6/18
Rebounds:	4 vs. The Citadel, 11/6/18; 4 vs. Pittsburgh, 2/27/19
Offensive Rebounds:	2 vs. Saint Peter's, 12/04/18
Assists:	3 vs. The Citadel, 11/6/18
Blocked Shots:	2 vs. Charleston Southern, 12/18/18
Steals:	1 vs. NC Central, 11/9/18; 1 vs. Saint Peter's, 12/04/18
Minutes:	21 vs. Creighton, 11/21/18

#10 CURRAN SCOTT

Points:	30 vs. UAB, 1/16/16
Field Goals Made:	11 vs. UAB, 1/16/16
Field Goal Attempts:	20 vs. UAB, 1/16/16
3-Pointers Made:	4 vs. Rice, 2/11/16; 4 vs. Tulane, 2/28/19
3-Point Attempts:	7 vs. Tulane, 2/28/19
Free Throws Made:	13 vs. UTSA, 2/25/16
Free Throw Attempts:	7 vs. many, last vs. Alcorn State, 11/6/18
Rebounds:	7 vs. many (3), last vs. Alcorn State, 11/6/18
Offensive Rebounds:	3 at Cincinnati, 2/25/18; 3 vs. Memphis, 3/9/18
Assists:	8 vs. Rice, 3/9/16
Blocked Shots:	1 vs. The Citadel, 12/29/15; 1 vs. Illinois State, 11/19/17
Steals:	3 vs. South Florida, 2/18/18
Minutes:	39 vs. Middle Tennessee State, 1/14/16

#11 PARKER FOX

Points:	3 vs. Charleston Southern, 12/18/18
Field Goals Made:	1 vs. Charleston Southern, 12/18/18
Field Goal Attempts:	12/18/18; 1 at Georgia Tech, 2/6/19
3-Pointers Made:	3 vs. Charleston Southern, 12/18/18
3-Point Attempts:	1 vs. Charleston Southern, 12/18/18; 1 at Georgia Tech, 2/6/19
Free Throws Made:	N/A
Free Throw Attempts:	N/A
Rebounds:	N/A
Offensive Rebounds:	N/A
Assists:	N/A
Blocked Shots:	N/A
Steals:	N/A
Minutes:	1 vs. many (4), last at Georgia Tech, 2/6/19

#12 ALEX HEMENWAY

Points:	N/A
Field Goals Made:	N/A
Field Goal Attempts:	N/A
3-Pointers Made:	N/A
3-Point Attempts:	N/A
Free Throws Made:	N/A
Free Throw Attempts:	N/A
Rebounds:	N/A
Offensive Rebounds:	N/A
Assists:	N/A
Blocked Shots:	N/A
Steals:	N/A
Minutes:	N/A

#13 TEVIN MACK

Points:	27 vs. Oklahoma State, 1/4/17
Field Goals Made:	10 vs. many (2), last vs. Georgia, 2/6/19
Field Goal Attempts:	17 vs. many (2), last vs. Georgia, 2/6/19
3-Pointers Made:	6 vs. Kentucky, 1/5/19
3-Point Attempts:	12 at Iowa State, 2/13/16
Free Throws Made:	6 vs. Long Beach State, 12/10/16
Free Throw Attempts:	10 vs. Northwestern, 11/21/16
Rebounds:	12 vs. Arkansas, 12/17/16
Offensive Rebounds:	4 vs. Arkansas, 12/17/16
Assists:	2 vs. many (12), last vs. Vanderbilt, 2/24/19
Blocked Shots:	3 vs. Mississippi State, 1/29/19
Steals:	2 vs. many (2), last vs. Vanderbilt, 2/24/19
Minutes:	39 vs. Oklahoma State, 1/4/17

#15 JOHN NEWMAN III

Points:	6 vs. Wake Forest, 2/3/19; 6 vs. Wright State, 3/19/19
Field Goals Made:	2 vs. many (8), last vs. Wright State, 3/19/19
Field Goal Attempts:	4 vs. NC Central, 11/9/18; 4 vs. Wake Forest, 2/3/19
3-Pointers Made:	2 vs. Wake Forest, 2/3/19
3-Point Attempts:	2 vs. many (3), last vs. Wake Forest, 2/3/19
Free Throws Made:	1 vs. NC Central, 11/9/18; 1 vs. Sam Houston State, 11/14/18
Free Throw Attempts:	2 vs. NC Central, 11/9/18; 2 vs. Sam Houston State, 11/14/18
Rebounds:	6 at South Carolina, 12/22/18
Offensive Rebounds:	2 vs. The Citadel, 11/6/18; 2 vs. Wright State, 3/19/19
Assists:	2 vs. The Citadel, 11/6/18; 2 at South Carolina, 12/22/18
Blocked Shots:	2 vs. Wright State, 3/19/19
Steals:	2 vs. Radford, 12/15/18
Minutes:	21 vs. Wright State, 3/19/19

#14 O'NEIL McBRIDE

Points:	N/A
Field Goals Made:	N/A
Field Goal Attempts:	N/A
3-Pointers Made:	N/A
3-Point Attempts:	N/A
Free Throws Made:	N/A
Free Throw Attempts:	N/A
Rebounds:	N/A
Offensive Rebounds:	N/A
Assists:	N/A
Blocked Shots:	N/A
Steals:	N/A
Minutes:	N/A

#21 KHAVON MOORE

Points:	N/A
Field Goals Made:	N/A
Field Goal Attempts:	N/A
3-Pointers Made:	N/A
3-Point Attempts:	N/A
Free Throws Made:	N/A
Free Throw Attempts:	N/A
Rebounds:	N/A
Offensive Rebounds:	N/A
Assists:	N/A
Blocked Shots:	N/A
Steals:	N/A
Minutes:	2 vs. Iowa State, 1/16/19

CAREER HIGHS/MISCELLANEOUS STATS

#25 AAMIR SIMMS

Points:	23 vs. Mississippi State, 12/8/18
Field Goals Made:	9 vs. Mississippi State, 12/8/18
Field Goal Attempts:	15 vs. Mississippi State, 12/8/18
3-Pointers Made:	4 vs. Mississippi State, 12/8/18
3-Point Attempts:	9 vs. Mississippi State, 12/8/18
Free Throws Made:	4 vs. Sam Houston State, 11/14/18
Free Throw Attempts:	4 vs. Western Carolina, 11/10/17; 4 vs. Sam Houston State, 11/14/18
Rebounds:	10 at Duke, 1/5/19
Offensive Rebounds:	4 at Duke, 01/05/19
Assists:	3 vs. NC Central, 11/9/18; 3 vs. Sam Houston State, 11/14/18
Blocked Shots:	4 vs. UNC Asheville, 12/3/17
Steals:	5 vs. Syracuse, 3/9/19
Minutes:	37 vs. Mississippi State, 12/8/18

#32 PAUL GRINDE

Points:	29 vs. Hobart, 2/15/19
Field Goals Made:	10 vs. many (4), last vs. Hobart, 2/15/19
Field Goal Attempts:	19 vs. Union, 1/18/19
3-Pointers Made:	2 vs. many (5), last vs. Hobart, 2/15/19
3-Point Attempts:	4 at Clarkson, 1/4/19; 4 vs. Union, 1/18/19
Free Throws Made:	8 vs. Bard, 2/2/18; 8 vs. New Rochelle, 11/16/18
Free Throw Attempts:	13 vs. Hobart, 2/15/19
Rebounds:	18 vs. Union, 1/16/16; 18 at Ithaca, 2/17/18
Offensive Rebounds:	6 vs. many (3), last vs. Union, 1/18/19
Assists:	7 vs. Hobart, 2/15/19
Blocked Shots:	5 at St. Lawrence, 1/8/16
Steals:	3 at Rensselaer, 1/12/18; 3 vs. New Rochelle, 11/16/18
Minutes:	39 vs. Central (Iowa), 12/29/15

#55 TREY JEMISON

Points:	4 at Duke, 01/05/19
Field Goals Made:	2 at Duke, 01/05/19
Field Goal Attempts:	2 at Duke, 01/05/19
3-Pointers Made:	—
3-Point Attempts:	—
Free Throws Made:	2 vs. Mississippi State, 12/8/18
Free Throw Attempts:	2 vs. Mississippi State, 12/8/18
Rebounds:	2 vs. many (3), last vs. Wake Forest, 2/3/19
Offensive Rebounds:	1 vs. many (3), last at Georgia Tech, 2/6/19
Assists:	1 at South Carolina, 12/22/18
Blocked Shots:	2 vs. Wake Forest, 2/3/19
Steals:	1 vs. Lipscomb, 12/30/18; 1 vs. North Carolina, 3/2/19
Minutes:	12 at Louisville, 2/16/19

Bold denotes a Clemson home game; ^ - denotes one overtime period.

MISCELLANEOUS STATS (2018-19)

Dunks: (63) Thomas 25, White 11, Skara 7, Simms 6, Reed 4, Trapp 4, Newman III 4, Tyson 1

Charges Taken: (35) Thomas 8, Simms 7, Reed 5, Newman III 3, Trapp 3, White 3, Skara 2, Mitchell 2, Tyson 2

20-Point Games: (20) Reed 15, Mitchell 2, Thomas 2, Simms 1

30-Point Games: (2) Reed 2

Double-Doubles: (13) Thomas 9, Reed 4

Double Figure Scoring: (106) Reed 28, Thomas 26, Mitchell 23, Simms 12, Skara 9, Trapp 7, White 1

Double Figure Rebounding: (15) Thomas 10, Reed 4, Skara 1

Led Clemson in Scoring: Reed 24, Thomas 4, Simms 3, Mitchell 2

Led Clemson in Rebounding: Thomas 20, Reed 4, Simms 3, Skara 3, White 1

Led Clemson in Assists: Reed 12, Mitchell 6, Thomas 2, Skara 2, Simms 1

Consecutive Field Goals Made: 7 by Clyde Trapp from 2/13/19 to 2/16/19 (7-for-7 combined against Miami (4-4) and Louisville (3-3))

Consecutive Points Scored: 12 by Shelton Mitchell vs. Virginia Tech, 2/9/19

Consecutive Free Throws Made: 17 by Marquise Reed from 2/9/19 to 2/19/19

Consecutive Three-Pointers Made: 4 by Clyde Trapp from 11/21/18 to 11/26/18 (4-for-4 combined against Creighton and Nebraska)

Largest Lead: +29 (49-20) vs. Pittsburgh, 1/29/19; +29 (63-34) vs. Wake Forest

Largest Deficit: -28 (45-73) at Duke, 1/5/19

Largest Halftime Deficit: 10 (35-45) vs. Creighton, 11/21/18

Largest Deficit Overcome for Victory: -10 (13-23) vs. Syracuse, 3/9/19

Most Consecutive Clemson Points: 21 vs. Charleston Southern, 12/18/18

Most Consecutive Opponent Points: 13 by Pittsburgh, 1/29/19; 13 by Miami, 2/13/19

INDIVIDUAL CAREER STATISTICS AT CLEMSON

		Field Goals							3-PT			Rebounds																
##	Name	GMs	Sts.	Min.	Avg.	FG	FGA	Pct.	FG	FGA	Pct.	FT	FTA	PCT	OR	DR	TOT	Avg.	PF	DQ	A	TO	BK	S	Pts.	Avg.		
0	TRAPP, Clyde	62	6	1007	16.2	84	206	.408	33	103	.320	50	76	.658	16	113	129	2.1	97	2	70	70	9	29	251	4.0		
1	BAEHRE, Jonathan																											
2	DAWES, Al-Amir																											
3	HUNTER, Chase																											
5	TYSON, Hunter	30	0	252	8.4	16	63	.254	11	47	.234	6	9	.667	6	26	32	1.1	18	0	12	6	8	2	49	1.6		
10	SCOTT, Curran																											
11	FOX, Parker	5	0	5	1.0	1	2	.500	1	2	.500	0	0	.000	0	0	0	0.0	1	0	0	1	0	0	3	0.6		
12	HEMENWAY, Alex																											
13	MACK, Tevin																											
15	NEWMAN III, John	33	1	381	11.5	26	66	.394	9	27	.333	6	11	.545	15	45	60	1.8	30	0	14	19	5	10	67	2.0		
20	McBRIDE, O'Neil																											
21	MOORE, Khavon																											
25	SIMMS, Aamir	67	45	1410	21.0	156	347	.450	53	162	.327	37	56	.661	72	186	258	3.9	125	2	54	64	54	29	402	6.0		
32	GRINDE, Paul																											
55	JEMISON, Trev	19	0	71	3.7	2	6	.333	0	0	.000	3	5	.600	5	10	15	0.8	18	0	1	3	5	2	7	0.4		

2018-19 SEASON SUPERLATIVES

CATEGORY	CLEMSON TEAM HIGH	CLEMSON TEAM LOW
Total Points	100 vs. The Citadel, 11/6/18	43 vs. Virginia, 1/12/19
1st Half Points	51 vs. Pittsburgh, 1/29/19	21 vs. Virginia, 1/12/19
2nd Half Points	51 vs. The Citadel, 11/6/18	16 vs. NC State, 3/13/19
1st Half Field Goal %	66.7 vs. Pittsburgh, 1/29/19	23.8 vs. Virginia, 1/12/19
2nd Half Field Goal %	62.5 vs. Charleston Southern, 12/18/18	19.4 vs. NC State, 3/13/19
Scoring Margin	+27 vs. Charleston Southern, 12/18/18	-20 vs. Virginia, 1/12/19
Field Goals Made	34 vs. The Citadel, 11/6/18	14 vs. Virginia, 1/12/19
Field Goal Attempts	64 vs. Lipscomb, 12/30/18	46 vs. South Carolina, 12/22/18; Virginia Tech, 2/9/19
Field Goal %	58.0 vs. Charleston Southern, 12/18/18	25.9 vs. Virginia, 1/12/19
3-Pointers Made	14 vs. Pittsburgh, 1/29/19	0 vs. at NC State, 1/26/19
3-Point Attempts	27 vs. many (3), last vs. Pittsburgh, 1/29/19	7 vs. at NC State, 1/26/19
3-Point % (min. 10 att.)	51.9 vs. Pittsburgh, 1/29/19	14.3 vs. Saint Peter's, 12/4/18
Free Throws Made	23 vs. Saint Peter's, 12/4/18	5 vs. NC State, 3/13/19
Free Throw Attempts	30 vs. Saint Peter's, 12/4/18	8 vs. NC State, 3/13/19
Free Throw % (min. 10 att.)	100.0 vs. at Miami, 2/13/19	58.8 vs. Syracuse, 1/9/19
Rebounds	43 vs. Georgia, 11/20/18	30 vs. Nebraska, 11/26/18
Offensive Rebounds	18 vs. Syracuse, 3/9/19	5 vs. NC Central, 11/9/18
Rebound Margin	+15 vs. Syracuse, 3/9/19	-10 vs. Virginia, 1/12/19
Assists	20 vs. The Citadel, 11/6/18	5 vs. Virginia, 1/12/19 ; at NC State, 1/26/19
Turnovers	22 vs. Charleston Southern, 12/18/18	7 vs. Virginia, 1/12/19
Blocked Shots	12 vs. Virginia Tech, 2/9/19	0 vs. Akron, 11/19/18
Steals	15 vs. Lipscomb, 12/30/18	1 vs. Florida State, 1/22/19
Fouls	25 vs. South Carolina, 12/22/18	11 vs. Sam Houston State, 11/14/18 ; Georgia, 11/20/18

CATEGORY	OPPONENT TEAM HIGH	OPPONENT TEAM LOW
Total Points	87 by Creighton, 11/21/18; at Duke, 1/5/19	37 by Wake Forest, 2/3/19
1st Half Points	45 by Creighton, 11/21/18	16 by Pittsburgh, 2/27/19
2nd Half Points	47 by at Duke, 1/5/19	18 by Georgia Tech, 2/6/19
1st Half Field Goal %	58.6 by Creighton, 11/21/18	23.8 by Pittsburgh, 2/27/19
2nd Half Field Goal %	56.5 by Mississippi State, 12/8/18	20.6 by Wake Forest, 2/3/19
Field Goals Made	32 by at Duke, 1/5/19	12 by Pittsburgh, 2/27/19
Field Goal Attempts	67 by at Duke, 1/5/19	44 by Georgia Tech, 1/16/19 ; Pittsburgh, 2/27/19
Field Goal %	55.8 by Creighton, 11/21/18	23.7 by Wake Forest, 2/3/19
3-Pointers Made	19 by Mississippi State, 12/8/18	3 by Wake Forest, 2/3/19 ; Pittsburgh, 2/27/19
3-Point Attempts	30 by Mississippi State, 12/8/18	11 by Georgia Tech, 1/16/19
3-Point % (min. 10 att.)	63.3 by Mississippi State, 12/8/18	13.6 by Wake Forest, 2/3/19
Free Throws Made	21 by Pittsburgh, 2/27/19	4 by Saint Peter's, 12/4/18
Free Throw Attempts	28 by many (3), last by Pittsburgh, 2/27/19	6 by Saint Peter's, 12/4/18
Free Throw % (min. 10 att.)	94.1 by Virginia Tech, 2/9/19	50.0 by Georgia, 11/20/18
Rebounds	46 by Virginia, 1/12/19	24 by Radford, 12/15/18
Offensive Rebounds	18 by Wake Forest, 2/3/19	3 by The Citadel, 11/6/18 ; Georgia, 11/20/18; Lipscomb, 12/30/18
Assists	22 by Mississippi State, 12/8/18	2 by Charleston Southern, 12/18/18 ; Pittsburgh, 1/29/19
Turnovers	22 by Lipscomb, 12/30/18	8 by many (3), last by Florida State, 1/22/19
Blocked Shots	7 by many (3), last by Georgia Tech, 1/16/19	0 by many (3), last by NC State, 1/26/19
Steals	13 by at Duke, 1/5/19	1 by Florida State, 1/22/19
Fouls	24 by Akron, 11/19/18	13 by many (4), last by Pittsburgh, 2/27/19

CATEGORY	CLEMSON INDIVIDUAL BEST	OPPONENT INDIVIDUAL BEST
Points	31 by Marcquise Reed vs. Boston College, 2/23/19	36 by Ty-Shon Alexander (Creighton), 11/21/18
Field Goals Made	11 by Marcquise Reed vs. Creighton, 11/21/18	10 by Xavier Johnson (Pittsburgh), 1/29/19
Field Goal Attempts	22 by Marcquise Reed vs. Creighton, 11/21/18	21 by Ky Bowman (Boston College), 2/23/19
Field Goal Perfection	4 by Javan White vs. Pittsburgh, 1/29/19	4 by Kaelon Harris (The Citadel), 11/6/18
3-Pointers Made	5 by Shelton Mitchell vs. Virginia Tech, 2/9/19	8 by Lamar Peters (Mississippi State), 12/8/18
3-Point Attempts	9 by Aamir Simms vs. Mississippi State, 12/8/18	12 by Loren Crist Jackson (Akron), 11/19/18
3-Point Perfection	4 by Shelton Mitchell vs. Pittsburgh, 1/29/19	3 by Ty-Shon Alexander (Creighton), 11/21/18
Free Throws Made	9 by Shelton Mitchell vs. Akron, 11/19/18	3 by CJ Bryce (NC State), 1/26/19
Free Throw Attempts	14 by Marcquise Reed at NC State, 1/26/19	Xavier Johnson (Pittsburgh), 1/29/19
Free Throw Perfection	9 by Marcquise Reed at Miami, 2/13/19	11 by Ty-Shon Alexander (Creighton), 11/21/18
Rebounds	14 by Elijah Thomas vs. Charleston Southern, 12/18/18	11 by Ty-Shon Alexander (Creighton), 11/21/18
Offensive Rebounds	6 by Elijah Thomas vs. Akron, 11/19/18	20 by John Mooney (Notre Dame), 3/9/19
Assists	8 by Marcquise Reed at Duke, 1/5/19	6 by Alanzo Frink (South Carolina), 12/22/18
Blocked Shots	7 by Shelton Mitchell vs. Georgia Tech, 1/16/19	9 by Tre Jones (Duke), 01/05/19
Steals	5 by Elijah Thomas vs. Wake Forest, 2/3/19	7 by James Banks III (Georgia Tech), 2/6/19
Minutes	40 by Elijah Thomas vs. Virginia Tech, 2/9/19	3 by many (4), last by Khameron Davis (Pittsburgh), 1/29/19
	Marcquise Reed vs. many (3), last vs. Syracuse, 3/9/19	40 by Tyus Battle (Syracuse), 1/9/19
	David Skara vs. Georgia Tech, 1/16/19	Ky Bowman (Boston College), 2/23/19
	Shelton Mitchell vs. Virginia Tech, 2/9/19	Oshae Brissett (Syracuse), 3/9/19
	Marcquise Reed vs. many (4), last vs. Syracuse, 3/9/19	

Bold denotes a Clemson home game; ^ - denotes one overtime period.

SUPERLATIVES UNDER BRAD BROWNELL

CATEGORY	CLEMSON TEAM HIGH		CLEMSON TEAM LOW	
Total Points	100	vs. The Citadel, 11/6/18	36	vs. Virginia, 1/23/18
1st Half Points	51	vs. Coppin State, 12/4/16; Pittsburgh, 1/29/19	10	vs. Duke, 1/8/13; Virginia, 2/7/13
2nd Half Points	56	vs. Wake Forest, 2/2/16; North Carolina, 1/16/18	13	vs. Virginia, 1/23/18
1st Half Field Goal %	66.7	vs. Pittsburgh, 1/29/19	12.0	vs. Duke, 1/8/13
2nd Half Field Goal %	85.0	vs. Georgia Tech, 1/12/11	23.5	vs. Duke, 3/2/11
Scoring Margin	+45	vs. Florida A&M, 11/14/14	-48	vs. Florida State, 2/5/17
Field Goals Made	35	vs. The Citadel, 1/1/13	14	vs. Louisville, 1/10/16; Virginia, 1/12/19
Field Goal Attempts	73	vs. Florida State, 3/4/12	33	vs. Virginia, 1/12/13
Field Goal %	69.2	vs. Georgia Tech, 1/12/11	25.9	vs. Virginia, 1/12/19
3-Pointers Made	15	vs. North Carolina, 1/30/18	0	vs. Virginia Tech, 3/1/12 ; at NC State, 1/26/19
3-Point Attempts	36	vs. Samford, 12/9/17 ; Virginia Tech, 2/21/18	7	vs. at NC State, 1/26/19
3-Point % (min. 10 att.)	78.6	vs. Georgia Tech, 1/12/11	0.0	vs. Virginia Tech, 3/1/12
Free Throws Made	32	vs. Louisville, 1/10/16	4	vs. Iowa, 11/29/11
Free Throw Attempts	46	vs. Western Carolina, 11/12/10	10	vs. North Carolina, 1/18/11
Free Throw % (min. 10 att.)	100.0	vs. Miami (15-15), 1/16/16	38.5	vs. Wake Forest (5-13), 2/25/14
Rebounds	51	vs. Presbyterian College, 12/15/15	19	vs. Virginia, 1/31/12
Offensive Rebounds	23	vs. Oklahoma, 11/20/16; SC State, 12/13/16	2	vs. Virginia, 1/19/16
Rebound Margin	+23	vs. North Carolina A&T, 11/12/17	-22	vs. Louisville, 1/10/16
Assists	22	vs. many (4), last vs. Virginia Tech, 1/22/17	3	vs. Duke, 1/8/13; Georgia Tech, 2/13/16
Turnovers	22	vs. Florida State, 2/5/17	1	vs. NC State, 2/20/16
Blocked Shots	12	vs. Arizona, 12/8/12 ; South Carolina, 11/17/13	0	vs. North Carolina, 2/28/13 ; Virginia Tech, 3/2/13
Steals	16	vs. The Citadel, 1/1/13	0	vs. Illinois, 3/23/14 ; NC State, 1/11/18
Fouls	25	vs. many (4), last vs. Georgia Tech, 3/9/16	5	vs. SC State, 12/13/16

CATEGORY	OPPONENT TEAM HIGH		OPPONENT TEAM LOW	
Total Points	109	by Florida State, 2/5/17	35	by Furman, 12/14/13
1st Half Points	51	by Florida State, 2/5/17	15	by Georgia Tech, 2/14/13; Stetson, 11/8/13
2nd Half Points	58	by Florida State, 2/5/17	14	by Delaware State, 11/13/13
1st Half Field Goal %	64.0	by Florida State, 3/4/12	17.2	by Georgia Tech, 2/14/13
2nd Half Field Goal %	72.0	by Duke, 1/8/13	16.7	by Delaware State, 11/13/13
Field Goals Made	41	by Florida State, 2/5/17	11	by Savannah State, 12/17/10
Field Goal Attempts	79	by Maryland, 3/2/14	38	by Wake Forest, 2/25/14
Field Goal %	66.1	by Florida State, 2/5/17	22.9	by Savannah State, 12/17/10
3-Pointers Made	19	vs. vs. Mississippi State, 12/8/18	1	by many (6), last by Georgia Tech, 2/13/16
3-Point Attempts	40	by Davidson, 11/17/16	9	by Furman, 11/16/12; UTEP, 11/23/12
3-Point % (min. 10 att.)	72.7	by Maryland, 2/7/12	7.7	by Delaware State, 11/13/13
Free Throws Made	25	by West Virginia, 3/17/11	1	by Virginia, 2/14/12 ; SC State, 12/23/12
Free Throw Attempts	35	by Maryland, 1/22/11	1	by Virginia, 2/14/12
Free Throw % (min. 10 att.)	94.1	by Virginia Tech (16-17), 1/22/17	18.2	by Davidson, 11/22/13
Rebounds	63	by Maryland, 3/2/14	20	by Delaware State, 12/27/10
Offensive Rebounds	24	by Louisville, 1/10/16	1	by Boston College, 1/12/12
Assists	26	by Florida State, 2/5/17	2	by Charleston Southern, 12/18/18
Turnovers	25	by The Citadel, 1/1/13	4	by Temple, 11/21/13
Blocked Shots	9	by Florida State, 1/24/13; Florida State, 1/30/16	0	by many (12), last by Hofstra, 11/17/17
Steals	14	by Virginia Tech, 3/5/11	0	by Hofstra, 11/17/17
Fouls	32	by Western Carolina, 11/12/10	8	by College of Charleston, 11/19/11

CATEGORY	CLEMSON INDIVIDUAL BEST		OPPONENT INDIVIDUAL BEST	
Points	33	by Jaron Blossomgame vs. NC State, 2/20/16	40	by Harrison Barnes (North Carolina), 3/12/11
Field Goals Made	13	by many (3), last by Jaron Blossomgame vs. Notre Dame, 2/8/16	12	by many (4), last by Omer Yurtseven (NC State), 1/11/18
Field Goal Attempts	24	by K.J. McDaniels vs. Notre Dame, 2/11/14	22	by PJ Dozier (South Carolina), 12/21/16
Field Goal Perfection	7	by Adonis Filer vs. The Citadel, 1/1/13	5	by Theo Pinson (North Carolina), 12/30/15
3-Pointers Made	8	by Marcquise Reed vs. Virginia Tech, 1/21/18	8	by Lamar Peter (Mississippi State), 12/8/18
3-Point Attempts	20	by Marcquise Reed vs. Virginia Tech, 2/21/18	12	by Zane Johnson (Hawaii), 12/25/11
				Andrew White III (Syracuse), 2/7/17
				Gavin Block (Ohio), 11/16/17
				Demontrae Jefferson (Texas Southern), 11/24/17
				Ty-Shon Alexander (Creighton), 11/21/18
3-Point Perfection	5	by Gabe DeVoe vs. Texas Southern, 11/24/17	5	by Christian James (Oklahoma), 11/20/16
Free Throws Made	16	by Milton Jennings vs. Virginia Tech, 1/27/13	15	by Marcus Georges-Hunt (Georgia Tech), 3/9/16
Free Throw Attempts	18	by Milton Jennings vs. Virginia Tech, 1/27/13	16	by Marcus Georges-Hunt (Georgia Tech), 3/9/16
Free Throw Perfection	9	by many (3), last by Jaron Blossomgame vs. Florida State, 2/25/17	8	by Erick Green (Virginia Tech), 3/8/12
				Charles Mann (Georgia), 12/22/15
				Jordan Dartis (Ohio), 11/16/17
				Theo Pinson (North Carolina), 1/16/18
Rebounds	16	by Elijah Thomas vs. Texas Southern, 11/24/17	20	by John Mooney (Notre Dame), 3/9/19
Offensive Rebounds	8	by many (4), last by Sidy Djitte vs. Florida State, 2/5/17	8	by Jordan Murphy (Minnesota), 11/30/15
Assists	11	by Marcquise Reed vs. Georgia Tech, 1/28/18	13	by Kendall Marshall (North Carolina), 2/18/12
Blocked Shots	8	by Jerai Grant vs. East Carolina, 12/29/10	7	by James Banks III (Georgia Tech), 2/6/19
				Landry Nnoko vs. Virginia Tech, 2/6/16
Steals	6	by Avry Holmes vs. Georgia Tech, 2/13/16	5	by many (4), last by Lavar Batts (NC State), 1/11/18
Minutes	48	by K.J. McDaniels vs. Maryland, 3/2/14	50	by Eric Atkins (Notre Dame), 2/11/14

Bold denotes a Clemson home game; ^ - denotes one overtime period.

2018-19 INDIVIDUAL GAME-BY-GAME

#0 CLYDE TRAPP

		Field Goals						3-PT			Rebounds																			
Opponent	Date	Sts	Min.	FG	FGA	Pct.	FG	FGA	Pct.	FT	FTA	PCT	OR	DR	TOT	Avg.	PF	DQ	A	TO	BK	S	Pts.	Avg.						
THE CITADEL	11/6/18		27	4	8	.500	1	4	.250	4	5	.800	0	2	2	2.0	4	0	3	1	1	3	13	13.0						
NC CENTRAL	11/9/18		17	0	3	.000	0	2	.000	2	2	1.000	0	2	2	2.0	1	0	1	0	1	1	2	7.5						
SAM HOUSTON STATE	11/14/18		15	1	3	.333	1	2	.500	0	0	.000	0	1	1	1.7	1	0	1	2	0	2	3	6.0						
vs. Akron	11/19/18		26	0	2	.000	0	2	.000	3	6	.500	1	4	5	2.5	2	0	3	2	0	1	3	5.3						
vs. Georgia	11/20/18		15	2	5	.400	1	3	.333	0	0	.000	1	2	3	2.6	1	0	1	0	0	0	5	5.2						
vs. Creighton	11/21/18		16	3	4	.750	2	2	1.000	0	0	.000	0	2	2	2.5	5	1	1	1	0	0	8	5.7						
NEBRASKA	11/26/18		21	3	4	.750	2	2	1.000	0	0	.000	0	2	2	2.4	1	0	2	0	0	0	8	6.0						
SAINT PETER'S	12/04/18		21	2	2	1.000	0	0	.000	0	0	.000	1	6	7	3.0	2	0	3	1	0	1	4	5.8						
vs. Mississippi St.	12/08/18		31	1	8	.125	0	5	.000	3	6	.500	0	1	1	2.8	5	1	3	0	1	1	5	5.7						
RADFORD	12/15/18	*	32	4	11	.364	2	7	.286	1	2	.500	2	2	4	2.9	1	0	1	4	0	1	11	6.2						
CHARLESTON SO.	12/18/18	*	26	2	6	.333	0	2	.000	3	3	1.000	0	3	3	2.9	2	0	3	5	0	3	7	6.3						
at South Carolina	12/22/18	*	29	4	7	.571	2	5	.400	0	0	.000	1	4	5	3.1	3	0	1	4	1	0	10	6.6						
LIPSCOMB	12/30/18		29	5	9	.556	1	4	.250	0	2	.000	0	6	6	3.3	4	0	1	1	0	2	11	6.9						
at Duke*	01/05/19		30	3	8	.375	1	1	1.000	0	0	.000	0	6	6	3.5	2	0	3	3	0	1	7	6.9						
at Syracuse*	01/09/19		24	3	6	.500	1	3	.333	0	0	.000	1	2	3	3.5	3	0	3	1	1	0	7	6.9						
VIRGINIA*	01/12/19		23	0	3	.000	0	1	.000	0	0	.000	0	0	0	3.3	2	0	1	1	0	2	0	6.5						
GEORGIA TECH*	01/16/19		12	1	2	.500	0	0	.000	2	4	.500	0	3	3	3.2	4	0	1	2	0	1	4	6.4						
at Florida State*	01/22/19		27	4	8	.500	0	2	.000	1	2	.500	0	2	2	3.2	1	0	0	1	0	0	9	6.5						
at NC State*	01/26/19		24	3	5	.600	0	0	.000	1	2	.500	4	2	6	3.3	4	0	1	3	0	1	7	6.5						
PITTSBURGH*	01/29/19		31	4	8	.500	4	7	.571	4	6	.667	0	3	3	3.3	3	0	1	4	0	2	16	7.0						
WAKE FOREST*	02/03/19		22	0	2	.000	0	1	.000	2	2	1.000	0	3	3	3.3	1	0	2	0	0	0	2	6.8						
at Georgia Tech*	02/06/19		18	1	1	1.000	1	1	1.000	0	0	.000	0	2	2	3.2	2	0	2	0	0	1	3	6.6						
VIRGINIA TECH*	02/09/19		11	0	2	.000	0	2	.000	0	0	.000	0	3	3	3.2	1	0	0	3	0	0	0	6.3						
at Miami*	02/13/19		24	4	4	1.000	1	1	1.000	0	0	.000	0	4	4	3.3	4	0	1	2	0	1	9	6.4						
at Louisville*	02/16/19		25	3	3	1.000	1	1	1.000	0	0	.000	0	4	4	3.3	0	0	2	3	0	0	7	6.4						
FLORIDA STATE*	02/19/19		20	0	8	.000	0	3	.000	2	4	.500	1	0	1	3.2	0	0	2	3	0	0	2	6.3						
BOSTON COLLEGE*02/23/19			14	1	2	.500	0	1	.000	0	0	.000	0	1	1	3.1	2	0	2	1	1	0	2	6.1						
at Pittsburgh*	02/27/19		15	0	1	.000	0	1	.000	0	0	.000	0	3	3	3.1	4	0	1	1	0	0	0	5.9						
NORTH CAROLINA*03/02/19		*	32	4	8	.500	3	6	.500	4	4	1.000	0	5	5	3.2	1	0	1	0	1	2	15	6.2						
at Notre Dame*	03/06/19	*	30	1	3	.333	0	1	.000	1	2	.500	1	4	5	3.2	2	0	1	0	0	2	3	6.1						
SYRACUSE*	03/09/19		25	0	4	.000	0	3	.000	0	0	.000	0	2	2	3.2	2	0	1	1	0	0	0	5.9						
vs. NC State	03/13/19		33	1	7	.143	0	4	.000	1	2	.500	2	5	7	3.3	2	0	2	3	0	0	3	5.8						
vs. Wright State	03/19/19	*	37	4	8	.500	2	3	.667	2	3	.667	0	4	4	3.3	0	0	2	2	0	0	12	6.0						
TOTALS			6	782	68	165	.412	26	82	.317	36	57	.632	15	95	110	3.3	72	2	53	55	7	27	198	6.0					

#2 MARCUISE REED

Opponent	Date	Sts	Min.	Field Goals			3-PT			Rebounds			PF	DQ	A	TO	BK	S	Pts.	Avg.					
				FG	FGA	Pct.	FG	FGA	Pct.	FT	FTA	PCT									OR	DR	TOT	Avg.	
THE CITADEL	11/6/18	*	37	7	13	.538	2	6	.333	4	4	1.000	0	13	13	13.0	0	0	4	1	0	4	20	20.0	
NC CENTRAL	11/9/18	*	28	1	7	.143	1	4	.250	3	4	.750	0	4	4	8.5	0	0	5	3	0	0	6	13.0	
SAM HOUSTON STATE	11/14/18	*	38	9	18	.500	3	8	.375	5	5	1.000	0	5	5	7.3	1	0	3	4	0	2	26	17.3	
vs. Akron	11/19/18	*	23	6	10	.600	2	3	.667	2	2	1.000	1	1	2	6.0	5	1	3	2	0	1	16	17.0	
vs. Georgia	11/20/18	*	35	9	19	.474	1	5	.200	5	6	.833	3	6	9	6.6	1	0	3	3	0	2	24	18.4	
vs. Creighton	11/21/18	*	39	11	22	.500	0	5	.000	5	8	.625	1	2	3	6.0	3	0	3	7	0	0	27	19.8	
NEBRASKA	11/26/18	*	34	6	14	.429	1	4	.250	2	2	1.000	0	5	5	5.9	3	0	3	2	0	1	15	19.1	
SAINT PETER'S	12/04/18	*	38	6	14	.429	0	2	.000	9	11	.818	0	0	0	5.1	4	0	3	2	0	3	21	19.4	
vs. Mississippi St.	12/08/18		DNP																						
RADFORD	12/15/18		DNP																						
CHARLESTON SO.	12/18/18		DNP																						
at South Carolina	12/22/18		30	7	12	.583	1	3	.333	5	6	.833	1	4	5	5.1	2	0	4	4	0	3	20	19.4	
LIPSCOMB	12/30/18	*	33	9	17	.529	2	5	.400	6	6	1.000	1	5	6	5.2	2	0	5	4	1	5	26	20.1	
at Duke*	01/05/19	*	31	4	8	.500	2	2	1.000	5	6	.833	0	4	4	5.1	2	0	8	3	0	1	15	19.6	
at Syracuse*	01/09/19	*	37	5	13	.385	2	5	.400	4	5	.800	1	5	6	5.2	5	1	3	5	0	3	16	19.3	
VIRGINIA*	01/12/19	*	32	3	14	.214	0	5	.000	8	11	.727	2	6	8	5.4	1	0	1	1	0	0	2	14	18.9
GEORGIA TECH*	01/16/19	*	40	10	13	.769	2	3	.667	8	8	1.000	1	5	6	5.4	1	0	1	1	0	4	30	19.7	
at Florida State*	01/22/19	*	37	4	11	.364	1	1	1.000	4	5	.800	1	5	6	5.5	1	0	2	3	0	0	13	19.3	
at NC State*	01/26/19	*	37	5	17	.294	0	2	.000	9	14	.643	1	7	8	5.6	2	0	2	1	0	2	19	19.3	
PITTSBURGH*	01/29/19	*	34	8	13	.615	4	7	.571	6	6	1.000	0	2	2	5.4	4	0	3	5	0	0	26	19.6	
WAKE FOREST*	02/03/19	*	30	4	10	.400	0	2	.000	1	1	1.000	0	2	2	5.2	3	0	4	2	0	1	9	19.1	
at Georgia Tech*	02/06/19	*	37	9	16	.563	0	4	.000	1	4	.250	0	3	3	5.1	0	0	2	3	0	3	19	19.1	
VIRGINIA TECH*	02/09/19	*	36	3	10	.300	2	5	.400	7	7	1.000	0	5	5	5.1	3	0	4	5	0	4	15	18.9	
at Miami*	02/13/19	*	28	5	17	.294	0	3	.000	9	9	1.000	0	4	4	5.0	2	0	0	1	0	1	19	18.9	
at Louisville*	02/16/19	*	39	5	18	.278	3	5	.600	0	0	.000	3	9	12	5.4	2	0	2	2	0	2	13	18.6	
FLORIDA STATE*	02/19/19	*	38	7	16	.438	3	6	.500	3	5	.600	0	4	4	5.3	2	0	1	2	0	1	20	18.7	
BOSTON COLLEGE*	02/23/19	*	40	11	21	.524	5	7	.714	4	4	1.000	1	8	9	5.5	0	0	4	2	0	5	31	19.2	
at Pittsburgh*	02/27/19	*	40	4	13	.308	2	6	.333	4	4	1.000	0	7	7	5.5	2	0	3	4	0	1	14	19.0	
NORTH CAROLINA*	03/02/19	*	31	10	16	.625	2	4	.500	2	2	1.000	0	2	2	5.4	3	0	3	1	0	5	24	19.2	
at Notre Dame*	03/06/19	*	40	8	13	.615	0	1	.000	6	6	1.000	0	6	6	5.4	1	0	3	3	0	2	22	19.3	
SYRACUSE*	03/09/19	*	40	7	17	.412	2	7	.286	8	8	1.000	2	8	10	5.6	2	0	2	2	0	5	24	19.4	
vs. NC State	03/13/19	*	39	5	18	.278	4	7	.571	2	2	1.000	3	7	10	5.7	2	0	6	0	0	0	16	19.3	
vs. Wright State	03/19/19	*	38	9	19	.474	1	3	.333	5	7	.714	1	3	4	5.7	0	0	4	3	0	0	24	19.5	
TOTALS			29	1059	197	439	.449	48	130	.369	142	168	.845	23	147	170	5.7	59	2	94	80	1	63	584	19.0

2018-19 INDIVIDUAL GAME-BY-GAME

#3 LYLES DAVIS

Opponent	Date	Sts	Min.	Field Goals			3-PT			FT	FTA	PCT	Rebounds			Avg.	PF	DQ	A	TO	BK	S	Pts.	Avg.
				FG	FGA	Pct.	FG	FGA	Pct.				OR	DR	TOT									
THE CITADEL	11/6/18		1	0	1	.000	0	0	.000	0	0	.000	0	0	0	0.0	0	0	0	0	0	0	0	0.0
NC CENTRAL	11/9/18		1	0	1	.000	0	1	.000	0	0	.000	0	0	0	0.0	0	0	0	0	0	0	0	0.0
SAM HOUSTON STATE	11/14/18		DNP																					
vs. Akron	11/19/18		DNP																					
vs. Georgia	11/20/18		DNP																					
vs. Creighton	11/21/18		DNP																					
NEBRASKA	11/26/18		DNP																					
SAINT PETER'S	12/04/18		DNP																					
vs. Mississippi St.	12/08/18		DNP																					
RADFORD	12/15/18		DNP																					
CHARLESTON SO.	12/18/18		1	0	0	.000	0	0	.000	0	0	.000	0	0	0	0.0	0	0	1	0	0	0	0	0.0
at South Carolina	12/22/18		DNP																					
LIPSCOMB	12/30/18		DNP																					
at Duke*	01/05/19		DNP																					
at Syracuse*	01/09/19		DNP																					
VIRGINIA*	01/12/19		DNP																					
GEORGIA TECH*	01/16/19		DNP																					
at Florida State*	01/22/19		DNP																					
at NC State*	01/26/19		DNP																					
PITTSBURGH*	01/29/19		DNP																					
WAKE FOREST*	02/03/19		2	1	2	.500	1	1	1.000	0	0	.000	0	1	1	0.3	1	0	0	0	0	1	3	0.8
at Georgia Tech*	02/06/19		1	0	0	.000	0	0	.000	0	0	.000	0	0	0	0.2	0	0	0	0	0	0	0	0.6
VIRGINIA TECH*	02/09/19		DNP																					
at Miami*	02/13/19		DNP																					
at Louisville*	02/16/19		DNP																					
FLORIDA STATE*	02/19/19		DNP																					
BOSTON COLLEGE*	02/23/19		DNP																					
at Pittsburgh*	02/27/19		DNP																					
NORTH CAROLINA*	03/02/19		DNP																					
at Notre Dame*	03/06/19		DNP																					
SYRACUSE*	03/09/19		0	0	1	.000	0	1	.000	0	0	.000	0	0	0	0.2	0	0	0	0	0	0	0	0.5
vs. NC State	03/13/19		DNP																					
vs. Wright State	03/19/19		1	0	0	.000	0	0	.000	0	0	.000	0	0	0	0.1	0	0	0	0	0	0	0	0.4
TOTALS		0	7	1	5	.200	1	3	.333	0	0	.000	0	1	1	0.1	1	0	1	0	0	1	3	0.4

#4 SHELTON MITCHELL

Opponent	Date	Sts	Min.	Field Goals			3-PT			FT	FTA	PCT	Rebounds			Avg.	PF	DQ	A	TO	BK	S	Pts.	Avg.
				FG	FGA	Pct.	FG	FGA	Pct.				OR	DR	TOT									
THE CITADEL	11/6/18	*	33	4	9	.444	4	7	.571	4	4	1.000	0	0	0	0.0	1	0	3	5	0	1	16	16.0
NC CENTRAL	11/9/18	*	35	3	7	.429	1	4	.250	4	4	1.000	0	0	0	0.0	2	0	4	1	0	2	11	13.5
SAM HOUSTON STATE	11/14/18	*	30	6	12	.500	1	6	.167	0	1	.000	1	3	4	1.3	0	0	4	1	0	1	13	13.3
vs. Akron	11/19/18	*	36	6	15	.400	1	5	.200	9	13	.692	1	4	5	2.3	0	0	3	2	0	4	22	15.5
vs. Georgia	11/20/18	*	34	5	14	.357	2	4	.500	1	1	1.000	0	3	3	2.4	2	0	0	2	0	2	13	15.0
vs. Creighton	11/21/18	*	32	5	11	.455	0	3	.000	3	3	1.000	0	0	0	2.0	2	0	3	0	0	0	13	14.7
NEBRASKA	11/26/18	*	37	4	10	.400	1	1	1.000	4	6	.667	1	2	3	2.1	1	0	3	2	0	0	13	14.4
SAINT PETER'S	12/04/18	*	31	4	9	.444	2	5	.400	5	6	.833	0	2	2	2.1	1	0	0	4	0	0	15	14.5
vs. Mississippi St.	12/08/18	*	35	3	16	.188	1	8	.125	2	2	1.000	1	2	3	2.2	0	0	7	2	0	1	9	13.9
RADFORD	12/15/18	*	36	7	13	.538	2	5	.400	4	5	.800	0	4	4	2.4	2	0	2	4	0	0	20	14.5
CHARLESTON SO.	12/18/18	*	30	6	11	.545	1	5	.200	1	1	1.000	0	3	3	2.5	0	0	6	2	0	3	14	14.5
at South Carolina	12/22/18	*	33	4	9	.444	1	5	.200	2	3	.667	0	2	2	2.4	1	0	2	5	0	1	11	14.2
LIPSCOMB	12/30/18	*	22	3	8	.375	1	3	.333	3	3	1.000	0	1	1	2.3	2	0	3	1	0	1	10	13.8
at Duke*	01/05/19	*	27	4	12	.333	0	3	.000	3	3	1.000	2	2	4	2.4	0	0	2	4	0	2	11	13.6
at Syracuse*	01/09/19	*	33	2	11	.182	1	5	.200	0	0	.000	2	3	5	2.6	0	0	3	1	0	2	5	13.1
VIRGINIA*	01/12/19	*	25	1	6	.167	1	4	.250	2	2	1.000	1	2	3	2.6	1	0	1	0	0	0	5	12.6
GEORGIA TECH*	01/16/19	*	38	1	5	.200	0	2	.000	0	0	.000	0	2	2	2.6	1	0	8	0	0	0	2	11.9
at Florida State*	01/22/19	*	33	3	12	.250	0	4	.000	0	0	.000	0	2	2	2.6	2	0	4	4	0	0	6	11.6
at NC State*	01/26/19	*	29	3	6	.500	0	1	.000	3	4	.750	0	1	1	2.5	1	0	0	4	0	0	9	11.5
PITTSBURGH*	01/29/19	*	31	5	6	.833	4	4	1.000	0	0	.000	0	1	1	2.4	2	0	5	3	0	1	14	11.6
WAKE FOREST*	02/03/19	*	27	2	7	.286	1	4	.250	1	3	.333	0	0	0	2.3	0	0	2	2	0	0	6	11.3
at Georgia Tech*	02/06/19	*	33	3	7	.429	2	4	.500	0	0	.000	0	5	5	2.4	0	0	2	3	0	1	8	11.2
VIRGINIA TECH*	02/09/19	*	40	7	14	.500	5	9	.556	3	3	1.000	1	4	5	2.5	1	0	3	1	0	0	22	11.7
at Miami*	02/13/19	*	38	5	11	.455	1	5	.200	4	4	1.000	2	3	5	2.6	0	0	2	2	0	1	15	11.8
at Louisville*	02/16/19	*	35	4	13	.308	2	5	.400	2	2	1.000	0	2	2	2.6	0	0	1	0	0	1	12	11.8
FLORIDA STATE*	02/19/19	*	31	4	11	.364	3	8	.375	1	1	1.000	0	4	4	2.7	2	0	6	1	0	4	12	11.8
BOSTON COLLEGE*	02/23/19	*	36	3	5	.600	2	3	.667	5	6	.833	0	2	2	2.6	3	0	3	2	0	1	13	11.9
at Pittsburgh*	02/27/19	*	33	3	9	.333	2	6	.333	2	2	1.000	0	2	2	2.6	2	0	4	3	0	1	10	11.8
NORTH CAROLINA*	03/02/19	*	34	2	9	.222	1	4	.250	6	6	1.000	0	5	5	2.7	2	0	3	5	0	0	11	11.8
at Notre Dame*	03/06/19	*	35	4	7	.571	2	4	.500	1	2	.500	0	1	1	2.6	2	0	0	1	0	0	11	11.7
SYRACUSE*	03/09/19	*	33	2	10	.200	1	7	.143	5	6	.833	0	3	3	2.6	0	0	4	4	0	2	10	11.7
vs. NC State	03/13/19	*	35	2	12	.167	2	5	.400	0	0	.000	0	5	5	2.7	0	0	2	1	0	0	6	11.5
vs. Wright State	03/19/19		DNP																					
TOTALS		32	1050	120	317	.379	48	148	.324	80	96	.833	12	75	87	2.7	33	0	95	72	0	32	368	11.5

2018-19 INDIVIDUAL GAME-BY-GAME

#5 HUNTER TYSON

Opponent	Date	Sts	Min.	Field Goals			3-PT			FT	FTA	PCT	Rebounds			Avg.	PF	DQ	A	TO	BK	S	Pts.	Avg.
				FG	FGA	Pct.	FG	FGA	Pct.				OR	DR	TOT									
THE CITADEL	11/6/18		12	0	3	.000	0	3	.000	4	6	.667	0	4	4	4.0	0	0	3	0	1	0	4	4.0
NC CENTRAL	11/9/18		14	2	6	.333	2	6	.333	0	0	.000	0	3	3	3.5	1	0	1	0	1	1	6	5.0
SAM HOUSTON STATE	11/14/18		7	1	1	1.000	1	1	1.000	1	2	.500	0	0	0	2.3	0	0	0	0	0	0	4	4.7
vs. Akron	11/19/18		8	0	0	.000	0	0	.000	0	0	.000	0	2	2	2.3	0	0	0	0	0	0	0	3.5
vs. Georgia	11/20/18		7	0	4	.000	0	1	.000	0	0	.000	1	1	2	2.2	0	0	0	0	0	0	0	2.8
vs. Creighton	11/21/18		21	1	3	.333	1	3	.333	0	0	.000	0	2	2	2.2	2	0	1	0	0	0	3	2.8
NEBRASKA	11/26/18		4	0	1	.000	0	1	.000	0	0	.000	0	1	1	2.0	0	0	0	0	0	0	0	2.4
SAINT PETER'S	12/04/18		14	0	2	.000	0	1	.000	0	0	.000	2	1	3	2.1	0	0	0	0	0	1	0	2.1
vs. Mississippi St.	12/08/18		14	1	5	.200	0	3	.000	0	0	.000	1	1	2	2.1	1	0	0	0	0	0	2	2.1
RADFORD	12/15/18		4	0	2	.000	0	1	.000	0	0	.000	0	0	0	1.9	0	0	0	0	1	0	0	1.9
CHARLESTON SO.	12/18/18		19	2	5	.400	0	2	.000	1	1	1.000	0	2	2	1.9	1	0	0	3	2	0	5	2.2
at South Carolina	12/22/18		3	0	0	.000	0	0	.000	0	0	.000	0	0	0	1.8	1	0	0	0	0	0	0	2.0
LIPSCOMB	12/30/18		2	0	0	.000	0	0	.000	0	0	.000	0	0	0	1.6	0	0	0	0	0	0	0	1.8
at Duke*	01/05/19		12	2	4	.500	1	3	.333	0	0	.000	1	0	1	1.6	0	0	1	0	0	0	5	2.1
at Syracuse*	01/09/19		9	0	2	.000	0	2	.000	0	0	.000	0	0	0	1.5	0	0	1	0	0	0	0	1.9
VIRGINIA*	01/12/19		4	0	2	.000	0	1	.000	0	0	.000	0	0	0	1.4	1	0	1	0	0	0	0	1.8
GEORGIA TECH*	01/16/19	DNP																						
at Florida State*	01/22/19		1	0	0	.000	0	0	.000	0	0	.000	0	0	0	1.3	0	0	0	0	0	0	0	1.7
at NC State*	01/26/19	DNP																						
PITTSBURGH*	01/29/19		3	0	0	.000	0	0	.000	0	0	.000	0	0	0	1.2	1	0	0	0	1	0	0	1.6
WAKE FOREST*	02/03/19		3	0	0	.000	0	0	.000	0	0	.000	0	0	0	1.2	2	0	0	1	0	0	0	1.5
at Georgia Tech*	02/06/19		5	0	0	.000	0	0	.000	0	0	.000	0	0	0	1.1	0	0	1	0	0	0	0	1.5
VIRGINIA TECH*	02/09/19		11	2	3	.667	1	2	.500	0	0	.000	0	1	1	1.1	1	0	0	1	0	0	5	1.6
at Miami*	02/13/19		15	0	4	.000	0	4	.000	0	0	.000	0	0	0	1.0	1	0	2	0	0	0	0	1.5
at Louisville*	02/16/19		0	0	0	.000	0	0	.000	0	0	.000	0	0	0	1.0	0	0	0	1	0	0	0	1.5
FLORIDA STATE*	02/19/19		12	0	1	.000	0	1	.000	0	0	.000	0	3	3	1.1	2	0	0	0	0	0	0	1.4
BOSTON COLLEGE*02/23/19		DNP																						
at Pittsburgh*	02/27/19		16	3	6	.500	3	5	.600	0	0	.000	0	4	4	1.2	1	0	0	0	0	0	9	1.7
NORTH CAROLINA*03/02/19			18	1	4	.250	1	4	.250	0	0	.000	0	1	1	1.2	1	0	1	0	1	0	3	1.8
at Notre Dame*	03/06/19		4	0	1	.000	0	1	.000	0	0	.000	0	0	0	1.1	0	0	0	0	0	0	0	1.7
SYRACUSE*	03/09/19		2	1	1	1.000	1	1	1.000	0	0	.000	0	0	0	1.1	1	0	0	0	0	0	3	1.8
vs. NC State	03/13/19		2	0	0	.000	0	0	.000	0	0	.000	0	0	0	1.1	0	0	0	0	0	0	0	1.7
vs. Wright State	03/19/19		6	0	3	.000	0	1	.000	0	0	.000	1	0	1	1.1	1	0	0	0	1	0	0	1.6
TOTALS		0	252	16	63	.254	11	47	.234	6	9	.667	6	26	32	1.1	18	0	12	6	8	2	49	1.6

#10 PARKER FOX

Opponent	Date	Sts	Min.	Field Goals			3-PT			FT	FTA	PCT	Rebounds			Avg.	PF	DQ	A	TO	BK	S	Pts.	Avg.
				FG	FGA	Pct.	FG	FGA	Pct.				OR	DR	TOT									
THE CITADEL	11/6/18		1	0	0	.000	0	0	.000	0	0	.000	0	0	0	0.0	0	0	0	0	0	0	0	0.0
NC CENTRAL	11/9/18		1	0	0	.000	0	0	.000	0	0	.000	0	0	0	0.0	1	0	0	0	0	0	0	0.0
SAM HOUSTON STATE	11/14/18	DNP																						
vs. Akron	11/19/18	DNP																						
vs. Georgia	11/20/18	DNP																						
vs. Creighton	11/21/18	DNP																						
NEBRASKA	11/26/18	DNP																						
SAINT PETER'S	12/04/18	DNP																						
vs. Mississippi St.	12/08/18	DNP																						
RADFORD	12/15/18	DNP																						
CHARLESTON SO.	12/18/18		1	1	1	1.000	1	1	1.000	0	0	.000	0	0	0	0.0	0	0	0	1	0	0	3	1.0
at South Carolina	12/22/18	DNP																						
LIPSCOMB	12/30/18	DNP																						
at Duke*	01/05/19	DNP																						
at Syracuse*	01/09/19	DNP																						
VIRGINIA*	01/12/19	DNP																						
GEORGIA TECH*	01/16/19	DNP																						
at Florida State*	01/22/19	DNP																						
at NC State*	01/26/19	DNP																						
PITTSBURGH*	01/29/19	DNP																						
WAKE FOREST*	02/03/19		1	0	0	.000	0	0	.000	0	0	.000	0	0	0	0.0	0	0	0	0	0	0	0	0.8
at Georgia Tech*	02/06/19		1	0	1	.000	0	1	.000	0	0	.000	0	0	0	0.0	0	0	0	0	0	0	0	0.6
VIRGINIA TECH*	02/09/19	DNP																						
at Miami*	02/13/19	DNP																						
at Louisville*	02/16/19	DNP																						
FLORIDA STATE*	02/19/19	DNP																						
BOSTON COLLEGE*02/23/19		DNP																						
at Pittsburgh*	02/27/19	DNP																						
NORTH CAROLINA*03/02/19		DNP																						
at Notre Dame*	03/06/19	DNP																						
SYRACUSE*	03/09/19	DNP																						
vs. NC State	03/13/19	DNP																						
vs. Wright State	03/19/19	DNP																						
TOTALS		0	5	1	2	.500	1	2	.500	0	0	.000	0	0	0	0.0	1	0	0	1	0	0	3	0.6

2018-19 INDIVIDUAL GAME-BY-GAME

#14 ELIJAH THOMAS

Opponent	Date	Sts	Min.	Field Goals			3-PT			FT	FTA	PCT	Rebounds			Avg.	PF	DQ	A	TO	BK	S	Pts.	Avg.	
				FG	FGA	Pct.	FG	FGA	Pct.				OR	DR	TOT										
THE CITADEL	11/6/18	*	24	6	9	.667	0	0	.000	3	4	.750	2	7	9	9.0	4	0	2	1	0	0	15	15.0	
NC CENTRAL	11/9/18	*	19	3	4	.750	0	0	.000	0	0	.000	1	2	3	6.0	4	0	1	4	2	0	6	10.5	
SAM HOUSTON STATE	11/14/18		25	1	3	.333	0	0	.000	1	2	.500	1	4	5	5.7	3	0	1	2	2	0	3	8.0	
vs. Akron	11/19/18	*	30	7	13	.538	0	0	.000	1	5	.200	6	6	12	7.3	3	0	0	1	0	0	15	9.8	
vs. Georgia	11/20/18	*	29	5	7	.714	0	0	.000	2	3	.667	2	9	11	8.0	3	0	1	1	1	2	12	10.2	
vs. Creighton	11/21/18	*	17	3	4	.750	0	0	.000	5	6	.833	2	0	2	7.0	4	0	1	5	0	2	11	10.3	
NEBRASKA	11/26/18	*	22	7	8	.875	0	0	.000	2	2	1.000	2	2	4	6.6	3	0	2	3	1	0	16	11.1	
SAINT PETER'S	12/04/18		26	5	8	.625	0	0	.000	7	9	.778	3	9	12	7.3	1	0	0	1	2	0	17	11.9	
vs. Mississippi St.	12/08/18	*	36	8	9	.889	0	0	.000	2	3	.667	2	6	8	7.3	2	0	3	5	3	1	18	12.6	
RADFORD	12/15/18	*	22	4	6	.667	0	0	.000	7	8	.875	5	4	9	7.5	5	1	2	1	1	0	15	12.8	
CHARLESTON SO.	12/18/18	*	26	9	12	.750	0	0	.000	7	10	.700	6	8	14	8.1	1	0	1	2	4	2	25	13.9	
at South Carolina	12/22/18	*	18	2	2	1.000	0	0	.000	7	11	.636	0	2	2	7.6	4	0	0	1	2	1	11	13.7	
LIPSCOMB	12/30/18	*	20	3	10	.300	0	1	.000	6	9	.667	4	4	8	7.6	4	0	0	6	4	2	12	13.5	
at Duke*	01/05/19	*	23	7	9	.778	0	0	.000	0	1	.000	1	3	4	7.4	4	0	0	5	0	1	14	13.6	
at Syracuse*	01/09/19	*	26	4	6	.667	0	0	.000	5	10	.500	1	6	7	7.3	5	1	0	3	1	0	13	13.5	
VIRGINIA*	01/12/19	*	31	4	10	.400	0	0	.000	0	2	.000	3	9	12	7.6	3	0	0	4	1	1	8	13.2	
GEORGIA TECH*	01/16/19	*	20	5	11	.455	0	0	.000	1	2	.500	4	5	9	7.7	3	0	0	1	1	0	11	13.1	
at Florida State*	01/22/19	*	36	6	9	.667	0	0	.000	5	5	1.000	2	9	11	7.9	2	0	5	2	1	0	17	13.3	
at NC State*	01/26/19	*	26	8	11	.727	0	0	.000	2	2	1.000	1	5	6	7.8	3	0	1	3	3	0	18	13.5	
PITTSBURGH*	01/29/19	*	16	2	3	.667	0	0	.000	0	1	.000	2	4	6	7.7	2	0	3	1	3	0	4	13.1	
WAKE FOREST*	02/03/19	*	26	10	11	.909	0	0	.000	3	3	1.000	3	7	10	7.8	1	0	1	2	7	1	23	13.5	
at Georgia Tech*	02/06/19	*	17	3	5	.600	0	0	.000	1	2	.500	1	5	6	7.7	4	0	2	1	5	1	7	13.2	
VIRGINIA TECH*	02/09/19	*	25	3	5	.600	0	0	.000	0	2	.000	2	7	9	7.8	4	0	2	1	7	0	6	12.9	
at Miami*	02/13/19	*	35	7	11	.636	0	0	.000	2	2	1.000	2	7	9	7.8	3	0	1	2	1	0	16	13.0	
at Louisville*	02/16/19	*	21	6	12	.500	0	0	.000	3	5	.600	2	5	7	7.8	4	0	2	5	1	1	15	13.1	
FLORIDA STATE*	02/19/19	*	34	6	14	.429	0	0	.000	1	1	1.000	3	3	6	7.7	5	1	0	4	3	0	13	13.1	
BOSTON COLLEGE*	02/23/19	*	33	6	11	.545	0	0	.000	2	4	.500	3	7	10	7.8	1	0	2	4	1	1	14	13.1	
at Pittsburgh*	02/27/19	*	33	6	8	.750	0	0	.000	0	1	.000	2	6	8	7.8	4	0	5	2	3	3	12	13.1	
NORTH CAROLINA*	03/02/19	*	27	5	8	.625	0	0	.000	4	8	.500	2	9	11	7.9	4	0	3	3	1	2	14	13.1	
at Notre Dame*	03/06/19	*	23	5	10	.500	0	0	.000	4	6	.667	1	7	8	7.9	2	0	1	4	4	0	14	13.2	
SYRACUSE*	03/09/19	*	30	4	9	.444	0	0	.000	5	7	.714	6	5	11	8.0	4	0	1	3	3	2	13	13.2	
vs. NC State	03/13/19	*	18	4	7	.571	0	0	.000	0	0	.000	2	2	4	7.9	5	1	1	6	1	1	8	13.0	
vs. Wright State	03/19/19	*	26	6	8	.750	0	0	.000	5	8	.625	2	2	4	7.8	4	0	1	2	3	1	17	13.1	
TOTALS			31	840	170	273	.623	0	1	.000	93	144	.646	81	176	257	7.8	108	4	45	91	72	25	433	13.1

#15 JOHN NEWMAN III

Opponent	Date	Sts	Field Goals				3-PT				Rebounds										PF	DQ	A	TO	BK	S	Pts.	Avg.
			Min.	FG	FGA	Pct.	FG	FGA	Pct.	FT	FTA	PCT	OR	DR	TOT	Avg.												
THE CITADEL	11/6/18		18	2	3	.667	1	2	.500	0	0	.000	2	1	3	3.0	2	0	2	1	0	0	5	5.0				
NC CENTRAL	11/9/18		17	1	4	.250	0	2	.000	1	2	.500	1	2	3	3.0	0	0	1	0	0	1	3	4.0				
SAM HOUSTON STATE	11/14/18		17	2	3	.667	0	1	.000	1	2	.500	0	3	3	3.0	0	0	0	0	0	0	5	4.3				
vs. Akron	11/19/18		14	1	2	.500	0	0	.000	0	0	.000	0	3	3	3.0	0	0	0	2	0	0	2	3.8				
vs. Georgia	11/20/18		5	0	2	.000	0	0	.000	0	0	.000	0	1	1	2.6	0	0	0	0	0	0	0	3.0				
vs. Creighton	11/21/18		5	0	0	.000	0	0	.000	0	0	.000	0	1	1	2.3	2	0	0	1	0	0	0	2.5				
NEBRASKA	11/26/18		6	0	2	.000	0	1	.000	0	0	.000	1	0	1	2.1	1	0	0	0	0	0	0	2.1				
SAINT PETER'S	12/04/18		4	0	1	.000	0	1	.000	0	0	.000	0	0	0	1.9	0	0	0	0	0	0	0	1.9				
vs. Mississippi St.	12/08/18	*	14	0	3	.000	0	1	.000	0	0	.000	1	0	1	1.8	1	0	0	0	0	1	0	1.7				
RADFORD	12/15/18		24	1	3	.333	0	1	.000	1	2	.500	0	5	5	2.1	2	0	1	3	0	2	3	1.8				
CHARLESTON SO.	12/18/18		23	1	2	.500	1	2	.500	1	2	.500	0	1	1	2.0	3	0	0	3	1	1	4	2.0				
at South Carolina	12/22/18		16	2	2	1.000	1	1	1.000	0	0	.000	1	5	6	2.3	0	0	2	0	0	0	5	2.3				
LIPSCOMB	12/30/18		21	2	3	.667	1	1	1.000	0	0	.000	1	4	5	2.5	1	0	0	1	0	1	5	2.5				
at Duke*	01/05/19		12	1	3	.333	0	0	.000	0	0	.000	0	1	1	2.4	0	0	0	0	0	0	2	2.4				
at Syracuse*	01/09/19		4	0	0	.000	0	0	.000	0	0	.000	0	2	2	2.4	0	0	0	0	0	0	0	2.3				
VIRGINIA*	01/12/19		11	2	3	.667	1	1	1.000	0	0	.000	0	1	1	2.3	1	0	0	0	0	0	5	2.4				
GEORGIA TECH*	01/16/19		10	0	2	.000	0	1	.000	0	0	.000	0	0	0	2.2	0	0	0	1	0	0	0	2.3				
at Florida State*	01/22/19		13	1	3	.333	0	2	.000	0	0	.000	1	3	4	2.3	2	0	0	0	0	0	2	2.3				
at NC State*	01/26/19		13	2	2	1.000	0	0	.000	0	0	.000	0	1	1	2.2	0	0	1	1	0	1	4	2.4				
PITTSBURGH*	01/29/19		14	0	4	.000	0	2	.000	0	0	.000	0	1	1	2.2	1	0	1	0	1	1	0	2.3				
WAKE FOREST*	02/03/19		16	2	4	.500	2	2	1.000	0	0	.000	0	1	1	2.1	1	0	0	1	0	0	6	2.4				
at Georgia Tech*	02/06/19		5	0	0	.000	0	0	.000	0	0	.000	0	0	0	2.0	1	0	1	1	0	0	0	2.3				
VIRGINIA TECH*	02/09/19		8	0	1	.000	0	1	.000	0	0	.000	0	0	0	1.9	1	0	0	0	0	0	0	2.2				
at Miami*	02/13/19		3	0	0	.000	0	0	.000	0	0	.000	0	0	0	1.8	1	0	0	0	0	1	0	2.1				
at Louisville*	02/16/19		10	1	2	.500	0	0	.000	0	0	.000	1	1	2	1.8	1	0	0	0	0	0	2	2.1				
FLORIDA STATE*	02/19/19		3	0	0	.000	0	0	.000	0	0	.000	0	1	1	1.8	0	0	0	0	0	0	0	2.0				
BOSTON COLLEGE*	02/23/19		10	0	0	.000	0	0	.000	0	0	.000	1	0	1	1.8	0	0	1	1	0	0	0	2.0				
at Pittsburgh*	02/27/19		8	1	3	.333	1	2	.500	0	0	.000	0	0	0	1.7	3	0	1	1	1	0	3	2.0				
NORTH CAROLINA*	03/02/19		19	1	3	.333	0	1	.000	0	0	.000	0	3	3	1.8	4	0	2	1	0	0	2	2.0				
at Notre Dame*	03/06/19		10	0	1	.000	0	0	.000	0	0	.000	0	1	1	1.7	0	0	0	0	0	0	0	1.9				
SYRACUSE*	03/09/19		0	0	0	.000	0	0	.000	0	0	.000	1	0	1	1.7	0	0	0	0	0	0	0	1.9				
vs. NC State	03/13/19		7	1	2	.500	0	0	.000	1	1	1.000	2	1	3	1.8	0	0	0	0	0	0	3	1.9				
vs. Wright State	03/19/19		21	2	3	.667	1	2	.500	1	2	.500	2	2	4	1.8	2	0	1	1	2	1	6	2.0				
TOTALS			1	381	26	66	.394	9	27	.333	6	11	.545	15	45	60	1.8	30	0	14	19	5	10	67	2.0			

2018-19 INDIVIDUAL GAME-BY-GAME

#20 MALIK WILLIAM

Opponent	Date	Sts	Min.	Field Goals			3-PT			FT	FTA	PCT	Rebounds			Avg.	PF	DQ	A	TO	BK	S	Pts.	Avg.
				FG	FGA	Pct.	FG	FGA	Pct.				OR	DR	TOT									
THE CITADEL	11/6/18		DNP																					
NC CENTRAL	11/9/18		DNP																					
SAM HOUSTON STATE	11/14/18		DNP																					
vs. Akron	11/19/18		DNP																					
vs. Georgia	11/20/18		DNP																					
vs. Creighton	11/21/18		DNP																					
NEBRASKA	11/26/18		DNP																					
SAINT PETER'S	12/04/18		DNP																					
vs. Mississippi St.	12/08/18		DNP																					
RADFORD	12/15/18		DNP																					
CHARLESTON SO.	12/18/18		DNP																					
at South Carolina	12/22/18		DNP																					
LIPSCOMB	12/30/18		DNP																					
at Duke*	01/05/19		DNP																					
at Syracuse*	01/09/19		DNP																					
VIRGINIA*	01/12/19		DNP																					
GEORGIA TECH*	01/16/19		DNP																					
at Florida State*	01/22/19		DNP																					
at NC State*	01/26/19		DNP																					
PITTSBURGH*	01/29/19		DNP																					
WAKE FOREST*	02/03/19		DNP																					
at Georgia Tech*	02/06/19		DNP																					
VIRGINIA TECH*	02/09/19		DNP																					
at Miami*	02/13/19		DNP																					
at Louisville*	02/16/19		DNP																					
FLORIDA STATE*	02/19/19		DNP																					
BOSTON COLLEGE*02/23/19			DNP																					
at Pittsburgh*	02/27/19		DNP																					
NORTH CAROLINA*03/02/19			DNP																					
at Notre Dame*	03/06/19		DNP																					
SYRACUSE*	03/09/19		DNP																					
vs. NC State	03/13/19		DNP																					
vs. Wright State	03/19/19		DNP																					
TOTALS		0	0	0	0	.000	0	0	.000	0	0	.000	0	0	0	0.0	0	0	0	0	0	0	0	0.0

#24 DAVID SKARA

Opponent	Date	Sts	Min.	Field Goals			3-PT			FT	FTA	PCT	Rebounds			Avg.	PF	DQ	A	TO	BK	S	Pts.	Avg.
				FG	FGA	Pct.	FG	FGA	Pct.				OR	DR	TOT									
THE CITADEL	11/6/18	*	19	4	7	.571	1	2	.500	2	2	1.000	2	2	4	4.0	4	0	2	1	0	0	11	11.0
NC CENTRAL	11/9/18	*	28	5	7	.714	3	4	.750	3	4	.750	1	3	4	4.0	1	0	2	1	0	0	16	13.5
SAM HOUSTON STATE	11/14/18	*	27	1	3	.333	1	3	.333	1	2	.500	1	2	3	3.7	2	0	2	2	0	1	4	10.3
vs. Akron	11/19/18	*	22	0	1	.000	0	0	.000	2	2	1.000	0	0	0	2.8	3	0	0	1	0	0	2	8.3
vs. Georgia	11/20/18	*	38	3	6	.500	1	3	.333	1	2	.500	0	3	3	2.8	1	0	1	1	0	3	8	8.2
vs. Creighton	11/21/18	*	36	3	4	.750	0	1	.000	2	5	.400	3	8	11	4.2	0	0	2	3	1	0	8	8.2
NEBRASKA	11/26/18	*	27	2	4	.500	0	0	.000	0	0	.000	1	2	3	4.0	3	0	3	1	1	2	4	7.6
SAINT PETER'S	12/04/18	*	30	1	3	.333	0	2	.000	2	4	.500	1	3	4	4.0	3	0	0	0	0	1	4	7.1
vs. Mississippi St.	12/08/18	*	29	5	6	.833	1	1	1.000	1	2	.500	3	1	4	4.0	0	0	2	1	0	0	12	7.7
RADFORD	12/15/18	*	36	6	9	.667	2	3	.667	2	3	.667	3	2	5	4.1	1	0	1	0	1	0	16	8.5
CHARLESTON SO.	12/18/18	*	34	2	5	.400	0	2	.000	0	0	.000	3	3	6	4.3	2	0	5	5	1	1	4	8.1
at South Carolina	12/22/18	*	27	4	8	.500	2	5	.400	4	4	1.000	1	7	8	4.6	4	0	0	2	0	1	14	8.6
LIPSCOMB	12/30/18	*	38	6	10	.600	2	5	.400	3	3	1.000	1	3	4	4.5	3	0	0	2	0	3	17	9.2
at Duke*	01/05/19	*	19	2	4	.500	2	2	1.000	0	0	.000	0	2	2	4.4	4	0	0	1	0	0	6	9.0
at Syracuse*	01/09/19	*	33	1	8	.125	0	4	.000	1	2	.500	1	3	4	4.3	3	0	2	2	0	1	3	8.6
VIRGINIA*	01/12/19	*	38	3	8	.375	1	2	.500	2	2	1.000	1	5	6	4.4	2	0	0	0	0	1	9	8.6
GEORGIA TECH*	01/16/19	*	40	3	5	.600	3	4	.750	0	0	.000	0	1	1	4.2	2	0	2	2	1	0	9	8.6
at Florida State*	01/22/19	*	12	1	2	.500	1	1	1.000	0	0	.000	0	1	1	4.1	5	1	2	0	0	0	3	8.3
at NC State*	01/26/19	*	35	1	4	.250	0	1	.000	0	0	.000	2	4	6	4.2	2	0	0	1	1	1	2	8.0
PITTSBURGH*	01/29/19	*	32	1	5	.200	0	4	.000	2	2	1.000	0	7	7	4.3	2	0	3	1	1	0	4	7.8
WAKE FOREST*	02/03/19	*	30	3	6	.500	1	4	.250	0	0	.000	1	2	3	4.2	1	0	2	2	0	2	7	7.8
at Georgia Tech*	02/06/19	*	35	5	9	.556	1	3	.333	2	2	1.000	0	8	8	4.4	0	0	4	0	0	0	13	8.0
VIRGINIA TECH*	02/09/19	*	37	1	6	.167	1	5	.200	0	1	.000	1	0	1	4.3	1	0	3	0	2	1	3	7.8
at Miami*	02/13/19	*	34	0	3	.000	0	2	.000	0	0	.000	1	3	4	4.3	1	0	1	2	0	0	0	7.5
at Louisville*	02/16/19	*	23	2	2	1.000	0	0	.000	0	0	.000	1	1	2	4.2	5	1	0	1	0	1	4	7.3
FLORIDA STATE*	02/19/19	*	37	4	5	.800	1	1	1.000	1	2	.500	2	1	3	4.1	2	0	0	0	0	0	10	7.4
BOSTON COLLEGE*02/23/19		*	34	2	6	.333	1	3	.333	1	2	.500	0	4	4	4.1	2	0	2	1	0	0	6	7.4
at Pittsburgh*	02/27/19	*	34	3	8	.375	1	4	.250	2	2	1.000	2	3	5	4.1	1	0	3	1	1	0	9	7.4
NORTH CAROLINA*03/02/19		DNP																						
at Notre Dame*	03/06/19		30	3	8	.375	1	3	.333	0	1	.000	1	1	2	4.1	0	0	4	0	0	0	7	7.4
SYRACUSE*	03/09/19	*	31	2	5	.400	0	1	.000	1	1	1.000	0	3	3	4.0	1	0	0	2	1	1	5	7.3
vs. NC State	03/13/19	*	34	3	7	.429	1	5	.200	0	0	.000	2	2	4	4.0	2	0	0	0	1	2	7	7.3
vs. Wright State	03/19/19	*	38	6	11	.545	4	8	.500	0	0	.000	2	7	9	4.2	2	0	0	1	1	1	16	7.6
TOTALS		31	997	88	185	.476	32	88	.364	35	50	.700	37	97	134	4.2	65	2	48	37	13	23	243	7.6

2018-19 INDIVIDUAL GAME-BY-GAME

#25 AAMIR SIMMS

Opponent	Date	Sts	Min.	Field Goals			3-PT			FT	FTA	PCT	Rebounds			Avg.	PF	DQ	A	TO	BK	S	Pts.	Avg.	
				FG	FGA	Pct.	FG	FGA	Pct.				OR	DR	TOT										
THE CITADEL	11/6/18	*	24	7	8	.875	2	2	1.000	0	0	.000	0	1	1	1.0	4	0	0	2	1	0	16	16.0	
NC CENTRAL	11/9/18	*	28	5	8	.625	3	4	.750	1	2	.500	0	3	3	2.0	4	0	3	1	1	2	14	15.0	
SAM HOUSTON STATE	11/14/18	*	28	3	4	.750	2	2	1.000	4	4	1.000	3	5	8	4.0	3	0	3	1	2	0	12	14.0	
vs. Akron	11/19/18	*	31	5	8	.625	1	3	.333	1	1	1.000	1	1	2	3.5	3	0	0	3	0	0	12	13.5	
vs. Georgia	11/20/18	*	26	1	5	.200	0	4	.000	0	0	.000	1	5	6	4.0	2	0	1	2	0	0	2	11.2	
vs. Creighton	11/21/18	*	23	4	9	.444	2	5	.400	0	0	.000	1	6	7	4.5	4	0	0	2	1	0	10	11.0	
NEBRASKA	11/26/18	*	36	4	9	.444	0	3	.000	0	0	.000	3	5	8	5.0	1	0	2	2	1	0	8	10.6	
SAINT PETER'S	12/04/18	*	24	1	5	.200	0	3	.000	0	0	.000	0	4	4	4.9	1	0	0	1	2	0	2	9.5	
vs. Mississippi St.	12/08/18	*	37	9	15	.600	4	9	.444	1	2	.500	1	3	4	4.8	3	0	0	1	2	2	23	11.0	
RADFORD	12/15/18	*	35	4	11	.364	1	6	.167	0	0	.000	2	1	3	4.6	0	0	1	1	0	2	9	10.8	
CHARLESTON SO.	12/18/18	*	23	6	8	.750	3	5	.600	0	0	.000	0	1	1	4.3	2	0	0	1	0	0	15	11.2	
at South Carolina	12/22/18	*	23	2	3	.667	1	1	1.000	0	0	.000	3	3	6	4.4	4	0	0	1	2	0	5	10.7	
LIPSCOMB	12/30/18	*	28	1	7	.143	0	4	.000	1	1	1.000	2	6	8	4.7	3	0	0	1	1	0	3	10.1	
at Duke*	01/05/19	*	32	1	11	.091	0	4	.000	0	0	.000	4	6	10	5.1	1	0	0	0	2	1	2	9.5	
at Syracuse*	01/09/19	*	23	4	6	.667	1	1	1.000	0	0	.000	2	1	3	4.9	5	1	1	3	0	0	9	9.5	
VIRGINIA*	01/12/19	*	29	1	8	.125	0	5	.000	0	0	.000	0	2	2	4.8	1	0	1	1	1	1	2	9.0	
GEORGIA TECH*	01/16/19	*	25	4	10	.400	2	6	.333	0	0	.000	0	2	2	4.6	1	0	0	2	0	0	10	9.1	
at Florida State*	01/22/19	*	38	7	13	.538	3	7	.429	1	2	.500	2	3	5	4.6	3	0	0	1	0	1	18	9.6	
at NC State*	01/26/19	*	29	2	5	.400	0	3	.000	2	4	.500	2	3	5	4.6	1	0	0	1	0	3	6	9.4	
PITTSBURGH*	01/29/19	*	21	2	4	.500	2	3	.667	2	2	1.000	0	1	1	4.5	1	0	0	0	1	0	8	9.3	
WAKE FOREST*	02/03/19	*	29	2	8	.250	1	4	.250	0	0	.000	2	3	5	4.5	1	0	2	1	0	2	5	9.1	
at Georgia Tech*	02/06/19	*	31	5	9	.556	2	4	.500	1	2	.500	3	2	5	4.5	1	0	3	1	2	0	13	9.3	
VIRGINIA TECH*	02/09/19	*	25	3	5	.600	2	4	.500	0	0	.000	1	2	3	4.4	4	0	1	1	2	1	8	9.2	
at Miami*	02/13/19	*	18	2	5	.400	1	4	.250	0	0	.000	1	4	5	4.5	4	0	1	2	1	1	5	9.0	
at Louisville*	02/16/19	*	32	1	5	.200	0	2	.000	0	0	.000	3	6	9	4.6	1	0	1	4	0	0	2	8.8	
FLORIDA STATE*	02/19/19	*	23	2	5	.400	1	4	.250	2	2	1.000	1	4	5	4.7	4	0	2	1	1	0	7	8.7	
BOSTON COLLEGE*	02/23/19	*	30	4	7	.571	0	3	.000	2	2	1.000	1	2	3	4.6	2	0	1	1	0	1	10	8.7	
at Pittsburgh*	02/27/19	*	15	1	2	.500	1	2	.500	0	0	.000	0	3	3	4.5	4	0	1	0	0	1	3	8.5	
NORTH CAROLINA*	03/02/19	*	27	2	6	.333	1	3	.333	1	2	.500	0	4	4	4.5	2	0	2	1	1	0	6	8.4	
at Notre Dame*	03/06/19	*	14	1	7	.143	0	2	.000	1	1	1.000	2	4	6	4.6	5	1	0	1	0	0	3	8.3	
SYRACUSE	03/09/19	*	33	3	8	.375	1	4	.250	1	2	.500	3	4	7	4.6	1	0	5	2	0	1	8	8.3	
vs. NC State	03/13/19	*	19	4	7	.571	2	2	1.000	1	1	1.000	1	1	2	4.6	2	0	0	0	0	0	11	8.3	
vs. Wright State	03/19/19	*	27	0	4	.000	0	1	.000	0	0	.000	1	3	4	4.5	2	0	2	2	1	2	0	8.1	
TOTALS			33	886	103	235	.438	39	119	.328	22	30	.733	46	104	150	4.5	80	2	33	44	25	21	267	8.1

#35 JAVAN WHITE

Opponent	Date	Sts	Min.	Field Goals			3-PT			FT	FTA	PCT	Rebounds			Avg.	PF	DQ	A	TO	BK	S	Pts.	Avg.	
				FG	FGA	Pct.	FG	FGA	Pct.				OR	DR	TOT										
THE CITADEL	11/6/18		4	0	0	.000	0	0	.000	0	0	.000	0	1	1	1.0	1	0	1	0	1	0	0	0.0	
NC CENTRAL	11/9/18		12	3	3	1.000	0	0	.000	1	3	.333	2	4	6	3.5	3	0	0	1	2	1	7	3.5	
SAM HOUSTON STATE	11/14/18	*	13	2	2	1.000	0	0	.000	0	0	.000	0	4	4	3.7	1	0	0	0	1	0	4	3.7	
vs. Akron	11/19/18		10	0	0	.000	0	0	.000	0	0	.000	0	3	3	3.5	2	0	0	1	0	0	0	2.8	
vs. Georgia	11/20/18		11	0	1	.000	0	0	.000	0	0	.000	2	2	4	3.6	1	0	1	1	0	0	0	2.2	
vs. Creighton	11/21/18		11	1	1	1.000	0	0	.000	0	0	.000	0	2	2	3.3	0	0	0	0	0	0	2	2.2	
NEBRASKA	11/26/18		13	0	1	.000	0	0	.000	2	2	1.000	2	0	2	3.1	1	0	0	1	0	0	2	2.1	
SAINT PETER'S	12/04/18	*	10	1	3	.333	0	0	.000	0	0	.000	1	0	1	2.9	0	0	0	0	0	0	2	2.1	
vs. Mississippi St.	12/08/18		3	0	0	.000	0	0	.000	0	0	.000	0	0	0	2.6	0	0	0	0	0	0	0	1.9	
RADFORD	12/15/18		10	0	0	.000	0	0	.000	0	0	.000	1	2	3	2.6	1	0	0	1	0	1	0	1.7	
CHARLESTON SO.	12/18/18		14	0	0	.000	0	0	.000	1	2	.500	1	0	1	2.5	1	0	0	0	0	0	1	1.6	
at South Carolina	12/22/18		15	1	3	.333	0	0	.000	0	1	.000	0	1	1	2.3	4	0	1	1	1	1	2	1.7	
LIPSCOMB	12/30/18		4	0	0	.000	0	0	.000	0	0	.000	0	1	1	2.2	2	0	0	2	0	0	0	1.5	
at Duke*	01/05/19		8	1	2	.500	0	0	.000	0	2	.000	0	1	1	2.1	2	0	0	0	0	0	2	1.6	
at Syracuse*	01/09/19		5	0	0	.000	0	0	.000	0	0	.000	1	0	1	2.1	1	0	1	1	0	1	0	1.5	
VIRGINIA*	01/12/19		1	0	0	.000	0	0	.000	0	0	.000	0	0	0	1.9	0	0	0	0	0	0	0	1.4	
GEORGIA TECH*	01/16/19		10	3	5	.600	0	0	.000	0	0	.000	2	2	4	2.1	4	0	1	0	0	0	6	1.6	
at Florida State*	01/22/19		3	0	0	.000	0	0	.000	0	0	.000	0	0	0	1.9	1	0	0	0	0	0	0	1.6	
at NC State*	01/26/19		7	1	1	1.000	0	0	.000	0	0	.000	0	0	0	1.8	3	0	0	1	0	0	2	1.6	
PITTSBURGH*	01/29/19		16	4	4	1.000	0	0	.000	2	4	.500	2	5	7	2.1	2	0	1	0	0	0	10	2.0	
WAKE FOREST*	02/03/19		10	1	3	.333	0	0	.000	0	0	.000	0	3	3	2.1	1	0	0	0	1	1	2	2.0	
at Georgia Tech*	02/06/19		13	1	7	.143	0	0	.000	0	0	.000	2	2	4	2.2	5	1	0	0	0	1	2	2.0	
VIRGINIA TECH*	02/09/19		7	0	0	.000	0	0	.000	0	0	.000	0	1	1	2.2	2	0	0	0	1	0	0	1.9	
at Miami*	02/13/19		5	0	0	.000	0	0	.000	0	0	.000	0	3	3	2.2	1	0	0	0	0	0	0	1.8	
at Louisville*	02/16/19		3	0	0	.000	0	0	.000	0	0	.000	0	0	0	2.1	1	0	0	0	0	0	0	1.8	
FLORIDA STATE*	02/19/19		DNP																						
BOSTON COLLEGE*02/23/19			3	0	0	.000	0	0	.000	0	0	.000	0	0	0	2.0	1	0	0	0	1	0	0	1.7	
at Pittsburgh*	02/27/19		6	1	2	.500	0	0	.000	0	0	.000	0	0	0	2.0	2	0	0	1	1	0	2	1.7	
NORTH CAROLINA*03/02/19			10	2	3	.667	0	0	.000	0	0	.000	3	1	4	2.0	3	0	0	0	0	0	4	1.8	
at Notre Dame*	03/06/19		11	2	4	.500	0	0	.000	0	0	.000	0	2	2	2.0	3	0	0	0	1	0	4	1.9	
SYRACUSE*	03/09/19		6	0	1	.000	0	0	.000	4	6	.667	1	2	3	2.1	3	0	0	1	1	0	4	1.9	
vs. NC State	03/13/19		13	2	2	1.000	0	0	.000	0	2	.000	1	1	2	2.1	2	0	2	1	1	0	4	2.0	
vs. Wright State	03/19/19		3	0	0	.000	0	0	.000	0	0	.000	0	1	1	2.0	0	0	0	0	0	1	0	1.9	
TOTALS			2	270	26	48	.542	0	0	.000	10	22	.455	21	44	65	2.0	54	1	8	13	12	7	62	1.9

2018-19 INDIVIDUAL GAME-BY-GAME

#55 TREY JEMSON

Opponent	Date	Sts	Min.	Field Goals			3-PT			FT	FTA	PCT	Rebounds				PF	DQ	A	TO	BK	S	Pts.	Avg.
				FG	FGA	Pct.	FG	FGA	Pct.				OR	DR	TOT	Avg.								
THE CITADEL	11/6/18		DNP																					
NC CENTRAL	11/9/18		DNP																					
SAM HOUSTON STATE	11/14/18		DNP																					
vs. Akron	11/19/18		DNP																					
vs. Georgia	11/20/18		DNP																					
vs. Creighton	11/21/18		DNP																					
NEBRASKA	11/26/18		DNP																					
SAINT PETER'S	12/04/18	2	0	1	.000	0	0	.000	0	0	.000	0	1	1	1.0	0	0	0	0	0	0	0	0	0.0
vs. Mississippi St.	12/08/18	1	0	0	.000	0	0	.000	2	2	1.000	1	0	1	1.0	0	0	0	0	0	0	2	1.0	
RADFORD	12/15/18	1	0	0	.000	0	0	.000	0	0	.000	0	0	0	0.7	1	0	0	0	0	0	0	0.7	
CHARLESTON SO.	12/18/18	3	0	0	.000	0	0	.000	0	0	.000	0	2	2	1.0	0	0	0	0	0	0	0	0.5	
at South Carolina	12/22/18	6	0	0	.000	0	0	.000	0	0	.000	0	0	0	0.8	2	0	0	1	1	0	0	0.4	
LIPSCOMB	12/30/18	3	0	0	.000	0	0	.000	0	0	.000	0	0	0	0.7	3	0	1	0	0	1	0	0.3	
at Duke*	01/05/19	6	2	2	1.000	0	0	.000	0	0	.000	1	1	2	0.9	1	0	0	0	0	0	4	0.9	
at Syracuse*	01/09/19	6	0	1	.000	0	0	.000	0	0	.000	0	1	1	0.9	0	0	0	0	0	0	0	0.8	
VIRGINIA*	01/12/19	6	0	0	.000	0	0	.000	0	0	.000	0	0	0	0.8	2	0	0	0	0	0	0	0.7	
GEORGIA TECH*	01/16/19	5	0	0	.000	0	0	.000	0	0	.000	0	1	1	0.8	2	0	0	0	0	0	0	0.6	
at Florida State*	01/22/19		DNP																					
at NC State*	01/26/19		DNP																					
PITTSBURGH*	01/29/19	2	0	0	.000	0	0	.000	0	0	.000	1	0	1	0.8	1	0	0	0	0	0	0	0.5	
WAKE FOREST*	02/03/19	4	0	0	.000	0	0	.000	1	2	.500	1	1	2	0.9	0	0	0	0	2	0	1	0.6	
at Georgia Tech*	02/06/19	4	0	0	.000	0	0	.000	0	0	.000	1	0	1	0.9	2	0	0	1	0	0	0	0.5	
VIRGINIA TECH*	02/09/19		DNP																					
at Miami*	02/13/19		DNP																					
at Louisville*	02/16/19	12	0	2	.000	0	0	.000	0	0	.000	0	1	1	0.9	3	0	0	1	1	0	0	0.5	
FLORIDA STATE*	02/19/19	2	0	0	.000	0	0	.000	0	1	.000	0	1	1	0.9	1	0	0	0	0	0	0	0.5	
BOSTON COLLEGE*	02/23/19		DNP																					
at Pittsburgh*	02/27/19		DNP																					
NORTH CAROLINA*	03/02/19	2	0	0	.000	0	0	.000	0	0	.000	0	0	0	0.9	0	0	0	0	0	1	0	0.4	
at Notre Dame*	03/06/19	3	0	0	.000	0	0	.000	0	0	.000	0	1	1	0.9	0	0	0	0	0	0	0	0.4	
SYRACUSE*	03/09/19	0	0	0	.000	0	0	.000	0	0	.000	0	0	0	0.8	0	0	0	0	0	0	0	0.4	
vs. NC State	03/13/19	0	0	0	.000	0	0	.000	0	0	.000	0	0	0	0.8	0	0	0	0	0	0	0	0.4	
vs. Wright State	03/19/19	3	0	0	.000	0	0	.000	0	0	.000	0	0	0	0.8	0	0	0	0	1	0	0	0.4	
TOTALS		0	71	2	6	.333	0	0	.000	3	5	.600	5	10	15	0.8	18	0	1	3	5	2	7	0.4

2018-19 GAME-BY-GAME RESULTS

	W/L	FG-FGA	Pct.	3pt-A	Pct.	FT-FTA	Pct.	OR	DR	Tot	PF	A	TO	BLK	Stl	1H	2H	OT	Pts
Clemson	W	34-61	.557	11-26	.423	21-25	.840	6	33	39	20	20	12	4	8	49	51	N/A	100
The Citadel		26-58	.448	10-27	.370	18-25	.720	3	22	25	19	7	14	0	7	40	40	N/A	80
Clemson	W	23-50	.460	10-27	.370	15-21	.714	5	26	31	17	18	11	7	8	40	31	N/A	71
NC Central		18-55	.327	4-18	.222	11-15	.733	14	24	38	22	8	20	1	5	20	31	N/A	51
Clemson	W	26-49	.531	9-23	.391	13-18	.722	8	29	37	11	14	12	5	6	32	42	N/A	74
Sam Houston State		22-63	.349	8-24	.333	7-8	.875	11	18	29	15	10	8	1	5	30	29	N/A	59
Clemson	W	25-51	.490	4-13	.308	18-29	.621	10	27	37	18	9	14	0	6	31	41	N/A	72
Akron		23-53	.434	11-29	.379	12-15	.800	6	22	28	24	11	15	1	6	24	45	N/A	69
Clemson	W	25-63	.397	5-20	.250	9-12	.750	11	32	43	11	8	14	1	9	34	30	N/A	64
Georgia		19-50	.380	5-18	.278	6-12	.500	3	27	30	13	8	17	7	3	26	23	N/A	49
Clemson	L	31-58	.534	5-19	.263	15-22	.682	8	23	31	22	11	19	2	2	35	47	N/A	82
Creighton		29-52	.558	10-26	.385	19-25	.760	4	23	27	19	13	16	2	7	45	42	N/A	87
Clemson	L	26-53	.491	4-12	.333	10-12	.833	10	20	30	14	15	11	3	3	31	35	N/A	66
Nebraska		26-55	.473	7-22	.318	9-11	.818	10	19	29	13	10	10	3	5	31	37	N/A	68
Clemson	W	20-48	.417	2-14	.143	23-30	.767	10	26	36	12	6	9	4	6	28	37	N/A	65
Saint Peter's		23-56	.411	10-21	.476	4-6	.667	8	21	29	22	8	11	6	5	28	32	N/A	60
Clemson	L	27-62	.435	6-27	.222	11-17	.647	11	20	31	12	15	9	6	6	34	37	N/A	71
Mississippi State		28-52	.538	19-30	.633	7-11	.636	6	26	32	16	22	14	1	5	42	40	N/A	82
Clemson	W	26-55	.473	7-23	.304	15-20	.750	14	22	36	13	8	14	3	6	31	43	N/A	74
Radford		25-50	.500	9-16	.563	7-11	.636	6	18	24	17	10	14	2	7	30	36	N/A	66
Clemson	W	29-50	.580	6-19	.316	14-19	.737	11	25	36	12	16	22	8	10	35	43	N/A	78
Charleston So.		19-56	.339	6-20	.300	7-9	.778	12	15	27	20	2	20	0	10	27	24	N/A	51
Clemson	W	26-46	.565	8-20	.400	18-25	.720	7	29	36	25	10	21	7	7	45	33	N/A	78
South Carolina		23-63	.365	4-16	.250	18-28	.643	15	18	33	21	11	14	1	5	34	34	N/A	68
Clemson	W	29-64	.453	7-23	.304	19-24	.792	9	33	42	24	10	18	6	15	46	38	N/A	84
Lipscomb		21-51	.412	5-16	.313	20-28	.714	3	28	31	22	7	22	2	10	27	40	N/A	67
Clemson	L	27-63	.429	6-15	.400	8-12	.667	9	27	36	16	14	19	2	6	33	35	N/A	68
Duke		32-67	.478	7-23	.304	16-21	.762	12	28	40	15	16	12	6	13	40	47	N/A	87
Clemson	L	19-53	.358	5-20	.250	10-17	.588	11	25	36	22	14	17	2	7	22	31	N/A	53
Syracuse		20-48	.417	6-26	.231	15-23	.652	7	28	35	16	12	15	7	5	30	31	N/A	61
Clemson	L	14-54	.259	3-19	.158	12-17	.706	8	28	36	14	5	7	2	7	21	22	N/A	43
Virginia		23-57	.404	10-23	.435	7-12	.583	10	36	46	13	11	8	2	4	27	36	N/A	63
Clemson	W	27-53	.509	7-16	.438	11-14	.786	7	23	30	18	13	10	2	5	35	37	N/A	72
Georgia Tech		21-44	.477	4-11	.364	14-21	.667	5	20	25	17	7	13	7	6	30	30	N/A	60
Clemson	L	26-58	.448	5-17	.294	11-14	.786	7	26	33	17	13	11	1	1	41	27	N/A	68
Florida State		25-55	.455	10-22	.455	17-21	.810	6	25	31	15	14	8	1	1	35	42	N/A	77
Clemson	L	25-51	.490	0-7	.000	17-26	.654	10	23	33	16	5	15	4	8	24	43	N/A	67
NC State		24-54	.444	9-24	.375	12-13	.923	7	19	26	21	11	15	0	3	30	39	N/A	69
Clemson	W	26-47	.553	14-27	.519	16-21	.762	6	24	30	19	17	14	7	4	51	31	N/A	82
Pittsburgh		24-53	.453	8-22	.364	13-21	.619	10	17	27	21	2	12	1	7	23	46	N/A	69
Clemson	W	25-53	.472	6-18	.333	8-11	.727	7	27	34	12	13	11	10	8	30	34	N/A	64
Wake Forest		14-59	.237	3-22	.136	6-8	.750	18	23	41	14	8	16	3	4	18	19	N/A	37
Clemson	W	27-55	.491	6-17	.353	5-10	.500	11	28	39	15	17	12	7	7	33	32	N/A	65
Georgia Tech		13-43	.302	4-12	.333	12-16	.750	6	18	24	11	8	16	8	6	24	18	N/A	42
Clemson	W	19-46	.413	11-28	.393	10-13	.769	6	25	31	18	13	12	12	6	33	26	N/A	59
Virginia Tech		15-53	.283	5-19	.263	16-17	.941	14	23	37	17	8	11	1	9	29	22	N/A	51
Clemson	L	23-55	.418	3-19	.158	15-15	1.000	10	28	38	17	8	11	2	5	26	38	N/A	64
Miami		21-54	.389	10-25	.400	13-17	.765	7	22	29	16	9	7	4	3	24	41	N/A	65
Clemson	L	22-57	.386	6-13	.462	5-7	.714	10	32	42	17	8	19	2	5	23	32	N/A	55
Louisville		19-54	.352	6-19	.316	12-14	.857	3	26	29	12	8	12	3	5	19	37	N/A	56
Clemson	L	23-60	.383	8-23	.348	10-16	.625	8	24	32	18	11	11	4	5	23	41	N/A	64
Florida State		29-60	.483	7-18	.389	12-17	.706	10	33	43	21	12	12	4	4	38	39	N/A	77
Clemson	W	27-52	.519	8-17	.471	14-18	.778	7	25	32	11	15	12	3	8	33	43	N/A	76
Boston College		25-61	.410	7-25	.280	9-13	.692	13	20	33	16	8	13	1	3	29	37	N/A	66
Clemson	W	22-52	.423	10-26	.385	8-9	.889	5	29	34	23	18	14	6	6	38	24	N/A	62
Pittsburgh		12-44	.273	3-14	.214	21-28	.750	8	26	34	13	8	13	5	7	16	32	N/A	48
Clemson	L	27-57	.474	8-22	.364	17-22	.773	5	31	36	20	15	11	4	10	35	44	N/A	79
North Carolina		26-63	.413	13-33	.394	16-24	.667	11	28	39	17	19	14	3	5	39	42	N/A	81
Clemson	W	24-54	.444	3-12	.250	13-18	.722	7	27	34	15	9	9	5	4	32	32	N/A	64
Notre Dame		20-55	.364	7-25	.280	15-20	.750	10	28	38	14	12	9	2	5	32	30	N/A	62
Clemson	W	19-56	.339	5-24	.208	24-30	.800	18	27	45	14	13	15	5	11	24	43	N/A	67
Syracuse		18-48	.375	6-19	.316	13-17	.765	6	24	30	21	8	18	4	8	31	24	N/A	55
Clemson	L	22-62	.355	9-23	.391	5-8	.625	14	28	42	15	13	12	3	3	42	16	N/A	58
NC State		23-56	.411	6-21	.286	7-9	.778	7	27	34	12	10	8	3					

2018-19 GAME RECAPS

GAME 1	THE CITADEL	80
	CLEMSON	100
	NOV. 6, 2018 LITTLEJOHN COLISEUM • CLEMSON, S.C.	

CLEMSON, S.C. — It was a historic night in Littlejohn Coliseum for Clemson University men's basketball's 100-80 season-opening victory over The Citadel on Tuesday night. The win marked the 34th-straight season that Clemson has won the opener dating back to 1985-86.

With the victory, head coach Brad Brownell earned his 150th career victory as the leader of the Tigers. He is currently ranked third all-time in Clemson history.

The Tigers (1-0) also scored 100 points for the first time since Nov. 23, 2009 when Clemson topped Winthrop 102-66. It also marked the first time since 2009 that the Tigers registered six double-digit scorers.

Marcquise Reed led the way for Clemson with 20 points, 13 rebounds, four assists and four steals. The performance marked the 28th "Triple Leadership" in Clemson history (leading team in points, rebounds and assists in a single game). It also served as a "Quad Leadership" since Reed led the team with his four steals. It also marked his fourth career double-double and third double-double with double-digit rebounds.

The Tigers entire starting lineup boasted double-figures in the scoring column: Shelton Mitchell (16), Aamir Simms (16), Elijah Thomas (15) and David Skara (11). Off the bench for the Tigers, Clyde Trapp turned in a career-best game with a career-high 13 points on 4-for-8 shooting.

The Bulldogs (0-1) run a unique style of play in which they "Embrace the Pace" and that was evident on Tuesday night. The Tigers scored 49 first-half points (more than any first half in a game last season) and took a nine-point advantage into the locker room.

Reed nearly posted a double-double in the first half with 10 points and nine rebounds, while Simms was a perfect 5-for-5 from the floor with a game-high 11 points at the break.

Clemson doubled its halftime lead in just over two minutes into the second half, 58-40, with 17:56 on the clock. The Bulldogs would claw back to within nine points on two occasions, but the Tigers were able to keep them at bay and seal a 20-point victory on opening night.

GAME 2	NC CENTRAL	51
	CLEMSON	71
	NOV. 9, 2018 LITTLEJOHN COLISEUM • CLEMSON, S.C.	

CLEMSON, S.C. — Clemson University men's basketball made its first eight shots of the game and set the tone for the remainder of the contest, breezing past NC Central to move to 2-0 on the year with a 71-51 victory on Friday night.

The Tigers (2-0) allowed just 20 points in the opening half, the second-fewest allowed by a Clemson team in its last 61 games. The lowest was 19 points allowed to Auburn in the second round of the 2018 NCAA Tournament.

David Skara paced the Tigers with a game-high 16 points on 5-for-7 shooting, including 3-for-4 from outside. Aamir Simms finished right behind with 14 points on 5-for-8 shooting and hit 3-of-4 from long range as well. The three 3-pointers from Simms was a career-high for a single game.


Clemson started 8-for-8 from the field and opened a 20-9 lead nearly seven minutes into the contest. The Tigers pushed its lead to 20 right before the half on a Marcquise Reed 3-pointer.

The Tiger defense remained tight for a full 40 minutes, limiting the Eagles (0-1) to just 32.7 percent shooting from the field, including a dismal 22.2 percent from long range (4-for-18). The Eagles also turned the ball over 20 times in the contest, leading to 25 Clemson points.

Javan White played 12 minutes off the bench and provided an efficient outing for Brad Brownell's squad. White finished with seven points, six rebounds and two blocks while finishing a perfect 3-for-3 from the field.

13 of the Tigers' 18 bench points came from White and Hunter Tyson. In 14 minutes, Tyson connected on his first two 3-pointers of the season and pulled down three rebounds in the process.

Shelton Mitchell finished as the third Tiger in double-figures with 11 points, while also dishing out four assists and corraling two steals.




GAME STATS

Official Basketball Box Score - Game Totals - Final Statistics

The Citadel vs Clemson

11/06/18 7 PM at Clemson, S.C. (Littlejohn Coliseum)



The Citadel 80 • 0-1

Player	FG	3-PT	FT	Rebounds	PF	TP	A	T	Bk	Stl	Min	
23 Kaelon Harris	4-4	2-2	1-2	1	2	3	5	11	0	3	0	15
35 Zane Najdawi	3-8	0-1	5-6	1	1	2	4	11	0	2	0	21
03 Matt Frierson	4-11	4-10	0-0	0	1	1	12	0	1	0	1	33
12 Connor Kern	2-5	0-2	5-5	0	4	1	9	0	1	0	1	28
13 Lew Stallworth	4-12	2-3	5-9	0	6	6	1	15	3	5	0	33
02 Quayson Williams	1-2	0-0	0-0	0	4	2	5	3	0	0	0	16
11 Kaiden Rice	2-3	0-1	0-1	0	0	0	0	4	0	0	0	13
15 Jerry Higgins, III	0-0	0-0	2-2	0	0	0	1	2	0	1	0	1
24 Dimitri Georgiadis	0-0	0-0	0-0	0	0	0	0	0	0	0	0	5
24 Tyler Burgess	1-5	1-5	0-0	0	1	1	3	0	0	0	0	10
4-5 Alex Reed	0-0	0-0	0-0	0	0	1	1	1	0	2	16	
33 Hayden Brown	0-1	0-1	0-0	0	2	2	3	0	0	0	0	9
Team	1-2	1-2	0-0	0	0	0	0	0	0	0	0	0
Totals	26-58	10-27	18-25	1	22	25	19	80	7	14	0	7:00

FG % 1st Half: 15-33 45.5%
2nd Half: 11-25 44.0%
Game: 26-58 44.8%
3FG % 1st Half: 3-18 38.9%
2nd Half: 3-9 33.3%
Game: 10-27 37.0%
FT % 1st Half: 3-5 60.0%
2nd Half: 15-20 75.0%
Game: 18-25 72.0%
Rebounds
3

Clemson 100 • 1-0

Player	FG	3-PT	FT	Rebounds	PF	TP	A	T	Bk	Stl	Min	
24 SKARA, David	7-8	2-2	0-0	0	1	1	4	11	2	1	0	19
25 SIMMS, Aamir	7-8	2-2	0-0	0	1	1	4	16	0	2	1	24
04 THOMAS, Elijah	6-9	0-0	3-4	2	7	9	15	2	1	0	0	24
02 REED, Marcquise	7-13	2-6	4-4	0	13	2	0	4	1	4	37	
04 MITCHELL, Shelton	4-9	4-7	4-4	0	0	1	16	3	5	0	13	
06 TRAPP, Clyde	4-8	1-4	4-5	0	2	4	13	3	1	1	37	
03 DAVIS, Lyles	0-1	0-0	0-0	0	0	0	0	0	0	0	1	
05 TYSON, Hunter	0-3	0-3	4-6	0	4	4	3	0	0	0	12	
19 FOX, Parker	0-0	0-0	0-0	0	0	0	0	0	0	0	1	
15 NEWMAN III, John	2-3	1-2	0-0	2	1	3	2	5	2	1	0	18
15 WHITE, Javan	0-0	0-0	0-0	0	1	1	1	0	1	0	1	4
Team	0-0	0-0	0-0	0	2	1	0	0	0	0	0	0
Totals	34-61	11-26	21-25	6	33	39	20	100	10	12	4	8:00

FG % 1st Half: 19-34 55.9%
2nd Half: 15-27 55.6%
Game: 34-61 55.7%
3FG % 1st Half: 4-14 28.6%
2nd Half: 7-12 58.3%
Game: 11-26 42.3%
FT % 1st Half: 7-8 87.5%
2nd Half: 14-17 82.4%
Game: 21-25 84.0%
Rebounds
3

Officials: Al Deasi, Sean Hurt, Scott Arbagost
Technical Fouls: The Citadel: None, Clemson: None
Attendance: 7491
Clemson ranked No. 22 in AP Poll, No. 23 in USA Today Coaches Poll

Score by Period	1st	2nd	Total
The Citadel	40	40	80
Clemson	49	51	100

FG % 1st 2nd 3rd 4th
Clemson 44.8% 55.6% 42.3% 58.3%
The Citadel 45.5% 44.0% 37.0% 55.9%

Game Leaders - CTR by 36-38, 30, 20, 24, 22, 24, 22, 20-05, 04
Points by 18, 15, 15, 14, 13, 12, 11, 10, 9, 8, 7, 6, 5, 4, 3, 2, 1, 0
Rebounds by 11, 11, 12, 9, 6, 6, 4, 3, 3, 2, 2, 2, 2, 2, 2, 1,

2018-19 GAME RECAPS

AKRON	69
CLEMSON	72

NOV. 19, 2018
JOHN GRAY GYM • CAYMAN ISLANDS

GEORGE TOWN, Grand Cayman — No. 16 Clemson University men's basketball held off Akron in the first round of the Cayman Islands Classic on Monday morning with a 72-69 victory to advance in the winner's bracket of the tournament. Clemson will face the winner of Illinois State and Georgia at 1:30 p.m. on Tuesday.

The Tigers (4-0) got a season-high 22 points from their point guard Shelton Mitchell, including Elijah Thomas' 12th career double-double to down the Zips (3-1). Thomas tied his season high in points (15) and set a new season-high with 12 rebounds in the victory.

Aamir Simms posted his fourth double-digit scoring game of the season (four in a row). He scored in double-figures three times last season. Simms also continued his streak of hitting his first 3-point attempt to four games.

Following a jumper from the Zips' Tyler Cheese, Akron took a 23-22 lead with 5:55 left in the opening stanza. From there, the Tigers would finish the last six minutes of the half on a 8-1 run.

In the second half, Marquise Reed scored 12 of his 16 points on 4-for-6 shooting to help finish off the Zips. Thomas nearly posted a double-double in the second half with eight points and eight rebounds.

The Tigers pushed its lead to a game-high 15 points with 9:37 left in the second half following a three-point play from Mitchell.

In the last 10 minutes of regulation, the Tigers won the game seemingly three different times. Clemson built three double-digit leads during that time, but Akron wouldn't go away and eventually lead to a three-point win for the Tigers following a last-second three-point heave from the Zips.

CLEMSON	64
GEORGIA	49

NOV. 20, 2018
JOHN GRAY GYM • CAYMAN ISLANDS

GEORGE TOWN, Grand Cayman — Marcquise Reed scored 24 points and Elijah Thomas turned in his second double-double in as many games to help lead No. 16 Clemson University men's basketball past Georgia, 64-49, to advance to the Cayman Islands Classic championship game on Wednesday night.

The Tigers (5-0) will advance to the championship game tomorrow night and will face either Georgia State or Creighton at 7:30 p.m. Clemson will have a chance to clinch its first regular season tournament championship since a Charleston Classic title in 2008.

Reed led all scorers with 24 points on 9-for-19 shooting, narrowly missing a double-double with nine rebounds. He also tallied three assists and two steals in the contest. Down low, Thomas notched 12 points, 11 rebounds, one assist and two steals.

Shelton Mitchell was the third Tiger in double-figures with 13 points and grabbed three rebounds and finished with two steals.

Clemson took an eight-point lead into the locker room and it didn't take long into the second stanza for the Tigers to push its lead to double-digits on the Bulldogs (3-2). The Tigers pushed its lead to a game-high 17 points at 59-42 with 5:08 to go in regulation.

The last 11 minutes of regulation the Tigers only allowed nine points to the Bulldogs, improving head coach Brad Brownell's record to 40-2 at Clemson when his team allows less than 50 points. The Tigers have won the last 21 of those contests.

CLEMSON	82
CREIGHTON	87

NOV. 21, 2018
JOHN GRAY GYM • CAYMAN ISLANDS

GEORGE TOWN, Grand Cayman — Marcquise Reed posted his fourth 20-point game of the season with a season-high 27 points en route to eclipsing 1,000 career points in a Clemson University men's basketball uniform on Wednesday night. Clemson fell to Creighton 87-82.

The Tigers (5-1) were led by Reed's 27 points. He finished with a career-best 11 made field goals on the night. Reed scored 11-straight points during the final three minutes of regulation, including 13-of-the-final-15 points for the Tigers.

Clemson posted three more double-digit scorers with Shelton Mitchell (13), Elijah Thomas (11) and Aamir Simms (10). David Skara nearly finished with his first career double-double, tallying eight points and a career-high 11 rebounds. It marked Skara's first-ever double-digit rebounding game.

In the opening stanza, the Tigers cut an eight-point lead by the Bluejays (5-1) down to just two in a matter of minutes with a 6-0 run. Creighton promptly pushed its lead back up to eight and took a 10-point lead into halftime.

Clemson whittled the lead down to just four at 55-51 with 11:56 left to play in regulation, which is the closest the Tigers would be able to come until they came to within just three points at 83-80 with 22 seconds left.

Creighton was powered by the offensive effort of Ty-Shon Alexander who finished with 36 points on the night.

For their play during the tournament, both Reed and Mitchell earned All-Cayman Islands Classic Tournament honors.

Official Basketball Box Score – Game Totals – Final Statistics																
University of Akron vs Clemson University																
11/19/18 11:00 a.m. at George Town, Grand Cayman (John Gray Gym)																
University of Akron 69 - 3-1																
Player	Total	3-Pt	Rebounds													
	FG-FGA	FT-FTA	ORB	DEF	TOTL	Pct	Ast	TO	Bk	Sht	Mis	PF	Sh	Fouls	Min	PTS
10 RIAK, Deng	1-4	1-1	0-0	0	3	33	4	3	1	1	0	1	1	0	21	2
11 JONES, Darius	0-1	0-0	0-1	0	1	0%	0	0	0	0	0	0	3	4	4	0
4 JACKSON, Loren Crist	7-17	5-12	6-8	4	4	41	25	3	4	0	0	0	3	0	30	14
3 UTMIE, Daniel	4-12	2-9	2	6	8	33	12	3	3	0	0	0	3	0	39	8
11 HARRIS, Jamar	1-1	0-0	0-0	0	1	0%	0	1	0	1	0	1	0	1	26	2
4 CHEESE, Tyler	5-11	2-4	1-1	0	2	22	13	1	1	0	0	2	1	0	20	10
13 ROSCOE, Jeremy	1-1	0-0	0	1	1	0	0	2	0	0	0	0	0	0	5	2
11 WATSON, Kameron	1-1	0-0	0	0	0	0%	0	0	0	0	0	0	0	0	1	2
21 SAYLES, Jaden	1-1	0-0	0	0	0	0%	0	3	2	0	0	0	0	1	0	3
4 KOSTELAK, Mark	1-1	0-0	0	0	0	0%	0	2	0	0	0	0	0	0	5	2
Reserves:	0-0	0-0	0-0	0	0	0%	0	0	0	0	0	0	0	0	0	0
Totals	23-53	11-21	12-15	6	22	28	24	69	11	15	1	5	1	0	160	44
FG % 1st Half: 8-24 33.3% 2nd Half: 15-29 51.7% Games: 23-53 43.4%	Deahliah															
FT % 1st Half: 3-11 27.3% 2nd Half: 8-14 57.1% Games: 11-29 37.9%	Rush															
3P % 1st Half: 5-6 83.3% 2nd Half: 7-7 77.8% Games: 12-23 80.0%	0															
Clemson University 72 - 4-0																
Player	Total	3-Pt	Rebounds													
	FG-FGA	FT-FTA	ORB	DEF	TOTL	Pct	Ast	TO	Bk	Sht	Mis	PF	Sh	Fouls	Min	PTS
14 THOMAS, Elijah	7-13	0-0	1-5	6	6	12	3	15	0	1	0	0	1	0	30	14
24 SKARA, David	0-1	0-0	2-2	0	0	0%	0	3	0	0	0	0	1	0	22	0
10 BROWN, Connor	1-1	1-1	1-1	1	2	50	0	0	0	3	0	0	1	0	13	2
10 REED, Marquise	6-10	2-3	1	1	2	55	16	3	2	0	0	1	0	0	23	12
11 MURPHY, Shelton	6-15	1-5	1	1	2	40	23	3	3	0	0	0	0	0	35	12

[illegible]

Official Basketball Score - Game Totals - Final Statistics															
Clennon vs Creighton University															
11/21/17 7:30 pm at George Town, Grand Cayman (John Gray Gym)															
Clennon 82 • 5-1															
#	Player	fg	fg-fgA	3pt	3pt-fgA	FT	FT-FTA	Reb	Def	Off	PF	TP	A	To Blk Stl Min	
14	THOMAS, Elijah	1	0-1	0-0	0-0	0	0-0	1	0	0	1	1	5	0	17
24	SKARA, David	1	3-4	0-1	0-1	2-5	3	8	11	1	0	2	3	1	36
25	SIMMS, Asmir	1	4-9	2-5	0-0	0	0	1	6	7	4	10	2	1	23
30	WILLIAMS, Ty-Shon	1	0-1	0-0	0-0	0	0-0	0	1	3	0	27	3	7	30
4	MITCHELL, Shelton	0	5-11	0-3	0-3	0	0	0	0	0	2	13	3	0	32
23	CLAYTON, Clyde	0	0-0	0-0	0-0	0	0	0	0	0	1	1	1	0	10
10	TYSON, Hunter	1	3-3	1-3	0-0	0	0	2	2	2	0	3	1	0	21
15	NEWMAN III, John	1	0-0	0-0	0-0	0	0	1	1	2	0	0	1	0	5
30	WHITE, Javan	1	1-1	0-0	0-0	0	0	2	0	2	0	0	0	0	11
Totals								31	51	58	19	15	22	82	2400
FG % 1st Half:		15-29	51.7%	FG % 2nd Half:		16-29	55.2%	FT % 1st Half:		8-13	53.4%	Defensive Rebounds		22	
FG % 2nd Half:		1-8	12.5%	FT % 2nd Half:		8-11	72.7%	Game:		51-9	26.3%	Offensive Rebounds		3	
3pt % 1st Half:		4-7	57.1%	3pt % 2nd Half:		11-15	73.3%	Game:		15-23	68.2%				
Creighton University 82 • 5-1															
#	Player	fg	fg-fgA	3pt	3pt-fgA	FT	FT-FTA	Reb	Def	Off	PF	TP	A	To Blk Stl Min	
15	KRAMPEL, Martin	1	4-8	0-3	0-0	0	0-0	4	4	0	4	8	0	1	27
6	NINTZ, Davion	0	0-0	0-0	0-0	1-1	1-1	0	1	0	3	1	3	0	11
1	ALLEN, Ty-Shon	0	9-16	1-7	11-11	0	0	1	3	1	36	1	0	1	37
23	JEFFERSON, Damien	2	2-4	1-2	0-2	1	2	3	2	1	5	2	2	0	23
3	GALLOCH, Matt	0	0-0	0-0	0-0	0	0-0	1	1	0	4	1	0	1	10
4	CASHAW, Connor	0	0-0	0-0	0-0	0	0	0	0	0	1	0	1	0	9
11	ZEGAROWSKI, Marcus	3	6-13	1-3	2-2	1	4	5	3	9	3	5	0	1	25
14	JOSEPH, Kaleab	0	0-0	0-0	0-0	0	0	0	0	0	6	1	0	0	12
3	FROLING, Samson	2	2-2	0-0	0-0	0	0	1	1	3	4	0	1	0	7
4	EPERSON, Jacob	1	0-1	0-0	0-0	0	0	2	2	0	6	0	1	0	8
Totals								29	52	10	26	19	87	13	2600
FG % 1st Half:		17-29	58.6%	FG % 2nd Half:		12-23	52.2%	FT % 1st Half:		6-					

2018-19 GAME RECAPS

GAME 7	NEBRASKA		68
	CLEMSON		66
	NOV. 26, 2018		
	LITTLEJOHN COLISEUM • CLEMSON, S.C.		

CLEMSON, S.C. — Clemson University men's basketball lost its second consecutive contest on Monday night, 68-66, against Nebraska in the ACC/Big Ten Challenge.

The Tigers (5-2) were led offensively by Elijah Thomas who scored 16 points and finished 7-for-8 from the floor. Thomas also tallied four rebounds, two assists and one blocked shot.

Both graduate senior starting guards Marcquise Reed and Shelton Mitchell finished in double-figures with 15 and 13 points, respectively.

With the Tigers down 42-37 to the Cornhuskers (6-1) with 15:02 left in the second stanza, Reed scored eight of the Tigers' next 10 points, but Nebraska seemingly had an answer for every Clemson bucket.

Clemson trailed by a game-high eight points following a 3-pointer by Thomas Allen with 2:29 left, but the Tigers wouldn't go away. Clemson finished the game on a 10-4 run. The Tigers cut it to just two points with 57 seconds left, but couldn't get over the hump.

GAME 8	SAINT PETER'S		60
	CLEMSON		65
	DEC. 4, 2018		
	LITTLEJOHN COLISEUM • CLEMSON, S.C.		

CLEMSON, S.C. — Elijah Thomas posted his 13th career double-double in just 26 minutes of action with 17 points and 12 rebounds to help energize Clemson University men's basketball to a 65-60 win over Saint Peter's on Tuesday night.

Thomas has manufactured 12 double-doubles in a Clemson uniform and the team is 10-2 overall in those games.

The Tigers (6-2) were led offensively by Marcquise Reed's game-high 21 points in a game-high 38 minutes. Reed finished 9-for-11 at the free throw line. Shelton Mitchell also finished in double-figures with 15 points.

Clemson got off to a quick start behind Reed, who opened the game with six-straight points, but would be toe-to-toe with the Peacocks (2-6) and tied 28-28 after the opening stanza.

Both teams traded blows in the second half, but the key bucket didn't come until there was 39 seconds left in regulation. With a 59-58 lead, Clyde Trapp drove to the middle of the point and strong-armed a right-handed banked-in layup to push the Tigers' lead to three. Four free throws from Thomas and Mitchell would seal the five-point victory.

The Peacocks finished 10-for-21 from long range, while the Tigers shot just 2-for-14 – a 30-6 point advantage for Saint Peter's. However, Clemson finished 23-for-30 at the foul line and gritted out the victory.

GAME 9	CLEMSON		71
	MISSISSIPPI ST.		82
	DEC. 8 2018		
	PRUDENTIAL CENTER • NEWARK, N.J.		

NEWARK, N.J. — Sophomore forward Aamir Simms scored a career-high 23 points on 9-for-15 shooting, but Clemson University men's basketball fell to No. 22 Mississippi State by a score of 82-71 in the Never Forget Tribute Classic on Saturday evening.


The Tigers (6-3) were led by Simm's 23 points, but also paced by Elijah Thomas who finished with 18 points and a team-leading eight rebounds. Thomas finished 8-for-9 from the floor in the contest and has now made 28-of-his-last-36 shots from the field.

David Skara also scored in double-figures for the Tigers and recorded 12 points on an efficient 5-for-6 from the floor.

Clemson found itself down by as many as 19 points in the opening stanza, 38-19, with 3:59 to go in the half. Despite the Bulldogs' hot-shooting performance, the Tigers were resilient and were able to close the gap to five points on three occasions in the second half but could not get over the hump.

As a team, the Bulldogs (8-1) shot an ultra-impressive 19-for-30 from downtown, which proved to be the ultimate difference maker in the contest.

Mississippi State's Lamar Peters (28) and Quindary Weatherspoon (20) led the charge for the Bulldogs.




GAME STATS

Official Basketball Box Score - Game Totals - Final Statistics

Nebraska vs Clemson


11/26/18 7 PM at Clemson, S.C. (Littlejohn Coliseum)



Nebraska 68 • 6-1

##	Player	Total	FG	FGA	FT	FTA	Rebounds	PF	TP	A	T	Bk	Stl	Min
		FG	FGA	FT	FTA	Off	Def							
14	Isaac Copeland Jr.	6-11	0-3	4-4	3	3	6	2	16	3	4	1	1	35
15	Isiah Roby	3-6	1-3	0-0	1	2	3	4	7	1	0	0	1	22
6	James Palmer Jr.	8-14	2-5	2-3	1	8	9	2	20	0	4	1	1	36
65	Glynn Watson Jr.	4-14	2-7	2-2	0	4	4	3	12	2	0	0	0	38
12	Thomas Allen	2-4	1-1	0-0	0	1	0	5	3	1	1	0	1	31
61	Aamir Harris	0-0	0-0	0-0	0	0	1	0	0	0	0	0	0	4
26	Tanner Borchardt	1-1	0-0	1-2	2	0	2	1	3	0	0	0	1	16
15	Nana Akenten	2-5	1-3	0-0	0	2	0	0	5	1	0	0	0	13
45	Brady Heiman	0-0	0-0	0-0	0	1	1	0	0	0	1	0	0	5
Team		1	0	1	0	1	0	1	0	0	0	0	0	1
Totals		26-55	7-22	9-11	10	19	29	13	68	10	3	1	5	200

FG % 1st Half: 11-27 40.7% 2nd half: 15-28 53.6% Game: 26-55 47.3% Quarter:



GAME STATS

Official Basketball Box Score - Game Totals - Final Statistics

Saint Peter's vs Clemson

12/04/18 7 PM at Clemson, S.C. (Littlejohn Coliseum)

ACC

Saint Peter's 60 • 2-6

	Player	Total	FG	FGA	FT	FTA	Rebounds	PF	TP	A	T	Bk	Stl	Min
			FG	FGA	FT	FTA	Off	Def						
11	Nieto, KC	3-11	1-5	2-2	2	4	6	5	9	3	2	1	2	34
21	Idowu, Samuel	2-4	0-0	0-0	0	2	2	5	4	0	0	0	0	15
6	Turner, Davuwhrite	7-17	3-6	1-1	2	0	0	18	2	3	1	1	37	
24	Taylor, Quinn	1-7	0-1	1-3	3	7	10	4	3	1	0	0	1	14
25	Jones, Cameron	5-10	3-5	0-0	0	4	4	2	13	2	3	0	1	36
60	Watson, Dallas	4-5	3-4	0-0	0	1	1	11	0	2	0	0	0	20
62	Brown, Klay	0-0	0-0	0-0	0	0	0	1	0	0	0	0	0	4
12	Majak, Majur	1-2	0-0	0-0	1	1	4	2	0	1	4	0	1	19
Team		1	2	3	0	1	2	3	0	0	0	0	0	0
Totals		23-56	10-21	4-6	8	21	29	22	60	8	11	6	5	200

FG % 1st Half: 11-27 40.7% 2nd half: 12-29 41.4% Game: 23-56 41.1%
3FG % 1st Half: 6-10 60.0% 2nd half: 4-11 36.4% Game: 10-21 47.6%
FT % 1st Half: 0-2 0.0% 2nd half: 4-4 100.0 Game: 4-6 66.7%

Rebounds: 21
Assists: 11

Clemson 65 • 6-2

	Player	Total	FG	FGA	FT	FTA	Rebounds	PF	TP	A	T	Bk	Stl	Min
			FG <td>FGA <td>FT <td>FTA <td>Off <td>Def <td></td> <td></td> <td></td> <td></td> <td></td> <td></td> </td></td></td></td></td>	FGA <td>FT <td>FTA <td>Off <td>Def <td></td> <td></td> <td></td> <td></td> <td></td> <td></td> </td></td></td></td>	FT <td>FTA <td>Off <td>Def <td></td> <td></td> <td></td> <td></td> <td></td> <td></td> </td></td></td>	FTA <td>Off <td>Def <td></td> <td></td> <td></td> <td></td> <td></td> <td></td> </td></td>	Off <td>Def <td></td> <td></td> <td></td> <td></td> <td></td> <td></td> </td>	Def <td></td> <td></td> <td></td> <td></td> <td></td> <td></td>						
24	SKARA, David	1-3	0-2	2-4	1	3	4	4	0	0	0	0	1	30
25	SIMMS, Aamir	1-5	0-3	0-0	0	4	4	1	2	0	1	2	0	24
6	WHITE, Javan	0-0	0-0	0-0	1	0	1	0	2	0	0	0	0	10
60	REED, Marcquise	6-14	0-2	9-11	0	0	0	4	21	3	2	0	3	38
64	MITCHELL, Shelton	4-9	2-5	0-0	2	2	1	15	0	4	0	0	1	31
60	TRAPP, Clyde	2-2	0-0	1-6	7	2	4	3	1	0	1	0	1	21
65	TYSON, Hunter	2-2	1-1	0-0	2	1	3	0	0	0	0	0	1	14
14	THOMAS, Elijah	5-8	0-0	7-9	3	9	12	1	17	0	1	2	0	26
15	NEWMAN III, John	0-1	0-1	0-0	0	0	0	0	0	0	0	0	0	4
15	WHITE, Javan	0-1	0-0	0-0	1	1	0	0	0	0	0	0	0	2
Team		0	0	0	0	1	0	0	0	0	0	0	0	0
Totals		20-48	2-14	23-30	10	26	36	12	65	6	9	4	6	200

FG % 1st Half: 11-26 42.3% 2nd half: 9-22 40.9% Game: 20-48 41.7%
3FG % 1st Half: 1-6 16.7% 2nd half: 1-8 12.5% Game: 2-14 14.3%
FT % 1st Half: 9-7 71.4% 2nd half: 5-16 31.3% Game: 14-30 46.7%

Rebounds: 21
Assists: 11

Officials: Tony Henderson, Tim Clougherty, Clarence Armstrong

Technical fouls: Saint Peter's-None, Clemson-None.

Attendance: 6254

Score by periods	1st	2nd	3rd	Total
Saint Peter's	28	20	12	60
Clemson	30	25	10	65

Points in the Paint: 20 (Saint Peter's), 24 (Clemson)
Points Off 2nd Chance: 12 (Saint Peter's), 10 (Clemson)
Points From Turnovers: 13 (Saint Peter's), 11 (Clemson)

FG % 1st Half: 11-26 42.3% 2nd half: 9-22 40.9% Game: 20-48 41.7%
3FG % 1st Half: 1-6 16.7% 2nd half: 1-8 12.5% Game: 2-14 14.3%
FT % 1st Half: 9-7 71.4% 2nd half: 5-16 31.3% Game: 14-30 46.7%

Rebounds: 21
Assists: 11

Score tied - 10 times.

Lead changed - 13 times.

2018-19 GAME RECAPS

GAME 10	RADFORD	66
	CLEMSON	74
	DEC. 15, 2018 LITTLEJOHN COLISEUM • CLEMSON, S.C.	

CLEMSON, S.C. — Four scored in double-figures, including Shelton Mitchell's game-high 20 points as Clemson University men's basketball pushed past Radford 74-66 on Saturday afternoon. The win ties head coach Brad Brownell with Bill Foster for second all-time on the career victories list at Clemson with 156.

The Tigers (7-3) were led offensively by Mitchell's 20 points – 15 of which came in the opening stanza. David Skara tied his career-high in a Clemson uniform with 16 points, while Elijah Thomas narrowly missed a double-double with 15 points and nine rebounds. Clyde Trapp added his second double-figure scoring output of the season with 11 points. Trapp scored eight of his 11 points in the second half.

Clemson got out to a 6-0 lead to start the game – its largest lead of the opening half. The Highlanders (6-4) and Tigers traded blows in the first period, but a late 3-pointer from Mitchell put the Tigers up by one heading into the break.

With Radford leading 40-33 and 15:29 remaining, the Tigers would go on a 8-0 run to take a 41-40 advantage. The run was keyed by a Skara layup, but Shelton Mitchell hit 3-of-4 at the line following a foul on the Highlanders' Devonnte Holland which was followed up by a flagrant two foul – ejecting Holland from the contest. With possession of the ball, Aamir Simms drained a three to put the Tigers up on top with the six point possession.

Radford battled back to take the lead, but with the scored tied 56-56, the Tigers finished the last six minutes of the contest outscoring the Highlanders 18-10 to hold on for the eight-point victory.

GAME 11	CHARLESTON SO.	60
	CLEMSON	65
	DEC. 18, 2018 LITTLEJOHN COLISEUM • CLEMSON, S.C.	

CLEMSON, S.C. — Elijah Thomas posted his fourth double-double this season and 15th of his career with an ultra-impressive 25-point, 14-rebound and four-block effort that led Clemson University men's basketball to a dominating victory over Charleston Southern, 78-51, on Tuesday night.

Thomas finished the game 9-for-12 from the floor and 7-for-10 from the charity stripe. The senior big man chipped in two steals and an assist to round out his performance. Aamir Simms, who went his first six shots from the floor without missing, finished the game with 15 points, including three 3-pointers.

Shelton Mitchell posted with 14 points and a team-leading six assists to go along with three steals. Mitchell's bucket at the 4:55 mark of the opening stanza gave the graduate senior guard exactly 1,000 points scored for his career.

The Tigers (8-3) led by as many as nine points in the first half but took an eight-point lead into the locker room.

What happened immediately following halftime, however, was something the Tigers hadn't done for a while. With a halftime score of 35-27, the Tigers opened the second half on an incredible 18-0 run sparked by back-to-back 3-pointers from both Mitchell and Simms. It only took 3:29 into the second half for the Tigers to build the 26-point lead. Dating back to the first half, in total, the Tigers completed a 21-0 run during the game.

Freshman Parker Fox entered the game with a little over a minute remaining and proceeded to cash his first career points on a 3-pointer to cap the night for Clemson. The Tigers coasted to the 27-point victory.

GAME 12	CLEMSON	78
	SOUTH CAROLINA	68
	DEC. 22, 2018 COLONIAL LIFE ARENA • COLUMBIA, S.C.	


COLUMBIA, S.C. — Marquise Reed netted a game-high 20 points in his return to the court to help lead Clemson University men's basketball to its third-straight victory over in-state rival South Carolina, 78-68, on Saturday afternoon.

The Tigers (9-3) were paced offensively by Reed's 20 points. Reed also grabbed five rebounds, dished out a team-high four assists and finished with a game-high three steals in 30 minutes.

Five Tigers in total scored in double-figures on the afternoon. David Skara finished with 14 points and a game-high eight rebounds, while both Elijah Thomas and Shelton Mitchell notched 11 points each. Clyde Trapp added 10.

Clemson shot 61.5 percent from the floor in the opening half. John Newman III posted five points and a season-high six rebounds in the opening half, including an emphatic two-handed slam that helped swing momentum in the Tigers' favor. Clemson led by 11 points after the opening stanza.

The Tigers would continue to push the pace in the second half and open up its largest lead of the game at 54-38 with 16:32 to play in the game. The Gamecocks (4-7) would cut the Tiger lead to just five on four occasions, but Clemson was able to keep South Carolina at bay and finish off the 10-point victory.




GAME STATS

Official Basketball Box Score - Game Totals - Final Statistics

Radford vs Clemson

12/15/18 3 PM at Clemson, S.C. (Littlejohn Coliseum)



Radford 66 • 6-4

Player	Total			3-PT		Rebounds		PF	TP	A	T	Bk	Stl	Min
	FG	FGA	FG%	FT	FTA	Off	Def							
25 SALLAH, Mawdo	1	3	0.0	0	0	0	2	3	2	0	0	0	0	20
24 POLITE JR, Ed	6	10	3-4	1	1	2	8	10	4	16	1	3	1	32
21 JONES, Carl	6	11	1-1	5	8	0	3	1	1	18	5	2	0	34
18 TANNER, Caleb	3	4	2-3	0	0	0	0	0	1	8	0	3	0	31
11 FIELDS JR, Travis	3	6	1-1	1	2	2	0	2	2	8	3	0	0	32
00 HUTCHINSON, Devin	0	0	0-0	1	0	1	0	1	0	0	0	1	0	3
04 JEFFERS, Josiah	0	0	0-0	0	0	0	0	0	0	0	0	0	1	0
05 HICKS, Donald	2	4	2-4	0	0	0	1	2	6	1	0	0	0	18
12 CALDWELL, John	0	0	0-0	0	0	0	0	0	0	0	0	0	0	04
15 BUTTS IV, Leroy	2	5	0-2	0	0	0	1	1	4	0	0	1	0	11
15 HOLLAND, Devonnte	2	7	0-1	0	0	0	1	2	4	0	1	0	0	17
Team	25	50	9-16	7	11	6	18	24	17	66	10	4	2	7
Totals	25-50	9-16	7-11	6	18	24	17	66	10	4	2	7	20	
FG % 1st Half: 12-25 48.0%	2nd Half: 13-25 52.0%	Game: 25-50 50.0%	3PT % 1st Half: 4-13 30.8%	2nd Half: 5-10 50.0%	Game: 9-16 56.3%	FT % 1st Half: 2-3 66.7%	2nd Half: 5-8 62.5%	Game: 7-11 63.6%	Rebounds	1				

Clemson 74 • 7-3

Player	Total			3-PT		Rebounds		PF	TP	A	T	Bk	Stl	Min
	FG	FGA	FG%	FT	FTA	Off	Def							
24 SKARA, David	6	9	2-3	3	2	5	1	16	1	1	1	0	36	
25 SIMMS, Aamir	6	11	1-6	0	0	2	1	3	0	9	1	0	35	
24 THOMAS, Elijah	4	6	0-0	7	8	5	4	9	15	2	1	0	22	
00 TRAPP, Clyde	4	11	2-7	1	2	2	4	1	11	1	4	0	32	
04 MITCHELL, Shelton	7	13	2-5	4	5	0	4	2	4	2	0	0	36	
05 TYSON, Hunter	0	2	0-1	0	0	0	0	0	0	0	1	0	4	
15 NEWMAN III, John	1	3	0-1	1	2	0	5	2	3	1	3	0	24	
05 WHITE, Javan	0	0	0-0	0	0	1	2	3	1	0	0	0	1	
05 JEMISON, Trey	0	0	0-0	0	0	0	0	1	0	0	0	0	1	
Team	26	55	7-23	15	20	14	22	36	13	74	8	14	3	
Totals	26-55	7-23	15-20	14	22	36	13	74	8	14	3	20		
FG % 1st Half: 11-25 44.0%	2nd Half: 15-30 50.0%	Game: 26-55 47.3%	3PT % 1st Half: 4-13 30.8%	2nd Half: 3-10 30.0%	Game: 7-23 30.4%	FT % 1st Half: 5-6 83.3%	2nd Half: 10-14 71.4%	Game: 15-20 75.0%	Rebounds	2				

Officials: Lee Cassell, Jerry Hearty, A.C. Deal

Technical Fouls: Radford, Holland, Devonntae, Clemmons-Neane.

Penalties: 7/25

Score by quarter: Radford fouled at Radford 15 at the 14:41 mark; 2nd half; Radford fouled at

2018-19 GAME RECAPS

GAME 16	VIRGINIA		63
	CLEMSON		43
	JAN. 12, 2019 LITTLEJOHN COLISEUM • CLEMSON, S.C.		

CLEMSON, S.C. — Clemson University men's basketball dropped its Atlantic Coast Conference home opener to Virginia, 63-43.

The Tigers (10-6, 0-3 ACC) struggled out of the gate to score, but their defense was able to keep them in the contest early on. With the Cavaliers (15-0, 3-0 ACC) leading 21-9 with just 5:16 left in the opening stanza, the Tigers were able to put together 12-6 run to end the half and trail by six at the break.

Clemson started fast with a 6-0 run to cut the deficit to just two points at 29-27 and 17:25 left. However, the Cavs engineered a 21-5 run to open things up in the second period en route to the victory.

Marcquise Reed led the Tigers with 14 points and finished with eight rebounds in the contest. Reed also finished 8-for-11 at the foul line with one assist and two steals. Clemson's leading rebounder, Elijah Thomas, led with 12 boards and posted eight points.

David Skara finished with nine points and five rebounds.

GAME 17	GEORGIA TECH		60
	CLEMSON		72
	JAN. 16, 2019 LITTLEJOHN COLISEUM • CLEMSON, S.C.		

CLEMSON, S.C. — Marcquise Reed turned in a career-high 30 points in Clemson University men's basketball's wire-to-wire victory over Georgia Tech. The win was Clemson's first of ACC play.

The Tigers (11-6, 1-3 ACC) got off to a 14-0 run in the opening five minutes of the contest and extended that to a 20-2 run with 12:42 left to play in the opening stanza. The Tigers endured a 10-0 run from the Yellow Jackets (10-7, 2-2 ACC) to close the half and take a 35-30 lead into halftime.

Reed posted his highest scoring first half of the season with 19 points in the first period.

Clemson greeted Georgia Tech with a 7-0 run to begin the second half and extended its lead to double figures yet again. The Tigers would lead by as many as 15 in the second half and the Yellow Jackets closed to within nine and eight on two occasions, but that's as close as they would get.

Aside from Reed's spectacular performance in the scoring column, the Tigers' leading scorer grabbed six rebounds and posted four steals.

Shelton Mitchell turned in a season-high nine assists and zero turnovers. It marked the highest assist total of his career without committing a turnover. Mitchell tallied eight dimes without a turnover against Syracuse on Feb. 7, 2017.

Clemson was led on the glass by Elijah Thomas who grabbed nine boards – narrowly missing a double-double – and finishing with 11 points. Aamir Simms cracked double-digits with 10 and connected on two 3-pointers in the second half.

Clemson's "Croatian Sensation", David Skara, finished 3-for-5 from the floor, but an ultra-efficient 3-for-4 from behind the arc.

GAME 18	CLEMSON		68
	FLORIDA STATE		77
	JAN. 22, 2019 TUCKER CENTER • TALLAHASSEE, FLA.		

TALLAHASSEE, Fla. — Aamir Simms turned in a game-high 18 points and Elijah Thomas finished with his fifth double-double of the season, but Clemson University men's basketball couldn't sustain a good first half and fell to Florida State 77-68.

The Tigers (11-7, 1-4 ACC) were led by Simms and Thomas offensively, while Marcquise Reed joined the two big men in double-figures with a 13-point performance.

Thomas tallied his 16th double-double of his career and also added a career-best five assists and one block on the night.

Clemson finished the first half on a 6-0 run to lead 41-35 after the opening stanza. After scoring the first bucket of the second half, the Tigers held an eight-point advantage – their second largest of the night.

However, the Seminoles (14-5, 2-4 ACC) outscored the Tigers 42-25 the rest of the way to claim the victory.

GAME STATS														
Official Basketball Box Score - Game Totals - Final Statistics Virginia vs Clemson 01/12/19 12:06 PM at Clemson, S.C. (Littlejohn Coliseum)														
Virginia 63 • 10-6 (0-3 ACC)														
##	Player	Total	3-Ptr	Rebounds	PF	TP	A	T	Bk	Stl	Min.			
		FG-FGA	FG-FGA	FT-FTA	Off	Def	Total							
25	Mamadi Diakite	0-2	0-0	0-0	1	4	5	2	0	1	1	0	19	
23	Jack Salt	3-5	0-0	1-3	3	5	8	3	7	0	2	0	21	
24	Kyle Guy	5-15	0-0	0-0	0	3	3	1	13	1	1	0	35	
11	Ty Jerome	3-9	2-4	0-0	0	3	3	0	8	5	2	0	33	
12	DeAndre Hunter	4-10	2-4	2-2	0	7	7	3	12	1	1	0	31	
06	Kheii Clark	1-4	1-2	2-2	1	0	1	2	5	1	0	0	20	
05	Francesco Badocchi	0-0	0-0	0-0	0	0	0	0	0	0	0	0	3	
02	Braxton Key	3-5	1-1	0-1	2	6	8	1	7	3	1	0	25	
23	Kody Statmann	0-0	0-0	0-0	0	1	1	0	0	0	0	0	2	
24	Marc Anthony	0-2	0-1	0-0	0	0	0	0	0	0	0	0	3	
30	Jay Huff	4-5	1-2	2-4	1	6	7	1	11	0	0	1	10	
Team		23-57	10-23	7-12	10	36	46	13	63	11	8	2	4	200
Totals														
FG % 1st Half: 10-26 38.5% 2nd Half: 13-31 41.9% Game: 23-57 40.4% 3FG % 1st Half: 5-13 38.5% 2nd Half: 5-10 50.0% Game: 10-23 43.5% FT % 1st Half: 2-2 100.0 2nd Half: 5-10 50.0% Game: 7-12 58.3%														
Clemson 43 • 10-6 (0-3 ACC)														
##	Player	Total	3-Ptr	Rebounds	PF	TP	A	T	Bk	Stl	Min.			
		FG-FGA	FG-FGA	FT-FTA	Off	Def	Total							
14	THOMAS, Elijah	4-10	0-0	0-2	3	9	12	3	8	0	4	1	31	
24	SKARA, David	3-8	1-2	2-2	1	5	6	2	9	0	0	1	38	
25	SIMMS, Aamir	1-8	0-5	0-0	0	2	2	1	2	1	1	1	29	
02	REED, Marcquise	3-14	0-5	8-11	2	6	8	1	14	1	0	0	32	
04	MITCHELL, Shelton	1-6	1-4	2-2	1	2	3	1	5	1	0	0	25	
06	TRAPP, Clyde	0-3	0-1	0-0	0	0	0	2	0	1	1	0	23	
05	TYSON, Hunter	0-2	0-1	0-0	0	0	0	1	0	0	0	0	4	
15	NEWMAN III, John	2-3	1-1	0-0	0	1	1	5	0	0	0	0	11	
25	WHITE, Javan	0-0	0-0	0-0	0	0	0	0	0	0	0	0	1	
05	JEMISON, Trey	0-0	0-0	0-0	0	0	0	2	0	0	0	0	6	
Team		14-54	3-19	12-17	8	28	36	14	43	5	7	2	7	200
Totals														
FG % 1st Half: 5-21 23.8% 2nd Half: 9-33 27.3% Game: 14-54 25.9% 3FG % 1st Half: 1-6 16.7% 2nd Half: 2-13 15.4% Game: 3-19 15.8% FT % 1st Half: 10-12 83.3% 2nd Half: 2-5 40.0% Game: 12-17 70.6%														
Officials: Brian Dorsey, Lee Cassell, Tony Chazca Technical fouls: Virginia-None, Clemson-None. Attendance: 9242 Virginia ranked No. 4 in AP Poll; No. 1 in USA Today														
Score by periods														
1st 2nd Total														
Points														
21 22 43														
Last FG - VA 2nd-00:56, CU 2nd-00:11. Largest lead - VA by 21 2nd-00:56, CU None. VA led for 37:12, CU led for 00:00. Game was tied for 02:28.														

GAME STATS														
Official Basketball Box Score - Game Totals - Final Statistics Georgia Tech vs Clemson 01/16/19 9:55 PM at Clemson, S.C. (Littlejohn Coliseum)														
Georgia Tech 60 • 10-7 (2-2 ACC)														
##	Player	Total	3-Ptr	Rebounds	PF	TP	A	T	Bk	Stl	Min.			
		FG-FGA	FG-FGA	FT-FTA	Off	Def	Total							
03	Cole, Evan	0-2	0-0	0-0	0	1	1	2	0	0	0	0	7	
01	Banks III, James	6-11	0-0	4-4	1	0	1	3	16	0	4	4	32	
00	Devoe, Michael	2-7	0-2	4-4	0	4	4	1	8	1	1	1	25	
01	Alvarado, Jose	3-9	2-4	2-2	0	5	5	3	10	3	2	0	35	
13	Haywood II, Curtis	2-3	2-3	2-2	0	0	0	8	2	3	0	0	30	
02	Phillips, Shenbaert	1-2	0-0	0-0	0	1	1	3	2	0	0	0	10	
05	Wright, Moses	4-7	0-2	1-4	0	4	4	2	9	1	1	0	21	
12	Moore, Khalid	2-2	0-0	1-3	0	1	1	2	5	0	0	0	18	
04	MITCHELL, Shelton	1-1	0-0	0-0	0	1	1	0	2	0	2	0	7	
35	Ogbonna, Sylvester	0-0	0-0	0-0	0	0	0	1	0	0	0	0	5	
35	Sjoklund, Kristian	0-0	0-0	0-0	0	0	0	1	0	0	0	0	5	
Team		21-44	4-11	14-21	5	20	25	17	60	7	13	7	6	200
Totals														
FG % 1st Half: 9-23 39.1% 2nd Half: 12-21 57.1% Game: 21-44 47.7% 3FG % 1st Half: 4-7 57.1% 2nd Half: 0-4 0.0% Game: 4-11 36.4% FT % 1st Half: 8-9 88.9% 2nd Half: 6-12 50.0% Game: 14-21 66.7%														
Clemson 72 • 11-6 (1-3 ACC)														
##	Player	Total	3-Ptr	Rebounds	PF	TP	A	T	Bk	Stl	Min.			
		FG-FGA	FG-FGA	FT-FTA	Off	Def	Total							
24	SKARA, David	3-5	3-4	0-0	0	1	1	2	9	2	2	1	40	
25	SIMMS, Aamir	4-10	2-6	0-0	0	2	2	1	10	0	0	0	25	
14	THOMAS, Elijah	5-11	0-0	1-2	4	5	9	3	11	0	1	0	20	
02	REED, Marcquise	10-13	2-3	8-8	1	5	6	3	10	1	1	0	40	
04	MITCHELL, Shelton	3-4	1-2	0-0	0	2	2	1	2	8	0	0	38	
00	TRAPP, Clyde	1-2	0-0	2-4	0	3	3	4	1	2	0	1	12	
15	NEWMAN III, John	0-2	0-1	0-0	0	0	0	0	0	1	0	0	10	
35	WHITE, Javan	3-5	0-0	0-0	2	4	6	1	0	0	0	0	10	
05	JEMISON, Trey	0-0	0-0	0-0	0	1	1	2	0	0	0	0	5	
Team		27-53	7-16	11-14	7	23	30	18	72	13	10	2	5	200
Totals														
FG % 1st Half: 14-29 48.3% 2nd Half: 13-24 54.2% Game: 27-53 50.9% 3FG % 1st Half: 3-8 37.5% 2nd Half: 4-8 50.0% Game: 7-16 43.8% FT % 1st Half: 4-4 100.0 2nd Half: 7-10 70.0% Game: 11-14 78.6%														
Officials: Mike Eades, Jeffrey Anderson, James Breeding Technical fouls: Georgia Tech-None, Clemson-None. Attendance: 6693														
Score by periods														
1st 2nd Total														
Points														
30 30 60														
Last FG - GT 2nd-01:20, CU 2nd-00:52. Largest lead - GT None, CU by 19 1st-09:03. CU led for 00:00, CU led for 39:45. Game was tied for 00:17.														

GAME STATS	
------------	--

2018-19 GAME RECAPS

GAME 25

CLEMSON 55
LOUISVILLE 56

FEB. 16, 2019
KFC YUM! CENTER • LOUISVILLE, KY.

LOUISVILLE — Down by seven points with 17 seconds left in the game, Clemson University men's basketball got consecutive threes from Marquise Reed to cut the deficit to just one. Reed stole the subsequent inbound pass but had the game-winning shot attempt blocked and Clemson fell to No. 16/20 Louisville by one, 56-55.

The Tigers (15-10, 5-7 ACC) held a four-point advantage heading into halftime with a 23-19 lead over the Cardinals (18-8, 9-4 ACC) after the opening stanza. It marked the fourth time in the last 10 halves that the Tigers have held its opponent to less than 20 points in a half.

Clemson took a game-high seven-point lead toward the beginning of the second half following a David Skara bucket in the paint.

With a 39-37 lead, Louisville went on an 8-0 run to push out in front. The Tigers cut it to just one at 48-47, but weren't able to completely get over the hump and in the end, despite the ferocious comeback bid, fell by one to the Cardinals.

GAME 26

FLORIDA STATE 77
CLEMSON 64

FEB. 19, 2019
LITTLEJOHN COLISEUM • CLEMSON, S.C.

CLEMSON, S.C. — Clemson University men's basketball withstood a 17-2 run by Florida State in the closing moments of the first half and opening of the second period but could not fight back closer than seven points in its ultimate 13-point defeat.

The Tigers (15-11, 5-8 ACC) clawed back from an 18-point second half deficit and found themselves within just seven points of the Seminoles (21-5, 9-4 ACC) with 8:09 to play, but couldn't push over the hump.

Marcquise Reed led Clemson with 20 points, while Elijah Thomas (13), Shelton Mitchell (12) and David Skara (10) all contributed double-figures in the scoring column.

Mitchell finished with a game-high six assists and eclipsed the 300-career assist mark in his time at Clemson, while also tying his career-high with four steals. Thomas led the way with three blocks.

GAME 27

BOSTON COLLEGE 66
CLEMSON 76

FEB. 23, 2019
LITTLEJOHN COLISEUM • CLEMSON, S.C.

CLEMSON, S.C. — Marcquise Reed turned in a career-best 31 points on a career-high-tying 11 made field goals, including nine of Clemson University men's basketball's last 16 points in a 76-66 victory over Boston College.

The Tigers (16-11, 6-8 ACC) were led by Reed's 31 points — 17 coming in the first half. Reed also tied his career best with five steals on the afternoon, while tallying nine rebounds and a team-leading four assists.

Elijah Thomas created problems in the post for the Eagles (13-13, 4-10 ACC), finishing with 14 points, 10 rebounds, one block and one steal. Thomas' performance marked his seventh double-double of the season and the 18th of his career.

Shelton Mitchell (13 points) and Aamir Simms (10 points) represented the other Tigers' that reached double-figure scoring.

Clemson took a four-point lead into the break after the opening stanza of play, 33-29. The Eagles came out in the second half and immediately took off on a 10-0 run, but the Tigers clawed their way back.

Using a 13-5 run, the Tigers would re-take the lead 46-44 with 13:33 to play. Clemson built an eight-point advantage at 60-52, but Boston College erased that lead in just three minutes of game action.

Tied at 60-60, the Tigers finished the game on a 16-6 run and got nine of those points from its leading scorer.

Clemson scored 20 points off of 13 Eagle turnovers, while committing just 12 themselves and assisting on 15-of-its-27 made baskets.

GAME STATS

Official Basketball Box Score - Game Totals - Final Statistics																
Clemson vs Louisville																
02/16/19 12:00 pm at Louisville, Ky. (KFC YUM! Center)																
Clemson 55 • 15-10 (5-7 ACC)																
#	Player	FG	FGA	FT	FTA	Rebounds	PF	TP	A	T	Bk	Stl	Min	pts		
		FG	FGA	FT	FTA	Def	Off									
14	THOMAS, Elijah	6	12	0	0	3	5	2	5	1	1	1	21	12		
24	SKARA, David	2	2	0	0	1	1	2	5	4	0	1	23	4		
25	SIMMS, Aamir	1	5	0	2	0	3	6	9	1	2	1	40	2		
02	REED, Marquise	9	18	3	5	12	2	13	2	2	0	2	39	24		
04	MITCHELL, Shelton	4	13	2	2	0	2	2	12	1	0	1	35	10		
06	TRAPP, Clyde	3	3	1	1	0	0	4	4	0	7	2	30	8		
05	TYSON, Hunter	0	0	0	0	0	0	0	0	1	0	0	04	0		
15	NEWMAN III, John	1	2	0	0	1	1	2	1	2	0	0	10	2		
35	WHITE, Javan	0	0	0	0	0	0	1	0	0	0	0	13	0		
36	JENKINS, Trey	0	0	0	0	1	1	3	0	0	1	1	12	0		
Team		22	57	6	13	10	32	42	17	55	8	19	2	200		
Totals		22	57	6	13	10	32	42	17	55	8	19	2	200		
FG % 1st Half: 10-27 37.0% 2nd Half: 12-30 40.0% Game: 22-57 38.6%																
3FG % 1st Half: 3-9 33.3% 2nd Half: 6-13 46.2% Game: 9-22 40.9%																
FT % 1st Half: 0-0 0.0% 2nd Half: 5-7 71.4% Game: 5-7 71.4%																
Rebounds: 2 Deadball: 1																
Louisville 56 • 18-8 (9-4 ACC)																
#	Player	FG	FGA	FT	FTA	Rebounds	PF	TP	A	T	Bk	Stl	Min	pts		
		FG	FGA	FT	FTA	Def	Off									
05	Malik Williams	1	4	0	1	2	0	7	7	2	4	0	1	18	2	
24	Dwayne Sutton	2	9	0	2	0	2	2	1	4	0	1	0	34	4	
33	Jordan Nwora	4	13	0	5	3	3	3	4	11	0	6	2	31	8	
04	Christen Cunningham	6	11	2	3	4	5	2	2	1	18	5	2	38	14	
04	Khwan Fore	1	3	0	1	0	1	1	0	2	0	0	0	18	2	
02	Darius Perry	3	4	2	3	0	0	2	2	1	8	0	1	16	8	
13	VJ King	0	0	0	0	1	1	0	0	0	0	0	0	2	0	
35	Steven Enoch	1	7	1	2	3	4	1	7	8	6	0	0	22	2	
36	Ryan McPherson	1	3	1	2	0	0	1	1	0	3	2	0	21	2	
Team		19	54	6	19	12	14	3	26	29	12	56	8	12	3	200
Totals		19	54	6	19	12	14	3	26	29	12	56	8	12	3	200
FG % 1st Half: 8-27 29.6% 2nd Half: 11-27 40.7% Game: 19-54 35.2%																
3FG % 1st Half: 1-9 11.1% 2nd Half: 5-10 50.0% Game: 6-19 31.6%																
FT % 1st Half: 2-2 100.0% 2nd Half: 10-12 83.3% Game: 12-14 85.7%																
Rebounds: 2 Deadball: 2																
Officials: Tony Henderson, Tony Chiazza, Ted Valentine																
Technical fouls: Clemson-None, Louisville-None.																
Attendance: 10,643																
2018-19 Men's Basketball, Round 0: Clemson vs Louisville, Played at:																
Score by periods																
	1st	2nd	Total	pts	In	Out	2nd	Fast	Bench	CU	CU	CU	CU	CU		
Clemson	23	32	55	pts	20	5	7	4	9	10	35	56	pts	17		
Louisville	19	37	56	pts	16	8	2	7	17	16	32	56	pts	17		
Last FG: CU 2nd-00:03, LU 2nd-00:41																
Largest lead: CU by 7 2nd-17:05, LU by 8 2nd-00:35																
CU led for 20:29, LU led for 11:55, Game was tied for 07:30.																
Score tied - 7 times.																
Lead changed - 13 times.																

GAME STATS

Official Basketball Box Score - Game Totals - Final Statistics																	
Florida State vs Clemson																	
02/19/19 9:05 PM at Clemson, S.C. (Littlejohn Coliseum)																	
Florida State 77 • 21-5 (9-4 ACC)																	
#	Player	FG	FGA	FT	FTA	Rebounds	PF	TP	A	T	Bk	Stl	Min	pts			
00	Coker, Phil	2	6	1	4	0	4	3	5	1	2	0	30	6			
21	Kouroumadje, Christ	4	6	0	0	2	2	5	7	2	10	0	14	8			
03	Forrest, Trent	0	5	0	0	8	8	1	14	3	2	0	1	27	0		
14	Mann, Terance	3	10	1	4	2	3	5	2	9	4	1	0	35	7		
23	Walker, MJ	2	5	1	2	4	6	0	1	1	4	9	2	20	6		
05	Gray, RajQuan	1	2	0	0	1	1	2	3	2	1	0	0	9	2		
05	Savoy, PJ	2	5	2	5	0	0	0	1	6	0	1	0	11	6		
11	Nichols, David	1	5	1	2	0	0	2	2	3	0	0	0	13	2		
24	Vassel, Devin	0	0	0	0	0	0	1	0	0	0	0	0	6	0		
26	Kabengele, Ifeoluwa	9	13	1	1	3	8	11	2	19	0	2	2	26	18		
Team		29	60	7	18	12	17	10	33	43	21	77	12	12	4	200	
Totals		29	60	7	18	12	17	10	33	43	21	77	12	12	4	200	
FG % 1st Half: 16-33 48.5%		2nd Half: 13-27 48.1%		Game: 29-60 48.3%		3FG % 1st Half: 3-8 37.5%		2nd Half: 4-10 40.0%		Game: 7-18 38.9%		FT % 1st Half: 3-4 75.0%		2nd Half: 9-13 69.2%		Game: 12-17 70.6%	
Rebounds		2		Deadball		Rebounds		2		Deadball		Rebounds		2		Deadball	
Clemson 64 • 15-11 (5-8 ACC)																	
#	Player	FG	FGA	FT	FTA	Rebounds	PF	TP	A	T	Bk	Stl	Min	pts			
14	THOMAS, Elijah	6	14	0	0	1	3	3	6	5	13	0	4	3	34	12	
24	SKARA, David	4	15	1	1	1	2	1	3	2	10	0	0	0	37	9	
25	SIMMS, Aamir	1	2	5	1	4	2	2	1	4	7	2	1	0	23	3	
02	REED, Marquise	7	16	3	5	0	4	4	2	20	1	2	0	1	38	17	
04	MITCHELL, Shelton	4	11	3	8	1	0	4	4	12	6	1	0	4	31	10	
06	TRAPP, Clyde	0	8	0	3	2	4	1	0	1	0	3	0	0	12	0	
15	NEWMAN III, John	0	0	0	0	0	0	1	1	0	0	0	0	3	0	0	
35	JENKINS, Trey	0	0	0	0	0	1	1	1	0	0	0	0	2	0	0	
Team		23	60	8	23	10	15	8	24	32	18	64	11	11	5	200	
Totals		23	60	8	23	10	15	8	24	32	18	64	11	11	5	200	
FG % 1st Half: 9-30 30.0%		2nd Half: 14-30 46.7%		Game: 23-60 38.3%		3FG % 1st Half: 3-12 25.0%		2nd Half: 5-11 45.5%		Game: 8-23 34.8%		FT % 1st Half: 3-12 25.0%		2nd Half: 5-11 45.5%		Game: 8-23 34.8%	
Rebounds		2		Deadball		Rebounds		2		Deadball		Rebounds		2		Deadball	
Officials: Jeffery Anderson, John Gaffney, Kipp Kissinger																	
Technical fouls: Florida State-None. Clemson-None.																	
Attendance: 7549																	
Score by halves																	
	1st	2nd	Total														
Florida State	38	39	77														
Clemson	25	39	64														
Lead FG: FS 19:29 20:57 2nd 00:17																	
Largest Lead: FS by 18 2nd 07:14, CU by 4 1st 18:10																	
Time left for FS: 01 CU left for 04:19. Game was tied for 00:50.																	
Total Score: 135																	
Lead Changed: 1 time.																	

2018-19 GAME RECAPS

GAME 28

CLEMSON 62
PITTSBURGH 48

FEB. 27, 2019
PETERSEN EVENTS CENTER • PITTSBURGH

PITTSBURGH — Clemson University men's basketball held Pittsburgh to just 16 first half points and 27.3 percent shooting en route to its convincing 62-48 victory. This marked the fourth time this season that Clemson has held its opponent to less than 50 total points – tied for the most in a season since the 2015-16 campaign.

The Tigers (17-11, 7-8 ACC) got out to a lightning fast start from the floor – starting 7-for-10 from long range. Clemson held Pittsburgh to season-low 16 points in the first half. The 16 points was also the fewest allowed by the Tigers this season.

Three Tigers posted double-figure scoring with Marquise Reed (game-high 14), Elijah Thomas (12) and Shelton Mitchell (10).

One of the biggest contributors of the contest was freshman Hunter Tyson who poured in a season-high nine points on a season-best four 3-point field goals. Tyson also grabbed four rebounds.

Thomas filled up the stat sheet against the Panthers (12-16, 2-13 ACC). Aside from the 12 points, Thomas also grabbed a team-best eight rebounds, dished a career-high-tying five assists, blocked three shots and made a career-high-tying three steals.

In the second half, the Tigers pushed its lead to a game-high 26 points at 44-18, but Pittsburgh would slowly close to within just 10 but the Tiger defense wouldn't let them any closer and held on for the 14-point victory.

GAME 29

NORTH CAROLINA 81
CLEMSON 79

MARCH 2, 2019
LITTLEJOHN COLISEUM • CLEMSON, S.C.

CLEMSON, S.C. — Clemson University men's basketball fought and clawed until the last play but could not get back over the hump against No. 5/ North Carolina in a narrow 81-79 decision on Saturday evening.

The Tigers (17-12, 7-9 ACC) were led offensively by Marquise Reed who turned in his 25th 20-point game of his career. Reed scored 24 points and also tied his career-high with five steals in the contest.

Elijah Thomas posted his eighth double-double of the season and the 19th of his career with 14 points and 11 rebounds. Clyde Trapp (15 points) and Shelton Mitchell (11 points) also finished in double-figures for the Tigers.

Off the bench for the Tigers, Javan White provided 10 solid minutes for Clemson. White scored four points and grabbed four rebounds – three on the offensive glass.

Toward the end of the first half, the Tigers held a 31-28 lead over the Tar Heels (24-5, 14-2 ACC), but North Carolina finished the half on an 11-4 run and took a 39-35 lead into the locker room.

Clemson got down by as many as nine points in the second half (37-46) with 18:43 left in the game, but the Tigers were able to grind their way back into the lead. With the score tied at 48, the Tigers built a 54-48 lead but they couldn't ultimately sustain it.

Down seven points again, this time with 1:04 left on the clock, the Tigers pulled to within one on two occasions but couldn't overcome.

GAME 30

CLEMSON 64
NOTRE DAME 62

MARCH 6, 2019
PURCELL PAVILION AT THE JOYCE CENTER • NOTRE DAME, IND.

NOTRE DAME, Ind. — Clemson University men's basketball gritted out a two-point victory on the road at Notre Dame with a 64-62 triumph.

The Tigers (18-12, 8-9 ACC) were led by Marquise Reed who finished with a game-high 22 points on 8-for-13 shooting from the field. Reed also finished a perfect 6-for-6 from the foul line.

Elijah Thomas narrowly missed a double-double, finishing with 14 points and eight rebounds. Thomas also swatted a game-high four shots. Shelton Mitchell was the third Tiger in double-figures – finishing with 11 points.

The Tigers trailed Notre Dame (13-17, 3-14 ACC) by four, 58-54, with just under four minutes to play in regulation. A quick 4-0 run by Clemson knotted the score at 58-58, which was followed by a Reed jumper to give the Tigers a 60-59 lead with 55 seconds remaining. Reed then came up with his second steal of the contest, which led to a pair of made free throws by Reed to give Clemson a three-point advantage, 62-59.

The Tigers were able to fend off the Irish after a missed free throw by Nate Laszewski on his second attempt with three seconds on the clock. Clyde Trapp added one free throw at the other end to help seal a 64-62 victory.

GAME STATS

Official Basketball Box Score - Game Total - Final Statistics
Clemson vs Pittsburgh
02/27/19 7 pm at Petersen Events Center (Pittsburgh, Pa.)



Clemson 62 • 17-11, 7-8 ACC													
#	Player	Total		3-PT		Rebounds		Off Def Tot		PF	TP	A TO Blk Stl Min	
		FG-FGA	FG-FGA	FT-FTA	FT-FTA	Off	Def	Off	Def				
14	THOMAS, Elijah	6-8	0-0	0-1	2-6	8	4	12	5	2	3	33	
24	SKARAS, David	1-8	1-4	2-2	2-3	5	1	6	3	1	1	34	
28	SIMMS, Aamir	1-2	1-2	0-0	0-3	3	4	3	1	0	0	15	
02	REED, Marquise	4-13	2-6	4-4	0-7	7	14	3	4	0	1	40	
04	MITCHELL, Shelton	3-9	2-6	2-2	0-2	2	10	4	3	0	1	33	
06	TRAPP, Clyde	0-1	0-1	0-0	0-3	3	4	0	1	1	0	15	
08	TYSON, Hunter	3-6	3-5	0-0	0-4	4	1	9	0	0	0	16	
15	NEWMAN III, John	1-3	1-2	0-0	0-0	3	3	1	1	1	0	8	
16	WHITE, Javan	1-2	0-0	0-0	0-0	2	2	0	1	1	0	6	
Team		22-52		10-26		8-9		59-34		23		62-18	
Totals		22-52		10-26		8-9		59-34		23		62-18	
FG % 1st Half: 12-27 44.4%		2nd Half: 7-25 28.0%		Games: 22-52 44.4%		Rebounds		28-32 46.9%		3RD % 1st Half: 0-4 0.0%		2nd Half: 2-12 16.7%	
3RD % 1st Half: 0-4 0.0%		2nd Half: 2-12 16.7%		Games: 18-26 38.5%		FT % 1st Half: 0-0 0.0%		2nd Half: 8-9 88.9%		Games: 8-9 88.9%		Pittsburgh 48 • 12-16, 2-13 ACC	
FT % 1st Half: 0-0 0.0%		2nd Half: 16-17 94.1%		Games: 21-28 75.0%		Rebounds		28-32 46.9%		3RD % 1st Half: 1-6 16.7%		2nd Half: 2-8 25.0%	
3RD % 1st Half: 1-6 16.7%		2nd Half: 2-8 25.0%		Games: 21-42 51.9%		FT % 1st Half: 0-0 0.0%		2nd Half: 16-17 94.1%		Games: 21-28 75.0%		Pittsburgh 48 • 12-16, 2-13 ACC	
FT % 1st Half: 0-0 0.0%		2nd Half: 16-17 94.1%		Games: 21-28 75.0%		Rebounds		28-32 46.9%		3RD % 1st Half: 1-6 16.7%		2nd Half: 2-8 25.0%	
3RD % 1st Half: 1-6 16.7%		2nd Half: 2-8 25.0%		Games: 21-42 51.9%		FT % 1st Half: 0-0 0.0%		2nd Half: 16-17 94.1%		Games: 21-28 75.0%		Pittsburgh 48 • 12-16, 2-13 ACC	
FT % 1st Half: 0-0 0.0%		2nd Half: 16-17 94.1%		Games: 21-28 75.0%		Rebounds		28-32 46.9%		3RD % 1st Half: 1-6 16.7%		2nd Half: 2-8 25.0%	
3RD % 1st Half: 1-6 16.7%		2nd Half: 2-8 25.0%		Games: 21-42 51.9%		FT % 1st Half: 0-0 0.0%		2nd Half: 16-17 94.1%		Games: 21-28 75.0%		Pittsburgh 48 • 12-16, 2-13 ACC	
FT % 1st Half: 0-0 0.0%		2nd Half: 16-17 94.1%		Games: 21-28 75.0%		Rebounds		28-32 46.9%		3RD % 1st Half: 1-6 16.7%		2nd Half: 2-8 25.0%	
3RD % 1st Half: 1-6 16.7%		2nd Half: 2-8 25.0%		Games: 21-42 51.9%		FT % 1st Half: 0-0 0.0%		2nd Half: 16-17 94.1%		Games: 21-28 75.0%		Pittsburgh 48 • 12-16, 2-13 ACC	
FT % 1st Half: 0-0 0.0%		2nd Half: 16-17 94.1%		Games: 21-28 75.0%		Rebounds		28-32 46.9%		3RD % 1st Half: 1-6 16.7%		2nd Half: 2-8 25.0%	
3RD % 1st Half: 1-6 16.7%		2nd Half: 2-8 25.0%		Games: 21-42 51.9%		FT % 1st Half: 0-0 0.0%		2nd Half: 16-17 94.1%		Games: 21-28 75.0%		Pittsburgh 48 • 12-16, 2-13 ACC	
FT % 1st Half: 0-0 0.0%		2nd Half: 16-17 94.1%		Games: 21-28 75.0%		Rebounds		28-32 46.9%		3RD % 1st Half: 1-6 16.7%		2nd Half: 2-8 25.0%	
3RD % 1st Half: 1-6 16.7%		2nd Half: 2-8 25.0%		Games: 21-42 51.9%		FT % 1st Half: 0-0 0.0%		2nd Half: 16-17 94.1%		Games: 21-28 75.0%		Pittsburgh 48 • 12-16, 2-13 ACC	
FT % 1st Half: 0-0 0.0%		2nd Half: 16-17 94.1%		Games: 21-28 75.0%		Rebounds		28-32 46.9%		3RD % 1st Half: 1-6 16.7%		2nd Half: 2-8 25.0%	
3RD % 1st Half: 1-6 16.7%		2nd Half: 2-8 25.0%		Games: 21-42 51.9%		FT % 1st Half: 0-0 0.0%		2nd Half: 16-17 94.1%		Games: 21-28 75.0%		Pittsburgh 48 • 12-16, 2-13 ACC	
FT % 1st Half: 0-0 0.0%		2nd Half: 16-17 94.1%		Games: 21-28 75.0%		Rebounds		28-32 46.9%		3RD % 1st Half: 1-6 16.7%		2nd Half: 2-8 25.0%	
3RD % 1st Half: 1-6 16.7%		2nd Half: 2-8 25.0%		Games: 21-42 51.9%		FT % 1st Half: 0-0 0.0%		2nd Half: 16-17 94.1%		Games: 21-28 75.0%		Pittsburgh 48 • 12-16, 2-13 ACC	
FT % 1st Half: 0-0 0.0%		2nd Half: 16-17 94.1%		Games: 21-28 75.0%		Rebounds		28-32 46.9%		3RD % 1st Half: 1-6 16.7%		2nd Half: 2-8 25.0%	
3RD % 1st Half: 1-6 16.7%		2nd Half: 2-8 25.0%		Games: 21-42 51.9%		FT % 1st Half: 0-0 0.0%		2nd Half: 16-17 94.1%		Games: 21-28 75.0%		Pittsburgh 48 • 12-16, 2-13 ACC	
FT % 1st Half: 0-0 0.0%		2nd Half: 16-17 94.1%		Games: 21-28 75.0%		Rebounds		28-32 46.9%		3RD % 1st Half: 1-6 16.7%		2nd Half: 2-8 25.0%	
3RD % 1st Half: 1-6 16.7%		2nd Half: 2-8 25.0%		Games: 21-42 51.9%		FT % 1st Half: 0-0 0.0%		2nd Half: 16-17 94.1%		Games: 21-28 75.0%		Pittsburgh 48 • 12-16, 2-13 ACC	
FT % 1st Half: 0-0 0.0%		2nd Half: 16-17 94.1%		Games: 21-28 75.0%		Rebounds		28-32 46.9%		3RD % 1st Half: 1-6 16.7%		2nd Half: 2-8 25.0%	
3RD % 1st Half: 1-6 16.7%		2nd Half: 2-8 25.0%		Games: 21-42 51.9%		FT % 1st Half: 0-0 0.0%		2nd Half: 16-17 94.1%		Games: 21-28 75.0%		Pittsburgh 48 • 12-16, 2-13 ACC	
FT % 1st Half: 0-0 0.0%		2nd Half: 16-17 94.1%		Games: 21-28 75.0%		Rebounds		28-32 46.9%		3RD % 1st Half: 1-6 16.7%		2nd Half: 2-8 25.0%	
3RD % 1st Half: 1-6 16.7%		2nd Half: 2-8 25.0%		Games: 21-42 51.9%		FT % 1st Half: 0-0 0.0%		2nd Half: 16-17 94.1%		Games: 21-28 75.0%		Pittsburgh 48 • 12-16, 2-13 ACC	
FT % 1st Half: 0-0 0.0%		2nd Half: 16-17 94.1%		Games: 21-28 75.0%		Rebounds		28-32 46.9%		3RD % 1st Half: 1-6 16.7%		2nd Half: 2-8 25.0%	
3RD % 1st Half: 1-6 16.7%		2nd Half: 2-8 25.0%		Games: 21-42 51.9%		FT % 1st Half: 0-0 0.0%		2nd Half: 16-17 94.1%		Games: 21-28 75.0%		Pittsburgh 48 • 12-16, 2-13 ACC	
FT % 1st Half: 0-0 0.0%		2nd Half: 16-17 94.1%		Games: 21-28 75.0%		Rebounds		28-32 46.9%		3RD % 1st Half: 1-6 16.7%		2nd Half: 2-8 25.0%	
3RD % 1st Half: 1-6 16.7%		2nd Half: 2-8 25.0%		Games: 21-42 51.9%		FT % 1st Half: 0-0 0.0%		2nd Half: 16-17 94.1%		Games: 21-28 75.0%		Pittsburgh 48 • 12-16, 2-13 ACC	
FT % 1st Half: 0-0 0.0%		2nd Half: 16-17 94.1%		Games: 21-28 75.0%		Rebounds		28-32 46.9%		3RD % 1st Half: 1-6 16.7%		2nd Half: 2-8 25.0%	
3RD % 1st Half: 1-6 16.7%		2nd Half: 2-8 25.0%		Games: 21-42 51.9%		FT % 1st Half: 0-0 0.0%		2nd Half: 16-17 94.1%		Games: 21-28 75.0%		Pittsburgh 48 • 12-16, 2-13 ACC	
FT % 1st Half: 0-0 0.0%		2nd Half: 16-17 94.1%		Games: 21-28 75.0%		Rebounds		28-32 46.9%		3RD % 1st Half: 1-6 16.7%		2nd Half: 2-8 25.0%	
3RD % 1st Half: 1-6 16.7%		2nd Half: 2-8 25.0%		Games: 21-42 51.9%		FT % 1st Half: 0-0 0.0%		2nd Half: 16-17 94.1%		Games: 21-28 75.0%		Pittsburgh 48 • 12-16, 2-13 ACC	
FT % 1st Half: 0-0 0.0%		2nd Half: 16-17 94.1%		Games: 21-28 75.0%		Rebounds		28-32 46.9%		3RD % 1st Half: 1-6 16.7%		2nd Half: 2-8 25.0%	
3RD % 1st Half: 1-6 16.7%		2nd Half: 2-8 25.0%		Games: 21-42 51.9%		FT % 1st Half: 0-0 0.0%		2nd Half: 16-17 94.1%		Games: 21-28 75.0%		Pittsburgh 48 • 12-16, 2-13 ACC	
FT % 1st Half: 0-0 0.0%		2nd Half: 16-17 94.1%		Games: 21-28 75.0%		Rebounds		28-32 46.9%		3RD % 1st Half: 1-6 16.7%		2nd Half: 2-8 25.0%	
3RD % 1st Half: 1-6 16.7%		2nd Half: 2-8 25.0%		Games: 21-42 51.9%		FT % 1st Half: 0-0 0.0%		2nd Half: 16-17 94.1%		Games: 21-28 75.0%		Pittsburgh 48 • 12-16, 2-13 ACC	
FT % 1st Half: 0-0 0.0%		2nd Half: 16-17 94.1%		Games: 21-28 75.0%		Rebounds		28-32 46.9%		3RD % 1st Half: 1-6 16.7%		2nd Half: 2-8 25.0%	
3RD % 1st Half: 1-6 16.7%		2nd Half: 2-8 25.0%		Games: 21-42 51.9%		FT % 1st Half: 0-0 0.0%		2nd Half: 16-17 94.1%		Games: 21-28 75.0%		Pittsburgh 48 • 12-16, 2-13 ACC	
FT % 1st Half: 0-0 0.0%		2nd Half: 16-17 94.1%		Games: 21-28 75.0%		Rebounds		28-32 46.9%		3RD % 1st Half: 1-6 16.7%		2nd Half: 2-8 25.0%	
3RD % 1st Half: 1-6 16.7%		2nd Half: 2-8 25.0%		Games: 21-42 51.9%		FT % 1st Half: 0-0 0.0%		2nd Half: 16-17 94.1%		Games: 21-28 75.0%		Pittsburgh 48 • 12-16, 2-13 ACC	
FT % 1st Half: 0-0 0.0%		2nd Half: 16-17 94.1%		Games: 21-28 75.0%		Rebounds		28-32 46.9%		3RD % 1st Half: 1-6 16.7%		2nd Half: 2-8 25.0%	
3RD % 1st Half: 1-6 16.7%		2nd Half: 2-8 25.0%		Games: 21-42 51.9%		FT % 1st Half: 0-0 0.0%		2nd Half: 16-17 94.1%		Games: 21-28 75.0%		Pittsburgh 48 • 12-16, 2-13 ACC	
FT % 1st Half: 0-0 0.0%		2nd Half: 16-17 94.1%		Games: 21-28 75.0%		Rebounds		28-32 46.9%		3RD % 1st Half: 1-6 16.7%		2nd Half: 2-8 25.0%	
3RD % 1st Half: 1-6 16.7%		2nd Half: 2-8 25.0%		Games: 21-42 51.9%		FT % 1st Half: 0-0 0.0%		2nd Half: 16-17 94.1%		Games: 21-28 75.0%		Pittsburgh 48 • 12-16, 2-13 ACC	
FT % 1st Half: 0-0 0.0%		2nd Half: 16-17 94.1%		Games: 21-28 75.0%		Rebounds		28-32 46.9%		3RD % 1st Half: 1-6 16.7%		2nd Half: 2-8 25.0%	
3RD % 1st Half: 1-6 16.7%		2nd Half: 2-8 25.0%		Games: 21-42 51.9%		FT % 1st Half: 0-0 0.0%		2nd Half: 16-17 94.1%		Games: 21-28 75.0%		Pittsburgh 48 • 12-16, 2-13 ACC	
FT % 1st Half: 0-0 0.0%		2nd Half: 16-17 94.1%		Games: 21-28 75.0%		Rebounds		28-32 46.9%		3RD % 1st Half: 1-6 16.7%		2nd Half: 2-8 25.0%	
3RD % 1st Half: 1-6 16.7%		2nd Half: 2-8 25.0%		Games: 21-42 51.9%		FT % 1st Half: 0-0 0.0%		2nd Half: 16-17 94.1%		Games: 21-28 75.0%		Pittsburgh 48 • 12-16, 2-13 ACC	
FT % 1st Half: 0-0 0.0%		2nd Half: 16-17 94.1%		Games: 21-28 75.0%		Rebounds		28-32 46.9%		3RD % 1st Half: 1-6 16.7%		2nd Half: 2-8 25.0%	
3RD % 1st Half: 1-6 16.7%		2nd Half: 2-8 25.0%		Games: 21-42 51.9%		FT % 1st Half: 0-0 0.0%		2nd Half: 16-17 94.1%		Games: 21-28 75.0%		Pittsburgh 48 • 12-16, 2-13 ACC	
FT % 1st Half: 0-0 0.0%		2nd Half: 16-17 94.1%		Games: 21-28 75.0%		Rebounds		28-32 46.9%		3RD % 1st Half: 1-6 16.7%		2nd Half: 2-8 25.0%	
3RD % 1st Half: 1-6 16.7%		2nd Half: 2-8 25.0%		Games: 21-42 51.9%		FT % 1st Half: 0-0 0.0%		2nd Half: 16-17 94.1%		Games: 21-28 75.0%		Pittsburgh 48 • 12-16, 2-13 ACC	
FT % 1st Half: 0-0 0.0%		2nd Half: 16-17 94.1%		Games: 21-28 75.0%		Rebounds		28-32 46.9%		3RD % 1st Half: 1-6 16.7%		2nd Half: 2-8 25.0%	
3RD % 1st Half: 1-6 16.7%		2nd Half: 2-8 25.0%		Games: 21-42 51.9%		FT % 1st Half: 0-0 0.0%		2nd Half: 16-17 94.1%		Games: 21-28 75.0%		Pittsburgh 48 • 12-16, 2-13 ACC	
FT % 1st Half: 0-0 0.0%		2nd Half: 16-17 94.1%		Games: 21-28 75.0%		Rebounds		28-32 46.9%		3RD % 1st Half: 1-6 16.7%		2nd Half: 2-8 25.0%	
3RD % 1st Half: 1-6 16.7%		2nd Half: 2-8 25.0%		Games: 21-42 51.9%		FT % 1st Half: 0-0 0.0%		2nd Half: 16-17 94.1%		Games: 21-28 75.0%		Pittsburgh 48 • 12-16, 2-13 ACC	
FT % 1st Half: 0-0 0.0%		2nd Half: 16-17 94.1%		Games: 21-28 75.0%		Rebounds		28-32 46.9%		3RD % 1st Half: 1-6 16.7%		2nd Half: 2-8 25.0%	
3RD % 1st Half: 1-6 16.7%		2nd Half: 2-8 25.0%		Games: 21-42 51.9%		FT % 1st Half: 0-0 0.0%		2nd Half: 16-17 94.1%		Games: 21-28 75.0%		Pittsburgh 48 • 12-16, 2-13 ACC	
FT % 1st Half: 0-0 0.0%		2nd Half: 16-17 94.1%		Games: 21-28 75.0%		Rebounds		28-32 46.9%		3RD % 1st Half: 1-6 16.7%		2nd Half: 2-8 25.0%	
3RD % 1st Half: 1-6 16.7%		2nd Half: 2-8 25.0%		Games: 21-42 51.9%		FT % 1st Half: 0-0 0.0%		2nd Half: 16-17 94.1%		Games: 21-28 75.0%		Pittsburgh 48 • 12-16, 2-13 ACC	
FT % 1st Half: 0-0 0.0%		2nd Half: 16-17 94.1%		Games: 21-28 75.0%		Rebounds		28-32 46.9%		3RD % 1st Half: 1-6 16.7%		2nd Half: 2-8 25.0%	
3RD % 1st Half: 1-6 16.7%		2nd Half: 2-8 25.0%		Games: 21-42 51.9%		FT % 1st Half: 0-0 0.0%		2nd Half: 16-17 94.1%		Games: 21-28 75.0%		Pittsburgh 48 • 12-16, 2-13 ACC	
FT % 1st Half: 0-0 0.0%		2nd Half: 16-17 94.1%		Games: 21-28 75.0%		Rebounds		28-32 46.9%		3RD % 1st Half: 1-6 16.7%		2nd Half: 2-8 25.0%	
3RD % 1st Half: 1-6 16.7%		2nd Half: 2-8 25.0%		Games: 21-42 51.9%		FT % 1st Half: 0-0 0.0%		2nd Half: 16-17 94.1%		Games: 21-28 75.0%		Pittsburgh 48 • 12-16, 2-13 ACC	
FT % 1st Half: 0-0 0.0%		2nd Half: 16-17 94.1%		Games: 21-28 75.0%		Rebounds		28-32 46.9%		3RD % 1st Half: 1-6 16.7%		2nd Half: 2-8 25.0%	
3RD % 1st Half: 1-6 16.7%		2nd Half: 2-8 25.0%		Games: 21-42 51.9%		FT % 1st Half: 0-0 0.0%		2nd Half: 16-17 94.1%		Games: 21-28 75.0%		Pittsburgh 48 • 12-16, 2-13 ACC	
FT % 1st Half: 0-0 0.0%		2nd Half: 16-17 94.1%		Games: 21-28 75.0%		Rebounds		28-32 46.9%		3RD % 1st Half: 1-6 16.7%		2nd Half: 2-8 25.0%	
3RD % 1st Half: 1-6 16.7%		2nd Half: 2-8 25.0%		Games: 21-42 51.9%		FT % 1st Half: 0-0 0.0%		2nd Half: 16-17 94.1%		Games: 21-28 75.0%		Pittsburgh 48 • 12-16, 2-13 ACC	
FT % 1st Half: 0-0 0.0%		2nd Half: 16-17 94.1%		Games: 21-28 75.0%		Rebounds		28-32 46.9%		3RD % 1st Half: 1-6 16.7%		2nd Half: 2-8 25.0%	
3RD % 1st Half: 1-6 16.7%		2nd Half: 2-8 25.0%		Games: 21-42 51.9%		FT % 1st Half: 0-0 0.0%		2nd Half: 16-17 94.1%		Games: 21-2			

2018-19 GAME RECAPS

GAME 31	SYRACUSE	55
	CLEMSON	67
	MARCH 9, 2019 LITTLEJOHN COLISEUM • CLEMSON, S.C.	

CLEMSON, S.C. — Marquise Reed and Elijah Thomas both posted double-doubles in Clemson University men's basketball's 67-55 victory over Syracuse on the day the program, fans and University honored the team's senior class.

The Tigers (19-12, 9-9 ACC) were paced offensively by Reed's 24 points — 19 of which came in the second half. Reed tallied his sixth career double-double with 10 rebounds in the contest and also tied his career-best with five steals on the defensive end of the floor.

Thomas achieved his 20th career double-double with a 13-point, 11-rebound effort against the Orange (19-12, 10-8 ACC). Thomas also swatted three shots around the rim and came away with two steals.

Clemson went scoreless for the opening 5:14 of the game until Thomas connected on a layup inside the Syracuse zone defense. The Tigers got down by as many as 10 in the opening stanza with Syracuse holding a 23-13 advantage with 6:48 remaining in the half.

The Tigers closed to within seven at the break and trailed 31-24.

With 15:53 left in regulation and the Orange clutching to a five-point advantage at 38-33, the Tigers engineered a 14-0 run to jumped in front and lead by six with 10:32 left.

With a 40-38 advantage in the game, Clemson's four senior starters scored the last 27 points of the contest over the last nearly 14 minutes of the game to help seal the double-digit victory on Senior Day.

The 10-point deficit overcome for victory was the largest by the Tigers during the 2018-19 season.

Shelton Mitchell reached double-figures with 10 points and four assists, while also contributing two steals. Amir Simms finished with eight points, seven rebounds and a career-high five assists. David Skara totaled five points, three rebounds and one assist and block.

The Tigers outrebounced the Orange 45-30, including 18-6 on the offensive glass. Clemson assisted on 13-of-19 made field goals.

GAME 32	CLEMSON	58
	NC STATE	59
	MARCH 13, 2019 SPECTRUM CENTER • CHARLOTTE, N.C.	

CHARLOTTE — Clemson University men's basketball fell by one point to NC State in the second round of the ACC Tournament, 59-58.

The Tigers (19-13, 9-9 ACC) were led by graduate senior Marquise Reed's "Triple Leadership" of 16 points, 10 rebounds and six assists. It's the third time that Reed has accomplished that feat in his career and the second time this season. It marks the 26th overall in Clemson history.

Amir Simms also finished in double-figures for the 12th time this season with 11 points.

Clemson's biggest lead came in the opening stanza when the Tigers led the Wolfpack by 18 points at 36-18.

With the Tiger lead trimmed all the way down in the second half, NC State overcame the deficit to lead by as many as four at 57-53.

The Tigers clawed back in front with a 5-0 run on a 3-pointer by Reed and a layup by Elijah Thomas.

In the waning seconds of regulation, the Wolfpack's Markell Johnson hit two free throws to give NC State the lead. A Reed shot at the buzzer fell off line as time expired.

GAME 33	WRIGHT STATE	69
	CLEMSON	75
	MARCH 19, 2019 LITTLEJOHN COLISEUM • CLEMSON, S.C.	

CLEMSON, S.C. — Four Clemson University men's basketball players netted double-figures in a game for the 10th time this season, led by Marquise Reed's game-high 24 points, en route to a 75-69 victory over Wright State in the first round of the NIT.

Elijah Thomas, who eclipsed 1,000 points in his career, posted 17, including 12 in the second half. David Skara narrowly missed a double-double and posted 16 points and nine rebounds — including finishing 4-for-8 from beyond the arc. Clyde Trapp reached double-figures for the seventh time this season with 12 points.

After racing out to a 16-2 lead in the opening minutes of the game, the contest settled in and both teams were knotted at 33-33 after the opening stanza.

The Tigers (20-13) shot 52.2 percent from the field in the second half, including 57.1 percent from beyond the arc. Clemson hit 12-of-16 free throws to help seal the victory.

Clemson found themselves down by six, 47-41 with 13:55 to go, and engineered a 14-3 run to take a 55-50 advantage over the Raiders (21-14).

Late in the contest the Tigers were down 62-60 and put on another run, this time 8-2, to put themselves back in front and they were able to fend off the Raiders to advance to the second round of the NIT.

GAME STATS

Official Basketball Box Score - Game Totals - Final Statistics														
Syracuse vs. Clemson														
8:00 PM ET at Clemson, S.C. (Littlejohn Coliseum)														
Syracuse 55 • 19-12 (10-8 ACC)														
#	Player	FG	FGA	FT	FTA	REB	AST	BLK	STL	PTS	MIN	FF	TP	SHR
11	Calvin Bennett	4-7	2-2	5-5	2-2	5	7	0	15	3	3	0	0	40
23	Eljah Hughes	0-2	0-2	0-0	0-0	4	4	0	0	0	0	0	0	11
33	Paschal Chukwu	1-2	0-0	0-0	0-0	2	2	0	0	0	0	0	0	16
33	Frank Howard	1-4	1-4	0-0	0-0	3	3	0	0	1	3	0	0	25
33	Tyus Battle	3-11	1-3	3-6	1-2	3	1	10	1	2	1	0	0	35
33	Adrian Autry	0-0	0-0	0-0	0-0	0	0	0	0	0	0	0	0	0
33	Andrew Boland	0-0	0-0	0-0	0-0	0	0	0	0	0	0	0	0	0
12	Brendan Paul	0-0	0-0	0-0	0-0	0	0	0	0	0	0	0	0	0
12	Brendan Paul	0-0	0-0	0-0	0-0	0	0	0	0	0	0	0	0	0
33	Marquise Reed	3-5	0-0	1-1	2-4	4	6	0	4	0	26	0	0	26
33	Bourama Sidibe	0-0	0-0	0-0	0-0	0	0	0	0	0	0	0	0	0
33	Buddy Hines	3-9	2-7	3-3	0-2	1	11	1	1	0	0	0	0	25
33	Ky Feldman	0-0	0-0	0-0	0-0	0	0	0	0	0	0	0	0	0
33	Team	0-0	0-0	0-0	0-0	0	0	0	0	0	0	0	0	0
Totals		18-48	6-19	13-17	6-24	30	21	55	8	18	4	8	200	
FG % 1st Half	11-27	40.7%	2nd Half	7-21	33.3%	Game	18-48	37.5%	Deadball					
FT % 1st Half	5-8	62.5%	2nd Half	8-11	72.7%	Game	13-17	76.5%	Rebounds					
FT % 1st Half	7-8	87.5%	2nd Half	6-7	85.7%	Game	13-17	76.5%	Rebounds					
Clemson 67 • 19-12 (9-9 ACC)														
#	Player	FG	FGA	FT	FTA	REB	AST	BLK	STL	PTS	MIN	FF	TP	SHR
14	THOMAS, Elijah	4-9	0-0	5-7	6-11	4	13	1	3	3	21	0	0	30
24	SKARA, David	2-5	0-1	1-1	0-3	3	1	5	0	2	1	1	1	38
26	SIMMS, Amir	3-8	1-4	1-2	3-4	7	10	5	7	0	1	1	1	33
33	REED, Marquise	7-17	2-7	8-8	2-8	10	2	24	2	0	0	0	0	40
33	MITCHELL, Shelton	2-10	1-7	5-6	3-3	10	4	4	0	2	13	0	0	38
33	TRAPP, Clyde	0-4	0-0	0-0	0-2	2	0	1	1	0	0	0	0	25
33	DAVIS, Lyles	0-1	0-1	0-0	0-0	0	0	0	0	0	0	0	0	0
33	TYSON, Hunter	1-1	0-1	0-0	0-0	0	0	0	0	0	0	0	0	0
33	NEWMAN III, John	0-0	0-0	0-0	0-0	0	0	0	0	0	0	0	0	0
33	WHITE, Javan	0-1	0-0	4-6	1-2	3	4	0	1	1	0	0	0	0
33	JENSON, Trey	0-0	0-0	0-0	0-0	0	0	0	0	0	0	0	0	0
33	Team	0-0	0-0	0-0	0-0	0	0	0	0	0	0	0	0	0
Totals		19-56	2-24	24-30	18	27	45	14	67	13	15	5	11	200
FG % 1st Half	7-28	25.0%	2nd Half	12-28	42.9%	Game	19-56	33.9%	Deadball					
FT % 1st Half	5-10	50.0%	2nd Half	8-11	72.7%	Game	13-21	61.9%	Rebounds					
FT % 1st Half	8-12	66.7%	2nd Half	16-18	88.9%	Game	24-30	80.0%	Rebounds					
Syracuse vs. Clemson														
Technical fouls: Syracuse None, Clemson None.														
Attendance: 8000														
Score by quarters														
Q1	Q2	Q3	Q4	Total	PTS	REB	AST	BLK	STL	FF	TP	SHR	FF	TP
Syracuse	11	22	12	55	33	21	5	1	15	0	0	0	0	0
Clemson	24	43	67											
Last FG - Syracuse 2nd-04:06, CU 2nd-03:36.														
Largest lead - 19 (1st-04:46), CU by 24 (2nd-02:38).														
OT 1st FG - Syracuse 1st-00:00, CU 1st-00:00. Game was tied for 0:00.														

GAME STATS

Official Basketball Box Score - Game Totals - Final Statistics
Clemson vs. NC State
8:00 PM ET at Charlotte, N.C. (Spectrum Center)

Clemson 58 • 19-13

#	Player	FG	FGA	FT	FTA	REB	AST	BLK	STL	PTS	MIN	FF	TP	SHR
14	THOMAS, Elijah	4-7	0-0	0-0	2-2	4	5	8	1	6	1	1	1	18
24	SKARA, David	3-7	1-5	0-0	2-2	4	2	7	0	1	2	34		
26	SIMMS, Amir	4-7	2-2	1-1	1	1	2	11	0	0	0	0	19	
33	REED, Marquise	5-18	4-7	2-2	3	7	10	2	16	0	0	0	39	
33	MITCHELL, Shelton	2-12	2-5	0-0	0	5	5	0	6	2	1	0	0	35
33	TRAPP, Clyde	1-7	0-4	1-2	0	3	7	2	0	2	3	0	33	
33	TYSON, Hunter	0-0	0-0	0-0	0	0	0	0	0	0	0	0	2	
33	NEWMAN III, John	1-2	0-0	1-1	2	1	3	0	3	0	0	0	7	
33	WHITE, Javan	2-2	0-0	0-0	1	2	2	4	2	1	1	0	13	
33	Team	0-0	0-0	0-0	0	0	0	0	0	0	0	0	0	
Totals		22-62	9-23	5-8	14	28	42	15	58	13	12	3	200	
FG % 1st Half	16-31	51.6%	2nd Half	6-31	19.4%	Game	22-62	35.5%	Deadball					
FT % 1st Half	8-10	80.0%	2nd Half	1-10	10.0%	Game	9-23	39.1%	Rebounds					
FT % 1st Half	2-5	40.0%	2nd Half	3-3	100.0%	Game	5-8	62.5%	Rebounds					

NC State 59 • 22-18

#	Player	FG	FGA	FT	FTA	REB	AST	BLK	STL	PTS	MIN	FF	TP	SHR
22	Wyatt Walker	2-3	0-0	2-2	1	3	4	2	6	0	2	1	0	18
22	Torn Dorn	4-9	0-0	0-0	1	11	12	1	6	2	0	0	0	32
10	Brandon Beverly	2-6	0-4	0-1	0	0	1	4	1	0	0	1	36	
11	Markell Johnson	8-17	4-9	2-3	1	1	2	23	4	2	0	1	34	
19	C.J. Bryce	1-4	0-0	0-0	0	3	3	1	2	1	1	0	27	
33	Devon Funderburk	3-4	0-0	0-0	4	4	7	8	0	1	0	0	20	
33	Jerickele Halliburton	1-4	1-2	0-0	1	0	1	3	1	1	0	0	10	
33	Damon Davis	2-9	1-4	0-0	0	1	2	5	1	1	0	1	20	
33	Blake Harris	0-0	0-0	0-0	0	0	0	0	0	0	0	0	1	
33	Team	0-0	0-0	0-0	0	0	0	0	0	0	0	0	0	
Totals		23-60	6-21	7-9	7	27	34	12	59	10	8	3	200	
FG % 1st Half	11-31	35.5%	2nd Half	12-29	41.4%	Game	23-60	38.3%	Deadball					
FT % 1st Half	1-10	10.0%	2nd Half	5-9	55.6%	Game	7-9	77.8%	Rebounds					
FT % 1st Half	3-8	37.5%	2nd Half	4-3	100.0%	Game	7-9	77.8%	Rebounds					

Officials: Tony Henderson, Tom Valentine, Reggie Aysler

Technical Fouls: Clemson None, NC State None

Abscences:

19-20-21-22-23-24-25-26-27-28-29-30-31-32-33-34-35-36-37-38-39-40-41-42-43-44-45-46-47-48-49-50-51-52-53-54-55-56-57-58-59-60-61-62-63-64-65-66-67-68-69-70-71-72-73-74-75-76-77-78-79-80-81-82-83-84-85-86-87-88-89-90-91-92-93-94-95-96-97-98-99-100

CU led for 34:22, NC State led for 25:38, CU won the game 58-59.

CU led for 34:22, NC State led for 25:38, CU won the game 58-59.

CU led for 34:22, NC State led for 25:38, CU won the game 58-59.

CU led for 34:22, NC State led for 25:38, CU won the game 58-59.

CU led for 34:22, NC State led for 25:38, CU won the game 58-59.

CU led for 34:22, NC State led for 25:38, CU won the game 58-59.

CU led for 34:22, NC State led for 25:38, CU won the game 58-59.

CU led for 34:22, NC State led for 25:38, CU won the game 58-59.

CU led for 34:22, NC State led for 25:38, CU won the game 58-59.

Score sheet by: [Name]

Score sheet by: [Name]

Score sheet by: [Name]

Score sheet by: [Name]

Score sheet by: [Name]

Score sheet by: [Name]

2018-19 SEASON STATISTICS



2018-19 Clemson Basketball Clemson Combined Team Statistics (as of Apr 26, 2019) All games



RECORD:	OVERALL	HOME	AWAY	NEUTRAL
ALL GAMES	20-14	14-5	4-6	2-3
CONFERENCE	9-9	6-3	3-6	0-0
NON-CONFERENCE	11-5	8-2	1-0	2-3

#	Player	gp-gs	min	avg	Total		3-Point		F-Throw		Rebounds				pf	dq	a	to	blk	stl	pts	avg
					fg-fga	fg%	3fg-fga	3fg%	ft-fa	ft%	off	def	tot	avg								
02	REED, Marquise	31-30	1098	35.4	202-459	.440	48-135	.356	150-178	.843	23	149	172	5.5	60	2	95	83	1	66	602	19.4
14	THOMAS, Elijah	34-32	871	25.6	172-281	.612	0-1	.000	97-152	.638	84	181	265	7.8	112	4	46	94	74	28	441	13.0
04	MITCHELL, Shelton	32-32	1050	32.8	120-317	.379	48-148	.324	80-96	.833	12	75	87	2.7	33	0	95	72	0	32	368	11.5
25	SIMMS, Aamir	34-34	907	26.7	105-238	.441	40-121	.331	24-32	.750	50	107	157	4.6	82	2	34	45	25	21	274	8.1
24	SKARA, David	33-32	1031	31.2	89-190	.468	33-91	.363	39-54	.722	37	103	140	4.2	69	2	49	38	16	23	250	7.6
00	TRAPP, Clyde	34-7	816	24.0	69-173	.399	26-85	.306	40-62	.645	15	99	114	3.4	73	2	54	58	8	28	204	6.0
15	NEWMAN III, John	34-1	408	12.0	28-73	.384	9-28	.321	6-11	.545	15	45	60	1.8	31	0	15	19	5	12	71	2.1
35	WHITE, Javan	33-2	277	8.4	28-50	.560	0-0	.000	11-24	.458	22	44	66	2.0	54	1	8	13	12	8	67	2.0
05	TYSON, Hunter	31-0	258	8.3	16-63	.254	11-47	.234	6-9	.667	6	26	32	1.0	18	0	12	6	8	2	49	1.6
10	FOX, Parker	5-0	5	1.0	1-2	.500	1-2	.500	0-0	.000	0	0	0	0.0	1	0	0	1	0	0	3	0.6
03	DAVIS, Lyles	8-0	7	0.9	1-5	.200	1-3	.333	0-0	.000	0	1	1	0.1	1	0	1	0	0	1	3	0.4
55	JEMISON, Trey	20-0	72	3.6	2-6	.333	0-0	.000	3-5	.600	5	11	16	0.8	18	0	1	3	5	2	7	0.4
Team											40	57	97		1		18					
Total.....		34	6800		833-1857	.449	217-661	.328	456-623	.732	309	898	1207	35.5	553	13	410	450	154	223	2339	68.8
Opponents.....		34	6800		755-1856	.407	257-735	.350	407-557	.731	291	802	1093	32.1	581	-	336	452	99	190	2174	63.9

TEAM STATISTICS	CU	OPP
SCORING	2339	2174
Points per game	68.8	63.9
Scoring margin	+4.9	-
FIELD GOALS-ATT	833-1857	755-1856
Field goal pct	.449	.407
3 POINT FG-ATT	217-661	257-735
3-point FG pct	.328	.350
3-pt FG made per game	6.4	7.6
FREE THROWS-ATT	456-623	407-557
Free throw pct	.732	.731
F-Throws made per game	13.4	12.0
REBOUNDS	1207	1093
Rebounds per game	35.5	32.1
Rebounding margin	+3.4	-
ASSISTS	410	336
Assists per game	12.1	9.9
TURNOVERS	450	452
Turnovers per game	13.2	13.3
Turnover margin	+0.1	-
Assist/turnover ratio	0.9	0.7
STEALS	223	190
Steals per game	6.6	5.6
BLOCKS	154	99
Blocks per game	4.5	2.9
ATTENDANCE	133290	138209
Home games-Avg/Game	19-7015	10-10783
Neutral site-Avg/Game	-	5-6076

Score by Periods	1st	2nd	Totals
Clemson	1127	1212	2339
Opponents	1006	1168	2174

Date	Opponent		Score	Att.
11/06/18	THE CITADEL	w	100-80	7491
11/09/18	NC CENTRAL	w	71-51	7208
11/14/18	SAM HOUSTON STATE	w	74-59	6227
11/19/18	vs University of Akron	w	72-69	1050
11/20/18	vs Univ. of Georgia	w	64-49	786
11/21/18	vs Creighton University	L	82-87	1709
11/26/18	NEBRASKA	L	66-68	6974
12/04/18	SAINT PETER'S	w	65-60	6254
12/08/18	vs Mississippi St.	L	71-82	7142
12/15/18	RADFORD	w	74-66	7225
12/18/18	CHARLESTON SOUTHERN	w	78-51	6757
12/22/18	at South Carolina	w	78-68	12269
12/30/18	LIPSCOMB	w	84-67	7879
* 01/05/19	at Duke	L	68-87	9314
* 01/09/19	at Syracuse	L	53-61	17289
* 01/12/19	VIRGINIA	L	43-63	9242
* 01/16/19	GEORGIA TECH	w	72-60	6693
* 01/22/19	at Florida State	L	68-77	8502
* 01/26/19	at NC State	L	67-69	18180
* 01/29/19	PITTSBURGH	w	82-69	6474
* 02/03/19	WAKE FOREST	w	64-37	7655
* 02/06/19	at Georgia Tech	w	65-42	5636
* 02/09/19	VIRGINIA TECH	w	59-51	9000
* 02/13/19	at Miami (FL)	L	64-65	6338
* 02/16/19	at Louisville	L	55-56	16043
* 02/19/19	FLORIDA STATE	L	64-77	7549
* 02/23/19	BOSTON COLLEGE	w	76-66	7810
* 02/27/19	at Pittsburgh	w	62-48	6102
* 03/01/19	NORTH CAROLINA	L	79-81	9248
* 03/06/19	at Notre Dame	w	64-62	8158
* 03/09/19	SYRACUSE	w	67-55	8620
03/13/19	vs NC State	L	58-59	19691
03/19/19	WRIGHT STATE	w	75-69	1718
03/24/19	WICHITA STATE	L	55-63	3266

* - Conference game

2018-19 ACC STATISTICS



2018-19 Clemson Basketball Clemson Combined Team Statistics (as of Apr 26, 2019) Conference games only



RECORD:	OVERALL	HOME	AWAY	NEUTRAL
ALL GAMES	9-9	6-3	3-6	0-0
CONFERENCE	9-9	6-3	3-6	0-0
NON-CONFERENCE	0-0	0-0	0-0	0-0

#	Player	gp-gs	min	avg	Total		3-Point		F-Throw		Rebounds				pf	dq	a	to	blk	stl	pts	avg
					fg-fga	fg%	3fg-fga	3fg%	ft-fa	ft%	off	def	tot	avg								
02	REED, Marcquise	18-18	647	35.9	112-256	.438	30-75	.400	89-105	.848	12	92	104	5.8	36	1	48	45	0	42	343	19.1
14	THOMAS, Elijah	18-18	482	26.8	97-163	.595	0-0	.000	38-64	.594	41	109	150	8.3	58	2	29	50	46	13	232	12.9
04	MITCHELL, Shelton	18-18	591	32.8	58-161	.360	28-82	.341	38-44	.864	8	44	52	2.9	19	0	53	40	0	16	182	10.1
25	SIMMS, Aamir	18-18	474	26.3	47-124	.379	18-65	.277	13-19	.684	27	56	83	4.6	42	2	21	23	11	13	125	6.9
24	SKARA, David	17-16	534	31.4	37-94	.394	14-44	.318	12-17	.706	13	49	62	3.6	34	2	28	16	7	8	100	5.9
00	TRAPP, Clyde	18-2	407	22.6	32-78	.410	12-35	.343	17-26	.654	7	49	56	3.1	38	0	25	29	3	12	93	5.2
35	WHITE, Javan	17-0	124	7.3	16-32	.500	0-0	.000	6-12	.500	11	22	33	1.9	35	1	3	4	6	3	38	2.2
05	TYSON, Hunter	15-0	115	7.7	9-28	.321	7-24	.292	0-0	.000	1	9	10	0.7	11	0	7	3	2	0	25	1.7
15	NEWMAN III, John	18-0	169	9.4	11-31	.355	4-12	.333	0-0	.000	4	16	20	1.1	16	0	7	7	2	3	26	1.4
03	DAVIS, Lyles	3-0	3	1.0	1-3	.333	1-2	.500	0-0	.000	0	1	1	0.3	1	0	0	0	0	1	3	1.0
55	JEMISON, Trey	12-0	52	4.3	2-5	.400	0-0	.000	1-3	.333	4	7	11	0.9	12	0	0	2	3	1	5	0.4
10	FOX, Parker	2-0	2	1.0	0-1	.000	0-1	.000	0-0	.000	0	0	0	0.0	0	0	0	0	0	0	0	0.0
Team											24	25	49				10					
Total.....		18	3600		422-976	.432	114-340	.335	214-290	.738	152	479	631	35.1	302	8	221	229	80	112	1172	65.1
Opponents.....		18	3600		381-972	.392	125-382	.327	239-323	.740	163	444	607	33.7	290	-	181	223	62	98	1126	62.6

TEAM STATISTICS	CU	OPP	Date	Opponent	Score	Att.
SCORING	1172	1126	* 01/05/19	at Duke	L 68-87	9314
Points per game	65.1	62.6	* 01/09/19	at Syracuse	L 53-61	17289
Scoring margin	+2.6	-	* 01/12/19	VIRGINIA	L 43-63	9242
FIELD GOALS-ATT	422-976	381-972	* 01/16/19	GEORGIA TECH	W 72-60	6693
Field goal pct	.432	.392	* 01/22/19	at Florida State	L 68-77	8502
3 POINT FG-ATT	114-340	125-382	* 01/26/19	at NC State	L 67-69	18180
3-point FG pct	.335	.327	* 01/29/19	PITTSBURGH	W 82-69	6474
3-pt FG made per game	6.3	6.9	* 02/03/19	WAKE FOREST	W 64-37	7655
FREE THROWS-ATT	214-290	239-323	* 02/06/19	at Georgia Tech	W 65-42	5636
Free throw pct	.738	.740	* 02/09/19	VIRGINIA TECH	W 59-51	9000
F-Throws made per game	11.9	13.3	* 02/13/19	at Miami (FL)	L 64-65	6338
REBOUNDS	631	607	* 02/16/19	at Louisville	L 55-56	16043
Rebounds per game	35.1	33.7	* 02/19/19	FLORIDA STATE	L 64-77	7549
Rebounding margin	+1.3	-	* 02/23/19	BOSTON COLLEGE	W 76-66	7810
ASSISTS	221	181	* 02/27/19	at Pittsburgh	W 62-48	6102
Assists per game	12.3	10.1	* 03/01/19	NORTH CAROLINA	L 79-81	9248
TURNOVERS	229	223	* 03/06/19	at Notre Dame	W 64-62	8158
Turnovers per game	12.7	12.4	* 03/09/19	SYRACUSE	W 67-55	8620
Turnover margin	-0.3	-	* - Conference game			
Assist/turnover ratio	1.0	0.8				
STEALS	112	98				
Steals per game	6.2	5.4				
BLOCKS	80	62				
Blocks per game	4.4	3.4				
ATTENDANCE	72291	95562				
Home games-Avg/Game	9-8032	9-10618				
Neutral site-Avg/Game	-	0-0				

Score by Periods	1st	2nd	Totals
Clemson	557	615	1172
Opponents	514	612	1126