



# WAKE FOREST FOOTBALL

## GAME NOTES




NOV. 16, 2019 | 3:30 P.M. | MEMORIAL STADIUM (81,500) | CLEMSON, SC | ABC

Head Coach: Dave Clawson  
Season: 6th  
Alma Mater: Williams '89  
Home Record: 5-1  
Away Record: 2-1  
Record at Wake Forest: 35-37  
Head Coaching Record: 125-117  
Rank: RV (AP), RV (Coaches)  
Points Scored (gm): 35.7  
Points Allowed (gm): 25.9



### WAKE FOREST DEMON DEACONS

Record: 7-2 | ACC: 3-2



### #3 CLEMSON TIGERS

Record: 10-0 | ACC: 7-0

Head Coach: Dabo Swinney  
Season: 12th  
Alma Mater: Alabama '93  
Home Record: 6-0  
Away Record: 4-0  
Record at Clemson: 126-30  
Head Coaching Record: 126-30  
Rank: 3 (AP)/3 (Coaches)  
Points Scored (gm): 45.3  
Points Allowed (gm): 11.2

#### THE NUMBERS

Wake Forest	Clemson
Record 7-2	Record 10-0
ACC 3-2	ACC 7-0
Nonconference 4-0	Nonconference 3-0
Home 5-1	Home 6-0
Away 2-1	Away 4-0
Neutral 0-0	Neutral 0-0
National Rank RV/RV	National Rank 3/3
Points Scored 35.7	Points Scored 45.3
Points Allowed 25.9	Points Allowed 11.5
Rushing Yards 173.2	Rushing Yards 269.8
Passing Yards 314.1	Passing Yards 276.0
TDs Rush/Pass 14/25	TDs Rush/Pass 32/26
Total Offense 487.3	Total Offense 545.8
Total Defense 407.8	Total Defense 251.5

#### SERIES HISTORY

**Overall:** Clemson leads, 66-17-1  
**All Games at WFU:** 10-24-1  
**Games at BB&T Field:** 6-20-1  
**All Games at Clemson:** 7-38  
**Games at Memorial Stadium:** 7-33  
**All Neutral Site Games:** 0-4  
**Dave Clawson vs. Clemson:** 0-5  
**Dabo Swinney vs. WFU:** 10-0  
**Last WFU Win:** 12-7 (10/9/08), at BB&T Field  
**Last CU Win:** 63-3 (10/6/18), at BB&T Field  
**Last WFU win at Clemson:** 29-19 (9/26/98)  
**Last CU win at WFU:** 63-3 (10/6/18)  
**Current Streak:** Clemson, 10  
**Longest WFU Streak:** 6 (1942-47)  
**Longest CU Streak:** 15 (1977-91)

#### WHAT'S INSIDE

Quick Facts & Radio Info	2
Deacon Notes	2-6
Wake's Record When	3
Media Policies	4
Pronunciation Guide	4
Opponent History	7-8
Head Coach Dave Clawson	9
Depth Chart	10
Numerical Roster	12-13
2019 Statistics	14-18
Player Pages	19-25
2019 Boxscores	26-29
The Last Time	30
Opponent Schedules	31

#### WAKE FOREST VS. NO. 3 CLEMSON

##### THE MATCHUP

- Wake Forest will travel to Clemson to meet the third-ranked Tigers on Saturday, Nov. 16 at Memorial Stadium.
- Kickoff is set for 3:30 p.m. on ABC with Bob Wischusen calling the action. Dan Orlovsky will serve as the analyst with Allison Williams as sideline reporter.
- The game can be heard on the Wake Forest Sports Network with Stan Cotten calling the play by play, Larry Sorensen as the analyst and Dave Goren as the sideline reporter.

##### WAKE FOREST STORYLINES

- Wake Forest and Clemson will match two of the top offensive teams in the ACC when they meet Saturday at Memorial Stadium.
- The Tigers and Deacons are the top two teams in the ACC in both scoring offense and total offense.
- Nationally, Wake Forest's passing attack is 11th while Clemson's pass defense is No. 2 in the country.
- Wake Forest and Clemson are the lone ACC Atlantic Division teams with two losses or fewer.
- Wake Forest head coach Dave Clawson is 19th on the list of active winningest FBS coaches with 125 wins. Clemson's Dabo Swinney is 18th with 126 wins.

##### THE OPPOSITION & SERIES HISTORY

- Wake Forest and Clemson meet for the 85th time in a series that started in 1933.
- Clemson holds a 66-17-1 advantage in the series and has won the last 10 meetings since a 12-7 Demon Deacon win on Oct. 9, 2008.
- The Tigers have won nine straight in Memorial Stadium from Wake Forest since a 29-19 Deacon win in 1998.

##### LOOKING AHEAD

- Wake Forest will play its final home game of the season at BB&T Field against Duke on Nov. 23.
- The Demon Deacons will honor their senior players and select fourth-year juniors in the final home game.
- Wake Forest goes on the road to close the regular season at Syracuse on Nov. 30.
- The Demon Deacons have gained bowl eligibility for a school record fourth straight year and will be headed to the 2019 postseason.

#### GAMEDAY COVERAGE

##### Television

###### ABC

Play-by-Play: Bob Wischusen  
Color: Dan Orlovsky  
Sideline: Allison Williams

##### Radio

Wake Forest Sports Network  
Play-by-Play: Stan Cotten  
Color: Larry Sorensen  
Sideline: Dave Goren  
Studio Host: James Travis

Wake Forest Football on SiriusXM

Internet: Channel 975 | XM: Channel 386

##### Live Stats

GoDeacs.com  
WakeForestStats.com

##### Twitter

Live updates, stats and more  
@WakeFB

##### Facebook

Photos and news  
Wake Forest Football

##### Instagram

Photos and videos  
@WakeFootball

##### YouTube

Postgame highlights and interviews



#### WAKE FOREST SCHEDULE & RESULTS

##### AUGUST

30 UTAH STATE<sup>(ACCN)</sup> W, 38-35

##### SEPTEMBER

6 at Rice<sup>(CBS Sports Network)</sup> W, 41-21

13 NORTH CAROLINA<sup>(ESPN)</sup> W, 24-18

21 ELON<sup>(RSN)</sup> W, 49-7

28 at Boston College<sup>\*</sup> (ACCN) W, 27-24

##### OCTOBER

12 LOUISVILLE<sup>\*</sup> (ACCN) L, 62-59

19 FLORIDA STATE<sup>\*</sup> W, 22-20

##### NOVEMBER

2 NC STATE<sup>\*</sup> (ESPN) W, 44-10

9 at Virginia Tech<sup>\*</sup> (ACCN) L, 36-17

16 at Clemson<sup>\*</sup> (ABC) 3:30

23 DUKE<sup>\*</sup> TBA

30 at Syracuse<sup>\*</sup> TBA

Home games in **BOLD CAPS**

<sup>\*</sup> ACC game

All times listed are ET

#### CLEMSON SCHEDULE & RESULTS

##### AUGUST

29 GEORGIA TECH<sup>\*</sup> W, 52-14

##### SEPTEMBER

7 TEXAS A&M W, 24-10

14 at Syracuse<sup>\*</sup> W, 41-6

21 CHARLOTTE W, 52-10

28 at North Carolina<sup>\*</sup> W, 21-20

##### OCTOBER

12 FLORIDA STATE<sup>\*</sup> W, 45-14

19 at Louisville<sup>\*</sup> W, 45-10

26 BOSTON COLLEGE<sup>\*</sup> W, 59-7

##### NOVEMBER

2 WOFFORD W, 59-14

9 at NC State<sup>\*</sup> W, 55-10

16 WAKE FOREST<sup>\*</sup> 3:30

30 at South Carolina TBA

Home games in **BOLD CAPS**

<sup>\*</sup> ACC game

All times listed are ET

# #GODEACS

# WAKE FOREST FOOTBALL

## QUICK FACTS

Location.....Winston-Salem, NC 27109  
Founded.....1834  
Enrollment.....5,171 undergraduate  
Colors.....Old Gold & Black  
Stadium.....BB&T Field (31,500)  
Surface.....FieldTurf  
Conference.....Atlantic Coast  
President.....Dr. Nathan O. Hatch  
Athletic Director.....John Currie  
Ticket Office Phone.....(888) 758-DEAC

## PROGRAM HISTORY

First Year of Football.....1888  
Season of Football.....117th  
Bowl Appearances.....13 (9-4)  
Last Bowl Game.....2018 Birmingham Bowl  
All-Time Record.....462-661-33 (.414)  
All-Time ACC Record.....143-319-5 (.312)

## TEAM INFORMATION

2018 Overall Record.....7-6  
ACC Record/Finish.....3-5 (T-5th Atl.)  
Letterwinners Returning.....42  
(22 offense, 17 defense, 3 specialists)  
Letterwinners Lost.....21  
(9 offense, 10 defense, 2 specialists)  
Starters Returning/Lost.....11/12  
Offense.....6/6  
Defense.....5/6  
Special Teams.....3/1

## WAKE FOREST SPORTS NETWORK FROM LEARFIELD IMG COLLEGE

Play-By-Play Announcer.....Stan Cotten  
Color.....Lary Sorensen  
Sidelines.....Dave Goren  
Engineer.....Tim Sparks  
Spotter.....Josh Nixon  
Studio Host.....James Travis  
President.....Greg Brown  
General Manager.....Jeff Salisbury  
Partner Services Coord.....Kelsey Gomes

## WAKE FOREST FOOTBALL RADIO NETWORK AFFILIATES

*Galax, VA; Triad	WBRF-FM	98.1
Charlotte	WCRU-AM	960
Charlotte	WCRU-FM	105.7
Durham	WDRU-FM	105.5
Fairmont	WFMO-AM	860
Greensboro	WKEW-AM	1400
Greensboro	WKEW-FM	96.3
New Bern	WWNB-AM	1490
New Bern	WWNB-FM	103.9
Raleigh	WDKU-AM	1030
Raleigh	WDKU-FM	105.7
Winston-Salem	WPOL-AM	1340
Winston-Salem	WPOL-FM	103.5

\* - flagship station

## NOTING THE VIRGINIA TECH GAME

- Wake Forest's 36-17 loss at Virginia Tech on Nov. 9 put the Deacons' record at 7-2 overall and 3-2 in the ACC.
- WR Kendall Hinton had eight receptions for a career-high 162 yards. Over the last four games, Hinton has 34 receptions for 482 yards.
- Hinton's 482 receiving yards over the last four games are the third-most among Power 5 receivers.
- WR Sage Surratt caught two touchdown passes to push his season total to 11, the second-most in a season by a Wake Forest receiver.
- Surratt became just the sixth Wake Forest player to surpass 1,000 receiving yards in a season. He had four receptions for 53 yards to push his season total to 1,001 yards.
- QB Jamie Newman completed 16 of 35 passes for 235 yards and two touchdowns. He has now thrown for over 200 yards in nine straight games and in 11 of his 12 career starts. Newman has a streak of five straight games with multiple TD passes.
- Newman set a school record by throwing a touchdown pass for the 12th consecutive game. He broke the mark of 11 set by Brian Kuklick over the 1996 and '97 seasons.
- RB Cade Carney moved into eighth place on Wake Forest's career rushing list. During the Virginia Tech game, Carney surpassed Josh Adams (2007-10), Larry Hopkins (1970-71), Josh Harris (2010-13) and John Leach (1990-93).
- Wake Forest's streak of 10 straight games of 400 or more total offense yards came to an end as the Deacons were held to 301 yards of total offense.
- PK Nick Sciba tied the ACC record for the most consecutive field goals converted. His 40-yarder vs. Virginia Tech was his 27th consecutive make, tying the mark set by NC State's Marc Primanti over the 1996-97 seasons.

## 7-2 RECORD

- Wake Forest's 7-2 record after nine games puts the 2019 Deacon team in elite company in school history.

Year	9-game Record	Final Record	Bowl
2006	8-1	11-3	Orange
1944	8-1	8-1	none
2019	7-2	TBD	TBD
1979	7-2	8-4	Tangerine
1924	7-2	7-2	None

## FOUR STRAIGHT WINNING SEASONS

- Wake Forest's seventh win of the season assured the Demon Deacons of a fourth consecutive winning season.
- Under the direction of head coach Dave Clawson, the Deacons posted a 7-6 record in 2016, an 8-5 mark in 2017, a 7-6 record in 2018.
- The four straight winning seasons marks the first time it has happened in school history since the Deacons posted five straight winning seasons from 1944 through 1948.
- The only other four-year winning streak occurred from 1923-26.
- This is the first time in school history Wake Forest has won seven or more games in four consecutive seasons.

## SEASON STAT NOTES

- Wake Forest has scored more points through the first nine games of the season than any previous Demon Deacon team. Wake has tallied 321 points, an average of 35.7.
- The 2018 Deacon team held the previous highs with 291 points through nine games.
- This season marks the first time Wake Forest has scored 21 or more points in each of the first eight games of the season.
- The Deacons scored 38 or more points for the fifth time this season against NC State. That ties a school record for games with 38 or more in an entire season. The 2017 team also had five.
- Wake Forest leads its opponents 68-20 in points scored off turnovers this season.

## SENIORS ACHIEVE MILESTONE

- Wake Forest's senior class has achieved something that hasn't happened at Wake Forest in 71 years.
- Wake Forest's current senior class, by earning its seventh win of the season, has assured itself of being the first senior class since 1948 to have achieved four consecutive winning seasons.
- The 2019 seniors are the first class in school history to achieve seven or more wins all four seasons.
- Wake Forest's school record for the most wins in a four-year period is 33 by the 2009 seniors. Those seniors won 11 games in 2006, nine in 2007, eight in 2008 and five in 2009.
- The second-most wins is 32 by the 2008 seniors. This year's class is currently third with 29 wins (29-19).
- The most games played in a four-year period is 52 by the 2009 seniors (14-13-13-12). This year's seniors have played 48 games with four games remaining.

Class	Fr	So	Jr	Sr	Total
2009	11	9	8	5	33
2008	4	11	9	8	32
2019	7	8	7	7	29
2007	4	4	11	9	28
2018	3	7	8	7	25
2010	9	5	8	3	25
1947	8	5	6	6	25

## WAKE FOREST VS. DEFENDING CHAMPS

- Wake Forest will be playing the defending national champion for the 11th time in school history.
- The Deacons are 0-10-1 after losing at Clemson 28-14 in 2017.
- Wake Forest also played Clemson as a defending national champion in 1982 in Tokyo as the Tigers won 21-17.

## WAKE FOREST VS. 0-1 LOSS TEAMS IN NOVEMBER

- Saturday's game marks the 63rd time in school history Wake Forest has met a zero or one loss team in November.
- The Deacons are 10-49-3 in those games with its most recent win a 21-14 victory over No. 16 Boston College which entered the Nov. 4, 2006 contest with a 7-1 record.
- Saturday's game marks the 11th time Wake has faced a 0 or 1 loss Clemson team and the Tigers have won each time, most recently in Nov. of 2016.

## WAKE FOREST OFFENSE

- Wake Forest has posted its two most prolific offensive seasons in school history in the last two years and is well on its way to a third straight record-setting season.
- In 2017 with QB John Wolford, the Deacons set school records for most points scored, most total offense yards, most touchdowns, most touchdown passes, and highest average yards per play.
- In 2018 with Sam Hartman and Jamie Newman at QB, the Deacs set records for most 50-point scoring games, most 500-yard total offense games, most total offense plays, and most first downs gained.
- The 2018 team finished second in school history to the 2017 squad in total offense yards, total offense yards per game, points scored and points per game.
- In 2019, the Deacons are on pace to break school marks in passing yards, total offense yards, points, first downs and total offense plays.

Category	9-gm Avg	Projected 13-gm Total	Record (year)
Pass Yards	323.6	4,083	3,599 (2017)
Total Offense	487.3	6,335	6,055 (2017)
Scoring	35.7	464	459 (2017)
1st Downs	25.2	328	320 (2018)
Total Off. Plays	82.6	1,073	1,069 (2017)

## MORE WAKE FOREST OFFENSE

- Wake Forest's offense is making its mark in the national rankings.
- The Demon Deacons are 11th nationally in passing offense with 314.1 yards per game and 13th in total offense with 487.3 yards per game.

# WAKE FOREST FOOTBALL

## WAKE'S RECORD WHEN

	2019	Under Clawson
At Home	5-1	19-19
On The Road	2-1	13-18
Neutral Site Games	0-0	3-0
Vs. ACC Opponents	3-2	15-30
Vs. Non-Conference Opp.	4-0	20-7
Against Unranked Teams	7-1	32-22
Against Ranked Teams	0-0	3-14
Vs. In-State Opponents	3-0	10-7
Against Top-10 Teams	0-0	0-9
In August	1-0	3-1
In September	4-0	17-7
In October	1-1	5-15
In November	1-1	7-14
In December	0-0	3-0
Afternoon Games	3-1	21-25
Night Games	4-1	13-12
Decided by 7 or Less	4-1	17-9
Scoring First	7-0	25-15
Opp. Scores First	0-2	10-22
Leading At Halftime	4-0	23-8
Tied At Halftime	1-0	5-4
Trailing At Halftime	2-1	7-24
Leading After 3 Qtrs	6-0	25-5
Tied After 3 Qtrs.	0-0	2-1
Trailing After 3 Qtrs.	1-1	8-30
In Overtime	0-0	2-0
Scoring 30+ Pts	4-1	20-3
Scoring 20-29 Pts	3-0	11-9
Scoring 0-19 Pts	0-0	4-24
Allowing 30+ Pts	1-2	6-25
Allowing 20-29 Pts	3-0	12-9
Allowing 0-19 Pts	3-0	17-3
Outrushing Opp.	3-1	21-6
Getting Outrushed	3-1	13-31
Pass For More Yds	4-1	18-14
Pass For Fewer Yds	2-1	16-23
Outgaining Opp.	4-1	24-8
Getting Outgained	3-1	11-29
Win Time of Poss.	5-0	18-13
Lose Time of Poss.	2-2	17-24
Fewer Penalty Yards	5-2	17-23
More Penalty Yards	2-0	18-13
Equal Penalty Yards	0-0	0-1
Win Turnover Battle	5-0	20-7
Lose Turnover Battle	1-1	6-20
Turnover Battle Even	1-1	9-10
On ABC	0-0	0-3
On ACC Network	3-2	3-2
On Raycom	0-0	2-3
On CBS Sports Network	1-0	3-1
On ESPN	2-0	6-6
On ESPN2	0-0	0-5
On ESPNU	0-0	2-4
On ACC Network Extra/ESPN3	0-0	10-0
On Fox Sports	1-0	8-11
On NBC	0-0	0-2
On Big Ten Network	0-0	1-0
Winning Coin Toss	3-1	16-17
Losing Coin Toss	4-1	19-20
Score a Def./ST TD	0-0	8-4
Allow a Def./ST TD	0-0	2-10
In Gold Helmets	0-1	15-9
In Matte Helmets	7-1	14-20
In Black Helmets	0-0	6-8
White Jerseys	2-0	14-15
Black Jerseys (black sleeves)	5-2	21-22
In White Pants	1-0	9-5
In Gold Pants	3-0	15-7
In Black Pants	3-2	11-25

- As a team, the Deacons have been taking care of the little stuff: Wake is fourth nationally in fewest fumbles lost with two; third in fewest penalties with 3.9 per game and second in fewest penalty yards with 31 per game.
- Wake Forest is 11th nationally in third down conversions, turning 49.4 percent of its third downs into first downs.

### HINTON ON A TEAR

- WR Kendall Hinton, a fifth-year senior, has been on a tear over the last four weeks.
- Hinton has 34 receptions for 482 yards, an average of 120.5 yards per game.
- Hinton missed games against North Carolina and Elon during Weeks 3 and 4 but returned with a vengeance when the Deacons started ACC play.
- After making six receptions for 67 yards at Boston College, Hinton had a career-high 13 catches for 134 yards vs. Louisville.
- He followed that up with seven catches for 93 yards vs. Florida State and six catches for 93 yards vs. NC State.
- Hinton had a career-best 162 yards receiving on eight catches against Virginia Tech on Nov. 9.
- Hinton's 482 yards over the last four games is the third-most by a Power 5 receiver over that time period.

### NEWMAN SURPASSES 2K PASS YARDS

- QB Jamie Newman became the first Wake Forest quarterback to throw for over 2,000 yards in a season in fewer than eight games.
- Newman threw for 287 yards vs. NC State on Nov. 2 to push his season passing total to 2,059.
- Newman threw for 238 yards vs. Virginia Tech to push his season total to 2,297 yards.

#### Fastest QBs to Throw for 2,000 Yards in a Season

7	Jamie Newman	2019
8	Gary Schofield	1981
8	Mike Elkins	1986
8	Gary Schofield	1982
8	Brian Kuklick	1997

### SURRATT GETS 1K RECEIVING YARDS

- WR Sage Suratt caught four passes for 53 yards vs. Virginia Tech and broke the 1,000-yard ceiling for the season.
- Suratt has 66 receptions for 1,001 yards and 11 touchdowns in 2019.
- Only five Wake Forest players had previously reached 1,000 yards receiving in a season including Chris Givens (1,330 in 2011), Greg Dortch (1,078 in 2018), Ricky Proehl (1,053 in 1989), Kenny Moore (1,011 in 2007) and Wayne Baumgardner (1,000 in 1979).
- Suratt reached the 1,000-yard mark in his ninth game (Virginia Tech), tying him as the fastest in school history to 1K.
- Chris Givens needed nine games to reach 1,000 in 2011.
- In addition, Suratt has 107 receptions in his first 22 games.
- Greg Dortch (2017-18) was the fastest Deacon to reach 100 career receptions in just 14 games.

### HERRON NEARS MILESTONE

- Wake Forest LT Justin Herron is closing in on a school record for most career starts by an offensive lineman.
- Herron arrived in 2014, the same year that head coach Dave Clawson came to Wake Forest.
- After redshirting in 2014, Herron was a starter in 2015, 2016 and 2017 and started the 2018 season-opener before suffering an ACL injury against Tulane.
- Now a grad student, Herron has started 47 games at Wake Forest and can tie the mark this week against Clemson.
- The school record for starts by an offensive lineman is 48 by Steve Vallos (2003-06).

### SURRATT TIES POTW MARK

- WR Sage Suratt earned his fourth ACC Receiver of the Week Award following Wake Forest's 22-20 win over Florida State on Oct. 19.
- Suratt has tied the school record for the most POTW

## ATHLETIC COMMUNICATIONS

Mailing/Shipping Address..... 1 Wellman Way  
 Manchester Athletic Center  
 2nd Floor Pruitt Wing  
 Winston-Salem, NC 27109  
 Phone..... (336) 758-5640  
 Fax ..... (336) 758-5140  
 Website..... GoDeacs.com  
 Associate AD/Ath. Comm. (FB Contact).... Steve Shutt  
 Email ..... shuttsj@wfu.edu  
 Office..... (336) 758-5640  
 Cell ..... (336) 970-7512  
 Administrative Coordinator (Credentials).. Linda Rieck  
 Email ..... riecklc@wfu.edu  
 Director ..... Steve Kirkland  
 Associate Director..... Jay Garneau  
 Assistant Director ..... Grace Bolin  
 Pressbox Phone..... (336) 896-9159

awards in a season.

- The four awards in a season ties him with RB Josh Adams (2007), DB Bill Armstrong (1975), WR Chris Givens (2011), RB James McDougald (1976), RB Michael Ramseur (1982) and PK Sam Swank (2006).
- Suratt, who earned one POTW in 2018, has five in his career.
- The most honored Deacons in school history include QB Riley Skinner with eight awards (2006-09), and Ramseur (1982-85) and Swank (2005-08) with seven each.

### AND SCIBA'S KICK IS GOOD

- PK Nick Sciba has converted 27 straight field goal attempts dating back to the 2018 season.
- His last miss was against Notre Dame on Sept. 22, 2018.
- Sciba finished the 2018 campaign by making his final 11 attempts and has started 2019 by making his first 16 tries.
- Against Florida State on Oct. 19, Sciba tied a school record by making all five attempts.
- He also tied his career-high with 16 points in a game vs. FSU.
- Sciba's five field goals tied the mark set by Wilson Hoyle against North Carolina in 1987 and Mike Green vs. Maryland in 1991.
- Sciba ranks second in the ACC in scoring (9.6 PPG), first in kick scoring, and first with 1.78 field goals per game.
- Sciba is tied for the national lead in field goal accuracy. He is the only FBS kicker who is a perfect 16-of-16 this year.
- Sciba's 27 consecutive field goals made ties the ACC record of 27 set by Marc Primanti of NC State set in 1995-96.
- The NCAA record is 30 by Washington's Chuck Nelson in 1981-82.

### MAGGIO CLOSING SENIOR YEAR STRONG

- P Dom Maggio had one of the best games of his career against Virginia Tech.
- Maggio averaged over 50 yards per punt for just the second time in his career. He had seven punts for a 51.6 average. His career-best is a 52.0 average on seven punts against Duke in 2017.
- Maggio set a career-best with five punts of over 50 yards. He had previously had three games with four punts of 50 or more yards.
- On the season, Maggio is averaging a career-best 46.0 yards per punt and ranks third in the ACC in punt average.
- Maggio was named ACC Specialist of the Week on Nov. 4 after his five punts inside the 20 held NC State to an average starting field position of the 19.
- Maggio now has 68 punts of 50 yards or longer and 90 punts that have finished inside the 20.
- Maggio has averaged 40 or more yards per punt in 37 of 44 career games.
- In 2019, Maggio has averaged 44 or more yards per punt in seven of nine games.



# WAKE FOREST FOOTBALL

## INTERVIEWS & POLICIES

### Weekly Press Conference

Wake Forest's weekly press conference, is held each Tuesday at 11 a.m. in the Rover Room in the Miller Center on campus, beginning with selected players. Lunch will then be served and Dave Clawson will meet with the media at 12:00 p.m. in the Rover Room followed by lunch with the print media. Any specific player requests must be made before noon on Monday. Quotes and video of the press conference will be posted on GoDeacs.com.

### The Dave Clawson Show

Coach Clawson's weekly radio show with the Voice of the Deacons, Stan Cotten, airs on the Wake Forest IMG Sports Network and online from 7-8 p.m. on Wednesdays. The show will be held live on location at Bib's Downtown through Oct. 2 and held at Vin205 in Winston-Salem for all remaining episodes.

### Coach Clawson Interviews

Dave Clawson is available for phone interviews from 1:15 to 3:00 ET on Thursdays by appointment only. Please schedule with the Athletic Communications Office.

### Player Interviews

Players are available at Tuesday's weekly press conference and after practice Tuesday and Wednesday. Phone interviews will be scheduled on an individual basis, contingent on class schedules. Please schedule with the Athletic Communications Office.

## WAKE FOREST IN OVERTIME (4-7)

Date	Opponent	Site	OT	W/L
10/2/98	App. State	H	1	L, 27-30
8/29/02	NIU	A	1	L, 41-42
9/4/04	Clemson	A	2	L, 30-37
10/2/04	NC State	A	1	L, 21-27
9/22/07	Maryland	H	1	W, 31-24
11/1/08	Duke	H	1	W, 33-30
9/26/09	BC	A	1	L, 24-27
11/7/09	GT <sup>(10/11)</sup>	A	1	L, 27-30
9/1/11	Syracuse	A	1	L, 29-36
11/22/14	VT	H	2	W, 6-3
8/31/18	Tulane	A	1	W, 23-17

### COLLEGEPRESSBOX.COM

CollegePressBox.com is the official media website for Division I football. Access and download weekly game notes, quotes, statistics, media guides, headshots, logos and more for each conference and its member schools. Register for access at collegepressbox.com/register.

## SCIBA CONSECUTIVE FIELD GOALS MADE

■ Sophomore PK Nick Sciba's streak of 27 consecutive made field goals is the nation's longest current streak.

Consecutive Field Goals Made, NCAA FBS			
Made	Kicker	Last miss	2019 Made
27	Nick Sciba, Wake Forest	Sept. 22, 2018	16
16	Matt Mercurio, San Jose State	Oct. 4, 2019	19
15	Blake Mazza, Washington St.	Nov. 17, 2018	15

## SCORE BY QUARTERS

- Wake Forest has scored in 32 of 36 quarters of play this season.
- Wake Forest had a scoreless third quarter vs. North Carolina on Sept. 13 and a scoreless third quarter vs. Florida State on Oct. 19.
- The Deacons did not score in the fourth quarter against NC State after building a 44-10 lead nor in the fourth quarter against Virginia Tech.
- Looking back to 2018, the Deacs have scored in 41 of their last 45 quarters.

## THEY SAID IT

■ "(Jamie Newman) is in the hunt, along with A.J. Dillon of Boston College, for ACC Player of the Year."

**Mark Packer, Packer & Durham, Nov. 4, 2019**

■ "Warren Ruggiero is one of the truly innovative offensive coaches in college football right now and you never hear anybody talk about him. Jamie Newman's numbers ... are comparative with anybody in the country."

**David Hale, Packer & Durham, Sept. 29, 2019**

■ "I think Dave Clawson is the most underrated coach in the country."

**Mark Packer, Packer & Durham, Sept. 29, 2019**

■ "Jamie Newman has got to be the surprise player in the league."

**Mark Packer, Packer & Durham, Sept. 29, 2019**

■ "This is the most underrated head coach, maybe in the country, in Dave Clawson."

**Kirk Herbstreit, College GameDay, Sept. 28, 2019**

■ "(Clawson is) in his 20th year as a head coach and he's won at every level. He's won three straight bowl games at Wake, that's tremendous. He's the reason they're winning at Wake."

**Lee Corso, College GameDay, Sept. 28, 2019**

## CARNEY MOVES TO EIGHTH IN CAREER RUSHING

- RB Cade Carney continues his climb up the Wake Forest career rushing chart.
- Carney had 10 carries for 46 yards vs. Virginia Tech to raise his career rushing total to 2,255 yards. Carney started the day in 11th place and passed Josh Adams (2007-10), Larry Hopkins (1971-72) and Josh Harris (2010-13) to move all the way up to eighth.
- Carney enters the Clemson game trailing seventh place Topper Clemons (1982-85) by 124 yards. Clemons had 2,379 career rushing yards.
- Carney went over the 2,000 mark in career rushing yards with 58 yards vs. Boston College and became the 13th Demon Deacon with 2,000 yards.
- Carney rushed for a team-high 105 yards vs. USU, marking his sixth career 100+-yard rushing game.
- Wake Forest is 5-1 in games in which Carney rushes for 100 or more yards.

### Career Rushing Yardage Leaders

1.	Chris Barclay (2002-05)	4,032
7.	Topper Clemons (1982-85)	2,379
8.	<b>Cade Carney (2016-SA)</b>	<b>2,255</b>
9.	John Leach (1990-93)	2,246
10.	Josh Harris (2010-13)	2,230
11.	Josh Adams (2007-10)	2,212
	Larry Hopkins (1970-71)	2,212
13.	Anthony Williams (1988-91)	2,203

## LINEBACKER DEPTH TESTED

- Wake Forest has suffered two season-ending injuries among starting defensive players.
- LB Justin Strnad left the Florida State game (Oct. 19) with a biceps injury that required surgery.
- Strnad was third in the ACC in tackles with 9.9 per game when he was injured. He made 69 tackles in seven games and had started 20 consecutive games for the Deacons at LB.
- Rover Luke Masterson left the Louisville game with an injury that will keep him sidelined for the remainder of the season. Masterson had 19 tackles and three TFLs at the time of his injury.
- Redshirt junior Traveon Redd earned the start at rover the last three games in place of Masterson.
- Ja'Cquez Williams replaced Strnad at linebacker against NC State and Virginia Tech.

## PRONUNCIATION GUIDE

Marquis Alston	mar-KEESE
Justin Bartee	bar-TEE
Carlos Basham	BASH-em
Essang Bassey	EE-sang BASS-ee
Christian Beal-Smith	BEEL
Rondell Bothroyd	BAHTH-royd
Dayton Diemel	DEEM-uhl
Will Drawdy	DRAW-dee
C.J. Elmonus	el-MUH-noose
Isaiah Essissima	eh-SIS-a-muh
Jack Freudenthal	FROOD-en-thal
Drelyn Ford	DRAY-lin
Nasir Greer	nuh-SEAR
Justin Herron	her-RON
Waydale Jones	way-DELL
Goran Jovanovic	joe-VAHN-o-vic
Sulaiman Kamara	SUE-lay-mon
	kuh-MAR-a
Cameron Lischke	LISH-key
Loic Ngassam Nya	low-EEK
	NAH-guh-SOM NYE-uh
Dom Maggio	MAA-gee-oh
Taylor Morin	MORE-in
Je'Vionte' Nash	JAY-vee-on-tay
Loic Nya	low-EEK NYE-a
Traveon Redd	TRAY-vee-on
Jaquarii Roberson	juh-KWAR-ee
	ROW-ber-son
Nick Sciba	SKEE-ba
Justin Strnad	stir-NAD
Taleni Suhren	tuh-LENNY SUR-ren
Sage Surratt	sir-AT
Ja'Sir Taylor	juh-SEAR
Ja'Cquez Williams	juh-KEZ
Peyton Woulard	WOOL-erd

## DEACS IN THE NFL

Player	Team	Exp.
Jessie Bates, III	Cincinnati	2nd
Duke Ejiofor*	Houston	2nd
Phil Haynes*	Seattle	1st
Kevin Johnson	Buffalo	5th
Marquel Lee*	Oakland	3rd
Joe Looney	Dallas	8th
Kyle Wilber	Oakland	8th
John Wolford#	LA Rams	2nd

\* injured reserve # practice squad

# WAKE FOREST FOOTBALL

## **THIRD DOWN SUCCESS**

- Wake Forest is 11th in the nation and first in the ACC in third down conversions through nine games.
- On the year, Wake Forest has converted 78 of 158 attempts for 49.4 percent.
- The school record for conversion success is 45.5 percent (81 of 178) set in 2001.
- The Deacons are 16th in the nation and third in the ACC in third down defense.
- Wake Forest's opponents are converting just 30.9 percent of their third downs this season.
- Wake Forest's best season-long defense against third downs came in 2005 when opponents converted at just a 34.0 percentage.

## **DEFENSE DIGS 3-AND-OUTS**

- Wake Forest's defense is among the top 20 teams in the country at forcing opponents into three plays and a punt.
- Opponents have had 1274 offensive drives this year with 39 resulting in a 3-and-out.
- The defense's 4.33 three-and-outs per game is tied for the 15th-best average in the country.
- The Deacons are forcing opponents to punt after three plays on nearly one third of their drives at 30.7 percent.

## **CAREER STAT NOTABLES**

- Senior CB Essang Bassey surpassed the 200-tackle mark vs. NC State and now has 206 for his career.
- PK Nick Sciba has scored 193 career points in just 22 career games. He already has cracked the top 10 at Wake Forest in career scoring. He ranks eighth in school history.
- QB Jamie Newman's 22 touchdown passes are the third-most in a season by a Demon Deacon.
- As a team, the 2019 Deacons are already the eighth-highest scoring team in school history with 321 points and the eighth-best total offense team with 4,386 yards.

## **DEFENSE ON THE RISE**

- Wake Forest's defense this year has shown marked improvement over 2018.
- Last year, the Deacon defense held just one opponent to fewer than 370 yards of total offense in a game. This year, the Deacons have held four opponents to under 370 yards.
- This year, Wake Forest has held five of its last eight opponents to fewer rushing yards than the opponent had averaged entering the game.
- Wake Forest had six interceptions in 2018. Through nine games in 2019, the Deacs have nine interceptions.
- Redshirt junior DE Carlos "Boogie" Basham is 14th in the nation and second in the ACC in sacks with 7.5.
- Basham ranks fourth in the ACC in tackles for loss with 1.44 per game.
- Cornerback Amari Henderson leads the ACC with four interceptions on the year.
- Henderson is second in the ACC with 13 passes defended while CB Essang Bassey ranks eighth.
- S Nasir Greer is second in the league with three forced fumbles this season.

## **OCTOBER BOWL ELIGIBILITY**

- Wake Forest earned its sixth win of the year with its 22-20 win over Florida State on Oct. 19.
- That marks the second-earliest date in school history in which Wake Forest achieved its sixth win of the season.
- The 2006 team started the year 6-1 and earned win number six with a 25-23 victory at NC State on Oct. 14, 2006.
- The Deacons have reached six wins in October on just three other occasions: Oct. 27, 2007, Oct. 20, 1979, and Oct. 27, 1944.

## **DEACON AERIAL SHOW**

- Wake Forest has the ACC's top two receivers in yards per game in sophomore Sage Surratt and senior Kendall Hinton.
- Surratt leads the ACC with 111.2 receiving yards per game and Hinton is second at 94.1.
- Surratt is second in the ACC in receptions per game at 7.33 while Hinton is third at 7.29.
- Wake Forest's Scotty Washington and Surratt have combined to catch 18 touchdown passes this year with Surratt leading the ACC with 11 and Washington seven.
- Surratt is fifth in the FBS with 11 touchdown catches.
- Only 17 Demon Deacons in school history have caught as many as seven touchdowns in a season.
- There has been just one previous season where more than one player has caught seven touchdowns: in 2017, Greg Dortch (9), Cam Serigne (9), and Tabari Hines (7) each had seven or more touchdown receptions.

## **JAMIE NEWMAN HAS...**

- Started 12 games dating back to last year and thrown for over 200 yards in 11 contests with four 300-yard games and a 400-yard game.
- Thrown a touchdown pass in all 12 starts and multiple TD passes in nine of 12 starts.
- Thrown 31 touchdown passes in his first 12 career starts.
- Set the school record for most passing yards in a season opener with 401 vs. Utah State on Aug. 30.
- Become the first Deacon with over 300 yards passing in each of the first two games of a season since John Wolford in 2015 had 323 yards passing vs. Elon in the season opener and 373 yards at Syracuse in Week 2.

## **JAMIE NEWMAN IS...**

- The ACC leader in total offense yards per game with 324.8 and is ninth in the nation.
- The ACC leader in passing yards per game with 287.1 and ranks ninth in the nation.
- Third in the ACC in passing efficiency with a 153.7 rating. He ranks 24th in the country in passing efficiency.
- Third in the ACC with 22 passing touchdowns and 17th nationally.
- One of only two QBs in the nation with multiple rushing touchdowns and a passing touchdown in a quarter this season. The others are Justin Fields of Ohio State and Jalen Hurts of Oklahoma.
- The first ACC QB with 300 yards passing and three TD passes in each of the first two games of the season since NC State's Philip Rivers in 2003.

## **WAKE FOREST...**

- Is the third-least penalized team in the nation. The Deacons have been flagged just 35 times in nine games. Wake is third in the FBS in fewest penalty yards at 279.
- Is second in the ACC and 13th in the nation in total offense yards per game at 487.3.
- Leads the ACC in passing offense with 314.1 yards per game. The Deacs are 11th in the nation.

## **NOTING SAGE SURRATT**

- Redshirt sophomore WR Sage Surratt set a record by catching a touchdown pass in eight straight games dating back to last season before being held without a TD catch by Florida State. He broke the school record set by Desmond Clark in 1998.
- Surratt has four games of 150 or more receiving yards this season which sets a school record. Surratt had 158 yards vs. Utah State, 169 vs. North Carolina, 196 vs. Louisville and 170 vs. Florida State.
- Surratt also owns the school record for career receiving games of 150 or more yards with five.
- Surratt became the second-fastest Wake Forest player to ever reach 1,000 career receiving yards, passing the mark against Elon on Sept. 21 in his 17th career game.
- Surratt has 1,001 receiving yards this season and

became just the sixth player in school history with 1,000 receiving yards in a season.

## **NCAA ACTIVE CAREER LEADERS**

- PK Nick Sciba is the nation's most accurate career field goal kicker at 92.1 percent (35 of 38).
- RB Cade Carney's 2,255 career rushing yards is 37th nationally among active players.
- P Dom Maggio's 43.2 average is 19th among active players. Maggio's 268 career punts are the second-most nationally and he is the active leader in career yards with 11,583.
- CB Amari Henderson is the nation's career active leader with 47 passes defended (7 interceptions, 40 break-ups). Essang Bassey is third with 46.

## **CLAWSON APPROACHING RECORD TERRITORY**

- Dave Clawson has won 35 games through his first six+ seasons at Wake Forest. He has tied the school record for head coaches with three bowl wins and earned those bowl wins faster than any other Wake Forest head coach.
- Clawson is just two wins shy of the school record for most wins by a head coach in their first six seasons. That mark is 37.
- Clawson has assured that Wake Forest will have a fourth straight winning season for just the third time in school history. Wake Forest last posted five straight winning seasons from 1944-48. The only other stretch with four straight winning seasons was from 1923-26.
- With the Deacons eligible for a fourth straight bowl game it marks a first in school history. The only previous stretch of three straight bowl bids, outside of the current streak, happened in 2006 (2007 Orange Bowl), 2007 (Meineke Car Care Bowl) and 2008 (EagleBank Bowl).
- Clawson's 19 wins at BB&T Field gives him the second-most wins at home of any Wake Forest football coach.
- Clawson's 35 wins rank third in school history. Peahead Walker (1937-50) and Jim Grobe (2001-13) share the school record with 77 career victories.
- This season is Clawson's sixth at Wake Forest, marking his longest tenure at any of his four head coaching stops (5 years at Fordham and BGSU, 4 at Richmond).

## **HARTMAN MAKES FIRST START OF 2019**

- Sophomore QB Sam Hartman made his first start of the 2019 season and led Wake Forest to a 22-20 win over Florida State on Oct. 19.
- Hartman completed 21 of 38 passes for 308 yards.
- It marked Hartman's first start since suffering a broken leg against Syracuse on Nov. 3, 2018.
- Hartman has played in two games this season and can make 2019 his redshirt season if he appears in four games or fewer.
- Hartman made his first appearance of the season against Louisville on Oct. 12 and completed nine of 15 passes for 172 yards and two touchdowns while also rushing for a score.
- The Deacons scored on all three drives engineered by Hartman during a 28-point fourth quarter against UL.

## **A PAIR OF 300'S**

- It had never happened in Wake Forest football history but has now occurred in back to back seasons.
- Wake Forest had never had two QBs each throw for 300 or more yards in the same season.
- In 2018, Sam Hartman threw for 378 yards in his collegiate debut against Tulane. Jamie Newman threw for 328 yards vs. Memphis in the Birmingham Bowl.
- In 2019, Newman has eclipsed 300 yards on three occasions including 401 yards vs. Utah State in the season opener. Hartman threw for 308 yards vs. Florida State on Oct. 19.

# WAKE FOREST FOOTBALL

## NON-CONFERENCE WINNING STREAK

- Wake Forest's win over Elon marked the Deacons' sixth straight non-conference win.
- Under Dave Clawson, the Deacons have gone 20-7 in non-conference games including a 12-3 record at home.
- Since the start of the 2016 season, Wake Forest is 16-3 against non-conference opponents. Two of the losses were to No. 8 Notre Dame in 2018 and No. 3 Notre Dame in 2017.

## STREAKIN' DEACONS

- PK Nick Sciba has made 27 straight field goal attempts, dating back to Sept. 22, 2018.
- Sciba has made all 88 of his career PAT attempts.
- QB Jamie Newman has a touchdown pass in 12 straight games.

Consecutive Games Throwing a TD Pass	
12	Jamie Newman (last 4 of 2018, first 7 of 2019)
11	Brian Kuklick, 1997 (last 2 of 1996, all 9 games in 1997, missed last 2 with injury)
9	Gary Schofield (last 7 of 1981, first 2 of 1982)
8	Jay Venuto (first 8 games of 1979)

## THOSE TOTAL OFFENSE YARDS

- Wake Forest had a streak of 10 straight games in which it compiled 400 or more yards of total offense come to a close when the Deacs were held to 301 yards by Virginia Tech. The 10-game streak is a school record.
- The Deacons racked up over 500 yards of total offense in four straight games dating from Duke in 2018 through Rice in 2019, tying the school record for consecutive games over 500 yards. The streak included the 2018 bowl win over Memphis and the regular season finale vs. Duke, as well as the Utah State and Rice games in 2019.
- The Deacons had 517 yards vs. Duke and 529 vs. Memphis to close the 2018 season and started 2019 with 596 vs. Utah State and 513 at Rice.
- Wake Forest has 48 all-time games of 500 or more total offense yards and 15 games (31 percent) since Dave Clawson became head coach prior to the 2014 season.

## RETURNING 1,000-YARD RUSHERS

- Cade Carney in 2018 became Wake's first 1,000-yard rusher since Chris Barclay in 2005.
- Carney, who finished the season with 1,005 yards rushing, is one of just three returning 1,000-yard rushers in the ACC this fall. The others are Boston College's A.J. Dillon (1,108) and Clemson's Travis Etienne (1,658).

## RUSHING IMPROVEMENT

- Wake Forest and Miami (Ohio) are the only schools which have seen their rushing yards per game average increase in each of the last four years. Wake Forest is the only Power 5 school to do so.

	Wake	Miami (OH)
2014	39.9	97.6
2015	105.2	129.7
2016	145.8	136.3
2017	188.9	145.9
2018	213.7	159.8

- Wake Forest, Miami (Ohio) and Penn State are the only schools that have seen their national rank improve in rushing yards per game in each of the last four seasons.

	Wake	Miami (OH)	Penn St
2014	124	119	117
2015	122	109	105
2016	101	107	66
2017	37	88	59
2018	26	76	29

## ONE SCORE GAMES

- Wake Forest, under Dave Clawson, has posted a record of 18-12 in one-score games (eight points or fewer).
- The Deacons have a winning record in one-score games in each of the past three seasons.
- 2019: 4-1
- 2018: 3-1
- 2017: 3-2
- 2016: 4-2
- 2015: 2-4
- 2014: 2-2
- Total: 18-12

## FAST OFFENSE-2018

- Wake Forest had the nation's fourth-fastest offense in 2018.
- The Deacons ran the third-most plays in FBS last year.

Team	Plays	Snap every:
Houston	1010	19.3 seconds
UCF	986	20.1 seconds
New Mexico St	891	20.3 seconds
Wake Forest	1067	20.6 seconds
Oklahoma St	1011	21.2 seconds

## PERMANENT CAPTAINS

- Wake Forest has five permanent season-long captains for 2019: TE Jack Freudenthal, OT Justin Herron, RB Cade Carney, CB Essang Bassey and LB Justin Strnad.
- Carney served as a captain in 2018 as well.

## EXCEEDING EXPECTATIONS

- In five seasons under Dave Clawson, Wake Forest has exceeded expectations based on the ACC preseason poll. In each year, Wake's final finish was higher than the predicted finish.

Year	Prediction	Actual
2014	7th	T-6th
2015	7th	6th
2016	7th	T-4th
2017	5th	T-3rd
2018	6th	T-5th
2019	6th	TBD

## BOWL SUCCESS

- Wake Forest is tied for second in the nation in consecutive bowl wins among Power 5 teams.
- Wake Forest, Northwestern, and Oklahoma State have all won three consecutive bowl games, while Wisconsin leads all Power 5 teams with five straight.

## BOWL STREAKS

- Wake Forest has won a bowl game in three consecutive seasons. In 2016, the Deacons topped Temple 34-26 in the Military Bowl. Following the 2017 season, Wake Forest defeated Texas A&M 55-52 in the Belk Bowl. Last year, the Deacons won the Birmingham Bowl with a 37-34 win over Memphis.
- Wake Forest is the only ACC school to have won a bowl game in each of the last three years.

## FRIDAY NIGHT LIGHTS

- Wake Forest played each of its first three games of the 2019 season on a Friday. The Deacons opened the season at BB&T Field on Aug. 30, traveled to Rice on Sept. 6 and hosted North Carolina on Sept. 13.
- Wake Forest's last Friday game prior to 2019 was a 55-52 win over Texas A&M in the 2017 Belk Bowl. The last regular season Friday game the Deacons played was at Boston College on Sept. 6, 2013.
- The last time Wake Forest played three Friday games in a season was 1946 with contests at Boston College, Georgetown and Chattanooga.
- Wake Forest's first Saturday game of the year was its Homecoming game with Elon at BB&T Field on Sept. 21.

## NEWMAN SHINES DOWN THE STRETCH

- In 2018, Wake Forest QB Jamie Newman appeared in six games, starting the final four.
- On the year, he completed 59.3 percent of his passes (86 of 145) with nine touchdowns and five interceptions.
- However, in his four starts, Newman completed 61.1 percent of his passes (77 of 126) with nine touchdowns and just three interceptions.
- In addition, Newman carried 52 times for 177 yards with three touchdowns.

## TANGERINE BOWL ANNIVERSARY

- The 2019 season marks the 40th anniversary of Wake Forest's historic 1979 Tangerine Bowl team. That season, the Demon Deacons beat three ranked opponents in No. 12 Georgia, No. 14 North Carolina and No. 13 Auburn.
- Under head coach John Mackovic, the Deacons went 8-4 overall and 4-2 in the ACC for a second place finish. Wake Forest went on to face LSU in the Tangerine Bowl, falling 34-10.

## THE BIG FOUR RIVALRY

- In 2019, Wake Forest is hosting the other Big Four opponents at home for the first time since 1921. The Deacons defeated North Carolina 24-18 on Sept. 13, and NC State 44-10 on Nov. 2. Duke will visit BB&T Field on Nov. 23.
- This marks the first time that the other three Big Four opponents will visit Winston-Salem in the same season.
- Wake Forest's Sept. 13 game with North Carolina was a non-conference game.

## THE LAST TIME THE DEACONS HOSTED THE BIG 4

- The last time Duke, North Carolina and NC State visited the Demon Deacons was 98 years ago in 1921 in Wake Forest, N.C.
- What else happened in 1921?
- Warren G. Harding became president following Woodrow Wilson and signed a joint congressional resolution declaring an end to World War I.
- The first baseball game was broadcast on the radio on KDKA in Pittsburgh.
- The Tomb of the Unknowns was dedicated at Arlington National Cemetery.
- Born that year: Carol Channing, Nancy Reagan, Charles Bronson, Rodney Dangerfield, and John Glenn.

## Wake Forest in the Rankings

	AP	Coaches	CFP*
Preseason	--	--	NP
Week 2	--	--	NP
Week 3	--	RV	NP
Week 4	RV	RV	NP
Week 5	RV	24	NP
Week 6	22	20	NP
Week 7	19	17	NP
Week 8	RV	RV	NP
Week 9	25	23	NP
Week 10	23	22	NP
Week 11	22	20	19
Week 12	RV	RV	TBA



# WAKE FOREST FOOTBALL

## WAKE FOREST - CLEMSON SERIES

### WAKE FOREST VS. RANKED FOES

- Wake Forest enters Saturday's game with No. 3 Clemson with an all-time record of 24-137-1 against Top 25 teams.
- Under Dave Clawson, the Deacons have gone 3-6 in their last nine meetings with ranked opponents.
- Those wins are over No. 23 Temple in the 2016 Military Bowl, No. 19 NC State in 2017 and No. 14 NC State in 2018.
- Wake Forest is 1-42 vs. Top 5 teams all-time with a 19-6 win at No. 4 Tennessee on Oct. 26, 1946.
- The Deacons are 10-81 all-time in Top 25 road games. The last road win was at NC State in 2018. The Deacs had lost 14 straight prior to that, dating back to a 12-3 win at Florida State in 2008.
- Wake Forest is 2-27 against ranked Clemson teams with an 18-15 win vs. No. 25 Clemson in 1992 and a 13-6 win at No. 16 Clemson on Dec. 1, 1945.
- Wake Forest is 1-14 when playing a ranked Clemson team on the road.

### COMMON OPPONENTS

- Wake Forest and Clemson share five common opponents this season. The Tigers and Demon Deacons have each posted wins over North Carolina, Florida State, Boston College and NC State. Clemson defeated Louisville 45-10 on Oct. 19 while the Deacons dropped a 62-59 decision to the Cardinals on Oct. 12.

### WF - CLEMSON CONNECTIONS

- Wake Forest LB coach Brad Sherrod and Clemson special teams coordinator/tight ends coach Danny Pearman were both on the coaching staff at Duke in 2007.
- The Deacons' special teams coordinator/tight ends coach Wayne Lineburg was the running backs coach at Richmond in 2012 and 2013 where Clemson QB coach Brandon Streeter served as the offensive coordinator and QB coach.
- Wake Forest redshirt freshman DB Zion Keith and Clemson sophomore DE Xavier Thomas were teammates at Wilson HS in Florence in the 2016 season before Thomas played his senior year at IMG Academy in Florida.
- Wake Forest redshirt freshman DL Ja'Corey Johns and freshman DL Isaiah Chaney were teammates at Cartersville, Ga. High in 2016 with Clemson sophomore QB Trevor Lawrence as the Purple Hurricanes won a state championship in 2016.
- Clemson redshirt freshman DE K.J. Henry is a West Forsyth HS graduate and his father, Keith Henry, is a former assistant football coach at Wake Forest.
- Pittsburgh Central Catholic High is the alma mater of both Wake Forest redshirt freshman LB Jack Rielly and Clemson LS Patrick Phibbs.
- Wake Forest WR Davis Johnson and OL Tyler Watson are graduates of Milton, Ga. High as is Clemson freshman DB Joseph Charleston.
- Wake Forest DB Keegan Good and Clemson OL Sean Pollard were teammates at Southern Pines' Pinecrest High School.
- Wake Forest sophomore PK Nick Sciba and Clemson redshirt junior DE Tristan Walliser are both graduates of Clover, S.C. High School.

### THIS DATE IN DEACON HISTORY (4-9)

**Nov. 16, 1996:** Wake Forest ended a seven-game losing streak and extended Duke's to 10 straight with a thrilling come-from-behind 17-16 win the final home game of 1996. The Deacons trailed 16-3 before rallying in the fourth quarter. QB Brian Kuklick converted three fourth-down plays with passes to Desmond Clark before Clark caught a 13-yard scoring pass to cut the margin to six. The Deacons started their game-winning drive on their own 11 as Kuklick completed seven of nine passes and was aided by a pair of pass interference calls. Wake Forest tied the game on a 3-yard pass from Kuklick to Clark before freshman Matt Burdick converted the PAT for a 17-16 lead. Duke missed a 49-yard field goal in the closing seconds.

**Nov. 16, 1963:** Wake Forest snapped an 18-game losing streak with a 20-19 win over South Carolina in Winston-Salem. Wake Forest trailed 19-7 at the half but closed the margin in the third quarter on a 16-yard scoring run by Brian Piccolo. The Deacons knotted the game at 19 when QB Karl Sweetan ran it in from four yards out. Piccolo's PAT put the Deacons ahead 20-19. Piccolo carried 21 times for 140 yards vs. the Gamecocks.

**Nov. 16, 1912:** A last minute schedule change forced Wake Forest to schedule a prep school and the Deacons had little trouble in defeating Horner Military School 49-0 in Wake Forest. The Deacons scored eight touchdowns and every man on the team "who was in good condition" played. Horner had two first downs in the game with one of them coming when they completed a pass. Wake Forest did nothing but throw forward passes in the second quarter and "One after another were pulled off successfully," according to the Richmond Times Dispatch. Horner supplemented its roster with "several old state college stars."

### CLOSE TO HOME

- Wake Forest has 21 players on its roster whose hometowns are approximately 90 minutes or less from Winston-Salem:
- |                      |                    |
|----------------------|--------------------|
| Christian Beal-Smith | Winston-Salem, NC  |
| Cade Carney          | Advance, NC        |
| Spencer Clapp        | Gibsonville, NC    |
| Keegan Good          | Pinehurst, NC      |
| Donavon Greene       | Mt. Airy, NC       |
| Nolan Groulx         | Cornelius, NC      |
| Sam Hartman          | Cornelius, NC      |
| Amari Henderson      | Charlotte, NC      |
| Kendall Hinton       | Durham, NC         |
| Cameron Lischke      | Kernersville, NC   |
| Courtney McKinney    | Biscoe, NC         |
| Chase Monroe         | Huntersville, NC   |
| Jamie Newman         | Graham, NC         |
| Joey Ray             | Pilot Mountain, NC |
| Traveon Redd         | Martinsville, VA   |
| Alec Rowan           | Indian Trail, NC   |
| Talen Suhren         | Charlotte, NC      |
| Sage Surratt         | Denver, NC         |
| Tyric Swennie        | Durham, NC         |
| Noah Turner          | Burlington, NC     |
| Blake Whiteheart     | Winston-Salem, NC  |

### SERIES HISTORY

**Overall:** Clemson leads, 66-17-1  
**All Games at WFU:** 10-24-1  
**Games at BB&T Field:** 6-20-1  
**All Games at Clemson:** 7-38  
**Games at Memorial Stadium:** 7-33  
**All Neutral Site Games:** 0-4  
**Dave Clawson vs. Clemson:** 0-5  
**Dabo Swinney vs. WFU:** 10-0  
**Last WFU Win:** 12-7 (10/9/08), at BB&T Field  
**Last CU Win:** 63-3 (10/6/18), at BB&T Field  
**Last WFU win at Clemson:** 29-19 (9/26/98)  
**Last CU win at WFU:** 63-3 (10/6/18)  
**Current Streak:** Clemson, 10  
**Longest WFU Streak:** 6 (1942-47)  
**Longest CU Streak:** 15 (1977-91)

#### Last 10 Meetings

Date	WFU	Clemson	Score
10/6/2018	L	H	3-63
10/7/2017	L	A	14-28
11/19/2016	L	H	13-35
11/21/2015	L	A	13-33
11/6/2014	L	H	20-34
9/28/2013	L	A	7-56
10/25/2012	L	H	13-42
11/12/2011	L	A	28-31
11/20/2010	L	H	10-30
10/17/2009	L	A	3-38

### HEAD-TO-HEAD COMPARISON

Wake Forest			Clemson	
Stat	NCAA	Category	NCAA	Stat
35.7	25	Scoring Offense	5	45.3
173.2	51	Rushing Offense	8	269.8
314.1	11	Passing Offense	33	276.0
487.3	13	Total Offense	2	545.8
25.9	56	Scoring Defense	3	11.5
164.0	72	Rushing Defense	23	114.3
243.8	90	Pass Defense	2	137.2
407.8	76	Total Defense	4	251.5
0.78	13	Turnover Margin	10	0.90
227	19	First Downs	1	265
182	49	Opp. First Downs	3	124
49.4	11	3rd Down Conv.	37	43.7
30.9	16	Opp. 3rd Down Conv.	6	28.3
2.22	59	Sacks By	20	3.10
1.44	26	Sacks Against	4	0.7
35	3	Penalties	76	59
38.9	50	Net Punting	34	39.9
7.7	67	Punt Return Avg.	102	5.1
20.4	69	Kickoff Returns	63	20.9
23.7	111	Kickoff Coverage	14	17.4
30.21	54	Time of Possession	49	30:44
89.1	35	Red Zone Offense	45	87.0
87.5	104	Red Zone Defense	10	70.0

# WAKE FOREST FOOTBALL

## LAST MEETING WITH CLEMSON



### GAME 6 CLEMSON 63, WAKE FOREST 3 OCTOBER 6, 2018 BB&T FIELD (31,608)

**WINSTON-SALEM, N.C.** — Wake Forest couldn't keep up with No. 4 Clemson as the Tigers defeated the Demon Deacons 63-3 in front of 31,608 fans at BB&T Field.

Wake Forest (3-3, 0-2 ACC) held Clemson (6-0, 3-0 ACC) to just a touchdown in the first quarter but the Tigers scored 21 in the second quarter and held the Deacons from gaining any ground.

Clemson struck first with a 59-yard rushing touchdown from Travis Etienne midway through the first quarter. Etienne added a 3-yard rushing touchdown early in the second quarter as Clemson extended its lead to 14-0.

Clemson quarterback Trevor Lawrence added two touchdown passes in the first half with the Tigers leading 28-0 at halftime. Etienne had another big run of 70-yards to start the second half.

A promising drive for Wake Forest resulted in a field goal during the third quarter. Quarterback Kendall Hinton replaced Sam Hartman and rushed for 53-yards but was tripped up at the Clemson 9-yard line.

Leading 35-3, Adam Choice and Lyn-J Dixon for the Tigers had rushing touchdowns over 60-yards. Chase Brice passed for a Clemson touchdown and Dixon rushed for another score in the fourth as Clemson won 63-3.

Scoring	1	2	3	4	Total
Clemson	7	21	21	14	63
Wake Forest	0	0	3	0	3

#### 1st Quarter

CU - Etienne 59 yd run (Huegel kick), 6:25

#### 2nd Quarter

CU - Etienne 3 yd run (Huegel kick), 13:16

CU - Ross 55 yd pass from Lawrence (Huegel kick), 9:53

CU - Higgins 20 yd pass from Lawrence (Huegel kick), 0:30

#### 3rd Quarter

CU - Etienne 70 yd run (Huegel kick), 13:45

WF - Sciba 25 yd field goal, 8:22

CU - Choice 64 yd run (Huegel kick), 4:41

CU - Dixon 65 yd run (Huegel kick), 2:21

#### 4th Quarter

CU - Overton 2 yd pass from Brice (Potter kick), 10:08

CU - Dixon 52 yd run (Potter kick), 0:48

	CU	WF
FIRST DOWNS	22	11
RUSHES-YARDS (NET)	40-471	51-175
PASSING YDS (NET)	227	74
Passes Comp-Att-Int	25-30-0	7-27-1
TOTAL OFFENSE PLAYS-YARDS	70-698	78-248
Fumble Returns-Yards	0-0	0-0
Punt Returns-Yards	4-17	5-19
Kickoff Returns-Yards	0-0	1-25
Interception Returns-Yards	1-0	0-0
Punts (Number-Avg)	7-42.3	12-41.3
Fumbles-Lost	1-1	1-0
Penalties-Yards	3-28	5-55
Possession Time	29:42	30:18
Third-Down Conversions	5 of 15	5 of 21
Fourth-Down Conversions	1 of 1	0 of 2
Red-Zone Scores-Chances	3-3	1-2
Sacks By: Number-Yards	3-24	2-13

**RUSHING:** CU - Etienne 10-167; Dixon 10-163; Choice 10-128; Lawrence 6-5; Feaster 3-4; Batson 1-4. WF - Hinton 11-92; Beal-Smith 8-44; Colburn 12-27; Carney 6-18; Drawdy 5-7; Dortch 1-minus 5; Hartman 8-minus 8.

**PASSING:** CU - Lawrence 20-25-175-2-0; Brice 4-4-50-1-0; Renfrow 1-1-2-0-0. WF - Hartman 7-20-74-0-1; Hinton 0-5-0-0-0; Considine 0-2-0-0-0

**RECEIVING:** CU - Ross 5-74; Higgins 5-55; Renfrow 2-21; Rodgers 2-9; Swinney 2-7; Overton 2-5; Chase 2-6; Dixon 1-41; Thompson 1-5; Williams 1-4; Choice 1-3; Galloway 1-minus 2. WF - Dortch 3-37; Freudenthal 3-31; Bachman 1-6.



# WAKE FOREST FOOTBALL

## Dave CLAWSON

Head Coach

6th Year

Williams ■ 1989



In just five short years, Wake Forest head coach Dave Clawson has done what none of his predecessors could do: Win 28 games in those first five seasons.

In addition, Clawson has tied the school record for the most bowl victories in a career by a Wake Forest head coach. The Demon Deacons enter the 2019 campaign riding a streak of three straight bowl wins. Clawson earned his three bowl wins faster than any other Wake Forest coach in history.

Among those 28 wins were a number of critical victories including wins over No. 23 Temple in the 2016 Military Bowl and a win over SEC member Texas A&M in the 2017 Belk Bowl. A 37-34 Birmingham Bowl victory over Memphis in 2018 marked the first time in school history that Wake Forest won a bowl game in three consecutive seasons.

Moving his teams into the postseason is nothing new for Clawson.

Clawson, who started his head coaching career at Fordham in 1999, took the Rams to a 10-3 record in his fourth year in The Bronx and a berth in the Football Championship Subdivision playoffs. Clawson started at Richmond in 2004 and had the Spiders at 11-3 and in the FCS semifinals in year four. At Bowling Green, Clawson's fourth season produced an 8-5 record and a berth in the Military Bowl. And year four at Wake Forest was no less magical with the Deacons sitting at 8-5 following a thrilling 55-52 win over Texas A&M in the Belk Bowl in 2017.

For five seasons with the Demon Deacons, Clawson has preached strong defense and patience on offense. Year four brought an avalanche of offense as his group of attackers, thrown into the fire in 2014 as youngsters, matured into a tenacious group that set school records for scoring and total offense. In the last two seasons, Wake Forest has set over 200 offensive records.

The 2017 and 2018 seasons were the most prolific offensive seasons in school history. The Deacons set school records for points scored, total offensive yards, first downs and a host of other marks.

In 2018, Wake Forest boasted a 1,000-yard rusher in Cade Carney and a 1,000-yard receiver in Greg Dortch, marking the first time since 1979 a Deacon team had accomplished that feat.

The Demon Deacons set 105 records in 2017, tied another 15 marks, and became one of the nation's most efficient and productive offenses. Wake Forest set major records for points scored in a season, obliterating the record by 97. The offense set new marks for total offense yards in a game and in a season, yards per carry, most touchdowns scored and most touchdown passes in a season. The defense set a record with 106 tackles for loss.

But two records stand out: Wake Forest had 11 players selected for 12 All-ACC positions, and as a team, the Deacons beat six bowl teams in 2017.

The 2018 season marked Wake Forest's third consecutive bowl invitation despite breaking in two first-year starting quarterbacks. Clawson maintained a steady hand at the controls as the Demon Deacons navigated a dozen season-ending injuries to win four of the last six games of the season including the Jared Birmingham Bowl.

The 2016 season marked year three in a career that has steadily shown vast improvement in year three. During his time at Fordham, Richmond and Bowling Green, Clawson's year three teams averaged six wins. He exceeded that mark with seven victories in 2016.

With the 2016 addition of McCreary Field House, Wake Forest's state-of-the-art indoor practice facility, and the construction of the Sutton Sports Performance Center, which marks yet another technologically advanced facility, Clawson and the Deacons are clearly on a roll.

On December 10, 2013, Clawson became the 32nd head football coach in Wake Forest University history. The head coach at Bowling Green State University from 2009 through

2013, Clawson led the Falcons to the 2013 Mid-American Conference championship with a 47-27 win over No. 16 Northern Illinois.

Clawson joined the Demon Deacons after five seasons as the head coach at BGSU in Bowling Green, Ohio. He built the Falcons to be explosive both offensively and defensively. The 2013 Bowling Green team ranked 29th in the nation in total offense and tenth in total defense. In 2012, BGSU was ranked sixth in the nation in total defense and 10th nationally in scoring defense, yielding just 16.8 points per game. The Falcons were one of only two non-power conference teams to rank in the top 30 statistically in both total offense and total defense in 2013.

Bowling Green's 2013 team went 10-3 overall under Clawson and won the MAC East title with a 7-1 record. The Falcons received a bid to the Little Caesar's Bowl in Detroit. It marked the third bowl appearance in five seasons for Clawson's team.

In his 19 years as a head coach, Clawson has delivered a conference championship at each of his first three stops. Prior to the 2013 Mid-American Conference title at Bowling Green, Clawson helped Richmond to a pair of Colonial Athletic Association titles in 2005 and 2007. His first championship as a head coach came in 2002 when he led Fordham to the Patriot League title.

He has also earned numerous Coach of the Year awards. He was the Patriot League Coach of the Year in 2001 and 2002 and was awarded the 2005 Atlantic 10 Coach of the Year award in just his second year in the league. The 2007 CAA Coach of the Year award marked his fourth conference Coach of the Year honor in his first nine years as a head coach.

A 1989 graduate of Williams College in Massachusetts, Clawson earned a degree in political economy. A native of Youngstown, N.Y., Clawson was a defensive back for Williams and went on to serve as a graduate assistant coach at Albany in 1989 and 1990. He moved to Buffalo for the 1991 and 1992 seasons, tutoring the secondary his first year and the quarterbacks and running backs his second.

Following the 1998 season, Clawson became the nation's youngest Division I head coach when he was named head coach at Fordham. Inheriting a team that had won just 22 games in the previous 10 years, Clawson turned the Rams into the Patriot League champions in his fourth season. He was the Patriot League Coach of the Year in both 2001 and 2002. Clawson helped the Rams to the 2002 FCS Playoffs where they defeated fourth seed Northeastern in the opening round before falling to Villanova.

Clawson was named the head coach at Richmond prior to the 2004 season. He guided the Spiders to the biggest two-year turnaround in school history, improving from 3-8 in 2004 to 9-4 in 2005. In 2007, his final year with the Spiders, Clawson guided Richmond to an 11-3 record, the Colonial South title and the FCS national semifinals.

He left Richmond in 2008 to replace David Cutcliffe as the offensive coordinator under Phillip Fulmer at Tennessee. Following that season, Clawson was named the head coach at Bowling Green in time for the 2009 season.

Clawson and his wife, Catherine, are the parents of two children, Courtney and Eric.



### THE DAVE CLAWSON FILE

#### BORN

- August 16, 1967 in Youngstown, New York

#### FAMILY

- Wife — Catherine
- Children — Courtney and Eric

#### EDUCATION

- Williams College — 1989  
B.A. in Political Economy
- SUNY Albany — 1992  
M.A. in Liberal Studies

#### PLAYING HISTORY

- Williams College — 1985-88  
Three-year starter at defensive back  
Also played basketball

#### COACHING HONORS

- 2007 CAA Coach of the Year
- 2005 I-AA.org National Coach of the Year
- 2005 Atlantic 10 Coach of the Year
- 2002 Schutt Sports/American Football Monthly National I-AA Coach of the Year
- 2001 & 2002 Patriot League Coach of the Year

#### CHAMPIONSHIPS AS A HEAD COACH

- 2013 MAC Championship (Bowling Green)
- 2007 CAA Championship (Richmond)
- 2005 Atlantic-10 Championship (Richmond)
- 2002 Patriot League Championship (Fordham)

#### AS A HEAD COACH

Year	School	Record	Conf	Post.
2019	Wake Forest	7-2	3-2	
2018	Wake Forest	7-6	3-5	Birmingham
2017	Wake Forest	8-5	4-4	Belk
2016	Wake Forest	7-6	3-5	Military
2015	Wake Forest	3-9	1-7	
2014	Wake Forest	3-9	1-7	
2013	Bowling Green	10-3	7-1	Lil'Caesars
2012	Bowling Green	8-5	6-2	Military
2011	Bowling Green	5-7	3-5	
2010	Bowling Green	2-10	1-7	
2009	Bowling Green	7-6	6-2	Humanitarian
2007	Richmond	11-3	7-1	FCS Semi
2006	Richmond	6-5	3-5	
2005	Richmond	9-4	7-1	FCS QF
2004	Richmond	3-8	2-6	
2003	Fordham	9-3	4-3	
2002	Fordham	10-3	6-1	FCS QF
2001	Fordham	7-4	5-2	
2000	Fordham	3-8	1-5	
1999	Fordham	0-11	0-6	

#### Career

At Fordham	29-29	16-17
At Richmond	29-20	19-13
At Bowling Green	32-31	23-17
At Wake Forest	35-37	15-30

#### AS AN ASSISTANT COACH

Year	School	Record	Conf	Bowl
2008	Tennessee	5-7	3-5	
1998	Villanova	6-5		
1997	Villanova	12-1		
1996	Villanova	8-4	6-2	
1995	Lehigh	8-3	5-0	
1994	Lehigh	5-5-1	3-2	
1993	Lehigh	7-4	4-1	
1992	Buffalo	4-6		
1991	Buffalo	3-7		
1990	Albany	5-4		
1989	Albany	3-7		

#### CHAMPIONSHIPS AS AN ASSISTANT COACH

- 1997 Atlantic 10 Championship (Villanova)
- 1995 Patriot League Championship (Lehigh)
- 1993 Patriot League Championship (Lehigh)

# WAKE FOREST FOOTBALL

## DEMON DEACON DEPTH CHART

Updated on Nov. 11 2019

### START CHART

Offense	2019	Strk	Car
Herron (OL)	9	9	47
Benzinger (OL)	9	35	36
Washington (WR)	8	--	26
Carney (RB)	7	6	25
Gilliam (OL)	9	22	25
Freudenthal (TE)	9	22	24
Surratt (WR)	9	12	18
Newman (QB)	8	2	12
Hinton (WR)	7	7	11
Hartman (QB)	1	--	10
Tom (OL)	9	9	10
Maginn (OL)	9	9	9
Claude (WR)	2	1	3
Beal-Smith (RB)	2	--	2
Roberson (WR)	1	--	2

Defense	2019	Strk	Car
Bassey (DB)	9	35	37
Henderson (DB)	9	10	37
Basham (DL)	9	13	22
Strnad (LB)	7	--	20
Masterson (DB)	6	--	15
Smenda (LB)	9	9	9
Greer (DB)	8	7	8
D. Taylor (LB)	-	--	7
J. Taylor (DB)	-	-	6
Bothroyd (DL)	6	--	6
Redd (S)	5	3	6
Johns (DL)	6	3	6
T. Williams (DL)	5	5	6
J. Williams (LB)	2	2	5
Rucker (S)	5	5	5
Kamara (DL)	5	5	5
Bergan (DL)	4	--	4
Davis (DB)	3	--	3
Francis (DL)	1	--	1

Specialists	2019	Strk	Car
Maggio (P)	9	44	46
Diemel (LS)	9	41	41
Sciba (K)	9	22	22

#### Most Career Starts (Active)

Herron (OL)	47
Maggio (P)	46
Diemel (LS)	41
Henderson (DB)	37
Bassey (DB)	37
Benzinger (OL)	36
Washington (WR)	26
Carney (RB)	25
Gilliam (OL)	25
Freudenthal (TE)	24

#### Longest Streaks (Active)

Maggio (P)	44
Diemel (LS)	41
Bassey (DB)	35
Benzinger (OL)	35
Freudenthal (TE)	22
Gilliam (OL)	22
Sciba (PK)	22
Strnad (LB)	20

### OFFENSE

QB	12	Jamie Newman	6-4	230	R-Jr.
	10	Sam Hartman	6-1	200	So.
RB	36	Cade Carney	5-11	215	Sr.
	26	Christian Beal-Smith	5-10	190	R-So.
	25	Kenneth Walker, III	5-10	200	Fr.
WR	80	Waydale Jones	6-4	200	R-So.
	89	A.T. Perry	6-5	190	R-Fr.
WR	2	Kendall Hinton	6-0	195	R-Sr.
	82	Jaquarii Roberson	6-1	180	R-So.
WR	5	Steven Claude	6-2	200	R-Sr.
	24	Donavon Greene	6-2	200	Fr.
TE	86	Jack Freudenthal	6-3	235	R-Sr.
	23	Brandon Chapman	6-5	255	R-Jr.
	85	Blake Whiteheart	6-4	240	R-Fr.
LT	75	Justin Herron	6-5	290	Grad.
	56	Spencer Clapp	6-6	290	R-So.
LG	79	Sean Maginn	6-3	290	R-So.
OR	59	Loic Ngassam Nya	6-3	300	R-So.
C	50	Zach Tom	6-4	290	R-So.
	55	Michael Jurgens	6-4	290	R-Fr.
RG	71	Nathan Gilliam	6-5	300	R-Sr.
	60	Taleni Suhren	6-5	285	R-Jr.
RT	73	Jake Benzinger	6-7	295	R-Sr.
	53	Je'Vionte' Nash	6-3	295	R-Jr.

### DEFENSE

DE	9	Carlos Basham, Jr.	6-5	275	R-Jr.
	97	Royce Francis	6-3	260	R-Fr.
	13	Manny Walker	6-4	250	R-Jr.
NT	90	Sulaiman Kamara	6-2	290	R-Jr.
	95	Dion Bergan, Jr.	6-1	290	So.
	92	Adam Winter	6-3	260	R-So.
DT	72	Tyler Williams	6-1	290	R-So.
	40	Rondell Bothroyd	6-4	280	R-Fr.
	91	Michael Allen	6-5	275	R-So.
DE	41	Ja'Corey Johns	6-4	245	R-Fr.
	15	Shamar McCollum	6-4	235	Fr.
	13	Manny Walker	6-4	250	R-Jr.
BUCK	30	Ja'Cquez Williams	6-2	220	R-Jr.
	48	Chase Jones	6-1	225	Fr.
MIKE	45	Ryan Smenda, Jr.	6-2	235	So.
	58	Chase Monroe	6-2	225	R-So.
ROV	17	Traveon Redd	6-0	195	R-Jr.
	10	Kenneth Dicks, III	6-0	200	R-Fr.
CB	4	Amari Henderson	6-1	180	R-Sr.
	6	Ja'Sir Taylor	5-10	190	Jr.
	27	Tyriq Hardimon	6-0	195	R-So.
FS	18	Trey Rucker	6-1	195	Fr.
	20	Coby Davis	5-11	200	R-So.
	39	Keegan Good	6-0	200	R-Jr.
SS	3	Nasir Greer	6-0	200	So.
	28	Zion Keith	6-1	180	R-Fr.
CB	21	Essang Bassey	5-10	190	Sr.
	37	Isaiah Essissima	5-10	185	Fr.

### SPECIALISTS

PK/KO	4	Nick Sciba	5-9	190	So.
	88	Zach Murphy	6-0	185	R-So.
P	8	Dom Maggio	6-3	190	Sr.
	88	Zach Murphy	6-0	185	R-So.
H	8	Dom Maggio	6-3	190	Sr.
	88	Zach Murphy	6-0	185	R-So.
PR	2	Kendall Hinton	6-0	195	R-Sr.
	14	Sage Surratt	6-3	215	R-So.
KR	2	Kendall Hinton	6-0	195	R-Sr.
	25	Kenneth Walker, III	5-10	200	Fr.
LS	52	Dayton Diemel	5-10	230	Sr.
	61	Noah Turner	6-0	225	R-Fr.

# WAKE FOREST FOOTBALL

## 2019 HONORS AND AWARDS

### Award Watch Lists

Carlos "Boogie" Basham, Jr.

- Ted Hendricks Award

Essang Bassey

- Jim Thorpe Award semifinalist
- Bronko Nagurski Award
- Senior Bowl

Cade Carney

- Doak Walker Award
- Wuerffel Trophy
- Campbell Trophy nominee

Dayton Diemel

- Patrick Mannelly Award

Jack Freudenthal

- John Mackey Tight End

Justin Herron

- Outland Trophy
- Senior Bowl
- Mayo Clinic Comeback Player of the Year

Amari Henderson

- Senior Bowl

Dom Maggio

- Ray Guy Award

Jamie Newman

- Manning Award
- Maxwell Award

Nick Sciba

- Lou Groza Award

Justin Strnad

- Bednarik Award
- Butkus Award
- Senior Bowl

Sage Surratt

- Biletnikoff Award

Scotty Washington

- Biletnikoff Award
- Senior Bowl

Dave Clawson

- Bear Bryant Award

### ACC Players of the Week

Carlos "Boogie" Basham, Jr.

- Defensive Line, Sept. 16

Jamie Newman

- Quarterback, Sept. 3

Nasir Greer

- Defensive Back, Sept. 16

Dom Maggio

- Specialist, Nov. 4

Nick Sciba

- Specialist, Oct. 21

Sage Surratt

- Wide Receiver, Sept. 3
- Wide Receiver, Sept. 16
- Wide Receiver, Oct. 14
- Wide Receiver, Oct. 21

Scotty Washington

- Wide Receiver, Sept. 9

### National Award Players of the Week

Justin Herron

- Mayo Clinic Comeback Player, Oct. 22

Dom Maggio

- Ray Guy's 8, Oct. 21

Nick Sciba

- Lou Groza Star of the Week, Oct. 21
- Lou Groza Star of the Week, Nov. 4

## 2019 RECORDS BROKEN AND TIED

### Team Records

Most total offense plays, game	105	Utah State
Most third downs converted, game	17	Boston College
Most third down conversion atts, game	24	Utah State & Boston College
Most consecutive games scoring 37+ pts	4	2018-19
Most consecutive 500-yard total off gms	4	2018-19 (tied)
Most consecutive 400-yard total off gms	10	2018-19
Most touchdown passes in a game	6	Elon
Most points scored, quarter	28	Louisville (tied)
Most point scored, 4 <sup>th</sup> quarter	28	Louisville
Longest drive by plays	20	Boston College (tied)
Most first downs	40	Louisville
Most consecutive wins	7	2018-19

### Individual Records

Most pass attempts, season opener	47	Jamie Newman, Utah State
Most completions, season opener	34	Jamie Newman, Utah State
Most passing yards, season opener	401	Jamie Newman, Utah State
Longest run from scrimmage	96	Kenneth Walker, III at Rice
Most consecutive field goals made	27	Nick Sciba (active) (ties ACC record)
Most yards receiving, first half	157	Sage Surratt, North Carolina
Most consecutive games, 300 yards passing	3	Jamie Newman, 2018-19 (tied)
Most consecutive games with a touchdown pass	12	Jamie Newman, 2018-19 (active)
Most touchdown passes, game	5	Jamie Newman, Elon, 2019 (tied)
Consecutive games with touchdown reception	8	Sage Surratt, 2018-19
Fewest games to 1,000 season passing yards	4	Jamie Newman, 2019 (tied)
Most seasons with a touchdown scored	5	Kendall Hinton, 2015-19
Most games with 150 or more receiving yards, season	4	Sage Surratt
Most games with 150 or more receiving yards, career	5	Sage Surratt
Most touchdown receptions by a TE, game	3	Jack Freudenthal, NC State (tied)

### Stadium Records

Most points scored	59	Louisville
Most touchdown passes	6	Elon
Most receiving yards	196	Sage Surratt, Louisville
Longest KOR	100	Hassan Hall, Louisville
Most PATs	8	Nick Sciba, Louisville
Most total offense yards	668	vs Louisville



# WAKE FOREST FOOTBALL

## WAKE FOREST NUMERICAL ROSTER

NO.	NAME	POS.	HT.	WT.	YR.	HOMETOWN/HIGH SCHOOL
2	Kendall Hinton	WR	6-0	195	R-Sr.	Durham, NC/Southern Durham
3	Nasir Greer	DB	6-0	200	So.	Rex, GA/Stockbridge
4	Amari Henderson	DB	6-1	180	R-Sr.	Charlotte, NC/Mallard Creek
4	Nick Sciba	PK	5-9	190	So.	Clover, SC/Clover
5	Steve Claude	WR	6-2	200	R-Sr.	Miami, FL/Champagnat Catholic
6	Ja'Sir Taylor	DB	5-10	190	Jr.	Asbury Park, NJ/Brick Township
7	Scotty Washington	WR	6-5	225	R-Sr.	Washington, D.C./St. John's
8	Dom Maggio	P/PK	6-3	190	Sr.	Monkton, MD/The Boys' Latin School
9	Carlos Basham, Jr.	DL	6-5	275	R-Jr.	Roanoke, VA/Northside
10	Kenneth Dicks, III	DB	6-0	200	R-Fr.	Cumming, GA/Lambert
10	Sam Hartman	QB	6-1	200	So.	Cornelius, NC/Oceanside Collegiate (SC)
11	Davis Johnson	WR	5-11	180	R-Jr.	Alpharetta, GA/Milton
12	Luke Masterson	DB	6-2	220	R-Jr.	Naples, FL/Gulf Coast
12	Jamie Newman	QB	6-4	245	R-Jr.	Graham, NC/Graham
13	Tayvon Bowers	QB	6-1	200	R-So.	Harrisburg, PA/Bishop McDevitt
13	Manny Walker	DL	6-4	250	R-Jr.	Holly Hill, SC/Lake Marion
14	Sage Surratt	WR	6-3	215	R-So.	Lincolnton NC/Lincolnton
15	Michael Kern	QB	6-2	175	Fr.	Orlando, FL/Lake Nona
15	Shamar McCollum	DL	6-4	235	Fr.	Hamer, SC/Dillon
17	Leo Kelly	QB	6-3	235	Fr.	Monkton, MD/St. Paul's
17	Traveon Redd	DB	6-0	195	R-Jr.	Martinsville, VA/Magna Vista
18	Trey Rucker	DB	6-1	195	Fr.	Fairfax, VA/Flint Hill School
20	Coby Davis	DB	5-11	200	R-So.	Upper Marlboro, MD/Maret School
20	Cameron Hite	TE	6-3	235	Fr.	Greeneville, TN/Greeneville
21	Essang Bassey	DB	5-10	190	Sr.	Columbus, GA/Columbus
21	Isaiah Isaac	WR	5-10	175	R-Fr.	Buford, GA/Buford
22	Nolan Groulx	WR	6-0	190	Fr.	Cornelius, NC/Hough
22	A.J. Williams	DB	5-11	185	Fr.	Bamberg, SC/Bamberg-Ehrhardt
23	Brandon Chapman	TE	6-5	255	R-Jr.	Grove City, OH/Grove City
23	Justin Strnad	LB	6-3	235	R-Sr.	Palm Harbor, FL/East Lake
24	Donavon Greene	WR	6-2	200	Fr.	Mount Airy, NC/Mount Airy
25	M.J. Alston, Jr.	DB	6-0	200	R-Fr.	Smyrna, GA/Harrison
25	Kenneth Walker, III	RB	5-10	200	Fr.	Arlington, TN/Arlington
26	Justin Bartee	DB	5-10	205	R-Jr.	Vienna, VA/Oakton
26	Christian Beal-Smith	RB	5-10	190	R-So.	Winston-Salem, NC/East Forsyth
27	Kendrell Flowers	RB	6-0	205	Fr.	Columbia, SC/Irmo
27	Tyriq Hardimon	DB	6-0	195	R-So.	Marietta, GA/Lassiter
28	Zion Keith	DB	6-1	180	R-Fr.	Florence, SC/Wilson
28	Courtney McKinney	RB	6-1	215	R-Fr.	Biscoe, NC/East Montgomery
29	DeAndre' Delaney	RB	6-3	205	R-Jr.	Morristown, TN/Morristown West
30	Ja'Cquez Williams	LB	6-2	220	R-Jr.	Hinesville, GA/Liberty County
32	Jarrett Brown	WR	6-0	150	Fr.	Flower Mound, TX/Marcus
32	Jeff Burley	LB	6-2	230	R-So.	Jackson, GA/Jackson
34	Will Drawdy	RB	6-0	200	R-So.	Easley, SC/Easley
34	Zach Ranson	DB	6-2	205	Fr.	Snellville, GA/St. Pius X Catholic
35	J.D. Kavel	WR	6-2	200	Fr.	Johns Creek, GA/Wesleyan
36	Jarrett Alston, Jr.	DB	5-8	170	Fr.	Temple Hills, MD/St. John's College HS
36	Cade Carney	RB	5-11	215	Sr.	Advance, NC/Davidson Day
37	Isaiah Essissima	DB	5-10	185	Fr.	Houston, TX/Fort Bend Hightower
38	Peyton Woulard	DB	6-1	190	R-Fr.	Suwanee, GA/Collins Hill
39	Keegan Good	DB	6-0	200	R-Jr.	Pinehurst, NC/Pinecrest
40	Rondell Bothroyd	DL	6-4	280	R-Fr.	Willington, CT/E.O. Smith
40	Connor Hebbeler	TE	6-2	245	R-So.	Franklin Lakes, NJ/Bergen Catholic
41	Ja'Corey Johns	DL	6-4	245	R-Fr.	Cartersville, GA/Cartersville
42	Jaylen Hudson	LB	6-3	230	Fr.	Fayetteville, NC/Cape Fear
42	Joey Ray	DB	5-9	195	R-Fr.	Pilot Mountain, NC/East Surry
43	Anthony D'Angelo	DB	5-6	185	R-Fr.	Medfield, MA/St. Mark's School
44	Justin Williams	DL	6-2	275	Fr.	Seffner, FL/Armwood
45	Ryan Smenda, Jr.	LB	6-2	235	So.	Orange Park, FL/Fleming Island
46	D.J. Taylor	LB	6-1	235	Jr.	Belvidere, TN/Huntland
48	Jack Connelly	TE	6-6	215	Fr.	Palos Verdes, CA/Chadwick
48	Chase Jones	LB	6-1	225	Fr.	Warren, NJ/St. Peter's Prep
49	Alec Rowan	TE	6-3	215	R-Fr.	Indian Trail, NC/Metrolina Christian
50	Jack Rielly	LB	5-10	195	R-So.	Pittsburgh, PA/Central Catholic
50	Zach Tom	OL	6-4	290	R-So.	Prairieville, LA/Catholic
51	Will Smart	DL	6-4	260	Fr.	Milford, NJ/Delbarton School
52	Dayton Diemel	LS	5-10	230	Sr.	Hudson, WI/Hudson
53	Je'Vionte' Nash	OL	6-3	295	R-Jr.	Orange Park, FL/Oak Leaf

## POSITIONAL BREAKDOWN

### QUARTERBACKS (5)

13	Tayvon Bowers	R-So.
10	Sam Hartman	So.
17	Leo Kelly	Fr.
15	Michael Kern	Fr.
12	Jamie Newman	R-Jr.

### RUNNING BACKS (7)

26	Christian Beal-Smith	R-So.
36	Cade Carney	Sr.
29	DeAndre' Delaney	R-Jr.
34	Will Drawdy	R-So.
27	Kendrell Flowers	Fr.
28	Courtney McKinney	R-Fr.
25	Kenneth Walker, III	Fr.

### TIGHT ENDS (8)

23	Brandon Chapman	R-Jr.
48	Jack Connelly	Fr.
84	Drelyn Ford	Fr.
86	Jack Freudenthal	R-Sr.
40	Connor Hebbeler	R-So.
20	Cameron Hite	Fr.
49	Alec Rowan	Fr.
85	Blake Whiteheart	Fr.

### WIDE RECEIVERS (17)

32	Jarrett Brown	Fr.
87	Teddy Centofanti	R-Fr.
5	Steve Claude	R-Sr.
81	Ian Driscoll	R-So.
88	Andy Elkins, Jr.	Fr.
24	Donavon Greene	Fr.
22	Nolan Groulx	Fr.
2	Kendall Hinton	R-Sr.
21	Isaiah Isaac	R-Fr.
11	Davis Johnson	R-So.
80	Waydale Jones	R-So.
35	J.D. Kavel	Fr.
83	Taylor Morin	Fr.
89	A.T. Perry	R-Fr.
82	Jaquarii Roberson	R-So.
14	Sage Surratt	R-So.
7	Scotty Washington	R-Sr.

### OFFENSIVE LINE (18)

73	Jake Benzinger	R-Sr.
56	Spencer Clapp	R-So.
77	Michael Edwards	R-Fr.
70	C.J. Elmonus	Fr.
71	Nathan Gilliam	R-Sr.
62	DeVonte Gordon	Fr.
78	Orlando Heggs, II	R-Fr.
75	Justin Herron	R-Sr.
66	Goran Jovanovic	R-So.
55	Michael Jurgens	R-Fr.
79	Sean Maginn	R-So.
53	Je'Vionte' Nash	R-Jr.
59	Loic Ngassam Nya	R-So.
76	Allan Rappleyea	R-So.
60	Taleni Suhren	R-Jr.
50	Zach Tom	R-So.
67	Trey Turner	R-Fr.
58	Tyler Watson	R-Jr.

# WAKE FOREST FOOTBALL

## POSITIONAL BREAKDOWN

### DEFENSIVE LINE (15)

91	Michael Allen	R-So.
9	Carlos Basham, Jr.	R-Jr.
95	Dion Bergan, Jr.	So.
40	Rondell Bothroyd	R-Fr.
93	Isaiah Chaney	Fr.
97	Royce Francis	R-Fr.
41	JaCorey Johns	R-Fr.
90	Sulaiman Kamara	R-Jr.
15	Shamar McCollum	Fr.
51	Will Smart	Fr.
99	Tyric Swennie	Fr.
13	Manny Walker	R-Jr.
44	Justin Williams	Fr.
72	Tyler Williams	R-So.
92	Adam Winter	R-So.

### LINEBACKERS (11)

32	Jeff Burley	R-So.
54	Jaylen Hudson	Fr.
41	JaCorey Johns	R-Fr.
48	Chase Jones	Fr.
58	Chase Monroe	R-So.
34	Zach Ranson	Fr.
50	Jack Rielly	R-So.
45	Ryan Smenda, Jr.	So.
23	Justin Strnad	R-Sr.
46	D.J. Taylor	Jr.
30	Ja'Cquez Williams	R-Jr.

### DEFENSIVE BACKS (19)

36	Jarrett Alston, Jr.	Fr.
25	Marquis Alston, Jr.	R-Fr.
26	Justin Bartee	R-Jr.
21	Essang Bassey	Sr.
43	Anthony D'Angelo	R-Fr.
20	Coby Davis	R-So.
10	Kenneth Dicks, III	R-Fr.
37	Isaiah Essissima	Fr.
39	Keegan Good	R-So.
3	Nasir Greer	So.
27	Tyriq Hardimon	R-So.
4	Amari Henderson	R-Sr.
28	Zion Keith	R-Fr.
12	Luke Masterson	R-Jr.
42	Joey Ray	R-Fr.
17	Traveon Redd	R-Jr.
18	Trey Rucker	Fr.
6	Ja'Sir Taylor	Jr.
38	Peyton Woulard	R-Fr.

### PLACEKICKERS (5)

94	Tony Benish	Fr.
98	Cameron Lischke	R-Fr.
96	Ivan Mora	Fr.
88	Zach Murphy	R-So.
4	Nick Sciba	So.

### PUNTERS (1)

8	Dom Maggio	Jr.
---	------------	-----

### LONG SNAPPER (2)

52	Dayton Diemel	Sr.
61	Noah Turner	R-Fr.

NO.	NAME	POS.	HT.	WT.	YR.	HOMETOWN/HIGH SCHOOL
55	Michael Jurgens	OL	6-4	290	R-Fr.	Gaithersburg, MD/Damascus
56	Spencer Clapp	OL	6-6	290	R-So.	Gibsonville, NC/Eastern Guilford
58	Chase Monroe	LB	6-2	225	R-So.	Huntersville, NC/Davidson Day
58	Tyler Watson	OL	6-5	280	R-Jr.	Roswell, GA/Milton
59	Loic Ngassam Nya	OL	6-3	300	R-So.	Silver Spring, MD/Springbrook
60	Talen Suhren	OL	6-5	285	R-Jr.	Charlotte, NC/Ardrey Kell
61	Noah Turner	LS	6-0	225	R-Fr.	Burlington, NC/Western Alamance
62	DeVonte Gordon	OL	6-5	295	Fr.	Washington, D.C./The Maret School
66	Goran Jovanovic	OL	6-4	295	R-So.	Ashburn, VA/Paul VI Catholic
67	Trey Turner	OL	6-3	265	R-Fr.	Peachtree City, GA/Woodward Academy
70	C.J. Elmonus	OL	6-7	285	Fr.	Fairview, NC/A.C. Reynolds
71	Nathan Gilliam	OL	6-5	300	R-Sr.	Knoxville, TN/Farragut
72	Tyler Williams	DL	6-1	290	R-So.	West Palm Beach, FL/Oxbridge Academy
73	Jake Benzinger	OL	6-7	295	R-Sr.	Williamstown, MA/Mt. Greylock
75	Justin Herron	OL	6-5	290	Grad.	Silver Spring, MD/Bullis
76	Allan Rappleyea	OL	6-5	290	R-So.	Millbrook, NY/Milton Academy (MA)
77	Mike Edwards	OL	6-6	330	R-Fr.	Hope Mills, NC/South View
78	Orlando Heggs, II	OL	6-3	295	R-Fr.	Jacksonville, FL/The Bolles School
79	Sean Maginn	OL	6-3	290	R-So.	Suwanee, GA/North Gwinnett
80	Waydale Jones	WR	6-4	200	R-So.	Beeville, TX/A.C. Jones
81	Ian Driscoll	WR	5-10	170	R-So.	Garden City, NY/Holderness School
82	Jaquarii Roberson	WR	6-1	180	R-So.	Murfreesboro, NC/Hertford County
83	Taylor Morin	WR	5-10	175	Fr.	Centreville, VA/Westfield
84	Drelyn Ford	TE	6-3	215	Fr.	Franklin, VA/Franklin
85	Blake Whiteheart	TE	6-4	240	R-Fr.	Winston-Salem, NC/Mt. Tabor
86	Jack Freudenthal	TE	6-3	235	R-Sr.	Richmond, VA/Trinity Episcopal
87	Teddy Centofanti	WR	5-11	180	R-Fr.	Winchester, MA/Winchester
88	Andy Elkins	WR	6-1	195	Fr.	Cambridge, MA/Buckingham Browne & Nichols
88	Zach Murphy	PK/P	6-0	185	R-So.	Raleigh, NC/Ravenscroft
89	A.T. Perry	WR	6-5	190	R-Fr.	Lake Worth, FL/Park Vista Community
90	Sulaiman Kamara	DL	6-2	290	R-Jr.	Richmond, VA/Hermitage
91	Mike Allen	DL	6-5	275	R-So.	Sugar Hill, GA/Lanier
92	Adam Winter	DL	6-3	260	R-So.	St. Louis, MO/De Smet Jesuit
93	Isaiah Chaney	DL	6-4	255	Fr.	Cartersville, GA/Cartersville
94	Tony Benish	PK	5-8	155	Fr.	Lisle, IL/Benet Academy
95	Dion Bergan, Jr.	DL	6-1	290	So.	Kissimmee, FL/Osceola
96	Ivan Mora	P/PK	6-0	170	Fr.	Dalton, GA/Dalton
97	Royce Francis	DL	6-3	260	R-Fr.	Powder Springs, GA/Allatoona
98	Cameron Lischke	PK	6-0	185	R-Fr.	Kernersville, NC/East Forsyth
99	Tyric Swennie	DL	6-0	265	R-Fr.	Durham, NC/Northern Durham

## WAKE FOREST FOOTBALL STAFF

Position	Name	Alma Mater	Year at Wake
Head Coach	Dave Clawson	Williams, 1989	6th
Associate HC/Wide Receivers	Kevin Higgins	West Chester, 1977	6th
Assistant HC/Defensive Line	Dave Cohen	C.W. Post, 1988	6th
Offensive Coordinator/QB	Warren Ruggiero^	Delaware, 1988	6th
Defensive Coordinator/S	Lyle Hemphill^	Ursinus, 2002	3rd
Special Teams Coordinator/TE	Wayne Lineburg	Virginia, 1996	3rd
Running Backs	John Hunter	Bowling Green, 1988	6th
Offensive Line	Nick Tabacca	Ball State, 2004	6th
Outside Linebackers	Brad Sherrad	Duke, 1993	3rd
Cornerbacks	Ryan Crawford	Davidson, 2001	2nd
Inside Linebackers	Tyler Santucci	Stony Brook, 2010	3rd
Special Teams Analyst	Alex Bayer	Bowling Green, 2013	1st
Defensive Analyst	Jim Hoffer	Cornell, 1979	1st
Offensive Analyst	Alex Stadler	Liberty, 2011	1st
Graduate Assistant (Off.)	C.J. McGorisk^	Coastal Carolina, 2014	1st
Graduate Assistant (Off.)	Trevor Mendelson^	Marshall, 2015	2nd
Graduate Assistant (Def.)	Bryant Gross-Armiento^	Wake Forest, 2017	6th*
Graduate Assistant (Def.)	Kyle Perkins	Notre Dame College, 2016	2nd
Defensive Quality Control Coach	Quincy Casimir	Miami, 2016	1st
Assistant AD, Football / Director, Football Operations	Jordan Jarry	Georgetown, 2004	6th
Assistant Director, Football Operations	Ben Baker	Central Michigan, 2013	4th
Director, Player Personnel/Recruiting	Greg Jones	Bucknell, 2010	4th*
Associate Director, Recruiting	Chris Coulter	Florida State, 2012	4th
Director, Football Video Technology	Ben Cauthen	South Carolina, 2007	6th
Assistant Director, Football Video/Operations	Dylan Stevens	Western Carolina, 2018	3rd
Recruiting Assistant - Personnel Defense	Montel Hardy	Bradley, 2013	3rd
Recruiting Assistant - Personnel Offense	Russ Kieselhorst	Wisconsin-Parkside, 2014	1st
On-Campus Recruiting Coordinator	Nicole Walton	Florida, 2017	1st

^ seated in pressbox during games

\* includes seasons as either a graduate assistant and/or student-athlete

# WAKE FOREST FOOTBALL

## 2019 STATISTICS

Team Statistics	WF	OPP
SCORING	321	233
Points Per Game	35.7	25.9
Points Off Turnovers	68	20
FIRST DOWNS	227	182
Rushing	84	71
Passing	124	100
Penalty	19	11
RUSHING YARDAGE	1559	1476
Yards gained rushing	1722	1687
Yards lost rushing	163	211
Rushing Attempts	398	348
Average Per Rush	3.9	4.2
Average Per Game	173.2	164.0
TDs Rushing	14	12
PASSING YARDAGE	2827	2194
Comp-Att-Int	219-345-7	181-299-9
Average Per Pass	8.2	7.3
Average Per Catch	12.9	12.1
Average Per Game	314.1	243.8
TDs Passing	25	17
TOTAL OFFENSE	4386	3670
Total Plays	743	647
Average Per Play	5.9	5.7
Average Per Game	487.3	407.8
KICK RETURNS: #-Yards	12-245	24-569
PUNT RETURNS: #-Yards	22-170	13-205
INT RETURNS: #-Yards	9-4	7-17
KICK RETURN AVERAGE	20.4	23.7
PUNT RETURN AVERAGE	7.7	15.8
INT RETURN AVERAGE	0.4	2.4
FUMBLES-LOST	11-2	15-7
PENALTIES-Yards	35-279	58-494
Average Per Game	31.0	54.9
PUNTS-Yards	52-2390	59-2566
Average Per Punt	46.0	43.5
Net punt average	38.9	39.9
KICKOFFS-Yards	60-3300	46-2684
Average Per Kick	55.0	58.3
Net kick average	39.3	40.5
TIME OF POSSESSION/Game	30:22	29:38
3RD-DOWN Conversions	78/158	42/136
3rd-Down Pct	49%	31%
4TH-DOWN Conversions	5/10	13/19
4th-Down Pct	50%	68%
SACKS BY-Yards	20-99	13-91
MISC YARDS	0	0
TOUCHDOWNS SCORED	39	30
FIELD GOALS-ATTEMPTS	16-16	8-9
ON-SIDE KICKS	1-4	0-1
RED-ZONE SCORES	(41-46) 89%	(28-32) 88%
RED-ZONE TOUCHDOWNS	(26-46) 57%	(21-32) 66%
PAT-ATTEMPTS	(39-39) 100%	(27-27) 100%
ATTENDANCE	164866	122551
Games/Avg Per Game	6/27478	3/40850
Neutral Site Games		0/0

Score by Quarters	1st	2nd	3rd	4th	OT	Total
WF	92	92	68	69	0	321
Opponents	52	68	41	72	0	233



# WAKE FOREST FOOTBALL

## 2019 INDIVIDUAL STATISTICS

Rushing	gp	att	gain	loss	net	avg	td	lg	avg/g
Carney, C	7	109	444	15	429	3.9	3	27	61.3
Walker, K	9	57	412	18	394	6.9	3	96	43.8
Newman, J	8	110	408	107	301	2.7	5	50	37.6
Beal-Smith, C	8	66	305	8	297	4.5	2	25	37.1
Delaney, D	9	19	57	6	51	2.7	0	12	5.7
Hartman, S	2	17	48	1	47	2.8	1	9	23.5
Kern, M	2	5	24	0	24	4.8	0	9	12.0
McKinney, C	4	6	19	0	19	3.2	0	10	4.8
Drawdy, W	3	2	4	0	4	2.0	0	2	1.3
Hinton, K	7	1	1	0	1	1.0	0	1	0.1
Bowers, T	3	1	0	3	-3	-3.0	0	0	-1.0
TEAM	6	5	0	5	-5	-1.0	0	0	-0.8
Total	9	398	1722	163	1559	3.9	14	96	173.2
Opponents	9	348	1687	211	1476	4.2	12	59	164.0

Passing	gp	effic	comp-att-int	pct	yds	td	lg	avg/g
Newman, J	8	153.74	182-282-7	64.5	2297	22	70	287.1
Hartman, S	2	145.13	30-53-0	56.6	480	2	51	240.0
Kern, M	2	161.11	7-9-0	77.8	50	1	17	25.0
Bowers, T	3	0.00	0-1-0	0.0	0	0	0	0.0
Total	9	152.16	219-345-7	63.5	2827	25	70	314.1
Opponents	9	134.92	181-299-9	60.5	2194	17	56	243.8

Receiving	gp	no.	yds	avg	td	lg	avg/g
Surratt, S	9	66	1001	15.2	11	70	111.2
Hinton, K	7	51	659	12.9	1	45	94.1
Washington, S	8	35	607	17.3	7	59	75.9
Freudenthal, J	9	24	204	8.5	4	34	22.7
Claude, S	9	11	100	9.1	0	20	11.1
Chapman, B	9	8	75	9.4	0	22	8.3
Beal-Smith, C	8	6	25	4.2	0	12	3.1
Roberson, J	6	5	71	14.2	1	34	11.8
Carney, C	7	5	20	4.0	0	6	2.9
Perry, AT	5	3	34	11.3	1	17	6.8
Walker, K	9	2	15	7.5	0	15	1.7
Jones, W	4	2	15	7.5	0	8	3.8
Isaac, I	2	1	1	1.0	0	1	0.5
Total	9	219	2827	12.9	25	70	314.1
Opponents	9	181	2194	12.1	17	56	243.8

Scoring	td	fg	PAT				pts
			kick	rush	rcv	pass	
Sciba, N	-	16-16	38-38	-	-	-	86
Surratt, S	11	-	-	-	-	-	66
Washington, S	7	-	-	-	-	-	42
Newman, J	5	-	-	-	-	-	30
Freudenthal, J	4	-	-	-	-	-	24
Walker, K	3	-	-	-	-	-	18
Carney, C	3	-	-	-	-	-	18
Beal-Smith, C	2	-	-	-	-	-	12
Hinton, K	1	-	-	-	-	-	6
Hartman, S	1	-	-	-	-	-	6
Perry, AT	1	-	-	-	-	-	6
Roberson, J	1	-	-	-	-	-	6
Murphy, Z	-	-	1-1	-	-	-	1
Total	39	16-16	39-39	-	-	-	321
Opponents	30	8-9	27-27	-	1	1-3	233

Punt Returns	no.	yds	avg	td	lg
Surratt, S	11	91	8.3	0	25
Hinton, K	8	50	6.2	0	15
Taylor, J	2	25	12.5	0	25
Claude, S	1	4	4.0	0	0
Total	22	170	7.7	0	25
Opponents	13	205	15.8	0	50

Interceptions	no.	yds	avg	td	lg
Henderson, A	4	3	0.8	0	2
Bassey, E	1	1	1.0	0	1
Rucker, T	1	0	0.0	0	0
Monroe, C	1	0	0.0	0	0
Greer, N	1	0	0.0	0	0
Strnad, J	1	0	0.0	0	0
Total	9	4	0.4	0	2
Opponents	7	17	2.4	0	7

Kick Returns	no.	yds	avg	td	lg
Beal-Smith, C	7	125	17.9	0	25
Walker, K	3	66	22.0	0	23
Hinton, K	2	54	27.0	0	39
Total	12	245	20.4	0	39
Opponents	24	569	23.7	1	100

Fumble Returns	no.	yds	avg	td	lg
Redd, T	1	35	35.0	0	35
Bassey, E	1	4	4.0	0	4
Total	2	39	19.5	0	35
Opponents	1	2	2.0	0	2

Total Offense	g	plays	rush	pass	total	av
Newman, J	8	392	301	2297	2598	32
Hartman, S	2	70	47	480	527	26
Carney, C	7	109	429	0	429	6
Walker, K	9	57	394	0	394	4
Beal-Smith, C	8	66	297	0	297	3
Kern, M	2	14	24	50	74	3
Delaney, D	9	19	51	0	51	
McKinney, C	4	6	19	0	19	
Drawdy, W	3	2	4	0	4	
Hinton, K	7	1	1	0	1	
Bowers, T	3	2	-3	0	-3	-
TEAM	6	5	-5	0	-5	-
Total	9	743	1559	2827	4386	48
Opponents	9	647	1476	2194	3670	40

Field Goals	fg	pct.	01-19	20-29	30-39	40-49	50-59	lg	blk
Sciba, N	16-16	100.0	0-0	12-12	3-3	1-1	0-0	40	0

FG Sequence	WF	Opponents
Utah State	(21)	-
Rice	(26),(23)	-
North Carolina	(32)	(49)
Elon	-	-
Boston College	(22),(22)	(22)
Louisville	(34)	(32),(36)
Florida State	(21),(25),(25),(27),(25)	50
NC State	(25),(34),(26)	(40)
Virginia Tech	(40)	(35),(32),(35)

Punting	no.	yds	avg	lg	tb	fc	l20	50+
Maggio, D	51	2344	46.0	63	8	10	19	18
Murphy, Z	1	46	46.0	46	0	0	1	0
Total	52	2390	46.0	63	8	10	20	18
Opponents	59	2566	43.5	61	2	21	15	13

Kickoffs	no.	yds	avg	tb	ob	retn	net
Sciba, N	59	3260	55.3	15	3		
Murphy, Z	1	40	40.0	0	0		
Total	60	3300	55.0	15	3	23.7	39.3
Opponents	46	2684	58.3	23	1	20.4	40.5

Numbers in (parentheses) indicate field goal was made.

# WAKE FOREST FOOTBALL

## 2019 STATISTICS

All Purpose	g	rush	rcv	pr	kr	ir	total	avg/g
Surratt, S	9	0	1001	91	0	0	1092	121.3
Hinton, K	7	1	659	50	54	0	764	109.1
Washington, S	8	0	607	0	0	0	607	75.9
Walker, K	9	394	15	0	66	0	475	52.8
Carney, C	7	429	20	0	0	0	449	64.1
Beal-Smith, C	8	297	25	0	125	0	447	55.9
Newman, J	8	301	0	0	0	0	301	37.6
Freudenthal, J	9	0	204	0	0	0	204	22.7
Claude, S	9	0	100	4	0	0	104	11.6
Chapman, B	9	0	75	0	0	0	75	8.3
Roberson, J	6	0	71	0	0	0	71	11.8
Delaney, D	9	51	0	0	0	0	51	5.7
Hartman, S	2	47	0	0	0	0	47	23.5
Perry, AT	5	0	34	0	0	0	34	6.8
Taylor, J	9	0	0	25	0	0	25	2.8
Kern, M	2	24	0	0	0	0	24	12.0
McKinney, C	4	19	0	0	0	0	19	4.8
Jones, W	4	0	15	0	0	0	15	3.8
Drawdy, W	3	4	0	0	0	0	4	1.3
Henderson, A	9	0	0	0	0	3	3	0.3
Isaac, I	2	0	1	0	0	0	1	0.5
Bassey, E	9	0	0	0	0	1	1	0.1
Bowers, T	3	-3	0	0	0	0	-3	-1.0
TEAM	6	-5	0	0	0	0	-5	-0.8
Total	9	1559	2827	170	245	4	4805	533.9
Opponents	9	1476	2194	205	569	17	4461	495.7

## 2019 DEFENSIVE STATISTICS

##	Defensive Leaders	gp	Tackles				Sacks	Pass defense				Fumbles		blk
			ua	a	tot	tfl/yds		no-yds	int-yds	brup	qbh	rcv-yds	ff	
23	Justin Strnad	7	38	31	69	5.5-25	2.0-18		1-0	4	1			
3	Nasir Greer	9	37	20	57				1-0	3			3	
45	Ryan Smenda, Jr.	9	19	30	49	4.0-10	1.0-5			3	2	1-0		
9	Carlos Basham, Jr.	9	18	22	40	13.0-42	7.5-31			1	11		2	
41	Ja'Corey Johns	9	20	18	38	7.5-31	2.5-19				2			
18	Trey Rucker	9	24	14	38	1.0-5			1-0					
21	Essang Bassey	9	27	11	38	0.5-1			1-1	7		1-4		
30	Ja'Cquez Williams	9	20	17	37	2.0-8	1.5-8			1			1	
4	Amari Henderson	9	24	7	31	1.0-2			4-3	9				
17	Traveon Redd	9	16	15	31	3.0-8	1.5-4			1	2	1-35		
40	Rondell Bothroyd	9	13	13	26	3.0-8	0.5-2				6	1-0		
12	Luke Masterson	6	11	8	19	3.0-11	1.0-7			3	2	1-0		
90	Suliaman Kamara	9	7	12	19	1.5-4					1	1-0		
6	Ja'Sir Taylor	9	14	3	17	1.0-2				1				
72	Tyler Williams	6	11	6	17	4.0-8								
58	Chase Monroe	7	7	8	15	0.5-1			1-0				1	
95	Dion Bergan, Jr.	9	6	8	14	2.0-7	0.5-3							
20	Coby Davis	7	9	4	13	1.0-1				1	1			
15	Shamar McCollum	9	5	8	13	3.5-4	2.0-2				1			
97	Royce Francis	8	3	8	11	1.5-2								
29	DeAndre' Delaney	9	5	3	8								1	
48	Chase Jones	3	3	5	8					1				
37	Isaiah Essissima	8	4	1	5									
39	Keegan Good	9	1	3	4									
86	Jack Freudenthal	9	2	2	4									
92	Adam Winter	4	1	3	4	0.5-1								
26	Christian Beal-Smith	8	4		4									
10	Kenneth Dicks III	9	1	2	3							1-0		
34	Zach Ranson	1	2	1	3									
13	Manny Walker	7	1	1	2	1.0-3								
91	Mike Allen	5	1	1	2									
28	Justin Bartee	1	1		1									
28	Zion Keith	9	1		1									
20	AJ Williams	1		1	1									
32	Jeff Burley	1	1		1									
89	A.T. Perry	5	1		1									
20	Brandon Chapman	9	1		1									
36	Cade Carney	7		1	1									
60	Taleni Suhren	9	1		1									
55	Michael Jurgens	9	1		1									
45	Nick Sciba	9		1	1									
14	Sage Surratt	9	1		1									
7	Scotty Washington	8								1				
Total		9	362	288	650	60-184	20-99		9-4	36	29	7-39	8	
Opponents		9	404	368	772	54-170	13-91		7-17	47	21	2-2	6	

# WAKE FOREST FOOTBALL

## 2019 TEAM STATISTICS

Date	Opponent	Rushing				Receiving				Passing				Kick Returns				Punt Returns				tot off
		no.	yds	td	lg	no.	yds	td	lg	cmp-att-int	yds	td	lg	no.	yds	td	lg	no.	yds	td	lg	
Aug 30	UTAH STATE	58	178	2	26	34	401	3	70	34-47-0	401	3	70	2	46	0	23	1	1	0	1	579
Sep 06	at Rice	35	201	2	96	21	312	3	59	21-27-0	312	3	59	0	0	0	0	1	13	0	13	513
Sep 13	NORTH CAROLINA	48	222	2	21	14	214	1	51	14-26-1	214	1	51	1	23	0	23	3	3	0	10	436
Sep 21	ELON	42	214	1	23	32	393	6	48	32-40-1	393	6	48	2	25	0	17	6	85	0	25	607
Sep 28	at Boston College	54	197	1	50	21	243	2	34	21-33-1	243	2	34	0	0	0	0	2	17	0	17	440
Oct 12	LOUISVILLE	46	245	3	27	33	423	5	47	33-56-2	423	5	47	5	120	0	39	0	0	0	0	668
Oct 19	FLORIDA STATE	40	116	1	13	21	308	0	51	21-38-0	308	0	51	1	16	0	16	3	11	0	5	424
Nov 02	NC STATE	46	123	2	20	27	295	3	59	27-42-0	295	3	59	1	15	0	15	4	28	0	15	418
Nov 09	at Virginia Tech	29	63	0	15	16	238	2	45	16-36-2	238	2	45	0	0	0	0	2	12	0	7	301
Opponents		398	1559	14	96	219	2827	25	70	219-345-7	2827	25	70	12	245	0	39	22	170	0	25	4386
		348	1476	12	59	181	2194	17	56	181-299-9	2194	17	56	24	569	1	100	13	205	0	50	3670

Games: 9 • Avg/rush: 3.9 • Avg/catch: 12.9 • Pass effci: 152.16 • KR avg: 20.4 • PR avg: 7.7 • All purpose avg/game: 533.9 • Total offense avg/gm: 487.3

		Tackles				Sacks	Fumble	Pass Defense			blkd	PAT Attempts			off			
Date	Opponent	ua	a	total	tfl-yds	no-yds	ff	fr-yds	int-yds	qbh	brup	kick	kick	rush	rcv	saf	t/o	pts
Aug 30	UTAH STATE	49	16	65	3.0-8	1.0-2	0	0-0	3-1	5	5	0	5-5	0	0	0	10	38
Sep 06	at Rice	32	48	80	8.0-34	4.0-27	1	1-0	0-0	2	5	0	5-5	0	0	0	7	41
Sep 13	NORTH CAROLINA	33	38	71	8.0-31	6.0-26	1	1-0	0-0	4	5	0	3-3	0	0	0	7	24
Sep 21	ELON	30	34	64	8.0-21	2.0-12	0	0-0	0-0	2	2	0	7-7	0	0	0	0	49
Sep 28	at Boston College	43	36	79	4.0-7	0.0-0	0	0-0	2-3	3	1	0	3-3	0	0	0	10	27
Oct 12	LOUISVILLE	44	28	72	12.0-28	1.0-4	1	1-35	1-0	1	2	0	8-8	0	0	0	14	59
Oct 19	FLORIDA STATE	57	24	81	8.0-25	2.0-8	1	1-0	1-0	6	5	0	1-1	0	0	0	0	22
Nov 02	NC STATE	33	24	57	6.0-17	2.0-9	2	1-0	2-0	5	11	0	5-5	0	0	0	17	44
Nov 09	at Virginia Tech	41	40	81	3.0-13	2.0-11	2	2-4	0-0	1	0	0	2-2	0	0	0	3	17
		362	288	650	60.0-184	20.0-99	8	7-39	9-4	29	36	0	39-39	0	0	0	68	321
Opponents		404	368	772	54.0-170	13.0-91	6	2-2	7-17	21	47	0	27-27	0	1	0	20	233

Date	Opponent	Punting				Field Goals				Kickoffs				off
		no.	yds	avg	long	md-att	long	blkd	no.	yds	avg	tb	ob	
Aug 30	UTAH STATE	5	213	42.6	55	0	1	1	2	7	414	59.1	5	0
Sep 06	at Rice	4	179	44.8	49	0	1	1	0	8	363	45.4	0	0
Sep 13	NORTH CAROLINA	8	382	47.8	58	0	4	1	3	5	289	57.8	2	1
Sep 21	ELON	3	136	45.3	51	0	0	1	1	8	411	51.4	2	0
Sep 28	at Boston College	5	231	46.2	60	0	0	0	2	6	381	63.5	2	1
Oct 12	LOUISVILLE	6	268	44.7	57	0	1	2	1	6	335	55.8	0	0
Oct 19	FLORIDA STATE	8	373	46.6	63	0	0	1	4	7	350	50.0	0	1
Nov 02	NC STATE	6	247	41.2	48	0	0	3	0	9	518	57.6	4	0
Nov 09	at Virginia Tech	7	361	51.6	55	0	1	0	5	4	239	59.8	0	0
Opponents		52	2390	46.0	63	0	8	10	18	60	3300	55.0	15	3
		50	2200	44.0	61	0	6	10	16	56	3000	52.0	13	1

## 2019 OPPONENT'S TEAM STATISTICS

Date	Opponent	no.	yds	td	lg	no.	yds	td	lg	cmp-att-int	yds	td	lg	no.	yds	td	lg	no.	yds	td	lg	off
Aug 30	UTAH STATE	31	180	2	59	33	416	3	56	33-48-3	416	3	56	1	18	0	18	0	0	0	0	596
Sep 06	at Rice	37	67	2	10	22	254	1	40	22-35-0	254	1	40	2	44	0	22	1	34	0	34	321
Sep 13	NORTH CAROLINA	37	144	0	50	18	189	2	55	18-30-0	189	2	55	2	28	0	22	1	9	0	9	333
Sep 21	ELON	35	95	0	15	10	88	1	40	10-19-0	88	1	40	2	15	0	15	2	16	0	13	183
Sep 28	at Boston College	44	252	0	33	22	281	3	33	22-31-2	281	3	33	3	78	0	45	2	29	0	19	533
Oct 12	LOUISVILLE	44	225	3	41	17	295	4	55	17-25-1	295	4	55	5	230	1	100	1	50	0	50	520
Oct 19	FLORIDA STATE	46	169	1	32	27	280	2	36	27-43-1	280	2	36	2	34	0	19	1	8	0	8	449
Nov 02	NC STATE	26	116	0	22	17	149	1	27	17-45-2	149	1	27	3	31	0	20	1	11	0	11	265
Nov 09	at Virginia Tech	48	228	4	57	15	242	0	50	15-23-0	242	0	50	4	91	0	36	4	48	0	33	470
WF		348	1476	12	59	181	2194	17	56	181-299-9	2194	17	56	24	569	1	100	13	205	0	50	3670
		398	1559	14	96	219	2827	25	70	219-345-7	2827	25	70	12	245	0	39	22	170	0	25	4386

Games: 9 • Avg/rush: 4.2 • Avg/catch: 12.1 • Pass effci: 134.92 • KR avg: 23.7 • PR avg: 15.8 • All purpose avg/game: 495.7 • Total offense avg/gm: 407.8

		Tackles				Sacks		Fumble		Pass Defense			blkd	PAT Attempts			off		
Date	Opponent	ua	a	total	tfl-yds	no-yds	ff	fr-yds	int-yds	qbh	brup	kick	kick	rush	rcv	saf	t/o	pts	
Aug 30	UTAH STATE	68	40	108	10.0-32	3.0-19	2	1-2	0-0	2	5	0	5-5	0	0	0	0	35	
Sep 06	at Rice	24	50	74	6.0-13	0.0-0	0	0-0	0-0	0	3	0	3-3	0	0	0	0	21	
Sep 13	NORTH CAROLINA	45	32	77	5.0-13	1.0-6	0	0-0	1-0	1	4	0	1-1	0	1	0	3	18	
Sep 21	ELON	46	52	98	4.0-10	0.0-0	1	0-0	1-0	0	5	0	1-1	0	0	0	0	7	
Sep 28	at Boston College	48	50	98	6.0-16	2.0-12	0	0-0	1-0	3	3	0	3-3	0	0	0	0	24	
Oct 12	LOUISVILLE	54	42	96	6.0-18	2.0-11	3	1-0	2-11	1	10	0	8-8	0	0	0	7	62	
Oct 19	FLORIDA STATE	46	26	72	2.0-2	0.0-0	0	0-0	0-0	4	5	0	2-2	0	0	0	0	20	
Nov 02	NC STATE	46	42	88	8.0-31	2.0-16	0	0-0	0-0	3	8	0	1-1	0	0	0	0	10	
Nov 09	at Virginia Tech	27	34	61	7.0-35	3.0-27	0	0-0	2-6	7	4	0	3-3	0	0	0	10	36	
		404	368	772	54.0-170	13.0-91	6	2-2	7-17	21	47	0	27-27	0	1	0	20	233	
WF		362	288	650	60.0-184	20.0-99	8	7-39	9-4	29	36	0	39-39	0	0	0	68	321	

		Punting									Field Goals			Kickoffs				
Date	Opponent	no.	yds	avg	long	blkd	tb	fc	50+	i20	md-att	long	blkd	no.	yds	avg	tb	ob
Aug 30	UTAH STATE	7	273	39.0	49	0	0	6	0	1	0-0	0	0	6	356	59.3	3	0
Sep 06	at Rice	7	283	40.4	50	0	0	3	1	2	0-0	0	0	4	185	46.2	1	0
Sep 13	NORTH CAROLINA	10	460	46.0	57	0	1	3	3	2	1-1	49	0	4	231	57.8	2	0
Sep 21	ELON	9	408	45.3	52	0	0	2	3	2	0-0	0	0	2	117	58.5	0	0
Sep 28	at Boston College	4	154	38.5	50	0	0	1	1	1	1-1	22	0	5	324	64.8	4	1
Oct 12	LOUISVILLE	4	159	39.8	48	0	1	2	0	1	2-2	36	0	10	607	60.7	4	0
Oct 19	FLORIDA STATE	6	249	41.5	47	0	0	2	0	1	0-1	0	0	4	230	57.5	2	0
Nov 02	NC STATE	8	375	46.9	61	0	0	2	3	2	1-1	40	0	3	189	63.0	2	0
Nov 09	at Virginia Tech	4	205	51.2	59	0	0	0	2	3	3-3	35	0	8	445	55.6	5	0
		59	2566	43.5	61	0	2	21	13	15	8-9	49	0	46	2684	58.3	23	1
WF		52	2390	46.0	63	0	8	10	18	20	16-16	40	0	60	3300	55.0	15	3



# WAKE FOREST FOOTBALL

## 2019 TEAM STATISTICS

### 2019 STARTING LINEUPS

#### OFFENSE

	QB	RB	TE	WR	WR	WR	LT	LG	C	RG	RT
Utah State	Newman	Carney	Freudenthal	Surratt	Hinton	Washington	Herron	Maginn	Tom	Gilliam	Benzinger
at Rice	Newman	Beal-Smith	Freudenthal	Surratt	Hinton	Washington	Herron	Maginn	Tom	Gilliam	Benzinger
North Carolina	Newman	Beal-Smith	Freudenthal	Claude	Surratt	Washington	Herron	Maginn	Tom	Gilliam	Benzinger
Elon	Newman	Carney	Freudenthal	Surratt	Roberson	Washington	Herron	Maginn	Tom	Gilliam	Benzinger
at Boston College	Newman	Carney	Freudenthal	Surratt	Hinton	Washington	Herron	Maginn	Tom	Gilliam	Benzinger
Louisville	Newman	Carney	Freudenthal	Surratt	Hinton	Washington	Herron	Maginn	Tom	Gilliam	Benzinger
Florida State	Hartman	Carney	Freudenthal	Surratt	Hinton	Washington	Herron	Maginn	Tom	Gilliam	Benzinger
NC State	Newman	Carney	Freudenthal	Surratt	Hinton	Washington	Herron	Maginn	Tom	Gilliam	Benzinger
Virginia Tech	Newman	Carney	Freudenthal	Surratt	Hinton	Claude	Herron	Maginn	Tom	Gilliam	Benzinger

#### DEFENSE

	DE	DT	DT	DE	ILB	ILB	ROV	CB	FS	SS	CB
Utah State	Basham	Bergan	Bothroyd	Johns	Strnad	Smenda, Jr.	Masterson	Henderson	Greer	Davis	Bassey
at Rice	Basham	Bergan	Bothroyd	Francis	Strnad	Smenda, Jr.	Redd	Henderson	Masterson	Davis	Bassey
North Carolina	Basham	Bergan	Bothroyd	Johns	Strnad	Smenda, Jr.	Masterson	Henderson	Greer	Davis	Bassey
Elon	Basham	Bergan	Bothroyd	Johns	Strnad	Smenda, Jr.	Masterson	Henderson	Greer	Rucker	Bassey
at Boston College	Basham	Kamara	Bothroyd	T. Williams	Strnad	Smenda, Jr.	Masterson	Henderson	Greer	Redd	Bassey
Louisville	Basham	Kamara	T. Williams	Bothroyd	Strnad	Smenda, Jr.	Redd	Henderson	Greer	Rucker	Bassey
Florida State	Basham	Kamara	T. Williams	Johns	Strnad	Smenda, Jr.	Redd	Henderson	Greer	Rucker	Bassey
NC State	Basham	Kamara	T. Williams	Johns	Jac. Williams	Smenda, Jr.	Redd	Henderson	Greer	Rucker	Bassey
Virginia Tech	Basham	Kamara	T. Williams	Johns	Jac. Williams	Smenda, Jr.	Redd	Henderson	Greer	Rucker	Bassey

### WAKE FOREST SCORING DRIVES-2019

Game	Qtr	Pts	Plays	Yds	TOP	How
Utah State	1	7	8	75	3:06	Surratt 22 pass from Newman
Utah State	1	3	10	77	3:10	Sciba 21 field goal
Utah State	2	7	7	44	2:13	Washington 9 pass from Newman
Utah State	3	7	14	65	4:26	Newman 1 run
Utah State	3	7	1	12	:06	Beal-Smith 12 run
Utah State	4	7	6	89	1:11	Hinton 2 pass from Newman
Rice	1	7	10	75	3:05	Beal-Smith 2 run
Rice	1	7	4	31	1:10	Surratt 7 pass from Newman
Rice	1	7	5	75	1:36	Washington 25 pass from Newman
Rice	2	3	10	55	3:26	Sciba 26 field goal
Rice	3	3	7	55	2:03	Sciba 23 field goal
Rice	3	7	3	71	0:44	Washington 59 pass from Newman
Rice	4	7	1	96	:14	Walker 96 run
North Carolina	1	7	2	20	:28	Newman 5 run
North Carolina	2	7	5	78	1:44	Newman 6 run
North Carolina	2	7	5	85	1:38	Surratt 51 pass from Newman
North Carolina	4	3	12	61	5:00	Sciba 32 field goal
Elon	1	7	8	45	2:14	Washington 4 pass from Newman
Elon	1	7	7	82	1:50	Roberson 34 pass from Newman
Elon	2	7	10	83	3:06	Surratt 5 pass from Newman
Elon	2	7	7	82	1:35	Surratt 48 pass from Newman
Elon	3	7	12	83	4:46	Washington 31 pass from Newman
Elon	3	7	6	45	3:01	Walker 20 run
Elon	4	7	14	81	7:24	Perry 17 pass from Kern
Boston College	1	7	11	57	4:33	Carney 5 run
Boston College	1	3	10	51	4:48	Sciba 22 field goal
Boston College	2	7	9	82	3:28	Surratt 6 pass from Newman
Boston College	3	3	20	78	6:46	Sciba 22 field goal
Boston College	4	7	5	56	1:35	Washington 27 pass from Newman
Louisville	1	7	13	75	3:35	Surratt 12 pass from Newman
Louisville	2	7	7	74	2:24	Surratt 3 pass from Newman
Louisville	2	7	3	4	1:14	Carney 1 run
Louisville	3	7	7	86	1:43	Surratt 47 pass from Newman
Louisville	3	3	7	42	1:44	Sciba 34 field goal
Louisville	4	7	9	59	2:55	Walker 3 run
Louisville	4	7	7	69	1:23	Washington 22 pass from Hartman
Louisville	4	7	2	47	:35	Freudenthal 21 pass from Hartman
Louisville	4	7	7	92	1:05	Hartman 1 run
NC State	1	7	13	86	3:45	Newman 20 run
NC State	1	7	2	3	0:53	Freudenthal 5 pass from Newman
NC State	1	7	8	74	2:20	Newman 2 run
NC State	2	3	5	22	2:15	Sciba 25 field goal
NC State	2	7	9	75	2:52	Freudenthal 2 pass from Newman
NC State	2	3	13	60	3:53	Sciba 34 field goal
NC State	3	7	5	79	1:22	Freudenthal 4 pass from Newman
NC State	3	3	9	22	3:35	Sciba 26 field goal
Virginia Tech	1	3	5	37	1:23	Sciba 40 field goal
Virginia Tech	2	7	7	75	1:59	Surratt 11 pass from Newman
Virginia Tech	3	7	6	75	2:01	Surratt 24 pass from Newman

### WAKE FOREST'S LONGEST PLAYS OF THE SEASON

**Rush:** 96, Kenneth Walker III at Rice, Sept. 6  
**Rushing Touchdown:** 96, Kenneth Walker III at Rice, Sept. 6  
**Pass:** 70, Sage Surratt from Jamie Newman, Utah State, Aug. 30  
**Passing Touchdown:** 70, Sage Surratt from Jamie Newman, Utah State, Aug. 30  
**Punt Return:** 25, Sage Surratt, Elon, Sept. 21; Ja'Sir Taylor, Elon, Sept. 21  
**Kick Return:** 39, Kendall Hinton, Louisville, Oct. 12  
**Interception Return:** 2, Amari Henderson, Boston College, Sept. 28  
**Fumble Return:** 35, Traveon Redd, Louisville, Oct. 12  
**Punt:** 60, Dom Maggio at Boston College, Sept. 28  
**Field Goal:** 40, Nick Sciba at Virginia Tech, Nov. 9

### NCAA WINNINGEST ACTIVE COACHES

#### BY CAREER WINS

		Yrs	W	L	T	Pct
1	Mack Brown, North Carolina	30	248	127	1	0.661
2	Nick Saban, Alabama	23	240	64	1	0.789
3	Brian Kelly, Notre Dame	29	238	93	2	0.718
4	Willie Fritz, Tulane	22	176	93	0	0.654
5	Gary Patterson, TCU	19	171	68	0	0.715
6	Kirk Ferentz, Iowa	23	170	125	0	0.576
7	Frank Solich, Ohio	20	168	99	0	0.629
8	Chris Creighton, E. Michigan	22	165	91	0	0.645
9	Les Miles, Kansas	16	145	61	0	0.704
10	Chris Petersen, Washington	13	145	37	0	0.797
11	Rocky Long, San Diego St	19	143	106	0	0.574
12	Skip Holtz, Louisiana Tech	19	142	105	0	0.575
13	Craig Bohl, Wyoming	16	138	70	0	0.663
14	Mike Leach, Washington St	17	137	88	0	0.609
15	Mark Dantonio, Michigan St	15	129	73	0	0.639
16	Kyle Whittingham, Utah	15	128	62	0	0.674
17	Mike Gundy, Oklahoma St	14	127	62	0	0.672
18	Dabo Swinney, Clemson	11	126	30	0	0.808
19	<b>Dave Clawson, Wake Forest</b>	<b>19</b>	<b>125</b>	<b>117</b>	<b>0</b>	<b>0.517</b>
20	Bronco Mendenhall, Virginia	14	122	68	0	0.642
21	David Cutcliffe, Duke	18	115	106	0	0.520
22	Jeff Tedford, Fresno St	13	108	68	0	0.614
23	Jim Harbaugh, Michigan	11	103	43	0	0.705
24	Randy Edsall, Uconn	19	102	132	0	0.436
25	Chuck Martin, Miami (OH)	11	101	74	0	0.577
26	Pat Fitzgerald, Northwestern	13	97	78	0	0.554

# WAKE FOREST FOOTBALL

## CARLOS BASHAM, JR. DEFENSIVE LINE

R-Jr. ■ 6-5 ■ 275 ■ 2VL  
Roanoke, Va.  
Northside

9



**2019 Honors:** Named ACC Player of the Week (Defensive Line) following the North Carolina game ... Preseason second team All-ACC by Pro Football Focus ... Preseason second team All-ACC by Athlon

### BASHAM'S CAREER DEFENSIVE STATS

	G-GS	S-A-Tot	TFL-Yds	Sk-Yds	Int-Yds	PBU	FF-FR
2017	13-1	15-9-24	2.0-2	0-0	0-0	3	0-1
2018	12-12	36-28-64	11.0-40	4.5-28	0-0	1	0-2
2019	9-9	18-22-40	13.0-42	7.5-31	0-0	1	2-0
Career	34-22	69-59-128	26.0-84	12.0-59	0-0	5	2-3

### BASHAM'S GAME-BY-GAME DEFENSIVE STATS

2017	Opp	S-A-Tot	TFL-Yds	Sk-Yds	Int-Yds	PBU	FF-FR
8/31	Presbyterian	5-0-5	0-0	0-0	0-0	0	0-0
9/9	at Boston Col.	1-0-1	0-0	0-0	0-0	0	0-0
9/16	Utah State	0-2-2	0.5-0	0-0	0-0	0	0-0
9/23	at App State	1-1-2	0-0	0-0	0-0	0	0-0
9/30	Florida State	0-0-0	0-0	0-0	0-0	0	0-0
10/7	at Clemson	1-0-1	0-0	0-0	0-0	1	0-1
10/21	at Ga. Tech	0-0-0	0-0	0-0	0-0	0	0-0
10/28	Louisville	0-0-0	0-0	0-0	0-0	1	0-0
11/4	at Notre Dame	1-0-1	0-0	0-0	0-0	0	0-0
11/11	at Syracuse	2-1-3	0-0	0-0	0-0	1	0-0
11/18	NC State	2-1-3	1.0-1	0-0	0-0	0	0-0
11/25	Duke	2-3-5	0-0	0-0	0-0	0	0-0
12/19	vs. Texas A&M	0-1-1	0.5-1	0-0	0-0	0	0-0

2018	Opp	S-A-Tot	TFL-Yds	Sk-Yds	Int-Yds	PBU	FF-FR
8/30	at Tulane	3-3-6	1.0-2	0-0	0-0	0	0-0
9/9	Towson	1-2-3	0.5-5	0.5-5	0-0	0	0-0
9/13	Boston College	1-4-5	0.5-1	0.5-1	0-0	0	0-0
9/22	Notre Dame	3-2-5	1.0-4	1.0-4	0-0	0	0-0
9/29	Rice	2-3-5	0-0	0-0	0-0	0	0-0
10/6	Clemson	4-1-5	1.5-8	1.0-7	0-0	0	0-1
10/20	at Florida State	6-2-8	0-0	0-0	0-0	0	0-0
10/27	at Louisville	2-2-4	1.5-2	0-0	0-0	0	0-1
11/3	Syracuse	--INJ--					
11/8	at NC State	3-2-5	1.0-2	0-0	0-0	0	0-0
11/17	Pittsburgh	2-7-9	2.0-3	0.5-1	0-0	0	0-0
11/24	at Duke	4-0-4	0-0	0-0	0-0	1	1-0
12/22	vs. Memphis	5-0-5	1.0-10	1.0-10	0-0	0	0-0

2019	Opp	S-A-Tot	TFL-Yds	Sk-Yds	Int-Yds	PBU	FF-FR
8/30	Utah State	1-1-2	1.0-2	1.0-2	0-0	0	0-0
9/6	at Rice	2-5-7	1.0-10	1.0-10	0-0	1	1-0
9/13	North Carolina	2-3-5	2.5-9	2.5-9	0-0	0	0-0
9/21	Elon	1-1-2	1.0-2	0-0	0-0	0	0-0
9/28	at Boston Col.	4-2-6	1.0-1	0-0	0-0	0	0-0
10/12	Louisville	2-5-7	3.0-8	3.0-8	0-0	0	0-0
10/19	Florida State	2-1-3	1.0-1	1.0-1	0-0	0	0-0
11/2	NC State	0-2-2	1.0-1	0.5-1	0-0	0	0-0
11/9	at Va Tech	4-2-6	1.5-8	1.5-8	0-0	0	1-0

## ESSANG BASSEY DEFENSIVE BACK

Sr. ■ 5-10 ■ 190 ■ 3VL  
Columbus, Ga.  
Columbus

21



**2019 Honors:** Co-Captain ... Jim Thorpe Award Semifinalist ... Preseason first team All-ACC by Pro Football Focus ... Preseason second team All-ACC by Athlon ... Preseason Jim Thorpe Award Watch list ... Preseason Bronko Nagurski Award Watch list ... Preseason Senior Bowl Watch List

## BASSEY'S CAREER DEFENSIVE STATS

	G-GS	S-A-Tot	TFL-Yds	Sk-Yds	Int-Yds	PBU	FF-FR
2016	13-1	16-3-19	1.5-2	0-0	0-0	3	1-1
2017	13-13	52-23-75	6.0-11	0-0	3-30	16	0-0
2018	13-13	53-21-74	2.5-10	1.0-8	1-0	15	0-1
2019	9-9	27-11-38	0.5-1	0-0	1-1	7	0-1
Career	48-36	148-58-206	10.5-24	1.0-8	5-31	41	1-3

## BASSEY'S GAME-BY-GAME DEFENSIVE STATS

2016	Opp	S-A-Tot	TFL-Yds	Sk-Yds	Int-Yds	PBU	FF-FR
9/1	Tulane	0-0-0	0-0	0-0	0-0	0	0-0
9/10	at Duke	1-0-1	0-0	0-0	0-0	0	0-0
9/17	Delaware	1-0-1	0-0	0-0	0-0	0	0-0
9/24	at Indiana	1-0-1	0-0	0-0	0-0	0	0-0
10/1	at NC State	0-0-0	0-0	0-0	0-0	0	0-0
10/8	Syracuse	0-0-0	0-0	0-0	0-0	0	0-0
10/15	at Florida St.	7-1-8	0-0	0-0	0-0	0	0-1
10/29	Army	2-1-3	0-0	0-0	0-0	0	0-0
11/5	Virginia	1-0-1	0-0	0-0	0-0	0	0-0
11/12	at Louisville	1-0-1	0-0	0-0	0-0	0	0-0
11/19	Clemson	0-1-1	0-0	0-0	0-0	0	0-0
11/26	Boston College	0-0-0	0-0	0-0	0-0	0	0-0
12/27	vs. Temple	2-0-2	0-0	0-0	0-0	0	1-0

2017	Opp	S-A-Tot	TFL-Yds	Sk-Yds	Int-Yds	PBU	FF-FR
8/31	Presbyterian	1-0-1	1.0-1	0-0	0-0	1	0-0
9/9	at Boston Col.	4-1-5	0-0	0-0	1-30	0	0-0
9/16	Utah State	3-2-5	2.0-3	0-0	0-0	2	0-0
9/23	at App State	5-2-7	0.5-2	0-0	0-0	1	0-0
9/30	Florida State	1-2-3	0-0	0-0	0-0	1	0-0
10/7	at Clemson	4-1-5	0-0	0-0	0-0	1	0-0
10/21	at Ga. Tech	1-0-1	0-0	0-0	0-0	0	0-0
10/28	Louisville	7-3-10	0-0	0-0	1-0	1	0-0
11/4	at Notre Dame	4-2-6	1.0-3	0-0	0-0	1	0-0
11/11	at Syracuse	8-4-12	0.5-1	0-0	0-0	1	0-0
11/18	NC State	6-2-8	1.0-1	0-0	1-0	2	0-0
11/25	Duke	2-1-3	0-0	0-0	0-0	2	0-0
12/29	vs. Texas A&M	6-3-9	0-0	0-0	0-0	3	0-0

2018	Opp	S-A-Tot	TFL-Yds	Sk-Yds	Int-Yds	PBU	FF-FR
8/30	at Tulane	2-5-7	0-0	0-0	0-0	3	0-0
9/8	Towson	6-1-7	0.5-0	0-0	1-0	1	0-0
9/13	Boston College	4-4-8	0-0	0-0	0-0	0	0-0
9/22	Notre Dame	5-2-7	0-0	0-0	0-0	1	0-0
9/29	Rice	3-0-3	0-0	0-0	0-0	1	0-1
10/6	Clemson	6-1-7	0-0	0-0	0-0	0	0-0
10/20	at Florida State	3-1-4	0.5-1	0-0	0-0	0	0-0
10/27	at Louisville	7-3-10	1.0-8	1.0-8	0-0	1	0-0
11/3	Syracuse	7-1-8	0.5-1	0-0	0-0	5	0-0
11/8	at NC State	5-0-5	0-0	0-0	0-0	0	0-0
11/17	Pittsburgh	2-1-3	0-0	0-0	0-0	1	0-0
11/24	at Duke	2-0-2	0-0	0-0	0-0	1	0-0
12/22	vs. Memphis	1-2-3	0-0	0-0	0-0	1	0-0

2019	Opp	S-A-Tot	TFL-Yds	Sk-Yds	Int-Yds	PBU	FF-FR
8/30	Utah State	6-1-7	0-0	0-0	0-0	0	0-0
9/6	at Rice	1-1-2	0-0	0-0	0-0	1	0-0
9/13	North Carolina	0-2-2	0-0	0-0	0-0	1	0-0
9/21	Elon	2-2-4	0-0	0-0	0-0	1	0-0
9/28	at Boston Col.	0-1-1	0-0	0-0	1-1	0	0-0
10/12	Louisville	6-0-6	0-0	0-0	0-0	0	0-0
10/19	Florida State	5-2-7	0.5-1	0-0	0-0	3	0-0
11/2	NC State	5-1-6	0-0	0-0	0-0	1	0-0
11/9	at Va Tech	2-1-3	0-0	0-0	0-0	0	0-1

## CHRISTIAN BEAL-SMITH RUNNING BACK

R-So. ■ 5-10 ■ 190 ■ 1VL  
Winston-Salem, N.C.  
East Forsyth

26



## BEAL-SMITH'S CAREER RUSHING STATS

	G-GS	Car	Yds	Avg	TD	Lg/Opponent
2018	13-0	47	231	4.9	0	52/Towson
2019	8-2	66	297	4.5	2	25/Louisville
Career	21-2	113	528	4.7	2	52/Towson

## BEAL-SMITH'S GAME-BY-GAME RUSHING STATS

2018	Opponent	Att	Yds	Avg	TD	TD Yds
8/30	at Tulane	0	0	0.0	0	--
9/8	Towson	6	68	11.3	0	--
9/13	Boston College	0	0	0.0	0	--
9/22	Notre Dame	10	34	3.4	0	--
9/29	Rice	9	60	6.7	0	--
10/6	Clemson	8	44	5.5	0	--
10/20	at Florida State	4	5	0.8	0	--
10/27	at Louisville	0	0	0.0	0	--
11/3	Syracuse	2	12	6.0	0	--
11/8	at NC State	2	-2	-1.0	0	--
11/17	Pittsburgh	1	3	3.0	0	--
11/24	at Duke	5	7	1.4	0	--
12/22	vs. Memphis	0	0	0.0	0	--

2019	Opponent	Att	Yds	Avg	TD	TD Yds
8/30	Utah State	11	38	3.5	1	12
9/6	at Rice	10	30	3.0	1	2
9/13	North Carolina	15	51	3.4	0	--
9/21	Elon	3	6	2.0	0	--
9/28	at Boston College	5	29	5.8	0	--
10/12	Louisville	14	123	8.8	0	--
10/19	Florida State	8	20	2.5	0	--
11/2	NC State	--INJ--				
11/9	at Virginia Tech	0	0	0.0	0	--

## BEAL-SMITH'S CAREER RECEIVING STATS

	G-GS	Rec	Yds	Avg	TD	Lg/Opponent
2018	13-0	1	6	6.0	0	--
2019	8-2	6	25	4.2	0	--
Career	21-2	7	31	4.4	0	--

## BEAL-SMITH'S GAME-BY-GAME RECEIVING STATS

2018	Opponent	Att	Yds	Avg	TD	TD Yds
8/30	at Tulane	0	0	0.0	0	--
9/8	Towson	0	0	0.0	0	--
9/13	Boston College	0	0	0.0	0	--
9/22	Notre Dame	0	0	0.0	0	--
9/29	Rice	0	0	0.0	0	--
10/6	Clemson	0	0	0.0	0	--
10/20	Florida State	0	0	0.0	0	--
10/27	at Louisville	0	0	0.0	0	--
11/3	Syracuse	1	6	6.0	0	--
11/8	at NC State	0	0	0.0	0	--
11/17	Pittsburgh	0	0	0.0	0	--
11/24	at Duke	0	0	0.0	0	--
12/22	vs. Memphis	0	0	0.0	0	--

2019	Opponent	Att	Yds	Avg	TD	TD Yds
8/30	Utah State	0	0	0.0	0	--
9/6	at Rice	2	12	6.0	0	--
9/13	North Carolina	2	17	8.5	0	--
9/21	Elon	2	-4	-2.0	0	--
9/28	at Boston College	0	0	0.0	0	--
10/12	Louisville	0	0	0.0	0	--
10/19	Florida State	0	0	0.0	0	--
11/2	NC State	--INJ--				
11/9	at Virginia Tech	0	0	0.0	0	--

## CADE CARNEY RUNNING BACK

Sr. ■ 5-11 ■ 215 ■ 3VL  
Advance, N.C.  
Davidson Day

36



**2019 Honors:** Co-captain ... Semifinalist for the

# WAKE FOREST FOOTBALL

## CARNEY'S CAREER RUSHING STATS

	G-GS	Car	Yds	Avg	TD	Lg/Opponent
2016	10-10	156	589	3.8	6	55/at Duke
2017	7-6	63	232	3.7	2	17/at Boston College
2018	13-2	188	1,005	5.3	8	42/Boston College
2019	7-7	109	429	3.9	3	27/Louisville
Career	37-25	516	2,255	4.4	19	55/Duke

## CARNEY'S GAME-BY-GAME RUSHING STATS

2016	Opponent	Att	Yds	Avg	TD	TD Yds
9/1	Tulane	7	21	3.0	0	--
9/10	at Duke	17	108	6.4	3	7, 1, 55
9/17	Delaware	--INJ--				
9/24	at Indiana	--INJ--				
10/1	at NC State	--INJ--				
10/8	Syracuse	29	104	3.6	1	3
10/15	at Florida State	10	33	3.3	0	--
10/29	Army West Point	4	13	3.2	0	--
11/5	Virginia	23	87	3.8	0	--
11/12	at Louisville	17	50	2.9	0	--
11/19	Clemson	18	59	3.3	1	1
11/26	Boston College	14	43	3.1	0	--
12/27	vs. Temple	17	71	4.2	1	11

2017	Opponent	Att	Yds	Avg	TD	TD Yds
8/31	Presbyterian	10	39	3.9	0	--
9/9	at Boston College	13	41	3.1	1	3
9/16	Utah State	6	20	3.3	0	--
9/23	at App State	7	24	3.4	0	--
9/30	Florida State	--INJ--				
10/7	at Clemson	--INJ--				
10/21	at Georgia Tech	19	92	4.8	0	--
10/28	Louisville	1	4	4.0	0	--
11/4	at Notre Dame	--INJ--				
11/11	at Syracuse	--INJ--				
11/18	NC State	--INJ--				
11/25	Duke	--INJ--				
12/29	vs. Texas A&M	7	13	1.9	1	1

2018	Opponent	Att	Yds	Avg	TD	TD Yds
8/30	at Tulane	16	54	3.4	1	1
9/8	Towson	19	130	6.8	1	1
9/13	Boston College	18	118	6.4	0	--
9/22	Notre Dame	13	79	6.1	0	--
9/29	Rice	13	49	3.8	2	1, 1
10/6	Clemson	6	18	3.0	0	--
10/20	at Florida State	10	43	4.3	0	--
10/27	at Louisville	14	83	5.9	1	1
11/3	Syracuse	8	32	3.6	1	2
11/8	at NC State	12	68	5.7	0	--
11/17	Pittsburgh	16	62	3.9	0	--
11/24	at Duke	31	223	7.2	2	5, 12
12/22	vs. Memphis	12	51	4.3	0	--

2019	Opponent	Att	Yds	Avg	TD	TD Yds
8/30	Utah State	25	105	4.2	0	--
9/6	at Rice	--INJ--				
9/13	North Carolina	--INJ--				
9/21	Elon	7	39	5.6	0	--
9/28	at Boston College	24	58	2.4	1	5
10/12	Louisville	17	95	5.6	1	1
10/19	Florida State	16	54	3.4	1	3
11/2	NC State	10	32	3.2	0	--
11/9	at Virginia Tech	10	46	4.6	0	--

## CARNEY'S CAREER RECEIVING STATS

	G-GS	Rec	Yds	Avg	TD	Lg/Opponent
2016	10-10	12	74	6.2	0	15/Virginia
2017	7-6	3	31	10.3	0	23/at Boston Col.
2018	13-2	4	34	8.5	0	9/Boston College
2019	7-7	5	20	4.0	0	6/Utah State
Career	37-25	24	159	6.6	0	23/at Boston Col.

## CARNEY'S GAME-BY-GAME RECEIVING STATS

2016	Opponent	Rec	Yds	Avg	TD	TD Yds
9/1	Tulane	2	13	6.5	0	--
9/10	at Duke	2	9	4.5	0	--
9/17	Delaware	--INJ--				
9/24	at Indiana	--INJ--				
10/1	at NC State	--INJ--				
10/8	Syracuse	1	6	6.0	0	--
10/15	at Florida State	1	2	2.0	0	--
10/29	Army West Point	2	7	3.5	0	--
11/5	Virginia	1	15	15.0	0	--
11/12	at Louisville	0	0	0.0	0	--
11/19	Clemson	2	17	8.5	0	--
11/26	Boston College	1	5	5.0	0	--

12/27	vs. Temple	0	0	0.0	0	--
2017	Opponent	Rec	Yds	Avg	TD	TD Yds
8/31	Presbyterian	1	7	7.0	0	--
9/9	at Boston College	1	23	23.0	0	--
9/16	Utah State	0	0	0.0	0	--
9/23	at App State	0	0	0.0	0	--
9/30	Florida State	--INJ--				
10/7	at Clemson	--INJ--				
10/21	at Georgia Tech	1	1	1.0	0	--
10/28	Louisville	0	0	0.0	0	--
11/4	at Notre Dame	--INJ--				
11/11	at Syracuse	--INJ--				
11/18	NC State	--INJ--				
11/25	Duke	--INJ--				
12/29	vs. Texas A&M	0	0	0.0	0	--

2018	Opponent	Rec	Yds	Avg	TD	TD Yds
8/30	at Tulane	1	7	7.0	0	--
9/8	Towson	0	0	0.0	0	--
9/13	Boston College	1	9	9.0	0	--
9/22	Notre Dame	0	0	0.0	0	--
9/29	Rice	0	0	0.0	0	--
10/6	Clemson	0	0	0.0	0	--
10/20	at Florida State	0	0	0.0	0	--
10/27	at Louisville	1	7	7.0	0	--
11/3	Syracuse	0	0	0.0	0	--
11/8	at NC State	0	0	0.0	0	--
11/17	Pittsburgh	0	0	0.0	0	--
11/24	at Duke	0	0	0.0	0	--
12/22	vs. Memphis	1	11	11.0	0	--

2019	Opponent	Rec	Yds	Avg	TD	TD Yds
8/30	Utah State	1	6	6.0	0	--
9/6	at Rice	--INJ--				
9/13	North Carolina	--INJ--				
9/21	Elon	1	6	6.0	0	--
9/28	at Boston College	1	5	5.0	0	--
10/12	Louisville	0	0	0.0	0	--
10/19	Florida State	0	0	0.0	0	--
11/2	NC State	1	-1	-1.0	0	--
11/9	at Virginia Tech	1	4	4.0	0	--

## STEVE CLAUDE

### WIDE RECEIVER

R-Sr. ■ 6-2 ■ 200 ■ 3VL  
Miami, Fla.  
Champagnat Catholic



## CLAUDE'S CAREER RECEIVING STATS

	G-GS	Rec	Yds	Avg	TD	Lg/Opponent
2016	12-0	2	27	13.5	0	14/Florida State
2017	13-0	1	13	13.0	0	13/Utah State
2018	13-1	4	55	13.8	0	26/Boston College
2019	9-1	11	100	9.1	0	20/Utah State
Career	47-2	18	195	10.8	0	26/Boston College

## CLAUDE'S GAME-BY-GAME RECEIVING STATS

2016	Opponent	Rec	Yds	Avg	TD	TD Yds
9/1	Tulane	0	0	0.0	0	--
9/10	at Duke	0	0	0.0	0	--
9/17	Delaware	1	13	13.0	0	--
9/24	at Indiana	0	0	0.0	0	--
10/1	at NC State	0	0	0.0	0	--
10/8	Syracuse	0	0	0.0	0	--
10/15	at Florida State	1	14	14.0	0	--
10/29	Army West Point	0	0	0.0	0	--
11/5	Virginia	0	0	0.0	0	--
11/12	at Louisville	0	0	0.0	0	--
11/19	Clemson	0	0	0.0	0	--
11/26	Boston College	0	0	0.0	0	--
12/27	vs. Temple	--DNP--				

2017	Opponent	Rec	Yds	Avg	TD	TD Yds
8/31	Presbyterian	0	0	0.0	0	--
9/9	at Boston College	0	0	0.0	0	--
9/16	Utah State	1	13	13.0	0	--
9/23	at App State	0	0	0.0	0	--
9/30	Florida State	0	0	0.0	0	--
10/7	at Clemson	0	0	0.0	0	--
10/21	at Georgia Tech	0	0	0.0	0	--
10/28	Louisville	0	0	0.0	0	--

11/4	at Notre Dame	0	0	0.0	0	--
11/11	at Syracuse	0	0	0.0	0	--
11/18	NC State	0	0	0.0	0	--
11/25	Duke	0	0	0.0	0	--
12/29	vs. Texas A&M	0	0	0.0	0	--

2018	Opponent	Rec	Yds	Avg	TD	TD Yds
8/30	at Tulane	1	8	8.0	0	--
9/8	Towson	0	0	0.0	0	--
9/13	Boston College	2	32	16.0	0	--
9/22	Notre Dame	1	15	15.0	0	--
9/29	Rice	0	0	0.0	0	--
10/6	Clemson	0	0	0.0	0	--
10/20	at Florida State	0	0	0.0	0	--
10/27	at Louisville	0	0	0.0	0	--
11/3	Syracuse	0	0	0.0	0	--
11/8	at NC State	0	0	0.0	0	--
11/17	Pittsburgh	0	0	0.0	0	--
11/24	at Duke	0	0	0.0	0	--
12/22	vs. Memphis	0	0	0.0	0	--

2019	Opponent	Rec	Yds	Avg	TD	TD Yds
8/30	Utah State	6	70	11.7	0	--
9/6	at Rice	1	8	8.0	0	--
9/13	North Carolina	0	0	0.0	0	--
9/21	Elon	3	16	5.3	0	--
9/28	at Boston College	0	0	0.0	0	--
10/12	Louisville	0	0	0.0	0	--
10/19	Florida State	0	0	0.0	0	--
11/2	NC State	1	6	6.0	0	--
11/9	at Virginia Tech	0	0	0.0	0	--

## JACK FREUDENTHAL

### TIGHT END

R-Sr. ■ 6-3 ■ 235 ■ 3VL  
Richmond, Va.  
Trinity Episcopal



2019 Honors: Co-captain ... Preseason John Mackey Award  
Watch list

## FREUDENTHAL'S CAREER RECEIVING STATS

	G-GS	Rec	Yds	Avg	TD	Lg/Opponent
2016	12-0	0	0	0.0	0	--
2017	13-2	3	42	14.0	1	26/at Clemson
2018	13-13	15	205	13.7	4	42/Rice
2019	9-9	24	204	8.5	4	34/at Rice
Career	47-24	42	451	10.7	9	42/Rice

## FREUDENTHAL'S GAME-BY-GAME RECEIVING STATS

2017	Opponent	Rec	Yds	Avg	TD	TD Yds
8/31	Presbyterian	0	0	0.0	0	--
9/9	at Boston College	0	0	0.0	0	--
9/16	Utah State	0	0	0.0	0	--
9/23	at App State	0	0	0.0	0	--
9/30	Florida State	0	0	0.0	0	--
10/7	at Clemson	1	26	26.0	0	--
10/21	at Georgia Tech	0	0	0.0	0	--
10/28	Louisville	0	0	0.0	0	--
11/4	at Notre Dame	2	16	8.0	1	11
11/11	at Syracuse	0	0	0.0	0	--
11/18	NC State	0	0	0.0	0	--
11/25	Duke	0	0	0.0	0	--
12/29	vs. Texas A&M	0	0	0.0	0	--

2018	Opponent	Rec	Yds	Avg	TD	TD Yds
8/30	at Tulane	0	0	0.0	0	--
9/8	Towson	1	6	6.0	0	--
9/13	Boston College	2	5	2.5	1	5
9/22	Notre Dame	0	0	0.0	0	--
9/29	Rice	2	<b>53</b>	<b>26.5</b>	0	--
10/6	Clemson	3	31	10.3	0	--
10/20	at Florida State	2	19	9.5	1	9
10/27	at Louisville	1	28	28.0	1	28
11/3	Syracuse	2	18	9.0	0	--
11/8	at NC State	1	32	32.0	1	<b>32</b>
11/17	Pittsburgh	0	0	0.0	0	--
11/24	at Duke	0	0	0.0	0	--
12/22	vs. Memphis	1	13	13.0	0	--



# WAKE FOREST FOOTBALL

2019	Opponent	Rec	Yds	Avg	TD	TD Yds
8/30	Utah State	4	31	7.8	0	--
9/6	at Rice	3	45	15.0	0	--
9/13	North Carolina	0	0	0.0	0	--
9/21	Elon	0	0	0.0	0	--
9/28	at Boston College	4	37	9.3	0	--
10/12	Louisville	5	51	10.2	1	21
10/19	Florida State	2	12	6.0	0	--
11/2	NC State	4	16	4.0	3	5,2,4
11/9	at Virginia Tech	2	12	6.0	0	--

## NASIR GREER DEFENSIVE BACK

So. ■ 6-0 ■ 200 ■ 1VL  
Rex, Ga.  
Stockbridge



**2019 Honors:** Named ACC Player of the Week (Defensive Back) following the North Carolina game.

### GREER'S CAREER DEFENSIVE STATS

G-GS	S-A-Tot	TFL-Yds	Sk-Yds	Int-Yds	PBU	FF-FR
2018	12-0	25-16-41	2.0-5	0-0	1-20	2 1-0
2019	9-8	37-20-57	0-0	0-0	1-0	3 3-0
Career	21-8	62-36-98	2.0-5	0-0	2-20	5 4-0

### GREER'S GAME-BY-GAME DEFENSIVE STATS

2018	Opp	S-A-Tot	TFL-Yds	Sk-Yds	Int-Yds	PBU	FF-FR
8/30	at Tulane	0-0-0	0-0	0-0	0-0	0	0-0
9/8	Towson	3-2-5	0-0	0-0	0-0	0	0-0
9/13	Boston College	2-1-3	0-0	0-0	0-0	0	0-0
9/22	Notre Dame	2-1-3	0-0	0-0	0-0	0	1-0
9/29	Rice	--INJ--	--	--	--	--	--
10/6	Clemson	5-2-7	0.5-1	0-0	0-0	0	0-0
10/20	at Florida State	5-1-6	0-0	0-0	0-0	0	0-0
10/27	at Louisville	1-0-1	0-0	0-0	0-0	0	0-0
11/3	Syracuse	1-2-3	0.5-1	0-0	0-0	1	0-0
11/8	at NC State	2-2-4	0-0	0-0	0-0	0	0-0
11/17	Pittsburgh	3-3-6	0-0	0-0	0-0	0	0-0
11/24	at Duke	0-2-2	0-0	0-0	1-20	1	0-0
12/22	vs. Memphis	1-0-1	1.0-3	0-0	0-0	0	0-0

2019	Opp	S-A-Tot	TFL-Yds	Sk-Yds	Int-Yds	PBU	FF-FR
8/30	Utah State	6-1-7	0-0	0-0	0-0	0	0-0
9/6	at Rice	0-0-0	0-0	0-0	0-0	0	0-0
9/13	North Carolina	5-5-10	0-0	0-0	0-0	1	1-0
9/21	Elon	0-1-1	0-0	0-0	0-0	0	0-0
9/28	at Boston Col.	6-4-10	0-0	0-0	0-0	0	0-0
10/12	Louisville	4-1-5	0-0	0-0	1-0	0	1-0
10/19	Florida State	8-3-11	0-0	0-0	0-0	0	0-0
11/2	NC State	2-2-4	0-0	0-0	0-0	2	0-0
11/9	at Va Tech	6-3-9	0-0	0-0	0-0	0	1-0

## SAM HARTMAN QUARTERBACK

So. ■ 6-1 ■ 200 ■ 1VL  
Cornelius, N.C.  
Oceanside Collegiate (S.C.)



### HARTMAN'S CAREER PASSING STATS

G-GS	Cmp	Att	Pct	Yds	Int	TD	Lg/Opponent
2018	9-9	161	291	55.3	1984	8	54/Rice
2019	2-1	30	53	56.6	480	0	51/Florida State
Career	11-10	191	344	55.5	2464	8	54/Rice

### HARTMAN'S GAME-BY-GAME PASSING STATS

2018	Opponent	Cmp	Att	Yds	Int	TD	TD Pass
8/30	at Tulane	31	51	378	2	2	10, 19
9/8	Towson	17	27	242	1	2	10, 7
9/13	Boston College	20	45	214	2	2	5, 5

9/22	Notre Dame	12	24	110	0	0	--
9/29	Rice	15	17	241	0	4	54, 10, 38, 4
10/6	Clemson	7	20	74	1	0	--
10/20	at Florida State	22	46	227	1	2	9, 9
10/27	at Louisville	16	24	223	0	2	28, 9
11/3	Syracuse	21	37	275	1	2	20, 8
11/8	at NC State	--INJ--	--	--	--	--	--
11/17	Pittsburgh	--INJ--	--	--	--	--	--
11/24	at Duke	--INJ--	--	--	--	--	--
12/22	vs. Memphis	--INJ--	--	--	--	--	--

2019	Opponent	Cmp	Att	Yds	Int	TD	TD Pass
8/30	Utah State	--DNP--	--	--	--	--	--
9/6	at Rice	--DNP--	--	--	--	--	--
9/13	North Carolina	--DNP--	--	--	--	--	--
9/21	Elon	--DNP--	--	--	--	--	--
9/28	at Boston College	--DNP--	--	--	--	--	--
10/12	Louisville	9	15	172	0	2	22, 21
10/19	Florida State	21	38	308	0	0	--
11/2	NC State	--DNP--	--	--	--	--	--
11/9	at Virginia Tech	--DNP--	--	--	--	--	--

### HARTMAN'S CAREER RUSHING STATS

	G-GS	Att	Yds	Avg	TD	Lg/Opponent
2018	9-9	107	275	2.6	2	23/BC
2019	2-1	17	47	2.8	1	9/Florida State
Career	11-10	124	322	2.6	3	23/BC

### HARTMAN'S GAME-BY-GAME RUSHING STATS

2018	Opponent	Att	Yds	Avg	TD	TD Yds
8/30	at Tulane	13	64	4.9	0	--
9/8	Towson	9	64	7.1	1	14
9/13	Boston College	19	65	3.4	0	--
9/22	Notre Dame	16	11	0.7	0	--
9/29	Rice	2	4	2.0	0	--
10/6	Clemson	8	-8	-1.0	0	--
10/20	at Florida State	9	-22	-2.4	0	--
10/27	at Louisville	12	46	3.8	1	12
11/3	Syracuse	19	51	2.7	0	--
11/8	at NC State	--INJ--	--	--	--	--
11/17	Pittsburgh	--INJ--	--	--	--	--
11/24	at Duke	--INJ--	--	--	--	--
12/22	vs. Memphis	--INJ--	--	--	--	--

2019	Opponent	Att	Yds	Avg	TD	TD Yds
8/30	Utah State	--DNP--	--	--	--	--
9/6	at Rice	--DNP--	--	--	--	--
9/13	North Carolina	--DNP--	--	--	--	--
9/21	Elon	--DNP--	--	--	--	--
9/28	at Boston College	--DNP--	--	--	--	--
10/12	Louisville	2	4	2.0	1	1
10/19	Florida State	15	43	2.9	0	--
11/2	NC State	--DNP--	--	--	--	--
11/9	at Virginia Tech	--DNP--	--	--	--	--

## AMARI HENDERSON DEFENSIVE BACK

R-Sr. ■ 6-1 ■ 180 ■ 3VL  
Charlotte, N.C.  
Mallard Creek



**2019 Honors:** Preseason Senior Bowl Watch List

### HENDERSON'S CAREER DEFENSIVE STATS

	G-GS	S-A-Tot	TFL-Yds	Sk-Yds	Int-Yds	PBU	FF-FR
2016	10-8	13-7-20	0.0-0	0-0	1-0	9	0-1
2017	13-11	51-11-62	1.5-4	0-0	2-0	12	0-0
2018	10-9	34-13-47	0.5-0	0-0	0-0	10	0-0
2019	9-9	24-7-31	1.0-2	0-0	4-3	9	0-0
Career	42-37	122-38-160	3.0-6	0-0	7-3	40	0-1

### HENDERSON'S GAME-BY-GAME DEFENSIVE STATS

2016	Opp	S-A-Tot	TFL-Yds	Sk-Yds	Int-Yds	PBU	FF-FR
9/1	Tulane	0-0-0	0-0	0-0	0-0	1	0-0
9/10	at Duke	--INJ--	--	--	--	--	--
9/17	Delaware	0-0-0	0-0	0-0	0-0	2	0-0
9/24	at Indiana	3-0-3	0-0	0-0	0-0	2	0-0
10/1	at NC State	1-1-2	0-0	0-0	0-0	1	0-0

10/8	Syracuse	3-1-4	0-0	0-0	1-0	0	0-0
10/15	at Florida St.	--INJ--	--	--	--	--	--
10/29	Army	--INJ--	--	--	--	--	--
11/5	Virginia	1-2-3	0-0	0-0	0-0	0	0-0
11/12	at Louisville	0-0-0	0-0	0-0	0-0	0	0-1
11/19	Clemson	2-0-2	0-0	0-0	0-0	2	0-0
11/26	Boston College	1-1-2	0-0	0-0	0-0	0	0-0
12/27	vs. Temple	2-2-4	0-0	0-0	0-0	1	0-0

2017	Opp	S-A-Tot	TFL-Yds	Sk-Yds	Int-Yds	PBU	FF-FR
8/31	Presbyterian	0-0-0	0-0	0-0	0-0	1	0-0
9/9	at Boston Coll	4-0-4	0-0	0-0	0-0	2	0-0
9/16	Utah State	7-0-7	0-0	0-0	0-0	0	0-0
9/23	at App State	6-0-6	0-0	0-0	0-0	1	0-0
9/30	Florida State	4-3-7	1.0-2	0-0	0-0	2	0-0
10/7	at Clemson	8-1-9	0.5-2	0-0	1-0	0	0-0
10/21	at Ga Tech	2-0-2	0-0	0-0	0-0	1	0-0
10/28	Louisville	5-1-6	0-0	0-0	0-0	2	0-0
11/4	at Notre Dame	1-2-3	0-0	0-0	0-0	0	0-0
11/11	at Syracuse	3-0-3	0-0	0-0	0-0	0	0-0
11/18	NC State	4-1-5	0-0	0-0	0-0	1	0-0
11/25	Duke	7-1-8	0-0	0-0	1-0	1	0-0
12/29	vs. Texas A&M	0-2-2	0-0	0-0	0-0	1	0-0

2018	Opp	S-A-Tot	TFL-Yds	Sk-Yds	Int-Yds	PBU	FF-FR
8/30	at Tulane	1-0-1	0-0	0-0	0-0	1	0-0
9/8	Towson	--INJ--	--	--	--	--	--
9/13	Boston College	2-2-4	0.5-0	0-0	0-0	0	0-0
9/22	Notre Dame	3-0-3	0-0	0-0	0-0	1	0-0
9/29	Rice	1-1-2	0-0	0-0	0-0	0	0-0
10/6	Clemson	3-3-6	0-0	0-0	0-0	0	0-0
10/20	at Florida State	1-0-1	0-0	0-0	0-0	0	0-0
10/27	at Louisville	6-1-7	0-0	0-0	0-0	4	0-0
11/3	Syracuse	3-1-4	0-0	0-0	0-0	0	0-0
11/8	at NC State	9-5-14	0-0	0-0	0-0	2	0-0
11/17	Pittsburgh	--INJ--	--	--	--	--	--
11/24	at Duke	--INJ--	--	--	--	--	--
12/22	vs. Memphis	5-0-5	0-0	0-0	0-0	0	0-0

2019	Opp	S-A-Tot	TFL-Yds	Sk-Yds	Int-Yds	PBU	FF-FR
8/30	Utah State	3-0-3	0-0	0-0	1-1	1	0-0
9/6	at Rice	3-3-6	0-0	0-0	0-0	1	0-0
9/13	North Carolina	1-1-2	0-0	0-0	0-0	1	0-0
9/21	Elon	4-0-4	0-0	0-0	0-0	0	0-0
9/28	at Boston Col.	2-1-3	0-0	0-0	1-2	0	0-0
10/12	Louisville	4-0-4	0-0	0-0	0-0	1	0-0
10/19	Florida State	1-0-1	0-0	0-0	0-0	1	0-0
11/2	NC State	5-1-6	1.0-2	0-0	2-0	4	0-0
11/9	at Va Tech	1-1-2	0-0	0-0	0-0	0	0-0

## KENDALL HINTON WIDE RECEIVER

R-Sr. ■ 6-0 ■ 195 ■ 3VL  
Durham, N.C.  
Southern Durham



### HINTON'S CAREER RECEIVING STATS

	G-GS	Rec	Yds	Avg	TD	Lg/Opponent
2015	9-2	0	0	0.0	0	--
2016	3-1	0	0	0.0	0	--
2017	5-1	0	0	0.0	0	--
2018	5-0	6	61	10.2	0	16/Memphis
2019	7-7	51	659	12.9	1	45/at Va Tech
Career	29-11	57	720	12.6	1	45/at Va Tech

### HINTON'S GAME-BY-GAME RECEIVING STATS

Hinton switched from quarterback to wide receiver in 2018						
2018	Opponent	Rec	Yds	Avg	TD	TD Yds
8/30	at Tulane	--SUSP--				
9/8	Towson	--SUSP--				
9/13	Boston College	--SUSP--				
9/22	Notre Dame	3	23	7.7	0	--
9/29	Rice	0	0	0.0	0	--
10/6	Clemson	0	0	0.0	0	--
10/20	at Florida State	--INJ--				
10/27	at Louisville	--DNP--				
11/3	Syracuse	--INJ--				
11/8	at NC State	--INJ--				
11/17	Pittsburgh	--INJ--				
11/24	at Duke	0	0	0.0	0	--
12/22	vs. Memphis	3	38	12.7	0	--

# WAKE FOREST FOOTBALL

2019	Opponent	Rec	Yds	Avg	TD	TD Yds
8/30	Utah State	9	66	7.3	1	2
9/6	at Rice	2	44	22.0	0	--
9/13	North Carolina	--	--	--	--	--
9/21	Elon	--	--	--	--	--
9/28	at Boston College	6	67	11.1	0	--
10/12	Louisville	13	134	10.3	0	--
10/19	Florida State	7	93	13.3	0	--
11/2	NC State	6	93	15.5	0	--
11/9	at Virginia Tech	8	162	20.3	0	--

## HINTON'S CAREER RUSHING STATS

	G-GS	Att	Yds	Avg	TD	Lg/Opponent
2015	9-2	93	390	4.2	7	69/NC State
2016	3-1	25	125	5.0	2	32/at Duke
2017	5-1	46	190	4.1	1	37/at Clemson
2018	5-0	22	167	7.6	2	53/Clemson
2019	7-7	1	1	1.0	0	1/NC State
Career	29-11	187	873	4.7	12	69/NC State

## HINTON'S GAME-BY-GAME RUSHING STATS

2015	Opponent	Att	Yds	Avg	TD	TD Yds
9/3	Elon	2	12	6.0	0	--
9/12	at Syracuse	--DNP--				
9/19	at Army	17	101	5.9	2	15, 7
9/26	Indiana	22	57	2.6	2	15, 14
10/3	Florida State	13	48	3.7	0	--
10/10	at Boston Col.	--INJ--				
10/17	at UNC	7	37	5.3	0	--
10/24	NC State	13	75	5.8	2	69, 1
10/30	Louisville	8	-14	-1.8	0	--
11/14	at Notre Dame	4	23	5.8	0	--
11/21	at Clemson	7	51	7.3	1	8
11/28	Duke	--SICK--				

2016	Opponent	Att	Yds	Avg	TD	TD Yds
9/1	Tulane	8	24	3.0	1	1
9/10	at Duke	11	63	5.7	0	--
9/17	Delaware	6	38	6.3	1	10
9/24	at Indiana	--INJ--				
10/1	at NC State	--INJ--				
10/8	Syracuse	--INJ--				
10/15	at Florida State	--INJ--				
10/29	Army West Point	--INJ--				
11/5	Virginia	--INJ--				
11/12	at Louisville	--INJ--				
11/19	Clemson	--INJ--				
11/26	Boston College	--INJ--				
12/27	vs. Temple	--INJ--				

2017	Opponent	Att	Yds	Avg	TD	TD Yds
8/31	Presbyterian	6	22	3.7	1	1
9/9	at Boston College	--DNP--				
9/16	Utah State	7	4	0.6	0	--
9/23	at App State	--DNP--				
9/30	Florida State	--DNP--				
10/7	at Clemson	24	92	3.8	0	--
10/21	at Georgia Tech	--DNP--				
10/28	Louisville	--DNP--				
11/4	at Notre Dame	5	39	7.8	0	--
11/11	at Syracuse	--DNP--				
11/18	NC State	--DNP--				
11/25	Duke	4	33	8.3	0	--
12/29	vs. Texas A&M	--DNP--				

2018	Opponent	Att	Yds	Avg	TD	TD Yds
8/30	at Tulane	--SUSP--				
9/8	Towson	--SUSP--				
9/13	Boston College	--SUSP--				
9/22	Notre Dame	1	23	23.0	1	23
9/29	Rice	6	23	3.8	0	--
10/6	Clemson	11	92	8.4	0	--
10/20	at Florida State	--INJ--				
10/27	at Louisville	--DNP--				
11/3	Syracuse	--INJ--				
11/8	at NC State	--INJ--				
11/17	Pittsburgh	--INJ--				
11/24	at Duke	4	29	7.3	1	11
12/22	vs. Memphis	0	0	0.0	0	--

2019	Opponent	Att	Yds	Avg	TD	TD Yds
8/30	Utah State	0	0	0.0	0	--
9/6	at Rice	0	0	0.0	0	--
9/13	North Carolina	--INJ--				
9/21	Elon	--INJ--				
9/28	at Boston College	0	0	0.0	0	--
10/12	Louisville	0	0	0.0	0	--
10/19	Florida State	0	0	0.0	0	--
11/2	NC State	1	1	1.0	0	--
11/9	at Virginia Tech	0	0	0.0	0	--

## SULAIMAN KAMARA DEFENSIVE LINE

R-Jr. ■ 6-2 ■ 290 ■ 1VL  
Richmond, Va.  
Hermitage



## KAMARA'S CAREER DEFENSIVE STATS

	G-GS	S-A-Tot	TFL-Yds	Sk-Yds	Int-Yds	PBU	FF-FR
2017	12-0	6-6-12	3-0-6	0-0-0	0-0-0	0	0-1
2018	12-0	13-15-28	1-5-6	0-5-4	0-0-0	0	0-1
2019	9-2	7-12-19	1-5-4	0-0-0	0-0-0	0	0-1
Career	33-2	26-33-59	6-0-16	0-5-4	0-0-0	0	0-3

## KAMARA'S GAME-BY-GAME DEFENSIVE STATS

2017	Opp	S-A-Tot	TFL-Yds	Sk-Yds	Int-Yds	PBU	FF-FR
8/31	Presbyterian	0-2-2	0-0-0	0-0-0	0-0-0	0	0-0
9/9	at Boston Coll	1-1-2	1-0-1	0-0-0	0-0-0	0	0-1
9/16	Utah State	0-0-0	0-0-0	0-0-0	0-0-0	0	0-0
9/23	at App State	--DNP--					
9/30	Florida State	0-0-0	0-0-0	0-0-0	0-0-0	0	0-0
10/7	at Clemson	0-1-1	0-0-0	0-0-0	0-0-0	0	0-0
10/21	at Ga Tech	0-0-0	0-0-0	0-0-0	0-0-0	0	0-0
10/28	Louisville	0-0-0	0-0-0	0-0-0	0-0-0	0	0-0
11/4	at Notre Dame	0-0-0	0-0-0	0-0-0	0-0-0	0	0-0
11/11	at Syracuse	2-0-2	1-0-4	0-0-0	0-0-0	0	0-0
11/18	NC State	2-2-4	1-0-1	0-0-0	0-0-0	0	0-0
11/25	Duke	0-0-0	0-0-0	0-0-0	0-0-0	0	0-0
12/29	vs. Texas A&M	1-0-1	0-0-0	0-0-0	0-0-0	0	0-0

2018	Opp	S-A-Tot	TFL-Yds	Sk-Yds	Int-Yds	PBU	FF-FR
8/30	at Tulane	1-3-4	0-0-0	0-0-0	0-0-0	0	0-1
9/8	Towson	0-3-3	0-5-5	0-5-5	0-0-0	0	0-0
9/13	Boston College	1-0-1	0-0-0	0-0-0	0-0-0	0	0-0
9/22	Notre Dame	1-1-2	0-0-0	0-0-0	0-0-0	0	0-0
9/29	Rice	3-1-4	0-0-0	0-0-0	0-0-0	0	0-0
10/6	Clemson	0-1-1	0-0-0	0-0-0	0-0-0	0	0-0
10/20	at Florida State	0-0-0	0-0-0	0-0-0	0-0-0	0	0-0
10/27	at Louisville	0-0-0	0-0-0	0-0-0	0-0-0	0	0-0
11/3	Syracuse	2-1-3	1-0-2	0-0-0	0-0-0	0	0-0
11/8	at NC State	0-0-0	0-0-0	0-0-0	0-0-0	0	0-0
11/17	Pittsburgh	1-3-4	0-0-0	0-0-0	0-0-0	0	0-0
11/24	at Duke	2-1-3	0-0-0	0-0-0	0-0-0	0	0-0
12/22	vs. Memphis	2-1-3	0-0-0	0-0-0	0-0-0	0	0-0

2019	Opp	S-A-Tot	TFL-Yds	Sk-Yds	Int-Yds	PBU	FF-FR
8/30	Utah State	0-1-1	0-0-0	0-0-0	0-0-0	0	0-0
9/6	Rice	0-3-3	0-0-0	0-0-0	0-0-0	0	0-0
9/13	North Carolina	0-1-1	0-0-0	0-0-0	0-0-0	0	0-0
9/21	Elon	2-0-2	0-0-0	0-0-0	0-0-0	0	0-0
9/28	at Boston Col.	2-3-5	0-0-0	0-0-0	0-0-0	0	0-0
10/12	Louisville	1-1-2	0-0-0	0-0-0	0-0-0	0	0-0
10/19	Florida State	0-2-2	0-0-0	0-0-0	0-0-0	0	0-1
11/2	NC State	1-0-1	1-0-4	0-0-0	0-0-0	0	0-0
11/9	at Va Tech	1-1-2	0-0-0	0-0-0	0-0-0	0	0-0

## DOM MAGGIO PUNTER

Sr. ■ 6-3 ■ 190 ■ 3VL  
Monkton, MD  
The Boys' Latin School



2019 Honors: Nominated for Ray Guy Award

## MAGGIO'S CAREER PUNTING STATS

	No.	Yds.	Avg.	Lg	In20	TB	FC	Blk	50+
2016	72	3,026	42.0	80	24	7	12	1	18
2017	68	2,996	44.1	74	23	7	20	3	20
2018	77	3,217	41.8	56	24	3	29	1	12
2019	51	2,344	46.0	63	19	8	10	0	18
Career	268	11,583	43.2	80	90	25	71	5	68

## 2016 Punting Sequence

Tulane: 51, 24, 29, 47, 44, 43, 53, 31  
at Duke: 46, 47, 31, 47, 39, 56, 59  
Delaware: No punts  
at Indiana: No punts  
at NC State: 35, 39, 52, 54, 51, 50  
Syracuse: 38, 35, 41, 50, 31, 51  
at Florida State: 67, 31, 35, 43, 54, 38  
Army West Point: 29, 58, 42, 37, 62  
Virginia: 36, 46, 39, 32, 47, 38  
at Louisville: 38, 43, 45, 42, 26, 27  
Clemson: 28, 16, 30, 38, 43, 46, 39, 80, 33, 48  
Boston College: 41, 45, 54, 55, 39, 49, 40  
vs. Temple: 52, 37, 43, 24, 17

## 2017 Punting Sequence

Presbyterian: 35  
at Boston College: 29, 33, 45, 35, 34, 54, 40, 53, 51  
Utah State: 39, 50, 61, 36, 55  
at Appalachian State: 55, 58, 50, 43, 46, 39, 37, 38, 42  
Florida State: 44, 38, 40, 40, 35, 41, 35  
at Clemson: 47, 42, 43, 48, 46, 51, 40  
at Georgia Tech: 43, 50, 53  
Louisville: 31, 46  
at Notre Dame: 30, 36, 37, 57, 45  
at Syracuse: 34, 46, 47, 34  
NC State: 39, 46, 55, 34, 32  
Duke: 74, 41, 59, 35, 62, 53, 40  
vs. Texas A&M: 41, 42, 54, 52

## 2018 Punting Sequence

at Tulane: 41, 34, 28, 46, 34, 38  
Towson: 41  
Boston College: 51, 39, 54, 55, 40, 34, 37  
Notre Dame: 33, 46, 29, 49, 50, 44  
Rice: 49, 49, 43, 40  
Clemson: 41, 42, 39, 41, 41, 49, 50, 37, 52, 37, 30, 37  
at Florida State: 35, 53, 48, 28, 46, 45, 39, 47, 47  
at Louisville: 49, 51, 41  
Syracuse: 42, 47, 45, 33, 43, 31, 41  
at NC State: 45, 28, 32, 36, 38  
Pittsburgh: 39, 42, 34, 54, 45  
at Duke: 29, 43, 52, 34, 40, 39  
vs. Memphis: 53, 49, 43, 35, 40, 56

## 2019 Punting Sequence

Utah State: 24, 51, 37, 55, 46  
at Rice: 42, 48, 49, 40  
North Carolina: 38, 46, 47, 40, 45, 56, 52, 58  
Elon: 39, 51  
at Boston College: 53, 60, 40, 43, 35  
Louisville: 57, 43, 45, 31, 48, 44  
Florida State: 62, 54, 63, 16, 49, 34, 61, 34  
NC State: 42, 37, 42, 38, 48, 40  
at Virginia Tech: 53, 53, 48, 55, 52, 55, 45

## LUKE MASTERSON DEFENSIVE BACK

R-Jr. ■ 6-2 ■ 220 ■ 2VL  
Naples, Fla.  
Gulf Coast



## MASTERSON'S CAREER DEFENSIVE STATS

	G-GS	S-A-Tot	TFL-Yds	Sk-Yds	Int-Yds	PBU	FF-FR
2017	13-3	34-8-42	1-0-1	0-0-0	0-0-0	3	0-0
2018	10-6	33-19-52	1-0-4	0-0-0	1-4-3	3	0-0
2019	6-6	11-8-19	3-0-11	1-0-7	0-4-0	3	0-1
Career	29-15	78-35-113	5-0-16	1-0-7	1-4-3	9	0-1

## MASTERSON'S GAME-BY-GAME DEFENSIVE STATS

2017	Opp	S-A-Tot	TFL-Yds	Sk-Yds	Int-Yds	PBU	FF-FR
8/31	Presbyterian	2-0-2	0-0	0-0	0-0	0	0-0
9/9	at Boston Col.	1-1-2	0-0	0-0	0-0	0	0-0
9/16	Utah State	5-1-6	0-0	0-0	0-0	0	0-0
9/23	at App State	0-0-0	0-0	0-0	0-0	0	0-0
9/30	Florida State	1-0-1	0-0	0-0	0-0	0	0-0
10/7	at Clemson	2-0-2	0-0	0-0	0-0	0	0-0
10/21	at Ga. Tech	1-0-1	0-0	0-0	0-0	0	0-0
10/28	Louisville	0-0-0	0-0	0-0	0-0	0	0-0
11/4	at Notre Dame	6-2-8	0-0	0-0	0-0	1	0-0
11/11	at Syracuse	4-0-4	0-0	0-0	0-0	2	0-0
11/18	NC State	7-2-9	0-0	0-0	0-0	0	0-0
11/25	Duke	4-1-5	10-1	0-0	0-0	0	0-0

# WAKE FOREST FOOTBALL

12/29 vs. Texas A&M 1-1-2 0-0 0-0 0-0 0 0-0

2018	Opp	S-A-Tot	TFL-Yds	Sk-Yds	Int-Yds	PBU	FF-FR
8/30	at Tulane	--INJ--					
9/8	Towson	--INJ--					
9/13	Boston College	--INJ--					
9/22	Notre Dame	3-0-3	0-0	0-0	0-0	0	0-0
9/29	Rice	6-2-8	0-0	0-0	1-43	0	0-0
10/6	Clemson	7-1-8	0-0	0-0	0-0	0	0-0
10/20	at Florida State	3-2-5	1.0-4	0-0	0-0	0	0-0
10/27	at Louisville	3-2-5	0-0	0-0	0-0	1	0-0
11/3	Syracuse	3-6-9	0-0	0-0	0-0	0	0-0
11/8	at NC State	4-1-5	0-0	0-0	0-0	1	0-0
11/17	Pittsburgh	0-3-3	0-0	0-0	0-0	0	0-0
11/24	at Duke	3-2-5	0-0	0-0	0-0	1	0-0
12/22	vs. Memphis	1-0-1	0-0	0-0	0-0	0	0-0

2019	Opp	S-A-Tot	TFL-Yds	Sk-Yds	Int-Yds	PBU	FF-FR
8/30	Utah State	2-0-2	1.0-4	0-0	0-0	2	0-0
9/6	at Rice	2-4-6	0.5-0	0-0	0-0	1	0-0
9/13	North Carolina	2-1-3	1.0-7	1.0-7	0-0	0	0-1
9/21	Elon	2-0-2	0-0	0-0	0-0	0	0-0
9/28	at Boston Col.	3-3-6	0.5-0	0-0	0-0	0	0-0
10/12	Louisville	0-0-0	0-0	0-0	0-0	0	0-0
10/19	Florida State	--INJ--					
11/2	NC State	--INJ--					
11/9	at Va Tech	--INJ--					

## JAMIE NEWMAN QUARTERBACK

R-Jr. ■ 6-4 ■ 230 ■ 2VL  
Graham, N.C.  
Graham



**2019 Honors:** Manning Award Watch List ... Maxwell Award Watch List ... Named ACC Player of the Week (Quarterback) following the Utah State game

### NEWMAN'S CAREER PASSING STATS

	G-GS	Cmp	Att	Pct	Yds	Int	TD	Lg/Opponent
2017	3-0	2	4	.500	8	1	0	5/Presbyterian
2018	6-4	84	141	.596	1,083	4	9	43/at NC State
2019	8-8	182	282	.645	2,297	7	22	70/Utah State
Career	17-12	268	427	.628	3,380	12	31	70/Utah State

### NEWMAN'S GAME-BY-GAME PASSING STATS

2017	Opponent	Cmp	Att	Yds	Int	TD	TD Pass
8/31	Presbyterian	2	4	8	1	0	--
9/9	at Boston College	--DNP--					
9/16	Utah State	0	0	0	0	0	--
9/23	at App State	--DNP--					
9/30	Florida State	--DNP--					
10/7	at Clemson	--DNP--					
10/21	at Georgia Tech	--DNP--					
10/28	Louisville	--DNP--					
11/4	at Notre Dame	0	0	0	0	0	--
11/11	at Syracuse	--DNP--					
11/18	NC State	--DNP--					
11/25	Duke	--DNP--					
12/29	vs. Texas A&M	--DNP--					

2018	Opponent	Cmp	Att	Yds	Int	TD	TD Pass
8/30	at Tulane	--DNP--					
9/8	Towson	--DNP--					
9/13	Boston College	--DNP--					
9/22	Notre Dame	4	7	29	1	0	--
9/29	Rice	--DNP--					
10/6	Clemson	--DNP--					
10/20	at Florida State	3	8	46	0	0	--
10/27	at Louisville	--DNP--					
11/3	Syracuse	--DNP--					
11/8	at NC State	22	33	297	0	3	38,19,32
11/17	Pittsburgh	15	30	206	2	1	28
11/24	at Duke	18	23	177	0	4	15, 9, 6, 9
12/22	vs. Memphis	22	40	328	1	1	9

2019	Opponent	Cmp	Att	Yds	Int	TD	TD Pass
8/30	Utah State	31	47	401	0	3	22,9,2
9/6	at Rice	21	27	312	0	3	7,25,59
9/13	North Carolina	14	26	214	1	1	51
9/21	Elon	27	35	351	1	5	4,34,5,48,31

9/28	at Boston College	21	33	243	1	2	6,27
10/12	Louisville	24	41	251	2	3	12,3,47
10/19	Florida State	--INJ--					
11/2	NC State	25	38	287	0	3	5,2,4
11/9	at Va Tech	16	35	238	2	2	11,24

### NEWMAN'S CAREER RUSHING STATS

	G-GS	Att	Yds	Avg	TD	Lg/Opponent
2017	3-0	1	5	5.0	0	5/Presbyterian
2018	6-4	64	247	3.9	4	27/at NC State
2019	8-8	110	301	2.7	5	50/at BC
Career	17-12	175	553	3.2	9	50/at BC

### NEWMAN'S GAME-BY-GAME RUSHING STATS

2017	Opponent	Att	Yds	Avg	TD	TD Yds
8/31	Presbyterian	1	5	5.0	0	--
9/9	at Boston College	--DNP--				
9/16	Utah State	0	0	0	0	--
9/23	at App State	--DNP--				
9/30	Florida State	--DNP--				
10/7	at Clemson	--DNP--				
10/21	at Georgia Tech	--DNP--				
10/28	Louisville	--DNP--				
11/4	at Notre Dame	0	0	0	0	--
11/11	at Syracuse	--DNP--				
11/18	NC State	--DNP--				
11/25	Duke	--DNP--				
12/29	vs. Texas A&M	--DNP--				

2018	Opponent	Att	Yds	Avg	TD	TD Yds
8/30	at Tulane	--DNP--				
9/8	Towson	--DNP--				
9/13	Boston College	--DNP--				
9/22	Notre Dame	8	73	9.1	1	15
9/29	Rice	--INJ--				
10/6	Clemson	--DNP--				
10/20	at Florida State	4	-3	-0.8	0	--
10/27	Louisville	--DNP--				
11/3	Syracuse	--DNP--				
11/8	at NC State	13	44	3.4	0	--
11/16	Pittsburgh	3	-8	-2.6	0	--
11/24	at Duke	13	50	3.8	0	--
12/22	vs. Memphis	23	91	4.0	3	1, 17, 1

2019	Opponent	Att	Yds	Avg	TD	TD Yds
8/30	Utah State	21	36	1.7	1	1
9/6	at Rice	6	29	4.8	0	--
9/13	North Carolina	19	78	4.1	2	5,6
9/21	Elon	9	17	1.9	0	--
9/28	at Boston College	23	102	4.4	0	--
10/12	Louisville	9	13	1.4	0	--
10/19	Florida State	--INJ--				
11/2	NC State	11	30	2.7	2	20,2
11/9	at Virginia Tech	12	-4	-0.3	0	--

## TRAVEON REDD DEFENSIVE BACK

R-Jr. ■ 6-0 ■ 195 ■ 2VL  
Martinsville, Va.  
Magna Vista



### REDD'S CAREER DEFENSIVE STATS

	G-GS	S-A-Tot	TFL-Yds	Sk-Yds	Int-Yds	PBU	FF-FR
2016	11-0	7-2-9	0-0	0-0	0-0	0	0-0
2017	--INJ--						
2018	13-0	10-8-18	1.5-3	0-0	0-0	1	0-0
2019	9-5	16-15-31	3.0-8	1.5-4	0-0	1	0-1
Career	33-5	33-25-58	4.5-11	1.5-4	0-0	2	0-1

### REDD'S GAME-BY-GAME DEFENSIVE STATS

2016	Opp	S-A-Tot	TFL-Yds	Sk-Yds	Int-Yds	PBU	FF-FR
9/1	Tulane	--DNP--					
9/10	at Duke	0-0-0	0-0	0-0	0-0	0	0-0
9/17	Delaware	2-0-2	0-0	0-0	0-0	0	0-0
9/24	at Indiana	1-0-1	0-0	0-0	0-0	0	0-0
10/1	at NC State	0-0-0	0-0	0-0	0-0	0	0-0
10/8	Syracuse	1-1-2	0-0	0-0	0-0	0	0-0
10/15	at Florida St.	0-0-0	0-0	0-0	0-0	0	0-0

10/29	Army	0-0-0	0-0	0-0	0-0	0	0-0
11/5	Virginia	1-1-2	0-0	0-0	0-0	0	0-0
11/12	at Louisville	--DNP--					
11/19	Clemson	0-0-0	0-0	0-0	0-0	0	0-0
11/26	Boston College	0-0-0	0-0	0-0	0-0	0	0-0
12/27	vs. Temple	2-0-2	0-0	0-0	0-0	0	0-0

2018	Opp	S-A-Tot	TFL-Yds	Sk-Yds	Int-Yds	PBU	FF-FR
8/30	at Tulane	2-2-4	0-0	0-0	0-0	0	0-0
9/8	Towson	3-2-5	0-0	0-0	0-0	1	0-0
9/13	Boston College	0-0-0	0-0	0-0	0-0	0	0-0
9/22	Notre Dame	1-0-1	0-0	0-0	0-0	0	0-0
9/29	Rice	0-0-0	0-0	0-0	0-0	0	0-0
10/6	Clemson	1-0-1	0-0	0-0	0-0	0	0-0
10/20	at Florida State	0-0-0	0-0	0-0	0-0	0	0-0
10/27	at Louisville	1-0-1	0-0	0-0	0-0	0	0-0
11/3	Syracuse	2-2-4	1.0-3	0-0	0-0	0	0-0
11/8	at NC State	0-0-0	0-0	0-0	0-0	0	0-0
11/17	Pittsburgh	0-1-1	0.5-0	0-0	0-0	0	0-0
11/24	at Duke	0-1-1	0-0	0-0	0-0	0	0-0
12/22	vs. Memphis	0-0-0	0-0	0-0	0-0	0	0-0

2019	Opp	S-A-Tot	TFL-Yds	Sk-Yds	Int-Yds	PBU	FF-FR
8/30	Utah State	2-0-2	0-0	0-0	0-0	0	0-0
9/6	at Rice	3-5-8	1.0-2	1.0-2	0-0	0	0-0
9/13	North Carolina	0-2-2	0-0	0-0	0-0	0	0-0
9/21	Elon	0-1-1	0-0	0-0	0-0	0	0-0
9/28	at Boston Col.	3-1-4	0-0	0-0	0-0	0	0-0
10/12	Louisville	4-2-6	1.5-4	0-0	0-0	0	0-1
10/19	Florida State	3-1-4	0-0	0-0	0-0	1	0-0
11/2	NC State	1-3-4	0.5-2	0.5-2	0-0	0	0-0
11/9	at Va Tech	0-0-0	0-0	0-0	0-0	0	0-0

## NICK SCIBA PLACEKICKER

So. ■ 5-9 ■ 190 ■ 1VL  
Clover, S.C.  
Clover



**2019 Honors:** Named ACC Player of the Week (Specialist) after the Florida State game ... Lou Groza Award preseason Watch list ... Preseason fourth team All-ACC by Athlon

### SCIBA'S CAREER KICKING STATS

	FG-A	Pct.	0-19	20-29	30-39	40-49	50+	PAT	PTS
2018	19-22	.863	0-0	8-9	9-11	2-2	0-0	50-50	107
2019	16-16	1.000	0-0	12-12	3-3	1-1	0-0	38-38	86
TOTALS	35-38	.921	0-0	20-21	12-14	3-3	0-0	88-88	193

2018 Field Goal Sequence (Made/Missed):

at Tulane: **23, 34**  
Towson: **35, 27, 27**  
Boston College: **27, 23**  
Notre Dame: **38, 30, 39, 38**  
Clemson: **25**  
Florida State: **32**  
at Louisville: --  
Syracuse: **22**  
NC State: **47, 34**  
Pittsburgh: **32, 20**  
at Duke: **20**  
vs. Memphis: **36, 49, 39**

2019 Field Goal Sequence (Made/Missed):

Utah State: **21**  
at Rice: **26, 23**  
North Carolina: **32**  
Elon: --  
at Boston College: **22, 22**  
Louisville: **34**  
Florida State: **21, 25, 25, 27, 25**  
NC State: **25, 34, 26**  
at Virginia Tech: **40**



# WAKE FOREST FOOTBALL

## RYAN SMENDA, JR. LINEBACKER

So. ■ 6-2 ■ 235 ■ 1VL  
Orange Park, Fla.  
Fleming Island



45

### SMENDA'S CAREER DEFENSIVE STATS

	G-GS	S-A-Tot	TFL-Yds	Sk-Yds	Int-Yds	PBU	FF-FR
2018	8-0	11-11-22	2.5-10	1.0-6	0-0	0	0-1
2019	9-9	19-30-49	4.0-10	1.0-5	0-0	3	0-1
Career	17-9	30-41-71	6.5-20	2.0-11	0-0	3	0-2

### SMENDA'S GAME-BY-GAME DEFENSIVE STATS

2018	Opp	S-A-Tot	TFL-Yds	Sk-Yds	Int-Yds	PBU	FF-FR
8/30	at Tulane	1-1-2	0-0	0-0	0-0	0	0-0
9/8	Towson	2-3-5	1.0-6	1.0-6	0-0	0	0-0
9/13	Boston College	0-2-2	0.5-2	0-0	0-0	0	0-0
9/22	Notre Dame	2-1-3	0-0	0-0	0-0	0	0-1
9/29	Rice	--INJ--					
10/7	Clemson	--INJ--					
10/20	at Florida State	--INJ--					
10/27	at Louisville	0-0-0	0-0	0-0	0-0	0	0-0
11/3	Syracuse	2-1-3	0-0	0-0	0-0	0	0-0
11/8	at NC State	2-3-5	1.0-2	0-0	0-0	0	0-0
11/17	Pittsburgh	--INJ--					
11/24	at Duke	--INJ--					
12/22	vs. Memphis	2-0-2	0-0	0-0	0-0	0	0-0

2019	Opp	S-A-Tot	TFL-Yds	Sk-Yds	Int-Yds	PBU	FF-FR
8/30	Utah State	5-2-7	0-0	0-0	0-0	0	0-0
9/6	at Rice	1-6-7	0.5-0	0-0	0-0	0	0-0
9/13	North Carolina	3-3-6	1.0-2	0-0	0-0	1	0-0
9/21	Elon	0-0-0	0-0	0-0	0-0	1	0-0
9/28	at Boston Col.	2-3-5	0.5-1	0-0	0-0	0	0-0
10/12	Louisville	2-4-6	1.5-4	0.5-2	0-0	1	0-0
10/19	Florida State	2-3-5	0-0	0-0	0-0	0	0-0
11/2	NC State	1-2-3	0.5-3	0-0	0-0	0	0-0
11/9	at Va Tech	3-7-10	0-0	0-0	0-0	0	0-1

## JUSTIN STRNAD LINEBACKER

R-Sr. ■ 6-3 ■ 235 ■ 3VL  
Palm Harbor, Fla.  
East Lake



23

**2019 Honors:** Co-Captain ... Bednarik Award Watch List ...  
Preseason honorable mention All-ACC by Pro Football Focus ...  
Preseason second team All-ACC by Athlon ... Preseason Butkus  
Award Watch list ... Preseason Senior Bowl Watch List

### STRNAD'S CAREER DEFENSIVE STATS

	G-GS	S-A-Tot	TFL-Yds	Sk-Yds	Int-Yds	PBU	FF-FR
2016	13-0	12-7-19	0-0	0-0	0-0	0	0-0
2017	13-0	32-19-51	8.5-34	4.5-22	3-44	1	2-1
2018	13-13	63-42-105	8.5-20	1.5-6	0-0	5	1-0
2019	7-7	38-31-69	5.5-25	2.0-18	1-0	4	0-0
Career	46-20	145-99-244	22.5-79	8.0-46	4-44	10	3-1

### STRNAD'S GAME-BY-GAME DEFENSIVE STATS

2016	Opp	S-A-Tot	TFL-Yds	Sk-Yds	Int-Yds	PBU	FF-FR
9/1	Tulane	0-0-0	0-0	0-0	0-0	0	0-0
9/10	at Duke	1-0-1	0-0	0-0	0-0	0	0-0
9/17	Delaware	1-3-4	0-0	0-0	0-0	0	0-0
9/24	at Indiana	3-0-3	0-0	0-0	0-0	0	0-0
10/1	at NC State	3-1-4	0-0	0-0	0-0	0	0-0
10/8	Syracuse	0-1-1	0-0	0-0	0-0	0	0-0
10/15	at Florida St	0-0-0	0-0	0-0	0-0	0	0-0
10/29	Army	0-0-0	0-0	0-0	0-0	0	0-0
11/5	Virginia	1-1-2	0-0	0-0	0-0	0	0-0

11/12	at Louisville	2-0-2	0-0	0-0	0-0	0	0-0
11/19	Clemson	1-1-2	0-0	0-0	0-0	0	0-0
11/26	Boston College	0-0-0	0-0	0-0	0-0	0	0-0
12/27	vs. Temple	0-0-0	0-0	0-0	0-0	0	0-0

2017	Opp	S-A-Tot	TFL-Yds	Sk-Yds	Int-Yds	PBU	FF-FR
8/31	Presbyterian	4-0-4	2.0-4	0-0	1-22	0	0-0
9/9	at Boston Col.	1-0-1	0-0	0-0	0-0	0	0-0
9/16	Utah State	2-0-2	1.0-1	1.0-1	0-0	0	0-0
9/23	at App State	1-1-2	1.5-7	0-0	0-0	0	0-0
9/30	Florida State	0-2-2	0-0	0-0	0-0	0	0-0
10/7	at Clemson	3-2-5	0-0	0-0	0-0	0	0-0
10/21	at Ga. Tech	1-1-2	0-0	0-0	0-0	0	0-0
10/28	Louisville	6-3-10	2.5-11	2.5-11	0-0	0	1-0
11/4	at Notre Dame	3-2-5	0-0	0-0	0-0	0	0-0
11/11	at Syracuse	4-1-5	0-0	0-0	1-0	0	0-0
11/18	NC State	1-1-2	0-0	0-0	0-0	0	0-0
11/25	Duke	2-0-2	0-0	0-0	1-22	0	0-0
12/29	vs. Texas A&M	4-6-10	1.5-11	1.0-10	0-0	1	1-1

2018	Opp	S-A-Tot	TFL-Yds	Sk-Yds	Int-Yds	PBU	FF-FR
8/30	at Tulane	3-4-7	1.0-5	1.0-5	0-0	0	0-0
9/8	Towson	3-1-4	0-0	0-0	0-0	0	0-0
9/13	Boston College	3-7-10	1.5-5	0.5-1	0-0	0	0-0
9/22	Notre Dame	2-2-4	0-0	0-0	0-0	2	0-0
9/29	Rice	6-1-7	0-0	0-0	0-0	0	0-0
10/6	Clemson	0-2-2	0-0	0-0	0-0	0	0-0
10/20	at Florida State	7-5-12	1.0-2	0-0	0-0	0	1-0
10/27	at Louisville	9-4-13	2.0-2	0-0	0-0	0	0-0
11/3	Syracuse	10-4-14	0.5-0	0-0	0-0	2	0-0
11/8	at NC State	3-2-5	1.5-2	0-0	0-0	0	0-0
11/17	Pittsburgh	6-5-11	0-0	0-0	0-0	1	0-0
11/24	at Duke	4-1-5	0-0	0-0	0-0	1	0-0
12/22	vs. Memphis	9-2-11	1.0-4	0-0	0-0	0	0-0

2019	Opp	S-A-Tot	TFL-Yds	Sk-Yds	Int-Yds	PBU	FF-FR
8/30	Utah State	9-3-12	0-0	0-0	1-0	1	0-0
9/6	at Rice	4-3-7	1.5-4	0-0	0-0	1	0-0
9/13	North Carolina	6-9-15	1.0-7	1.0-7	0-0	1	0-0
9/21	Elon	2-4-6	2.5-13	1.0-11	0-0	0	0-0
9/28	at Boston Col.	9-4-13	0.5-1	0-0	0-0	1	0-0
10/12	Louisville	4-5-9	0-0	0-0	0-0	0	0-0
10/19	Florida State	4-3-7	0-0	0-0	0-0	0	0-0
11/2	NC State	--INJ--					
11/9	at Va Tech	--INJ--					

## SAGE SURRATT WIDE RECEIVER

R-So. ■ 6-3 ■ 215 ■ 1VL  
Lincolnton, N.C.  
Lincolnton



14

**2019 Honors:** Biletnikoff Award Watch List ... Named ACC  
Player of the Week (Wide Receiver) following the Utah State,  
North Carolina, Louisville and Florida State games ... Preseason  
honorable mention All-ACC by Pro Football Focus ... Named  
fourth team preseason All-ACC by Athlon

### SURRATT'S CAREER RECEIVING STATS

	G-GS	Rec	Yds	Avg	TD	Lg/Opponent
2018	13-9	41	581	14.2	4	43/at NC State
2019	9-9	66	1001	15.2	11	70/Utah State
Career	22-18	107	1,582	14.8	15	70/Utah State

### SURRATT'S GAME-BY-GAME RECEIVING STATS

2018	Opponent	Rec	Yds	Avg	TD	TDYds
8/30	at Tulane	11	150	13.6	0	--
9/8	Towson	4	63	15.8	0	--
9/13	Boston College	3	50	16.7	1	5
9/22	Notre Dame	0	0	0.0	0	--
9/29	Rice	1	17	17.0	0	--
10/6	Clemson	0	0	0.0	0	--
10/20	at Florida State	3	33	11.1	1	9
10/27	at Louisville	0	0	0.0	0	--
11/3	Syracuse	3	56	18.7	0	--
11/8	at NC State	8	109	13.6	0	--
11/17	Pittsburgh	3	67	22.3	0	--
11/24	at Duke	3	23	7.7	1	6
12/22	vs. Memphis	2	13	6.5	1	9

2019	Opponent	Rec	Yds	Avg	TD	TDYds
8/30	Utah State	7	158	22.6	1	22
9/6	at Rice	6	45	7.5	1	1
9/13	North Carolina	9	169	18.8	1	51
9/21	Elon	8	112	14.0	2	5,48
9/28	at Boston College	4	31	7.8	1	6
10/12	Louisville	12	196	16.3	3	12,3,47
10/19	Florida State	7	170	24.3	0	--
11/2	NC State	9	67	7.4	0	--
11/9	at Virginia Tech	4	53	13.3	2	11,24

## JA'SIR TAYLOR DEFENSIVE BACK

Jr. ■ 5-10 ■ 190 ■ 2VL  
Asbury Park, N.J.  
Brick Township



6

### TAYLOR'S CAREER DEFENSIVE STATS

	G-GS	S-A-Tot	TFL-Yds	Sk-Yds	Int-Yds	PBU	FF-FR
2017	13-2	24-3-27	0-0	0-0	0-0	5	0-0
2018	13-4	22-4-26	1.0-3	0-0	0-0	5	0-0
2019	9-0	14-3-17	1.0-2	0-0	0-0	1	0-0
Career	34-6	60-10-70	2.0-5	0-0	0-0	11	0-0

### TAYLOR'S GAME-BY-GAME DEFENSIVE STATS

2017	Opp	S-A-Tot	TFL-Yds	Sk-Yds	Int-Yds	PBU	FF-FR
8/31	Presbyterian	2-0-2	0-0	0-0	0-0	0	0-0
9/9	at Boston Col.	2-0-2	0-0	0-0	0-0	0	0-0
9/16	Utah State	1-0-1	0-0	0-0	0-0	0	0-0
9/23	at App State	3-2-5	0-0	0-0	0-0	2	0-0
9/30	Florida State	1-0-1	0-0	0-0	0-0	0	0-0
10/7	at Clemson	1-0-1	0-0	0-0	0-0	0	0-0
10/21	at Ga. Tech	0-0-0	0-0	0-0	0-0	0	0-0
10/28	Louisville	0-0-0	0-0	0-0	0-0	0	0-0
11/4	at Notre Dame	4-0-4	0-0	0-0	0-0	1	0-0
11/11	at Syracuse	4-1-5	0-0	0-0	0-0	1	0-0
11/28	NC State	5-0-5	0-0	0-0	0-0	1	0-0
11/25	Duke	0-0-0	0-0	0-0	0-0	0	0-0
12/29	vs. Texas A&M	1-0-1	0-0	0-0	0-0	0	0-0

2018	Opp	S-A-Tot	TFL-Yds	Sk-Yds	Int-Yds	PBU	FF-FR
8/30	at Tulane	3-0-3	0-0	0-0	0-0	3	0-0
9/8	Towson	3-0-3	0-0	0-0	0-0	1	0-0
9/13	Boston College	1-1-2	1.0-3	0-0	0-0	0	0-0
9/22	Notre Dame	1-0-1	0-0	0-0	0-0	0	0-0
9/29	Rice	3-2-5	0-0	0-0	0-0	0	0-0
10/6	Clemson	0-0-0	0-0	0-0	0-0	0	0-0
10/20	at Florida State	0-0-0	0-0	0-0	0-0	1	0-0
10/27	at Louisville	3-0-3	0-0	0-0	0-0	0	0-0
11/3	Syracuse	1-0-1	0-0	0-0	0-0	0	0-0
11/8	at NC State	2-1-3	0-0	0-0	0-0	0	0-0
11/17	Pittsburgh	1-0-1	0-0	0-0	0-0	0	0-0
11/24	at Duke	3-0-3	0-0	0-0	0-0	0	0-0
12/22	vs. Memphis	1-0-1	0-0	0-0	0-0	0	0-0

2019	Opp	S-A-Tot	TFL-Yds	Sk-Yds	Int-Yds	PBU	FF-FR
8/30	Utah State	2-1-3	<b>1.0-2</b>	0-0	0-0	0	0-0
9/6	at Rice	1-1-2	0-0	0-0	0-0	0	0-0
9/13	North Carolina	2-0-2	0-0	0-0	0-0	0	0-0
9/21	Elon	0-1-1	0-0	0-0	0-0	0	0-0
9/28	at Boston Col.	1-0-1	0-0	0-0	0-0	0	0-0
10/12	Louisville	1-0-1	0-0	0-0	0-0	0	0-0
10/19	Florida State	<b>5-0-5</b>	0-0	0-0	0-0	0	0-0
11/2	NC State	1-0-1	0-0	0-0	0-0	1	0-0
11/9	at Va Tech	1-0-1	0-0	0-0	0-0	0	0-0



# WAKE FOREST FOOTBALL

## WALKER'S CAREER DEFENSIVE STATS

	G-GS	S-A-Tot	TFL-Yds	Sk-Yds	Int-Yds	PBU	FF-FR
2017	--INJ--						
2018	12-0	9-3-12	4.0-13	2.0-11	0-0	0	0-0
2019	7-0	1-1-2	1.0-3	0-0	0-0	0	0-0
Career	19-0	10-4-14	5.0-16	2.0-11	0-0	0	0-0

## WALKER'S GAME-BY-GAME DEFENSIVE STATS

2018	Opp	S-A-Tot	TFL-Yds	Sk-Yds	Int-Yds	PBU	FF-FR
8/30	at Tulane	0-0-0	0-0	0-0	0-0	0	0-0
9/8	Towson	1-2-3	1.0-9	1.0-9	0-0	0	0-0
9/13	Boston College	0-0-0	0-0	0-0	0-0	0	0-0
9/22	Notre Dame	0-0-0	0-0	0-0	0-0	0	0-0
9/29	Rice	2-1-3	2.0-2	0-0	0-0	0	0-0
10/6	Clemson	1-0-1	0-0	0-0	0-0	0	0-0
10/20	at Florida State	0-0-0	0-0	0-0	0-0	0	0-0
10/27	at Louisville	0-0-0	0-0	0-0	0-0	0	0-0
11/3	Syracuse	3-0-3	1.0-2	1.0-2	0-0	0	0-0
11/8	at NC State	0-0-0	0-0	0-0	0-0	0	0-0
11/17	Pittsburgh	0-0-0	0-0	0-0	0-0	0	0-0
11/24	at Duke	1-0-1	0-0	0-0	0-0	0	0-0
12/22	vs. Memphis	1-0-1	0-0	0-0	0-0	0	0-0

2019	Opp	S-A-Tot	TFL-Yds	Sk-Yds	Int-Yds	PBU	FF-FR
8/30	Utah State		--INJ--				
9/6	at Rice	0-0-0	0-0	0-0	0-0	0	0-0
9/13	North Carolina	1-0-1	1.0-3	0-0	0-0	0	0-0
9/21	Elon	0-1-1	0-0	0-0	0-0	0	0-0
9/28	at Boston Col.	0-0-0	0-0	0-0	0-0	0	0-0
10/12	Louisville		--DNP--				
10/19	Florida State	0-0-0	0-0	0-0	0-0	0	0-0
11/2	NC State	0-0-0	0-0	0-0	0-0	0	0-0
11/9	at Va Tech	0-0-0	0-0	0-0	0-0	0	0-0

## SCOTTY WASHINGTON WIDE RECEIVER

R-Sr. ■ 6-5 ■ 225 ■ 3VL  
Washington, D.C.  
St. John's



**2019 Honors:** Biletnikoff Award Watch List ... Preseason Senior Bowl Watch List ... Named ACC Player of the Week following the Rice game (Receiver)

## WASHINGTON'S CAREER RECEIVING STATS

	G-GS	Rec	Yds	Avg	TD	Lg/Opponent
2016	11-2	10	115	11.5	0	26/at NC State
2017	13-11	45	711	15.8	3	50/Texas A&M
2018	11-4	20	243	12.2	3	27/Syracuse
2019	8-8	35	607	17.3	7	59/Rice
Career	43-25	110	1,676	15.2	13	59/Rice

## WASHINGTON'S GAME-BY-GAME RECEIVING STATS

2016	Opponent	Rec	Yds	Avg	TD	TDYds
9/1	Tulane	1	8	8.0	0	--
9/10	at Duke	0	0	0	0	--
9/17	Delaware	1	10	10.0	0	--
9/24	at Indiana	0	0	0	0	--
10/1	at NC State	2	35	17.5	0	--
10/8	Syracuse	0	0	0	0	--
10/15	at Florida St.	0	0	0	0	--
10/29	Army West Point	1	5	5.0	0	--
11/5	Virginia	0	0	0	0	--
11/12	at Louisville	0	0	0	0	--
11/19	Clemson		--DNP--			
11/26	Boston College		--DNP--			
12/27	vs. Temple	5	57	11.4	0	--

2017	Opponent	Rec	Yds	Avg	TD	TDYds
8/31	Presbyterian	1	28	28.0	0	--
9/9	at Boston College	0	0	0	0	--
9/16	Utah State	1	11	11.0	0	--
9/23	at App State	4	79	19.8	0	--
9/30	Florida State	2	57	28.5	0	--
10/7	at Clemson	2	25	12.5	1	16
10/21	at Georgia Tech	1	6	6.0	1	6
10/28	Louisville	6	133	22.2	0	--
11/4	at Notre Dame	8	84	10.5	0	--

11/11	at Syracuse	7	113	10.3	0	--
11/18	NC State	3	29	9.7	0	--
11/25	Duke	1	8	8.0	0	--
12/29	vs. Texas A&M	9	138	15.3	1	50

2018	Opponent	Rec	Yds	Avg	TD	TDYds
8/30	at Tulane		--INJ--			
9/8	Towson		--INJ--			
9/13	Boston College	0	0	0.0	0	--
9/22	Notre Dame	2	24	12.0	0	--
9/29	Rice	0	0	0.0	0	--
10/6	Clemson	0	0	0.0	0	--
10/20	at Florida State	4	44	11.0	0	--
10/27	at Louisville	4	31	7.8	1	9
11/3	Syracuse	3	53	17.7	1	20
11/8	at NC State	2	14	7.0	0	--
11/17	Pittsburgh	1	10	10.0	0	--
11/24	at Duke	2	14	7.0	1	9
12/22	vs. Memphis	2	53	26.5	0	--

2019	Opponent	Rec	Yds	Avg	TD	TDYds
8/30	Utah State	4	46	11.5	1	9
9/6	at Rice	7	158	22.6	2	25,59
9/13	North Carolina	2	31	15.5	0	--
9/21	Elon	9	141	15.7	2	4,31
9/28	at Boston College	5	94	18.8	1	27
10/12	Louisville	2	28	14.0	1	22
10/19	Florida State	3	25	8.3	0	--
11/2	NC State	3	84	28.0	0	--
11/9	at Virginia Tech		--INJ--			

## JA'CQUEZ WILLIAMS LINEBACKER

R-Jr. ■ 6-2 ■ 220 ■ 2VL  
Hinesville, Ga.  
Liberty County



## WILLIAMS' CAREER DEFENSIVE STATS

	G-GS	S-A-Tot	TFL-Yds	Sk-Yds	Int-Yds	PBU	FF-FR
2017	12-0	17-4-21	2.0-7	1.0-4	0-0	1	0-0
2018	12-3	21-18-39	3.0-9	1.0-7	0-0	0	0-0
2019	9-2	20-17-37	2.0-8	1.5-8	0-0	1	1-0
Career	33-5	58-39-97	7.0-24	3.5-19	0-0	2	1-0

## WILLIAMS' GAME-BY-GAME DEFENSIVE STATS

2017	Opp	S-A-Tot	TFL-Yds	Sk-Yds	Int-Yds	PBU	FF-FR
8/31	Presbyterian	2-0-2	0-0	0-0	0-0	0	0-0
9/9	at Boston Col.	1-0-1	0-0	0-0	0-0	0	0-0
9/16	Utah State	0-0-0	0-0	0-0	0-0	0	0-0
9/23	at App State	0-0-0	0-0	0-0	0-0	0	0-0
9/30	Florida State		--INJ--				
10/7	at Clemson	2-1-3	0-0	0-0	0-0	0	0-0
10/21	at Ga. Tech	3-1-4	1.0-3	0-0	0-0	0	0-0
10/28	Louisville	0-1-1	0-0	0-0	0-0	0	0-0
11/4	at Notre Dame	5-1-6	1.0-4	1.0-4	0-0	1	0-0
11/11	at Syracuse	1-0-1	0-0	0-0	0-0	0	0-0
11/18	NC State	0-0-0	0-0	0-0	0-0	0	0-0
11/25	Duke	1-0-1	0-0	0-0	0-0	0	0-0
12/29	vs. Texas A&M	2-0-2	0-0	0-0	0-0	0	0-0

2018	Opp	S-A-Tot	TFL-Yds	Sk-Yds	Int-Yds	PBU	FF-FR
8/30	at Tulane	1-3-4	0-0	0-0	0-0	0	0-0
9/8	Towson	4-2-6	1.0-7	1.0-7	0-0	0	0-0
9/13	Boston College	1-0-1	0-0	0-0	0-0	0	0-0
9/22	Notre Dame	1-0-1	0-0	0-0	0-0	0	0-0
9/29	Rice	3-1-4	1.0-1	0-0	0-0	0	0-0
10/6	Clemson	3-2-5	0-0	0-0	0-0	0	0-0
10/20	at Florida State	1-0-1	1.0-1	0-0	0-0	0	0-0
10/27	at Louisville	0-1-1	0-0	0-0	0-0	0	0-0
11/3	Syracuse	3-2-5	0-0	0-0	0-0	0	0-0
11/8	at NC State	0-3-3	0-0	0-0	0-0	0	0-0
11/17	Pittsburgh	3-4-7	0-0	0-0	0-0	0	0-0
11/24	at Duke		--INJ--				
12/22	vs. Memphis	1-0-1	0-0	0-0	0-0	0	0-0

2019	Opp	S-A-Tot	TFL-Yds	Sk-Yds	Int-Yds	PBU	FF-FR
8/30	Utah State	1-1-2	0-0	0-0	0-0	0	0-0
9/6	at Rice	4-2-6	1.0-5	1.0-5	0-0	0	0-0
9/13	North Carolina	0-0-0	0-0	0-0	0-0	0	0-0
9/21	Elon	1-1-2	0-0	0-0	0-0	0	0-0
9/28	at Boston Col.	0-0-0	0-0	0-0	0-0	0	0-0
10/12	Louisville	1-2-3	0-0	0-0	0-0	0	0-0

## TYLER WILLIAMS DEFENSIVE LINE

R-Fr. ■ 6-1 ■ 290  
West Palm Beach, Fla.  
Oxbridge Academy



## WILLIAMS' CAREER DEFENSIVE STATS

	G-GS	S-A-Tot	TFL-Yds	Sk-Yds	Int-Yds	PBU	FF-FR
2018	9-1	6-5-11	1.5-7	1.0-6	0-0	0	0-0
2019	6-4	11-6-17	4.0-8	0-0	0-0	0	0-0
Career	15-5	17-11-28	5.5-15	1.0-6	0-0	0	0-0


## WILLIAMS' GAME-BY-GAME DEFENSIVE STATS

2018	Opp	S-A-Tot	TFL-Yds	Sk-Yds	Int-Yds	PBU	FF-FR
8/30	at Tulane	0-1-1	0-0	0-0	0-0	0	0-0
9/8	Towson	0-1-1	0-0	0-0	0-0	0	0-0
9/13	Boston College	0-0-0	0-0	0-0	0-0	0	0-0
9/22	Notre Dame	0-1-1	0-0	0-0	0-0	0	0-0
9/29	Rice	0-1-1	0.5-1	0-0	0-0	0	0-0
10/6	Clemson	2-0-2	0-0	0-0	0-0	0	0-0
10/20	at Florida State	1-1-2	0-0	0-0	0-0	0	0-0
10/27	at Louisville	0-0-0	0-0	0-0	0-0	0	0-0
11/3	Syracuse	3-0-3	1.0-6	1.0-6	0-0	0	0-0
11/8	at NC State		--INJ--				
11/17	Pittsburgh		--INJ--				
11/24	at Duke		--INJ--				
12/22	vs. Memphis		--INJ--				

2019	Opp	S-A-Tot	TFL-Yds	Sk-Yds	Int-Yds	PBU	FF-FR
8/30	Utah State		--INJ--				
9/6	at Rice		--INJ--				
9/13	North Carolina		--INJ--				
9/21	Elon	1-0-1	0-0	0-0	0-0	0	0-0
9/28	at Boston Col.	2-5-7	0.5-1	0-0	0-0	0	0-0
10/12	Louisville	2-0-2	2.0-5	0-0	0-0	0	0-0
10/19	Florida State	3-0-3	0-0	0-0	0-0	0	0-0
11/2	NC State	1-0-1	1.0-1	0-0	0-0	0	0-0
11/9	at Va Tech	2-1-3	0.5-1	0-0	0-0	0	0-0

# WAKE FOREST FOOTBALL

## 2019 GAME RECAPS & BOX SCORES



### GAME 1 WAKE FOREST 38, UTAH STATE 35 AUGUST 30, 2019 BB&T FIELD (29,027)

WINSTON-SALEM, N.C. — In a see-saw battle that bounced back and forth and featured eight lead changes, Wake Forest scored last and claimed a 38-35 win over Utah State in the season opener for both teams at BB&T Field.

Quarterback Jamie Newman converted a fourth down with a two-yard pass to Kendall Hinton in the right corner of the end zone to provide the winning points for Wake Forest.

Newman notched career highs with 34 completions in 47 attempts for 401 yards. He threw three touchdown

passes without an interception. Utah State quarterback Jordan Love, who is being billed as a Heisman Trophy candidate by Utah State, completed 33 of 48 passes for 416 yards and three touchdowns. He was plagued by three interceptions.

The two teams combined to throw for 817 yards and produced 1,192 yards of total offense. Wake Forest was able to take advantage of all three turnovers that it gained. In the first quarter, Trey Rucker intercepted a pass in the end zone and the Deacons followed with a 77-yard drive resulting in a Nick Sciba field goal and a 10-7 lead.

In the third quarter, Amari Henderson jumped a route and intercepted Love's pass, giving the Deacons the ball at the Utah State 12. On the first play from scrimmage, Christian Beal-Smith stiff-armed his way into the end zone for a 31-28 lead.

The final turnover came shortly after Hinton's go-ahead score. Love drove the Aggies to the Wake Forest 31 before Justin Strnad made a leaping interception with 17 seconds left to seal the win.

Scoring	1	2	3	4	Total
Utah State	7	14	7	7	35
Wake Forest	10	7	14	7	38

#### 1st Quarter

WF - Surratt 22 pass from Newman (Sciba kick), 11:54	7-0
USU - Bright 7 run (Eberle kick), 9:23	7-7
WF - Sciba 21 field goal, 0:27	10-7

#### 2nd Quarter

USU - Nathan 21 pass from Love (Eberle kick), 14:11	10-14
WF - Washington 9 pass from Newman (Sciba kick), 6:27	17-14
USU - Mariner 17 pass from Love (Eberle kick), 0:25	17-21

#### 3rd Quarter

WF - Newman 1 run (Sciba kick), 9:08	24-21
USU - Thompkins 56 pass from Love (Eberle kick), 5:42	24-28
WF - Beal-Smith 12 run (Sciba kick), 0:49	31-28

#### 4th Quarter

USU - Warren 4 run (Eberle kick), 13:51	31-35
WF - Hinton 2 pass from Newman (Sciba kick), 1:08	38-35

	USU	WF
FIRST DOWNS	23	30
RUSHES-YARDS (NET)	31-180	58-178
PASSING YDS (NET)	416	401
Passes Comp-Att-Int	33-48-3	34-47-0
TOTAL OFFENSE PLAYS-YARDS	79-596	105-579
Fumble Returns-Yards	1-2	0-0
Punt Returns-Yards	0-0	1-1
Kickoff Returns-Yards	1-18	2-46
Interception Returns-Yards	0-0	3-1
Punts (Number-Avg)	7-39.0	5-42.6
Fumbles-Lost	0-0	2-1
Penalties-Yards	8-84	1-15
Possession Time	23:47	36:13
Third-Down Conversions	6 of 16	13 of 24
Fourth-Down Conversions	0 of 1	2 of 5
Red-Zone Scores-Chances	3-5	5-7
Sacks By: Number-Yards	3-19	1-2

**RUSHING:** USU - Warren 19-141; Bright 9-37; Love 3-2. WF - Carney 25-105; Beal-Smith 11-38; Newman 21-36.

**PASSING:** USU - Love 33-48-416-3-3. WF - Newman 34-47-401-3-0.

**RECEIVING:** USU - Mariner 8-118; Nathan 6-83; Repp 5-59; Bright 4-30; Scarver 3-49; Terrell 3-17; Thompkins 2-59; Warren 1-1; Compton 1-0. WF - Hinton 9-66; Surratt 7-158; Claude 6-70; Washington 4-46; Freudenthal 4-31; Chapman 3-24; Carney 1-6.



### GAME 2 WAKE FOREST 41, RICE 21 SEPTEMBER 6, 2019 RICE STADIUM (17,567)

HOUSTON, Texas — Jamie Newman threw three touchdown passes including two to Scotty Washington as Wake Forest downed Rice 41-21 at Rice Stadium on Sept. 6.

The Demon Deacons started the season 2-0 for the fourth consecutive year by winning their fourth straight road game dating back to 2018.

Wake Forest jumped out to a 7-0 lead on its first possession as Christian Beal-Smith scored from two yards out. Boogie Basham strip sacked quarterback Wiley Green on Rice's first drive and Rondell Bothroyd recovered. Four

plays later, Newman tossed a seven yard scoring pass to Sage Surratt, marking Surratt's fourth straight game with a touchdown catch.

Rice rallied with a pair of touchdowns late in the first quarter to knot the game at 14.

On the first play of the second quarter, Newman found Scotty Washington in the end zone for a 25-yard scoring pass. After a punt, the Deacons drove to the Rice 8 before Nick Sciba booted a 26-yard field goal to give Wake a 24-14 halftime lead.

Sciba added a 23-yard field goal in the third quarter before Newman again found Washington on a 59-yard catch and run that staked the Deacons to a 34-14 advantage.

Freshman running back Kenneth Walker, III put the game on ice on Wake Forest's first play of the fourth quarter. After the Deacons stuffed a fourth and goal play from the one for a three-yard loss, Walker took his first handoff of the night and raced 96 yards for the touchdown. The run was the longest in school history, surpassing the previous mark of 90 yards set by Freddie Summers in 1968 and Tony Gallovich in 1940.

Newman ended his night after completing 21 of 27 passes for 312 yards and three touchdowns. Washington led all receivers with seven receptions for a career-high 158 yards. Walker was the game's leading rusher with 125 yards on nine carries.

Scoring	1	2	3	4	Total
Wake Forest	14	10	10	7	41
Rice	14	0	0	7	21

#### 1st Quarter

WF - Beal-Smith 2 run (Sciba kick), 11:55	7-0
WF - Surratt 7 pass from Newman (Sciba kick), 8:39	14-0
RICE - Walter 1 run (Harrison kick), 4:32	14-7
RICE - Stewart 10 run (Harrison kick), 1:31	14-14

#### 2nd Quarter

WF - Washington 25 pass from Newman (Sciba kick), 14:55	21-14
WF - Sciba 26 field goal, 7:48	24-14

#### 3rd Quarter

WF - Sciba 23 field goal, 11:26	27-14
WF - Washington 59 pass from Newman (Sciba kick), 5:04	34-14

#### 4th Quarter

WF - Walker 96 run (Sciba kick), 13:18	41-14
RICE - Trammell 19 pass from Stewart (Harrison kick), 1:51	41-21

	WF	RICE
FIRST DOWNS	19	20
RUSHES-YARDS (NET)	35-201	37-67
PASSING YDS (NET)	312	254
Passes Comp-Att-Int	21-27-0	22-35-0
TOTAL OFFENSE PLAYS-YARDS	62-513	72-321
Fumble Returns-Yards	0-0	0-0
Punt Returns-Yards	1-13	1-34
Kickoff Returns-Yards	0-0	2-44
Interception Returns-Yards	0-0	0-0
Punts (Number-Avg)	4-44.8	7-40.4
Fumbles-Lost	0-0	1-1
Penalties-Yards	5-38	2-12
Possession Time	23:46	36:14
Third-Down Conversions	7 of 14	4 of 16
Fourth-Down Conversions	0 of 0	2 of 3
Red-Zone Scores-Chances	4-4	3-4
Sacks By: Number-Yards	4-27	0-0

**RUSHING:** WF - Walker 9-127; Beal-Smith 10-30; Newman 6-29; Delaney 6-13; Drawdy 2-4; McKinney 1-1. RICE - Walter 8-29; Montgomery 6-19; Williams 4-16; Booker 5-13; Ellerbe 5-3; Trammell 1-2; Stewart 6-(6); Green 2-(9).

**PASSING:** WF - Newman 21-27-0-312-3. RICE - Stewart 19-30-0-185-1; Green 3-5-0-69-0.

**RECEIVING:** WF - Washington 7-158; Surratt 6-45; Freudenthal 3-45; Hinton 2-44; Beal-Smith 2-12; Claude 1-8. RICE - Rozner 6-103; Trammell 6-67; Pitre, III 4-52; Myers 4-18; French 1-9; Walter 1-5.

# WAKE FOREST FOOTBALL

## 2019 GAME RECAPS & BOX SCORES



### GAME 3 WAKE FOREST 24, NORTH CAROLINA 18 SEPTEMBER 13, 2019 BB&T FIELD (31,345)

WINSTON-SALEM, N.C. — Defense was the name of the game as Wake Forest's defense dominated in a 24-18 win over North Carolina at BB&T Field. The game was designated a non-league contest when the two teams agreed to the series in 2015.

Wake Forest (3-0) held North Carolina (2-1) to just 71 yards of total offense in the first half. The Tar Heels failed to cross midfield during the first 41 minutes of the game and converted just two of 16 third-downs.

Wake Forest took a 7-0 lead late in the first quarter when Nasir Greer forced a fumble from UNC running back Javonte Williams and Luke Master-son recovered for the Deacons at the UNC 20. Two plays later, Newman scored on a five-yard quarterback sneak.

The Deacons extended their lead to 14-0 when Newman scored on a six-yard run. The drive opened with a 41-yard completion to Sage Surratt who took the ball to the North Carolina 37. Surratt had a spectacular first half, setting a school record with 157 receiving yards before the half. His only touchdown catch of the night came on a 51-yard completion at the 12:04 mark of the second quarter and put the Deacons ahead 21-0.

North Carolina rallied in the second half, scoring two touchdowns and a field goal to close the margin to 21-18. Newman then took the Deacons on a 12-play, 61-yard drive that concluded with Nick Sciba hitting a 32-yard field goal with 1:09 to play to put the Deacons up 24-18. North Carolina's final rally came up short when the clock expired with the Tar Heels at the Wake Forest 42.

Surratt finished with a career-high 169 yards receiving on nine receptions. Sciba's fourth quarter field goal was his 15th consecutive successful field goal attempt, breaking the previous school record of 14 straight.

Scoring	1	2	3	4	Total
North Carolina	0	0	3	15	18
Wake Forest	7	14	0	3	24

#### 1st Quarter

WF - Newman 5 run (Sciba kick), 3:02 7-0

#### 2nd Quarter

WF - Newman 6 run (Sciba kick), 14:54 14-0  
WF - Surratt 51 pass from Newman (Sciba kick), 12:04 21-0

#### 3rd Quarter

UNC - Ruggles 49 field goal 21-3

#### 4th Quarter


UNC - Carter 11 pass from Howell (Ruggles kick), 0:41 21-10  
UNC - Brown 17 pass from Howell (Walston pass from Howell), 6:09 21-18  
WF - Sciba 32 field goal, 1:09 24-18

	NC	WF
FIRST DOWNS	14	21
RUSHES-YARDS (NET)	37-144	48-222
PASSING YDS (NET)	189	214
Passes Comp-Att-Int	18-30-0	14-26-1
TOTAL OFFENSE PLAYS-YARDS	37-333	74-436
Fumble Returns-Yards	0-0	0-0
Punt Returns-Yards	1-9	3-3
Kickoff Returns-Yards	2-28	1-23
Interception Returns-Yards	1-0	0-0
Punts (Number-Avg)	10-46.0	8-47.8
Fumbles-Lost	1-1	1-0
Penalties-Yards	7-43	2-15
Possession Time	29:21	30:39
Third-Down Conversions	2 of 16	5 of 15
Fourth-Down Conversions	3 of 3	0 of 1
Red-Zone Scores-Chances	3-3	3-4
Sacks By: Number-Yards	1-6	6-26

**RUSHING:** NC - Carter 13-96; J. Williams 9-27; Ruder 3-21; Newsome 1-2; Howell 11-(2). WF - Walker 13-94; Newman 19-78; Beal-Smith 15-51.

**PASSING:** NC - Howell 17-28-0-182-2; Ruder 1-2-0-7-0. WF - Newman 14-26-1-214-1.

**RECEIVING:** NC - Newsome 7-62; Brown 3-84; Carter 2-22; J. Williams 2-10; Simmons 1-8; Walston 1-4; Howell 1-3; Groves 1-(4). WF - Surratt 9-169; Washington 2-31; Beal-Smith 2-17; Roberson 1-(3).



### GAME 4 WAKE FOREST 49, ELON 7 SEPTEMBER 21, 2019 BB&T FIELD (24,079)

WINSTON-SALEM, N.C. — Wake Forest improved to 4-0 on the season with a 49-7 Homecoming win over Elon at BB&T Field on September 21, 2019. The Deacons dominated on both sides of the ball, holding the Phoenix to 95 rushing yards and 88 passing yards. Jamie Newman threw for 351 yards and five touchdowns as Wake Forest set a school record by throwing for six touchdowns.

Scotty Washington started things for Wake Forest with a four-yard scoring pass from Newman on Wake's second possession of the game. Jaquarii Roberson scored his first career touchdown when he took a short pass from Newman, juiced a couple of defenders and sprinted 34 yards for a 14-0 lead.

Elon got on the board late in the first quarter when Davis Cheek found Avery Jones long down the middle for a 40-yard scoring pass.

But Wake Forest was able to rebound and score the next 35 points. Sage Surratt caught scoring passes of five and 48 yards to give the Deacons a 28-7 halftime advantage.

Newman didn't play much into the second half but threw his fifth touchdown pass early in the third quarter, hitting Washington from 31 yards out. After that, freshman Michael Kern stepped in and directed the offense, completing all five pass attempts for 42 yards and connecting with A.T. Perry on a 17-yard scoring pass, the sixth of the day for Wake Forest. Kenneth Walker, III added a 20-yard touchdown run in the third quarter.

Newman finished 27-of-35 through the air for 351 yards and five scores. Washington collected 141 receiving yards and two touchdowns while tying his career-high with nine receptions. Surratt finished the day with eight catches for 112 yards and two touchdowns.

Scoring	1	2	3	4	Total
Elon	7	0	0	0	7
Wake Forest	14	14	14	7	49

#### 1st Quarter

WF - Washington 4 pass from Newman (Sciba kick), 9:15 7-0  
WF - Roberson 34 pass from Newman (Sciba kick), 4:28 14-0  
ELON - Jones 40 pass from Cheek (Davis kick), :57 14-7

#### 2nd Quarter

WF - Surratt 5 pass from Newman (Sciba kick), 12:51 21-7  
WF - Surratt 48 pass from Newman (Sciba kick), :44 28-7

#### 3rd Quarter

WF - Washington 31 pass from Newman (Sciba kick), 9:23 35-7  
WF - Walker 20 run (Sciba kick), 4:51 42-7

#### 4th Quarter

WF - Perry 17 pass from Kern (Murphy kick), 10:37 49-7

	ELON	WF
FIRST DOWNS	11	32
RUSHES-YARDS (NET)	35-95	42-214
PASSING YDS (NET)	88	393
Passes Comp-Att-Int	10-19-0	32-40-1
TOTAL OFFENSE PLAYS-YARDS	54-183	82-607
Fumble Returns-Yards	0-0	0-0
Punt Returns-Yards	2-16	6-85
Kickoff Returns-Yards	2-15	2-25
Interception Returns-Yards	1-0	0-0
Punts (Number-Avg)	9-45.3	3-45.3
Fumbles-Lost	0-0	3-0
Penalties-Yards	2-14	5-55
Possession Time	28:50	31:10
Third-Down Conversions	5 of 14	7 of 13
Fourth-Down Conversions	0 of 0	3 of 3
Red-Zone Scores-Chances	0-0	4-5
Sacks By: Number-Yards	0-0	2-12

**RUSHING:** ELON - McNair 9-49; Thomas 11-27; Baughman 3-25; Cyphers 7-15; Christman 1-3; Cheek 3-(-12). WF - Walker 9-91; Carney 7-39; Delaney 9-34; Kern 3-22; Newman 9-17; Beal-Smith 3-6; McKinney 2-5.

**PASSING:** ELON - Cheek 9-18-0-74-1; Baughman 1-1-0-14-0. WF - Newman 27-35-1-351-5; Kern 5-5-0-42-1.

**RECEIVING:** ELON - Jones 3-45; Taylor 3-17; Parham 3-12; Daughtry 1-14. WF - Washington 9-141; Surratt 8-112; Roberson 3-60; Perry 3-34; Claude 3-16; Beal-Smith 2-(-4); Walker 1-15; Carney 1-6; Isaac 1-1.



# WAKE FOREST FOOTBALL

## 2019 GAME RECAPS & BOX SCORES



### GAME 5 WAKE FOREST 27, BOSTON COLLEGE 24 SEPTEMBER 28, 2019 ALUMNI STADIUM (39,352)

**CHESTNUT HILL, MASS.** – Wake Forest opened ACC play with a 27-24 win at Boston College on Saturday, Sept. 28. The Demon Deacons improved to 5-0 overall and tied the school record with their seventh consecutive win.

The win marked the sixth straight game in this series in which the road team has won. It was also the 12th consecutive game in which the team that scored first won the game. The Deacons started strong, taking a 10-0 lead in the first quarter. Cade Carney scored his first touchdown of the season on a five-yard run and Nick Sciba followed with his 16th

consecutive made field goal, this one from 22 yards.

Wake Forest yielded a season-high 17 points in the second quarter as Boston College (3-2, 1-1) knotted the game. An Aaron Boumerhi field goal and a 26-yard pass from Anthony Brown to Zay Flowers tied the game at 10. Wake Forest went ahead on Sage Surratt's 6-yard touchdown pass from Jamie Newman to forge a 17-10 lead. Surratt set a school record by catching a touchdown pass in his seventh straight game. BC tied the game in the last minute before the half on a David Bailey pass from Brown.

Nick Sciba's third quarter field goal gave the Deacs a 20-17 lead. Newman converted a third-and-long with a 27-yard scoring pass to Scotty Washington that gave Wake Forest a 27-17 lead midway through the fourth quarter. BC scored its final points with 6:39 to play in the game on a Bailey to Chris Garrison 16-yard scoring pass.

Scoring	1	2	3	4	Total
Wake Forest	10	7	3	7	27
Boston College	0	17	0	7	24

#### 1st Quarter

WF - Carney 5 run (Sciba kick), 8:47 7-0  
WF - Sciba 22 field goal, 2:13 10-0

#### 2nd Quarter

BC - Boumerhi 22 field goal, 12:56 10-3  
BC - Flowers 26 pass from Brown (Boumerhi kick), 8:54 10-10  
WF - Surratt 6 pass from Newman (Sciba kick), 3:14 17-10  
BC - Bailey 4 pass from Brown (Boumerhi kick), :41 17-17

#### 3rd Quarter

WF - Sciba 22 field goal, 4:47 20-17

#### 4th Quarter

WF - Washington 27 pass from Newman (Sciba kick), 9:47 27-17  
BC - Garrison 16 pass from Bailey (Boumerhi kick), 6:39 27-24

	WF	BC
FIRST DOWNS	22	26
RUSHES-YARDS (NET)	54-197	44-252
PASSING YDS (NET)	243	281
Passes Comp-Att-Int	21-33-1	22-31-2
TOTAL OFFENSE PLAYS-YARDS	87-440	75-533
Fumble Returns-Yards	0-0	0-0
Punt Returns-Yards	2-17	2-29
Kickoff Returns-Yards	0-0	3-78
Interception Returns-Yards	2-3	1-0
Punts (Number-Avg)	5-46.2	4-38.5
Fumbles-Lost	0-0	1-1
Penalties-Yards	3-15	6-40
Possession Time	35:51	24:09
Third-Down Conversions	17 of 24	2 of 12
Fourth-Down Conversions	0 of 0	3 of 5
Red-Zone Scores-Chances	4-4	3-3
Sacks By: Number-Yards	0-0	2-12

**RUSHING:** WF - Newman 23-102; Carney 24-58; Beal-Smith 5-29; Walker 2-8. BC - Dillon 23-159; Bailey 9-44; Flowers 4-24; Brown 6-20; White 1-3; Glines 1-2.

**PASSING:** WF - Newman 21-33-1-243-2. BC - Brown 21-29-2-265-2; Bailey 1-1-0-16-1; Grosel 0-1-0-0-0.

**RECEIVING:** WF - Hinton 6-67; Washington 5-94; Freudenthal 4-37; Surratt 4-31; Chapman 1-9; Carney 1-5. BC - Bailey 4-33; White 4-33; Glines 3-43; Long 3-39; Flowers 3-31; Garrison 2-31; Burt 2-20; Dillon 1-33; Brown 0-18.



### GAME 6 LOUISVILLE 62, WAKE FOREST 59 OCTOBER 12, 2019 BB&T FIELD (24,434)

**WINSTON-SALEM, N.C.** – There were nearly as many records set as points scored when Louisville held off a furious fourth quarter rally to beat Wake Forest 62-59 at BB&T Field on Oct. 12.

The two teams combined to score a stadium record 121 points with each team scoring eight touchdowns. The difference wound up with Louisville kicking two field goals to Wake Forest's one.

Louisville jumped to a quick 14-0 lead in the first quarter before Sage Surratt caught a 12-yard scoring pass from Surratt, extended his school record streak to eight games with a touchdown catch.

But immediately following Surratt's score, Louisville's Hassan Hall returned the kickoff 100 yards to extend the lead for the Cardinals to 21-7. A Malik Cunningham to Tutu Atwell pass put Louisville (4-2, 2-1) on top 28-7 just 10 seconds in to the fourth quarter.

From there, the two teams exchanged points on nearly every possession. Wake Forest was able to close to within 28-21 in the second quarter but a late field goal put the Cardinals up 31-21 at the half.

Louisville's lead stayed in double digits until Scotty Washington caught a 22-yard scoring pass from Sam Hartman with 4:12 to play in the game. Hartman entered the game following an injury to starter Jamie Newman. UL extended the lead back to 62-52 when Evan Conley converted a fourth-and-one into a 41-yard scoring rush. The Deacs rebounded with Hartman scoring from the one to again cut the Louisville lead to three points.

The Deacons, however, were not able to recover the onside kick and Louisville ran out the clock.

Scoring	1	2	3	4	Total
Louisville	21	10	14	17	62
Wake Forest	7	14	10	28	59

#### 1st Quarter

UL - Hawkins 8 run (Creque kick), 9:28 0-7  
UL - Dawkins 55 pass from Cunningham (Creque kick), 5:34 0-14  
WF - Surratt 12 pass from Newman (Sciba kick), 1:59 7-14  
UL - Hall 100 kickoff return (Creque kick), 1:45 7-21

#### 2nd Quarter

UL - Atwell 9 pass from Cunningham (Creque kick), 14:50 7-28  
WF - Surratt 3 pass from Newman (Sciba kick), 12:26 14-28  
WF - Carney 1 run (Sciba kick), 10:15 21-28  
UL - Creque 32 field goal, 2:06 21-31

#### 3rd Quarter

UL - Fitzpatrick 15 pass from Conley (Creque kick), 14:38 21-38  
WF - Surratt 47 pass from Newman (Sciba kick), 9:38 28-38  
UL - Hall 8 run (Creque kick), 5:54 28-45  
WF - Sciba 34 field goal, 4:10 31-45

#### 4th Quarter

UL - Fitzpatrick 50 pass from Conley (Creque kick), 9:14 31-52  
WF - Walker 3 run (Sciba kick), 6:19 38-52  
UL - Creque 36 field goal, 5:35 38-55  
WF - Washington 22 pass from Hartman (Sciba kick), 4:12 45-55  
WF - Freudenthal 21 pass from Hartman (Sciba kick), 3:37 52-55  
UL - Conley 41 run (Creque kick), 2:15 52-62  
WF - Hartman 1 run (Sciba kick), 1:10 59-62

	UL	WF
FIRST DOWNS	22	40
RUSHES-YARDS (NET)	44-225	46-245
PASSING YDS (NET)	295	423
Passes Comp-Att-Int	17-25-1	33-56-2
TOTAL OFFENSE PLAYS-YARDS	69-520	102-668
Fumble Returns-Yards	0-0	1-35
Punt Returns-Yards	1-50	0-0
Kickoff Returns-Yards	5-230	5-120
Interception Returns-Yards	2-11	1-0
Punts (Number-Avg)	4-39.8	4-44.7
Fumbles-Lost	2-1	3-1
Penalties-Yards	8-90	8-59
Possession Time	32:09	27:51
Third-Down Conversions	6 of 14	7 of 15
Fourth-Down Conversions	1 of 1	0 of 0
Red-Zone Scores-Chances	6-6	6-7
Sacks By: Number-Yards	2-11	1-4

**RUSHING:** UL - Conley 7-79; Hawkins 20-60; Cunningham 4-59; Hall 11-30. WF - Beal-Smith 14-123; Carney 17-95; Newman 9-13; Walker 4-10; Hartman 2-4.


**PASSING:** UL - Conley 2-18-1196-2; Cunningham 5-6-0-99-2; Atwell 0-1-0-0-0. WF - Newman 24-41-2-251-3; Hartman 9-15-0-172-2.

**RECEIVING:** UL - Atwell 7-85; Fitzpatrick 5-125; Dawkins 3-68; Wakefield 2-17. WF - Hinton 13-34; Surratt 12-196; Freudenthal 5-51; Washington 2-28; Roberson 1-14.



# WAKE FOREST FOOTBALL

## 2019 GAME RECAPS & BOX SCORES



### GAME 7 WAKE FOREST 22, FLORIDA STATE 20 OCTOBER 19, 2019 BB&T FIELD (24,782)

WINSTON-SALEM, N.C. — Nick Sciba kicked five field goals and Sam Hartman threw for 308 yards on Oct. 19 as Wake Forest defeated Florida State 22-20 at BB&T Field.

It was the first win for the Demon Deacons (6-1, 2-1 ACC) over the Seminoles (3-4, 2-3 ACC) since the 2011 season. Wake Forest is also bowl eligible which is the second-earliest date in school history in which the Deacons achieved their sixth win of the season.

Hartman stepped in for an injured Jamie Newman and threw for 308 yards and rushed for an additional 43 yards.

Running back Cade Carney had 54 yards rushing and a touchdown while wide receiver Sage Surratt had seven catches for 170 yards. Wide receiver Kendall Hinton added seven catches and 93 receiving yards.

Wake Forest reached the red zone on each of its first three possessions and on four of its first five but settled for field goals each time. The Deacons led 9-0 before Florida State's Cam Akers scored on a two-yard run early in the second quarter. Sciba's fourth field goal put Wake Forest on top 12-7 but Akers caught a 19-yard pass from James Blackman with 1:08 to play in the half to give the Seminoles a 14-12 halftime lead.

Following a scoreless third quarter, Carney put Wake Forest on top 19-14 when he scored on a three-yard run from the wildcat formation on the second play of the fourth quarter. With 11:08 remaining, Blackman found Taborian Terry with a 26-yard scoring pass for a 20-19 FSU advantage.

Wake Forest took over at its 31 with 8:45 to play in the game following an FSU punt. The Deacons drove 62 yards in 10 plays before Sciba's 25-yard field goal put the Deacons ahead 22-20 with 4:18 remaining. FSU missed a 50-yard field goal with 2:13 remaining and its final possession ended with a pair of Blackman fumbles.

Sciba tied a school-record with five field goals including the fourth quarter game-winning kick.

Scoring	1	2	3	4	Total
Florida State	0	14	0	6	20
Wake Forest	6	6	0	10	22

#### 1st Quarter

WF - Sciba 21 field goal, 12:50	3-0
WF - Sciba 25 field goal, 4:47	6-0

#### 2nd Quarter

WF - Sciba 25 field goal, 14:52	9-0
FSU - Akers 2 run (Aguayo kick), 13:21	9-7
WF - Sciba 27 field goal, 9:15	12-7
FSU - Akers 19 pass from Blackman (Aguayo kick), 1:08	12-14

#### 4th Quarter

WF - Carney 2 run (Sciba kick), 14:25	19-14
FSU - Terry 36 pass from Blackman (pass failed), 11:22	19-20
WF - Sciba 25 field goal, 4:18	22-20

	FSU	WF
FIRST DOWNS	28	20
RUSHES-YARDS (NET)	46-169	40-116
PASSING YDS (NET)	280	308
Passes Comp-Att-Int	27-43-1	21-38-0
TOTAL OFFENSE PLAYS-YARDS	89-449	78-424
Fumble Returns-Yards	0-0	0-0
Punt Returns-Yards	1-8	3-11
Kickoff Returns-Yards	2-34	1-16
Interception Returns-Yards	0-0	1-0
Punts (Number-Avg)	6-41.5	8-46.6
Fumbles-Lost	3-1	2-0
Penalties-Yards	8-69	4-38
Possession Time	32:51	27:09
Third-Down Conversions	7 of 17	6 of 19
Fourth-Down Conversions	2 of 3	0 of 0
Red-Zone Scores-Chances	2-3	6-6
Sacks By: Number-Yards	0-0	1-7

**RUSHING:** FSU - Akers 30-157; Laborn 5-12; Blackman 9-8, Team 2-(8). WF - Carney 16-54; Hartman 15-43; Beal-Smith 8-20; Walkers 1-(1).

**PASSING:** FSU - Blackman 24-43-1-280-2. WF - Hartman 21-38-0-308-0.

**RECEIVING:** FSU - McKitty 5-44; Terry 4-55; Akers 4-42; Wilson 4-38; Matthews 3-27; Nabers 2-31; Harrison 2-18; Gavin 1-15; Laborn 1-11; McDonald 1-(1). WF - Surratt 7-170; Hinton 7-93; Washington 3-25; Freudenthal 2-12; Chapman 2-8.



### GAME 8 WAKE FOREST 44, NC STATE 10 NOVEMBER 2, 2019 BB&T FIELD (31,199)

WINSTON-SALEM, N.C. — Wake Forest scored on eight of its first nine drives of the game, forced three turnovers and committed just one penalty en route to a 44-10 win over NC State at BB&T Field on Nov. 2, 2019.

Quarterback Jamie Newman returned to action after missing the Florida State game due to injury. He scored on Wake's first drive of the game and the Deacons never took their foot off the throttle until the game was decided in the third quarter.

Newman opened the scoring with a 20-yard sprint before hitting tight end Jack Freudenthal with a 5-yard touchdown pass for a 14-0 lead midway through the first quarter. Freudenthal's score was set up by a forced fumble on the kickoff return that the Deacons recovered at the NC State three, scoring two plays later. Newman would add a 2-yard rushing touchdown, also in the first quarter, as he joined Oklahoma's Jalen Hurts and Ohio State's Justin Fields as the only FBS quarterbacks with two rushing touchdowns and a passing touchdown in a single quarter thus far this year.

Nick Sciba booted a 25-yard field goal, the first of three on the day, early in the third quarter for a 24-0 lead.

NC State got on the board with 9:19 to play in the second as Devin Leary hit Cary Angeline with a 3-yard scoring pass that briefly cut the deficit to 24-7.

Freudenthal would complete his hat trick with a 2-yard touchdown catch in the second quarter and a 4-yard scoring reception in the third.

Sciba extended his streak of consecutive made field goals to 26 with a 34-yarder just before half and a 26-yarder with just under 10 minutes to play in the third.

Amari Henderson became the first Demon Deacon with two interceptions in a game since 2016 as he picked off Leary twice and became the ACC's interception leader with four on the year.

Scoring	1	2	3	4	Total
NC State	0	10	0	0	10
Wake Forest	21	13	10	0	44

#### 1st Quarter

WF - Newman 20 run (Sciba kick), 8:34	7-0
WF - Freudenthal 5 pass from Newman (Sciba kick), 7:41	14-0
WF - Newman 2 run (Sciba kick), 3:32	21-0

#### 2nd Quarter

WF - Sciba 25 field goal, 12:26	24-0
ST - Angeline 3 pass from Leary (Dunn kick), 9:19	24-7
WF - Freudenthal 2 pass from Newman (Sciba kick), 6:27	31-7
ST - Dunn 40 field goal, 4:16	31-10
WF - Sciba 34 field goal, 0:23	34-10

#### 3rd Quarter

WF - Freudenthal 4 pass from Newman (Sciba kick), 13:38	41-10
WF - Sciba 26 field goal, 9:59	44-10

	ST	WF
FIRST DOWNS	17	27
RUSHES-YARDS (NET)	26-116	46-123
PASSING YDS (NET)	149	295
Passes Comp-Att-Int	17-45-2	27-42-0
TOTAL OFFENSE PLAYS-YARDS	71-265	88-418
Fumble Returns-Yards	0-0	0-0
Punt Returns-Yards	1-11	4-28
Kickoff Returns-Yards	3-31	1-15
Interception Returns-Yards	0-0	2-0
Punts (Number-Avg)	8-46.9	6-41.2
Fumbles-Lost	2-1	0-0
Penalties-Yards	10-87	1-14
Possession Time	23:15	36:45
Third-Down Conversions	7 of 17	10 of 19
Fourth-Down Conversions	0 of 1	0 of 0
Red-Zone Scores-Chances	1-1	8-8
Sacks By: Number-Yards	2-16	2-9


**RUSHING:** ST - Houston 11-48; Pennix 5-44; Leary 5-14; Knight 3-8; Dabbs 2-2; WF - Walker 16-56; Carney 10-32; Newman 11-30-2; Delaney 4-4; Kern 2-2; Hinton 1-1; TEAM 2-(-2).

**PASSING:** ST - Leary 17-45-1-149-2; WF - Newman 25-38-3-287-0; Kern 2-4-0-8-0.

**RECEIVING:** ST - Carter 4-44; Emezie 4-30; Angeline 3-46-1; Thomas 2-9; Hines 2-3; Lesane 1-10; Pennix 1-7; WF - Surratt 9-67; Hinton 6-93; Freudenthal 4-16-3; Washington 3-84; Chapman 1-22; Jones 1-8; Claude 1-6; Walker 1-0; Carney 1-(-1).

# WAKE FOREST FOOTBALL

## 2019 GAME RECAPS & BOX SCORES



### GAME 9 VIRGINIA TECH 36, WAKE FOREST 17, NOVEMBER 9, 2019 LANE STADIUM (65,632)

**BLACKSBURG, Va.** – No. 19 Wake Forest suffered its second loss of the season, falling at Virginia Tech 36-17 on Nov. 9 at Lane Stadium. The Hokies scored the final 24 points of the game to take control of the contest in the second half. The Demon Deacons fell to 7-2 (3-2) with the loss, while Virginia Tech improved to 6-3 (3-2).

The Demon Deacons were held to a season-low 301 yards of total offense and 17 points. Kendall Hinton led Wake offensively with eight catches for a career-high 162 yards. Sage Surratt caught a pair of touchdown passes from Jamie

Newman for Wake Forest's two touchdowns in the game.

The Hokies took the opening drive and went 19 plays, taking up over nine minutes of the first quarter, but the Deacon defense held them to a 35-yard field goal by Brian Johnson. On the next Hokie drive, a long pass to Terius Wheatley ended with Nasir Greer stripping the ball, which was recovered by Essang Bassey. A 32-yard pass from Newman to Hinton set up a 40-yard field goal by Nick Sciba, who tied the game with his ACC record-tying 27th consecutive made field goal. The game remained tied 3-3 at the end of the first quarter.

Virginia Tech retook the lead midway through the second quarter, 6-3, on a 32-yard field goal from Johnson. A 45-yard reception by Hinton on a 3rd-and-10 play set up an 11-yard touchdown pass from Newman to Surratt, who bounced off defenders and dove into the end zone, to give Wake Forest its first lead of the day at 10-6.

The teams traded the lead in the third quarter. Virginia Tech went up 13-10 early in the third quarter on a 2-yard rushing touchdown by Deshaun McCleese. The Deacs answered on the ensuing drive, using a 21-yard pass to Hinton and a pass interference call to set up a 24-yard pass from Newman to Surratt for his second touchdown of the game, giving Wake a 17-13 lead. McCleese's second touchdown of the game, this one from six yards, put the Hokies back in front 20-17. After Newman threw an interception, the Deacon defense limited the Hokie red zone chance to just a field goal, making the lead 23-17 at the end of the third quarter.

Early in the fourth quarter, the Hokies pushed the lead to 29-17 on a 1-yard touchdown run by James Mitchell, but did not convert the 2-point conversion. The Hokies took advantage of a turnover deep in Deacon territory for a 7-yard touchdown run by Hooker to make the final margin 36-17.

Scoring	1	2	3	4	Total
Wake Forest	3	7	7	0	17
Virginia Tech	3	3	17	13	36

#### 1st Quarter

VT - Johnson 35 field goal, 5:33	0-3
WF - Sciba 40 field goal, 2:23	3-3

#### 2nd Quarter

VT - Johnson 32 field goal, 7:47	3-6
WF - Surratt 11 pass from Newman (Sciba kick), 5:48	10-6

#### 3rd Quarter

VT- McCleese 2 run (Johnson kick), 11:00	10-13
WF - Surratt 24 pass from Newman (Sciba kick), 8:59	17-13
VT- McCleese 6 run (Johnson kick), 7:02	17-20
VT- Johnson 35 field goal, 5:30	17-23

#### 4th Quarter

VT- Mitchell 1 run (Hooker pass failed), 11:44	17-29
VT- Hooker 7 run (Johnson kick), 4:38	17-36

	WF	VT
FIRST DOWNS	16	21
RUSHES-YARDS (NET)	29-63	48-228
PASSING YDS (NET)	238	242
Passes Comp-Att-Int	16-36-2	15-23-0
TOTAL OFFENSE PLAYS-YARDS	65-301	71-470
Fumble Returns-Yards	1-4	0-0
Punt Returns-Yards	2-12	4-48
Kickoff Returns-Yards	0-0	4-91
Interception Returns-Yards	0-0	2-6
Punts (Number-Avg)	7-51.6	4-51.2
Fumbles-Lost	0-0	3-2
Penalties-Yards	6-30	7-55
Possession Time	23:51	36:09
Third-Down Conversions	6 of 15	3 of 14
Fourth-Down Conversions	0 of 1	2 of 2
Red-Zone Scores-Chances	1-1	7-7
Sacks By: Number-Yards	2-11	3-27

**RUSHING:** WF - Carney 10-46; McKinney 3-13; Walker 3-11; Bowers 1-(-3); Newman 1-(-4); VT- Turner 4-73; Hooker 15-69; McCleese 17-59; King 7-35; Robinson 1-7; Mitchell 1-1; TEAM- 3-(-16).

**PASSING:** WF - Newman 16-35-238-2-2; Bowers- 0-1-0-0-0; VT- Hooker- 15-23-242-0-0.

**RECEIVING:** WF- Hinton 8-162; Surratt 4-53; Freudenthal 2-12; Jones 1-7; Carney 1-4; VT- Hazelton 7-86; Mitchell 3-58; Turner 2-30; Wheatley 1-50; McCleese 1-10; King- 1-8.

# WAKE FOREST FOOTBALL

## THE LAST TIME...

### A kickoff was returned for a touchdown:

WAKE: Kevin Marion, vs. UNC, Oct. 27, 2007 (98 yds)

OPP: Hassan Hall, Louisville, Oct. 12, 2019 (100 yds)

### A punt was returned for a touchdown:

WAKE: Malik Grate, vs. Boston College, Sept. 13, 2018  
(0 yds - recovered in end zone)

OPP: Bra'Lon Cherry, NC State, Oct. 24, 2015 (52 yds)

### An interception was returned for a touchdown:

WAKE: Nasir Greer, at Duke, Nov. 24, 2018 (20 yds)

OPP: Chris Claybrooks, Memphis, Dec. 22, 2018 (37 yds)

### A fumble was recovered for a touchdown:

WAKE: Carlos Basham, Jr., vs. Louisville, Oct. 27, 2018 (23 yds)

OPP: Casey Blaser, Duke, Nov. 29, 2014 (0 yards)

### A safety was recorded:

WAKE: vs. Utah State, Sept. 16, 2017

OPP: vs. Syracuse, Oct. 8, 2016

### A shutout was recorded:

WAKE: Wake Forest 3, Boston College 0, Oct. 10, 2015

OPP: Syracuse 13, Wake Forest 0, Nov. 2, 2013

### A tie game was played:

WAKE: Wake Forest 17, Rice 17, Sept. 30, 1989

### An overtime game was played:

WAKE: Wake Forest 23, Tulane 17, Aug. 30, 2018 (10T)

### A run went for 50+ yards:

WAKE: Jamie Newman, at Rice, Sept. 28, 2019 (50 yards)

OPP: Tre Turner, Virginia Tech, Nov. 9, 2019 (57)

### A pass reception went for 50+ yards:

WAKE: Jamie Newman to Scotty Washington, vs. NC State, Nov. 2, 2019 (59 yds)

OPP: Hendon Hooker to Terius Wheatley, Virginia Tech, Nov. 9, 2019 (50 yds)

### An individual rushed for 100+ yards in a game:

WAKE: Christian Beal-Smith, vs. Louisville, Oct. 12, 2019 (123 yds)

OPP: Cam Akers, Florida State, Oct. 19, 2019 (157 yds)

### An individual rushed for 200+ yards in a game:

WAKE: Cade Carney, at Duke, Nov. 24, 2018 (223 yds)

OPP: Matthew Dayes, NC State, Oct. 24, 2015 (205 yds)

### Two teammates each rushed for 100+ yards in a game:

WAKE: vs. Boston College (Matt Colburn, II 117, Cade Carney 116), Sept. 13, 2018

OPP: Memphis (Patrick Taylor 110, Tony Pollard 109), Dec. 22, 2018

### An individual passed for 300+ yards in a game:

WAKE: Sam Hartman, Florida State, Oct. 19, 2019 (308 yds)

OPP: Jordan Love, Utah State, Aug. 30, 2019 (416 yds)

### An individual passed for 400+ yards in a game:

WAKE: Jamie Newman, vs. Utah State, Aug. 30, 2019 (401 yds)

OPP: Jordan Love, Utah State, Aug. 30, 2019 (416 yds)

### An individual completed 20+ passes in a game:

WAKE: Jamie Newman vs. NC State, Nov. 2, 2019 (25)

OPP: James Blackman, Florida State, Oct. 19, 2019 (27)

### An individual completed 30+ passes in a game:

WAKE: Jamie Newman, vs. Utah State, Aug. 30, 2019 (34)

OPP: Jordan Love, Utah State, Aug. 30, 2019 (33)

### An individual completed 40+ passes in a game:

WAKE: Rusty LaRue, vs. NC State, Nov. 18, 1995 (50)

OPP: Nick Starkel, Texas A&M, Dec. 29, 2017 (42)

### An individual made 10+ receptions in a game:

WAKE: Kendall Hinton, vs. Louisville, Oct. 12, 2019 (13)

Sage Surratt, vs. Louisville, Oct. 12, 2019 (12)

OPP: Kelvin Harmon, NC State, Nov. 8, 2018 (15)

Jakobi Meyers, NC State, Nov. 8, 2018 (10)

### An individual had 100+ receiving yards in a game:

WAKE: Kendall Hinton, vs. Virginia Tech, Nov. 9, 2019 (162 yds)

OPP: Dez Fitzpatrick, Louisville, Oct. 12, 2019 (125 yds)

### An individual had 200+ receiving yards in a game:

WAKE: John Henry Mills, at Duke, Nov. 30, 1990, (230 yds)

OPP: Travis Rudolph, Florida State, Oct. 15, 2016 (238)

### An individual scored three touchdowns in a game:

WAKE: Jack Freudenthal, vs. NC State, Nov. 2, 2019 (3)

OPP: Trey Smith, Louisville, Oct. 27, 2018 (3)

### An individual scored four touchdowns in a game:

WAKE: Greg Dortch, vs. Rice, Sept. 29, 2018 (4)

OPP: C. Brockington, Connecticut, Nov. 15, 2003 (4)

### A 50-yard field goal was kicked:

WAKE: Mike Weaver, vs. Clemson, Nov. 4, 2014 (50 yds)

OPP: Ricky Aguayo, Florida State, Sept. 30, 2017 (51 yds)

### A team rushed for 200+ yards in a game:

WAKE: vs. Louisville, Oct. 12, 2019 (245 yds)

OPP: Virginia Tech, Nov. 9, 2019 (228 yds)

### A team rushed for 300+ yards in a game:

WAKE: at Duke, Nov. 24, 2018 (340 yds)

OPP: Clemson, Oct. 6, 2018 (471 yds)

### A team rushed for 400+ yards in a game:

WAKE: vs. Presbyterian, Sept. 2, 2010 (415 yds)

OPP: Clemson, Oct. 6, 2018 (471 yds)

### A team rushed for 500+ yards in a game:

WAKE: vs. Tulsa, Oct. 16, 1971 (528 yds)

OPP: Clemson, Oct. 31, 1981 (536 yds)

### A team rushed for less than 100 yards in a game:

WAKE: vs. Virginia Tech, Nov. 9, 2019 (63 yds)

OPP: Elon, Sept. 21, 2019 (95 yards)

### A team passed for 300+ yards in a game:

WAKE: vs. Florida State, Oct. 19, 2019 (308 yds)

OPP: Utah State, Aug. 30, 2019 (416 yds)

### A team passed for 400+ yards in a game:

WAKE: vs. Louisville, Oct. 12, 2019 (423 yds)

OPP: Utah State, Aug. 30, 2019 (416 yds)

### A team passed for less than 100 yards in a game:

WAKE: vs. Clemson, Oct. 6, 2018 (74 yds)

OPP: Elon, Sept. 21, 2019 (88 yds)

### A team had 500 yards in total offense:

WAKE: vs. Louisville, Oct. 12, 2019 (668 yds)

OPP: Louisville, Oct. 12, 2019 (520 yds)

### A team had 600 yards in total offense:

WAKE: vs. Louisville, Oct. 12, 2019 (668 yds)

OPP: Clemson, Oct. 6, 2018 (698 yds)

### A team had 700 yards in total offense:

WAKE: at Syracuse, Nov. 11, 2017 (734 yds) - School Record

OPP: Notre Dame, Nov. 4, 2017 (710 yds)

### A team had less than 300 yards in total offense:

WAKE: vs. Pittsburgh, Nov. 17, 2018 (285 yds)

OPP: NC State, Nov. 2, 2019 (265 yds)

### A team had less than 200 yards in total offense:

WAKE: vs. Clemson, Nov. 19, 2016 (197 yds)

OPP: Elon, Sept. 21, 2019 (183 yds)

### An individual kicked 3+ field goals:

WAKE: Nick Sciba, vs. NC State, Nov. 2, 2019 (3)

OPP: Brian Johnson, Virginia Tech, Nov. 9, 2019 (3)

### An individual had 2+ interceptions:

WAKE: Amari Henderson, vs. NC State, Nov. 2, 2019 (2)

OPP: Brandon Jackson, at Army, Sept. 19, 2015 (2)

### A field goal was blocked:

WAKE: Scotty Washington, at Appalachian State, Sept. 23, 2017

OPP: Texas A&M, Dec. 29, 2017

### A punt was blocked:

WAKE: Demetrius Kemp, vs. Boston College, Sept. 13, 2018

OPP: Yasir Abdullah, at Louisville, Oct. 27, 2018

### A PAT was blocked:

WAKE: Carlos Basham, Jr., vs. Pittsburgh, Nov. 17, 2018

OPP: B.J. Hill, NC State, Nov. 18, 2017

### A team scored a defensive PAT:

WAKE: vs. Presbyterian, Sept. 2, 2010

OPP: Syracuse, Nov. 11, 2017

### Multiple blocked kicks in the same game:

WAKE: Scotty Washington blocked a FG and Wendell Dunn blocked a PAT at Appalachian State, Sept. 23, 2017

OPP: Maryland, two punts blocked, Oct. 30, 2010

### A team did not punt in a game:

WAKE: Not since 1946

OPP: at Clemson, Oct. 31, 1981

### A player scored a touchdown on his birthday:

WAKE: Josh Adams vs. Maryland, Sept. 22, 2007

# WAKE FOREST FOOTBALL

## OPPONENTS' SCHEDULES & RESULTS

### UTAH STATE AGGIES (5-4, 4-1 MWC)

Aug. 30	at Wake Forest	L, 38-35
Sept. 7	STONY BROOK	W, 62-7
Sept. 21	at San Diego State*	W, 23-17
Sept. 28	COLORADO STATE*	W, 34-24
Oct. 5	at LSU	L, 42-6
Oct. 19	NEVADA*	W, 36-10
Oct. 26	at Air Force*	L, 31-7
Nov. 2	BYU	L, 42-14
Nov. 9	at Fresno State*	W, 37-35
Nov. 16	WYOMING*	4:00
Nov. 23	BOISE STATE*	10:30
Nov. 30	at New Mexico*	4:00

### RICE OWLS (0-9, 0-5 CUSA)

Aug. 30	at Army	L, 14-7
Sept. 6	WAKE FOREST	L, 41-21
Sept. 14	TEXAS	L, 48-13
Sept. 21	BAYLOR	L, 21-13
Sept. 28	LOUISIANA TECH*	L, 23-20
Oct. 5	at UAB*	L, 35-20
Oct. 19	at UTSA*	L, 31-27
Oct. 26	SOUTHERN MISS*	L, 20-6
Nov. 2	MARSHALL*	L, 20-7
Nov. 16	at Middle Tennessee*	4:30
Nov. 23	NORTH TEXAS*	3:30
Nov. 30	at UTEP*	3:00

### NORTH CAROLINA TAR HEELS (4-5, 3-3 ACC)

Aug. 31	vs. South Carolina	W, 24-20
Sept. 7	MIAMI*	W, 28-25
Sept. 13	at Wake Forest	L, 24-18
Sept. 21	APPALACHIAN STATE	L, 34-31
Sept. 28	CLEMSON*	L, 21-20
Oct. 5	at Georgia Tech*	W, 38-22
Oct. 19	at Virginia Tech*	L, 43-41 6 OT
Oct. 26	DUKE*	W, 20-17
Nov. 2	VIRGINIA*	L, 38-31
Nov. 14	at Pittsburgh*	8:00
Nov. 23	MERCER	3:30
Nov. 30	at NC State*	TBA

### ELON PHOENIX (4-6, 3-4 CAA)

Aug. 31	at North Carolina A&T	L, 24-21
Sept. 7	THE CITADEL	W, 35-28
Sept. 14	at Richmond*	W, 42-20
Sept. 21	at Wake Forest	L, 49-7
Sept. 28	JAMES MADISON*	L, 45-10
Oct. 5	at New Hampshire*	L, 26-10
Oct. 12	DELAWARE*	W, 42-7
Oct. 26	at Rhode Island*	W, 38-13
Nov. 2	WILLIAM & MARY*	L, 31-29 5OT
Nov. 9	MAINE*	L, 31-17
Nov. 23	at Towson*	2:00

### BOSTON COLLEGE EAGLES (5-5, 3-4 ACC)

Aug. 31	VIRGINIA TECH*	W, 35-28
Sept. 7	RICHMOND	W, 45-13
Sept. 13	KANSAS	L, 48-24
Sept. 21	at Rutgers	W, 30-16
Sept. 28	WAKE FOREST*	L, 27-24
Oct. 5	at Louisville*	L, 41-39
Oct. 19	NC STATE*	W, 45-24
Oct. 26	at Clemson*	L, 59-7
Nov. 2	at Syracuse*	W, 58-27
Nov. 9	FLORIDA STATE*	L, 38-31
Nov. 23	at Notre Dame	2:30
Nov. 30	at Pittsburgh*	TBA

### LOUISVILLE CARDINALS (5-4, 3-3 ACC)

Sept. 2	NOTRE DAME	L, 35-17
Sept. 7	EASTERN KENTUCKY	W, 42-0
Sept. 14	vs. Western Kentucky	W, 38-21
Sept. 21	at Florida State*	L, 35-24
Oct. 5	BOSTON COLLEGE*	W, 41-39
Oct. 12	at Wake Forest*	W, 62-59
Oct. 19	CLEMSON*	L, 45-10
Oct. 26	VIRGINIA*	W, 28-21
Nov. 9	at Miami*	L, 52-27
Nov. 16	at NC State*	7:30
Nov. 23	SYRACUSE*	4:00
Nov. 30	at Kentucky	TBA

### FLORIDA STATE SEMINOLES (5-5, 4-4 ACC)

Aug. 31	vs. Boise State	L, 36-31
Sept. 7	LOUISIANA-MONROE	W, 45-44 OT
Sept. 14	at Virginia*	L, 31-24
Sept. 21	LOUISVILLE*	W, 38-24
Sept. 28	NC STATE*	W, 31-13
Oct. 12	at Clemson*	L, 45-14
Oct. 19	at Wake Forest*	L, 22-20
Oct. 26	SYRACUSE*	W, 35-17
Nov. 2	MIAMI*	L, 27-10
Nov. 9	at Boston College*	W, 38-31
Nov. 16	ALABAMA STATE	12:00
Nov. 30	at Florida	TBA

### NC STATE WOLFPACK (4-5, 1-4 ACC)

Aug. 31	EAST CAROLINA	W, 34-6
Sept. 7	WESTERN CAROLINA	W, 41-0
Sept. 14	at West Virginia	L, 44-27
Sept. 21	BALL STATE	W, 34-23
Sept. 28	at Florida State*	L, 31-13
Oct. 10	SYRACUSE*	W, 16-10
Oct. 19	at Boston College*	L, 45-24
Nov. 2	at Wake Forest*	L, 44-10
Nov. 9	CLEMSON*	L, 55-10
Nov. 16	LOUISVILLE*	7:30
Nov. 21	at Georgia Tech*	8:00
Nov. 30	NORTH CAROLINA*	TBA

### VIRGINIA TECH HOKIES (6-3, 3-2 ACC)

Aug. 31	at Boston College*	L, 35-28
Sept. 7	OLD DOMINION	W, 31-17
Sept. 14	FURMAN	W, 24-17
Sept. 27	DUKE*	L, 45-10
Oct. 5	at Miami*	W, 42-35
Oct. 12	RHODE ISLAND	W, 34-17
Oct. 19	NORTH CAROLINA*	W, 43-41 6 OT
Nov. 2	at Notre Dame	L, 21-20
Nov. 9	WAKE FOREST*	W, 36-17
Nov. 16	at Georgia Tech*	3:30
Nov. 23	PITTSBURGH*	TBA
Nov. 29	at Virginia*	TBA

### CLEMSON TIGERS (10-0, 7-0 ACC)

Aug. 29	GEORGIA TECH*	W, 52-14
Sept. 7	TEXAS A&M	W, 24-10
Sept. 14	at Syracuse*	W, 41-6
Sept. 21	CHARLOTTE	W, 52-10
Sept. 28	at North Carolina*	W, 21-20
Oct. 12	FLORIDA STATE*	W, 45-14
Oct. 19	at Louisville*	W, 45-10
Oct. 26	BOSTON COLLEGE*	W, 59-7
Nov. 2	WOFFORD	W, 59-14
Nov. 9	at NC State*	W, 55-10
Nov. 16	WAKE FOREST*	3:30
Nov. 30	at South Carolina	TBA

### DUKE BLUE DEVILS (4-5, 2-3 ACC)

Aug. 31	vs. Alabama	L, 42-3
Sept. 7	NORTH CAROLINA A&T	W, 45-13
Sept. 14	at Middle Tennessee	W, 41-18
Sept. 27	at Virginia Tech*	W, 45-10
Oct. 5	PITTSBURGH*	L, 33-30
Oct. 12	GEORGIA TECH*	W, 41-23
Oct. 19	at Virginia*	L, 48-14
Oct. 26	at North Carolina*	L, 20-17
Nov. 9	NOTRE DAME	L, 38-70
Nov. 16	SYRACUSE*	4:00
Nov. 23	at Wake Forest*	TBA
Nov. 30	MIAMI*	TBA

### SYRACUSE ORANGE (3-6, 0-5 ACC)

Aug. 31	at Liberty	W, 24-0
Sept. 7	at Maryland	L, 63-20
Sept. 14	CLEMSON*	L, 41-6
Sept. 21	WESTERN MICHIGAN	W, 52-33
Sept. 28	HOLY CROSS	W, 41-3
Oct. 10	at NC State*	L, 16-10
Oct. 18	PITTSBURGH*	L, 27-20
Oct. 26	at Florida State*	L, 35-17
Nov. 2	BOSTON COLLEGE*	L, 58-27
Nov. 16	at Duke*	4:00
Nov. 23	at Louisville*	4:00
Nov. 30	WAKE FOREST*	TBA