LOUISVILLE FOOTBALL

Football Contact: Rocco Gasparro | **Office:** 502-852-0102 | **Cell:** 502-262-2258 | **Email:** Rocco@GoCards.com | @UofLFootball

Game 7

CLEMSON 6-0 | 4-0 ACC	AT	LOUISVILLE 4-2 | 2-1 ACC
Head Coach: Dabo Swinney		**Head Coach:** Scott Satterfield
Record at School: 122-30		**Record at School:** 4-2
Career Record: 122-30		**Career Record:** 55-26
Last Game: W, 45-14 vs. Florida State		**Last Game:** W, 62-59 at Wake Forest

#2 Clemson (6-0) at Louisville (4-2) | Louisville, Ky. | Cardinal Stadium| 60,800 | Oct. 19 | Noon | ABC

QUICK COMPARISON

37.3	Points/Game	39.2
31.5	Points Allowed /Game	12.3
227.0	Rush Yards/Game	238.8
174.2	Rush Yards Allowed/Game	104.5
262.0	Pass Yards/Game	258.2
264.8	Pass Yards Allowed	150.3
489.0	Total Offense/Game	497.0
439.0	Total Offense Allowed/Game	254.8

Setting the Stage

- ✓ The University of Louisville football team returns home to face No. 2 Clemson on Saturday at noon. The game will be televised on ABC with Bob Wischusen, Dan Orlovsky, and Allison Williams calling the action.
- ✓ Clemson has won all five meetings in the series, including two at Cardinal Stadium. The Tigers defeated the Cardinals 47-21 at home in 2017.
- ✓ The Cardinals snapped a 10-game losing streak against ranked opponents with a heart-stopping 62-59 win over No. 19 Wake Forest on Oct. 12. It was only the fourth road win against a ranked foe in school history, and the first since defeating West Virginia 38-35 in 2011.
- ✓ The 62 points were the most by the Cardinals on the road in their ACC history, and were tied for the second most in any of their league games. Louisville tallied 62 at Syracuse in 2016 and later added 63 in a win at home over second-ranked Florida State.
- ✓ Quarterback **Evan Conley** accounted for 275 yards of total offense and three scores — 196 passing and 79 rushing — and sealed the win with a 41-yard run on fourth and one with 2:15 left in the game. He went 12-of-18 passing for a career-best 196 yards and two touchdown throws.
- ✓ Wide receiver **Dez Fitzpatrick** recorded his third straight 100-yard receiving game with five catches for 125 yards and two scores, becoming the first wide receiver since DeVante Parker to record three straight 100-yard games.
- ✓ **Hassan Hall** returned a kickoff 100 yards for a touchdown — the second one of his career — in the first quarter, becoming the ninth UofL player to record a 100-yard kickoff return for a touchdown. The Atlanta, Ga., native totaled 220 yards on kickoff returns in the win, averaging 55.0 yards a return.
- ✓ The Cardinals rushed for 225 yards in the win, the fifth time they have done that in six games this season. Louisville is 4-1 in 2019 when running for over 200 yards in a game.
- ✓ **Micale Cunningham** and Conley combined to complete 17-of-25 passes for 295 yards, while completing 68.0 percent of their throws.
- ✓ The Cardinals totaled 62 points in the win over Wake Forest — tying the most UofL has scored on the road in an ACC game (defeated Syracuse 62-28 in 2016). The 121 combined points in the win over Wake Forest was a school record for the most points by two teams in a game.
- ✓ Linebacker **Rodjay Burns** had his best game at Louisville, registering a career high 16 tackles and 2.0 tackles for loss, while also recording his first interception this season and the third of his career.
- ✓ Safety **Khane Pass** was credited with his third straight double-digit tackle game with 10 stops, while linebacker **C.J. Avery** was also in double digits with 13.

Inside the Series

- ✓ Clemson and Louisville meet for the sixth time in school history when the two teams square off on Saturday. The Tigers have won all five meetings in the series — two coming at Cardinal Stadium.
- ✓ The Tigers picked up the most lopsided win of the series last year — a 77-16 victory at Memorial Stadium. Travis Etienne rushed for 153 yards and two touchdowns and Trevor Lawrence threw a pair of early touchdowns for Clemson.
- ✓ At Cardinal Stadium, the Tigers picked up a 20-17 win in 2015 and a 47-21 victory during the 2017 campaign.

Head Coaches

- ✓ **Louisville:** Scott Satterfield is in his first season with the Cardinals after six seasons leading Appalachian State to three Sun Belt titles and four bowl appearances. He owns a 55-26 overall record as a head coach after registering a 51-24 mark with the Mountaineers.
- ✓ **Clemson:** Dabo Swinney is 122-30 in his 12th season, posting a pair of College Football Playoff National Championships during his tenure.

ON THE AIR

TV: ABC
PxP: Bob Wischusen
Analyst: Dan Orlovsky
Sideline: Allison Williams

RADIO: UofL Sports Properties
Local: WKRD 790 AM
Sirius: 138 | **XM:** 193
PxP: Paul Rogers
Analyst: Craig Swabeck
Sideline: Jody Demling

SOCIAL MEDIA
Twitter/Instagram: @UofLFootball
Facebook: Louisville Football

BY THE NUMBERS

2 The Cardinals have won back-to-back ACC games for the first time since defeating Virginia and Syracuse during the 2017 campaign.

3 Wide receiver **Dez Fitzpatrick** recorded his third-straight 100-yard receiving game after catching five passes for 125 yards and two scores.

4 The Cardinals moved up to fourth nationally in kickoff returns after **Hassan Hall** averaged 55.0 yards a return versus Wake Forest.

17 With two touchdowns, Fitzpatrick has moved into a tie for seventh in school history with 17 scoring receptions.

32 After catching 24 passes as a freshman last season, **Tutu Atwell** has recorded 32 receptions in six games.

49 Safety **Khane Pass** leads the Cardinals with 49 tackles after recording his third-straight double-digit tackle game against Wake Forest.

LOUISVILLE DEPTH CHART

Pronunciation Guide

Yasir Abdullah	Ya-sear
Mekhi Becton	Ma-kai BECK-tin
Rodjay Burns	Ra-jay
Amonte Caban	CA-bon
Ryan Chalifoux	CHAL-a-foo
Blanton Creque	CREEK-e
Jack Fagot	FA-go
P.J. Mbanasor	em-BAN-a-SOR
Ean Pfiefer	FYE-fur
Emonee Spence	a-MON-ee
Cornelius Sturghill	STIRGE-hill
Chris Taylor-Yamonoha	Yah-MA-noah
Dae Williams	Day Williams

Start Chart

Player	'15	'16	'17	'18	'19	Tot
Dorian Etheridge	-	-	13	10	6	29
Mekhi Becton	-	-	10	12	6	28
Khane Pass	-	1	5	12	6	24
Seth Dawkins	-	2	10	6	5	23
G.G. Robinson	-	-	6	10	6	22
Dez Fitzpatrick	-	-	7	6	6	19
Robbie Bell	-	-	13	0	6	19
T.J. McCoy	-	4	9	0	5	18
Cole Bentley	-	-	3	12	1	16
Cornelius Sturghill	0	0	0	11	4	15
Tabarius Peterson	-	-	-	9	6	15
Rodjay Burns	-	-	-	9	5	14
C.J. Avery	-	-	1	7	6	14
Jawon Pass	-	-	0	9	2	11
Russ Yeast	-	-	7	0	6	13
Chandler Jones	-	-	-	5	6	11
Caleb Chandler	-	-	-	3	6	9
Derek Dorsey	-	-	-	8	0	8
Amonte Caban	-	0	0	3	5	8
TuTu Atwell	-	-	-	2	6	8
Devante Peete	-	-	-	7	0	7
Nick Okeke	-	-	-	5	2	7
Malik Cunningham	-	-	-	3	4	7
Jared Goldwire	-	-	-	6	0	6
P.J. Mbanasor	2	0	0	3	1	6
Tyler Haycraft	-	0	0	0	6	6
Jordan Davis	-	-	3	2	0	5
Marshon Ford	-	-	-	0	5	5
Javian Hawkins	-	-	-	0	5	5
Hassan Hall	-	-	-	4	0	4
P.J. Blue	-	-	-	3	0	3
Anthony Johnson	-	-	-	2	1	3
Robert Hicks	-	-	-	2	0	2
Boosie Whitlow	-	-	-	-	2	2
Jeffrey Banks	-	-	-	1	0	1
Dayna Kinnaird	-	-	-	0	1	1
Quen Head	-	-	-	0	1	1
Ean Pfeifer	-	-	-	-	1	1

OFFENSE

QB 3 Micale Cunningham (6-1, 192, R-SO)
6 Evan Conley (6-2, 207, FR)
4 Jawon Pass (6-4, 239, R-JR)

RB 10 Javian Hawkins (5-9, 182, R-FR)
19 Hassan Hall (6-0, 198, SO)
36 Maurice Burkley (5-9, 206, R-JR)

LT 73 Mekhi Becton (6-7, 369, JR)
74 Adonis Boone (6-5, 298, SO)

LG 55 Caleb Chandler (6-4, 297, R-SO)
71 Joshua Black (6-2, 270, FR)

C 59 T.J. McCoy (6-1, 305, GR)
or 66 Cole Bentley (6-3, 313, JR)

RG 75 Robbie Bell (6-5, 294, R-JR)
78 Jackson Gregory (6-2, 271, FR)

RT 60 Tyler Haycraft (6-3, 293, R-SR)
56 Renato Brown (6-4, 330, FR)

WR 5 Seth Dawkins (6-3, 218, SR)
18 Justin Marshall (6-3, 212, R-SO)
87 Tyler Harrell (6-0, 208, SO)

WR 7 Dez Fitzpatrick (6-2, 204, R-JR)
2 Devante Peete (6-6, 213, R-SR)
26 Chris Taylor-Yamanoha (6-2, 186, JR)

WR 1 Tutu Atwell (5-9, 153, SO)
14 Thomas Jackson (5-11, 200, GR)
8 Keion Wakefield (5-10, 184, R-JR)

TE 89 Ean Pfiefer (6-4, 245, GR)
85 Jordan Davis (6-4, 255, R-SR)
27 Tobias Little (6-0, 235, R-JR)

HB 83 Marshon Ford (6-2, 226, SO)
41 Isaac Martin (6-1, 250, R-SO)

DEFENSE

DE 53 Amonte Caban (6-1, 256, R-SR)
57 Dayna Kinnaird (6-3, 254, R-SO)
91 Derek Dorsey (6-3, 265, R-JR)

NT 94 G.G. Robinson (6-4, 295, R-SR)
90 Jared Goldwire (6-6, 286, JR)

DE 29 Tabarius Peterson (6-3, 252, R-JR)
92 Malik Clark (6-2, 273, R-SO)
18 Ty Tyler (6-3, 260, GR)

OLB 22 Yasir Abdullah (6-1, 218, SO)
49 Boosie Whitlow (6-3, 228, R-SR)
11 Nick Okeke (6-3, 246, R-SO)

WLB 9 C.J. Avery (5-11, 221, JR)
7 Monty Montgomery (5-11, 214, SO)
43 Damien Smith (6-1, 221, SR)

MLB 17 Dorian Etheridge (6-3, 231, JR)
35 T.J. Holl (6-1, 230, GR)
5 Robert Hicks (6-1, 250, SO)

OLB 10 Rodjay Burns (6-0, 197, R-JR)
15 Quen Head (6-2, 205, JR)
5 Robert Hicks (6-1, 250, SO)

CB 6 Cornelius Sturghill (5-11, 191, GR)
27 Anthony Johnson (6-1, 187, R-SO)
12 Marlon Character (6-1, 195, JR)

SS 3 Russ Yeast (5-11, 196, JR)
20 Trenell Troutman (5-11, 188, SO)

FS 30 Khane Pass (6-1, 204, R-SR)
38 Jack Fagot (6-0, 190, R-SO)
23 Telly Plummer (6-0, 202, SO)

CB 2 Chandler Jones (5-10, 179, SO)
1 P.J. Mbanasor (6-1, 203, R-SR)

SPECIAL TEAMS

PK 45 Blanton Creque (5-11, 190, R-SR)
37 Ryan Chalifoux (6-1, 185, R-SO

LS 24 Mitch Hall (6-1, 203, JR)
46 Brendan Lowery (6-0, 207, SR)

P 28 Mason King (6-3, 216, R-SR)

H 28 Mason King (6-3, 216, R-SR)
6 Evan Conley (6-2, 207, FR)

KR 19 Hassan Hall (6-0, 198, SO)
3 Russ Yeast (5-11, 196, JR)
10 Javian Hawkins (5-9, 182, R-FR)

PR 10 Rodjay Burns (6-0, 197, R-JR)
1 Tutu Atwell (5-9, 153, SO)

LOUISVILLE NUMERICAL ROSTER

No.	Name	Ht.	Wt.	Pos.	Cl.	Hometown (Previous School)
1	Tutu Atwell	5-9	153	WR	SO	Miami, Fla. (Northwestern)
1	P.J. Mbanasor	6-1	203	DB	R-JR	Pflugerville, Texas (Oklahoma)
2	Chandler Jones	5-10	179	DB	SO	Miami, Fla. (Central)
2	Devante Peete	6-6	213	WR	R-SR	Pompano Beach, Fla. (St. Thomas)
3	Russ Yeast	5-11	196	DB	JR	Greenwood, Ind. (Center Grove)
3	Micale Cunningham	6-1	192	QB	R-SO	Montgomery, Ala. (Park Crossing)
4	Jawon Pass	6-4	239	QB	R-JR	Columbus, Ga. (Carver)
5	Robert Hicks	6-1	250	ILB	SO	Miami, Fla. (Central)
5	Seth Dawkins	6-3	218	WR	SR	Columbus, Ohio (Franklin Heights)
6	Cornelius Sturghill	5-11	191	DB	GR	Memphis, Tenn. (Melrose)
6	Evan Conley	6-2	207	QB	FR	Marietta, Ga. (Kell)
7	Dez Fitzpatrick	6-2	204	WR	R-JR	Farmington Hills, Mich. (Waterford)
7	Monty Montgomery	5-11	214	ILB	SO	Norcross, Ga. (Hutchinson)
8	Keion Wakefield	5-10	184	WR	R-JR	Louisville, Ky. (Male)
9	C.J. Avery	5-11	221	ILB	JR	Grenada, Miss. (Grenada)
10	Javian Hawkins	5-9	182	RB	R-FR	Titusville, Fla. (Cocoa)
10	Rodjay Burns	6-0	197	OLB	R-JR	Louisville, Ky. (Trinity)
11	Josh Johnson	5-11	187	WR	R-SO	Atlanta, Ga. (Woodward Academy)
11	Nick Okeke	6-3	246	OLB	R-SO	Smyrna, TN (Smyrna)
12	Marlon Character	6-1	195	CB	JR	Atlanta, Ga. (NW Mississippi CC/Grady)
13	P.J. Blue	6-3	229	OLB	R-JR	Jemison, Ala. (Park Crossing)
13	Christian Perez	6-3	185	QB	FR	East St. Louis, Ill. (East St. Louis)
14	Thomas Jackson	5-11	200	WR	GR	Concord, N.C. (Charlotte Country Day)
15	Quen Head	6-2	205	LB	JR	Forsyth, Ga. (Hutchinson CC)
15	Jalen Mitchell	5-10	215	RB	FR	Southwest Brevard, Fla. (Rockledge)
17	Dorian Etheridge	6-3	231	ILB	JR	Charleston, W. Va. (Capital)
17	Will Warren	6-2	235	QB	FR	Owensboro, Ky. (Owensboro, Ky.)
18	Justin Marshall	6-3	212	WR	R-SO	Conyers, Ga. (Georgia Prep Sports)
18	Ty Tyler	6-3	260	DL	GR	Punta Gorda, Fla. / Charlotte
19	Hassan Hall	6-0	198	RB	SO	Atlanta, Ga. (Maynard Jackson)
20	Trennell Troutman	5-11	188	DB	SO	Miami, Fla. (St. Thomas Aquinas)
21	Aidan Robbins	6-3	225	RB	FR	Louisville, Ky. (Manual)
22	Yasir Abdullah	6-1	218	OLB	SO	Miami, Fla. (Carol City)
23	Telly Plummer	6-0	202	DB	SO	Riverdale, Ga. (Langston Hughes)
24	Mitch Hall	6-1	203	LS	JR	Clayton, N.C. (Clayton)
26	Chris Taylor-Yamanoha	6-2	186	WR	R-JR	Rohnert Park, Calif. (Rancho Cotate)
27	Anthony Johnson	6-1	187	DB	R-SO	Coconut Creek, Fla. (Madonna)
27	Tobias Little	6-0	235	TE	R-JR	Atlanta, Ga. (Mays)
28	Mason King	6-3	216	P	R-SR	Louisville, Ky. (St. Xavier)
29	Tabarius Peterson	6-3	252	DL	R-JR	Tucker, Ga. (Tucker)
30	Khane Pass	6-1	204	DB	R-SR	Columbus, Ga. (Carver)
31	Zach Edwards	6-3	230	DL	FR	Starkville, Miss. (Starkville)
32	James Turner	6-0	200	K	FR	Saline, Mich. (Saline)
32	Justin Ford	6-2	185	DB	JR	Concord, N.C. (Golden West CC)
33	Isaiah Hayes	6-1	190	DB	JR	Los Angeles, Calif. (Calabasas)
34	Robert Robinson	5-10	185	DB	FR	Columbus, Ohio (DeSales)
35	T.J. Holl	6-1	230	ILB	SR	Cranberry Township, Pa. (Colgate)
36	Arthur Veal	6-0	202	DB	FR	South Holland, Ill. (Brother Rice)
36	Maurice Burkley	5-9	206	RB	R-SO	Naperville, Ill. (Metea Valley)
37	Ryan Chalifoux	6-1	185	K	R-SO	Champaign, Ill. (Champaign Central)
38	Drew Brenowitz	5-10	215	LS	FR	Olney, Md. (Good Counsel)
38	Jack Fagot	6-0	190	DB	R-SO	Lexington, Ky. (Lexington Catholic)
39	Taveon Graves	5-5	178	RB	R-SO	Rineyville, Ky. (North Hardin)
39	Justin Brummett	6-0	190	OLB	FR	Corbin, Ky. (Corbin)
41	Isaac Martin	6-1	250	TE	R-SO	Louisville, Ky. (Trinity)
41	Ramon Puryear	6-3	255	DE	FR	Louisville, Ky. (Eastern)
42	Patrick Otter	5-10	170	P	FR	Cleveland, Ohio (St. Ignatius)
42	Allen Smith	6-2	220	OLB	FR	Loganville, Ga. (Grayson)
43	Logan Lupo	6-0	195	K	FR	Southwest Ranches, Fla. (St. Thomas)
43	Damien Smith	6-1	221	ILB	SR	Louisville, Ky. (Manual)
44	Francis Sherman	6-3	225	TE	FR	Bay Village, Ohio (Bay)
44	Dorian Jones	6-0	235	ILB	FR	Plantation, Fla. (Plantation)
45	Blanton Creque	5-11	190	K	R-SR	Shelbyville, Ky. (Collins)
46	Brendan Lowery	6-0	207	LS	SR	Barrington, Ill. (Barrington)
48	Jordan Thomas	5-11	170	WR	R-FR	Lexington, Ky. (LaSalle)
49	Boosie Whitlow	6-3	228	OLB	R-SR	Opelika, Ala. (Opelika)
50	Jean-Luc Childs	6-3	334	OL	R-FR	Woodbridge, Va. (Old Dominion)
51	Keon Johnson	6-0	215	ILB	R-SO	Palm Beach Gardens, Fla. (Dwyer)
53	Amonte Caban	6-1	256	DL	R-SR	Smiths, Ala. (Smiths Station)
55	Caleb Chandler	6-4	297	OL	R-SO	Jefferson, Ga. (Jefferson)
55	Michah Bland	6-2	299	OL	R-FR	Louisville, Ky. (Male)
56	Renato Brown	6-4	330	OL	FR	West Palm Beach, Fla. (Palm Beach)
57	Dayna Kinnaird	6-3	254	DL	R-SO	Jeffersonville, Ind. (Jeffersonville)
59	T.J. McCoy	6-1	305	OL	GR	Clermont,Fla. (Florida/South Lake)
60	Tyler Haycraft	6-3	293	OL	R-SR	Louisville, Ky. (St. Xavier)
62	Clayton Six	6-4	287	OL	R-FR	Louisville, Ky. (St. Xavier)
63	Zach Williamson	6-6	271	OL	FR	Huntington, W. Va. (Spring Valley)
65	Ronald Rudd	6-5	341	OL	R-SR	Rialto, Calif. (Chaffey College)
66	Cole Bentley	6-3	313	OL	JR	Belfry, Ky. (Belfry)
67	Thomas Nauert	6-1	292	LS	GR	Louisvillle, Ky. (DeSales)
69	Brandon Wellington	6-1	280	OL	R-FR	Jeffersonville, Ind. (Jeffersonville)
70	Emmanual Sowders	6-4	272	OL	R-FR	Louisville, Ky. (Jefferstown)
71	Joshua Black	6-2	270	OL	FR	Stone Mountain, Ga. (Stephenson)
73	Mekhi Becton	6-7	369	OL	JR	Highland Springs. Va. (Highland Springs)
74	Adonis Boone	6-5	298	OL	SO	Daytona Beach, Fla. (Mainland)
75	Robbie Bell	6-5	294	OL	R-JR	Hoschton, Ga. (Mill Creek)
76	Luke Massad	6-2	219	LS	R-SR	Paducah, Ky. (Paducah-Tilghman)
78	Jackson Gregory	6-2	271	OL	FR	Cleveland, Ohio (Westlake)
80	Hunter Crowe	6-1	231	TE	R-FR	Louisville, Ky. (Butler)
81	Emonee Spence	6-3	190	WR	R-SR	Pembroke Pines, Fla. (Flanagan)
82	Micah Lowe	5-10	175	WR	FR	Lexington, Ky. (Fredrick Douglass)
83	Marshon Ford	6-2	226	TE	R-FR	Louisville, Ky. (Ballard)
84	Dez Melton	6-3	220	TE	FR	Glendale, Ariz. (Deer Valley)
85	Jordan Davis	6-4	255	TE	R-SR	Clear Lake, Texas (Clear Lake)
86	Chris Nuckols	5-10	160	WR	FR	Louisville, Ky. (Shawnee)
87	Tyler Harrell	6-0	208	WR	R-FR	Miami, Fla. (Christopher Columbus)
88	Jeffrey Banks	6-2	225	TE	JR	Olive Branch, Miss. (Pearl River)
89	Ean Pfeifer	6-4	245	TE	GR	Bentonville, Ark. (Vanderbilt)
90	Jared Goldwire	6-6	286	DL	JR	Tacoma, Wash. (Fort Scott CC)
91	Derek Dorsey	6-3	265	DL	R-JR	Louisville, Ky. (Manual)
92	Malik Clark	6-2	273	DL	R-SO	Milledgeville, Ga. (Baldwin)
93	Gary McCrae	6-4	238	DL	SR	Cuthbert, Ga. (Randolph Clay)
94	G.G. Robinson	6-4	295	DL	R-SR	Lilburn, Ga. (Parkview)
95	Thurman Geathers	6-3	230	OLB	R-FR	Acworth, Ga. / North Cobb
97	Caleb Tillman	6-3	286	DL	R-JR	Dothan, Ala. (Northview)

This Week's Opponent: Clemson Tigers

Clemson Stat Leaders

Rushing	G	Att	Yds	Avg	TD	Yds/G
Etienne	6	84	589	7.0	5	98.2

Passing	G	C-A	Pct.	Yds	TD/INT
Lawrence	6	101-161	62.7	1,301	11/6

Receiving	G	No	Yds	Avg.	TD	Yds/G
Higgins	6	24	549	22.9	3	91.5

Tackles	G	S	A	T	TFL	Other
Simmons	6	33	18	51	8-51	4.0 sack

2019 Schedule

Aug. 29	*Georgia Tech	W, 52-14
Sept. 7	Texas A&M	W, 24-10
Sept. 14	*at Syracuse	W, 41-6
Sept. 21	Charlotte	W, 52-10
Sept. 28	*at North Carolina	W, 21-20
Oct. 12	*Florida State	W, 45-14
Oct. 19	*at Louisville	Noon
Oct. 26	*Boston College	
Nov. 2	Wofford	
Nov. 9	*at NC State	
Nov. 16	*Wake Forest	
Nov. 30	at South Carolina	

Clemson (0-5-0)

Home: 0-2 | Away: 0-3

Oct. 11, 2014 (A)	17	23
Sept. 17, 2015 (H)	17	20
Oct. 1, 2016 (A)	36	42
Sept. 16, 2017 (H)	21	47
Nov. 3, 2018 (A)	16	77

Last Time Versus Clemson

Travis Etienne rushed for 153 yards and two touchdowns and 350-pound defensive tackle Dexter Lawrence add a 2-yard TD burst as No. 2 Clemson buried Louisville 77-16.

The Tigers (6-0 Atlantic Coast Conference, No. 2 CFP) improved to 9-0 for the third time in four seasons and can wrap up their fourth ACC Atlantic Division title next week at Boston College.

Trevor Lawrence threw a pair of early touchdowns for Clemson. Etienne went over the 1,000-yard rushing mark and scored his ACC-leading 15th touchdown. Tavien Feaster added 101 yards rushing for the Tigers.

Freshman Lyn-J Dixon ran for 116 yards, the second time this season Clemson has had three runners with 100 or more yards. They finished with a season high 492 yards rushing.

Etienne and Feaster put Clemson up 14-0 less than three minutes into the game and the Tigers never let up on Louisville (2-7, 0-6).

Linebacker Isaiah Simmons had a pick-six, the Tigers collected five sacks, coach Dabo Swinney's eldest son Will caught a TD pass and even ''Big Dex,'' a junior defensive tackle projected as a can't-miss, NFL first rounder got in on the fun in the Tigers' ''Fridge Package.''

A week ago, Dexter Lawrence led the way for fellow lineman Christian Wilkins to score as a tailback. This time, Trevor Lawrence handed off to Dexter Lawrence as the upback who then bulled his way across the goal.

Clemson's players erupted with joy with Wilkins hoisting the massive Lawrence into the air.

Etienne got the Tigers off to a fast start with a 10-yard scoring run just 75 seconds in and Feaster followed with a 70-yard TD run on the first play of Clemson's next series.

Scouting Clemson

✓ Behind four takeaways, No. 2/2 Clemson defeated Florida State 45-14 at Memorial Stadium last Saturday afternoon. With the win, Clemson (6-0, 4-0 ACC) became just the 15th FBS program to reach 750 all-time wins, and the first Atlantic Coast Conference team to reach the mark. Florida State (3-3, 2-2 ACC) was held to 253 yards of total offense.

✓ Quarterback Trevor Lawrence threw for a touchdown in a 16th consecutive game, completing 17-25 passes for 170 yards and three touchdowns. Lawrence also rushed for his fifth touchdown of the season in the first quarter to put the Tigers up 14-0. The 6-foot-6 sophomore has thrown for 1,301 yards and 11 touchdowns, while completing 62.7 percent of his passes.

✓ Clemson outgained Florida State 367-63 in total yards in the first half, with 174 of the Tigers' first half yards coming on the ground. Travis Etienne surpassed 3,000 rushing yards in his Clemson career during the game, finishing with 127 rushing yards and a three-yard touchdown reception in the first quarter. Amari Rodgers added a 29-yard touchdown on a double-reverse to open the scoring in the second half.

✓ Etienne has rushed for 589 yards and five scores this season, while averaging a healthy 7.0 yards per carry.

✓ The Tiger defense was phenomenal, intercepting the Seminoles three times, including Derion Kendrick with his first career interception, which he returned 38 yards for a pick-six. Isaiah Simmons led the way for the defense with eight total tackles, a sack and a forced fumble. Simmons leads the Tigers with 8.0 tackles for loss and 4.0 sacks through six games.

✓ The Tigers have the nation's third-ranked defense, allowing just 254.8 yards of total offense, while yielding only 104.8 yards on the ground.

2019 TEAM STAT COMPARISON

	UL	CU
Record	4-2	6-0
Conference Record	2-1	4-0
Scoring Offense	37.3	39.2
Total Offense	489.0	497.0
Rushing Offense	227.0	238.8
Passing Offense	262.0	258.2
Scoring Defense	31.5	12.3
Rushing Defense	174.2	104.5
Passing Defense	264.8	150.3
Total Defense	439.0	254.8
Kickoff Return	30.5	21.1
Punt Return	11.8	6.5
Net Punting	38.5	40.1
TOP	31:45	30:22
3rd Down Conv.	40%	43%
Opp. 3rd Down Conv.	35%	29%
Fumbles Recovered	5	4
Passes Intercepted	3	8
Fumbles Lost	6	4
Interceptions Thrown	3	11
Turnovers Gained	8	12
Turnovers Lost	9	11
Pass Efficiency	176.02	141.51
Pass Eff. Defense	143.05	95.45
Penalties	41	34
Yards Penalized	354	280
Sacks	13	22
Tackles for Loss	37	47
First Downs	131	151
First Downs-Rush	62	68
First Downs Pass	60	67
Red Zone Offense	91%	84%
Red Zone Defense	82%	69%

Clemson Coaching Staff

Dabo Swinney	Head Coach
Brent Venables	Defensive Coordinator, Linebackers
Danny Pearman	Special Teams Coordinator, Tight Ends
Tony Elliott	Co-Offensive Coordinator, RB
Jeff Scott	Co-Offensive Coordinator, WR
Todd Bates	Defensive Tackles
Robbie Caldwell	Offensive Linemen
Mike Reed	Cornerbacks
Mickey Conn	Safeties
Lemanski Hall	Defensive Ends
Brandon Streeter	Quarterbacks

2019 Schedule & Results

Date		Opponent	Location	TV	Time	Series/Result	Notable
Sept. 2		#9 Notre Dame	Louisville, Ky.	ESPN	8 p.m.	L, 17-35	Javian Hawkins rushed for 122 yards.
Sept. 7 first		Eastern Kentucky	Louisville, Ky.	ACC Network+	7 p.m.	W, 42-0	The Cardinals pitch shutout since 2013.
Sept. 14		vs. Western Kentucky	Nashville, Tenn.	Stadium	4 p.m.	W, 38-21	Tutu Atwell caught 5-145 yards & 3 TDs
Sept. 21		at Florida State	Tallahassee, Fla.	ESPN	3:30 p.m.	L, 24-35	Malik Cunningham accounted for 3 TDs
Oct. 5		Boston College	Louisville, Ky.	RSN	12:30 p.m.	W, 41-39	Cards pick up first ACC win since 2017.
Oct. 12		at Wake Forest	Winston-Salem, N.C.	ACC Network	7:30 p.m.	W, 62-59	The 121 pts. were the most in school history.
Oct. 19		Clemson	Louisville, Ky.	ABC	Noon	0-5	Clemson have won all five meetings.
Oct. 26		Virginia	Louisville, Ky.	TBA	TBA	0-5	Cards were held to a FG last season
Nov. 9		at Miami	Miami, Fla.	TBA	TBA	3-9-1	First meeting since 2014 — a 31-13 win
Nov. 16		at NC State	Raleigh, N.C.	TBA	TBA	6-3	Cunningham ran for 100 yards vs. Pack
Nov. 23		Syracuse	Louisville, Ky.	TBA	TBA	10-7	Cardinals gave up 54 points last season
Nov. 30		at Kentucky	Lexington, Ky.	TBA	TBA	15-16	Cards won 3 straight in Lexington

Cardinals in the Stats Rankings

Team (FBS & ACC)

Category	FBS	ACC	Value
Rushing Offense	22	3	227.0
Passing Offense	47	5	262.0
Pass Eff.	9	1	176.02
Total Offense	16	3	489.0
Scoring Offense	24	3	37.3
Rushing Defense	84	12	174.2
Pass Yards Allowed	104	11	264.8
Pass Eff. Defense	95	12	143.05
Total Defense	102	12	439.0
Scoring Defense	97	12	31.5
Net Punting	59	9	38.54
Punt Return	33	3	11.8
Kickoff Return	4	2	30.46
Turnover Margin	76	9	0.17
Sacks	69	11	2.17
Sacks Allowed	82	8	2.33
Tackles for Loss	60	11	6.2

Individual (Top 50 FBS)

Category	Name	Rk	Value
All-Purpose	Javian Hawkins	49	115.3
Kick Returns	Hassan Hall	15	349
FG Pct.	Blanton Creque	50	1.17
Kick Return TD	Hassan Hall	2	1
Fumbles Rec.	Yasir Abdullah	44	1
	Dorian Etheridge	44	1
	Dorian Etheridge	44	1
	Anthony Johnson	44	1
Receiving TD	Tutu Atwell	14	6
	Dez Fitzpatrick	23	5
Receiving Yards	Tutu Atwell	26	509
Receptions/G	Tutu Atwell	47	5.3
Rush Yds/Carry	Javian Hawkins	51	5.6
Rushing Yards	Javian Hawkins	13	622
Rushing/Game	Javian Hawkins	15	103.7
Scoring	Blanton Creque	38	8.3
Total Points	Blanton Creque	34	50
Total TD	Tutu Atwell	48	7
Solo Tackles	Khane Pass	21	5.7
Yards Reception	Seth Dawkins	16	21.3
	Dez Fitzpatrick	30	19.4

Individual (Top 10 ACC)

Category	Name	Rk	Value
All Purpose	Javian Hawkins	8	109.25
FG Pct.	Blanton Creque	5	75.0
FG/Game	Blanton Creque	8	0.75
Points Resp.	Malik Cunningham	9	12.0
Punting	Mason King	6	42.2
Receiving TD	Tutu Atwell	1	5
	Marshon Ford	10	2
	Dez Fitzpatrick	10	2
Receiving Yds	Tutu Atwell	5	314
Receiving Yds/G	Tutu Atwell	5	79.5
Rushing Yards	Javian Hawkins	4	390
Rushing/Game	Javian Hawkins	4	97.5
Solo Tackles	Khane Pass	7	5.0
Total Points	Tutu Atwell	7	30
Total TD	Tutu Atwell	3	5
Yards/Reception	Tutu Atwell	6	18.5

LOUISVILLE QUICK FACTS

HEAD COACH

Scott Satterfield (Applachian St., 1996)
First Season
55-26 Record (6th Season as a Head Coach)

ASSISTANT COACHES

Dwayne Ledford	Offensive Coordinator/OL
Bryan Brown	Defensive Coordinator/Cornerbacks
Cort Dennison	Co-Defensive Coordinator/OLB
Gunter Brewer	Wide Receivers
ShaDon Brown	Safeties
Stu Holt	Tight Ends/Special Teams
Mark Ivey	Defensive Line
Dale Jones	Inside Linebackers
Frank Ponce	Quarterbacks
Norval McKenzie	Running Backs
Pete Notcha	Recruiting Coordinator
Tyler Mcentire	Recruiting Coordinator
Mike Sirignano	Head Strength and Conditioning
Josh Thompson	Director of Football Operations
Chuck Hall	Director of Equipment Operations
Ed Connell	Football Equipment Manager
Matt Summers	Head Athletic Trainer
Luke Mullett	Director of Technology

GENERAL INFORMATION

Location: Louisville, Ky.
Founded: 1798
Enrollment: 23,000
Football Stadium: Cardinal Stadium
Capacity: 60,800
Surface: FieldTurf
Nickname: Cardinals
Colors: Red and Black
Conference: Atlantic Coast Conference
President: Dr. Neeli Bendapudi
Athletic Director: Vince Tyra
Faculty Representative: Elaine Wise
Website: GoCards.com
Twitter: @UofLFootball
Instagram: @UofLFootball
Facebook: Facebook.com/UofLFootball
2019 Record: 4-2
ACC Record: 2-1

SPORTS INFORMATION

Football Contact: Rocco Gasparro
Phone: 502-852-0102
Email: Rocco@GoCards.com
Cell: 502-262-2258
Fax: 502-852-7401

Key Storylines

- ✓ The Cardinals take on the No. 2 ranked team in the nation for the sixth time in school history. They are 1-8 all-time against teams ranked in the top two spots, with the lone win a 63-20 decision over Florida State in 2016.
- ✓ The quarterback combination of **Micale Cunningham** and **Evan Conley** have combined to throw for 1,242 yards and 11 touchdowns this season, while tossing only two interceptions. The duo has combined to complete 66.0 percent of their throws through the first six games.
- ✓ Wide receiver **Dez Fitzpatrick**, who didn't catch a pass against Western Kentucky on Sept. 14, has caught 17 passes for 366 yards and four scores over the last three weeks. With two touchdown receptions, Fitzpatrick moved into a tie for seventh place in school history with 17 career touchdown receptions.
- ✓ The Cardinals recorded their fifth 200-yard rushing game of the season, totaling 225 yards on 44 carries in the win over Wake Forest. Louisville is 4-1 when rushing for over 200 yards in a game this season.
- ✓ Outside linebacker **Rodjay Burns** totaled a career best 16 tackles, a pair of tackles for loss, forced a fumble and earned his third career interception in the win over Wake Forest.
- ✓ The Cardinals are allowing an average of 615.5 yards of total offense and 363.5 yards through the air in their last two victories. Wake Forest put up 668 yards of total offense in the loss to the Cardinals.

Cards Putting Up Numbers at Home

- ✓ The Cardinals, who are 2-1 at home, are putting up some impressive numbers at home this season. Through three games, the Cardinals are averaging 33.3 points per game and 529.7 yards of total offense after totaling 664 yards versus Boston College on Oct. 5. The Cardinals have scored over 40 points at home in consecutive games for the first time since tallying 55 against Murray State and 42 versus Boston College in 2017.0
- ✓ **Micale Cunningham** has been solid at home, completing 14-of-19 passes for 312 yards and a touchdown, while completing 73.7 percent of his passes.
- ✓ **Javian Hawkins** has notched 416 yards of rushing and averages 139.0 yards per game and 7.6 yards a carry in his three home appearances. He rushed for a career best 172 yards against Boston College on Oct. 5.
- ✓ Twelve different players have caught passes for the Cardinals at home, with **Tutu Atwell** leading the way with 210 yards on 15 receptions.
- ✓ Safeties **Khane Pass** and **Russ Yeast** have registered 22 and 21 tackles, respectively, in the three home contests this season.

Cards Versus No. 2 Teams

- ✓ The Cardinals will face No.2 Clemson on Saturday, marking the 10th game against a top-two opponent. Second-ranked Clemson handed the Cardinals a 77-16 loss at Memorial.
- ✓ Louisville owns a 1-4 record against teams ranked second nationally, with the only win a 63-20 decision over Florida State at home in 2016.

Louisville Versus Top-2 Ranked Teams

L - 10/09/76 - A - Louisville 6, #2 Pittsburgh 27
L - 10/30/82 - A - Louisville 14, #1 Pittsburgh 63
L - 11/02/91 - H - Louisville 15, #1 Florida State 40
L - 09/20/97 - H - Louisville 21, #1 Penn State 57
L - 09/23/00 - A - Louisville 0, #2 Florida State 31
L - 10/30/14 - H - Louisville 31, #2 Florida State 42
W - 09/17/16 - H - #10 Louisville 63, #2 Florida St. 20
L - 09/01/18 - N - Louisville 14, #1 Alabama 51
L - 11/03/18 - A - Louisville 16, #2 Clemson 77

Cards Extend Scoring Streak

- ✓ The Cardinals extended their scoring streak to 243 games with 62 points versus Wake Forest last Saturday.
- ✓ Louisville owns the 14th-longest streak in games without being shutout at 243 games.
- ✓ The last time the Cardinals were shut out was a 32-0 decision at Florida State in 2000.
- ✓ The Cardinals own the third-longest streak in the ACC behind Virginia Tech and Georgia Tech.

1.	Florida	392
2.	Texas Christian	338
3.	Virginia Tech	315
4.	Georgia	311
5.	Nebraska	302
6.	Boise State	284
7.	Georgia Tech	281
8.	USC	280
9.	Texas Tech	275
10.	Oklahoma	274
11.	East Carolina	273
12.	California	251
13.	Alabama	248
14.	**Louisville**	**243**

The State of South Carolina

- ✓ The Cardinals are 1-5 against teams from the state of South Carolina, with Clemson owning a 5-0 record versus the Cardinals.
- ✓ Louisville's lone win versus a team from South Carolina was a 35-14 win over Furman in 1973.

2019 HONORS

C.J. Avery
• Fourth team All-ACC Phil Steele

Mekhi Becton
• ACC Offensive Lineman of the Week (10/7)
• Second team All-American Sporting News
• Fourth team All-American Athlon's
• First team All-ACC Phil Steele
• Outland Trophy Watch List

Blanton Creque
• ACC Special Teams Player of the Week (10/7)

Seth Dawkins
• ACC Receiver of the Week (10/7)

Dez Fitzpatrick
• Fourth team All-ACC Phil Steele

Hassan Hall
• Fourth team All-ACC Phil Steele

Javian Hawkins
• ACC Back of the Week (10/7)

- ✓ including an 8-15 mark at home and 4-33-1 on the road.
- ✓ The Cardinals snapped a 10-game losing streak versus ranked opponents, with the 62-59 victory over No. 19 Wake Forest. It was only the second ranked ACC opponents the Cardinals have beaten since joining the league in 2014.
- ✓ Louisville is 2-7 against ACC teams ranked in the top 25, with the win over Wake Forest last Saturday.
- ✓ The Cardinals have lost three-straight games at Cardinal Stadium after losing the season opener to No. 9 Notre Dame on Sept. 2.
- ✓ This will be the second-straight season Clemson enters a game versus Louisville as the nation's No. 2 team. Last season the Tigers hammered the Cardinals 77-16 in Death Valley.

13 Cardinals Have 12 or More Starts

- ✓ Louisville has 13 players that have started over 12 games led by linebacker **Dorian Etheridge** (29), offensive tackle **Mekhi Becton** (29), safety **Khane Pass** (24), wide receiver **Seth Dawkins** (23), and defensive tackle **G.G. Robinson** (22).
- ✓ Etheridge, Becton, Pass. Dawkins, and Robinson all could become three-year starters.
- ✓ Dawkins and Pass have started at least one game in each of the last four seasons.

ACC at Home

- ✓ The Cardinals are 13-8 all-time at home in Atlantic Coast Conference games, despite going winless in 2018.
- ✓ The Cardinals have lost six of their last nine league home games, but snapped their conference losing streak with a 41-39 victory over Boston College.
- ✓ Louisville defeated Miami 31-13 in its first ACC game in 2014.

Cardinals Halt ACC Losing Streak

- ✓ The third win of the season was a lot bigger for the Cardinals. The 41-39 victory over Boston College on Oct. 5 stopped a nine-game losing streak in ACC action. It was the first victory in the league since the Cardinals destroyed Syracuse 56-10 on Nov. 18, 2017 at Cardinal Stadium.
- ✓ Now, the Cardinals enter this week's game having won a pair of league games for the first time since 2017, with wins over Syracuse and Virginia.
- ✓ The Cardinals will look for their first three-game league winning streak since 2016 when Louisville won five consecutive league games to win a share of the Atlantic Division title.
- ✓ The Cardinals are 1-9 versus ranked ACC opponents, with the only win a 63-20 victory over Florida State in 2016.

Three-Point Wins

- ✓ Louisville's 62-59 victory over Wake Forest was the highest scoring game in school history with 121 combined points, besting the old mark of 111 against Army in 1999 and Houston in 2003.
- ✓ After the win, the Cardinals are 27-30 in games decided by exactly three points, but extended their winning streak to three in those games.
- ✓ It was the first game decided by three points since a 20-17 win over Western Kentucky last season.
- ✓ The last three-point win in a conference game was a 31-28 victory over Florida State in 2017.
- ✓ It was the highest three-point game since a 45-42 loss at home to Boston College in 2017, and was the highest in a win since a 43-40 victory at Cincinnati in 2003.

Cardinals in Overtime

- ✓ College football introduced overtime during the bowl season in 1995 and adopted the system for regular season games in 1996.
- ✓ Since then, Louisville has played 10 overtime games, but hasn't played in an extra session since 2013.
- ✓ The Cardinals are 5-5 all-time in overtime games since the NCAA instituted the rule in 1996. The Cardinals have lost four of their last six encounters. Their last win was a 31-24 victory at Cincinnati in 2013.

LOUISVILLE OT GAMES

Date	Opponent	Score
10/7/99	Army	L, 52-59
9/2/00	Kentucky	W, 40-34
9/26/02	Fla. St.	W, 26-20
11/14/02	at S. Miss	W, 20-17
10/4/03	at USF	L, 28-31 (2ot)
10/15/05	at W. Va.	L, 44-46 (3ot)
11/13/10	USF	L, 21-24
10/26/12	Cincinnati	W, 34-31
11/24/12	UConn	L, 20-23 (3ot)
12/5/13	at Cincinnati	W, 31-24

Post-Mortem Versus Boston College

- ✓ The victory was the first ACC road win for Louisville since winning at Florida State on Oct. 21, 2017.
- ✓ It marked Louisville's first win over an undefeated team with at least five wins since winning 28-24 at 6-0 Cincinnati on Oct. 13, 2007.
- ✓ Louisville is (17-56-1) all-time versus ranked opponents and (4-33-1) on the road. It was the first win over a ranked foe since a 63-20 win over Florida State in 2016.
- ✓ It snapped a 10-game losing streak against ranked opponents, and was the first road win over a ranked for since a 38-35 win at West Virginia in 2011.
- ✓ The 62 points are the most ever by the Cardinals on the road against a ranked opponent, and tied for the most on the road against an ACC opponent also done at Syracuse on Sept. 9, 2016.
- ✓ The 121 combined points are the most ever in a

ON THIS DAY...

Oct. 12

THE RECORD: 5-3
THE STREAK: W1
LAST TIME: W, 23-20 at Tulane, 1986

Last Five Games on Oct. 12

1968	Tulsa	H	W	16-7
1974	North Texas	A	W	24-10
1985	Southern Mississippi	H	L	12-42
1991	Boston College	A	L	3-33
1996	Tulane	A	W	23-20

DID YOU KNOW: This will be the first game on Oct. 12 since the 1986 season — a 23-20 win at Tulane.

FUTURE SCHEDULES

2020	
Sept. 20	Murray State
Sept. 26	Western Kentucky
Nov. 21	at Notre Dame
Nov. 28	Kentucky
2021	
Sept. 4	vs. Ole Miss (Atlanta)
Sept. 11	Eastern Kentucky
Sept. 18	UCF
Nov. 27	at Kentucky
2022	
Sept. 10	at UCF
Sept. 24	USF
Nov. 5	James Madison
Nov. 25	Kentucky
2023	
Sept. 9	Murray State
Sept. 16	at Indiana
Oct. 7	Notre Dame
Nov. 25	at Kentucky
2024	
Aug. 31	at USF
Sept. 7	Indiana
Nov. 20	Kentucky

- ✓ Louisville game, surpassing the previous record of 111 in a 59-52 double-overtime loss at Army on Oct. 7, 1999 and a 66-45 win vs. Houston on Nov. 22, 2003.
- ✓ The Cardinals scored first for the fourth time in six games when Javian Hawkins scored from eight yards out in the first quarter.
- ✓ The Cardinals held a 21-7 lead after the first quarter, the fifth time they either led or were tied at the half this season. Louisville trailed in nine games after the first quarter a year ago.
- ✓ Louisville led #19 Wake Forest 21-7 at the end of the first quarter was the largest ever versus a ranked team on the road. This is only the fifth time the Cards have led a ranked team on the road entering the second quarter. The previous largest lead after one quarter was 15-7 at Rutgers on Nov. 9, 2006.
- ✓ The 31 first-half points were the most against a ranked team since scoring 35 points against Florida State in 2016.
- ✓ The Cardinals picked up a season high three turnovers, including a season best two interceptions.
- ✓ Quarterback **Micale Cunningham** recorded his third multi-touchdown passing game of his career.
- ✓ Over the last two games, wide receiver **Seth Dawkins** has caught nine passes for 238 yards and three touchdowns. He has scored a touchdown in each of the last two contests.
- ✓ Hassan Hall returned his second career kickoff for a touchdown by tying a school record with a 100-yard yard return. It was Hall's second career return for a touchdown, the first since a 93-yard return against Clemson last season.
- ✓ Hall became the ninth player in school history with over 1,000 career kickoff return yards.
- ✓ Hall was the first Louisville player with a rushing touchdown and kickoff return touchdown in the same game since Walter Peacock did it vs. Furman on Nov. 17, 1973.
- ✓ Hall's 220 kickoff returns yards are the second most in school history, only behind the 247 he registered in a loss at Clemson last season.
- ✓ It was the ninth 100-yard kickoff return in school history and the first since Traveon Samuel had one versus Clemson in 2015.
- ✓ **Keion Wakefield** recorded a career high two receptions, including a career long 17-yard pass reception.
- ✓ Dez Fitzpatrick caught 15-yard and 50-yard touchdown passes from Evan Conley for his 16th and 17th career receiving touchdowns, tied with Gary Barnidge for the seventh most at Louisville.
- ✓ Fitzpatrick finished with five receptions for 125 yards, his third straight contest with at least 100 yards receiving. He is the first Louisville receiver with three straight 100-yard games since Devante Parker did it against NC State, Florida State and Boston College in 2014.
- ✓ Conley finished with a season-high 196 passing yards, completing 12-of-18 attempts.
- ✓
- ✓ **Rodjay Burns** registered his first interception this year and the third of his career.
- ✓ **Monty Montgomery** recorded his second sack and second forced fumble in the first quarter against the Demon Deacons.
- ✓ Making his second consecutive start, linebacker **Yasir Abdullah** recovered his first career fumble and later added his first career interception to stop a scoring drive right before the half.
- ✓ **Blanton Creque** finished the night 2-for-2 on field goals and 8-for-8 on extra points. He now has 303 points for his career, making him the fifth Louisville player to reach 300, joining Art Carmody, John Wallace, Lenny Lyles and Lamar Jackson.

Streaks and Trends

- ✓ Louisville's 62-59 win over Wake Forest is its highest scoring game won by a field goal, surpassing the 43-40 win over Cincinnati ion 2003.
- ✓ Louisville has won its last eight games when both teams combine for at least 1,200 yards of total offense.
- ✓ Before Saturday's 62-59 win over Wake Forest, There was only one previous game in which both Louisville and its opponent scored 50 points, which was a 59-52 double-overtime loss at Army on Oct. 7, 1999.
- ✓ Wake Forest's 102 offensive plays are a record by a Louisville opponent. The previous record was 101 plays by Indiana in a 41-28 win over the Cards on Sept. 14, 1985.
- ✓ Coming off the bench in the last two wins, **Evan Conley** has gone 22-of-34 for 336 yards and three scores, while rushing for 78 yards and the game-clinching 41-yard touchdown run late in the game versus Wake Forest.
- ✓ The Cardinals are averaging 51.5 points per game and 592.0 yards of total offense in extending their conference winning streak to two games — the first time since capturing the last two league games in 2017.
- ✓ Louisville has recorded over 500 yards of total offense in consecutive games (664 versus BC and 520 versus Wake Forest) since registering 532 versus Syracuse and 542 at Kentucky in 2017. The last time it happened in a pair of conference games was against NC State, Virginia, and Boston College during the 2016 campaign.
- ✓ The 59 points scored by Wake Forest was the most points allowed in a win, besting the 56-49 win over Memphis in 2004.
- ✓ The Cardinals allowed a school record 40 first downs to Wake Forest, surpassing the 37 allowed against Kentucky in 1998 and Memphis in 1969.
- ✓ The 668 yards of total offense allowed was the most given up in a win, besting the previous mark of 603 against Memphis in 2004.
- ✓ Over the last two wins, the UofL defense is allowing 49.0 points per game and 615.5 yards of total offense.
- ✓ Wide receiver **Tutu Atwell** has 25 passes for 409 yards and five touchdowns over his last four contests, including 15 receptions in the last two victories.
- ✓ After failing to record an interception in the first four games, the Cardinals have registered three in the last two contests after picking off two against Wake Forest.
- ✓ Louisville intercepted its first pass of season in game five, totaling 142 throws. The last time it

SITUATIONAL RECORDS

	2019	Satterfield
Overall	4-2	4-2
vs. ACC Conference	2-1	2-1
vs. Non-Conference	2-1	2-1
at Home	2-1	2-1
in Away Games	1-1	1-1
at Neutral Sites	1-0	1-0
Day Games	2-1	2-1
Night Games (6 p.m. start)	2-1	2-1
Grass	1-1	1-1
FieldTurf	3-1	3-1
vs. Top 25 teams	1-1	1-1
vs. Top 10 teams	0-1	0-1
vs. Top 5 teams	0-0	0-0
vs. Top-Ranked Teams	0-0	0-0
September	2-2	2-2
October	2-0	2-0
November	0-0	0-0
December	0-0	0-0
January	0-0	0-0
Leading at Halftime	4-0	4-0
Trailing at Halftime	0-2	0-2
Tied at Halftime	0-0	0-0
Scoring First	4-0	4-0
Opponent Scoring First	0-2	0-2
Score <20 Points	0-1	0-1
Score 20+ Points	4-1	4-1
Score 30+ Points	4-0	4-0
Score 40+ Points	3-0	3-0
Opponent Score <20 Points	1-0	1-0
Opponent Score 20+ Points	4-2	4-2
Opponent Score 30+ Points	2-2	2-2
Opponent Score 40+ Points	1-0	1-0
Gain <20 First Downs	0-1	0-1
Gain 20+ First Downs	4-1	4-1
Opp. Gain <20 First Downs	2-1	2-1
Opp. Gain 20+ First Downs	2-1	2-1
More Rushing Yards	2-1	2-1
Fewer Rushing Yards	2-1	2-1
Rush for <100 Yards	0-0	0-0
Rush for 100+ Yards	4-2	4-2
Opp. Rush for <100 Yards	1-0	1-0
Opp. Rush for 100+ Yards	3-2	3-2
More Passing Yards	2-0	2-0
Fewer Passing Yards	2-2	2-2
Opp. More Passing Yards	2-2	2-2
Opp. Fewer Passing Yards	2-0	2-0
Pass for <300 Yards	3-2	3-2
Pass for 300+ Yards	1-0	1-0
Opp. Pass for <300 Yards	1-1	1-1
Opp. Pass for 300+ Yards	2-1	2-1
More Total Yards	3-0	3-0
Fewer Total Yards	1-2	1-2
Gain <300 Total Yards	0-0	0-0
Gain 300+ Total Yards	4-2	4-2
Commit Zero TO	1-0	1-0
Win Turnover Battle	3-0	3-0
Equal Turnovers	0-0	0-0
Lose TO Battle	1-2	1-2
Commit <6 Penalties	1-0	1-0
Commit 6+ Penalties	3-2	3-2
Trail Time of Possession	2-0	2-0
Lead Time of Possession	2-2	2-2
3rd Down%<25	0-0	0-0
3rd Down% 25-49	3-2	3-2
3rd% 50+	1-0	1-0
Opp. 3rd Down%<25	0-0	0-0
Opp. 3rd Down% 25-49	4-2	4-2
Opp. 3rd% 50+	0-0	0-0

took the Cards until Game 5 to intercept a pass was 1985.

- ✓ In seven seasons as a head coach, Satterfield owns a 37-7 record in conference play after his team's win over Wake Forest last weekend.
- ✓ Scott Satterfield picked up his first career win over a ranked opponent with the win over Wake Forest, improving to 1-7 all-time against teams ranked in the top 25.
- ✓ Offensive tackle **Mekhi Becton** extended his team high streak of consecutive starts to 19.

Scoring First

- ✓ The Cardinals scored first for the fourth time in six games when **Javian Hawkins** scored from eight yards out in the first quarter.
- ✓ The Cardinals held a 21-7 lead after the first quarter, the fifth time they either led or were tied at the half this season.
- ✓ Louisville trailed in nine games after the first quarter a year ago.
- ✓ Louisville has outscored the opposition 70-49 in the first quarter this season.

Dual QB Production

- ✓ The old adage of you have two quarterbacks, you have none. Well, head coach Scott Satterfield would disagree. In picking up as pair of ACC wins for the first time since 2017, the combination of **Micale Cunningham** and **Evan Conley** has been lethal. The duo has combined to go 40-of-59 for 723 yards and six touchdowns, while throwing just one interception. Over that span, the two are averaging 361.5 yards through the air, while completing 67.8 percent of their throws and combining for a 200.90 pass efficiency rating.
- ✓ While destroying the opponents through the air, the two have been just as effective on the ground, rushing for 180 yards and two scores — averaging 10.0 yards per carry.
- ✓ Cunningham, the starter in the last two games, has combined to go 18-of-24 for 387 yards and three touchdowns, while completing 75.0 percent of his passes.
- ✓ Conley, a true freshman, has gone 22-of-34 for 336 yards and three scores after going 12-of-18 for a career high 196 yards and two scores in the win over Wake Forest on Oct. 12. He also led the team in rushing with 79 yards and a 41-yard touchdown run.
- ✓ The Cardinals rank ninth nationally and lead the ACC in passing efficiency at 176.02.

The Hawkins and Hall Show

- ✓ Hawkins and Hall have combined to account for 67.1 percent of the team's rushing yards through six games with 914 yards this season. Hawkins is the team's leading rusher with 622 yards, while Hall is next with 292 yards.
- ✓ The two are averaging a combined 152.4 yards per game, with Hawkins totaling 103.7 yards per game and Hall averaging 48.7 yards.
- ✓ Hawkins has three 100-yard games this season, accounting for over 100 yards in the first two games this year, while Hall has been over 50 yards in four of the six games.
- ✓ The duo has combined to record 24 runs of 10 or more yards this year.
- ✓ The duo has combined for 43 first downs and 632 yards have come after contact. Hawkins has 417 yards after contact, while 215 of Hall's 292 yards have come after contact.
- ✓ Hawkins ran for a career-high 172 yards versus Boston College on Oct. 5 — the third game Hawkins ran for 100 yards. He became the first UofL running back with back-to-back 100-yard games since 2016 and the third freshman running back with back-to-back 100-yard games — the first since Victor Anderson in 2008.

Academic Success

- ✓ Head coach Scott Satterfield has stressed the importance of academics, and his attention has paid off with tremendous success.
- ✓ The Cardinals achieved an outstanding 2.85 grade-point average for the 2019 spring semester, with 49 student-athletes earning a 3.0 or better GPA. One student-athlete achieved a perfect 4.0 GPA.
- ✓ Louisville received an NCAA Public Recognition Award for a perfect 1,000 Academic Progress Rate score for the 2017-18 season, the second one in school history.
- ✓ The Cardinals had 23 graduates for the year, including 13 going through the graduation ceremony in the summer.
- ✓ The Cardinals have 21 players will take the field with their degrees in hand.

Big Completions

- ✓ While Scott Satterfield has emphasized running the football, the Cardinals are making big plays in the passing game, averaging 17.1, which ranks fifth in the nation, but ranks second among teams with at least 100 passing attempts. Wyoming leads the country at 18.2 yards a completion.
- ✓ The Cardinals have 10 receptions of over 40 or more yards and seven of better than 50 yards, which is the second-best mark nationally. Louisville also owns three catches of better than 60 yards and two of 70 or more yards.
- ✓ Breaking tackles has also been a big part of the passing offense, as 812 yards have come after contact. **Tutu Atwell** has 299 yards after contact despite weighing 155 pounds and **Seth Dawkins** has 162 yards after contact.
- ✓ Of the Cardinals' top four receivers, all of them are averaging better than 15.0 yards per reception. **Seth Dawkins** is averaging 21.3 yards per catch and ranks fifth in the country with three receptions of over 50 yards.
- ✓ **Dez Fitzpatrick** averages 19.4 yards a catch, with seven receptions of over 30+ yards.
- ✓ Atwell, who leads the team with 32 receptions, has eight catches of 20 or more yards and 19 catches of 10 or more. Twenty-three of his 32 catches have gone for first downs.
- ✓ Louisville ranks 18th nationally with 15 touchdown receptions.
- ✓ **Seth Dawkins** ranks 16th with an average of

2019 ACC STANDINGS

Atlantic	Conf	Pct.	Overall
Clemson	4-0	1.000	6-0
Louisville	2-1	.667	4-2
Wake Forest	1-1	.500	5-1
NC State	1-1	.500	4-2
Florida State	2-2	.500	3-3
Boston College	1-2	.333	3-3
Syracuse	0-2	.000	3-2

Coastal	Conf	Pct.	Overall
Virginia	2-1	.667	4-2
Duke	2-1	.667	4-2
North Carolina	2-1	.667	3-3
Pittsburgh	1-1	.500	4-2
Virginia Tech	1-2	.333	4-2
Miami	1-2	.333	3-3
Georgia Tech	0-3	.000	1-5

Oct. 10
Syracuse at NC State

Oct. 11
Virginia at Miami

Oct. 12
Louisville at Wake Forest
Florida State at Clemson
Georgia Tech at Duke
Rhode Island at Virginia Tech

- ✓ 21.3 yards a catch, while **Dez Fitzpatrick** is 30th at 19.4 yards and Tutu Atwell is 95th with 15.9 yards a reception.

Scoring in Bunches

- ✓ After averaging just 19.8 points per game last season, the Cardinals are on a scoring explosion this season, averaging 37.3 points per game — ranking 24th in the country and third in the ACC.
- ✓ Louisville has scored over 24 points in five of the six games this season and have tallied 38 or points in four games.
- ✓ Louisville has scored 40 or more in consective games for the first time since tallying 56 against Syracuse and 44 at Kentucky in 2017.
- ✓ The 62 points Louisville scored versus Wake Forest were the most since Louisville tallied 63 over No. 2 Florida State in 2016.
- ✓ The Cardinals are on pace to score 448 points this season.
- ✓ Louisville scored over 30 points in three games last season.

Fourth Down Success

- ✓ Fourth down has been a good down for the Cardinals, converting on 7-of-11 attempts this season. Louisville's seven successful attempts is tied for the 25th-best total in the nation.
- ✓ The biggest play of the game versus Wake Forest came on fourth down when **Evan Conley** scored on a 41-yard touchdown run with 2:10 remaining to put the Cardinals ahead 62-52.
- ✓ The Cardinals lone fourth-down attempt versus Boston College resulted in a 3-yard touchdown by **Javian Hawkins**.
- ✓ In Louisville's loss to Florida State on Sept. 21, the Cardinals converted on 2-of-3 attempts on fourth down.
- ✓ **Tabarius Peterson** converted a 4th and 8 when he took a direct snap on a punt and ran nine yards for a first down, which led to the Cardinals first touchdown in a loss to Florida State on Sept. 21.

Satterfield Stamps Rushing Game

- ✓ Last season, Louisville struggled to run the football, averaging 141.5 yards on the ground and just 18 touchdowns. Through six games, the Cardinals have seen those totals nearly double averaging 227.0 yards per game after totaling 225 yards in the win over Wake Forest— the fifth-game of 200 or more yards this year.
- ✓ Louisville was held to a season low 124 yards versus Florida State.
- ✓ Louisville has gone over the 200-yard mark in five of the first six games after hitting that number only four times during the 2018 campaign. The rushing attempts per game are drastically different as well in 2019.
- ✓ Louisville averaged 33.5 attempts in 2018, but that number has increased to an average of 45.0 attempts under the direction of Scott Satterfield, which ranks 18th in the country.
- ✓ The Cardinals have attempted more than 44 rushing attempts in every game but one (38 versus Eastern Kentucky).
- ✓ After averaging 4.2 yards per carry last season, the Cardinals have upped that to 5.0 yards after the first six contests.
- ✓ In 2018, the Cardinals recorded 68 runs of 10 or more yards, while the 2019 season has seen the number at 42 after the first six contests, which ranks 17th nationally.
- ✓ Redshirt freshman running back **Javian Hawkins** has been the instrument to spark the running game, averaging 103.7 yards per game this year, which ranks 15th in the country.
- ✓ In his first full season, Hawkins, who rushed for a career high 172 yards versus Boston College, is the third freshman in school history to have three 100-yard rushing games in the first five games of the season — joining Victor Anderson (2008) and Lamar Jackson (2015).
- ✓ Hawkins is on pace to became the first running back at Louisville to rush for 1,000 yards since Bilal Powell totaled 1,405 yards in 2010.
- ✓ Last season saw the Cardinals rank 102nd in the country in rushing and last in the ACC, but the improved performance on the ground sees the Cardinals enter this week 22nd in the country and third in the ACC.

TRACKING THE CARDINALS IN 2019

Opponent	Time	Length	Att.	Halftime	Final	Coin Toss	Kickoff/ Receive	1st UL Poss.	1st Opp Poss.	Game Pants	Game Jersey	Game Helmet
Notre Dame	8:06 p.m.	3:21	58,187	14-21	17-35	Lost	Kickoff	TD	TD	Black	Black	Black
Eastern Kentucky	7:05 p.m.	2:57	48,808	14-0	42-0	Won	Kickoff	TD	Punt	White	Red	White
Western Kentucky	4:05 p.m.	3:17	22,665	31-7	38-21	Lost	Kickoff	Punt	Punt	Red	White	Red
Florida State	3:35 p.m.	3:27	46,530	7-21	24-35	Won	Kickoff	Punt	Downs	White	White	Red
Boston College	12:35 p.m.	4:01	46,007	28-22	41-39	Lost	Kickoff	TD	Fumble	White	White	White
Wake Forest	7:35 p.m.	4:04	24,434	31-21	62-59	Won	Kickoff	Punt	Punt	Black	White	Black
Clemson												
Virginia												
Miami												
NC State												
Syracuse												
Kentucky												

CARDINALS IN THE NFL

AS OF AUG. 1

Jaire Alexander	Green Bay Packers
Joshua Bellamy	New York Jets
Reggie Bonnafon	Carolina Panthers
Teddy Bridgewater	New Orleans Saints
Preston Brown	Cincinnati Bengals
Jamon Brown	Atlanta Falcons
Geron Christian	Washington Redskins
Brandon Dunn	Houston Texans
Josh Harvey-Clemons	Washington Redskins
Cole Hikutini	Dallas Cowboys
Lamar Jackson	Baltimore Ravens
John Miller	Cincinnati Bengals
DeVante Parker	Miami Dolphins
Senorise Perry	Buffalo Bills
Bilal Powell	New York Jets
Sheldon Rankins	New Orleans Saints

ACADEMIC ACHIEVEMENTS

• Twenty-one players are competing during the season with their degrees in hand.

- Robbie Bell
- Amonte Caban
- Blanton Creque
- Jared Goldwire
- Tyler Haycraft
- Isaiah Hayes
- T.J. Holl
- Thomas Jackson
- Brendan Lowery
- P.J. Mbanasor
- Gary McCrae
- T.J. McCoy
- Tyler Nauret
- Ean Pfiefer
- Khane Pass
- Ronald Rudd
- Damien Smith
- Cornelius Sturghill
- Ty Tyler
- Boosie Whitlow
- Dae Williams

Two Great Halves

- ✓ The Cardinals have played picture perfect football in the first half of the last two wins. Louisville is averaging 29.5 points in the first half over the last two contests. Louisville equaled a season best 31 points against Wake Forest.
- ✓ Louisville is averaging 334.5 yards of total offense over the last two wins.
- ✓ In the first half versus Boston College, the Cardinals totaled 412 yards of total offense — the most in a half since it had 450 yards versus Syracuse in a 56-10 win.
- ✓ Louisville averaged 10.8 yards per play, which included pass plays of 59 and 77 yards to **Seth Dawkins**, who totaled 157 yards in the first half. **Javian Hawkins**, who recorded 126 yards in the first half on the ground, had a 47-yard rush.
- ✓ The Cardinals totaled 257 yards of offense in the first half versus Wake Forest, averaging 7.6 yards per play.

Getting Vertical

- ✓ Louisville has shown the ability to stretch the field vertically on offense through the first six games. The Cardinals lead the ACC with 12 plays of over 40 or more yards, and first with seven over 50 yards and four of better than 60 yards.
- ✓ Nationally, the Cardinals rank 13th in the country and lead the ACC by averaging 6.93 yards per play.
- ✓ Louisville ranks sixth nationally with 22 plays from scrimmage of 30 or more yards, third with 15 plays of 40 or more yards and sixth with nine 50+ plays.

Satterfield Picks Up First Ranked Win

- ✓ Scott Satterfield's success over the last four seasons has elevated him into the top echelon of coaches in the FBS. Since 2015, Satterfield's teams have captured 44 wins.
- ✓ The seventh-year head coach picked up his first win over a ranked FBS opponent with a 62-59 win over Wake Forest on Oct. 12. Satterfield is now 1-7 versus ranked foes, going 1-1 at Louisville and 0-7 at Appalachian State
- ✓ Two of Satterfield's losses to ranked teams have come in overtime, dropping a 20-13 decision at No. 9 Tennessee in 2016 and a 45-38 loss at No. 9 Penn State in the 2018 opener.

Satterfield Versus Ranked Opponents

Oct. 12, 2019	at #19 Wake Forest	62-59
Sept. 2, 2019	#9 Notre Dame	17-35
Oct. 25, 2018	at #25 Georgia Southern	14-34
Sept. 1, 2018	at #9 Penn State	38-45 (ot)
Sept. 2, 2017	at #15 Georgia	10-31
Sept. 17, 2016	#25 Miami	10-45
Sept. 1, 2016	#9 Tennessee	13-20 (ot)
Sept. 12, 2015	at #12 Clemson	10-41

Degrees in Hand

- ✓ Louisville has 20 players — the third-most nationally — began the season with their degrees in hand, including six graduate transfers.
- ✓ The list includes: Robbie Bell, Amonte Caban, Blanton Creque, Jared Goldwire, Tyler Haycraft, Isaiah Hayes, T.J. Holl, Thomas Jackson, Brendan Lowery, Gary McCrae, P.J. Mbanasor, T.J. McCoy, Tyler Nauret, Ean Pfiefer, Khane Pass, Ronald Rudd, Damien Smith, Cornelius Sturghill, Ty Tyler, Boosie Whitlow.
- ✓ Of the players on the list Robbie Bell, Jared Goldwire, Isaiah Hayes and Dae Williams have multiple years of eligibility remaining.

This is October

- ✓ The Cardinals have been successful in October, posting an all-time mark of 208-186-5, 68-111-3 on the road, and 139-75-2 in home games.
- ✓ Since 2016, the Cardinals are just 6-7 in the last 13 games in October.
- ✓ Scott Satterfield is 18-7 during the month of October in his seven seasons as a head coach. His teams have 14 of the last 16 games during the month of October.

Conley Joins Elite Company

- ✓ **Evan Conley** doesn't look like a true freshman, and he isn't playing like one. He accounted for 275 yards of total offense and three touchdowns in the 62-59 win over Wake Forest.
- ✓ He passed for two scores and iced the game with a 41-yard run with 2:10 remaining in the fourth quarter. He becomes the first true freshman to account for three or more scores since Lamar Jackson was responsible for four touchdowns in the Music City Bowl win over Texas A&M in 2015
- ✓ Conley is fourth true freshmen non-starter who came off the bench to rush for a TD and pass for a TD in a game since 1951. Evan Conley at Wake Forest - 2019; Lamar Jackson at Pitt, at Kentucky - 2015 Reggie Bonnafon vs. Murray State, at Boston College - 2014 Jay Gruden vs. Eastern Kentucky- 1985.

Five Earn Scholarships

- ✓ Head coach Scott Satterfield changed the life of three walk-ons after spring practice when the first-year head coach gave the student-athletes scholarships during a team meeting.
- ✓ Tight end **Marshon Ford**, running back **Maurice Burkley** and safety **Jack Fagot** were given scholarships in the spring, while **Dayna Kinniard** and **Damien Smith** were awarded scholarships in August and September, respectively.

Dawkins Making Plays

- ✓ Senior **Seth Dawkins** may have only caught 13 passes this season, the native of Columbus, Ohio has made a number of big plays. The wideout has caught 13 passes for 277 yards and two scores, but is averaging a team high 21.3. He owns three pass receptions of over 50 yards, including a pair of touchdowns.
- ✓ He scored from 55 yards out against Wake Forest on Saturday, and had a 59-yard score against Boston College on Oct. 5. He also had a career long 77-yard catch that didn't result in a touchdown versus the Eagles, as well.
- ✓ Dawkins has 91 career catches for 1,439 yards and eight scores, while averaging 15.8 yards a reception over his four seasons.

OPPONENT WATCH

NOTRE DAME (5-1)
Last: def. USC 30-27
Next: at Michigan

EASTERN KENTUCKY (3-2)
Last: Open
Next: at Murray State

WESTERN KENTUCKY (4-2)
Last: def. Army 17-8
Next: Charlotte

FLORIDA STATE (3-3)
Last: lost to Clemson 45-14
Next: at Wake Forest

BOSTON COLLEGE (3-3)
Last: Open
Next: at NC State

WAKE FOREST (5-1)
Last: lost to Louisville 62-59
Next: Florida State

CLEMSON (6-0)
Last: def. Florida State 45-14
Next: at Louisville

VIRGINIA (4-2)
Last: lost to Miami 17-9
Next: Duke

MIAMI (3-2)
Last: defeated Virginia 17-9
Next: at Georgia Tech

NC STATE (4-2)
Last: defeated Syracuse 16-10
Next: at Boston College

SYRACUSE (3-3)
Last: lost to NC State 16-10
Next: Pittsburgh

KENTUCKY (3-3)
Last: defeated Arkansas 24-20
Next: at Georgia

Cunningham Joins Elite Company

- ✓ Quarterback **Micale Cunningham** joined elite company when he picked up 46 yards on the ground in the win over Western Kentucky. The redshirt sophomore became only the third quarterback in school history to reach 600 rushing yards, joining Lamar Jackson (4,132) and Stefan LeFors (756).
- ✓ Cunninhgam, who has rushed for 756 yards in 15 games, led the Cardinals in rushing with 497 yards last season and is third with 226 yards in 2019. He's tied for second on the school's all-time list with LeFors for most rushing yards by a quarterback.
- ✓ The Montgomery, Ala., native owns eight rushing touchdowns, which is sixth in school history. He put the Cardinals on the board first versus Boston College with a 3-yard touchdown run.

Career Rushing Touchdowns By QB

50	Lamar Jackson	2015-17
11	Benny Russell	1964-66
10	Wally Oyler	1966-68
9	Dave Ragone	1999-02
9	Brian Brohm	2004-07
8	John Madeya	1970-72
8	**Malik Cunningham**	**2017-**

Hawkins Takes Over As Featured Back

- ✓ Running back **Javian Hawkins** has had quite a start to his season, leading the Cardinals in rushing in three of the six games 2019. The Titusville, Fla., product has totaled 562 yards and two scores to start the year after rushing for a career high 172 yards and a touchdown versus Boston College.
- ✓ Hawkins, who is on pace for the first running back to reach the 1,000-yard mark, ranks 15th nationally with 562 rushing yards and is 12th with his 112.4 yards per game average.
- ✓ He's averaging 6.2 yards per carry and owns 29 runs of over 10 yards, including four of over 40 yards, which ranks in a tie for third nationally.
- ✓ Hawkins is the third freshman in Louisville history to have three 100-yard rushing games in the first five games of a season. He joins Victor Anderson (2008) and Lamar Jackson (2015).
- ✓ The Titusville, Fla., native is the first running back with three 100-yard games in a season since Brandon Radcliff in 2016.
- ✓ Hawkins' 562 yards in the most by a UofL player since Heisman Trophy winner Lamar Jackson totaled 688 yards in his award-winning 2016 season.
- ✓ Hawkins has gained most of the yards after contact, gaining 370 yards after contact, and average of 4.2 yards per attempt. He totaled 94 yards after contact versus Boston College last weekend.
- ✓ The redshirt freshman has gone 91 carries without a fumble this season.
- ✓ Hawkins has enjoyed running through the middle of the defense as 152 yards have come by that direction and is averaging 10.9 yards per carry. He has three carries for 47 when traveling around the right end.
- ✓ Hawkins has recorded 20 first downs on his runs and has 12 rushes of 10 or more yards. He posted a career-long run of 66 yards against Eastern Kentucky.

Fitzpatrick Goes For Three

- ✓ Wide receiver **Dez Fitzpatrick** has found his stride over the last three weeks, recording three-straight 100-yard receiving games and the fifth of his career.
- ✓ He went over the century mark last Saturday versus Wake Forest, catching five passes for 125 yards and two scores. Fitzpatrick is the first Louisville player with three straight 100-yard receiving games since DeVante Parker did it vs. NC State, Florida State, and Boston College in 2014.
- ✓ With two touchdown receptions, Fitzpatrick moved into a tie for seventh place in school history with 17 touchdown receptions. It was Fitzpatrick's third multi-touchdown game of his career.
- ✓ The product of Farmington, Michigan recorded his fourth 100-yard receiving game by five passes for 108 yards and a score versus Boston College.
- ✓ He caught seven passes for 133 yards and one score against Florida State on Sept. 21. His was just one yard from tying his career high of 134 yards receiving in a loss to NC State during the 2017 season.
- ✓ He has now caught 97 passes for 1,529 yards and 17 touchdowns.
- ✓ The junior is second on the team with 21 receptions for 408 yards and three scores. He's averaging 19.4 yards a reception (30th in the nation), which includes the 74-yard touchdown reception versus Florida State on Sept. 21.
- ✓ He's third on the team with seven plays of over 20 or more yards, three of which are touchdowns.

Career Receiving Touchdowns

33	DeVante Parker	2011-13
33	Ibn Green	1996-99
31	Arnold Jackson	1997-00
25	Anthony Cummings	1987-90
19	J.R. Russell	2001-04
18	Deion Branch	2000-01
17	**Dez Fitzpatrick**	**2017-**
17	Gary Barnidge	2004-07
16	Mario Urrutia	2005-07
15	Jaylen Smith	2015-18
15	Harry Douglas	2004-07
15	Ronnie Ghent	2000-03

Three QBs Toss TD Passes

- ✓ Based on injuries to the first two quarterbacks, the Cardinals have played three signal callers in the first six games. **Jawon Pass** started the first two games, but an injury allowed **Micale Cunningham** to get the nod over the next four games. When Cunningham went out of the game in the third quarter, freshman **Evan Conley** became the third quarterback to play for the Cardinals this year.
- ✓ Pass started the first two games and tossed four touchdown passes, while Cunningham — in his

100-YARD RUSHING GAMES BY A FROSH

Yards	Player
172	Javian Hawkins vs. Boston College (25, 2019)
123	*Javian Hawkins vs. Eastern Kentucky (11, 2019)
122	*Javian Hawkins vs. Notre Dame (19, 2019)
100	*Micale Cunningham vs. NC State (14, 2018)
129	*Micale Cunningham vs. Western Kentucky (21, 2018
226	Lamar Jackson vs. Texas A&M (22, 2015)
186	Lamar Jackson at Kentucky (17, 2015)
121	Lamar Jackson at NC State (19, 2015)
184	Lamar Jackson vs. Samford (18, 2015)
106	Lamar Jackson vs. Auburn (16, 2015)
126	L.J. Scott vs. Murray State (11, 2014)
164	*Darius Ashley at West Virginia (33, 2009)
113	*Victor Anderson at Syracuse (23, 2008)
161	*Victor Anderson vs. Middle Tennessee (19, 2008)
100	* Victor Anderson vs. Connecticut (19, 2008)
176	*Victor Anderson vs. Kansas State (18, 2008)
114	* Victor Anderson vs. Tennessee Tech (12, 2008)
137	* George Stripling vs. Syracuse (10, 2005)
117	* George Stripling at Cincinnati (15, 2005)
125	Michael Bush at Cincinnati (11, 2003)
137	Michael Bush vs. Houston (23, 2003)
100	* Otis Floyd vs. Northern Illinois (24, 1996)
140	Frank Moreau vs. Northeast Louisiana (28, 1995)
102	* Ralph Dawkins vs. Kansas (15, 1990)
193	* Greg Hickman at Memphis (33, 1979)
101	* Greg Hickman vs. Tulsa (26, 1979)
141	Bill Layne vs. Evansville (6, 1954)

Career Milestones

100-Yard Rushing Games

3	Javian Hawkins
2	Malik Cunningham

100-Yard Receiving Games

5	Dez Fitzpatrick
3	Tutu Atwell
2	Seth Dawkins

300-Yard Passing Games

2	Jawon Pass

first start against Western Kentucky — recorded his first two-touchdown game through the air when he connected with Tutu Atwell on nine-yard and 46-yard touchdown passes. Cunningham has thrown for 721 yards and five touchdowns this season.

- ✓ When Conley appeared in the game — on his second career pass — connected on a 62-yard scoring strike to Atwell — the third different quarterback to throw a touchdown pass. The freshman played extensively versus Boston College, going 10-of-16 for 140 yards and a touchdown.

Atwell's Fast Start

- ✓ **Tutu Atwell** has shown so far that he's pretty much unstoppable. The 5-foot-9 speedster is the team's leading receiver with 32 receptions for 509 yards and six touchdowns, which is 14th nationally. His 509 receiving yards ranks 31st nationally and his 84.8 per game average stands 29th.
- ✓ He tallied his third career 100-yard receiving game and second in three weeks by tying his career high with eight receptions for 110 yards in the win over Boston College on Oct. 5.
- ✓ Atwell owns three receptions of 40 or more yards and two of over 50 yards. He's averaging 15.9 yards a reception, which is 11th in the ACC and 95th nationally.
- ✓ The native of Miami caught five passes for 145 yards and career best three touchdowns in a win over Western Kentucky on Sept. 14. His 35.3 yards per catch average was the fourth-highest total in school history.
- ✓ It was Atwell's second 100-yard receiving game of his career and the first since he and Jaylen Smith each registered 100-yard games against Wake Forest in 2018. Atwell's total is the most yards by a receiver since Jaylen Smith recorded 183 versus North Carolina in 2017.
- ✓ Atwell recorded his first three-touchdown game of his career, scoring on a nine-yard score, a 46-yard strike and a 62-yarder. He's the first UofL wide receiver with three touchdown receptions in a single game since James Quick accomplished that feat against Florida State in 2015.
- ✓ In 16 career games, Atwell has caught 48 passes for 826 yards and seven touchdowns, while averaging a stellar 17.2 yards a reception.
- ✓ Last season, The Miami-Dade Player of the Year was third on the team with 24 receptions for 406 yards, leading the team with a 16.9 per catch average. The product of Northwestern High School was second on the squad with eight receptions for over 20 yards, with both touchdowns coming on 29 yards passes versus Georgia Tech.

Satterfield Loves to Run the Football

- ✓ There's no secret Scott Satterfield loves to run the football, and its shown in the first three games. The Cardinals are averaging 45.2 attempts per game. Louisville's 226 rushing attempts are the 26th most in the nation after five games.
- ✓ The Cardinals have totaled an average of 227.4 rushing in those first five games. The 322 yards rushing were the most since racking up 346 yards on the ground against Kentucky in the 2017 regular-season finale.
- ✓ Louisville ranks 20th in the country in rushing and is 25th nationally with 34 runs of over 10 or more yards. The Cardinals, who averaged just 4.2 yards a rush in 2018, are averaging 5.0 yards per rush, which stands 39thth in the country.
- ✓ In his first five seasons as an FBS head coach, Satterfield's teams ranked in the top 25 in rushing all five seasons — averaging over 200 yards in all five years.
- ✓ In his final season at Appalachian State, the Mountaineers averaged 240.38 yards per game to finish 14th nationally, totaling 31 scores on the ground.

30 is Magic

- ✓ In his seven seasons as a head coach, Scott Satterfield's teams are 45-3 when scoring 30 points or more after defeating Wake Forest last Saturday. The last loss was a 45-38 decision at No. 9 Penn State last season. Satterfield's teams have won 33 of the last 35 games when his team's score 30 or more points in a game.

Big Senior Class

- ✓ Head coach Scott Satterfield has the advantage of starting his career with a big senior class at his disposal. The Cardinals have 25 seniors on the roster after adding six graduate transfers to the team during the offseason.
- ✓ The Cardinals also have 26 juniors on the team, which give the team a total of 51 upperclassmen.

Becton Dominating the Opposition

- ✓ Offensive tackle **Mekhi Becton** has gone up against some of the top defensive linemen in the country over the first six weeks, and the 6-foot-7, 367-pound tackle is dominating the opposition. Becton has started all six games this season, and has yet to allow a sack and just two hits in 354 snaps this season.
- ✓ Becton, who owns 28 career starts, has 30 knockdown blocks this year, an average of 5.0 per game. He recorded a season best eight versus Eastern Kentucky and added seven versus Florida State on Sept. 21.
- ✓ The Highland Springs, Va., native was tabbed a second team preseason All-American.

Walk-Ons Are People Too

- ✓ It's no secret that the Cardinals don't have a multitude of depth for Scott Satterfield, but the first-year coach is making due with what he currently has on the roster. This season, the Cardinals played nine former walk-ons, including five who started games this season.
- ✓ On offense, Tyler Haycraft, a former walk-on, and has started the first five games at tackle. Marshon Ford was awarded aid in the spring and is the starter at the H-Back position.
- ✓ Dayna Kinnaird, who was given a scholarship two weeks ago, made a start at defensive end versus Notre Dame.
- ✓ Specialists Blanton Creque and Mason King, who

Amway Coaches Poll		
1.	Alabama (42)	5-0
2.	Clemson (20)	)5-0
3.	Georgia	6-0
4.	Ohio State	5-0
5.	Oklahoma	5-0
6.	LSU	5-0
7.	Florida	6-0
8.	Wisconsin	5-0
9.	Notre Dame	4-1
10.	Penn State	5-0
11.	Texas	4-1
12.	Auburn	5-1
13.	Oregon	4-1
14.	Boise State	5-0
15.	Utah	4-1
16.	Michigan	4-1
17.	Iowa	4-1
18.	Arizona State	4-1
19.	Wake Forest	5-0
20.	Virginia	4-1
21.	SMU	6-0
22.	Baylor	5-0
23.	Memphis	5-0
24.	Texas A&M	3-2
25.	Cincinnati	4-1

Associated Press Poll		
1.	Alabama (32)	5-0
2.	Clemson (15)	)5-0
3.	Ohio State(10)	6-0
	Georgia	5-0
5.	LSU	5-0
6.	Oklahoma	5-0
7.	Florida	6-0
8.	Wisconsin	5-0
9.	Notre Dame	4-1
10.	Penn State	5-0
11.	Texas	4-1
12.	Auburn	5-1
13.	Oregon	4-1
14.	Boise State	5-0
15.	Utah	4-1
16.	Michigan	4-1
17.	Iowa	4-1
18.	Arizona State	4-1
19.	Wake Forest	5-0
20.	Virginia	4-1
21.	SMU	6-0
22.	Baylor	5-0
23.	Memphis	5-0
24.	Texas A&M	3-2
25.	Cincinnati	4-1

- ✓ guys, while Isaac Martin is playing as a walk-on.

Cunningham as a Passer

- ✓ Not only has Malik Cunningham changed his first name to Micale, the sophomore has changed as a passer. Over the last three games, Cunningham has completed 34-of-51 passes for 673 yards and five touchdowns and completed 66.7 percent of his throws. He passed for a career high 278 yards and one touchdown, while completing a career best 72.2 percent of his passes versus Boston College on Oct. 5.
- ✓ The previous week against Florida State. Cunningham was 16-of-27 for 286 yards and two scores, including a career long 74-yard touchdown pass to **Dez Fitzpatrick.**
- ✓ In four games, Cunningham has passed for a career high 721 yards and five touchdowns — completing 65.0 percent of his passes. His completion percentage is 36th nationally and fifth in the ACC.
- ✓ Cunningham's 190.1 passing efficiency rating is fifth best in the country and is averaging a healthy 18.5 yards a completion. The native of Montgomery, Ala., has six completions of 40 or more yards, which is tied for the fifth best in the nation.
- ✓ The sophomore is one of 12 quarterbacks with two or more completions of over 70 yards.
- ✓ With 288 yards passing on 13 completions vs. Boston College (22.2 YPC), Cunningham's is the first Louisville player with 20+ yards per completion in a game and 10 or more completions since Brian Brohm vs. Murray State on Aug. 30, 2007 (16 completions for 375 yds, 23.4 YPC).

Conley Not Phased by the Moment

- ✓ There haven't been too many moments to phase true freshman quarterback Evan Conley so far through the first six games. He's 24-of-37 for 422 yards and four scores in his first three collegiate games.
- ✓ He played the final three quarters in the win over Wake Forest to notch the win off the bench. After **Micale Cunningham** went down in the second quarter with the Cardinals leading 28-14, Conley entered the game with 12:26 remaining in the second quarter — he wouldn't leave the game again.
- ✓ The native of Marietta, Ga., led the Cardinals to six scoring drives, going 12-of-18 for 196 yards and two touchdowns. He connected on two touchdown passes to **Dez Fitzpatrick** — a 15-yarder in the second quarter and a 50-yarder in the fourth quarter.
- ✓ However, the play of the game was made late in the game when the freshman made a 41-yard touchdown run with 2:10 remaining on a fourth and one play.

Offense Nears Record Day

- ✓ The offense was clicking on all cylinders versus Boston College on Oct. 5, scoring on seven of 13 possessions in the game, including five touchdowns.
- ✓ UofL's 664 yards of total offense in the game are the most since gaining 727 yards versus Syracuse in 2017.
- ✓ Louisville's 428 yards passing was its highest total since the Cards passed for 431 yards at Syracuse on Sept. 9, 2016. It's the 14th highest total in school history.
- ✓ It was the first time the Cardinals had multiple 100-yard passers in a game since Lamar Jackson and Jawon Pass on Sept. 30, 2017 against Murray State.
- ✓ Louisville had three 100-yard receivers (Dawkins, Fitzpatrick, Atwell) for the third time in program history. The most recent was Sept. 6, 2007, vs. Middle Tennessee.
- ✓ It was the first time UofL had two 100-yard receivers in a game since the 2017 Boston College game.
- ✓ It was only the second time Louisville had three 100-yard receivers and a 100-yard rusher in a game.
- ✓ Louisville has a 100-yard rusher (Hawkins) and 100-yard receiver in a game for the first time since Lamar Jackson and Jaylen Smith vs. Mississippi State on Dec. 30, 2017.
- ✓ On third down, the Cardinals were 8 of 16, the best this season and the most since converting 10 against Wake Forest (10/27/2018).

Hall Taking it To the House

- ✓ Sophomore **Hassan Hall** has developed into one of the nation's most dangerous kick returners, and that was evident with his performance versus Wake Forest.
- ✓ Hall returned his second career kickoff for a touchdown by tying a school record with a 100-yard yard return. It was Hall's second career return for a touchdown, the first since a 93-yard return against Clemson last season.
- ✓ The sophomore also added an 83-yard return in the win over Wake Forest.
- ✓ Hall is the ninth player in school history with over 1,000 career kickoff return yards.
- ✓ The native of Atlanta, Ga., is the first Louisville player with a rushing touchdown and kickoff return touchdown in the same game since Walter Peacock did it vs. Furman on Nov. 17, 1973.
- ✓ Hall's 220 kickoff returns yards are the second most in school history, only behind the 247 he registered in a loss at Clemson last season.
- ✓ It was the ninth 100-yard kickoff return in school history and the first since Traveon Samuel had one versus Clemson in 2015.
- ✓ The Cardinals are fourth in the country in the country, averaging 30.46 yards a return. The 6-foot-0, 198-pounder leads the nation in kick return at 38.8 yards a return.
- ✓ In two seasons, Hall has 1,167 career yards, which is seventh all-time in school history.
- ✓ Hall is averaging 27.1 yards a return on 43 career returns.

CAREER GAMES PLAYED

Player	'19	'18	'17	'16	'15	'14	Tot
Yasir Abdullah	6	11	-	-	-	-	17
Tutu Atwell	6	12	-	-	-	-	18
C.J. Avery	6	9	13	-	-	-	28
Jeffrey Banks	0	2	0	-	-	-	2
Mekhi Becton	6	12	12	-	-	-	30
Robbie Bell	6	1	13	-	-	-	20
Cole Bentley	5	12	7	-	-	-	24
P.J. Blue	0	12	-	-	-	-	12
Adonis Boone	6	11	-	-	-	-	17
Renato Brown	4	-	-	-	-	-	4
Maurice Burkley	4	12	-	-	-	-	16
Rodjay Burns	6	11	-	-	-	-	17
Amonte Caban	6	12	10	13	-	-	41
Caleb Chandler	6	6	2	-	-	-	14
Marlon Character	6	12	-	-	-	-	18
Jean-Luc Childs	6	-	-	-	-	-	6
Malik Clark	6	9	-	-	-	-	15
Evan Conley	3	-	-	-	-	-	3
Blanton Creque	6	12	13	12	-	-	43
Hunter Crowe	1	0	-	-	-	-	1
Malik Cunningham	5	10	-	-	-	-	15
Jordan Davis	4	10	11	-	-	-	25
Seth Dawkins	6	10	12	12	-	-	40
Derek Dorsey	6	12	11	-	-	-	29
Zach Edwards	2	-	-	-	-	-	2
Dorian Etheridge	6	10	13	-	-	-	29
Jack Fagot	6	7	-	-	-	-	13
Dez Fitzpatrick	6	12	13	-	-	-	31
Marshon Ford	6	4	-	-	-	-	10
Thurman Geathers	6	-	-	-	-	-	6
Jared Goldwire	6	10	-	-	-	-	16
Hassan Hall	6	12	-	-	-	-	18
Mitch Hall	6	8	13	-	-	-	27
Javian Hawkins	6	4	-	-	-	-	10
Tyler Haycraft	6	12	10	6	-	-	34
Quen Head	6	12	-	-	-	-	18
Isaiah Hayes	3	5	-	11	-	-	19
Robert Hicks	6	9	-	-	-	-	15
TJ Holl	5	12	4	10	12	-	43
Thomas Jackson	6	11	3	13	5	-	38
Anthony Johnson	6	11	-	-	-	-	17
Josh Johnson	3	0	10	-	-	-	13
Chandler Jones	6	11	-	-	-	-	17
Mason King	6	11	13	13	-	-	43
Tobias Little	4	0	9	-	-	-	13
Brendan Lowery	1	6	1	-	-	-	7
Justin Marshall	6	9	-	-	-	-	15
Isaac Martin	6	0	-	-	-	-	6
P.J. Mbanasor	5	12	0	0	10	-	27
T.J. McCoy	6	4	9	7	-	-	26
Gary McCrae	6	2	8	2	-	-	18
Thomas Nauert	1	-	-	-	-	-	1
Nick Okeke	5	11	6	-	-	-	22
Khane Pass	5	12	13	12	-	-	42
Devante Peete	6	11	-	13	-	-	30
Tabarius Peterson	6	12	13	-	-	-	31
Telly Plummer	0	9	-	-	-	-	9
Ramon Puryear	3	-	-	-	-	-	3
Aidan Robbins	1	-	-	-	-	-	1
G.G. Robinson	6	11	13	10	-	-	40
Damien Smith	6	2	10	8	-	-	26
Emonee Spence	0	2	3	-	7	-	12
Cornelius Sturghill	5	12	4	-	7	-	28
Taylor-Yamonoha	0	1	1	-	-	-	2
Caleb Tillman	0	0	3	-	-	-	3
Trenell Troutman	6	9	-	-	-	-	15
Ty Tyler	6	13	12	11	-	-	42
Keion Wakefield	6	10	-	-	-	-	16
Boosie Whitlow	6	7	-	-	-	-	13
Russ Yeast	6	11	12	-	-	-	29

King Looks to Maintain Record

- ✓ Senior punter Mason King has enjoyed a terrific career as the team's punter the last three seasons. The former St. Xavier product is in his final season holding the school record for career punting average at 42.3 yards a punt. He has punted 193 times for 8,172, which is fourth all-time in school history.
- ✓ Through the first six games, King is averaging 41.3 yards a boot and has placed six punts inside the opposition's 20-yard line.
- ✓ The Louisville native averaged 40.6 yards per punt last season — the lowest of his career — and placed a career high 19 punts inside the opponents' 20-yard line. He booted a career best nine punts in a loss to Boston College and had season best 46.5 yards a punt in a win over Indiana State in the home opener.
- ✓ King set a school record by averaging 43.9 yards a punt in 2016 and 2017 and connected on 24 punts of better than 50 yards in those seasons combined. He nailed a career long 60-yard punt versus Clemson in a 42-36 loss to the Tigers.
- ✓ With the help of King's high and deep punts, the Cardinals rank 59th in net punting at 38.4 yards per punt, while the punt return defense stands at 34th in the nation, allowing an average of 4.6 yards a return. Opponents have returned only seven punts for 32 yards in the first six games of the year.

Creque Climbing the Charts

- ✓ Entering the program as a walk-on, senior Blanton Creque has an opportunity to leave the squad as one of the best kickers in school history.
- ✓ The senior is off to a solid start to the 2019 season, connecting on 7-of-9 attempts, with his two misses coming from over 40 yards.
- ✓ Creque ranks 50th in the country with an average of 1.17 field goals per game and is 44th in field goal percentage at 77.8 percent.
- ✓ He moved into third place all-time with 303 points — becoming only the third player in school history with 300 career points and surpassing Lamar Jackson.
- ✓ The native of Shelbyville, Ky., is third on the school's all-time field goals made list with 50 after connecting on two field goals against Wake Forest. He nailed two versus Boston College, including the game winner with 1:02 left in the game against Boston College — the second one in his career. He defeated Florida State in 2017 with a late fourth quarter field goal.
- ✓ He also has 153 career extra points, which moved him into third place all-time.
- ✓ In his final season, Creque continues to be the school's all-time leader in field goal percentage at 83.3 percent. The product of Collins High has connected on 50-of-60 attempts.
- ✓ He owns the second spot in school history by making 14-straight field goals during his career. He also owns streaks of 10 and nine consecutive field goals made.

Louisville Career Field Goal Leaders

1.	66	John Wallace 2. (85 attempts)	2012-15
2.	60	Art Carmody (73 attempts)	2004-07
3.	**50**	**Blanton Creque (60 attempts)**	**2016-**
	44	Nate Smith (64 attempts)	2000-03
5.	36	Ron Bell (58 attempts)	1987-90
6.	35	David Akers (61 attempts)	1993-96
7.	32	Chris Philpott (44 attempts)	2008-11
8.	24	Wilbur Summers (47 attempts)	1972-75
89.	22	Jon Hilbert (33 attempts)	1996-99
10.	22	Klaus Wilmsmeyer (30 attempts)	1988-91

Louisville Career Points Leader

433	Art Carmody (60 FGs, 253 PATs)	2004-07
384	John Wallace (66 FGs, 186 PATs)	2012-15
303	**Blanton Creque (50 FGs, 153 PATs)**	**2016-**
300	Lamar Jackson (50 TDs)	2015-17
300	Lenny Lyles (49 TDs, 6 PATs)	1954-57
275	Nate Smith (44 FGs, 143 PATs)	2000-03
246	Michael Bush (41 TDs)	2003-06
216	David Akers (35 FGs, 111 PATs)	1993-96
198	DeVante Parker (33 TDs)	2011-14
198	Ibn Green (33 TDs)	1996-99
198	Tom Lucia (33 TDs)	1947-50

Third-Down Success

- ✓ Getting off the field on third down has been a key to the defense this season. Louisville has held the opposition to a 34.8 percent conversion rate on third down, ranking 44thin the nation and sixth in the ACC
- ✓ In the win over Boston College on Oct. 5, the Cardinals held the Eagles to just 4-of-15 and are limiting opponents to a 29 percent conversion rate.
- ✓ Louisville ranked dead last nationally last year, allowing opponents to convert 51.9 percent of their third-down opportunities.

More Pressure Paying Off

- ✓ Totaling 11 sacks in 12 games was definitely a problem, and the Cardinals have addressed it in a big way. In the first six games, the Cardinals have matched that total with 11 sacks — five coming against Eastern Kentucky.
- ✓ The Cardinals, who ranked 125th last season with an average of 0.92 sacks per game, are 69th in the country and 11th in the ACC with an average of 2.17 sacks a game.
- ✓ Nine different players have recorded sacks in the first five contests, led by **Rodjay Burns**, **Monty Montgomery,** and **G.G. Robinson** who leads the team with a pair of sacks.
- ✓ **Yasir Abdullah** recorded his first career sack in the first quarter and **Jared Goldwire** recorded his first career sack in the second quarter in the win over Eastern Kentucky. Montgomery notched his first sack against Western Kentucky.
- ✓ **C.J. Avery** and **Dorian Etheridge** added their first sacks on the year in the loss to Florida State on Sept. 21.

The Cardinals also have recorded 75 pressures on

the quarterback, with defensive tackle **G.G. Robinson** leading the way with 11 and **Dorian Etheridge** with eight.

Burns Scores First Defensive Touchdown in the Satterfield Era

- ✓ Outside linebacker **Rodjay Burns** continues to excel in Bryan Brown's defensive scheme.
- ✓ Moved from cornerback, Burns is third on the team with 40 tackles after recording a career best 16 tackles in the win over Wake Forest. Despite the defense giving up 59 points, Burns was the team leader in tackles, and also recorded 2.0 tackles for loss, a forced fumble, and his third career interception.
- ✓ The transfer from Ohio State is the team's leader with 6.0 tackles for loss and also owns a pair of sacks.
- ✓ He recorded six tackles versus Notre Dame and seven against Eastern Kentucky. He leads the team with a pair of sacks and 3.0 tackles for loss.
- ✓ The former Trinity High product scooped up a fumble and returned it 30 yards against Western Kentucky for his first defensive touchdown and the first non-offensive score of the Scott Satterfield era.

Abdullah Takes to Starting Role

- ✓ Linebacker **Yasir Abdullah** has made the most of his opportunity since being inserted into the starting lineup two games ago. In those two contests, the Miami, Fla., native has recorded 11 tackles, 3.0 tackles for loss, an interception and recovered a fumble.
- ✓ In the win over Wake Forest, Abdullah had one of his better games of the his career, recording six tackles, recovered a fumble, and picked off his first career pass. With the Cardinals holding a 31-21 lead, Abdullah recorded an interception at the Louisville four-yard line with 18 seconds left before the half.
- ✓ The sophomore has been credited with 21 tackles, 4.0 tackles for loss, and one sack in six games this season.

Etheridge Continues Strong Career

- ✓ Junior **Dorian Etheridge** has been the leader of the defense over the last three seasons, and 2019 has been much of the same. The native of Charleston, W. Va., has registered 169 tackles in 28 games — all coming as a starter. He's fifth with 31 tackles and also has 3.5 tackles for loss.
- ✓ He's coming off his best game of the season, recording eight tackles in the win over Wake Forest. It was the third game of seven of more tackles for the junior linebacker.
- ✓ He opened the season with three tackles and recovered a fumble in the loss to the Irish, while being credited with seven tackles and one for a loss in the win over Eastern Kentucky.
- ✓ The 2018 campaign saw him miss a pair of games, totaling 55 tackles and 4.0 tackles for loss.
- ✓ As a true freshman in 2017, Etheridge was named a freshman All-American after leading the team with 83 tackles, including a career best 14 stops versus Boston College.
- ✓ In his career, Etheridge has recorded three games of 10 or more tackles.

Stopping Big Run Plays

- ✓ Scott Satterfield believes that running the football and stopping the run is the key to total team success. Well, the Cardinals have done a good job running the football, but have struggled in recent weeks against the run. Louisville dipped to 84th in the country allowing 174.2 yards on the ground. However, the Cardinals are not giving up big plays on the ground.
- ✓ Louisville is allowing just 4.4 yards per carry on the ground, which ranks 76th in the country.
- ✓ The Cardinals have limited big plays in the running game, allowing just 15 runs of over 20 yards through the first six games.
- ✓ The Cardinals held Florida State's Cam Akers to a season low 112 yards on 29 carries, an average of just 3.8 yards per carry in the 35-24 loss on Sept. 21. Boston College's A.J. Dillon had his string of three 150-yard performances when he was limited to 118 yards on 25 carries,

Avery Builds Off 2018

- ✓ Junior **C.J. Avery** finished second on the team in tackles last year despite missing three games. He recorded a career high 15 tackles in a loss to Boston College and seven against Wake Forest.
- ✓ The 2019 season has seen the product of Grenada, Miss., is second on the team with 30 tackles and is tied for second with one sack.
- ✓ He has recorded over six tackles in four of the six games this year.
- ✓ He recorded a season high 13 tackles and a pass break-up in the win over Wake Forest and had nine stops on Sept. 21 in a loss at Florida State
- ✓ His 43 stops are the most among the linebackers.

Pass Leads Team in Tackles

- ✓ Senior **Khane Pass** has put together back-to-back career games, recording 10 or tackles in each of the last three contests.
- ✓ He recorded 10 solo tackles on Saturday versus Boston College.
- ✓ Pass leads the team with 39 tackles and ranks 15th nationally with an average of 6.0 solo tackles per game and stands 86th in the country with an average of 7.8 tackles per game.
- ✓ He opened the season with six stops versus Notre Dame and had 12 tackles versus Florida State and Boston College
- ✓ In 40 career games, the Columbus, Ga., native has totaled 150 career tackles.

Finally an Interception (s)

- ✓ There certainly was a lot of conversation around the lack of interceptions this season. Entering Saturday's game, Louisville and Rice were the only two teams in FBS without an interception.
- ✓ The Cardinals stopped their streak when cornerback **Anthony Johnson** registered his second career interception and the first of the entire season against Boston College. Opponents had thrown 142 passes without an interception.
- ✓ Louisville is one of nine teams with only one interception this year.
- ✓ After going four games without an interception, the Cardinals have three over the last two games. In the win over Wake Forerst, **Yasir Abdullah** picked off a pass on the goaline right before the half, and **Rodjay Burns** recorded his third career interception.

Yeast Establishes Career Highs

- ✓ Safety **Russ Yeast** made a position switch from cornerback to safety, and its certainly paid off this year. The product of Greenwood, Ind., is fourth on the team with a career high 36 tackles, including 22 solo stops.
- ✓ As a sophomore last season, Yeast recorded 23 tackles in 12 games.
- ✓ In the win over Boston College on Oct. 5, Yeast made a career-high 11 total tackles, including eight solo.
- ✓ In the last two games, Yeast has registered 24 tackles, recording his career high versus Boston College and eight in the loss to Florida State.

SCOTT **SATTERFIELD**

Head Coach • 1st Season • Appalachian St. '95

Scott Satterfield, who guided his teams to three consecutive Sun Belt Conference championships, was named the 23rd head football coach at the University of Louisville on Dec. 4, 2018.

Satterfield compiled a remarkable 51-24 record at Appalachian State, including a 38-10 conference mark in six seasons with the Mountaineers. His conference record of 34-6 in five Sun Belt seasons is the best in the league over that span. Notably, he became the first coach to lead a school from the FCS level to FBS and immediately earn three-consecutive bowl wins.

In the Mountaineers' short time in the FBS era, Satterfield directed Appalachian State to three-straight conference titles and led the program to four straight bowl appearances.

Hosting the first Sun Belt Conference Championship Game in league history, Appalachian State won 30-19 against Louisiana to claim its third straight league title and earn an automatic bid to face Middle Tennessee of Conference USA in the R+L Carriers New Orleans Bowl.

In 23 seasons at Appalachian State, including five as a quarterback (1991-95) and 12 as an assistant coach (1998-2008, 2012), the Mountaineers secured three NCAA Division I FCS national titles and 11 conference championships.

This past season, the Mountaineers were 10-2 and captured the East Division title behind a 7-1 league record. The team has compiled five straight wins heading into its bowl appearance, outscoring opponents 157-60.

Defensively, the Mountaineers were sixth nationally in total defense, yielding only 279.3 yards per game and sixth allowing 15.7 points per contest. On offense, Satterfield's team averaged 36.7 points per game, which is 20th in the country, and 15th in rushing offense behind 241.0 yards per game on the ground.

In 2017, Appalachian State registered a 9-4 mark that included a 7-1 record within the league and a 34-0 win over Toledo in the Dollar General Bowl. The Mountaineers ranked among the top 20 teams nationally in fewest sacks allowed (No. 2 with eight), first downs allowed (No. 20 with 222), fewest passes picked off by opposing defenses (No. 8 with six), defensive interceptions (No. 12 with 18), sacks per game (No. 17 with 2.92), and turnover margin (No. 11 with 0.92).

In 2016, the Mountaineers completed a 10-win season, winning nine of their last 10 contests to finish at 10-3 overall – capped by a 31-28 win over Toledo in the Camellia Bowl. The Mountaineers' two losses came at the hands of ranked opponents, opening the season with a 20-13 overtime loss to No. 9 Tennessee and a defeat to No. 25 Miami two weeks later.

They put together one of the most statistically complete seasons in league history, allowing less than 12 points per game in Sun Belt action. Overall, the Mountaineers led the conference in scoring defense (17.0 points per game), total defense (326.0 yards per game), rushing offense (245.6 yards per game), turnover margin (+8), and time of possession (33:25). In conference games, Appalachian State led the league in total offense (452.5 yards per game).

In 2015, Satterfield's third year leading the Mountaineers, the team posted an 11-2 record. It was the highest win total by an FBS program in its first season of bowl eligibility after completing the transition. The Mountaineers ranked among the Sun Belt's top two in 19 of the league's 33 statistical categories.

Known as an innovative offensive mind, Satterfield's team that season scored over 28 points in 11 games. To add to that success, the Mountaineers finished 11th in the nation in total defense, yielding only 314.5 yards per game, and 14th in the country in scoring defense at 19.1 points per game. Appalachian State held seven opponents to 14 points or less, including a pair of shutouts.

The Hillsborough, N.C., native won four games in his first season, but steadily improved the program over the next five seasons. In 2014, Satterfield's squad captured a 7-5 mark, winning its final six games to close out its first season as an FBS member.

Satterfield spent the first 11 seasons of his professional career in Boone, coaching the Mountaineers' wide receivers (1998), running backs (1999-02) and quarterbacks (2003-08). He was an integral part of Appalachian State's transition from a Power-I to a Spread offense in 2004.

With Satterfield serving as the Mountaineers' primary play-caller, Appalachian State ranked among the nation's top 20 in five major offensive statistical categories (scoring, rushing, passing, passing efficiency and total offense) from 2004-08. In 2007, the season in which Appalachian State took down Michigan, the Mountaineers led the nation with a school-record 488.3 yards of total offense per game.

Prior to his return to Appalachian State as the assistant head coach and offensive coordinator in 2012, Satterfield spent one season as the passing game coordinator and quarterbacks coach at Toledo (2009) and two as the offensive coordinator at FIU (2010-11).

Personal
- **Bachelor's Degree**: Appalachian State (Physical Education, 1996)
- **Wife:** Beth (Burleson)
- **Sons**: Bryce and Isaac
- **Daughter**: Alli

LOUISVILLE (2019)
Head Coach

APPALACHIAN STATE (2012-18)
Head Coach (2013-18)
Offensive Coordinator (QB) (2012)

FIU (2010-11)
Offensive Coordinator (QB)

TOLEDO (2009)
Passing Game Coordinator (QB)

APPALACHIAN STATE (1998-2008)
Assistant Coach (QB) (2003-08)
Assistant Coach (RB) (1999-2002)
Assistant Coach (WR) (1998)

SATTERFIELD'S HEAD COACHING RECORD

2013	Appalachian State (HC)	4-8
2014	Appalachian State (HC)	7-5
2015	Appalachian State (HC)	11-2
2016	Appalachian State (HC)	10-3
2017	Appalachian State (HC)	9-4
2018	Appalachian State (HC)	10-2
2019	Louisville (HC)	4-2

Overall Record	192-84
Head Coach Record	55-26
Record As Assistant	137-58

SATTERFIELD GAME-BY-GAME

2013 (4-8, 4-4 SoCon)

Date	Opponent	Score
Aug. 31	at Montana	L, 6-30
Sep. 7	North Carolina A%T	L, 21-24
Sep. 21	at Elon	W, 31-21
Sep. 28	Charleston Southern	L, 24-27
Oct. 5	at The Citadel	L, 28-31
Oct. 12	Samford	L, 10-34
Oct. 19	at Furman	L, 10-27
Oct. 26	Georgia Southern	W, 38-14
Nov. 2	Chattanooga	L, 28-35
Nov. 9	at Georgia	L, 6-45
Nov. 16	at Wofford	W, 33-21
Nov. 23	Western Carolina	W, 48-27

2014 (7-5, 6-2 Sun Belt)

Date	Opponent	Score
Aug. 30	at Michigan	L, 14-52
Sep. 6	Campbell	W, 66-0
Sep. 20	at Southern Miss.	L, 20-21
Sep. 25	at Georgia Southern	L, 14-34
Oct. 4	South Alabama	L, 21-47
Oct. 11	Liberty	OT L, 48-55
Oct. 18	at Troy	W, 53-14
Nov. 1	Georgia State	W, 44-0
Nov. 8	UL Monroe	W, 31-29
Nov. 15	at Arkansas State	W, 37-32
Nov. 22	at UL Lafayette	W, 35-16
Nov. 29	Idaho	W, 45-28

2015 (11-2, 7-1 Sun Belt)

Date	Opponent	Score
Sep. 5	Howard	W, 49-0
Sep. 12	at Clemson	L, 10-41
Sep. 26	at Old Dominion	W, 49-0
Oct. 3	Wyoming	W, 31-13
Oct. 10	at Georgia State	W, 37-3
Oct. 17	at UL Monroe	W, 59-14
Oct. 22	Georgia Southern	W, 31-13
Oct. 31	Troy	W, 44-41
Nov. 5	Arkansas State	L, 27-40
Nov. 14	at Idaho	W, 47-20
Nov. 28	UL Lafayette	W, 28-7
Dec. 5	at South Alabama	W, 34-27
Dec. 19	Ohio ^	W, 31-29

^ - Raycom Media Camellia Bowl

2016 (10-3, 7-1 Sun Belt)

Date	Opponent	Score
Sep. 1	Tennessee	L, 13-20
Sep. 10	Old Dominion	W, 31-17
Sep. 17	Miami (Fla.)	L, 10-45
Sep. 24	at Akron	W, 45-38
Oct. 1	Georgia State	W, 17-3
Oct. 12	at UL Lafayette	W, 24-0
Oct. 22	Idaho	W, 37-19
Oct. 27	at Georgia Southern	W, 34-10
Nov. 5	Texas State	W, 25-10
Nov. 12	at Troy	L, 24-28
Nov. 19	UL Monroe	W, 42-17
Nov. 26	at New Mexico State	W, 37-7
Dec. 17	Toledo ^	W, 31-28

^ - Raycom Media Camellia Bowl

2017 (9-4, 7-1 Sun Belt)

Date	Opponent	Score
Sep. 2	at Georgia	L, 10-31
Sep. 9	Savannah State	W, 54-7
Sep. 16	at Texas State	W, 20-13
Sep. 23	Wake Forest	L, 19-20
Oct. 7	New Mexico State	W, 45-31
Oct. 14	at Idaho	W, 23-20
Oct. 21	Coastal Carolina	W, 37-29
Oct. 28	at UMass	2OT L, 27-30
Nov. 4	at UL Monroe	L, 45-52
Nov. 9	Georgia Southern	W, 27-6
Nov. 25	at Georgia State	W, 31-10
Dec. 2	Louisiana	W, 63-14
Dec. 23	Toledo ^	W, 34-0

^ - Dollar General Bowl

2018 (11-2, 7-1 Sun Belt)

Date	Opponent	Score
Sep. 1	at Penn State	OT L, 38-45
Sep. 8	at Charlotte	W, 45-9
Sep. 22	Gardner Webb	W, 72-7
Sep. 29	South Alabama	W, 52-7
Oct. 9	at Arkansas State	W, 35-9
Oct. 20	Louisiana	W, 27-17
Oct. 25	at Georgia Southern	L, 14-34
Nov. 3	at Coastal Carolina	W, 23-7
Nov. 10	at Texas State	W, 38-7
Nov. 17	Georgia State	W, 45-17
Nov. 24	Troy	W, 21-10
Dec. 1	Louisiana ^	W, 30-19

2019 (3-2, 1-1 ACC)

Date	Opponent	Score
Sep. 2	Notre Dame	L, 17-35
Sep. 7	Eastern Kentucky	W, 42-0
Sept. 14	vs. Western Kentucky	W, 38-21
Sept. 21	at Florida State*	L, 24-35
Oct. 5	Boston College*	W, 41-39
Oct. 12	at #19 Wake Forest	W, 62-59

RECORD VS. ALL OPPONENTS

Akron	1-0
Arkansas State	2-1
Boston College	1-0
Campbell	1-0
Charleston Southern	0-1
Charlotte	1-0
Chattanooga	0-1
The Citadel	0-1
Clemson	0-1
Coastal Carolina	2-0
Eastern Kentucky	1-0
Elon	1-0
Florida State	0-1
Furman	0-1
Gardner-Webb	1-0
Georgia	0-2
Georgia Southern	4-2
Georgia State	5-0
Howard	1-0
Idaho	4-0
Liberty	0-1
Louisiana	6-0
Massachusetts	0-1
Miami (Fla.)	0-1
Michigan	0-1
Montana	0-1
New Mexico State	2-0
North Carolina A&T	0-1
Notre Dame	0-1
Ohio	1-0
Old Dominion	2-0
Penn State	0-1
Samford	0-1
Savannah State	1-0
South Alabama	2-1
Southern Miss	0-1
Tennessee	0-1
Texas State	3-0
Toledo	2-0
Troy	3-1
ULM	3-1
Wake Forest	1-1
Western Carolina	1-0
Western Kentucky	1-0
Wofford	1-0
Wyoming	1-0
TOTAL	**55-26**

COACHING STAFF

BRYAN **BROWN**

Defensive Coordinator/Cornerbacks
Game Location: Field

The architect of one the nation's top defenses in 2017, Bryan Brown was promoted into the defensive coordinator position with the Mountaineers where he tutored one of the top defensive units in the nation.

In leading the Mountaineers to their third-straight Sun Belt title, a 10-2 record and a fourth consecutive bowl appearance, Brown's defense ranked sixth nationally in scoring defense at 15.7 points per game, holding the opposition to 10 or fewer points in seven contests. Brown's unit also ranked third in the country in passing defense (148.1) and sixth in total defense (279.3).

Before earning a promotion to the defensive coordinator position, Brown served as the cornerbacks coach at Appalachian State from 2012-17, leading one of nation's most opportunistic units.

CORT **DENNISON**

Co-Defensive Coordinator/Outside Linebackers
Game Location: Press Box

Cort Dennison returned to the University of Louisville football staff in January of 2019 as the co-defensive coordinator and outside linebackers coach.

Before coaching the 2018 season at Oregon, Dennison spent four seasons with the Cardinals (2014-17), where he established himself as a quality young coach and one of the best recruiters in the nation.

A Salt Lake City, Utah, native, Dennison coached the outside linebackers and assisted in bringing one of the highest-rated recruiting classes in Oregon history.

For his abilities, Dennison was named to 247Sports' 30 Under 30 coaching list in 2017 and 2018. Before moving west, he ranked seventh on InsidetheACC's Top 10 Recruiters list after the 2017 season. This past season, Dennison was chosen to ESPN's 40 under 40.five sacks, five forced fumbles and an interception.

DWAYNE **LEDFORD**

Offensive Coordinator/Offensive Line
Game Location: Field

Considered one of the top offensive line tacticians in the country, Dwayne Ledford was named the offensive coordinator and offensive line coach.

Ledford joins the Louisville staff after three seasons as the offensive line coach and run game coordinator at NC State, where he helped construct the Wolfpack's offensive lines into one of the best units in the ACC. Senior Garrett Bradbury was a consensus All-American earned Associated Press All-America honors and won the Rimington Trophy as the nation's top center. Bradbury and left tackle Tyler Jones both made the All-ACC team this season. It was the first time since 1974 the Pack had two from the offensive linemen on the first-team.

The Wolfpack had a 1,000-yard rusher in each season of Ledford's tenure. NC State went from 2002 to 2015 without a 1,000-yard rusher, which was the longest drought in the country.

A two-time Broyles Award (2014, 2017) nominee, Ledford saw four of his five starters on the offensive linemen line earn All-ACC honors in 2017: Tony Adams, Bradbury, Tyler Jones and Will Richardson (2nd), who was drafted in the fourth round by the Jacksonville Jaguars.

GUNTER **BREWER**

Wide Receivers
Game Location: Field

A veteran with over 30 years of coaching experience, Brewer joined the staff after one season coaching the Philadelphia Eagles in the National Football League.

While in Philadelphia, Brewer helped guide the Eagles to a trip to the playoffs before losing a heartbreaker to the New Orleans Saints in the Divisional Round.

Before his stint in the NFL, Brewer made his name in the college game after coaching a trio of Biletnikoff Award finalists throughout his career – Randy Moss, Dez Bryant and Justin Blackmon. Both Moss and Blackmon went on win the award, making Brewer one of three college coaches to coach multiple winners.

Brewer has a long history of coaching wide receivers in the Atlantic Coast Conference after mentoring the wide outs at North Carolina for 11 years, including six as the co-offensive coordinator from 2012-17.

While with the Tar Heels, he coached four of the top five wide receivers in career receptions at UNC. Ryan Switzer owns the school record with 244, followed by Quinshad Davis in second place (205), Jawarski Pollock in fourth (177) and Erik Highsmith in fifth (167).

SHADON **BROWN**

Safeties
Game Location: Press Box

A veteran of the coaching profession and a Kentucky native, ShaDon Brown spent the 2017-18 seasons as part of Mike MacIntyre's staff at Colorado as the secondary coach, and was promoted to defensive passing game coordinator for the 2018 season.

The Colorado secondary thrived over Brown's two years, allowing opponents to complete just 56.2 percent of passes. The Buffaloes led the Pac-12 Conference in opposing completion percentage (56.7 percent) this season and ranked fourth in 2017.

Brown coached a pair of All-Conference selections at Colorado with Evan Worthington garnering honorable mention honors in 2018. Isaiah Oliver was a first team All-Pac-12 selection in 2017 and was a second round selection by the Atlanta Falcons in the 2018 National Football League draft.

Prior to his time in Boulder, Brown spent the 2016 season coaching cornerbacks at Army. The Black Knights had one of the top defensive back units in the country, ranking sixth nationally in passing defense (170.2 yards per game), 11thin interceptions (17) and 17th in pass efficiency defense (115.12 rating).

Brown was part of Army's turnaround from 2-10 in 2015 to an 8-5 record in 2016 that included a win over North Texas in the Heart of Dallas Bowl.

STU **HOLT**

Tight Ends/Special Teams
Game Location: Field

Stu Holt, a 22-year coaching veteran and one of the top special teams coaches in the nation.

Before joining the Louisville staff, Holt spent four seasons coaching the running backs and serving as the special teams coordinator at Appalachian State, guiding the Mountaineers to three consecutive conference championships and four bowl appearances.

Holt's running backs eclipsed the 1,000-yard mark in four consecutive seasons, including Darrynton Evans, who ranked in the top-20 nationally with 1,187 yards and averaged better than 6.6 yards per carry in guiding the Mountaineers to an 11-2 mark and their third straight Sun Belt title. Evans earned first team all-Sun Belt and third team all-purpose.

The Mountaineers recorded 10 100-yard running games and averaged 240.3 yards on the ground, tallying 10 games of 200 or more yards on the ground.

COACHING STAFF

MARK **IVEY**

Defensive Line
Game Location: Field

Mark Ivey, a long-time assistant at Appalachian State, takes over as the defensive line coach at Louisville.

Before joining the Louisville staff, Ivey spent seven seasons with the Mountaineers, coaching the outside linebackers and the defensive line.

Ivey was promoted to interim head coach following Satterfield's departure to Louisville, guiding the Mountaineers to a 45-13 win over Middle Tennessee in the 2018 R+L Carriers New Orleans Bowl.

In guiding Appalachian State to a win in the first Sun Belt Championship Game and picking up a bowl win, Ivey worked with a defensive line that included All-Sun Belt first-team pick MyQuon Stout, who recorded 21 tackles. Ivey's coaching development helped three walk-ons become regular contributors as part of a nine-man rotation.

Before the 2018 season, Ivey was promoted to assistant head coach to go along with his duties as the defensive line coach.

Assisting on the defensive side of the football, Appalachian State's defense ranked 17th nationally in 2017 with 38 sacks.

DALE **JONES**

Inside Linebackers
Game Location: Field

Veteran defensive coach Dale Jones spent 23 seasons at Appalachian State.

Before joining the Louisville staff, Jones was a consistent fixture on the Appalachian State defensive staff, assisting in a period of growth and success, especially on the defensive side of the football. The Mountaineers won three straight league titles and made four consecutive postseason appearances.

In addition to coaching the inside linebackers, Jones was elevated to a co-defensive coordinator position in 2018. Jones' defense was the main reason the Mountaineers won the inaugural Sun Belt Championship Game and dominated Middle Tennessee in the school's fourth-straight bowl appearance.

With Jones assisting with the defense, Appalachian State was one of the best in the Sun Belt Conference and ranked highly in a number of national defensive statistics. The Mountaineers ranked fifth nationally in scoring defense and passing defense, while closing the year sixth in total defense.

Under the guidance of Jones, Jordan Fehr was a first team all-Sun Belt honoree after finishing the season with 85 stops, 7.5 tackles for loss and 5.5 sacks, while Anthony Flory earned third team accolades after finishing with 96 tackles and 6.0 tackles for loss. The duo ranked among the top linebackers from bowl teams in tackles per game.

Jones came to Appalachian State in 1996 and served as the team's defensive line coach and special teams coordinator for nine seasons (1996-2004). He began an eight-year tenure as the Mountaineers' linebackers coach in 2005 and was also the program's defensive coordinator for three seasons (2010-12). He directed the defensive line in 2013 before taking over the inside linebackers in 2014.

NORVAL **MCKENZIE**

Running Backs
Game Location: Field

Norval McKenzie, who was a 2018 Broyles Award nominee, spent the previous three seasons as the running backs coach at Arkansas State.

In 2018, McKenzie's running backs were an integral component of the offense that averaged 186.4 yards on the ground, guiding the Red Wolves to an 8-5 record and a win over Nevada in the Arizona Bowl.

As the special teams coordinator, McKenzie's units were some of the best all-time and in the nation. The Red Wolves set an NCAA record for punt return defense by holding opponents to -15 yards for the season, and closing the year ranked sixth nationally in kick return defense.

Murray, who finished seventh in the Sun Belt in rushing, ran for 860 yards and eight scores, while Wand totaled 792 yards and four touchdowns to help the Red Wolves finish fifth in the conference in rushing. Wand closed his career finishing in the top 10 in school history in rushing yards.

McKenzie's impact was felt during his second season, helping the Red Wolves rank No. 10 in the nation in total offense, averaging a school-record 494.8 yards per game. The unit also accounted for 10 combined touchdowns as the team ranked No. 13 in the country in scoring offense with 37.8 points per game. In that season, Wand and Johnson combined for 1,145 yards and nine touchdowns.

In McKenzie's first season in 2016, the Red Wolves won a Sun Belt Conference championship with a 7-1 record and defeated UCF 31-13 in the Cure Bowl. rushed for a team-high 879 yards, while also posting 24 receptions for 279 yards and three more scores.

Before his stint at Arkansas State, McKenzie spent five seasons at Furman, serving as the running backs coach, special teams coordinator and recruiting coordinator.

FRANK **PONCE**

Quarterbacks
Game Location: Press Box

Regarded as one of the top recruiters in the state of Florida, Frank Ponce came to Louisville after six successful seasons as the co-offensive coordinator/passing game coordinator at Appalachian State.

Ponce's six seasons as Appalachian State's co-offensive coordinator and quarterbacks coach coincided with a resurgence for the Mountaineers. Over that span, Ponce spearheaded an improved offense that finished with a 50-24 record and three consecutive Sun Belt championships.

Appalachian State ranked 15th nationally in rushing offense in 2018, while ranking 20th in scoring offense. The Mountaineers scored 30 or more points in nine games In assisting with a potent running attack, Ponce's offense totaled nine games of rushing for over 200 yards.

Ponce tutored Sun Belt Offensive Player of the Year Zac Thomas to a stellar statistical season in his only year as the starter. Thomas led the league in QBR (No. 12 FBS, 79.3), yards per pass attempt (No. 30 FBS, 8.1) and yards per completion (No. 37 FBS, 12.93). With TD runs of 25 and 35 yards in the Sun Belt title game pushing his season total to 10 rushing TDs, the 11th-best mark among FBS QBs, he is 63-of-97 passing for 717 yards with 11 total TDs (seven passing) and no INTs since returning to the lineup after missing four games with an injury.

Leading Appalachian State to an 11-2 record, Ponce's potent aerial attack led the the Sun Belt in passing efficiency (163.2), which stood seventh-best nationally, en route to the No. 2 best red zone offense in the conference.

In his first season at Appalachian State (2013), Ponce directed the Southern Conference's No. 2-ranked passing game (271.8 ypg).

Ponce arrived in Boone, N.C. after six seasons (2007-12) as the wide receivers coach at Florida International, where he worked with Satterfield for the two seasons that Satterfield served as FIU's offensive coordinator (2010-11).

2019 Defensive Statistics

			Tackles				Sacks	Pass Def			Fumbles		Blkd	
DEFENSIVE LEADERS		GP	Solo	Ast	Total	TFL/Yds	No-Yards	Int-Yds	BrUp	QBH	Rcv-Yds	FF	Kick	Saf
30	Pass, K.	6	35	15	50	2.0-4	.	.	1	.	.	1	.	.
9	Avery, C.	6	29	14	43	2.5-4	1.0-3	.	2	1	.	.	.	.
10	Burns, R.	6	28	12	40	6.0-26	2.0-15	1-4	1	1	1-30	1	.	.
3	Yeast, R.	6	22	14	36	1.0-2	.	.	4	1	.	.	.	.
17	Etheridge, D.	6	17	14	31	3.5-10	1.0-4	.	1	2	1-0	.	.	.
2	Jones, C.	6	19	4	23	2.5-5	.	.	5	.	.	.	.	.
22	Abdullah, Y.	6	13	8	21	4.0-15	1.0-7	1-7	.	.	1-0	.	.	.
27	Johnson, A.	6	14	6	20	.	.	1-11	4	.	1-0	2	.	.
53	Caban, A.	6	8	10	18	2.5-5	.	.	.	4	.	1	.	.
11	Okeke, N.	5	5	11	16	1.0-4	1.0-4	.	.	1	.	.	.	.
29	Peterson, T.	6	3	10	13	.	.	.	.	2	.	.	.	.
6	Sturghill, C.	5	13	.	13	.	.	.	2	.	.	.	.	.
7A	Montgomery, M.	6	9	3	12	2.0-14	2.0-14	.	1	.	1-0	2	.	.
20	Troutman, T.	6	6	5	11	1.0-2	.	.	.	.	.	.	.	.
94	Robinson, G.	6	7	4	11	3.0-14	2.0-13	.	2	2	.	.	.	.
90	Goldwire, J.	6	7	3	10	1.0-7	1.0-7	.	2	1	.	.	.	.
38	Fagot, J.	6	5	5	10	.	.	.	.	.	.	.	.	.
49	Whitlow, B.	6	4	3	7	2.0-15	1.0-12	.	.	.	.	.	.	.
12	Character, M.	5	6	1	7	.	.	.	.	.	.	.	.	.
92	Clark, M.	6	4	2	6	2.0-5	.	.	.	.	.	.	.	.
15	Head, Q.	6	3	3	6	.	.	.	.	.	.	.	.	.
1A	Mbanasor, P.	5	4	1	5	.	.	.	.	.	.	.	.	.
93	McCrae, G.	5	3	1	4	.	.	.	.	.	.	.	.	.
18	Tyler, T.	6	3	1	4	.	.	.	.	3	.	.	.	.
35	Holl, T.	6	1	2	3	.	.	.	.	.	.	.	.	.
5A	Hicks, R.	6	1	2	3	1.0-3	.	.	.	.	.	.	.	.
2A	Peete, D.	6	2	1	3	.	.	.	.	.	.	.	.	.
57	Kinnaird, D.	5	1	2	3	.	.	.	.	1	.	.	.	.
5	Dawkins, S.	6	1	1	2	.	.	.	.	.	.	.	.	.
33	Hayes, I.	2	2	.	2	.	.	.	.	.	.	.	.	.
8A	Wakefield, K.	6	1	.	1	.	.	.	.	.	.	.	.	.
31	Edwards, Z.	2	1	.	1	.	.	.	.	.	.	.	.	.
45	Creque, B.	6	1	.	1	.	.	.	.	.	.	.	.	.
83	Ford, M.	6	1	.	1	.	.	.	.	.	.	.	.	.
7	Fitzpatrick, D.	6	.	1	1	.	.	.	.	.	.	.	.	.
43	Smith, D.	5	.	1	1	.	.	.	.	.	.	.	.	.
1	Atwell, T.	6	1	.	1	.	.	.	.	.	.	.	.	.
	Total.....	6	280	160	440	37-135	13-81	3-22	25	19	5-30	7	.	.
	Opponents.....	6	272	144	416	57.0-168	14-71	3-3	16	12	6-37	4	.	.

2019 Team Comparison

Opponent	Score	First Downs Total	First Downs Rush	First Downs Pass	First Downs Pen	Rushing Number-Yards	Passing Comp-Att-Int	Passing Yards	Total Offense Plays-Yards	Return Yards	TO
Notre Dame	17-35	21/18	14/9	6/9	1/0	47-249/42-230	12-28-0/14-23-0	134/193	75-383/65-423	59/16	3/1
Eastern Kentucky	42-0	23/10	12/6	9/4	2/0	38-322/43-128	13-21-1/9-15-0	220/42	59-542/58-170	37/156	1/0
Western Kentucky	38-21	21/14	12/3	7/8	2/3	50-206/23-43	11-17-0/25-47-0	209/245	67-415/70-288	79/109	1/2
Florida State	24-35	18/26	8/8	8/16	2/2	47-124/41-140	16-28-1/26-34-0	286/382	75-410/75-522	47/35	2/0
Boston College	41-39	26/24	7/11	18/11	1/2	44-236/45-259	23-34-0/15-33-1	428/304	78-664/78-563	65/178	0/2
Wake Forest	62-59	22/40	9/16	12/20	1/4	44-225/46-245	17-25-1/33-56-2	295/423	69-520/102-668	291/155	2/3
Totals	**224-189**	**131/132**	**62/53**	**60/68**	**9/11**	**270-1362/240-1045**	**92-153-3/122-208-3**	**1572/1589**	**423-2934/448-2634**	**578/649**	**9/8**

Note: Game totals are displayed in the format TEAM/OPPONENT for each category

Opponent	3rd Down Conversions	4th Down Conversions	Time of Possession	TOP Margin	Avg Yds/Rush	Avg Yds/Pass	Avg Yds/Play	Punting Number-Avg	Penalties Number-Yards
Notre Dame	6-15/5-12	1-2/0-1	32:00/28:00	4:00	5.3/5.5	4.8/8.4	5.1/6.5	5-41.4/6-39.3	8-50/4-20
Eastern Kentucky	4-9/6-16	1-2/0-2	26:33/33:27	-6:54	8.5/3.0	10.5/2.8	9.2/2.9	2-46.5/9-37.4	5-30/7-68
Western Kentucky	4-11/4-16	1-2/1-4	31:11/28:49	2:22	4.1/1.9	12.3/5.2	6.2/4.1	4-38.2/5-41.6	6-69/5-25
Florida State	5-17/5-14	2-3/0-1	33:42/26:18	7:24	2.6/3.4	10.2/11.2	5.5/7.0	6-44.2/4-42.0	7-54/5-36
Boston College	8-16/4-15	1-1/2-3	34:54/25:06	9:48	5.4/5.8	12.6/9.2	8.5/7.2	5-39.4/4-51.2	7-61/5-35
Wake Forest	6-14/7-15	1-1/0-0	32:09/27:51	4:18	5.1/5.3	11.8/7.6	7.5/6.5	4-39.8/6-44.7	8-90/8-59
Totals	33-82/31-88	7-11/3-11	190:29/169:31	20:58	5.0/4.4	10.3/7.6	6.9/5.9	26-41.3/34-41.8	354/243

Note: Game totals are displayed in the format TEAM/OPPONENT for each category

Red Zone Charts

Louisville Inside Opponent Red Zone

Date	Opponent	Score	Time In RZ	Times Scored	Total Pts	Rush TDs	Pass TDs	TDs	FGs Made	FGA	Failed to score inside RZ Downs	Int	Fumb	Half	Game
Sept. 2	Notre Dame	L, 17-35	2	2	14	2	2	0	0	0	0	0	0	0	0
Sept. 7	Eastern Kentucky	W, 42-0	5	4	28	4	1	3	0	0	0	0	0	1	0
Sept. 14	Western Kentucky	W, 38-21	3	2	14	2	1	1	0	0	1	0	0	0	0
Sept. 21	at Florida State	L, 24-35	3	3	17	2	1	1	1	0	0	0	0	0	0
Oct. 5	Boston College	W, 41-39	4	4	24	3	3	0	1	0	0	0	0	0	0
Oct 12	at Wake Forest	W, 62-59	6	6	34	4	2	2	2	0	0	0	0	0	0
	Totals		23	21	131	17	10	7	4	0	0	0	0	2	0
	21 of 23 (91.3%)														

Opponent Inside Louisville Red Zone

Date	Opponent	Score	Time In RZ	Times Scored	Total Pts	Rush TDs	Pass TDs	TDs	FGs Made	FGA	Failed to score inside RZ Downs	Int	Fumb	Half	Game
Sept. 2	Notre Dame	L, 17-35	4	4	28	4	4	0	0	0	0	0	0	0	0
Sept. 7	Eastern Kentucky	W, 42-0	0	0	0	0	0	0	0	0	0	0	0	0	0
Sept. 14	Western Kentucky	W, 38-21	3	2	14	2	0	2	0	0	1	0	0	0	0
Sept. 21	at Florida State	L, 24-35	4	3	21	3	3	0	0	1	0	0	0	0	0
Oct. 5	Boston College	W, 41-39	4	3	22	3	0	3	0	0	0	0	1	0	0
Oct 12	at Wake Forest	W, 62-59	7	6	38	5	3	2	1	0	0	1	0	0	0
	Totals		22	18	123	17	10	7	1	1	1	1	1	0	0
	18 of 22 (81.8%)														

2019 Individual Statistics

RUSHING	No-Yds/TD	ND	EKU	WKU	FSU	BC	WF	CU	VA	UM	ST	SU	UK
Hawkins, J.	111-622/3	19-122/0	11-123/0	19-93/1	17-52/0	25-172/1	20-60/1						
Hall, H.	71-292/3	11-69/0	15-58/1	12-55/0	11-57/0	11-23/1	11-30/1						
Cunningham, M.	47-226/3	DNP	4-73/1	16-46/0	17-5/1	6-43/1	4-59/0						
Pass, J.	20-104/2	16-67/2	4-37/0	DNP	DNP	DNP	DNP						
Conley, E.	10-84/1	DNP	DNP	2-6/0	DNP	1--1/0	7-79/1						
Burkley, M.	4-21/0	-	3-20/0	-	1-1/0	DNP	DNP						
Atwell, T.	2-17/0	-	1-11/0	1-6/0	-	-	-						
Peterson, T.	1-9/0	-	-	-	1-9/0	-	-						
TEAM	4--13/0	1--9/0	DNP	DNP	-	1--1/0	2--3/0						

RECEIVING	No-Yds/TD	ND	EKU	WKU	FSU	BC	WF	CU	VA	UM	ST	SU	UK
Atwell, T.	32-509/6	5-47/0	2-53/1	5-145/3	5-69/1	8-110/0	7-85/1						
Fitzpatrick, D.	21-408/5	1-10/0	3-32/1	-	7-133/1	5-108/1	5-125/2						
Dawkins, S.	13-277/2	1-18/0	-	3-21/0	-	6-170/1	3-68/1						
Ford, M.	8-145/2	2-43/0	3-26/2	1-23/0	1-48/0	1-5/0	-						
Marshall, J.	3-79/0	-	2-59/0	DNP	-	1-20/0	DNP						
Peete, D.	2-37/0	-	1-26/0	1-11/0	-	-	-						
Wakefield, K.	3-33/0	-	1-16/0	-	-	-	2-17/0						
Jackson, T.	3-19/0	-	1-8/0	1-9/0	-	1-2/0	DNP						
Davis, J.	1-18/0	DNP	DNP	-	1-18/0	-	-						
Hawkins, J.	1-13/0	-	-	-	-	1-13/0	-						
Johnson, J.	1-12/0	1-12/0	-	-	DNP	DNP	DNP						
Hall, H.	1-10/0	-	-	-	1-10/0	-	-						
Little, T.	1-9/0	1-9/0	DNP	DNP	-	DNP	DNP						
Martin, I.	1-8/0	-	-	DNP	1-8/0	-	-						
Pass, J.	1--5/0	1--5/0	-	DNP	DNP	DNP	DNP						

PUNT RETURNS	No-Yds	ND	EKU	WKU	FSU	BC	WF	CU	VA	UM	ST	SU	UK
Atwell, T.	3-86	-	2-36	-	-	-	1-50						
Burns, R.	8-44	-	1-1	3-22	1-10	3-11	-						

KICK RETURNS	No-Yds	ND	EKU	WKU	FSU	BC	WF	CU	VA	UM	ST	SU	UK
Hall, H.	9-349	3-59	-	1-27	-	1-43	4-220						
Hawkins, J.	3-47	-	-	-	2-37	-	1-10						
Martin, I.	1-0	-	1-0	DNP	-	-	-						

INT. RETURNS	No-Yds	ND	EKU	WKU	FSU	BC	WF	CU	VA	UM	ST	SU	UK
Burns, R.	1-4	-	-	-	-	-	1-4						
Johnson, A.	1-11	-	-	-	-	1-11	-						
Abdullah, Y.	1-7	-	-	-	-	-	1-7						

FUMBLE RETURNS	No-Yds	ND	EKU	WKU	FSU	BC	WF	CU	VA	UM	ST	SU	UK
Burns, R.	1-30	-	-	1-30	-	-	-						

2019 Individual Statistics

PASSING

#3 Cunningham, M.	Att	Comp	Int	Pct	Yards	TD	Long	Sack	Yds	Effic
Eastern Kentucky	1	1	0	100.0	24	0	24	0	0	301.6
Western Kentucky	14	9	0	64.3	123	2	46	3	12	185.2
Florida State	27	16	1	59.3	286	2	74	6	27	165.3
Boston College	18	13	0	72.2	288	1	77	0	0	225.0
Wake Forest	6	5	0	83.3	99	2	55	0	0	331.9
TOTALS	66	44	1	66.7	820	7	77	9	39	203.0

#4 Pass, J.	Att	Comp	Int	Pct	Yards	TD	Long	Sack	Yds	Effic
Notre Dame	27	12	0	44.4	134	0	37	4	28	86.1
Eastern Kentucky	19	12	1	63.2	196	4	50	0	0	208.8
TOTALS	46	24	1	52.2	330	4	50	4	28	136.8

#6 Conley, E.	Att	Comp	Int	Pct	Yards	TD	Long	Sack	Yds	Effic
Western Kentucky	3	2	0	66.7	86	1	62	0	0	417.5
Boston College	16	10	0	62.5	140	1	27	0	0	156.6
Wake Forest	18	12	1	66.7	196	2	50	1	4	183.7
TOTALS	37	24	1	64.9	422	4	62	1	4	190.9

#TM TEAM	Att	Comp	Int	Pct	Yards	TD	Long	Sack	Yds	Effic
Florida State	1	0	0	0.0	0	0	0	0	0	0.0
TOTALS	1	0	0	0.0	0	0	0	0	0	0.0

#1 Atwell, T.	Att	Comp	Int	Pct	Yards	TD	Long	Sack	Yds	Effic
Notre Dame	1	0	0	0.0	0	0	0	0	0	0.0
Wake Forest	1	0	0	0.0	0	0	0	0	0	0.0
TOTALS	2	0	0	0.0	0	0	0	0	0	0.0

2019 Individual Statistics

TOTAL TACKLES	UA-A	TOT	ND	EKU	WKU	FSU	BC	WF	CU	VA	UM	ST	SU	UK
Pass, K.	35-15	50	6-1	3-1	3-2	9-3	10-2	4-6						
Avery, C.	29-14	43	3-3	4-3	1-2	7-2	5-0	9-4						
Burns, R.	28-12	40	6-0	4-3	3-0	3-2	2-1	10-6						
Yeast, R.	22-14	36	6-1	2-1	0-2	6-2	8-3	0-5						
Etheridge, D.	17-14	31	1-2	4-3	1-1	4-3	4-0	3-5						
Jones, C.	19-4	23	1-1	3-0	6-1	2-2	6-0	1-0						
Abdullah, Y.	13-8	21	1-0	2-1	2-2	1-1	3-2	4-2						
Johnson, A.	14-6	20	-	1-0	5-2	1-1	2-0	5-3						
Caban, A.	8-10	18	1-2	1-0	3-1	1-4	0-2	2-1						
Okeke, N.	5-11	16	5-2	0-1	0-1	0-7	-	DNP						
Peterson, T.	3-10	13	0-1	1-1	1-0	0-4	1-0	0-4						
Sturghill, C.	13-0	13	4-0	3-0	4-0	1-0	1-0	DNP						
Montgomery, M.	9-3	12	0-2	2-0	2-1	1-0	2-0	2-0						
Robinson, G.	7-4	11	2-0	2-2	-	1-2	1-0	1-0						
Troutman, T.	6-5	11	-	3-3	0-1	-	2-1	1-0						
Fagot, J.	5-5	10	0-1	1-0	2-1	DNP	1-2	-						
Goldwire, J.	7-3	10	1-0	2-1	0-1	2-1	-	2-0						
Whitlow, B.	4-3	7	-	2-0	1-1	1-1	0-1	-						
Character, M.	6-1	7	DNP	1-1	1-0	2-0	2-0	-						
Head, Q.	3-3	6	0-1	1-1	1-0	-	-	1-1						
Clark, M.	4-2	6	-	0-1	2-0	-	-	2-1						
Mbanasor, P.	4-1	5	4-0	-	DNP	-	-	0-1						
Tyler, T.	3-1	4	-	-	1-0	1-0	-	1-1						
McCrae, G.	3-1	4	DNP	1-0	0-1	-	2-0	-						
Kinnaird, D.	1-2	3	-	0-1	DNP	0-1	-	1-0						
Hicks, R.	1-2	3	1-0	-	0-2	-	-	-						
Holl, T.	1-2	3	0-1	1-0	-	-	0-1	-						
Peete, D.	2-1	3	-	-	-	-	-	2-1						
Hayes, I.	2-0	2	DNP	1-0	DNP	1-0	DNP	DNP						
Dawkins, S.	1-1	2	-	1-0	-	-	0-1	-						
Smith, D.	0-1	1	-	0-1	DNP	-	-	-						
Creque, B.	1-0	1	-	1-0	-	-	-	-						
Wakefield, K.	1-0	1	-	-	-	1-0	-	-						
Fitzpatrick, D.	0-1	1	-	0-1	-	-	-	-						
Edwards, Z.	1-0	1	DNP	DNP	DNP	DNP	-	1-0						
Ford, M.	1-0	1	1-0	-	-	-	-	-						
Atwell, T.	1-0	1	-	-	-	-	-	1-0						

2019 Individual Statistics

TACKLES FOR LOSS	UA-A	TOT	ND	EKU	WKU	FSU	BC	WF	CU	VA	UM	ST	SU	UK
Burns, R.	6-0	6.0	1.0-8	2.0-8	-	1.0-5	-	2.0-5						
Abdullah, Y.	4-0	4.0	-	1.0-7	-	-	2.0-7	1.0-1						
Etheridge, D.	3-1	3.5	0.5-1	1.0-1	1.0-4	1.0-4	-	-						
Robinson, G.	3-0	3.0	1.0-1	1.0-7	-	-	-	1.0-6						
Avery, C.	2-1	2.5	-	-	-	1.0-3	1.0-1	0.5-0						
Caban, A.	2-1	2.5	-	-	1.0-1	1.0-3	-	0.5-1						
Jones, C.	2-1	2.5	0.5-1	-	1.0-1	-	1.0-3	-						
Montgomery, M.	2-0	2.0	-	-	1.0-9	-	-	1.0-5						
Clark, M.	2-0	2.0	-	-	2.0-5	-	-	-						
Pass, K.	2-0	2.0	-	1.0-1	-	1.0-3	-	-						
Whitlow, B.	2-0	2.0	-	1.0-12	1.0-3	-	-	-						
Okeke, N.	1-0	1.0	1.0-4	-	-	-	-	DNP						
Hicks, R.	1-0	1.0	1.0-3	-	-	-	-	-						
Goldwire, J.	1-0	1.0	-	1.0-7	-	-	-	-						
Yeast, R.	1-0	1.0	-	1.0-2	-	-	-	-						
Troutman, T.	1-0	1.0	-	1.0-2	-	-	-	-						

SACKS	UA-A	TOT	ND	EKU	WKU	FSU	BC	WF	CU	VA	UM	ST	SU	UK
Montgomery, M.	2-0	2.0	-	-	1.0-9	-	-	1.0-5						
Robinson, G.	2-0	2.0	-	1.0-7	-	-	-	1.0-6						
Burns, R.	2-0	2.0	1.0-8	1.0-7	-	-	-	-						
Goldwire, J.	1-0	1.0	-	1.0-7	-	-	-	-						
Etheridge, D.	1-0	1.0	-	-	-	1.0-4	-	-						
Avery, C.	1-0	1.0	-	-	-	1.0-3	-	-						
Whitlow, B.	1-0	1.0	-	1.0-12	-	-	-	-						
Abdullah, Y.	1-0	1.0	-	1.0-7	-	-	-	-						
Okeke, N.	1-0	1.0	1.0-4	-	-	-	-	DNP						

2019 Highs and Lows

Louisville Totals	Highs	Lows
Points Scored	62 at Wake Forest	17 vs. Notre Dame
First Downs	23 vs. Eastern Kentucky	18 at Florida State
Rushing Attempts	51 vs. Western Kentucky	43 vs. Eastern Kentucky
Rushing Yards	322 vs. Eastern Kentucky	124 at Florida State
Passes Attempted	34 vs. Boston College	16 vs. Western Kentucky
Passes Completed	23 vs. Boston College	10 vs. Western Kentucky
Had Intercepted	1 (Three times)	0 (Three times)
Passing Yards	428 vs. Boston College	134 vs. Notre Dame
Total Plays	78 vs. Boston College	58 vs. Eastern Kentucky
Total Yards	664 vs. Boston College	383 vs. Notre Dame
Possession Time	34:54 vs. Boston College	26:33 vs. Eastern Kentucky
Fumbles	5 vs. Notre Dame	0 vs. Eastern Kentucky
Fumbles Lost	3 vs. Notre Dame	0 vs. Eastern Kentucky, Boston College
Turnovers	3 vs. Notre Dame	0 vs. Boston College
Penalties	8 vs. Notre Dame; at Wake Forest	5 vs. Eastern Kentucky
Yards Penalized	90 at Wake Forest	30 vs. Eastern Kentucky
Sacks By-Yards Lost	5-40 vs. Eastern Kentucky	0-0 vs. Boston College
Team Tackles for Loss-Yards	10-47 vs. Eastern Kentucky	5-17 vs. Notre Dame; 5-18 at Florida St.

Opponent Totals	Highs	Lows
Points Scored	59 at Wake Forest	0 vs. Eastern Kentucky
First Downs	40 at Wake Forest	10 vs. Eastern Kentucky
Rushing Attempts	46 at Wake Forest	23 vs. Western Kentucky
Rushing Yards	259 vs. Boston College	43 vs. Western Kentucky
Passes Attempted	56 at Wake Forest	16 vs. Eastern Kentucky
Passes Completed	33 at Wake Forest	9 vs. Eastern Kentucky
Had Intercepted	2 at Wake Forest	1 vs. Boston College
Passing Yards	423 at Wake Forest	42 vs. Eastern Kentucky
Total Plays	102 at Wake Forest	59 vs. Eastern Kentucky
Total Yards	668 at Wake Forest	172 vs. Eastern Kentucky
Possession Time	33:27 vs. Eastern Kentucky	26:18 at Florida State
Fumbles Lost	2 vs. Western Kentucky	0 vs. Eastern Kentucky; at Florida State
Turnovers	3 at Wake Forest	0 vs. Eastern Kentucky; at Florida State
Penalties	8 at Wake Forest	4 vs. Notre Dame
Yards Penalized	59 at Wake Forest	20 vs. Notre Dame
Sacks By-Yards Lost	6-27 at Florida State	0-0 vs. Eastern Kentucky
Team Tackles for Loss-Yards	11-37 at Florida State	7-17 vs. E. Kentucky; 7-19 vs. W. Kentucky

Louisville Individual Highs	
Most Rushing Attempts	25, Javian Hawkins vs. Boston College
Most Net Rushing Yards	172, Javian Hawkins vs. Boston College
Rushing Touchdowns	2, Jawon Pass vs. Notre Dame
Longest Touchdown Run	41, Evan Conley at Wake Forest
Longest Run, No TD	66, Javian Hawkins vs. Eastern Kentucky
Most Pass Attempts	27, Jawon Pass vs. Notre Dame; Malik Cunningham at Florida State
Most Completed Passes	16, Malik Cunningham at Florida State
Most Passing Yards	288, Malik Cunningham vs. Boston College
Most Passing TD	4, Jawon Pass vs. Eastern Kentucky
Longest Touchdown Pass	74, Malik Cunningham at Florida State
Longest Pass, No TD	77, Malik Cunningham vs. Boston College
Most Receptions	8, Tutu Atwell vs. Boston College
Most Receiving Yards	170, Seth Dawkins vs. Boston College
Most TD Receptions	3, Tutu Atwell vs. Western Kentucky
Most Total Offense	331, Malik Cunningham vs. Boston College
Most Touchdowns	4, Jawon Pass vs. Eastern Kentucky
Most Field Goals Made	2, Blanton Creque vs. Boston College; at Wake Forest
Most Field Goals Attempted	3, Blanton Creque vs. Boston College
Longest Field Goal Made	43, Blanton Creque vs. Western Kentucky
Most Interceptions	1, Anthony Johnson vs. Boston College; Yasir Abdullah at Wake Forest; Rodjay Burns at Wake Forest
Longest Interception Return	11, Anthony Johnson vs. Boston College
Longest Fumble Return	30, Rodjay Burns vs. Western Kentucky

2019 Highs and Lows

Longest Punt Return	50, Tutu Atwell at Wake Forest
Longest Kickoff Return	100, Hassan Hall at Wake Forest
Most Kickoff Return Yardage	220, Hassan Hall at Wake Forest
Most Punts	6, Mason King at Florida State
Highest Punting Average	46.5, Mason King vs. Eastern Kentucky
Longest Punt	60, Mason King at Florida State
Most Total Tackles	16, Rodjay Burns at Wake Forest
Most Solo Tackles	10, Khane Pass vs. Boston College; Rodjay Burns at Wake Forest
Most Tackles for Loss	2, Rodjay Burns vs. Eastern Kentucky, at Wake Forest; Malik Clark vs. Western Kentucky
Most Yards Lost	12, Boosie Whitlow vs. Eastern Kentucky
Most QB Sacks	1.0, 12 times
Most Yards Lost	12, Boosie Whitlow vs. Eastern Kentucky

Opponent Individual Highs

Most Yards Rushing	123, Christian Beal-Smith at Wake Forest
Most Rushing Attempts	29, Cam Akers at Florida State
Most Yards Passing	255, Alex Hornibrook at Florida State
Most Passing Attempts	47, Steven Duncan vs. Western Kentucky
Most Pass Completions	25, Steven Duncan vs. Western Kentucky
Most Pass Receptions	13, Kendall Hinton at Wake Forest
Most Yards Receiving	196, Sage Surratt at Wake Forest

Opponent Individual Longest Plays

Run	37, Ian Book vs. Notre Dame; Travis Levy vs. Boston College
Pass	77, Steven Duncan vs. Western Kentucky
Field Goal	45, Aaron Boumerhl vs. Boston College
Punt Return	20, Ben Glines vs. Boston College
Kickoff Return	43, Travis Levy vs. Boston College
Fumble Return	35, Traveon Redd at Wake Forest
Interception Return	3, Cyrus Fagan at Florida State
Punt	63, John Haggerty vs. Western Kentucky

Offensive Starters

Opponent	LT	LG	C	RG	RT	WR/TE	WR/TE	WR	WR/RB	RB	QB
Notre Dame	Becton	Chandler	McCoy	Bell	Haycraft	Ford	Dawkins	Fitzpatrick	Atwell	Hawkins	Pass
Eastern Kentucky	Becton	Chandler	McCoy	Bell	Haycraft	Ford	Dawkins	Fitzpatrick	Atwell	Hawkins	Pass
Western Kentucky	Becton	Chandler	McCoy	Bell	Haycraft	Ford	Dawkins	Fitzpatrick	Atwell	Hawkins	Cunningham
Florida State	Becton	Chandler	Bentley	Bell	Haycraft	Ford	Pfeifer	Fitzpatrick	Atwell	Hawkins	Cunningham
Boston College	Becton	Chandler	McCoy	Bell	Haycraft	Ford	Dawkins	Fitzpatrick	Atwell	Hawkins	Cunningham
Wake Forest	Becton	Chandler	McCoy	Bell	Haycraft	Ford	Dawkins	Fitzpatrick	Atwell	Hawkins	Cunningham

Defensive Starters

Opponent	DE	DT	DE	LB	LB	LB	LB	S	S	CB	CB
Notre Dame	Kinnaird	Robinson	Peterson	Okeke	Avery	Etheridge	Burns	Pass	Yeast	Jones	Mbanasor
Eastern Kentucky	Caban	Robinson	Peterson	Okeke	Avery	Etheridge	Head	Pass	Yeast	Jones	Sturghill
Western Kentucky	Caban	Robinson	Peterson	Whitlow	Avery	Etheridge	Burns	Pass	Yeast	Jones	Sturghill
Florida State	Caban	Robinson	Peterson	Whitlow	Avery	Etheridge	Burns	Pass	Yeast	Jones	Sturghill
Boston College	Caban	Robinson	Peterson	Abdullah	Avery	Etheridge	Burns	Pass	Yeast	Jones	Sturghil
Wake Forest	Caban	Robinson	Peterson	Abdullah	Avery	Etheridge	Burns	Pass	Yeast	Jones	Johnson

2019 Participation

No.	Name	GP/GS	ND	EKU	WKU	FSU	BC	WF	CU	VA	UM	ST	SU	UK
22	Abdullah, Y.	6/2	XXX	XXX	XXX	XXX	START	START						
1	Atwell, T.	6/6	START	START	START	START	START	START						
9	Avery, C.	6/6	START	START	START	START	START	START						
73	Becton, M.	6/6	START	START	START	START	START	START						
75	Bell, R.	6/6	START	START	START	START	START	START						
66	Bentley, C.	5/1	XXX	XXX	XXX	START	XXX	...						
5B	Bland, M.	1/-	XXX	...	...	...	...	...						
74	Boone, A.	3/-	...	XXX	...	XXX	XXX	...						
56	Brown, R.	3/-	XXX	XXX	...	XXX	...	...						
36	Burkley, M.	4/-	XXX	XXX	XXX	XXX	...	...						
10	Burns, R.	6/5	START	XXX	START	START	START	START						
53	Caban, A.	6/5	XXX	START	START	START	START	START						
55	Chandler, C.	6/6	START	START	START	START	START	START						
12	Character, M.	5/-	...	XXX	XXX	XXX	XXX	XXX						
50	Childs, J.	3/-	XXX	...	...	XXX	XXX	...						
92	Clark, M.	6/-	XXX	XXX	XXX	XXX	XXX	XXX						
6A	Conley, E.	3/-	...	...	XXX	...	XXX	XXX						
45	Creque, B.	6/-	XXX	XXX	XXX	XXX	XXX	XXX						
80	Crowe, H.	1/-	...	XXX	...	...	...	...						
3A	Cunningham, M.	5/4	...	XXX	START	START	START	START						
85	Davis, J.	4/-	...	...	XXX	XXX	XXX	XXX						
5	Dawkins, S.	6/5	START	START	START	XXX	START	START						
91	Dorsey, D.	5/-	XXX	XXX	...	XXX	XXX	XXX						
31	Edwards, Z.	2/-	...	...	...	...	XXX	XXX						
17	Etheridge, D.	6/6	START	START	START	START	START	START						
38	Fagot, J.	6/-	XXX	XXX	XXX	...	XXX	XXX						
7	Fitzpatrick, D.	6/6	START	START	START	START	START	START						
83	Ford, M.	6/6	START	START	START	START	START	START						
95	Geathers, T.	5/-	XXX	XXX	...	XXX	XXX	XXX						
90	Goldwire, J.	6/-	XXX	XXX	XXX	XXX	XXX	XXX						
39	Graves, T.	2/-	...	...	XXX	XXX	...	...						
19	Hall, H.	6/-	XXX	XXX	XXX	XXX	XXX	XXX						
24	Hall, M.	5/-	XXX	XXX	XXX	...	XXX	XXX						
87	Harrell, T.	1/-	...	XXX	...	...	...	...						
1B	Hawkins, J.	6/6	START	START	START	START	START	START						
60	Haycraft, T.	6/5	START	START	XXX	START	START	START						
33	Hayes, I.	2/-	...	XXX	...	XXX	...	...						
15	Head, Q.	6/1	XXX	START	XXX	XXX	XXX	XXX						
5A	Hicks, R.	6/-	XXX	XXX	XXX	XXX	XXX	XXX						
35	Holl, T.	6/-	XXX	XXX	XXX	XXX	XXX	XXX						
14	Jackson, T.	5/-	XXX	XXX	XXX	XXX	XXX	...						
27	Johnson, A.	6/1	XXX	XXX	XXX	XXX	XXX	START						
1C	Johnson, J.	3/-	XXX	XXX	XXX	...	...	...						
2	Jones, C.	6/6	START	START	START	START	START	START						
28	King, M.	6/-	XXX	XXX	XXX	XXX	XXX	XXX						
57	Kinnaird, D.	5/1	START	XXX	...	XXX	XXX	XXX						
2B	Little, T.	2/-	XXX	...	...	XXX	...	...						
1G	Marshall, J.	4/-	XXX	XXX	...	XXX	XXX	...						
41	Martin, I.	5/-	XXX	XXX	...	XXX	XXX	XXX						
1A	Mbanasor, P.	5/1	START	XXX	...	XXX	XXX	XXX						
59	McCoy, T.	6/5	START	START	START	XXX	START	START						
93	McCrae, G.	5/-	...	XXX	XXX	XXX	XXX	XXX						
7A	Montgomery, M.	6/-	XXX	XXX	XXX	XXX	XXX	XXX						
67	Nauert, T.	1/-	...	XXX	...	...	...	...						
11	Okeke, N.	5/2	START	START	XXX	XXX	XXX	...						
4	Pass, J.	2/2	START	START	...	...	...	...						
30	Pass, K.	6/6	START	START	START	START	START	START						
2A	Peete, D.	6/-	XXX	XXX	XXX	XXX	XXX	XXX						
29	Peterson, T.	6/6	START	START	START	START	START	START						
89	Pfeifer, E.	6/1	XXX	XXX	XXX	START	XXX	XXX						
4A	Puryear, R.	2/-	...	XXX	...	XXX	...	...						
21	Robbins, A.	1/-	...	XXX	...	...	...	...						
94	Robinson, G.	6/6	START	START	START	START	START	START						
43	Smith, D.	5/-	XXX	XXX	...	XXX	XXX	XXX						
70	Sowders, E.	1/1	...	...	START	...	...	...						
81	Spence, E.	1/-	...	XXX	...	...	...	...						
6	Sturghill, C.	5/4	XXX	START	START	START	START	...						
48	Thomas, J.	1/-	...	XXX	...	...	...	...						
20	Troutman, T.	6/-	XXX	XXX	XXX	XXX	XXX	XXX						
18	Tyler, T.	6/-	XXX	XXX	XXX	XXX	XXX	XXX						
8A	Wakefield, K.	6/-	XXX	XXX	XXX	XXX	XXX	XXX						
49	Whitlow, B.	6/2	XXX	XXX	START	START	XXX	XXX						
25	Williams, D.	1/-	...	XXX	...	...	...	...						
3	Yeast, R.	6/6	START	START	START	START	START	START						

2019 Drive Charts

Notre Dame

#	Qtr	Clock	Spot	Plays	Yds	TOP	Result
1.	1	12:39	L12	12	88	5:12	TD
2.	1	6:22	L25	6	75	2:14	TD
3.	1	0:29	L26	3	2	0:42	Punt
4.	2	10:23	L36	5	18	1:29	Punt
5.	2	7:09	L26	4	9	2:33	Punt
6.	2	2:49	L20	3	6	1:29	Fumble
7.	2	1:09	L24	1	(4)	0:06	Fumble
8.	2	0:17	L17	2	9	0:17	Half
9.	3	15:00	L25	7	55	3:26	Fumble
10.	3	9:39	L24	3	(7)	0:57	Punt
11.	3	8:06	L25	5	2	2:29	Punt
12.	3	3:44	L16	10	59	5:19	FG
13.	4	8:15	L23	10	23	4:38	Downs
14.	4	1:09	L09	5	23	1:09	Game

Eastern Kentucky

#	Qtr	Clock	Spot	Plays	Yds	TOP	Result
1.	1	13:44	L21	2	79	1:10	TD
2.	1	10:47	L41	5	7	1:27	Punt
3.	1	6:15	L39	3	7	1:55	Punt
4.	1	2:47	E15	2	15	0:30	TD
5.	2	11:39	L32	6	28	2:32	Int
6.	2	3:40	L24	9	51	2:57	Miss FG
7.	3	15:00	L29	2	71	0:24	TD
8.	3	10:45	L07	12	93	6:47	TD
9.	3	0:36	L15	8	85	3:31	TD
10.	4	7:40	L34	4	66	1:53	TD
11.	4	3:27	L26	6	55	3:27	Game

Western Kentucky

#	Qtr	Clock	Spot	Plays	Yds	TOP	Result
1.	1	12:36	L18	3	3	2:01	Punt
2.	1	9:03	L42	10	58	4:45	TD
3.	1	1:14	L17	10	83	4:10	TD
4.	2	11:12	L25	8	75	3:04	TD
5.	2	6:33	L26	10	49	5:10	FG
6.	2	0:47	W30	0	0	0:00	TD
7.	3	14:52	L27	2	9	0:42	Fumble
8.	3	11:37	L25	6	13	2:43	Punt
9.	3	6:31	L21	5	13	2:03	Punt
10.	3	1:36	L38	1	62	0:10	TD
11.	4	10:29	L43	4	9	2:14	Downs
12.	4	4:23	L08	3	6	1:02	Punt
13.	4	2:59	W39	6	31	2:59	Game

Florida State

#	Qtr	Clock	Spot	Plays	Yds	TOP	Result
1.	1	12:55	L29	3	3	1:25	Punt
2.	1	8:56	L26	10	35	5:43	Downs
3.	1	2:43	L01	3	7	1:30	Punt
4.	2	15:00	L25	3	6	2:00	Punt
5.	2	10:52	L23	3	2	0:59	Punt
6.	2	7:06	L34	16	66	6:22	TD
7.	3	15:00	L25	3	5	1:39	Punt
8.	3	11:28	L35	8	53	3:33	FG
9.	3	4:41	L24	7	76	2:44	TD
10.	3	0:31	L15	3	85	1:09	TD
11.	4	13:05	L28	7	45	3:26	Int
12.	4	7:25	L25	3	-4	1:32	Punt
13.	4	1:37	L25	7	43	1:37	Fumble

Boston College

#	Qtr	Clock	Spot	Plays	Yds	TOP	Result
1.	1	11:04	L20	6	80	2:31	TD
2.	1	7:01	L25	4	75	1:47	TD
3.	1	3:18	L30	6	24	4:16	Punt
4.	2	11:27	L25	10	75	5:04	TD
5.	2	5:28	L14	5	33	1:37	Punt
6.	2	2:24	L20	3	80	0:39	TD
7.	2	0:29	L25	5	49	0:29	Missed FG
8.	3	15:00	L25	3	7	2:02	Punt
9.	3	9:57	L43	6	41	3:17	FG
10.	3	5:16	L04	13	96	6:16	TD
11.	4	12:58	L35	3	-1	1:05	Punt
12.	4	10:48	L25	8	33	3:19	Punt
13.	4	3:32	L25	8	52	2:30	FG
14.	4	0:02	B46	1	-1	0:02	Game

Wake Forest

#	Qtr	Clock	Spot	Plays	Yds	TOP	Result
1.	1	13:30	L20	4	34	1:57	Punt
2.	1	11:03	W28	4	28	1:35	TD
3.	1	8:36	L08	7	92	3:02	TD
4.	1	1:45	W00	0	0	0:00	TD
5.	1	0:22	W13	3	13	0:32	TD
6.	2	12:26	L22	2	17	0:57	Fumble
7.	2	10:15	L21	4	29	2:05	Punt
8.	2	6:42	W46	9	32	4:36	FG
9.	2	0:18	L11	2	2	0:18	Half
10.	3	15:00	W15	1	15	0:22	TD
11.	3	13:04	L24	5	29	1:43	Int
12.	3	9:38	L30	7	70	3:44	TD
13.	3	4:10	L32	3	(4)	2:55	Punt
14.	4	15:00	L34	6	19	3:41	Punt
15.	4	10:26	L44	3	56	1:12	TD
16.	4	6:19	L49	5	33	0:44	FG
17.	4	3:37	L50	4	50	1:22	TD
18.	4	1:10	L23	2	(3)	1:10	Game

Season/Career Highs

Season and Career, Most Passing Yards

Player	2019	Career
Evan Conley	196 at Wake Forest	196 at Wake Forest (2019)
Malik Cunningham	288 vs. Boston College	288 vs. Boston College (2019)
Jawon Pass	196 vs. Eastern Kentucky	358 vs. Wake Forest (2018)

Season And Career, Longest Pass

2019	Career
62 vs. Western Kentucky	62 vs. Western Kentucky (2019)
77 vs. Boston College	77 vs. Boston College (2019)
50 vs. Eastern Kentucky	53 vs. Florida State (2018)

Season and Career, Most Receiving Yards

Player	2019	Career
Tutu Atwell	145 vs. Western Kentucky	145 vs. Western Kentucky (2019)
Seth Dawkins	170 vs. Boston College	170 vs. Boston College (2019)
Jordan Davis	18 at Florida State	69 vs. Kent State (2017)
Dez Fitzpatrick	133 at Florida State	134 vs. NC State (2017)
Marshon Ford	48 at Florida State	48 at Florida State (2019)
Hassan Hall	10 at Florida State	33 vs. Georgia Tech (2018)
Tyler Harrell	none	36 vs. Georgia Tech (2018)
Javian Hawkins	5 vs. Boston College	5 vs. Boston College (2019)
Thomas Jackson	9 vs. Western Kentucky	9 vs. Western Kentucky (2019)
Josh Johnson	12 vs. Notre Dame	12 vs. Notre Dame (2019)
Tobias Little	9 vs. Notre Dame	9 vs. Notre Dame (2019)
Justin Marshall	59 vs. Eastern Kentucky	59 vs. Eastern Kentucky (2019)
Isaac Martin	8 at Florida State	8 at Florida State (2019)
Devante Peete	26 vs. Eastern Kentucky	45 vs. Georgia Tech (2018)
Keion Wakefield	17 at Wake Forest	17 at Wake Forest (2019)

Season and Career, Longest Reception

2019	Career
62 vs. Western Kentucky	62 vs. Western Kentucky (2019)
77 vs. Boston College	77 vs. Boston College (2019)
18 at Florida State	69 vs. Kent State (2017)
74 at Florida State	74 at Florida State (2019)
48 at Florida State	48 at Florida State (2019)
10 at Florida State	15 vs. NC State (2018)
none	31 vs. Georgia Tech (2018)
5 vs. Boston College	5 vs. Boston College (2019)
9 vs. Western Kentucky	9 vs. Western Kentucky (2019)
12 vs. Notre Dame	12 vs. Notre Dame (2019)
9 vs. Notre Dame	9 vs. Notre Dame (2019)
35 vs. Eastern Kentucky	35 vs. Eastern Kentucky (2019)
8 at Florida State	8 at Florida State (2019)
26 vs. Eastern Kentucky	37 vs. Georgia Tech (2018)
17 at Wake Forest	17 at Wake Forest (2019)

Season and Career, Most Rushing Yards

Player	2019	Career
Tutu Atwell	11 vs. Eastern Kentucky	11 vs. Eastern Kentucky (2019)
Maurice Burkley	20 vs. Eastern Kentucky	20 vs. Eastern Kentucky (2019)
Evan Conley	79 at Wake Forest	79 at Wake Forest (2019)
Malik Cunningham	73 vs. Eastern Kentucky	129 vs. Western Kentucky (2018)
Hassan Hall	69 vs. Notre Dame	69 vs. Notre Dame (2019)
Javian Hawkins	177 vs. Boston College	177 vs. Boston College (2019)
Jawon Pass	67 vs. Notre Dame	80 vs. Syracuse (2018)
Tabarius Peterson	9 at Florida State	9 at Florida State (2019)

Season and Career, Longest Run

2019	Career
11 vs. Eastern Kentucky	11 vs. Eastern Kentucky (2019)
12 vs. Eastern Kentucky	12 vs. Eastern Kentucky (2019)
41 at Wake Forest	41 at Wake Forest (2019)
38 vs. Eastern Kentucky	75 vs. Kentucky (2018)
17 vs. Western Kentucky	32 vs. NC State (2018)
66 vs. Eastern Kentucky	66 vs. Eastern Kentucky (2019)
24 vs. Eastern Kentucky	49 vs. Syracuse (2018)
9 at Florida State	9 at Florida State (2019)

Season and Career, Most Tackles, TFLs and Sacks

Player	2019 Tackles	Career	2019 TFL	Career	2019 Sacks	Career
Yasir Abdullah	6 vs. Wake Forest	6 vs. Wake Forest (2019)	2 vs. Boston College	2 vs. Boston College (2019)	1 vs. Eastern Kentucky	1 vs. Eastern Kentucky (2019)
C.J. Avery	13 vs. Wake Forest	15 vs. Boston College (2018)	1 vs. Florida State, BC	1 vs. Clemson (2018), FSU, BC (2019)	1 vs. Florida State	1 vs. Florida State (2019)
P.J. Blue	none	8 vs. Florida State (2018)	none	1 vs. Florida State (2018)	none	none
Rodjay Burns	16 vs. Wake Forest	16 vs. Wake Forest (2019)	2 vs. EKU, Wake	2 vs. EKU, Wake (2019)	1 vs. Notre Dame, EKU	1 vs. Notre Dame, EKU (2019)
Amonte Caban	5 vs. Florida State	7 vs. Kentucky (2018)	1 vs. WKU, FSU	2 vs. Wake Forest (2018)	none	1 vs. Wake Forest
Marlon Character	2 vs. EKU, FSU, BC	4 vs. NC State (2018)	none	none	none	none
Malik Clark	3 vs. Wake Forest	3 vs. Wake Forest (2019)	2 vs. Western Kentucky	2 vs. Western Kentucky (2019)	none	none
Seth Dawkins	1 vs. Boston College	1 vs. Boston College (2019)	none	none	none	
Derek Dorsey	none	5 vs. Indiana State (2018)	none	1 vs. Indiana State (2018)	none	0.5 vs. Kentucky (2018)
Dorian Etheridge	8 vs. Wake Forest	14 vs. Boston College (2017)	1 vs. EKU, WKU, FSU	2 vs. Kent State (2017)	1 vs. Florida State	1 vs. Florida State (2019)
Jack Fagot	3 vs. Western Kentucky, BC	3 vs. Western Kentucky, BC (2019)	none	none	none	none
Jared Goldwire	3 vs. EKU, FSU	5 vs. Virginia (2018)	1 vs. Eastern Kentucky	1 vs. FSU (2018), EKU (2019)	1 vs. Eastern Kentucky	1 vs. Eastern Kentucky (2019)
Isaiah Hayes	1 vs. EKU, FSU	1 vs. EKU, FSU (2019)	none	none	none	none
Quen Head	2 vs. EKU, Wake	2 vs. BC (2018), EKU, Wake (2019)	none	none	none	none
Robert Hicks	2 vs. Western Kentucky	11 vs. Western Kentucky (2018)	1 vs. Notre Dame	1 vs. BC (2018); Notre Dame (2019)	none	0.5 vs. WKU (2018)
T.J. Holl	1 vs. Notre Dame, EKU, BC	1 vs. Notre Dame, EKU, BC (2019)	none	none	none	none
Anthony Johnson	8 vs. Wake Forest	8 vs. Wake Forest (2019)	none	1 vs. Syracuse (2018)	none	none
Chandler Jones	7 vs. Western Kentucky	7 vs. Western Kentucky (2019)	1 vs. Western Kentucky, BC	1 vs. Western Kentucky, BC (2019)	none	none
Dayna Kinnaird	1 vs. EKU, FSU, Wake	1 vs. EKU, FSU, Wake (2019)	none	none	none	none
P.J. Mbanasor	4 vs. Notre Dame	9 vs. Alabama (2018)	none	none	none	none
Gary McCrae	2 vs. Boston College	2 vs. BC (2019), at Kentucky (2017)	none	none	none	none
Monty Montgomery	3 vs. Western Kentucky	3 vs. Western Kentucky (2019)	1 vs. WKU, Wake	1 vs. WKU, Wake (2019)	1 vs. WKU, Wake	1 vs. WKU, Wake (2019)
Khane Pass	12 vs. Florida State, BC	12 vs. Florida State, BC (2019)	1 vs. EKU, FSU	1 vs. Kent St. (2017), EKU, FSU (2019)	none	none
Nick Okeke	7 vs. Notre Dame, Florida State	8 vs. Georgia Tech (2018)	1 vs. Notre Dame	1 vs. BC (2018), Notre Dame (2019)	1 vs. Notre Dame	1 vs. Notre Dame (2019)
Tabarius Peterson	4 vs. Florida State, Wake	9 vs. Western Kentucky (2018)	none	2 vs. Syracuse (2018)	none	1 vs. Syracuse (2018)
G.G. Robinson	4 vs. Eastern Kentucky	5 vs. Indiana State (2018)	1 vs. Notre Dame, EKU, Wake	1.5 vs. Purdue (2017)	1 vs. EKU, Wake	1 vs. WKU (2018), EKU, Wake (2019)
Damien Smith	1 vs. Eastern Kentucky	4 vs. Syracuse (2017)	none	none	none	none
TreSean Smith	none	6 vs. Syracuse (2018)	none	2 vs. Boston College (2017)	none	2 vs. Boston College (2017)
Cornelius Sturghill	4 vs. Notre Dame, WKU	6 vs. Syracuse (2018)	none	none	none	none
Trenell Troutman	6 vs. Eastern Kentucky	6 vs. Eastern Kentucky (2019)	1 vs. Eastern Kentucky	1 vs. Eastern Kentucky (2019)	none	none
Ty Tyler	2 vs. Wake Forest	2 vs. Wake Forest (2019)	none	none	none	none
Boosie Whitlow	2 vs. EKU, WKU, FSU	2 vs. Indiana St. (2018), EKU, FSU (2019)	1 vs. EKU, WKU	1 vs. EKU, WKU (2019)	1 vs. Eastern Kentucky	1 vs. Eastern Kentucky (2019)
Russ Yeast	11 vs. Boston College	11 vs. Boston College (2019)	1 vs. Eastern Kentucky	1.5 vs. Kentucky (2018)	none	0.5 vs. Kentucky (2018

GAME 1

Notre Dame 35
Louisville 17

Sept. 2 • Cardinal Stadium, Louisville, Ky. (58,187)

NOTRE DAME	**14**	**7**	**7**	**7**	**35**
LOUISVILLE	**14**	**0**	**0**	**3**	**17**

LOUISVILLE, Ky. (AP) - Ian Book ran for one touchdown and threw for another, Jahmir Smith rushed for two scores and No. 9 Notre Dame beat Louisville 35-1.

Tony Jones Jr. rushed 15 times for 112 yards, including an 11-yard TD, as the Fighting Irish worked harder than expected to put away the rebuilding Cardinals in Scott Satterfield's debut as coach. Notre Dame trailed 14-7 in the first before Jones' score tied it, and Book followed with an 11-yard score just before halftime.

Book's TD came after a bizarre sequence featuring three consecutive fumbles between the teams, the last of which Notre Dame recovered at Louisville's 20. The Irish forced five fumbles overall and recovered three.

Scoring Summary

1st Quarter

12:39 - ND - Smith 3 yd run (DOERER kick), 6 plays, 75 yards, 2:21
07:27 - UL - Pass, J. 8 yd run (Creque, B. kick), 12 plays, 88 yards, 5:12
04:08 - UL - Pass, J. 17 yd run (Creque, B. kick), 6 plays, 75 yards, 2:14
00:29 - ND - Jones 11 yd run (DOERER kick), 9 plays, 75 yards, 3:39

2nd Quarter

00:17 - ND - Book 11 yd run (DOERER kick), 4 plays, 20 yards, 0:46

3rd Quarter

08:06 - ND - Tremble 26 yd pass from BOOK (DOERER kick) 2 plays, 57 yards, 0:36

4th Quarter

13:25 - UL - Creque, B. 42 yd field goal 10 plays, 59 yards, 5:19
08:15 - ND - Smith 1 yd run (DOERER kick), 12 plays, 75 yards, 5:10

Statistics	ND	UL
First Downs	18	21
Rushing Attempts	42	47
Rushing Yards	230	249
Attempts-Comp-I	14-23-0	12-28-0
Pass Yards	193	134
Total Yards	423	383
Punting Average	6-39.3	5-41.4
Fumbles-Lost	2-1	5-3
Sacks By	4-28	3-14
Penalty Yards	4-20	8-50
3rd Downs	5-12	6-15
4th Downs	0-1	1-2
TOP	28:00	32:00

Rushing: ND: Jones 15-112-1; Book 14-81-1; Smith 8-24-2; **UL**: Hawkins 19-122-0; Hall 11-69-0; Pass 16-67-2

Passing: ND: Book 14-23-0-193-1; **UL**: Pass 12-27-0-134-0; Atwell 0-1-0-0-0

Receiving: ND: Claypool 5-94-0; Tremble 3-49-1; Keys 2-15-0; Armstrong 1-16-0; McKinley 1-11-0; Smith 1-6-0; Finke 1-2-0; **UL:** Atwell 5-47-0; Ford 2-43-0; Dawkins 1-18-0; Johnson 1-12-0; Fitzpatrick 1-10-0; Little 1-9-0

GAME 2

Eastern Kentucky 0
Louisville 42

Sept. 7 • Cardinal Stadium, Louisville, Ky. (48,808)

E. KENTUCKY	**0**	**0**	**0**	**0**	**0**
LOUISVILLE	**14**	**0**	**14**	**14**	**42**

LOUISVILLE, Ky. (AP) - Jawon Pass threw for a career-high four touchdowns to lead Louisville to a 42-0 victory over Eastern Kentucky and give coach Scott Satterfield his first win with the Cardinals.

The junior quarterback completed 12 of 19 passes for 196 yards as the Cardinals (1-1) broke a 10-game losing streak that dated to nearly a year ago. Javian Hawkins, a redshirt freshman, ran 11 times for 123 yards.

Louisville had 542 total yards while limiting the Colonels (1-1), a Football Championship Subdivision team, to 172. It marked just the second time in the post-Lamar Jackson era that Louisville had at least 500 yards.

Daryl McCleskey Jr. led EKU with 78 yards on 22 carries.

Louisville last won on Sept. 15, 2018, beating Western Kentucky 20-17. The Cardinals then lost the last nine games to close out the season.

Scoring Summary

1st Quarter

12:34 - UL - Atwell, T. 50 yd pass from Pass, J. (Creque, B. kick) 2 plays, 79 yards, 1:10
02:17 - UL - Ford, M. 5 yd pass from Pass, J. (Creque, B. kick) 2 plays, 15 yards, 0:30

3rd Quarter

14:36 - UL - Ford, M. 5 yd pass from Pass, J. (Creque, B. kick) 2 plays, 71 yards, 0:24
3:58 - UL - Fitzpatrick, D. 5 yd pass from Pass, J. (Creque, B. kick) 12 plays, 93 yards, 6:47

4th Quarter

12:05 - UL - Hall, H. 1 yd run (Creque, B. kick), 8 plays, 85 yards, 3:31
05:47 - UL - Cunningham, M. 38 yd run (Creque, B. kick), 4 plays, 66 yards, 1:53

Statistics	EKU	UL
First Downs	10	23
Rushing Attempts	43	38
Rushing Yards	130	322
Attempts-Comp-I	9-16-0	13-20-1
Pass Yards	42	220
Total Yards	172	542
Punting Average	9-37.4	2-46.5
Fumbles-Lost	0-0	0-0
Sacks By	0-0	5-40
Penalty Yards	7-50	5-20
3rd Downs	6-17	4-9
4th Downs	0-2	1-2
TOP	33:27	26:33

Rushing: EKU: McCleskey 22-78-0; McKinney 4-38-0; Booth 8-33-0; **UL**: Hawkins 11-123-0; Cunningham 4-73-1; Hall 15-58-1; Pass 4-37-0

Passing: EKU: Blount 6-12-0-43-0; McKinney 3-4-0-1-0 **UL**: Pass 12-19-1-196-4; Cunningham 1-1-0-24-0

Receiving: EKU: Valiga 2-12-0; Cabrera 2-11-0; Dixon 2-9-0; **UL:** Fitzpatrick 3-32-1; Ford 3-26-2; Marshall 2-59-0; Atwell 2-53-1; Peete 1-26-0; Wakefield 1-16-0; Jackson 1-8-0

GAME 3

Louisville 38
Western Kentucky 21

Sept. 14 • Nissan Stadium, Nashville, Tenn. (22,665)

LOUISVILLE	**7**	**24**	**7**	**0**	**38**
WESTERN KY	**0**	**7**	**7**	**7**	**21**

NASHVILLE, Tenn. (AP) - No starting quarterback, no problem for the Louisville Cardinals in their 38-21 victory over Western Kentucky in a neutral-site non-conference game at Nissan Stadium.

Louisville announced prior to kickoff that starting quarterback Jawon Pass would miss the game due to a foot injury. Redshirt sophomore quarterback Malik Cunningham directed four first-half scoring drives before leaving in the third quarter following a hit to the head. True freshman Evan Conley finished up and threw a 62-yard touchdown pass on his second throw of the game as the Cardinals dominated the Hilltoppers.

Cunningham completed 7 of 10 passes in the first half for 114 yards and two touchdowns as Louisville built 31-7 halftime lead. A 9-yard shovel pass to Chatarius Atwell gave Louisville a 7-0 first-quarter lead with 4:18 left. On the Cardinals' next offensive series, Cunningham and Atwell hooked up again on a 46-yard touchdown throw.

Western Kentucky closed to within 14-7 when Steven Duncan found Joshua Simon for a 77-yard TD pass. But the Hilltoppers gave up 17 unanswered points to close out the first half, including a 30-yard score on a fumble return by Rodjay Burns with 47 seconds remaining in the first half.

Scoring Summary

1st Quarter

UL - Atwell, T. 9 yd pass from Cunningham, M. (Creque, B. kick) 10 plays, 58 yards, 4:45

2nd Quarter

UL - Atwell, T. 46 yd pass from Cunningham, M. (Creque, B. kick) 10 plays, 83 yards, 4:10
WKU - SIMON, J. 77 yd pass from DUNCAN, S. (MUNSON, C. kick) 2 plays, 82 yards,0:46
UL - Hawkins, J. 20 yd run (Creque, B. kick), 8 plays, 75 yards, 3:04
UL - Creque, B. 43 yd field goal 10 plays, 49 yards, 5:10
UL - Burns, R. 30 yd fumble recovery (Creque, B. kick)

3rd Quarter

WKU - PEARSON, J. 8 yd pass from DUNCAN, S. (MUNSON, C. kick) 7 plays, 36 yards, 2:33
UL - Atwell, T. 62 yd pass from Conley, E. (Creque, B. kick) 1 plays, 62 yards, 0:10

4th Quarter

WKU - FOURTENBARY, K. 3 yd pass from DUNCAN, S. (MUNSON, C. kick) 9 plays, 68 yards, 3:28

Statistics	UL	WKU
First Downs	21	14
Rushing Attempts	51	23
Rushing Yards	210	43
Attempts-Comp-I	10-16-0	25-47-0
Pass Yards	205	245
Total Yards	415	288
Punting Average	4-38.3	5-37.2
Fumbles-Lost	1-1	2-2
Sacks By	1-9	3-12
Penalty Yards	6-69	5-25
3rd Downs	4-11	4-16
4th Downs	1-2	1-4
TOP	29:05	30:66

Rushing: UL: Hawkins 19-93-1; Hall 12-55-0; Cunningham 16-48-0; Atwell 2-10-0; **WKU**: Walker 14-41-0; McClendon 2-15-0

Passing: UL: Cunningham 8-13-0-119-2; Conley 2-3-0-86-1 **WKU**: Duncan 25-47-0-245-3

Receiving: UL: Atwell 4-141-3; Dawkins 3-21-0; Ford 1-23-0; Peete 1-11-0; Jackson 1-9-0; **WKU:** Sloan 6-35-0; Pearson 5-37-1; Jernigan 5-20-0; Jackson 4-40-0; Walker 2-21-0; Simon 1-77-1

GAME 4

Louisville 24
Florida State 35

Sept. 21 • Doak Campbell Stadium, Tallahassee, Fla. (46,530)

LOUISVILLE	**0**	**7**	**10**	**7**	**24**
FLORIDA STATE	**21**	**0**	**0**	**14**	**35**

TALLAHASSEE, Fla. - Cam Akers scored three touchdowns and Alex Hornibrook came off the bench and threw a 60-yard touchdown pass in the fourth quarter as Florida State defeated Louisville 35-24.

Akers ran 29 times for 112 yards for Florida State (2-2, 1-1 Atlantic Coast Conference), which had 522 offensive yards.

The Seminoles squandered a 21-0 lead after the first quarter. Louisville's Malik Cunningham threw for two touchdowns and ran for another as the Cardinals were able to storm back for a short-lived fourth-quarter lead.

Hornibrook put the Seminoles ahead for good, 28-24, on a touchdown pass to Tamorrion Terry with 7:25 left in the game.

Cunningham completed 16 of 27 passes for a career-high 286 yards but Louisville (2-2, 0-1) missed out on its first ACC win since 2017.

Florida State lost quarterback James Blackman to injury in the third quarter. Hornibrook, who had a first-quarter touchdown pass, stepped in and completed 15 of 20 passes for 255 yards.

Ricky Aguayo missed field-goal attempts from 51, 47 and 41 for the Seminoles.

Scoring Summary

1st Quarter

FS - Akers,C 1 yd run (Aguayo,Ri kick), 8 plays, 73 yards, 2:19
FS - Helton,K 44 yd pass from Hornibrook,A (Aguayo,Ri kick) 2 plays, 61 yards, 0:25
FS - Akers,C 4 yd run (Aguayo,Ri kick), 4 plays, 39 yards, 1:30

2nd Quarter

UL - Atwell, T. 9 yd pass from Cunningham, M. (Creque, B. kick) 16 plays, 66 yards, 6:22

3rd Quarter

UL - Creque, B. 30 yd field goal 8 plays, 53 yards, 3:33
UL - Cunningham, M. 4 yd run (Creque, B. kick), 7 plays, 76 yards, 2:44

4th Quarter

UL - Fitzpatrick, D. 74 yd pass from Cunningham, M. (Creque, B. kick) 3 plays, 85 yards, 1:09
FS - Terry,T 60 yd pass from Hornibrook,A (Aguayo,Ri kick) 6 plays, 87 yards, 2:14
FS - Akers,C 1 yd run (Aguayo,Ri kick), 10 plays, 46 yards, 4:16

Statistics	UL	FSU
First Downs	18	26
Rushing Attempts	47	41
Rushing Yards	124	140
Attempts-Comp-I	16-28-1	26-34-0
Pass Yards	286	382
Total Yards	410	552
Punting Average	6-44.2	4-42.0
Fumbles-Lost	2-1	1-0
Sacks By	2-7	6-27
Penalty Yards	7-54	5-36
3rd Downs	5-17	5-14
4th Downs	2-3	0-1
TOP	33:42	26:18

Rushing: UL: Hall 11-57-0; Hawkins 17-52-0; Peterson 1-9-0; Cunningham 17-5-1; Burkley 1-1-0; **FSU**: Akers 29-112-3; Hornibrook 3-18-0

Passing: UL: Cunningham 16-27-1-286-2; **FSU**: Hornibrook 15-20-0-255-2; Blackman 11-14-0-127-0

Receiving: UL: Fitzpatrick 7-133-1; Atwell 5-69-1; Ford 1-48-0; Davis 1-18-0; Hall 1-10-0; Martin 1-8-0; **FSU:** Helton 7-96-1; Harisson 4-54-0; Nabers 3-45-0; Matthews 3-44-0; Akers 3-21-0; Terry 2-73-1

GAME 5

Boston College..... 39
Louisville 41

Oct. 5 • Cardinal Stadium, Louisville, Ky. (46,007)

BOSTON COLLEGE	**7**	**15**	**7**	**10**	**39**
LOUISVILLE	**14**	**14**	**3**	**10**	**41**

LOUISVILLE, Ky. (AP) - Blanton Creque's 41-yard field goal with 1:02 remaining edged Louisville past Boston College for a wild 41-39 victory that ended a nine-game Atlantic Coast Conference losing streak.

Shortly after Aaron Boumerhi's 45-yard field goal with 3:32 left put the Eagles ahead 39-38, the Cardinals (3-2, 1-1) drove 52 yards in eight plays for Creque's line drive that sailed through the uprights. BC (3-3, 1-2) drove to its 42 before turning the ball over on downs with two seconds left, sparking a celebration as Louisville emerged from the shootout with its first conference win since beating Syracuse in November 2017.

The schools combined for 1,227 yards, most of it passing in a contest that matched the ACC's top two rushing attacks. Louisville gained the edge 664-563, helped by those final yards ending with Creque's second field goal.

Cardinals freshman Evan Conley completed 10 of 16 passes for 140 yards and a 23-yard TD to Dez Fitzpatrick for 38-29 lead early in the fourth quarter. He alternated with Micale Cunningham, who was 13 of 18 passing for 288 yards and 59-yard TD.

Scoring Summary
1st Quarter
LOU - Cunningham, M. 3 yd run (Creque, B. kick), 6 plays, 80 yards, 2:31
BC - Long,H 72 yd pass from Brown,A (Boumerhi,A kick) 4 plays, 89 yards, 1:32
LOU - Dawkins, S. 59 yd pass from Cunningham, M. (Creque, B. kick) 4 plays, 75 yards, 1:47
2nd Quarter
BC - Idrizi,K 10 yd pass from Grosel,D (Boumerhi,A kick) 8 plays, 89 yards, 2:35
LOU - Hawkins, J. 3 yd run (Creque, B. kick), 10 plays, 75 yards, 5:04
LOU - Hall, H. 6 yd run (Creque, B. kick), 3 plays, 80 yards, 0:39
BC - White,K 13 yd pass from Grosel,D (Long,H pass) 9 plays, 70 yards, 1:16
3rd Quarter
BC - Idrizi,K 19 yd pass from Grosel,D (Boumerhi,A kick) 8 plays, 59 yards, 3:01
LOU - Creque, B. 34 yd field goal 6 plays, 41 yards, 3:17
4th Quarter
LOU - Fitzpatrick, D. 23 yd pass from Conley, E. (Creque, B. kick) 13 plays, 96 yards, 6:16
BC - Levy,T 37 yd run (Boumerhi,A kick), 3 plays, 70 yards, 1:05
BC - Boumerhi,A 45 yd field goal 13 plays, 52 yards, 3:57
LOU - Creque, B. 41 yd field goal 8 plays, 52 yards, 2:30

Statistics	UL	BC
First Downs	26	24
Rushing Attempts	44	45
Rushing Yards	236	259
Attempts-Comp-I	23-34-0	15-33-1
Pass Yards	428	304
Total Yards	664	563
Punting Average	5-39.4	4-51.2
Fumbles-Lost	1-0	1-1
Sacks By	0-0	0-0
Penalty Yards	7-61	5-35
3rd Downs	8-16	4-15
4th Downs	1-1	2-3
TOP	34:54	25:06

Rushing: UL: Hawkins 25-172-1; Cunningham 6-43-1-Hall 11-23-0; **BC**: Dillon 22-118-0; Grosel 6-47-0, Bailey 12-43-0; Levy 1-37-1

Passing: UL: Cunningham 13-18-0-288-1; Conely 10-16-0-140-1; **BC**: Brown 6-7-0-193-1; Grosel 89-24-1-111-3

Receiving: UL: Atwell 8-110-; Dawkins 6-170-1; Fitzpatrick 5-108-1; Marshall 1-20-0; Hawkins 1-13-0Ford 1-5-0; **BC:** Long 3-99-1; Flowers 3-72-0; White 3-28-1; Idrizi 3-31-2; Burt 2-28-0; Dillon 1-36-0

GAME 6

Louisville 62
Wake Forest 59

Oct. 12 • BB&T Field, Winston-Salem, N.C. (24,434)

LOUISVILLE	**21**	**10**	**14**	**17**	**62**
WAKE FOREST	**7**	**14**	**10**	**28**	**59**

WINSTON-SALEM, N.C. (AP) - Evan Conley ran 41 yards for a critical touchdown with 2:15 remaining, and Louisville held off Wake Forest's late rally to upset the 19th-ranked Demon Deacons 62-59 on Saturday night in the second-highest-scoring game in Atlantic Coast Conference history.

Conley also threw two touchdown passes to Dez Fitzpatrick and Hassan Hall returned a kickoff 100 yards for a score to help the Cardinals (4-2, 2-1) spoil Wake Forest's first national ranking in 11 years.

The combined 121 points was second only to the 137 scored in Pittsburgh's 76-61 victory over Syracuse in 2016. The teams combined for 1,188 total yards in this one.

Conley took a fourth-and-1 keeper 41 yards for a touchdown to give the Cardinals a 62-52 lead with 2:52 remaining - plenty of time for the Demon Deacons to counter, with Hartman leading them 92 yards in seven plays and scoring on a 1-yard keeper with 1:10 remaining.

The onside kick squirted downfield, Tutu Atwell came away with it in a pileup with 1:05 left and the Cardinals ran out the clock to seal the victory.

Scoring Summary
1st Quarter
LOU - Hawkins, J. 8 yd run (Creque, B. kick), 4 plays, 28 yards, 1:35
LOU - Dawkins, S. 55 yd pass from Cunningham, M. (Creque, B. kick), 7 plays, 92 yards, 3:02
WF - Surratt, S 12 yd pass from Newman, J (Sciba, N kick), 13 plays, 75 yards, 3:35
LOU - Hall, H. 100 yd kickoff return (Creque, B. kick)
2nd Quarter
LOU - Atwell, T. 9 yd pass from Cunningham, M. (Creque, B. kick), 3 plays, 13 yards, 0:32
WF - Surratt, S 3 yd pass from Newman, J (Sciba, N kick), 7 plays, 74 yards, 2:24
WF - Carney, C 1 yd run (Sciba, N kick), 3 plays, 4 yards, 1:14
LOU - Creque, B. 32 yd field goal, 9 plays, 32 yards, 4:36
3rd Quarter
LOU - Fitzpatrick, D. 15 yd pass from Conley, E. (Creque, B. kick), 1 play, 15 yards, 0:22
WF - Surratt, S 47 yd pass from Newman, J (Sciba, N kick), 7 plays, 86 yards, 1:43
LOU - Hall, H. 8 yd run (Creque, B. kick), 7 plays, 70 yards, 3:44
WF - Sciba, N 34 yd field goal, 7 plays, 42 yards, 1:44
4th Quarter
LOU - Fitzpatrick, D. 50 yd pass from Conley, E. (Creque, B. kick), 3 plays, 56 yards, 1:12
WF - Walker, K 3 yd run (Sciba, N kick), 9 plays, 59 yards, 2:55
LOU - Creque, B. 36 yd field goal, 5 plays, 33 yards, 0:44
WF - Washington, S 22 yd pass from Hartman, S (Sciba, N kick), 7 plays, 69 yards, 1:23
WF - Freudenthal, J 21 yd pass from Hartman, S (Sciba, N kick), 2 plays, 47 yards, 0:35
LOU - Conley, E. 41 yd run (Creque, B. kick), 4 plays, 50 yards, 1:22
WF - Hartman, S 1 yd run (Sciba, N kick), 7 plays, 92 yards, 1:05

Statistics	UL	WF
First Downs	22	40
Rushing Attempts	44	46
Rushing Yards	225	245
Attempts-Comp-I	17-25-1	33-56-2
Pass Yards	295	423
Total Yards	520	668
Punting Average	4-39.8	6-44.7
Fumbles-Lost	2-1	3-1
Sacks By	2-11	1-4
Penalty Yards	8-90	8-59
3rd Downs	6-14	7-15
4th Downs	1-1	0-0
TOP	32:09	27:51

Rushing: UL: Conley 7-79; Hawkins 20-60; Cunningham 4-59; Hall 11-30; **WF**: Beal-Smith 14-123; Carney 17-95; Newman 9-13; Walker 4-10; Hartman 2-4

Passing: UL: Conley 12-18-1-196; Cunningham 5-6-0-99; **WF**: Newman 24-41-2-251; Hartman 9-15-0-172

Receiving: UL: Atwell 7-85; Fitzpatrick 5-125; Dawkins 3-68; Wakefield 2-17; **WF:** Hinton 13-134; Surratt 12-196; Freudenthal 5-51; Washington 2-28; Roberson 1-14

THE LAST TIME...

Rushing	Louisville	Opponent
Had 400 or more yards:	411, Syracuse, 2017	492, Clemson, 2018
Had 300-399 yards:	322, Eastern Kentucky, 2019	340, Kentucky, 2018
Had 200-299 yards:	225, Wake Forest, 2019	245, Wake Forest, 2019
Had 51-100 yards:	81, Clemson, 2018	76, Florida State, 2018
Had 11-50 yards:	47, Boston College, 2018	43 , Western Kentucky, 2019
Had fewer than 0 yards:	-1, Pittsburgh, 2015	-14, Boston College, 2015
Had 70 or more rush attempts:	71, Wichita State, 1977	73, Army, 1991
Had 60-69 rush attempts:	66, Northern Illinois, 1996	61, Boston College, 2018
Had 50-59 rush attempts:	51 , Western Kentucky, 2019	55, Syracuse, 2018
Had seven or more rush touchdowns:	7, Florida State, 2016	8, Georgia Tech, 2018
Had six rush touchdowns:	6, Murray State, 2014	6, Houston, 1985
Had five rush touchdowns:	5, Syracuse, 2017	5, Kentucky, 2018
Had four rush touchdowns:	4, Wake Forest, 2018	4, Notre Dame, 2019

Passing	Louisville	Opponent
Had 500 or more yards:	555, Syracuse, 2007	571, Kentucky, 1998
Had 400-499 yards:	428, Boston College, 2019	423, Wake Forest, 2019
Had 300-399 yards:	358, Wake Forest, 2018	304, Boston College, 2019
Had 200-299 yards:	295, Wake Forest, 2019	245, Western Kentucky, 2019
Had fewer than 75 yards:	26, Tulsa, 1991	42, Eastern Kentucky, 2019
Had 50 or more pass attempts:	54, Wake Forest, 2018	56, Wake Forest, 2019
Had 40-49 pass attempts:	44, Georgia Tech, 2018	47, Western Kentucky, 2019
Had 30-39 pass attempts:	34, Boston College, 2019	33, Boston College, 2019
Had 20 or fewer pass attempts:	16 , Western Kentucky, 2019	16, Eastern Kentucky, 2019
Had 30 or more pass completions:	30, Wake Forest, 2018	33, Wake Forest, 2019
Had 20-29 pass completions:	23, Boston College, 2019	26, Florida State, 2019
Had fewer than 10 pass completions:	8, Kentucky, 2018	9, Eastern Kentucky, 2019
Had six or more passing touchdowns:	8, Charlotte, 2018	7, Rutgers, 2008
Had five passing touchdowns:	5, Marshall, 2016	5, Wake Forest, 2019
Had four passing touchdowns:	4, Wake Forest, 2019	4, NC State, 2018
Had three passing touchdowns:	3, Western Kentucky, 2019	3, Western Kentucky, 2019
Had zero passing touchdowns:	0, Notre Dame, 2019	0, Eastern Kentucky, 2019
Had seven passes intercepted:	7, Tennessee St., 1984	Never
Had six passes intercepted:	6, Florida State, 1991	6, Army, 1983
Had five passes intercepted:	5, SMU, 1984	5, Houston, 2000
Had four passes intercepted:	4, Mississippi State, 2017	4, Syracuse, 2017
Had three passes intercepted:	3, Kentucky, 2016	3, Purdue
Did not throw an interception:	0, Boston College, 2019	0, Florida State, 2019
Completed passes to 10 or more players:	11, Georgia Tech, 2018	10, Virginia, 2018
Completed passes to nine players:	9, NC State, 2018	9, Florida State, 2019
Completed passes to eight players:	8, Syracuse, 2018	8, Western Kentucky, 2019
Completed passes to seven players:	7, Boston College, 2019	7, Notre Dame, 2019
Completed passes to six players:	6, Florida State, 2019	6, Eastern Kentucky, 2019

TOTAL OFFENSE	Louisville	Opponent
Had 700 or more yards:	727, Syracuse, 2017	801, Kentucky, 1998
Had 600-699 yards:	664, Boston College, 2019	668, Wake Forest, 2019
Had 500-599 yards:	520, Wake Forest, 2019	563, Boston College, 2019
Had 400-499 yards:	410, Florida State, 2019	425, Notre Dame, 2019
Had fewer than 100 yards:	13, Arizona State, 1992	80, Murray State, 2017
Ran 85 or more plays:	90, Wake Forest, 2018	102, Wake Forest, 2019
Ran 55 or fewer plays:	46, Kentucky, 2018	43, Murray State, 2017

SCORING	Louisville	Opponent
Scored 80 or more points:	100, Washington (Tenn.), 1913	105, Murray State, 1932
Scored 70-79 points:	70, Charlotte, 2017	77, Clemson, 2018
Scored 60-69 points:	62, Wake Forest, 2019	66, Georgia Tech, 2018
Scored 50-59 points:	56, Syracuse, 2017	59, Wake Forest, 2019
Scored 40-49 points:	41, Boston College, 2019	42, Wake Forest, 2017
Scored 30-39 points:	38 , Western Kentucky, 2019	39, Boston College, 2019
Scored 0 points:	0, Florida State, 2000	0, Eastern Kentucky, 2019
Won by 45 points or more:	46, Syracuse, 2017	46, Kentucky, 2018

THE LAST TIME...

Won by 30-44 points:	42, Eastern Kentucky, 2019	42, NC State, 2018
Won by 20-29 points:	24, Indiana State, 2018	21,Wake Forest, 2018
Scored on first drive of game:	Boston College, 2019	Notre Dame, 2019
Recorded a safety:	Syracuse, 2014	LSU, 2016
Recorded two or more safeties:	Syracuse, 2014	Florida State, 1979
Scored on a blocked field goal:	West Virginia, 2011	Never
Scored on first offensive play of game:	Syracuse, 2016	Kentucky, 2016

TURNOVERS	**Louisville**	**Opponent**
Lost eight or more turnovers:	9, Southern Miss, 1982	9, Army, 1983
Lost seven turnovers:	South Florida, 2007	NC State, 1994
Lost six turnovers:	Southern Miss, 1996	Houston, 2000
Lost five turnovers:	West Virginia, 2008	Syracuse, 2017
Lost four turnovers:	Syracuse, 2018	Syracuse, 2017
Lost four or more fumbles:	4, Southern Miss, 2002	4, Temple, 2012
Threw four or more interceptions:	4, Mississippi State, 2017	4, Syracuse, 2017
Did not commit a turnover:	Boston College, 2019	Florida State, 2019
Lost a game and did not commit a turnover:	Kentucky, 2018	Indiana State, 2018
Two turnovers returned for TD:	Tennessee Tech, 2008	Kentucky, 2014
Two interceptions returned for TD:	Southern Miss, 2000	East Carolina, 1997
Two fumbles returned for TD:	Tennessee Tech, 2008	Kentucky, 2008

DEFENSE	**Louisville**	**Opponent**
Recorded 10 or more sacks:	10, Grambling, Sept. 9, 2000	11, Houston, Nov. 17, 2016
Recorded nine sacks:	Rutgers, Nov. 26, 2010	Texas Christian, Nov. 23, 2001
Recorded eight sacks:	Boston College, Oct. 24, 2015	Louisiana State, Dec. 21, 2006
Recorded seven sacks:	Wake Forest, Nov. 12, 2016	Boston College, Oct. 13, 2018
Recorded six sacks:	Kentucky, Sept. 17, 2011	Florida State, Sept. 21, 2019
Recorded five sacks:	, Eastern Kentucky, Sept. 7, 2019	Clemson, Sept. 16, 2017
Recorded 10 or more TFL:	10, Eastern Kentucky, Sept. 7, 2019	12, Wake Forest, Oct. 12, 2019
Broke up 10 or more passes:	10, Wake Forest, Oct. 12, 2019	10, Wake Forest, Oct. 28, 2017

SPECIAL TEAMS	**Louisville**	**Opponent**
Returned a punt for TD:	Indiana State, Sept. 8, 2018	Clemson, Oct. 11, 2014
Returned a blocked punt for TD:	Connecticut, Nov. 8, 2013	Boston College, Oct. 13, 2018
Blocked punt for a safety:	Texas Christian, Oct. 9, 2002	Rutgers, Nov. 11, 2005
Returned a kickoff for TD:	Wake Forest, Oct. 12, 2019	Alabama, Sept. 1, 2018
Blocked a punt:	Wake Forest, Oct. 27, 2018	Boston College, Oct. 13, 2018
Punted 10 or more times:	10, Boston College, Oct. 13, 2018	11, Indiana State, Nov. 8, 2018
Did not record a punt:	Kentucky, Nov. 25, 2017	Kentucky, Nov. 24, 2018
Blocked a field goal:	Western Kentucky, Sept. 15, 2018	Syracuse, Nov. 9, 2018
Blocked a PAT:	Clemson, Sept. 16, 2017	Clemson, Nov. 3, 2018
Recovered an onside kick:	North Carolina State, Dec. 27, 2011	Wake Forest, Oct. 12, 2019
Made five or more field goals:	Never	5, Tulane, Oct. 11, 1997
Made four field goals:	North Carolina State, Oct. 22, 2016	Syracuse, Nov. 9, 2018
Scored via offense, defense & special teams:	Connecticut, Nov. 8, 2013	Alabama, Sept. 1, 2018

MISCELLANEOUS	**Louisville**	**Opponent**
Had 30 or more first downs:	31, Wake Forest, Oct. 27, 2018	40, Wake Forest, Oct. 12, 2019
Had 10 or fewer first downs:	10, Kentucky, Nov. 24, 2018	10, Eastern Kentucky, Sept. 7, 2019
Had 20 or more penalties:	Never	Never
Had 15-19 penalties:	17, Syracuse, Nov. 9, 2018	17, Marshall, Dec. 18, 2002
Had 100 or more penalty yards:	134, Kentucky, Nov. 24, 2018	111, Alabama, Sept. 1, 2018
Had less than 25 penalty yards:	0, Wake Forest, Oct. 28, 2017	20, Notre Dame, Sept. 2, 2019
Had zero penalties:	Wake Forest, Oct. 28, 2017	Pittsburgh, Nov. 12, 2011
Had 35+ minutes of possession time:	37:30, Clemson, Nov. 3, 2018	35:24, Western Kentucky, Sept. 15, 2018
Scoring drive of 15 or more plays:	16 (TD), Florida State, Sept. 21, 2019	16 (TD), Western Kentucky, Sept. 15, 2018
Scoring drive of 99 yards:	Kentucky, Nov. 25, 2017	North Carolina State, Nov. 17, 2018

THE LAST TIME...

INDIVIDUAL

RUSHING

Rushed 30 or more times:	31, Lamar Jackson at Clemson, Oct. 1, 2016
Rushed for 300 or more yards:	Never
Rushed for 200-299 yards:	226, Lamar Jackson vs. Texas A&M, Dec. 30, 2015
Rushed for 150-199 yards:	172, Javian Hawkins vs. Boston College, Oct. 5, 2019
QB rushed for 100 or more yards:	100, Malik Cunningham vs. North Carolina State, Nov. 17, 2018
QB rushed for a TD of 50 or more yards:	75, Malik Cunningham vs. Kentucky, Nov. 24, 2018
Had four or more rushing touchdowns:	4, Lamar Jackson vs. Florida State, Sept. 17, 2016
Had three rushing touchdowns:	Trey Smith vs. Wake Forest, Oct. 27, 2018
Had a run of 80 or more yards:	80, Jeremy Smith vs. Duke, Oct. 14, 2016
Had a run of 70-79 yards:	75, Malik Cunningham vs. Kentucky, Nov. 24, 2018
Had two or more players with 100+ rush yards:	Malik Williams (180) and Lamar Jackson (111) vs. Syracuse, Nov. 18, 2017
Had two players with 150+ rush yards:	Lamar Jackson (199) and Brandon Radcliff (156) at Syracuse, Sept. 9, 2016

PASSING

Passed for 400 or more yards:	417, Lamar Jackson at Marshall, Sept. 24, 2016
Passed for 300-399 yards:	358, Jawon Pass vs. Wake Forest, Oct. 27, 2018
Attempted 45 or more passes:	54, Jawon Pass vs. Wake Forest, Oct. 27, 2018
Completed 40 or more passes:	45, Brian Brohm vs. Syracuse, Sept. 22, 2007
Completed 30-39 passes:	30, Jawon Pass vs. Wake Forest, Oct. 27, 2018
Threw five or more touchdown passes:	5, Lamar Jackson at Marshall, Sept. 24, 2016
Threw four touchdown passes:	4, Jawon Pass vs. Eastern Kentucky, Sept. 7, 2019
Threw five or more interceptions:	6, Erik Watts vs. Florida State, Nov. 2, 1991
Threw four interceptions:	Lamar Jackson vs. Mississippi State, Dec. 30, 2017
Completed a pass of 75 or more yards:	78, Lamar Jackson vs. Clemson, Sept. 16, 2017
Completed a pass to 10 or more receivers:	10, Jawon Pass vs. Alabama, Sept. 1, 2018

RECEIVING

Caught 15 or more passes:	15, Arnold Jackson at Cincinnati, Nov. 6, 1999
Had 200 or more receiving yards:	214, DeVante Parker vs. Florida State, Oct. 30, 2014
Caught three touchdowns:	3, Tutu Atwell vs. Western Kentucky, Sept. 14, 2019
Had two players with 100+ yards receiving:	Tutu Atwell (132) and Jaylen Smith (107) vs. Wake Forest, Oct. 27, 2018
Had three players with 100+ yards receiving:	Tutu Atwell (110), Seth Dawkins (170), and Dez Fitzpatrick (100) vs. Boston College, Oct. 5, 2019

TOTAL OFFENSE

Had 500 or more yards:	512, Lamar Jackson vs. Boston College, Oct. 14, 2017
Had 400-499 yards:	491, Lamar Jackson at Wake Forest, Oct. 28, 2017
QB had 100 yards or more passing AND rushing:	Lamar Jackson vs. Mississippi State, Dec. 30, 2017

DEFENSE

Intercepted three or more passes:	3, Gerod Holliman at Boston College, Nov. 8, 2014
Intercepted two passes:	Trumaine Washington at Florida State, Oct. 21, 2017
Recovered two or more fumbles:	2, Chucky Williams at Clemson, Oct. 1, 2016
Forced two or more fumbles:	3, James Hearns vs. Virginia, Nov. 11, 2017
Recorded four or more sacks:	4, Rodney Gnat vs. Eastern Kentucky, Sept. 11, 2010
Recorded three sacks:	James Hearns vs. Virginia, Nov. 12, 2016
Recorded 15 or more tackles:	16, Rodjay Burns at Wake Forest, Oct. 12, 2019
Returned an interception for a touchdown:	Trumaine Washington vs. Kent State, Sept. 23, 2017
Returned a fumble for a touchdown:	Rodjay Burns vs. Western Kentucky, Sept. 14, 2019
Recorded 4.5 or more tackles for loss in a game:	4.5, Devonte' Fields at Kentucky, Nov. 28, 2015

SPECIAL TEAMS

Scored 13 or more points kicking:	14, Blanton Creque at Wake Forest, Oct. 12, 2019
Made four or more field goals:	4, Blanton Creque vs. North Carolina State, Oct. 22, 2016
Made two field goals of 50 or more yards:	Never
Made a field goal of 60 or more yards:	Never
Had a punt of 70 or more yards:	73, Chris Philpott vs. West Virginia, Nov. 20, 2010
Had a punt of 60-69 yards:	60, Mason King at Florida State, Sept. 21, 2019
Punted nine or more times:	9, Mason King at Boston College, Oct. 13, 2018
Had 100 or more kick return yards:	220, Hassan Hall at Wake Forest, Oct. 12, 2019
Had a kickoff return for a TD:	Hassan Hall at Wake Forest, Oct. 12, 2019
Had 100 or more punt return yards:	130, Jaire Alexander vs. Florida State, Sept. 17, 2016
Had a punt return for a TD:	Rodjay Burns vs. Indiana State, Sept. 8, 2018
Blocked a punt:	Yasir Abdullah vs. Wake Forest, Oct. 27, 2018
Blocked a field goal:	Jared Goldwire vs. Western Kentucky, Sept. 15, 2018
Returned a blocked field goal for touchdown:	Andrew Johnson at West Virginia, Nov. 5, 2011
Blocked a PAT:	Trevon Young vs. Clemson, Sept. 16, 2017

YASIR ABDULLAH

OUTSIDE LINEBACKER

So. • 6-1 • 218

Miami, Fla.
(Coral City)

22

SOPHOMORE (2019): Recorded a tackle against Notre Dame ... tallied three tackles and his first career sack versus Eastern Kentucky ... registered four tackles against Western Kentucky ... credited with career high five tackles and two tackles for loss against Boston College ... registered six tackles, with his first career interception and fumble recovery at Wake Forest.

FRESHMAN (2018): Appeared in 11 games totaling eight tackles … made his collegiate debut versus Indiana State ... made his first tackle on special teams versus the Sycamores ... recorded one tackle in the win over Western Kentucky ... totaled two tackles versus Virginia, Boston College and Wake Forest … notched his first blocked kick, blocking a punt in the second quarter against Wake Forest.

CAREER STATISTICS

Yr	G/S	S	A	T	TFL	QBH	SK	FR	FF	Int	PB
2018	11/0	3	5	8	0-0	1	0-0	0-0	0	0-0	1
2019	6/2	13	8	21	4.0-15	0	1.0-7	1-0	0	1-7	0
Total	**17/2**	**16**	**13**	**29**	**4.0-15**	**1**	**1.0-7**	**1-0**	**0**	**1-7**	**1**

CAREER HIGHS

Tackles.....6 at Wake Forest, 2019
Tackles for Loss.....2 vs. Boston College, 2019
Sacks.....1 vs. Eastern Kentucky, 2019
QB Hurries.....1 vs. Florida State, 2018
Fumble Recoveries.....1 at Wake Forest, 2019
Interceptions.....1 at Wake Forest, 2019
Pass Breakups.....1 vs. Florida State, 2018
Punt Block.....1 vs. Wake Forest, 2018



TUTU ATWELL

WIDE RECEIVER

So. • 5-9 • 153

Miami, Fla.
(Northwestern)

1

SOPHOMORE (2019): Caught five passes for 47 yards against Notre Dame ... had two receptions, including a 50-yard touchdown in the win over Eastern Kentucky ... caught five passes for 145 yards and three touchdowns against Western Kentucky, the first Louisville player with three TD receptions since 2015 ... had five catches for 69 yards and a nine-yard score at Florida State...tied a career high with eight receptions for 110 yards against Boston College ... caught seven passes for 85 yards and a score at Wake Forest.

FRESHMAN (2018): Appeared in all 12 games at wide receiver ... finished fourth on the team with 24 receptions for 406 yards and two scores ... led the team with a 16.9 per catch average ... made collegiate debut at wide receiver against Alabama ... caught his first pass — a 30-yard reception versus the Crimson Tide ... caught a season-best two passes for 17 yards in the win over Indiana State ... caught one pass for nine yards in the road loss to Virginia ... recorded two receptions for 53 yards versus Florida State, including a personal best 53-yard reception ... caught four passes for 79 yards and two touchdowns in a loss to Georgia Tech ... scored on a pair of 29-yard touchdown passes from Jawon Pass and Jordan Travis ... caught eight passes for 132 yards versus Wake Forest, setting a Louisville record for most receiving yards in a game by a true freshman ... caught two passes for 44 yards against Clemson ... caught single passes versus Syracuse and NC State.

CAREER STATISTICS

		Rushing					Receiving				
Yr	G/S	Att	Yds	Avg	TD	LG	Rec	Yds	Avg	TD	LG
2018	12/2	1	-5	-5.0	0	0	24	406	16.9	2	53
2019	6/6	2	17	8.5	0	11	32	509	15.9	6	62
Total	**18/8**	**3**	**12**	**4.0**	**0**	**11**	**56**	**915**	**16.3**	**8**	**62**

CAREER HIGHS

Receptions.....8 (two times); last vs. Boston College, 2019
Receiving Yards.....141 vs. Western Kentucky, 2019
Long Reception.....62 vs. Western Kentucky, 2019
Touchdowns.....3 vs. Western Kentucky, 2019

C.J. AVERY

INSIDE LINEBACKER

Jr. • 5-11 • 221

Grenada, Miss.
(Grenada)

9

JUNIOR (2019): Recorded six tackles against Notre Dame ... tallied seven stops versus Eastern Kentucky ... had three tackles and a breakup against Western Kentucky ... tallied nine tackles with a sack at Florida State ... totaled five stops versus Boston College ... notched season-best 13 tackles at Wake Forest.

SOPHOMORE (2018): Second on the team in tackles with 56 ... appeared in nine games, making eight starts ... led the team with two interceptions ... totaled five tackles in his first career start at linebacker in a loss to Alabama ... credited with four tackles in the 31-7 win over Indiana State ... totaled four tackles and a sack versus Western Kentucky ... registered his first career interception on the second series of the game, returning it 25 yards ... missed Virginia and Florida State games with an injury ... registered a career high 15 tackles in a loss to Boston College ... credited with seven tackles versus Wake Forest ... totaled five stops against Clemson ... recorded four tackles versus Syracuse and five against NC State ... tallied seven tackles and one interception versus Kentucky.

FRESHMAN (2017): Appeared in all 13 games, with his first collegiate start coming versus Kent State ... totaled 22 tackles and recovered one fumble as a true freshman ... made collegiate debut in the secondary and on special teams versus Purdue, recording one solo tackle ... totaled a tackle versus North Carolina ... credited with three stops versus nationally ranked Clemson ... totaled a career-high six tackles and recovered a fumble in his first collegiate start against Kent State ... registered three tackles and assisted on a tackle for loss at NC State ... credited with a career-best seven tackles against Syracuse.

CAREER STATISTICS

Yr	G/S	S	A	T	TFL	QBH	SK	FR	FF	Int	PB
2017	13/1	10	12	22	0.5-1	0	0-0	1-4	0	0-0	0
2018	9/8	33	23	56	2.5-8	0	0.5-1	1-0	1	2-28	2
2019	6/6	29	14	43	2.5-4	1	1-3	0-0	0	0-0	2
Total	**28/15**	**72**	**49**	**121**	**5.5-13**	**1**	**1.5-4**	**2-4**	**1**	**2-28**	**4**

CAREER HIGHS

Tackles.....15 at Boston College, 2018
Tackles for Loss.....1 (four times); last at Florida State, 2019
Sacks.....1 at Florida State, 2019
Quarterback Hurries.....1 vs. Eastern Kentucky, 2019
Fumble Recoveries.....1 (two times); last at Syracuse, 2018
Return Yardage.....4 vs. Kent State, 2017
Forced Fumbles.....1 at Syracuse, 2018
Interceptions.....1 (two times); last vs. Kentucky, 2018
Return Yardage.....25 vs. Western Kentucky, 2018
Pass Breakups.....1 (four times); last at Wake Forest, 2019



MEKHI BECTON

OFFENSIVE LINE

Jr. • 6-7 • 369

Highland Springs, Va.
(Highland Springs)

73

JUNIOR (2019): Started at left tackle against Notre Dame, grading out at 80% with four knockdowns ... graded out at 89% with eight knockdowns and zero missed assignments while helping the Cardinals to 322 rushing yards (8.5 yards per carry) and no sacks against Eastern Kentucky ... finished with an 86% grade and seven knockdowns at Florida State ...named ACC Offensive Lineman of the Week after grading out at 88 % with eight knockdowns against Boston College.

SOPHOMORE (2018): Started all 13 games at offensive tackle ... scored on a one-yard touchdown run on the first play of the fourth quarter against Indiana State.

FRESHMAN (2018): Started all 10 games he appeared in ... guided an offense that finished third nationally ... averaged 245.1 yards on the ground.



ROBBIE BELL

OFFENSIVE LINE

R-Jr. • 6-5 • 294

Hoschton, Ga.
(Mill Creek)

75

JUNIOR (2019): Started at right guard against Notre Dame with a grade of 79% and a knockdown ... graded at 80% with three knockdowns against Eastern Kentucky ... played only six snaps versus Boston College

SOPHOMORE (2018): Saw action in one game ... played center versus Georgia Tech.

FRESHMAN (2017): Started all 13 games at the center position ... named to the all-ACC Academic team ... made a start at center versus Purdue in his first collegiate game ... guided an offense that finished third nationally ... averaged 245.1 yards on the ground.

2016: Redshirted.



COLE BENTLEY

OFFENSIVE LINE

Jr. • 6-3 • 313

Belfry, Ky.
(Belfry)

66

JUNIOR (2019): Played against Notre Dame, tallying two knockdowns and a 79% grade ... finished with five knockdowns against Western Kentucky ... made his first start of the season at center at Florida State.

SOPHOMORE (2018): Made his first career start at center in a loss to Alabama ... started at guard in the win over Indiana State ... started at guard against Indiana State and Western Kentucky.

FRESHMAN (2017): Played in seven games, making three starts ... team averaged 594.0 yards per game in his three starts versus Virginia, Syracuse and Kentucky ... rushed for an average of 351.7 yards per game in those three starts.



ADONIS BOONE

OFFENSIVE LINE

So. • 6-5 • 298

Daytona Beach, Fla.
(Mainland)

74

SOPHOMORE (2019): Saw action against Eastern Kentucky ... played 74 snaps at guard and graded out at 77% against Boston College.

FRESHMAN (2018): Played in four games … appeared in the backfield on fourth down to assist in Dae Williams' rushing touchdown.



RENATO BROWN

OFFENSIVE LINE

Fr. • 6-4 • 330

West Palm Beach, Fla.
(Palm Beach Central)

56

FRESHMAN (2019): Saw first collegiate action against Notre Dame.



MAURICE BURKLEY

RUNNING BACK

R-So. • 5-9 • 206

Naperville, Ill.
(Metea Valley)

36

SOPHOMORE (2019): Saw action against Notre Dame ... notched 20 yards on three carries versus Eastern Kentucky.

FRESHMAN (2018): Made an appearance in all 12 games ... consistent contributor on special teams ... recorded one tackle.
2017: Redshirted

CAREER STATISTICS

		Rushing					Receiving				
Yr	G/S	Att	Yds	Avg	TD	LG	Rec	Yds	Avg	TD	LG
2019	4/0	4	21	5.2	0	12	0	0	0	0	0

CAREER HIGHS

Rushes.....3 vs. Eastern Kentucky, 2019
Rushing Yards.....20 vs. Eastern Kentucky, 2019

RODJAY BURNS

OUTSIDE LINEBACKER

R-Jr. • 6-0 • 197

Louisville, Ky.
(Trinity/Ohio State)

10

JUNIOR (2019): Recorded six solo tackles, including a sack against Notre Dame ... Tallied seven tackles, two for loss and a sack versus Eastern Kentucky ... returned a fumble 30 yards for a touchdown against Western Kentucky ... finished with five tackles, one for loss, and a pass breakup at Florida State ... tallied three stops against Boston College ... had a career-best 16 tackles, forced a fumble and picked off a pass at Wake Forest.

SOPHOMORE (2018): Appeared in 10 games, making nine starts ... totaled 38 tackles and one interception ... averaged 15.2 yards a punt return — the second-best mark in school history ... recorded four tackles against Alabama in his first game at Louisville ... made his first start at cornerback in the win over Indiana State ... totaled a career-high five tackles and a pair of tackles for loss versus the Sycamores ... put the Cardinals on the board with a 55-yard punt return for a touchdown on his first career attempt ... totaled two tackles and had a punt return of 36 yards versus Western Kentucky ... credited with four tackles against Virginia ... intercepted his first career pass and returned it 34 yards to the Virginia three-yard line ... totaled one tackle versus Florida State ... recorded three tackles versus Georgia Tech ... tallied a season best eight tackles versus Boston College .... credited with six tackles versus Wake Forest and three at Clemson.

OHIO STATE: Appeared in seven games at Ohio State ... returned an interception for touchdown versus Bowling Green ... tallied one tackle as a reserve defensive back.

CAREER STATISTICS

Yr	G/S	S	A	T	TFL	QBH	SK	FR	FF	Int	PB
2016*	7/0	1	0	1	0-0	0	0-0	0-0	0	1-75	0
2018	11/9	22	16	38	1.5-4	0	0-0	0-0	0	1-34	0
2019	6/6	28	12	40	6-26	1	2-15	1-30	1	1-4	1
Total	**24/15**	**51**	**28**	**79**	**7.5-30**	**1**	**2-15**	**1-30**	**1**	**3-113**	**1**

*Ohio State

	Kick Return				Punt Return			
Yr	Att	Yds	TD	LG	Att	Yds	TD	LG
2018	3	35	0	24	13	197	1	55
2019	0	0	0	0	8	44	0	12
Total	**3**	**35**	**0**	**24**	**21**	**241**	**1**	**55**

CAREER HIGHS

Tackles.....16 at Wake Forest, 2019
Tackles for Loss.....2 (two times); last at Wake Forest, 2019
Sacks.....1.0 (two times); last vs. Eastern Kentucky, 2019
Forced Fumbles.....1 at Wake Forest, 2019
Fumble Recoveries.....1 vs. Western Kentucky, 2019
Fumble Touchdown.....1 vs. Western Kentucky, 2019
Interceptions.....1 (three times); last at Wake Forest, 2019
Return Yardage.....75 vs. Bowling Green, 2016
Interception Touchdown.....1 vs. Bowling Green, 2016
Pass Breakups.....1 at Florida State, 2019
Kick Return Yards.....35 vs. Alabama, 2018
Punt Return Yards.....86 vs. Indiana State, 2018
Punt Return Touchdown.....1 vs. Indiana State, 2018



AMONTE CABAN

DEFENSIVE LINE

R-Sr. • 6-1 • 256

Smiths, Ala.
(Smiths Station)

53

SENIOR (2019): Recorded three tackles and a quarterback hurry against Notre Dame ... made four tackles, with two hurries and a forced fumble against Western Kentucky ... had five stops, including one for loss, at Florida State ... credited with two tackles versus Boston College ... tallied three tackles, assisting on a tackle for loss at Wake Forest.

JUNIOR (2018): Appeared in all 12 games, making a pair of starts ... registered 50 tackles and 7.0 tackles for loss ... credited with three tackles in his first career start in the loss to Alabama ... notched a career high five tackles versus Indiana State ... credited with a pair of tackles against Western Kentucky ... registered five tackles and assisted on tackle for loss in a road loss to Virginia ... totaled one tackle versus Florida State ... posted a career-best seven tackles versus Georgia Tech.

SOPHOMORE (2017): Appeared in 10 games as a reserve linebacker ... totaled a career-best eight tackles ... totaled a career-high two stops against Kent State ... tallied single tackles in six games.

FRESHMAN (2016): Earned valuable playing time as a reserve linebacker and on special teams ... has appeared in 13 games on special teams and as a reserve linebacker ... credited with one tackle versus Syracuse ... notched one assisted tackle against Marshall ... tallied one stop versus Boston College.

2015: Redshirted.

CAREER STATISTICS

Yr	G/S	S	A	T	TFL	QBH	SK	FR	FF	Int	PB
2016	13/0	1	2	3	0-0	0	0-0	0-0	0	0-0	0
2017	10/0	6	2	8	0-0	0	0-0	0-0	0	0-0	0
2018	12/3	31	19	50	7-22	1	2-14	1-30	0	0-0	0
2019	6/5	8	10	18	2.5-5	3	0-0	0-0	1	0-0	0
Total	**41/8**	**46**	**33**	**79**	**9.5-27**	**4**	**2-14**	**1-30**	**1**	**0-0**	**0**

CAREER HIGHS

Tackles.....7 (two times); last vs. Kentucky, 2018
Tackles for Loss.....2.0 vs. Wake Forest, 2018
Quarterback Hurries....1 (two times); last vs. Notre Dame, 2019
Sacks.....1.0 (two times); last vs. Wake Forest, 2018
Forced Fumbles.....1 vs. Western Kentucky, 2019
Fumble Recoveries.....1 at Clemson, 2018
Return Yardage.....30 at Clemson, 2018

CALEB CHANDLER

OFFENSIVE LINE

R-So. • 6-4 • 297

Jefferson, Ga.
(Jefferson)

55

SOPHOMORE (2019): Started at left guard against Notre Dame, grading at 68% with three knockdowns ... Finished with an 80% grade and a knockdown versus Eastern Kentucky.

FRESHMAN (2018): Appeared in six games ... started games versus Clemson, Syracuse and NC State ... first start came in a loss at Clemson.

2017: Played in two games ... saw first collegiate action versus Kent State and Murray State.

MARLON CHARACTER

DEFENSIVE LINE

Jr. • 6-1 • 195

Atlanta, Ga.
(Grady/Northwest Mississippi CC)

12

JUNIOR (2019): Made a pair of tackles against Eastern Kentucky ... finished with two tackles at Florida State... totaled two tackles versus Boston College.

SOPHOMORE (2018): Appeared in 11 games, notching 16 tackles … made his Louisville debut with two tackles against Indiana State … recorded three tackles in the win over Western Kentucky … had two tackles against Boston College, Wake Forest and Kentucky … finished with a season high four stops versus NC State.

NORTHWEST MISSISSIPPI (2017): Rated the No. 1 JUCO safety … appeared in 10 games, making four starts … closed the year with 28 tackles and one interception … led the squad with seven pass break-ups … blocked a pair of kicks … credited with a season-high seven tackles versus East Mississippi … totaled five stops versus Itawamba.

CAREER STATISTICS

Yr	G/S	S	A	T	TFL	QBH	SK	FR	FF	Int	PB
2018	11/0	8	8	16	0-0	0	0-0	0-0	0	0-0	0
2019	5/0	6	1	7	0-0	0	0-0	0-0	0	0-0	0
Total	**15/0**	**14**	**9**	**23**	**0-0**	**0**	**0-0**	**0-0**	**0**	**0-0**	**0**

CAREER HIGHS

Tackles.....4 vs. NC State, 2018

MALIK CLARK

DEFENSIVE LINE

R-So. • 6-2 • 273

Milledgeville, Ga.
(Baldwin)

92

SOPHOMORE (2019): Appeared against Notre Dame ... assisted on a stop versus Eastern Kentucky ... finished with two tackles for loss against Western Kentucky ... tallied three tackles at Wake Forest.

FRESHMAN (2018): Appeared in seven games off the bench ... recorded three tackles and a pair of tackles for loss ... recorded single tackles versus Boston College, Wake Forest and Syracuse ... tallied tackles for loss versus Boston College and Syracuse ... made his debut at defensive end against Alabama.

2017: Redshirted.

CAREER STATISTICS

Yr	G/S	S	A	T	TFL	QBH	SK	FR	FF	Int	PB
2018	9/0	3	0	3	2-2	0	0-0	0-0	0	0-0	0
2019	6/0	4	2	6	2-5	0	0-0	0-0	0	0-0	0
Total	**15/0**	**7**	**2**	**9**	**4-7**	**0**	**0-0**	**0-0**	**0**	**0-0**	**0**

CAREER HIGHS

Tackles ..... 3 at Wake Forest, 2019
Tackles for Loss ..... 2.0 vs. Western Kentucky, 2019

EVAN CONLEY

QUARTERBACK

Fr. • 6-2 • 207

Marietta, Ga.
(Kell)

6

FRESHMAN (2019): Saw his first action against Western Kentucky, connecting on a 62-yard touchdown pass to Tutu Atwell ... finished 10-of-16 for 140 yards and a touchdown against Boston College ... threw for 196 yards and two scores and rushed for 79 yards and a touchdown at Wake Forest.

CAREER STATISTICS

PASSING

Yr	G/S	Comp	Att	Int	Yds	TD	Pct	LG
2019	3/0	24	37	1	422	4	64.9	62

RUSHING

Yr	G/S	Att	Yds	Avg	TD	LG
2019	3/0	10	84	8.4	1	41

CAREER HIGHS

Completions ..... 12 at Wake Forest, 2019
Attempts ..... 18 at Wake Forest, 2019
Passing Yards ..... 196 at Wake Forest, 2019
Long Pass ..... 62 vs. Western Kentucky, 2019
Touchdowns (Passing) ..... 2 at Wake Forest, 2019
Rushes ..... 7 at Wake Forest, 2019
Rushing Yards ..... 79 at Wake Forest, 2019
Long Rush ..... 41 at Wake Forest, 2019
Touchdowns (Rushing) ..... 1 at Wake Forest, 2019



BLANTON CREQUE

KICKER

R-Sr. • 5-11 • 190

Shelbyville, Ky.
(Collins)

45

SENIOR (2019): Connected from 42 yards on his only field goal attempt against Notre Dame and was 2-for-2 on PATs ... 5-for-5 on PATs and made a 43-yard field goal against Western Kentucky ... made his only attempt from 30 yards at Florida State ... booted a 41-yard field goal with 1:02 remaining to put the Cardinals ahead of Boston College 41-39 ... connected on 2-of-3 field goals ... matched his career-high with 14 points at Wake Forest.

JUNIOR (2018): Kicked in all 12 contests ... finished 10-of-12 on field goals ... connected on 27-of-30 extra points ... Booted a 43-yard field goal to put the Cardinals ahead 24-7 with 9:43 left in the win over Indiana State ... kicked a pair of 23-yard field goals in the win over Western Kentucky ... booted a 20-yard field goal for the team's only points in a 27-3 loss at Virginia ... kicked a 42-yard field in the loss to Florida State ... kicked a 46-yard field goal as time expired before the half against Georgia Tech ... connected on a 25-yard field goal at Clemson and a 32-yarder versus Kentucky.

SOPHOMORE (2017): Earned honorable mention all-ACC honors ... connected on 14-straight field goals before suffering a miss at Florida State ... blasted 17-of-20 field goal attempts, the third-most in school history ... totaled 109 points scored — the fourth-best total by a kicker ... closed the year second in the ACC and 14th nationally in field goal percentage ... averaged 1.31 field goals per game ... connected on field goals (23, 32, 30) in 35-28 win over Purdue in the season opener ... went 2-for-2 versus North Carolina ... hit a career-long of 48 yards at NC State ... drilled three field goals on the road at Kentucky.

FRESHMAN (2016): Booted 16-of-19 field goals ... has showed range from 47 yards .. ranked third in the ACC in field goal percentage at 84.2 percent ... connected on his first career field goal, hitting from 39 yards out ... was 8-for-8 on PATs in the win over Charlotte ... was a perfect 3-for-3 in the loss to Clemson ... drilled field goals from 26, 21 and 28 yards ... tied a school record by going 4-for-4 on field goals in a win over NC State ... connected on his only attempt — hitting from 32 yards in a win over Virginia ... drilled a 28-yard field goal versus Wake Forest ... connected on a 26-yard field goal against Houston ... kicked three field goals, including a career-long 47-yard field goal in the Citrus Bowl loss to LSU.

2015: Redshirted.

CAREER STATISTICS

Yr	G	FGM-A	FG%	LG	PAT	PAT%	Pts
2016	13	16-19	.842	47	39-40	.975	87
2017	13	17-20	.850	48	58-59	.983	109
2018	12	10-12	.833	46	27-30	1.000	57
2019	6	7-9	.778	43	29-29	1.000	50
Total	**44**	**50-60**	**.833**	**48**	**154-159**	**.969**	**303**

FIELD GOAL BREAKDOWN

Yr	11-29	30-39	40-49	50+
2016	10-10	5-6	1-3	0-0
2017	4-4	9-11	4-5	0-0
2018	4-4	3-4	3-3	0-1
2019	0-0	4-4	3-5	0-0
Total	**18-18**	**21-25**	**11-16**	**0-1**

KICKOFFS

Yr	No	Yds	Avg	TB	OB
2016	59	3,536	59.9	8	2
2017	84	5,085	60.5	22	3
2018	44	2,555	58.1	10	0
2019	41	2,423	59.1	9	1
Total	**228**	**13,599**	**59.6**	**45**	**6**

CAREER HIGHS

Kickoffs ..... 10 at Wake Forest, 2019
Kickoff Yards ..... 607 at Wake Forest, 2019
Kickoff Average ..... 66.0 vs. Kentucky, 2018
Field Goals Made ..... 4 vs. NC State, 2016
Field Goal Attempts ..... 4 vs. NC State, 2016
Long Field Goal ..... 48 at NC State, 2017
PAT Made ..... 8 (three times); last at Wake Forest, 2019
PAT Attempts ..... 8 (three times); last at Wake Forest, 2019
Points ..... 14 (three times); last at Wake Forest, 2019



MALIK CUNNINGHAM

QUARTERBACK

R-So. • 6-1 • 192

Montgomery, Ala.
(Park Crossing)

3

SOPHOMORE (2019): Rushed for 73 yards, including a 38-yard touchdown against Eastern Kentucky ... passed for 119 yards and two scores versus Western Kentucky ... passed for 286 yards and set career highs for completions (16) and attempts (27) and matched his career-best with two touchdowns through the air in addition to one on the ground at Florida State ... passed for a career best 288 yards and a touchdown against Boston College ... threw two first half touchdowns at Wake Forest.

FRESHMAN (2018): Appeared in 10 games, making three starts ... led the team in rushing with 497 yards and five touchdowns ... passed for 473 yards and one score ... made his debut in the second half versus Indiana State ... spearheaded four scoring drives — three touchdowns and a field goal ... finished with 12 carries for 54 yards and a one-yard touchdown ... completed 6-of-7 passes for 75 yards, including a 34-yard touchdown pass to Jaylen Smith ... came off the bench to complete 10-of-18 passes for 88 yards ... became the fourth quarterback in school history to rush for 100 yards, running for 129 yards on 21 carries versus Western Kentucky ... made his first start against Virginia ... completed 6-of-9 throws for 35 yards and an interception, while finishing as the team's leading rusher with 10 carries for 26 yards ... came off the bench for an 11-yard run versus Georgia Tech ... entered the game in the second half at Clemson, rushing for a touchdown and completing 5-of-10 passes for 121 yards ... rushed six times for 64 yards, including a 61-yard run ... posted his second 100-yard rushing game, running for 100 yards and one touchdown in a loss to NC State ... completed 8-of-14 throws for 90 yards ... started against Kentucky, rushing for 89 yards and one touchdown.

2017: Redshirted.

CAREER STATISTICS

PASSING

Yr	G/S	Comp	Att	Int	Yds	TD	Pct	LG
2018	10/3	40	67	1	473	1	59.7	41
2019	5/4	44	66	1	820	7	66.7	77
Total	**15/7**	**84**	**133**	**2**	**1,293**	**8**	**63.2**	**77**

RUSHING

Yr	G/S	Att	Yds	Avg	TD	LG
2018	10/3	79	497	6.3	5	75
2019	5/4	47	226	4.8	3	38
Total	**15/7**	**126**	**723**	**5.7**	**8**	**75**

CAREER HIGHS

Completions ..... 16 at Florida State, 2019
Attempts ..... 27 at Florida State, 2019
Passing Yards ..... 286 at Florida State, 2019
Long Pass ..... 74 at Florida State, 2019
Touchdowns (Passing) .. 2 (three times) last at Wake Forest, 2019
Rushes ..... 21 vs. Western Kentucky, 2018
Rushing Yards ..... 129 vs. Western Kentucky, 2018
Long Rush ..... 75 vs. Kentucky, 2018
Touchdowns (Rushing) .. 1 (seven times); last at Florida St., 2019

JORDAN DAVIS

TIGHT END

R-Sr. • 6-4 • 255

Clear Lake, Texas
(Clear Lake/Texas A&M)

85

SENIOR (2019): Made his first appearance against Western Kentucky ... caught a pass for 18 yards at Florida State.

JUNIOR (2018): Made an appearance in 10 games, making one start ... started in the loss to Syracuse ... caught two passes for 23 yards on the season ... caught one pass for 17 yards versus Wake Forest ... grabbed one pass in a start at Syracuse.

SOPHOMORE (2017): Appeared in 11 games, making one start ... caught four passes for 88 yards and one touchdown ... averaged 22.0 yards per catch ... made his UofL debut versus Purdue, catching a 3-yard touchdown pass for the first score of the season ... caught a career-long 69-yard pass on the first play of the game in a 42-3 win over Kent State ... recorded one reception for 10 yards versus Murray State.

2016: Redshirted after transferring from Texas A&M.

TEXAS A&M (2015): Saw action in 11 games for Texas A&M, catching two passes for seven yards ... first catch of his career was a 3-yard touchdown snag in the Aggie's home-opener against Ball State.

CAREER STATISTICS

		Rushing					Receiving				
Yr	G/S	Att	Yds	Avg	TD	LG	Rec	Yds	Avg	TD	LG
2015*	11/0	0	0	0	0	0	2	7	3.5	1	4
2017	11/1	0	0	0	0	0	4	88	22.0	1	69
2018	10/1	0	0	0	0	0	2	23	11.5	0	17
2019	4/0	0	0	0	0	0	1	18	18.0	0	0
Total	**36/2**	**0**	**0**	**0**	**0**	**0**	**9**	**136**	**15.1**	**2**	**69**

*** at Texas A&M**

CAREER HIGHS

Receptions ..... 1 (nine times); last at Florida State, 2019
Receiving Yards ..... 69 vs. Kent State, 2017
Long Reception ..... 69 vs. Kent State, 2017
Touchdowns ..... 1 (two times); last vs. Kent State, 2017



SETH DAWKINS

WIDE RECEIVER

Sr. • 6-3 • 218

Columbus, Ohio
(Franklin Heights)

5

SENIOR (2019): Caught one pass for 18 yards against Notre Dame ... made three catches for 21 yards versus Western Kentucky ... Caught six passes for a career high 170 yards and a score versus Boston College ... recorded a career long 77-yard reception ... finished with 68 yards on three catches, including a 55-yard touchdown at Wake Forest.

JUNIOR (2018): Played in 10 games, with six starts ... finished the season with 25 catches for 329 yards and one touchdown ... caught a pass in all 11 games that he's appeared in ... averaged 13.2 yards a reception ... opened the season with three receptions for 68 yards in the loss to Alabama ... recorded a team-high 47-yard reception against the Crimson Tide ... recorded two receptions for 12 yards against Indiana State ... caught one pass for 16 yards in the win over Western Kentucky ... caught one pass for six yards against Virginia ... recorded two receptions for 21 yards against Georgia Tech ... grabbed five receptions for 49 yards and one touchdown versus Wake Forest ... recorded three receptions for 38 yards, including a 27-yard catch against Clemson.

SOPHOMORE (2017): Played in 12 games, recording 10 starts ... closed the season with 42 receptions for 642 yards and four scores ... averaged 15.3 yards a reception ... recorded three or more receptions in 10 games ... caught a pass in all 12 games ... opened the season with a four-catch, 56-yard performance in the season-opening win over Purdue ... caught three passes for 45 yards in a road win versus North Carolina ... hauled in four passes for 28 yards against nationally ranked Clemson ... grabbed four catches for 75 yards and one touchdown in a 42-3 win over Kent State ... scored on a 32-yard pass versus Kent State ... set career-high with five receptions for 133 yards and one touchdown at NC State ... had a career-long 65-yard reception ... also his lone reception versus Florida State was a 26-yard touchdown pass to tie the score at 14-14 ... tied a career-high with five receptions for 65 yards in a loss at Wake Forest ... put the Cardinals up 17-7 with a 14-yard touchdown catch against Virginia — tying a career-best with five receptions for 55 yards ... tallied three receptions for 60 yards in a win over Syracuse ... ended the year with three catches for 38 yards in the TaxSlayer Bowl loss to Mississippi State.

FRESHMAN (2016): Appeared in 12 games, making a pair of starts ... recorded starts versus NC State and Kentucky ... caught 11 passes for 191 yards and one score ... averaged 19.4 yards per catch ... 21.6 yards as a kick returner .. made his collegiate debut ... his first collegiate reception was a 13-yard touchdown versus Charlotte ... returned three kicks for 65 yards ... returned four kicks for 73 yards against Syracuse ... rushed once for four yards ... grabbed a career-long 53-yard reception against Duke ... made his first career start versus NC State ... recorded one reception for 10 yards ... returned a kick for a career-best 30 yards .. caught one pass for 16 yards versus Virginia ... tallied one reception for 14 yards and a kick return for 23 versus Boston College ... tallied a career-high three receptions for 49 yards versus Houston ... caught one pass for 20 yards versus Kentucky ... recorded two receptions for 16 yards in the Citrus Bowl loss to LSU.

CAREER STATISTICS

		Rushing					Receiving				
Yr	G/S	Att	Yds	Avg	TD	LG	Rec	Yds	Avg	TD	LG
2016	12/2	1	4	4.0	0	4	11	191	17.4	1	53
2017	12/10	0	0	0	0	0	42	642	15.3	4	65
2018	10/6	0	0	0	0	0	25	329	13.2	1	47
2019	6/5	0	0	0	0	0	13	277	21.3	2	77
Total	**38/21**	**1**	**4**	**4.0**	**0**	**4**	**91**	**1,439**	**15.8**	**8**	**77**

	Kick Return				Punt Return			
Yr	Att	Yds	TD	LG	Att	Yds	TD	LG
2016	14	306	0	30	0	0	0	0
2017	12	255	0	43	0	0	0	0
Total	**26**	**561**	**0**	**43**	**0**	**0**	**0**	**0**

CAREER HIGHS

Receptions ..... 5 (four times); last vs. Wake Forest, 2018
Receiving Yards ..... 170 Boston College, 2019
Long Reception ..... 65 at NC State, 2017
Touchdowns ..... 1 (eight times); last at Wake Forest, 2019
Rushes ..... 1 at Marshall, 2016
Rushing Yards ..... 4 at Marshall, 2016
Long Rush ..... 4 at Marshall, 2016
Kick Return Yards ..... 105 vs. Clemson, 2017



DEREK DORSEY

DEFENSIVE LINE

R-Jr. • 6-3 • 265

Louisville, Ky.
(Manual)

91

JUNIOR (2019): Saw action against Notre Dame, Eastern Kentucky and Florida State.

SOPHOMORE (2018): Made an appearance in 12 games, eight as a starter ... finished the year with a career high 22 tackles ... credited with 1.5 tackles for loss and 0.5 sacks ... totaled two tackles in the season opener versus Alabama ... recorded a career-high five tackles and a pair of tackles for loss in his first career start against Indiana State ... registered a pair of tackles versus Western Kentucky ... credited with three tackles in the loss to Georgia Tech ... totaled three tackles versus Syracuse and Kentucky ... assisted on his first career sack against Kentucky.

FRESHMAN (2017): Appeared in 11 games as a reserve defensive lineman ... recorded eight tackles ... Made his collegiate debut versus Purdue — without recording any statistics. totaled a career-high four tackles in a 42-3 win over Kent State ... totaled two stops in a home win over Syracuse.

2016: Redshirted.

CAREER STATISTICS

Yr	G/S	S	A	T	TFL	QBH	SK	FR	FF	Int	PB
2017	11/0	2	6	8	0-0	1	0-0	0-0	0	0-0	0
2018	12/8	12	10	22	1.5-4	2	0.5-1	0-0	0	0-0	0
2019	4/0	0	0	0	0-0	0	0-0	0-0	0	0-0	0
Total	**27/8**	**14**	**16**	**30**	**1.5-4**	**3**	**0.5-1**	**0-0**	**0**	**0-0**	**0**

CAREER HIGHS

Tackles ..... 5 vs. Indiana State, 2018
Tackles for Loss ..... 1.0 vs. Indiana State, 2018
Quarterback Hurries ..... 2 vs. Florida State, 2018
Sacks ..... 0.5 vs. Kentucky, 2018



ZACH EDWARDS

INSIDE LINEBACKER

Fr. • 6-3 • 230

Starkville, Miss.
(Starkville)

31

FRESHMAN (2019): Saw his first collegiate action against Eastern Kentucky ... made his first career tackle at Wake Forest.

HIGH SCHOOL: Standout defensive player for Chris Jones at Starkville High ... played both linebacker and rush defensive end ... three-year starter ... voted a defensive captain in his junior and senior seasons ... three-star linebacker by 247 Sports and Rivals ... named to the first team all-USA Mississippi football team ... led Starkville to a runner-up finish to Pearl in the Mississippi High School Activities Association (MHSAA) Class 6A State championship game ... was a first-team All-State section in Class 6-A as a senior ... collected 62 tackles for a loss, 20 sacks and a total of 204 tackles over his last two seasons.

DORIAN ETHERIDGE

INSIDE LINEBACKER

Jr. • 6-3 • 231

Charleston, W. Va.
(Capital)

17

JUNIOR (2019): Recorded three tackles, with a fumble recovery and quarterback hurry against Notre Dame ... tallied seven stops, one for a loss, versus Eastern Kentucky ... had a tackle for loss and a pass breakup against Western Kentucky ... made seven tackles with a sack at Florida State ... finished with eight stops and a quarterback hurry at Wake Forest.

SOPHOMORE (2018): Started 10 games at linebacker, missing two due to injury ... totaled 55 tackles and 4.0 tackles for loss ... registered five games with six or more tackles ... credited with four tackles in the season opener versus Alabama ... totaled four tackles and one tackle for loss before leaving the game with an injury against Indiana State ... missed the Western Kentucky and Virginia games ... returned to action versus Florida State, leading the team with eight tackles and one tackle for loss ... totaled seven tackles versus Georgia Tech ... credited with a season-best 11 tackles in a loss at Boston College ... totaled eight stops and a tackle for loss versus Wake Forest ... credited with three tackles against Clemson ... notched six tackles and 1.5 tackles for loss against NC State.

FRESHMAN (2017): Started all 13 games at linebacker ... named a Freshman All-American by ESPN ... led the team in tackles with 83 — the first true freshman to lead the squad ... totaled two tackles in his first collegiate game versus Purdue ... started at linebacker against North Carolina and registered eight tackles ... credited with nine stops and pair of tackles for loss versus Kent State ... totaled six tackles in a loss to NC State ... recorded a career-best 14 tackles in a loss to Boston College ... registered his second double-digit tackles game with 11 tackles versus Syracuse ... notched eight tackles in the regular season win at Kentucky ... totaled six stops in the TaxSlayer Bowl loss to Mississippi State.

CAREER STATISTICS

Yr	G/S	S	A	T	TFL	QBH	SK	FR	FF	Int	PB
2017	13/13	40	43	83	3-4	0	0-0	1-0	0	0-0	2
2018	10/10	32	23	55	4-10	0	0.5-4	2-0	0	0-0	4
2019	6/6	17	14	31	3.5-10	2	1-4	1-0	0	0-0	1
Total	**27/27**	**89**	**80**	**169**	**10.5-24**	**2**	**1.5-8**	**4-0**	**0**	**0-0**	**7**

CAREER HIGHS

Tackles ..... 14 vs. Boston College, 2017
Tackles for Loss ..... 2.0 vs. Kent State, 2017
Sacks ..... 1 at Florida State, 2019
Quarterback Hurries .... 1 (two times); last at Wake Forest, 2019
Fumble Recoveries ..... 1 (four times); last vs. Notre Dame, 2019
Pass Breakups ..... 1 (seven times); last vs. W. Kentucky, 2019



JACK FAGOT

DEFENSIVE BACK

R-So. • 6-0 • 190

Lexington, Ky.
(Lexington Catholic)

38

SOPHOMORE (2019): Recorded a tackle against Notre Dame ... finished with three tackles versus Western Kentucky ... credited with three tackles against Boston College ... made two tackles at Wake Forest.

FRESHMAN (2018): Appeared in seven games on special teams.

2017: Redshirted.

CAREER STATISTICS

Yr	G/S	S	A	T	TFL	QBH	SK	FR	FF	Int	PB
2018	7/0	0	0	0	0-0	0	0-0	0	0-0	0	0
2019	5/0	5	5	10	0-0	0	0-0	0	0-0	0	0
Total	**12/0**	**5**	**5**	**10**	**0-0**	**0**	**0-0**	**0**	**0-0**	**0**	**0**

CAREER HIGHS

Tackles ..... 3 vs. BC'; Western Kentucky, 2019

DEZ FITZPATRICK

WIDE RECEIVER

R-Jr. • 6-2 • 204

Farmington Hills, Mich.
(Waterford Mott)

7

JUNIOR (2019): Caught one pass for 10 yards against Notre Dame ... had three catches for 32 yards and a score against Eastern Kentucky ... caught seven passes for 133 yards, including a career-long 74-yard touchdown at Florida State ... Grabbed five passes for 108 yards and a touchdown versus Boston College ... totaled five receptions for 125 yards and two touchdowns at Wake Forest.

SOPHOMORE (2018): Second on the team with 31 receptions for 422 yards and three touchdowns ... averaged 13.6 yards a reception ... notched three receptions for 40 yards in the loss to Alabama ... caught two passes for 21 yards in the 20-17 win over Western Kentucky ... led the team with five receptions for 62 yards in the loss to Virginia, including an 18-yard reception ... caught four passes for 45 yards and a score versus Florida State ... scored on a three-yard reception with 10 seconds remaining in the second quarter ... recorded four receptions for 58 yards, including a 42-yard touchdown reception versus Georgia Tech ... grabbed four receptions for 50 yards against Boston College ... caught two passes for 16 yards against Wake Forest and three for 59 against Clemson ... scored on a 13-yard touchdown throw from Jawon Pass versus Syracuse ... caught one pass in losses to NC State and Kentucky.

FRESHMAN (2017): Made an appearance in all 13 games, with eight starts ... finished second on the team with 45 catches for 699 yards and a team-best nine touchdown catches (tied freshman record) ... named all-ACC honorable mention ... caught four passes for 95 yards and a touchdown ..his first collegiate touchdown was a 20-yard reception in the fourth quarter to put the Cards ahead 32-28 ... grabbed for receptions for 78 yard and a pair of touchdowns versus North Carolina ... totaled a pair of receptions for 38 yards — one those catches was an eight-yard touchdown ... recorded another two-touchdown performance versus Murray State, recording four receptions for 45 yards ... had career highs of 10 catches and 134 yards versus NC State ... 10 receptions tied Ibn Green's freshman record, first set against North Carolina on Nov. 9, 1996 ... it was the most receptions by a UofL player since Jamari Staples had 10 versus Wake Forest in 2015 ... the 134 receiving yards are the most by a freshman since 2005, when Mario Urrutia had 138 against Florida Atlantic on Oct. 1 ... totaled seven receptions for 127 yards and a score in a loss to Boston College ... caught four or more passes for sixth time with five catches for 56 yards against Wake Forest ... caught a 29-yard touchdown pass to put the Cardinals up 56-3 in a home win over Syracuse ... put the Cardinals up 31-7 with a 29-yard touchdown catch versus Kentucky.

2016: Redshirted.

CAREER STATISTICS

		Rushing					Receiving				
Yr	G/S	Att	Yds	Avg	TD	LG	Rec	Yds	Avg	TD	LG
2017	13/7	0	0	0	0	0	45	699	15.5	9	48
2018	12/6	0	0	0	0	0	31	422	13.6	3	43
2019	6/6	0	0	0	0	0	21	408	19.4	5	74
Total	**31/19**	**0**	**0**	**0**	**0**	**0**	**92**	**1,529**	**16.6**	**17**	**74**

CAREER HIGHS

Receptions ..... 10 at NC State, 2017
Receiving Yards ..... 134 at NC State, 2017
Long Reception ..... 74 at Florida State, 2019
Touchdowns ..... 2 (three times); last at Wake Forest, 2019

MARSHON FORD

TIGHT END

R-So. • 6-2 • 226

Louisville, Ky.
(Ballard)

83

SOPHOMORE (2019): Caught two passes for 43 yards against Notre Dame ... tallied a pair of touchdowns on three catches and 26 yards versus Eastern Kentucky ... had a 48-yard reception at Florida State.

FRESHMAN (2018): Appeared in four games ... made his collegiate debut in a loss to Wake Forest.

2017: Redshirted.

CAREER STATISTICS

		Rushing					Receiving				
Yr	G/S	Att	Yds	Avg	TD	LG	Rec	Yds	Avg	TD	LG
2018	4/0	0	0	0	0	0	0	0	0	0	0
2019	6/6	0	0	0	0	0	8	145	18.1	2	48
Total	**10/6**	**0**	**0**	**0**	**0**	**0**	**8**	**145**	**18.1**	**2**	**48**

CAREER HIGHS

Receptions ..... 3 vs. Eastern Kentucky, 2019
Receiving Yards ..... 48 at Florida State, 2019
Long Reception ..... 48 at Florida State, 2019
Touchdowns ..... 2 vs. Eastern Kentucky, 2019

JARED GOLDWIRE

DEFENSIVE LINE

Jr. • 6-6 • 286

Tacoma, Wash.
(Kentwood/Fort Scott CC)

90

JUNIOR (2019): Recorded a tackle and pass breakup against Notre Dame ... tallied three tackles with his first career sack versus Eastern Kentucky ... had three stops at Florida State ... credited with two tackles and a pass breakup at Wake Forest.

SOPHOMORE (2018): Made an appearance in 10 games, making five starts ... totaled 26 tackles and 1.0 tackles for loss ... made debut with two tackles in a loss to Alabama ... totaled two stops in a win over Indiana State ... earned the start versus Western Kentucky, totaling a season-high five tackles versus Western Kentucky ... blocked a field goal in the fourth quarter in the win over the Hilltoppers ... equaled his personal best with five tackles against Virginia ... credited with four tackles against Georgia Tech ... credited with two stops against Boston College and Syracuse.

FORT SCOTT CC: Played in eight games for Fort Scott CC in 2016 … assisted in 29 tackles … tallied 17 solo tackles and 2.5 sacks.

CAREER STATISTICS

Yr	G/S	S	A	T	TFL	QBH	SK	FR	FF	Int	PB
2018	10/6	12	14	26	1-1	3	0-0	0-0	0	0-0	0
2019	6/0	7	3	10	1-7	1	1-7	0-0	0	0-0	2
Total	**16/6**	**19**	**17**	**36**	**2-8**	**4**	**1-7**	**0-0**	**0**	**0-0**	**2**

CAREER HIGHS

Tackles ..... 5 (two times); last at Virginia, 2018
Tackles for Loss ..... 1.0 (two times); last vs. E. Kentucky, 2019
Sacks ..... 1.0 vs. Eastern Kentucky, 2019
Quarterback Hurries ..... 2 vs. Indiana State, 2018
Pass Breakups ..... 1 (two times); last at Wake Forest, 2019
Field Goal Block ..... 1 vs. Western Kentucky, 2018



HASSAN HALL

RUNNING BACK

So. • 6-0 • 198

Atlanta, Ga.
(Maynard Jackson)

19

SOPHOMORE (2019): Rushed for 69 yards on 11 carries against Notre Dame ... carried the ball 15 times for 58 yards and a touchdown versus Eastern Kentucky ... rushed for 57 yards on 11 carries at Florida State ... carried 11 times for 23 yards against Boston College ... tallied 220 kick return yards, including a 100-yard touchdown return at Wake Forest.

FRESHMAN (2018): Appeared in all 12 games, making five starts … saw a pair of carries and returned a kickoff 61 yards in his collegiate debut against Alabama … rushed for 303 yards and three touchdowns on 70 carries … recorded a season best 57 rushing yards against Florida State … scored rushing touchdowns versus Boston College, Wake Forest and Syracuse … caught 12 passes for 99 yards … returned 34 kickoffs for 818 yards, averaging 24.1 yards per return … set a new school record with 247 kickoff return yards at Clemson … returned a kickoff 93 yards for a touchdown in the third quarter at Clemson, Louisville's first kickoff return touchdown in more than three years.

CAREER STATISTICS

		Rushing					Receiving				
Yr	G/S	Att	Yds	Avg	TD	LG	Rec	Yds	Avg	TD	LG
2018	12/5	70	303	4.3	3	32	12	99	8.2	0	15
2019	6/0	71	292	4.1	1	17	1	10	10.0	0	10
Total	**18/5**	**141**	**595**	**4.2**	**4**	**32**	**13**	**109**	**8.4**	**0**	**15**

		Kick Return				Punt Return			
Yr	Att	Yds	TD	LG	Att	Yds	TD	LG
2018	34	818	1	93	0	0	0	0
2019	9	349	1	100	0	0	0	0
Total	**43**	**1167**	**2**	**100**	**0**	**0**	**0**	**0**

CAREER HIGHS

Rushes ..... 13 at Boston College, 2018
Rushing Yards ..... 58 vs. Eastern Kentucky, 2019
Long Rush ..... 32 vs. NC State, 2018
Rushing Touchdowns ..... 1 (four times); last vs. E. Kentucky, 2019
Receptions ..... 4 vs. Georgia Tech, 2018
Receiving Yards ..... 33 vs. Georgia Tech, 2018
Long Reception ..... 15 vs. NC State, 2018
Kick Return Yards ..... 247 at Clemson, 2018
Kick Return TDs ..... 1 (two times); last at Wake Forest, 2019

JAVIAN HAWKINS

RUNNING BACK

R-Fr. • 5-9 • 182

Titusville, Fla.
(Cocoa)

10

FRESHMAN (2019): Rushed for team-high 122 yards on 19 carries against Notre Dame ... tallied second straight 100-yard game with 123 yards on 11 carries versus Eastern Kentucky ... finished with 93 yards and his first career score against Western Kentucky ... rushed 17 times for 52 yards at Florida State ... rushed for career best 172 yards on 25 carries and a score against Boston College ... tallied 60 yards and a touchdown on the ground at Wake Forest.

2018: Appeared in three games before taking a redshirt in his first season … rushed for seven yards on his lone carry of his collegiate debut against Indiana State … also caught a pass for four yards in the win over the Sycamores … had one carry netting one yard versus Georgia Tech.

CAREER STATISTICS

		Rushing					Receiving				
Yr	G/S	Att	Yds	Avg	TD	LG	Rec	Yds	Avg	TD	LG
2018	3/0	2	8	4.0	0	7	1	4	4.0	0	4
2019	6/6	111	622	5.6	3	66	1	13	13.0	0	13
Total	**9/6**	**113**	**630**	**5.6**	**3**	**66**	**2**	**17**	**8.5**	**0**	**13**

	Kick Return				Punt Return			
Yr	Att	Yds	TD	LG	Att	Yds	TD	LG
2019	2	37	0	36	1	10	0	10

CAREER HIGHS

Rushes.....25 vs. Boston College, 2019
Rushing Yards.....172 vs. vs. Boston College, 2019
Long Rush.....66 vs. Eastern Kentucky, 2019
Touchdowns.....1 (three times); last at Wake Forest, 2019
Receptions.....1 vs. Boston College, 2019
Receiving Yards.....13 vs. Boston College, 2019
Long Reception.....13 vs. Boston College, 2019



TYLER HAYCRAFT

OFFENSIVE LINE

R-Sr. • 6-3 • 293

Louisville, Ky.
(St. Xavier)

60

SENIOR (2019): Started at right tackle against Notre Dame, grading out at 84% with three knockdowns ... turned in an 85% grade with four knockdowns while helping the Cardinals to 322 rushing yards (8.5 yards per carry) and no sacks versus Eastern Kentucky ... graded out at 90% with four knockdowns against Western Kentucky ... had three knockdowns and a 86% grade at Florida State .. had nine knockdown blocks versus Boston College.

JUNIOR (2018): Appeared in all 12 games on special teams and the offensive line ... played as the personal protector on the punt team ... earned a scholarship after starting as a walkon.

SOPHOMORE (2017): Played in six games on the offensive line and special teams.

FRESHMAN (2016): Didn't see game action.

2015: Redshirted.

QUEN HEAD

LINEBACKER

Jr. • 6-2 • 205

Forsyth, Ga.
(Mary Persons/
Hutchinson CC)

15

JUNIOR (2019): Made one tackle against Notre Dame ... recorded two stops versus Eastern Kentucky ... had two tackles at Wake Forest.

SOPHOMORE (2018): Appeared in 12 games at linebacker and on special teams ... totaled six tackles ... credited with first tackle on special teams in the win over Western Kentucky ... notched tackles versus Virginia and Florida State ... notched a personal best two tackles against Boston College.

HUTCHINSON CC: Played in all 12 games … finished third on the team with 62 tackles … credited with 3.0 sacks … ended the year second on the team with 13.5 tackles for loss … totaled one interception

CAREER STATISTICS

Yr	G/S	S	A	T	TFL	QBH	SK	FR	FF	Int	PB
2018	12/0	2	4	6	0-0	0	0-0	1-0	0	0-0	0
2019	6/1	3	3	6	0-0	0	0-0	0-0	0	0-0	0
Total	**18/1**	**5**	**7**	**12**	**0-0**	**0**	**0-0**	**1-0**	**0**	**0-0**	**0**

CAREER HIGHS

Tackles.....2 (three times); last at Wake Forest, 2019
Fumble Recoveries.....1 at Boston College, 2018



ROBERT HICKS

DEFENSIVE LINE

So. • 6-1 • 250

Miami, Fla.
(Central)

5

SOPHOMORE (2019): Recorded a tackle for loss against Notre Dame ... made two stops versus Western Kentucky.

FRESHMAN (2018): Played in nine games with one start ... finished first season with 24 tackles and 2.0 tackles for loss ... inserted at linebacker in the season-opening loss to Alabama ... made first start against Western Kentucky, leading the team with 11 tackles and registering his first sack ... totaled four tackles in his second start versus Georgia Tech ... credited with four tackles versus Boston College ... recorded two tackles versus Clemson and Kentucky.

CAREER STATISTICS

Yr	G/S	S	A	T	TFL	QBH	SK	FR	FF	Int	PB
2018	9/1	13	11	24	2-3	0	0.5-0	0-0	0	0-0	0
2019	6/0	1	2	3	1-3	0	0-0	0-0	0	0-0	0
Total	**15/1**	**14**	**13**	**27**	**3-6**	**0**	**0.5-0**	**0-0**	**0**	**0-0**	**0**

CAREER HIGHS

Tackles.....11 vs. Western Kentucky, 2018
Tackles for Loss.....1.0 (two times); last vs. Notre Dame, 2019
Sacks.....0.5 vs. Western Kentucky, 2018



T.J. HOLL

LINEBACKER

Sr. • 6-1 • 230

Cranberry Township, Pa.
(Seneca Valley/Colgate)

35

SENIOR (2019): Recorded a tackle in his first Louisville contest against Notre Dame ... had a solo stop versus Eastern Kentucky.

COLGATE: Appeared in 38 career games at linebacker … finished his Colgate career with 202 total tackles and 20 tackles for loss … led Colgate to NCAA Division I Football Championship Quarterfinals … was named a first team All-American by the American Football Coaches Association and the 2018 Patriot League's Defensive Player of the Year … finished 15th nationally and second in the league in 2018 with an average of 10.1 tackles per game … led the Raiders with 121 tackles, recorded six double-digit tackle games, equaling a career high with 18 stops versus Cornell and Army, and ending the year with 16 tackles in the playoff loss to North Dakota State. He also tied for the team lead with 17.0 tackles for loss.

CAREER STATISTICS

Yr	G/S	S	A	T	TFL	QBH	SK	FR	FF	Int	PB
2015*	12/0	8	2	10	0-0	0	0-0	0-0	0	0-0	0
2016*	10/1	5	14	19	0.5-3	1	0-0	1-0	0	1-16	0
2017*	4/4	28	24	52	2.5-2	0	0-0	0-0	0	0-0	0
2018*	12/12	61	60	121	17.0-44	1	3.5-15	1-0	2	1-29	3
2019	6/0	1	2	3	0-0	0	0-0	0-0	0	0-0	0
Total	**44/17**	**103**	**102**	**205**	**20-49**	**2**	**3.5-15**	**2-0**	**2**	**2-45**	**3**

* at Colgate

CAREER HIGHS

Tackles.....18 (three times); last at Army, 2018
Tackles for Loss.....3.0 at North Dakota State, 2018
Sacks.....2.0 vs. Holy Cross, 2018
Quarterback Hurries....1 (two times); last vs. Holy Cross, 2018
Fumbles Forced...1 (two times); last vs. William and Mary, 2018
Fumble Recoveries....1 (two times); last at New Hampshire, 2018
Interceptions.....1 (two times); last vs. James Madison, 2018
Int. Return Yardage.....29 vs. James Madison, 2018
Pass Breakups.....1 (three times); last at Bucknell, 2018
Field Goal Block.....1 vs. Cornell, 2018
Punt Block.....1 vs. Georgetown, 2016



ANTHONY JOHNSON

DEFENSIVE BACK

R-So. • 6-1 • 187

Coconut Creek, Fla.
(Chaminade-Madonna)

27

SOPHOMORE (2019): Saw playing time against Notre Dame ... recorded a tackle versus Eastern Kentucky ... notched a career-best seven tackles, forced and recovered a fumble and had two breakups against Western Kentucky ... recorded team's first interception of the season against Boston College ... tallied a career-best eight tackles, forced a fumble and broke up two passes at Wake Forest.

FRESHMAN (2018): Appeared in 11 games, two coming as a starter ... recorded 17 tackles and two pass break-ups ... missed the Georgia Tech game due to injury ... came off the bench to make his debut in the loss to Alabama ... credited with one tackle in his first start versus Indiana State ... totaled four tackles in the win over Western Kentucky ... made his first start, recording two tackles in the loss to Virginia ... registered a personal-best four stops against Wake Forest ... totaled two tackles versus NC State.

2017: Redshirted.

CAREER STATISTICS

Yr	G/S	S	A	T	TFL	QBH	SK	FR	FF	Int	PB
2018	11/2	12	2	14	2-3	0	0-0	0-0	0	1-0	2
2019	6/1	14	6	20	0-0	0	0-0	1-0	2	1-11	4
Total	**17/3**	**26**	**8**	**34**	**2-3**	**0**	**0-0**	**1-0**	**2**	**2-11**	**6**

CAREER HIGHS

Tackles.....8 at Wake Forest, 2019
Tackles for Loss.....1.0 (two times); last at Syracuse, 2018
Forced Fumbles.....1 (two times); last at Wake Forest, 2019
Fumble Recoveries.....1 vs. Western Kentucky, 2019
Interceptions.....1 vs. Boston College
Pass Breakups.....2 (two times); last at Wake Forest, 2019

CHANDLER JONES

DEFENSIVE BACK

So. • 5-10 • 179

Miami, Fla.
(Central)

2

SOPHOMORE (2019): Recorded three tackles, forced a fumble and broke up a pass against Notre Dame ... finished with three tackles versus Eastern Kentucky ... made a career high seven tackles, one for loss, against Western Kentucky ... made four stops at Florida State ... totaled six tackles and a tackle for loss against Boston College ... finished with four pass breakups at Wake Forest.

FRESHMAN (2018): Appeared in 11 games, four coming as a starter ... recorded 17 tackles and two pass break-ups ... missed the Georgia Tech game due to injury ... came off the bench to make his debut in the loss to Alabama ... credited with one tackle in his first start versus Indiana State ... totaled four tackles in the win over Western Kentucky ... made his first start, recording two tackles in the loss to Virginia ... registered a personal-best four stops against Wake Forest ... totaled two tackles versus NC State.

CAREER STATISTICS

Yr	G/S	S	A	T	TFL	QBH	SK	FR	FF	Int	PB
2018	11/4	11	6	17	0-0	0	0-0	0-0	0	0-0	2
2019	6/6	20	4	24	2.5-5	0	0-0	0-0	1	0-0	5
Total	**17/10**	**31**	**10**	**41**	**2.5-5**	**0**	**0-0**	**0-0**	**1**	**0-0**	**7**

CAREER HIGHS

Tackles.....7 vs. Western Kentucky, 2019
Tackles for Loss.....1 vs. Boston College, 2019
Forced Fumbles.....1 vs Notre Dame, 2019
Pass Breakups.....4 at Wake Forest, 2019



MASON KING

PUNTER

R-Sr. • 6-3 • 216

Louisville, Ky.
(St. Xavier)

28

SENIOR (2019): Punted five times against Notre Dame with a long of 52 yards and one downed inside the 20 ... punted six times at Florida State, including a 60-yarder.

JUNIOR (2018): Averaged 40.6 yards per punt ... punted in all 12 games ... recorded five punts of 50 or more yards and placed 19 punts inside the opposition's 20-yard line ... finished ninth in the ACC in punting ... totaled eight punts for a 43.2 yard per punt average against Alabama ... named the Ray Guy Award Punter of the week after averaging 46.5 yards a punt in a win over Indiana State ... pinned three punts inside the 20-yard line ... posted a career best 64-yard punt ... averaged 40.6 yards a punt against Western Kentucky, placing two punts inside the 20-yard line ... averaged 44.0 yards a punt, including a 52-yarder versus Virginia ... averaged 41.5 yards per punt, placing one inside the 20-yard line against Georgia Tech ... punted career high nine times against Boston College ... punted seven times for a 41.3 average against Syracuse ... closed the season with six punts for a 39.0 yard average against Kentucky.

SOPHOMORE (2017): Punted in all 13 games, averaging 43.9 yards per punt ... his average would've finished fourth in the league, but didn't have enough attempts to qualify ... punted 43 times ... recorded 10 punts of 50 or more yards ... placed 10 punts inside the 20-yard line ... posted four games with two 50+ yard punts ... averaged 44.0 yards in the season-opening win over Purdue ... booted a season-long 58-yard punt against North Carolina ... averaged 45.0 yards per punt in consecutive games versus Kent State and Murray State ... yielded a 47.7 yard average, including a 57-yarder against Boston College ... totaled a 49.7 average in a 31-28 victory at Florida State ... averaged a season-best 51.7 yards a punt against Syracuse.

FRESHMAN (2016): Set the school record for punting average in a season at 43.9 yards per punt ... recorded 16 punts that landed within the opposition's 20-yard line ... nailed 14 punts of 50 or more yards ... more than half his punts were fair caught ... opened the season by punting twice for a 37.5 average against Charlotte ... averaged 43.0 yards per punt, including one that landed inside the 20-yard line versus Syracuse ... punted five times for a 48.0 yards per punt average against Clemson ... averaged 42.3 yards per punt against NC State ... averaged over 40 yards a punt for the fourth time in a win at Boston College ... punted four times for a 41.8 yard average versus Wake Forest ... booted a season-high seven punts for a season-best 50.6 yards per punt in a loss to Houston ... posted a 49.3 yard average against Kentucky ... punted a career-high eight times for a 50.5 average in the Citrus Bowl loss to LSU.

2015: Redshirted.

CAREER STATISTICS

Year	G	P	Yds	Avg.	-20	50+	TB	LG
2016	13	55	2,413	43.9	16	14	1	60
2017	13	43	1,887	43.9	10	10	2	58
2018	12	69	2,798	40.6	19	5	2	64
2019	6	26	1,074	41.3	6	2	2	60
Totals	**44**	**193**	**8,172**	**42.3**	**51**	**31**	**7**	**64**

CAREER HIGHS

Punts.....9 at Boston College, 2018
Punt Yards.....404 vs. LSU, 2016
Long Punt.....64 vs. Indiana State, 2018
Punt Average.....50.6 at Houston, 2016
Inside 20.....3 (three times); last vs. Florida State, 2018



JUSTIN MARSHALL

WIDE RECEIVER

R-So. • 6-3 • 212

Newnan, Ga.
(Georgia Prep Sports Academy)

18

SOPHOMORE (2019): Saw action against Notre Dame ... caught two passes for 59 yards versus Eastern Kentucky ... tallied one reception for 20 yards against Boston College

FRESHMAN (2018): Appeared in nine games on special teams ... inserted into the lineup for the first time in his career versus Indiana State.

2017: Redshirted.

CAREER STATISTICS

		Rushing					Receiving				
Yr	G/S	Att	Yds	Avg	TD	LG	Rec	Yds	Avg	TD	LG
2019	4/0	0	0	0	0	0	3	79	26.3	0	35

CAREER HIGHS

Receptions.....2 vs. Eastern Kentucky, 2019
Receiving Yards.....59 vs. Eastern Kentucky, 2019
Long Reception.....35 vs. Eastern Kentucky, 2019



P.J. MBANASOR

DEFENSIVE BACK

R-Jr. • 6-1 • 203

Pflugerville, Texas
(Hendrickson/Oklahoma)

1

JUNIOR (2019): Made four tackles in a start against Notre Dame.

SOPHOMORE (2018): Made an appearance in 12 games, recording three starts ... finished the year with 18 tackles, including a pair of pass break-ups ... also made starts against Western Kentucky and Kentucky ... started at cornerback versus Alabama, recording a team-high nine tackles in the 51-14 loss ... totaled one stop versus Indiana State ... recorded two tackles in the win over Western Kentucky ... recorded three tackles in a loss at Clemson ... registered his lone interception and one tackle versus Syracuse.

2017: Redshirted.

OKLAHOMA: Redshirted in 2016. Played in 10 games with two starts at cornerback during the 2015 season ... had one tackle against Iowa State ... broke up a pass at Kansas ... tallied one tackle against Texas ... set career high with five tackles in start at corner against Tulsa ... made OU debut with start at cornerback against Akron.

CAREER STATISTICS

Yr	G/S	S	A	T	TFL	QBH	SK	FR	FF	Int	PB
2015*	10/2	5	2	7	0-0	0	0-0	0-0	0	0-0	1
2018	12/3	12	6	18	0-0	0	0-0	0-0	0	1-0	2
2019	5/1	4	1	5	0-0	0	0-0	0-0	0	0-0	0
Total	**27/6**	**21**	**9**	**30**	**0-0**	**0**	**0-0**	**0-0**	**0**	**1-0**	**3**

* at Oklahoma

CAREER HIGHS

Tackles.....9 vs. Alabama, 2018
Interceptions.....1 at Syracuse, 2018
Pass Breakups.....2 vs. Florida State, 2018

T.J. MCCOY

OFFENSIVE LINE

Gr. • 6-1 • 305

Clermont, Fla.
(South Lake/Florida)

59

SENIOR (2019): Started at center against Notre Dame, turning in a grade of 73% ... tallied seven knockdowns with a 69% grade at Florida State ... graded out at 81% and three knockdown blocks versus Boston College.

FLORIDA: Played in four games (Charleston Southern, Colorado State, Florida State, Michigan) as a reserve offensive lineman at Florida in 2018 ... started Florida's first nine games at center before suffering a season-ending injury at South Carolina in 2017 ... appeared in seven games throughout the season and made four starts in 2016 ... made his UF debut against Kentucky in the second week of the season ... came off the bench to play center in Florida's game against South Carolina ... played three-plus quarters at center for the Gators against the Gamecocks, and then started the final four contests of the season.



GARY MCCRAE

DEFENSIVE LINE

Sr. • 6-4 • 238

Cuthbert, Ga.
(Randolph Clay/East Mississippi CC)

93

SENIOR (2019): Recorded a tackle against Eastern Kentucky.

2018: Played in two games before injuring his shoulder against Indiana State ... missed the rest of the season with a shoulder injury.

JUNIOR (2017): Played in eight games on special teams ... played primarily on the kickoff unit ... recorded four tackles ... tallied a pair of stops in a road win at Kentucky.

SOPHOMORE (2016): Appeared in two games versus Charlotte and NC State.

EAST MISSISSIPPI CC: Played the 2015 season at EMCC.

CAREER STATISTICS

Yr	G/S	S	A	T	TFL	QBH	SK	FR	FF	Int	PB
2016	2/0	0	0	0	0-0	0	0-0	0-0	0	0-0	0
2017	8/0	3	1	4	0-0	0	0-0	0-0	0	0-0	0
2018	2/0	0	0	0	0-0	0	0-0	0-0	0	0-0	0
2019	5/0	3	1	4	0-0	0	0-0	0-0	0	0-0	0
Total	**15/0**	**6**	**2**	**8**	**0-0**	**0**	**0-0**	**0-0**	**0**	**0-0**	**0**

CAREER HIGHS

Tackles.....2 vs. Boston College, 2019

MONTY MONTGOMERY

LINEBACKER

So. • 5-11 • 214

Norcross, Ga.
(Norcross/Hutchinson CC)

7

SOPHOMORE (2019): Recorded two tackles in his Louisville debut against Notre Dame ... picked up two tackles versus Eastern Kentucky ... notched three stops, including his first sack with the Cardinals against Western Kentucky ... stopped a Boston College scoring drive by causing a fumble in the end zone ... made two stops, picked up a sack and forced a fumble at Wake Forest.

HUTCHINSON CC: Named the 2018 Jayhawk Conference Defensive Player of the Year ... was also named the KJCCC Defensive Player of the Week three different times and was the NJCAA National Defensive Player of the Week twice ... helped the Blue Dragons post a 9-3 overall record and a No. 8 finish in the final NJCAA Football rankings ... had a tremendous freshman season for a Blue Dragon defense that ranked in the top two of three of the four major defensive categories in the Jayhawk Conference and was ranked as high as No. 2 in the nation in rush defense ... led the Blue Dragons with 82 total tackles, including 45 unassisted tackles ... totaled 18 tackles for loss, six quarterback sacks, three interceptions, two fumble recoveries returned for a touchdown ... credited with five quarterback hurries in 2018 ... became the first Blue Dragon player in three years to earn NJCAA first-team All-America honors ... recorded three defensive touchdowns, including two in one game against Dodge City.

CAREER STATISTICS

Yr	G/S	S	A	T	TFL	QBH	SK	FR	FF	Int	PB
2019	6/0	9	3	12	2-14	0	2-14	1-0	2	0-0	1

CAREER HIGHS

Tackles.....3 vs. Western Kentucky, 2019
Tackles for Loss.....1 (two times); last at Wake Forest, 2019
Sacks.....1 (two times); last at Wake Forest, 2019
Forced Fumbles.....1 (two times); last at Wake Forest, 2019
Fumble Recoveries.....1 vs. Boston College, 2019
Pass Breakups.....1 vs. Western Kentucky, 2019



NICK OKEKE

LINEBACKER

R-So. • 6-3 • 246

Smyrna, Tenn.
(Smyrna)

11

SOPHOMORE (2019): Finished with a team-high seven tackles, a sack and a quarterback hurry against Notre Dame ... tallied seven tackles at Florida State.

FRESHMAN (2018): Played in 12 games, six coming as a starter ... recorded 42 tackles and 1.0 tackles for loss in his first collegiate season ... made debut with one tackle versus Alabama ... came off the bench to record five tackles against Indiana State ... registered personal best eight tackles in his first start at Virginia ... equaled his personal best with eight stops against Georgia Tech ... credited with six tackles and 1.0 tackles for loss at Boston College ... combined for nine tackles (5 versus NC State and 4 versus Kentucky) in the final two games.

2017: Redshirted.

CAREER STATISTICS

Yr	G/S	S	A	T	TFL	QBH	SK	FR	FF	Int	PB
2018	12/6	23	19	42	1-1	0	0-0	0-0	1	0-0	0
2019	5/2	5	11	16	1-4	1	1-8	0-0	0	0-0	0
Total	**17/8**	**28**	**30**	**58**	**2-5**	**1**	**1-8**	**0-0**	**1**	**0-0**	**0**

CAREER HIGHS

Tackles.....8 (two times); last vs. Georgia Tech, 2018
Tackles for Loss.....1.0 (two times); last vs. Notre Dame, 2019
Sacks.....1.0 vs. Notre Dame, 2019
Quarterback Hurries.....1 vs. Notre Dame, 2019
Forced Fumbles.....1 at Virginia, 2018



JAWON PASS

QUARTERBACK

R-Jr. • 6-4 • 239

Columbus, Ga.
(Carver)

4

JUNIOR (2019): Threw for 134 yards and rushed for 67 and two scores against Notre Dame ... recorded a career-high four touchdown passes going 12-for-19 for 196 yards versus Eastern Kentucky.

SOPHOMORE (2018): Played in 11 games, making nine starts ... completed 162-of-300 passes for 1,960 yards and eight touchdowns ... completed 54.0 percent of his passes ... averaged 186.6 yards of total offense per game ... made first start versus Alabama, completing 20-of-39 passes for 252 yards and two touchdowns ... tossed a pair of touchdowns ... threw his first two interceptions ... completed 8-of-14 passes for 89 yards with an interception that was returned for a touchdown against Indiana State ... started versus Western Kentucky, going 0 for 3 in passing ... inserted into the game in the second half versus Virginia, completing 10-of-19 passes for 113 yards and an interception ... threw for 306 yards and two touchdowns in a loss to Florida State — the first 300-yard game of his career ... completed 23 of 35 passes for 299 yards and two scores in a loss to Georgia Tech ... tossed a 29-yard touchdown pass to Tutu Atwell and a 42-yard strike to Dez Fitzpatrick ... went 30 of 54 for a career high 358 yards and one touchdown in a loss to Wake Forest ... rushed for a career high 80 yards in a loss to Syracuse and throwing for 196 yards and one score.

FRESHMAN (2017): Appeared in six games as a reserve ... completed 23-of-33 passes for 238 yards and two touchdowns ... rushed 13 times for 62 yards and a score ... made his collegiate debut versus Kent State, going 5-for-8 for 75 yards ... completed 14-of-19 passes for 115 yards and one touchdown, while rushing for 36 yards and a score in a win over Murray State ... first career touchdown pass was a 14-yard pass to Javonte Bagley ... also scored on a two-yard run ... went 3-for-4 for 46 yards, including a 29-yard touchdown strike to Dez Fitzpatrick.

2016: Redshirted.

CAREER STATISTICS

PASSING

Yr	G/S	Comp	Att	Int	Yds	TD	Pct	LG
2017	5/0	23	33	0	238	2	69.6	31
2018	11/9	162	300	12	1,960	8	54.0	53
2019	2/2	24	46	1	330	4	52.2	50
Total	**18/11**	**209**	**379**	**13**	**2,528**	**14**	**55.1**	**53**

RUSHING

Yr	G/S	Att	Yds	Avg	TD	LG
2017	5/0	13	62	4.8	1	34
2018	11/9	76	93	1.2	2	49
2019	2/2	20	104	5.2	2	24
Total	**18/11**	**109**	**259**	**2.4**	**5**	**49**

CAREER HIGHS

Completions.....30 vs. Wake Forest, 2018
Attempts.....54 vs. Wake Forest, 2018
Passing Yards.....358 vs. Wake Forest, 2018
Long Pass.....53 vs. Florida State, 2018
Touchdowns (Passing).....4 vs Eastern Kentucky, 2019
Rushes.....12 at Syracuse, 2018
Rushing Yards.....80 at Syracuse, 2018
Long Rush.....49 at Syracuse, 2018
Touchdowns (Rushing).....1 (three times); last at BC, 2018

KHANE PASS

DEFENSIVE BACK

R-Sr. • 6-1 • 204

Columbus, Ga.
(Carver)

30

SENIOR (2019): Recorded six tackles in a start against Notre Dame ... tallied four tackles, one for loss, versus Eastern Kentucky ... notched five stops against Western Kentucky ... registered a career-best 12 tackles, nine solo, with one for loss at Florida State ... tied his career high with 12 tackles against Boston College ... finished with 10 tackles at Wake Forest.

JUNIOR (2018): Started all 12 games ... finished the season with 54 tackles, which was fourth on the team ... started at safety, totaling four tackles in the loss to Alabama ... posted four stops against Indiana State ... finished with seven tackles in the win over Western Kentucky ... ejected for targeting after three plays against Virginia ... recorded four tackles in a loss to Florida State ... credited with a season best eight tackles versus Georgia Tech ... contributed seven tackles in a loss to Boston College ... added five stops versus Wake Forest ... closed the year with seven tackles in a loss to Kentucky.

SOPHOMORE (2017): Appeared in all 13 games, making five starts ... totaled 38 tackles and 3.0 tackles for loss ... forced a fumble and recorded one interception ... recorded three games of five or more tackles ... made his second career start a good one with a career-high six tackles and 0.5 tackles for loss in the opener versus Purdue ... tallied four tackles against North Carolina ... finished with five tackles and 1.0 tackle for loss ... tied his career-high six tackles versus NC State ... returned his first career interception 40 yards in a victory over Syracuse.

FRESHMAN (2016): Physical sophomore who emerged to take on a larger role late in the season... finished with 19 tackles in 12 games ... made his first career start versus LSU in the Citrus Bowl loss to LSU ... Displayed an ability to make a big hit ...contributor on special teams ... posted three tackles in his collegiate debut and also registered one tackle for loss in a win over Charlotte ... finished the regular season with a season-best five tackles and one break-up versus Kentucky ... tallied five tackles and a tackle for loss versus LSU.

2015: Redshirted.

CAREER STATISTICS

Yr	G/S	S	A	T	TFL	QBH	SK	FR	FF	Int	PB
2016	10/1	11	8	19	1.5-2	0	0-0	0-0	0	0-0	1
2017	13/5	22	16	38	3-16	1	0-0	0-0	1	1-40	1
2018	12/12	36	18	54	0-0	0	0-0	0-0	0	0-0	1
2019	6/6	34	15	49	2-4	0	0-0	0-0	0	0-0	1
Total	**41/24**	**103**	**57**	**160**	**6.5-22**	**1**	**0-0**	**0-0**	**1**	**1-40**	**4**

	Kick Return				Punt Return			
Yr	Att	Yds	TD	LG	Att	Yds	TD	LG
2016	0	0	0	0	2	-3	0	6
Total	**0**	**0**	**0**	**0**	**2**	**-3**	**0**	**6**

CAREER HIGHS

Tackles.....12 vs. Boston College, 2019
Tackles for Loss ..... 1.0 (five times); last at Florida State, 2019
Quarterback Hurries..... 1 at NC State, 2017
Forced Fumbles..... 1 vs. Kent State, 2017
Interceptions..... 1 vs. Syracuse, 2017
Int. Return Yardage.....40 vs. Syracuse, 2017
Pass Breakups..... 1 (three times); last vs. Alabama, 2018



DEVANTE PEETE

WIDE RECEIVER

R-Sr. • 6-6 • 213

Pompano Beach, Fla.
(St. Thomas Aquinas)

2

SENIOR (2019): Saw action against Notre Dame ... caught a 26-yard pass versus Eastern Kentucky.

JUNIOR (2018): Recorded a career high 21 receptions for 250 yards ... averaged 11.9 yards per catch ... appeared in 11 games, making seven starts ... caught one pass for 15 yards in his first game back from injury ... led the team in receiving with three receptions for 32 yards against Indiana State ... recorded two receptions for 17 yards against Western Kentucky ... caught one pass for 11 yards against Virginia ... notched two receptions for 40 yards versus Florida State ... caught two passes for 45 yards versus Georgia Tech, including a 37-yard reception with one second left to set up a field goal ... recorded a career high four catches for 37 yards in a loss to Boston College ... tallied three receptions for 25 yards versus Clemson.

2017: Tore his ACL during the second week of fall camp, forcing him to miss the season ... elected team captain for the second straight year.

SOPHOMORE (2016): Special teams captain ... Big, rangy wide receiver who has been a key contributor on special teams ... posted 10 tackles ... caught four passes for 70 yards as a reserve wide receiver ... caught one pass for 15 yards and totaled a pair of tackles versus Charlotte ... totaled one reception for seven yards against Syracuse caught one pass for 35 yards and registered two tackles versus NC State ... credited with one stop and caught a pass for 10 yards against Boston College ... blocked a punt and recorded one tackle versus Wake Forest.

FRESHMAN (2015): Appeared in all 13 games this season as a reserve wide receiver ... caught a pass in seven of 13 games ... caught 12 passes for 166 yards and one touchdown ... owns the third-most receptions by a member of the freshmen class ... corralled his first career touchdown on the road against NC State ...tallied a season-long 37 yard reception in the second half against Clemson ... recorded his first collegiate reception against Auburn, finished with three receptions for a team-high 60 yards.

CAREER STATISTICS

		Rushing					Receiving				
Yr	G/S	Att	Yds	Avg	TD	LG	Rec	Yds	Avg	TD	LG
2015	13/0	0	0	0	0	0	12	166	13.8	1	37
2016	13/0	0	0	0	0	0	4	70	20.0	0	35
2018	11/7	0	0	0	0	0	21	250	11.9	0	37
2019	6/0	0	0	0	0	0	2	37	18.5	0	26
Total	**43/7**	**0**	**0**	**0**	**0**	**0**	**39**	**523**	**13.4**	**1**	**37**

CAREER HIGHS

Receptions..... 4 at Boston College, 2018
Receiving Yards.....60 vs. Auburn, 2015
Long Reception .....37 (two times); last vs. Georgia Tech, 2018
Touchdowns..... 1 at NC State, 2015

TABARIUS PETERSON

OUTSIDE LINEBACKER

R-Jr. • 6-3 • 252

Tucker, Ga.
(Tucker)

29

JUNIOR (2019): Recorded a tackle against Notre Dame ... tallied two tackles versus Eastern Kentucky ... ran for nine yards on his first career carry to give the Cardinals a first down on a fake punt at Florida State ... finished with four tackles at Wake Forest.

SOPHOMORE (2018): Finished the year with 49 tackles and tied for the team lead with 2.0 sacks ... totaled two stops in the 51-14 loss to Alabama ... credited with eight tackles and a tackle for loss in his first start against Indiana State ... totaled a career high nine tackles ... and a tackle for loss in winning 20-17 versus Western Kentucky ... credited with three tackles and a tackle for loss versus Virginia ... totaled three tackles and a tackle for loss versus Florida State ... notched three stops against Georgia Tech ... recorded eight tackles at home versus NC State.

FRESHMAN (2017): Played in 12 games on defense and on special teams ... finished with 18 tackles and one forced fumble ... forced a key fumble and recorded a tackle in the win over Purdue ... totaled a career-high five tackles in a home win over Kent State ... credited with four stops in a 31-28 victory at Florida State ... recorded three tackle versus Virginia.

2016: Redshirted.

CAREER STATISTICS

Yr	G/S	S	A	T	TFL	QBH	SK	FR	FF	Int	PB
2017	12/0	9	9	18	0-0	1	0-0	0-0	1	0-0	0
2018	12/9	27	22	49	6.5-32	1	2-14	0-0	0	0-0	1
2019	6/6	3	10	13	0-0	1	0-0	0-0	0	0-0	0
Total	**30/15**	**39**	**41**	**80**	**6.5-32**	**3**	**2-14**	**0-0**	**1**	**0-0**	**1**

CAREER HIGHS

Tackles..... 9 vs. Western Kentucky, 2018
Tackles for Loss .....2.0 at Syracuse, 2018
Sacks.....1.0 at Syracuse, 2018
Quarterback Hurries ...1 (three times); last at Florida State, 2019
Forced Fumbles.....1 vs. Purdue, 2017
Pass Breakups.....1 vs. Indiana State, 2018



EAN PFEIFER

TIGHT END

Gr. • 6-4 • 245

Bentonville, Ark.
(Bentonville/Vanderbilt)

89

SENIOR (2019): Saw first Louisville action against Notre Dame ... made his first start at Florida State.

VANDERBILT: Played two seasons at Vanderbilt before leaving as a graduate transfer ... played in 19 career games ... played in eight games, contributing at offensive guard and on special team conversion units in 2017 ... earned starts at left guard in early-season victories over Middle Tennessee, Alabama A&M and Kansas State and kept the assignment for the next two games ... injuries limited his participation late in the season ... took over for Delando Crooks at left guard early in the season and never relinquished his position during the 2016 campaign ... appeared in 11 games in 2016 ... showed improvement with each game, playing most of the team's critical snaps over the last nine games ... played a huge role in running back Ralph Webb becoming the team's all-time leading rusher and sophomore Kyle Shurmur producing one of the finest seasons ever by a Commodore quarterback ... earned Freshman All-SEC honors from Athlon Sports.



TELLY PLUMMER

DEFENSIVE BACK

So. • 6-0 • 202

Riverdale, Ga.
(Langston Hughes)

23

FRESHMAN (2018): Played in 10 games for the Cardinals … made his collegiate debut in the win over Indiana State … recorded his first collegiate tackle, and three total, against NC State.

CAREER STATISTICS

Yr	G/S	S	A	T	TFL	QBH	SK	FR	FF	Int	PB
2018	9/0	0	3	3	0-0	0	0-0	0-0	0	0-0	0

CAREER HIGHS

Tackles.....3 vs. NC State, 2018

AIDAN ROBBINS

RUNNING BACK

Fr. • 6-3 • 225

Louisville, Ky.
(Manual)

21

FRESHMAN (2019): Saw first collegiate action against Eastern Kentucky.

HIGH SCHOOL: Played for Scott Carmony at Manual High … rated a three-star prospect by 247Sports … rated the No. 53 running back and the No. 10 recruit in Kentucky … rated a three-star recruit by Rivals.com … also ranked as the No. 14 player in the state … named three-star prospect by ESPN.com … tabbed the No. 50 player as an athlete and the No. 9 recruit in Kentucky … ran 72 times for 319 yards and four touchdowns before his season ended with a torn labrum in his right shoulder … scored the game-winning touchdown in a 21-20 win over Ballard … rushed 13 times for 165 yards and two scores in a win over Western … ran for 631 yards and six touchdowns as a junior … rushed 72 times for 370 yards and three touchdowns and also had a receiving touchdown during his sophomore season.

G.G. ROBINSON

DEFENSIVE LINE

R-Sr. • 6-4 • 295

Lilburn, Ga.
(Parkview)

94

SENIOR (2019): Recorded a pair of tackles, one for loss, in a start against Notre Dame ... notched four tackles with a sack versus Eastern Kentucky ... tallied two pass breakups against Western Kentucky ... finished with three tackles and a hurry at Florida State ... registered one tackle against Boston College ... tallied his first sack of the season at Wake Forest.

JUNIOR (2018): Registered 20 tackles in 11 games, including nine as a starter ... recorded the team's lone sack and was credited with four tackles versus Alabama ... tied for the team lead in sacks ... credited with five tackles versus Indiana State ... posted two tackles and a sack versus Western Kentucky ... totaled two tackles versus Florida State and one stop against Georgia Tech ... credited with single tackles versus Wake Forest, Syracuse and Kentucky.

SOPHOMORE (2017): Made an appearance in 13 games, with six starts ... finished the year with 28 tackles and 3.0 tackles for loss ... recorded a career-high three tackles and 1.5 tackles for loss in the season opener versus Purdue ... made first start versus Clemson ... posted five tackles and a tackle for loss versus Kent State ... recorded a career-best six tackles at NC State ... credited with four tackles at Florida State.

FRESHMAN (2016): Appeared in nine games ... posted a pair of tackles ... made collegiate debut against Charlotte ... produced two tackles in a road loss at Houston.

2015: Redshirted.

CAREER STATISTICS

Yr	G/S	S	A	T	TFL	QBH	SK	FR	FF	Int	PB
2016	9/0	2	0	2	0-0	0	0-0	0-0	0	0-0	0
2017	13/6	7	21	28	3-6	0	0-0	0-0	0	0-0	1
2018	11/9	12	8	20	2-16	2	2-16	0-0	0	0-0	0
2019	6/6	7	4	11	3-14	1	2-13	0-0	0	0-0	2
Total	**39/21**	**28**	**33**	**61**	**8-36**	**3**	**4-29**	**0-0**	**0**	**0-0**	**3**

CAREER HIGHS

Tackles.....6 at NC State, 2017
Tackles for Loss.....1.5 vs. Purdue, 2017
Sacks.....1.0 (three times); last at Wake Forest, 2019
Quaterback Hurries...1 (three times); last at Florida State, 2019
Pass Breakups.....2 vs. Western Kentucky, 2019



CORNELIUS STURGHILL

DEFENSIVE BACK

Gr. • 5-11 • 191

Memphis, Tenn.
(Melrose)

6

SENIOR (2019): Recorded four tackles against Notre Dame ... had three solo stops and a pass breakup versus Eastern Kentucky ... made four tackles against Western Kentucky.

JUNIOR (2018): Appeared in 12 games, 11 coming as a starter ... finished the season with 32 tackles and one interception ... credited with three tackles in his first start versus Alabama ... credited with a pair of stops against Indiana State ... reached a career best with five tackles in the win over Western Kentucky ... made a pass break-up in the end zone ... notched four stops in a loss at Virginia ... tallied four tackles versus Georgia Tech ... recorded four stops against Clemson ... totaled a season high six tackles versus Syracuse ... registered three tackles and his first career interception in a loss to Kentucky.

SOPHOMORE (2017): Appeared in four games ... finished with three tackles ... credited with one tackle against North Carolina ... totaled two tackles in a road win at Florida State.

2016: Redshirted.

FRESHMAN (2015): Appeared in seven games on special teams ... returned three punts for -4 yards after taking over as the primary returner during the 17-14 win over Boston College ... credited with a long of two yards ... returned a career-best two punts versus Wake Forest.

CAREER STATISTICS

Yr	G/S	S	A	T	TFL	QBH	SK	FR	FF	Int	PB
2015	7/0	0	0	0	0-0	0	0-0	0-0	0	0-0	0
2017	4/0	3	0	3	0-0	0	0-0	0-0	0	0-0	0
2018	12/11	25	7	32	0-0	1	0-0	0-0	0	1-19	3
2019	4/3	12	0	12	0-0	0	0-0	0-0	0	0-0	2
Total	**27/14**	**40**	**7**	**47**	**0-0**	**1**	**0-0**	**0-0**	**0**	**1-19**	**5**

CAREER HIGHS

Tackles.....6 at Syracuse, 2018
Interceptions.....1 vs. Kentucky, 2018
Int. Return Yardage.....19 vs. Kentucky, 2018
Pass Breakups.....1 (five times); last at Florida State, 2019



TRENELL TROUTMAN

DEFENSIVE BACK

So. • 5-11 • 188

Miami, Fla.
(St. Thomas Aquinas)

20

SOPHOMORE (2019): Saw game action against Notre Dame ... tallied six tackles, including one for loss, versus Eastern Kentucky... finished with three stops versus Boston College.

FRESHMAN (2018): Played in nine games for the Cardinals … made his collegiate debut in the win versus Indiana State … notched his first collegiate tackle against Georgia Tech … finished with two tackles against Clemson and Kentucky.

CAREER STATISTICS

Yr	G/S	S	A	T	TFL	QBH	SK	FR	FF	Int	PB
2018	9/0	3	2	5	0-0	0	0-0	0-0	0	0-0	0
2019	6/0	6	5	11	1-2	0	0-0	0-0	0	0-0	0
Total	**15/0**	**9**	**7**	**16**	**1-2**	**0**	**0-0**	**0-0**	**0**	**0-0**	**0**

CAREER HIGHS

Tackles.....6 vs. Eastern Kentucky, 2019
Tackles for Loss.....1 vs. Eastern Kentucky, 2019



KEION WAKEFIELD

WIDE RECEIVER

R-Jr. • 5-10 • 184

Louisville, Ky.
(Male)

8

JUNIOR (2019): Saw game action against Notre Dame ... caught one pass for 16 yards versus Eastern Kentucky ... tallied 17 yards on a pair of receptions at Wake Forest.

SOPHOMORE (2018): Played in 10 games ... made his UofL debut versus Alabama ... caught one pass for seven yards ... caught his first career reception versus NC State.

FRESHMAN (2017): Injured his knee during fall practice, causing him to miss the entire season.

2016: Redshirted.

CAREER STATISTICS

		Rushing					Receiving				
Yr	G/S	Att	Yds	Avg	TD	LG	Rec	Yds	Avg	TD	LG
2018	10/0	0	0	0	0	0	1	7	7.0	0	7
2019	6/0	0	0	0	0	0	3	33	11.0	0	17
Total	**16/0**	**0**	**0**	**0**	**0**	**0**	**4**	**40**	**10.0**	**0**	**17**

CAREER HIGHS

Receptions.....2 at Wake Forest, 2019
Receiving Yards.....17 at Wake Forest, 2019
Long Reception.....17 at Wake Forest, 2019

BOOSIE WHITLOW

OUTSIDE LINEBACKER

R-Sr. • 6-3 • 228

Opelika, Ala.
(Opelika/South Carolina)

49

SENIOR (2019): Saw action against Notre Dame ... made two stops and registered his first sack at Louisville versus Eastern Kentucky ... notched two tackles, one for loss, against Western Kentucky.

JUNIOR (2018): Played in seven games ... credited with four tackles ... Recorded a tackle in his debut versus Alabama ... added two stops in the win over Indiana State ... recorded one stop versus Syracuse.

SOUTH CAROLINA: Played in all 12 contests, making three starts in 2015 at South Carolina ... used primarily in pass rushing situations... credited with 14 tackles, including 5.0 tackles for loss in somewhat limited duty... logged one sack and credited with four additional quarterback hurries... had a key QB hurry against Kentucky, forcing a throw that was picked off by Skai Moore... saw his first extended action against UCF and responded with a pair of tackles for loss among his four stops, including a 10-yard sack... made his first start against Vanderbilt and had his first career pass break up... had three stops against Texas A&M in his second start... started at Tennessee and was credited with three tackles including a tackle for loss... had a tackle for loss against both Florida and The Citadel.

CAREER STATISTICS

Yr	G/S	S	A	T	TFL	QBH	SK	FR	FF	Int	PB
2015*	12/3	9	5	14	5-17	4	1-10	0-0	0	0-0	1
2018	7/0	1	3	4	0-0	0	0-0	0-0	0	0-0	0
2019	6/2	4	3	6	2-15	0	1-12	0-0	0	0-0	0
Total	**25/5**	**14**	**11**	**25**	**7-32**	**4**	**2-22**	**0-0**	**0**	**0-0**	**1**

* at South Carolina

CAREER HIGHS

Tackles.....4 vs. UCF, 2015
Tackles for Loss.....2.0 vs. UCF, 2015
Sacks.....1 (two times); last vs. Eastern Kentucky, 2019
Pass Breakups.....1 vs. Vanderbilt, 2015

3

RUSS YEAST

SAFETY

Jr. • 5-11 • 196

Greenwood, Ind.
(Center Grove)

JUNIOR (2019): Finished with a team-high seven tackles against Notre Dame ... tallied three tackles, one for loss, and a pass breakup versus Eastern Kentucky ... tallied eight tackles at Florida State... credited with a career high 11 stops versus Boston College ... had five tackles and two pass breakups at Wake Forest.

SOPHOMORE (2018): Played in 11 games at cornerback and as the primary kick returner ... totaled eight tackles ... recorded a single tackle in the season opener versus Alabama ... totaled two tackles in a road loss at Virginia ... closed the season with four tackles and 1.5 tackles for loss in the season finale versus Kentucky.

FRESHMAN (2017): Played in 12 games, making seven starts ... totaled 23 tackles and a pair of pass break-ups ... made collegiate debut versus Purdue ... recorded first start against Kent State ... credited with three stops and first tackle for loss versus Murray State ... registered a season-high five tackles versus NC State ... tied his season-high with five tackles against Wake Forest ... totaled three tackles in the TaxSlayer Bowl loss to Mississippi State.

CAREER STATISTICS

Yr	G/S	S	A	T	TFL	QBH	SK	FR	FF	Int	PB
2017	12/7	15	8	23	1-3	0	0-0	0-0	0	0-0	2
2018	11/0	4	4	8	1.5-1	0	0-0	0-0	0	0-0	0
2019	6/6	22	14	36	1-2	0	0-0	0-0	0	0-0	4
Total	**29/13**	**41**	**26**	**67**	**3.5-6**	**0**	**0-0**	**0-0**	**0**	**0-0**	**6**

	Kick Return				Punt Return			
Yr	Att	Yds	TD	LG	Att	Yds	TD	LG
2017	0	0	0	0	10	33	0	21
2018	3	59	0	23	0	0	0	0
Total	**0**	**0**	**0**	**0**	**0**	**0**	**0**	**0**

CAREER HIGHS

Tackles.....11 vs. Boston College, 2019
Tackles for Loss.....1.5 vs. Kentucky, 2018
Pass Breakups..... 2 at Wake Forest, 2019
Punt Return Yards.....24 vs. Murray State, 2017
Long Punt Return.....21 vs. Murray State, 2017
Kick Return Yards.....45 vs. NC State, 2018
Long Kick Return.....23 vs. NC State, 2018