

# 2018-19 AKRON ZIPS BASKETBALL GAME NOTES

Game 4 • Nov. 19, 2018

118th Season | MAC Champions: 2009, 2011, 2013 | MAC Regular-Season Champions: 2012, 2013, 2016, 2017

## 2018-19 BASKETBALL SCHEDULE

Date	Opponent (TV)	Time
Nov. 6	Cedarville (ESPN3)	W, 70-50
Nov. 10	Youngstown State (1)	W, 98-69
Nov. 16	Chicago State (ESPN3)	W, 87-46
Nov. 19	Clemson (#) (CBSSDigital)	11 am
Nov. 20	TBD (#) (CBSSDigital)	TBD
Nov. 21	TBD (#) (CBSSDigital)	TBD
Nov. 28	Alabama State (ESPN+)	7 pm
Dec. 1	Detroit Mercy (ESPN3)	5 pm
Dec. 5	Purdue Fort Wayne	7 pm
Dec. 15	Marshall (ESPN+)	2 pm
Dec. 18	Tennessee State (ESPN+)	7 pm
Dec. 22	Nevada	4 pm
Dec. 30	Carnegie Mellon (ESPN3)	2 pm
Jan. 5	*Western Michigan (ESPN3)	2 pm
Jan. 8	*Central Michigan	7 pm
Jan. 12	*Northern Illinois	3:30 pm
Jan. 15	*Eastern Michigan (ESPN3)	7 pm
Jan. 19	*Miami	3:30 pm
Jan. 22	*Central Michigan (ESPN+)	7 pm
Jan. 26	*Northern Illinois (ESPN+)	5 pm
Feb. 2	*Ohio	3:30 pm
Feb. 5	*Toledo	7 pm
Feb. 9	*Kent State	2 pm
Feb. 12	*Buffalo	7 pm
Feb. 16	*Ball State	TBD
Feb. 19	*Bowling Green	7 pm
Feb. 23	*Miami	2 pm
Feb. 26	*Buffalo	7 pm
March 2	*Ohio	2 pm
March 5	*Bowling Green	7 pm
March 8	*Kent State	TBD

Home games in BOLD | All times Eastern Standard  
\*Mid-American Conference game | (1) Coaches vs. Cancer  
(#) Cayman Islands Classic [Grand Cayman Islands]

### Television Networks

All Home and MAC Games ESPN3 or ESPN+  
CBS-SN-CBS Sports Network, ESPNU, ESPN2

## CAYMAN ISLANDS CLASSIC FIRST ROUND



### Game 4 Akron Zips (3-0) MAC vs. No. 19 Clemson (3-0) ACC Monday, Nov. 19 • John Gray Gymnasium Grand Cayman Island • 11 AM ET • Facebook Live



### CLEMSON HEAD COACH

**Brad Brownell** (DePauw, '91)  
Overall: 319-198 (17 seasons)  
Record at Clemson: 152-113 (9th season)  
ACC Record: 168-114 (9th season)

### AKRON ZIPS HEAD COACH

**John Groce** (Taylor '94)  
Career Record: 197-149 (11th Season)  
Record at Akron: 17-18 (2nd Season)  
MAC Record at Akron: 6-12 (2nd Season)  
Overall MAC Record: 40-42 (at Ohio and Akron)

### ALL-TIME SERIES

Clemson leads series, 1-0  
Last Meeting: Clemson, 66 - Akron 59 at San Juan Shootout (Guaynabo, Puerto Rico), Dec. 21, 2005  
Groce vs Clemson: 0-1

### BROADCAST

**TV/Video:** FACEBOOK - Noah Coslov (PxP), Doug Gottlieb (Analyst) and Kristen Balboni (Side-line)  
**Watch on:** Facebook.com/StadiumCollegeBasketball  
**Live Stats:** GoZips.com/Schedule - Live Stats  
**Radio:** Akron-IMG Sports Network - Steve French (PxP) and Joe Dunn (Analyst)

## 2018-19 Zips At-A-Glance ^ - Indicates Previous Game Starter | \* - Indicates Blocked Shots | # - Steals | G - Guard | W - Wing | F - Frontcourt

### NUMERICAL ROSTER

No.	Name	Pos.	Ht.	Wt.	Yr.	Hometown (Previous School)
0	Jimond Ivey	G/W	6-5	200	Sr.	Cleveland, Ohio (Glenville High School/Ginn Academy)
1	Loren Cristian Jackson	G	5-8	160	So.	Chicago, Ill. (Long Beach State/Victory Rock Prep)
3	Daniel Utomi	W	6-6	215	Jr.	Houston, Texas (Westside High School)
4	Tyler Cheese	G	6-5	195	Jr.	Albany, Ga. (Florida Southwestern State/Albany High School)
5	LePear Toles	G	6-6	195	So.	Canton, Ohio (State Fair CC/Canton McKinley High School)
10	Deng Riak	F	6-10	225	Jr.	Melbourne, Australia (East Carolina/Victory Rock Prep)
11	Channel Banks	G	6-4	186	Jr.	Las Vegas, Nev. (Sheridan CC/Hillcrest Prep Academy)
12	Marquell McIntyre	G	5-10	175	Jr.	Greensboro, N.C. (Greensboro Day School)
13	Jeremy Roscoe	G	6-2	190	So.	Chicago, Ill. (Panola College/Victory Rock Prep)
14	Scott Walter	G	5-10	170	Fr.	Akron, Ohio (St. Vincent-St. Mary High School)
22	Emmanuel Olojakpoke	F	6-8	190	Jr.	Houston, Texas (Cypress Springs High School)
23	Jaden Sayles	F	6-9	235	So.	Cincinnati, Ohio (Sycamore High School)
24	Jake Fischer	G	6-4	180	Fr.	Columbus, Ohio (Bishop Hartley/Huntington Prep)
44	Mark Kostelac	F	6-11	250	So.	Cleveland, Ohio (IMG Academy/Notre Dame Cathedral Latin)

### Transfers (Eligible to compete during 2019-20 season)

20	Xeyrius Williams	F	6-9	205	Sr.	Springfield, Ohio (Dayton/Wayne High School)
50	Khadim Gueye	F	7-0	245	Jr.	Dakar, Senegal (South Carolina/Edison Academic High School)

G - Guard, W - Wing, F - Frontcourt



## AKRON QUICK FACTS

Location .....	Akron, Ohio (44325)
Population .....	200,000 (fifth largest in Ohio)
Founded .....	1870 (as Buchtel College)
Enrollment .....	20,500
Nickname .....	Zips
Colors .....	Blue (PMS 282) and Gold (PMS 7503)
Conference .....	Mid-American
President .....	John C. Green
Director of Athletics .....	Larry Williams
Senior Associate AD .....	George Van Horne
Sr Associate AD/SWA .....	Mary Lu Gribschaw
Faculty Athletics Representative .....	Dr. Matthew Juravich
Athletic Dept. Phone: .....	(330) 972-7080
Ticket Office Phone: .....	1-888-99-AKRON

## JAMES A. RHODES ARENA

Capacity .....	5,500
Opened .....	December 3, 1983
.....	W, 78-74 over Eastern Michigan
Seating .....	2,096 arm-chair seating
.....	3,404 bleacher-style seating
Record at Rhodes Arena .....	394-124 (.761) - 34 Seasons
Record under John Groce .....	14-18 (2nd Season)
Press Row Phone .....	(330) 374-8771

## PROGRAM HISTORY

Seasons of Basketball .....	Entering 118th
First Season of Basketball .....	1901-02
Seasons of Division I Basketball .....	Entering 38th
First Season of Division I Basketball .....	1980-81
All-Time Record .....	1,593-1022 (.609)
All-Time Division I Record .....	636-502 (.559)
All-Time MAC Record .....	242-212 (.533/26 seasons)
MAC Tournament Titles .....	3 (2009, 2011, 2013)
MAC Regular Season Titles .....	4 (2012, 2013, 2016, 2017)
NCAA Tournament Appearances .....	13
NCAA DI Tournament Appearances (Yrs) .....	4 (1986, 2009, 2011, 2013)
NIT Appearances (Yrs) .....	7 (1987, 1989, 2006, 2008, 2012, 2016, 2017)
CBI Appearances (Yrs) .....	1 (2010)
CIT Appearances (Yrs) .....	1 (2014)

## GoZips.com

Twitter .....	@ZipsMBB   @JohnGroce   @AkronZips
Facebook .....	Facebook.com/ZipsMBB   /AkronZips
Instagram .....	@ZipsMBB
YouTube .....	YouTube.com/ZipsAthletic

## ATHLETICS COMMUNICATIONS

**Brian Dennison** (Men's Basketball Contact)  
Assistant Director for Communications  
(330) 972-6292 office | (330) 962-0366 cell  
bld2@uakron.edu

## Cathy Bongiovi

Assistant AD for Communications  
(330) 972-6108 office | (267) 326-5400 cell  
cathyb@uakron.edu

## WHAT'S AHEAD

The Akron men's basketball program continues its 118th season of non-conference hoops by entering tournament play at the second annual Cayman Islands Classic. Eight teams will compete in the tournament held on Monday-Wednesday, Nov. 19-21, at John Gray Gymnasium, just minutes away from world famous Seven Mile Beach.

Akron will face Clemson in the opening game at 11 a.m. Eastern Standard Time followed by Georgia and Illinois State at 1:30 p.m. The first game of the evening session features St. Bonaventure and Georgia State at 5 p.m. followed by Boise State and Creighton, whom will conclude opening-day action at 7:30 p.m.

Semifinal round games are slated for 1:30 p.m. and 7:30 p.m. the following day, Tuesday, Nov. 20. The first-round team with a loss will compete in their second game Nov. 20 with tip-offs at 11 a.m. and 5 p.m.

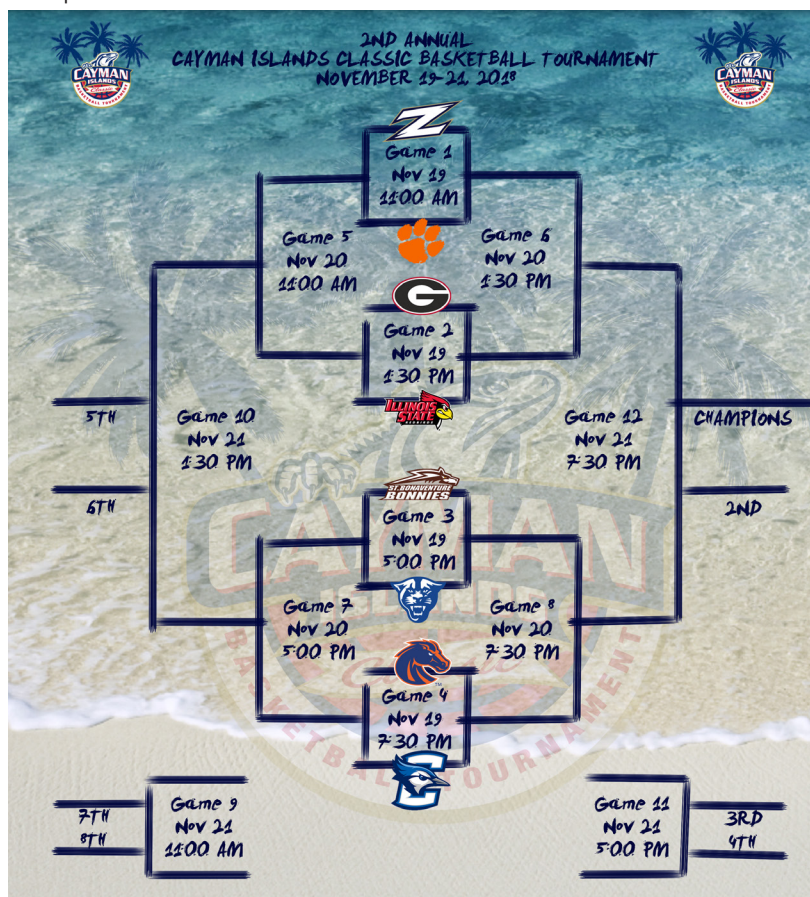
The seventh-place game will open the final day of competition on Wednesday, Nov. 21 starting at 11 a.m., followed by the fifth-place game (1:30 p.m.), third-place game (5 p.m.) and title game (7:30 p.m.) to crown the Cayman Islands Classic champion.

## THE BROADCASTS

All of the Cayman Island Classic games are scheduled to air exclusively on Facebook! Fans can find direct links for the Zips broadcast by visiting GoZips.com, the ZipsMBB Facebook page or @ZipsMBB on twitter. Also, Facebook.com/StadiumCollegeBasketball will provide all of the action.

**Noah Coslov** will call the action and **Doug Gottlieb** delivers analysis with **Kristen Balboni** reporting courtside for Stadium (watchstadium.com).

Fans can also follow the action on GoZips.com via Live Stats or by Zips' radio. The Zips' radio broadcast will air on the Akron-IMG Sports Network SportsRadio 1350 AM (WARF) in Akron (flagship) with Steve French calling the action and Joe Dunn providing analysis. The pregame show starts 30 minutes prior to the contest. The free audio stream is available at SportsRadio1350.com, iHeart Radio, and TuneIn.com/Akron Zips.





## SEASON TICKET INFORMATION

Season tickets are now on sale for the 2018-19 campaign, with ticket packages starting at just \$75 with the option of adding women's basketball season tickets for \$30.

Also available is a \$175 Alumni All-Sports plan that includes season tickets for all of our ticketed sports (men's and women's basketball, football, men's and women's soccer, and volleyball).

Akron faculty and staff may purchase Upper Reserved season tickets for \$175 and Lower Reserved for \$260 plus an applicable Z-Fund commitment. The Zips also offer a family plan allowing two adults and two children season tickets for \$210.

Flexible payment plans are available and each package purchased includes a parking pass.

Tickets can be purchased online anytime at [GoZips.com/Tickets](http://GoZips.com/Tickets), or from 9 a.m. to 5 p.m. ET on Mondays through Fridays by calling or texting 1-888-99-AKRON (25766) or visiting The C.P. and Cornelia S. Chima Athletics Ticket Office at InfoCision Stadium-Summa Field (located at 375 E. Exchange Street, near Gate 1 at the southwest corner of the venue, at the corner of E. Exchange and S. Union streets).

### ALMA MATER

Close beside Cuyahoga's waters,  
Stream of amber hue.  
O'er old Buchtel, Summit's glory,  
Wave the gold and blue.

Hail, we Akron! Sound her praises,  
Speed them on the gale;  
Ever stand our Alma Mater,  
Akron, Hail, All Hail!

## STATISTICAL COMPARISON

CLEMSON	CATEGORY	AKRON
245	Scoring	255
81.7	PPG	85.0
+18.7	Scoring Margin	+30.0
83-160	Field Goals-Attempts	88-177
.519	Field Goal Pct.	.497
30-76	3PT FG-Attempts	29-82
.395	3PT FG Pct.	.354
10.0	3PT FG MPG	9.7
49-64	FT-Attempts	50-75
.766	Free Throw Pct.	.667
107/35.7	Rebounds/RPG	118/39.3
+5.0	Rebound Margin	+3.5
52/17.3	Assists/APG	37/12.3
35/11.7	Turnovers/TPG	31/10.3
+2.3	TO Margin	+5.7
1.5	Assist/TO ratio	1.2
22/7.3	Steals/SPG	21/7.0
16/5.3	Blocks/BPG	13/4.3

### THE AKRON-CLEMSON SERIES

During the 2005-06 season, Akron and Clemson played for the San Juan Shootout championship in Guaynabo, Puerto Rico. Clemson triumphed with a 66-59 victory. Akron is 0-1 all-time against Clemson. In addition, head coach John Groce faced the Tigers while at Illinois during the second round of the 2014 National Invitation Tournament (NIT). The Fighting Illini fell 50-49 at the buzzer. Groce is 0-1 all-time against Clemson.

### SCOUTING THE TIGERS

Clemson is currently ranked No. 19 in the AP Poll and No. 23 in the USA Today Coach's Poll behind a 3-0 start to the season. Under the guidance of coach Brad Brownell, was ranked No. 15 in the final 2017-18 USA Today coaches poll while tying a school record with a 25-10 mark advancing to the NCAA Sweet 16 for the first time since 1997. This season, the Tigers have defeated The Citadel (100-80), North Carolina Central (71-51) and Sam Houston State (74-59).

The Tigers return 4-of-5 starters from last season's Sweet 16 game against Kansas in Marcquise Reed, Shelton Mitchell, David Skara and Elijah Thomas. Reed is leading the team in scoring, averaging 17.3 ppg on 44.7 percent shooting from the field and 33.3 percent from deep with six made 3-pointers. He also pulls down a team-best 7.3 rebounds per game with 22 on the season. Mitchell adds 13.3 points and has also drained six 3-pointers at a 35.3 percent rate. Skara and Thomas contribute 10.3 and 8.0 points, respectively. The fifth member of the starting cast, Aami Simms, is a threat from deep, knocking down a team-best seven triples on eight attempts for an 87.5 shooting percentage from downtown.

Defensively, Clemson has limited its opponent to scoring 63.3 points per game on 37.5 percent shooting from the field and 31.9 percent from downtown with 7.3 made 3-pt FGs per game. The Tigers have caused 42 turnovers (14 tpg) while collecting 22 steals (7.3 stl/g) and 16 blocked shots (5.3 blk/g). On the glass, Clemson outrebounds the opponent by a +5.0 margin, grabbing 107 total boards while giving up 92 to the opposition.

### GEORGIA AND ILLINOIS STATE VS AKRON

On Monday Nov. 19, Georgia and Illinois State are scheduled to play game two of the Cayman Islands Basketball Classic at 1:30 p.m., on one of those teams will be Akron's second opponent. If Georgia and Akron share the court for the second-round game it will be the first meeting in series history between the Zips and the Bulldogs.

However, the Akron against Illinois State scenario would be the ninth meeting between the two teams, but first since the 1999-2000 season. The Zips and the Redbirds series began during the 1969-70 season. The Zips won the first meeting 83-60 in Akron, but the Redbirds own a 6-2 all-time advantage. Akron won the last outing as Illinois State 89-79 at James A. Rhodes Arena to snap the Redbirds six-game winning streak. Illinois State claimed wins during the 1970-71 (at Illinois, 99-88), 1975-76 (at Illinois, 88-69), 1976-77 (in Akron, 91-85), 1977-78 (at Illinois, 86-70), 1986-87 (in the NIT at Illinois, 79-72) and 1998-99 (at Illinois, 84-69) seasons.





### HOME SWEET HOME

The Zips own a 395-124 (.761) all-time record, and in the last 14 seasons, Akron has posted a 188-30 (.862) record at the JAR.

Akron went 12-4 at Rhodes Arena in Groce's first year as head coach. He became the third Akron coach since 1940 to win his first six home games in the first season as head coach. The Zips rattled off seven straight wins at the JAR before falling in the MAC home opener to Buffalo.

The Zips set the all-time longest home winning streak record at Rhodes Arena with 30 consecutive wins during the 2015-17 seasons, replacing the 26-game run the Zips made during the 1985-87 seasons under head coach Bob Huggins. The streak ranked No. 2 in the NCAA. In 34 seasons at the JAR.

### GROCE DEBUTS WITH A WIN

Zips' head coach John Groce has spent over two decades on the sidelines of a basketball court as a coach and enters his 11th season as the lead man, and second at Akron. On April 6, 2017, Groce was named the 22nd head coach in Akron Basketball history.

On Nov. 11, 2017, Groce and the Zips accomplished something that has only been done 10 times in Akron's history, debuting a coaching career with a win. Akron defeated Cleveland State 67-57 in Groce's Akron coaching debut to become the first coach since the 1984-85 season to win their initial game.

In fact, the last coach to start his Akron career with a win was Bob Huggins during the 1984-85 season against Western Illinois, 64-57. Prior to Huggins, six coaches were unsuccessful in accomplishing that feat since Thomas Dowler did so in 1939-40 against Franklin, 34-25.

### LIKE MONEY IN THE BANK

Junior college transfer Channel Banks (Las Vegas, Nev.) has scored in double digits 2-of-3 games this season and is currently third on the team in scoring with 13.3 points per game. He is shooting a team-best 64.3 percent (9-of-14) from long distance. Those nine made 3-point field goals ranks as the team leader as Dan Utomi and Loren Cristian Jackson follow with seven 3-pointers each.

Banks buried 4-of-6 attempts from beyond the 3-point arc in Akron's season/home opener against Cedarville, went 2-of-4 against YSU, and 3-of-4. He led the squad in scoring with 15 points (Cedarville) and 17 points (Chicago State).

### FIVE PLAYERS SCORE DOUBLE FIGURES

Five Zips reached double digits in scoring against Youngstown State as junior Daniel Utomi led all scorers with 25 points, shooting 69.2 percent (9-of-13) from the floor and 50.0 percent from downtown (2-of-4). He added five rebounds, two assists, two steals and a blocked shot to his stat sheet. Senior Jimond Ivey followed with 18 points and five rebounds, while newcomers sophomore Loren Cristian Jackson, junior Deng Riak and junior Tyler Cheese all turned in career-high performances. Jackson posted a career-high 16 points and Riak reached career-best 14 points and rebounds (7). Cheese collected 13 points, a personal best, and tied his four assist best effort.

### OLOJAKPOKE RETURNS TO ACTION

After having his 2017-18 campaign cut short due to season ending heart surgery, junior frontcourt specialist Emmanuel Olojakpoke returned to action. EMan played 13 minutes in Akron's season opener, scoring two points while causing havoc in the paint. Olojakpoke grabbed four rebounds, blocked two shots and had one steal.

### SENIOR LEADER OPENS SEASON WITH A DOUBLE-DOUBLE

Senior guard/wing Jimond Ivey started the season off right by recording a double-double in Akron's first appearance of the season. Ivey scored 12 points and grabbed 11 rebounds. He led the Zips on the glass, pulling down 10 defensive rebounds and grabbing one offensive board. From the floor, Ivey used a 4-of-6 performance from the floor and a 4-of-6 showing from the free throw line for the 12 points.

### LOREN CRISTIAN JACKSON DID NOT MISS A BEAT

Transfer guard Loren Cristian Jackson didn't show any signs of rust as sophomore transfer from Long Beach State led the Zips offense and was second in scoring in the opener. He tallied 14 points in the 70-50 win over Cedarville. HE grabbed a second best seven rebounds while dishing out two assists. Jackson connected with four long range buckets on seven attempts for a 57.1 percent showing from beyond the arc.

### STARTING THE SEASON OFF RIGHT

The Zips are 72-46 (.610) all-time in season openers with a 58-12 (.829) home record and 14-34 (.292) on the road. Since the 2004-05, UA is 10-5 (.667) when opening the season, standing 7-1 (.875) at home, 3-4 (.429) on the road and 2-0 (1.000) under head coach John Groce. In addition, Akron owns a 97-21 (.822) home-opening record and 32-4 (.888) at Rhodes Arena. The Zips have been winners in the last 17-of-18 home opening games. Akron is 18-8 in MAC openers, 10-1 at home since joining the league in 1992. Over the last 15 seasons, the Zips are 11-4 in MAC openers and 7-1 at home. Akron has won the last 7-of-8 MAC openers.

### BEST START TO A SEASON

The 2015-16 Akron Zips started the season with a 3-0 winning streak. The three consecutive wins to open the season marks the best start in the Division I era of Akron men's basketball history. In addition, the 13-2 start was the best opening to a season in Akron basketball's Division I era, while the Zips win over the Arkansas Razorbacks marked the fifth consecutive season the Zips posted a win over a Power Five Conference opponent.

### THE LEBRON JAMES SHOE DEAL AND NIKE APPAREL

Since June 2008, the Akron men's basketball program has been partnered with Nike under which the Zips' shoes, game uniforms, warm ups and accessories are licensed under the Nike and LeBron James Trademarks.

The Zips are just one of three college programs in the country that are partnered with the LBJ line of Nike equipment, the others are Ohio State and Duquesne. Akron rocks six pairs of LBJ kicks in three different styles all customized to Akron Basketball.

The Akron Zips men's basketball team has six different uniforms, including four new looks for the 2018-19 season. Akron will continue to sport the grey set of uniforms modeled after the Team USA uniforms, which were new for 2017-18. The Grey uniforms feature the script Akron on the chest in blue outlined in the university gold. The numbers are depicted the same way which matches the blue piping that outlines the uniform. The shorts feature the Z-logo on both sides of the leg and are piped with the blue. Akron also had a new set of purple se uniforms last season that are worn as a tribute to former coach and director of operations Dan Peters.

**2018-19 AWARDS AND HONORS****Mac Player of the Week****Records and Streaks****Preseason MAC Polls (first place votes)****MAC East Division**

1. Buffalo – 210 (35)
2. Miami – 127
3. Kent State – 122
4. Ohio – 121
5. Akron – 97
6. Bowling Green – 58

**MAC West Division**

1. Eastern Michigan – 183 (17)
2. Ball State – 175 (11)
3. Toledo – 156 (5)
4. Western Michigan – 81 (1)
5. Northern Illinois – 73
6. Central Michigan – 67 (1)

**MAC Tournament Champion:** Buffalo 25, Eastern Michigan 3, Toledo 3, Central Michigan 1, Miami 1, Northern Illinois 1, Western Michigan 1

**MAC East Division Preseason All-MAC Team**

Demajeo Wiggins, Sr., Forward, Bowling Green  
C.J. Massinburg, Sr., Guard, Buffalo  
Jeremy Harris, Sr., Guard, Buffalo  
Nick Perkins, Sr., Forward, Buffalo  
Jaylin Walker, Sr., Guard, Kent State

**MAC West Division Preseason All-MAC Team**

Taylor Persons, Sr., Guard, Ball State  
James Thompson IV, Sr., Forward/Center, Eastern Michigan  
Elijah Minnie, Sr., Forward, Eastern Michigan  
Eugene German, Jr., Guard, Northern Illinois  
Jaelan Sanford, Sr., Guard, Toledo

**GAME 4 | vs Clemson**

For 2018-19, the Zips will showcase new home and away, whites and blues, with combinations that brings back the gold. Both sets feature the script Akron across the chest in gold with the white set accented by blue outlines and piping, while the blues are outlined in white. The pants feature the Z-Logo on one leg and script Akron on the opposite side. Also, the Roo-Head debuts on the waistband. Speaking of Gold, Akron's "Gold Standard" uniforms are back. Yes, Akron will be rockin gold uniforms once again. The Team USA inspired uniforms feature the script Akron in blue across the chest with the Roo-Head on the sides of the shorts. The waistband features the Z-Logo.

The final uniform is a Fear The Roo uniform that is anthracite (dark grey) as the base color. Those are all the details we can divulge at this time.

**UP NEXT**

Round two games for the Cayman Islands Classic Basketball Tournament is scheduled for Tuesday, Nov. 20 at at either 11 a.m. (game 5) or 1:30 p.m. (game 6). Fans can follow the action live on GoZips.com via live stats, Zips radio network or Facebook live.

**AKRON VS. CHICAGO STATE RECAP**

The Akron Zips men's basketball team defeated Chicago State 87-46 at James A. Rhodes Arena on Friday night to collect their third win of the season before departing for the Cayman Islands Basketball Classic at Grand Cayman Island.

The Zips three-game run to open the season tied the 2015-16 team for best start to a season in Akron's Division I era. That team won 13-of-15 games which was the best opening to a season in Akron basketball's Division I era.

Every player on the Zips bench touched the scoring column as junior **Channel Banks** posted a career-high 17 points on an impressive 75.0 percent, 6-of-8 shooting effort from the floor and a 3-of-4 (.750) performance from downtown. Junior **Daniel Utomi** and senior **Jimond Ivey** completed the double-digit scorers with 14 and 12 points, respectively. Sophomore **Loren Cristian Jackson** and junior **Emmanuel Olojakpoke** (Houston, Texas) went for eight and five, while six Zips tallied four points each – junior **Deng Riak**, junior **Tyler Cheese**, sophomore **Jaden Sayles**, sophomore **Mark Kostelac**, sophomore **Jeremy Roscoe**, freshman **Scott Walter**. Sophomore **LePear Toles** and freshman **Jake Fischer** chipped in three points and junior **Marquelle McIntyre** had one point.

The Cougars were paced by Rob Shaw with 12 points, followed by Christian Jacob 11 points. Chicago State slightly outrebounded Akron 38-36, and the Zips won the turnover battle 14-20.

**AKRON VS. YOUNGSTOWN STATE RECAP**

The Akron Zips men's basketball team turned up the intensity in the second half to outscore Youngstown State 52-25 en route to a 98-69 win at the fourth annual Northeast Ohio Coaches vs. Cancer Double-header at the Wolstein Center in Cleveland, Ohio. With the win, Akron moved to 2-0 on the season, while the Penguins fell to 0-2.

For the game, Akron shot 56.3 percent (36-of-64) from the floor and 31.8 percent (7-of-22) from 3-point range. Akron was also able to get to the free throw line 26 times and made 19 of those attempts for a 73.1 free throw percentage. The Zips won the battle of the boards 37-35, but the most impressive stat maybe the lack of turnovers as they only gave the ball up five times compared to the 15 forced giveaways.

Five Zips reached double digits in scoring Daniel Utomi (25), Jimond Ivey (18), Loren Cristian Jackson (16), Deng Riak (14) and Tyler Cheese (13). For YSU, Olamide Pedersen notched a double-double with a team-best 18 points and 10 rebounds. Darrius Quisenberry scored 10 points.

**AKRON VS. CEDARVILLE RECAP**

The Akron Zips broke away late for a 70-50 win over visiting Cedarville in the opener for both teams at James A. Rhodes Arena. Junior guard Channel Banks led the way for the Zips (1-0) in his Akron debut with 15 points and redshirt sophomore guard Loren Cristian Jackson added 14 in the win. Banks made four 3-pointers and converted 71.4 percent of his field goal attempts.

It was a close game throughout as neither side led by more than five points through the first 24 minutes of action. Akron finally pushed its edge to six on a 3-pointer by junior forward Daniel Utomi with 15:57 remaining in the second half and extended the lead to 11 thanks to an 8-0 run early in the second half.

Akron's strong second half was paced on the glass as the Zips grabbed 25 caroms to the Yellow Jackets' 20 in the second stanza. The contest also saw the return to the court of Akron junior forward Emmanuel Olojakpoke who missed the end of last season following heart surgery. Olojakpoke played 13 minutes and tallied two points and four rebounds in the win. Eleven different players saw action for the Zips as second-year head coach John Groce worked multiple newcomers into the mix.

**THREE PLAYERS OFFICIALLY COMMIT TO AKRON MEN'S BASKETBALL**

The University of Akron men's basketball program, under second-year head coach John Groce, is pleased to announce the addition of Camron Reece, Mikal Dawson and Ali Ali as all three players signed a National Letter of Intent to play basketball for the blue and gold during the 2019-2020 season.

"Our incoming class is a group of very skilled players with great size that impacts our versatility on both offense and defense both in the backcourt and in the frontcourt," Groce said. "Camron is the most experienced of the bunch, having played two years at the junior college level, while Mikal and Ali will have the full four-year college basketball experience as Zips."

Camron Reece, a 6'7" forward from Oakland, Calif., attends Sheridan College, where current Zip Channel Banks played last season. Reece will have two years of eligibility remaining for Akron. When Reece and Banks were teammates (2017-18), Reece was a Third-Team All-Region IX selection after starting all 29 games for the Generals. He averaged a double-double, grabbing 15.2 rebounds and scoring 14.5 points per game. Reece shot 66.9 percent from the floor while adding 24 steals, 20 blocks and 16 assists.

In 2018-19, Reece entered his second season at Sheridan as a preseason Second-Team All-American. After four games this season, he is averaging 20 rebounds per 40-minute game, grabbing 29 boards and scoring at an 11.3 ppg rate with 45 total points. Prior to joining the Generals, he attended Oakland Tech High School and helped the Bulldogs to a 10-0 record in Oakland's Athletic League. He was named First-Team All-OAL after averaging a double-double as a senior.

"Camron is a very athletic physical presence that adds versatility on both sides of the ball," Groce said. "His length and athleticism will enhance our ability to rebound and score. Cam is an elite level athlete that we are excited to have in our program."

Mikal Dawson, a 6'4" guard from Huntington, W.Va., was a Huntington High School standout before reclassifying as a 2019 college recruit by signing with Huntington Prep's post-graduate program. During his high school career at Huntington High, Dawson was one of West Virginia's top players and was a member of two state championship teams, a runner-up squad, and a quarterfinal team. He was also an all-league football player.

In 2017-18, he finished second in the 2018 state player of the year voting, averaging 20 points and 7.8 rebounds per game. He scored his 1,000th career point while leading the Highlanders to a 17-7 record. Dawson earned First-Team All-State accolades for a second-consecutive season, was named captain of the Class AAA all-state first team by the West Virginia Sports Writers Association, and was The Herald-Dispatch Player of the Year. In addition, he is a two-time Herald-Dispatch All-Tri-State first-team player. As a junior, Dawson averaged 22 points per game and led the Highlanders to a 2017 state title. He was also a member of Huntington's state runner-up team in 2016 and won the state title as a freshman in 2015.

"Mikal is a very long and athletic guard that will add versatility at both ends," Groce said. "He is an elite level playmaker that will be able to play all three guard positions. His length and athleticism also make him a very good defensive player."

Ali Ali, a 6'8" wing from Kendallville, Ind., attends East Noble High School where he will be one of the key returning pieces in his senior season. He is a player that can step out and shoot from long range at a high rate as well as make plays for himself and others when he has the ball in his hands. He will contribute in every statistical category this season.

As a junior, Ali earned First-Team All-Northeast 8 Conference and was the first player in school history to be named Indiana Junior All-Star. In addition, he was a finalist for the Journal Gazette Player of the Year. Ali averaged 16.3 points per game on 53.0 percent shooting from the floor which included a 47.4 percent effort from beyond the 3-point arc. He grabbed 4.9 rebounds per game with 4.6 assists and owned a 2.43 assist to turnover ratio.

"Ali is a long, athletic wing that has the ability to play multiple positions," Groce said. "He has a high basketball IQ and makes his teammates better at both ends. We believe Ali has tremendous upside and we look forward to helping Ali develop and reach his full potential."



**WHAT IS A ZIP?**

- One of the unique nicknames in collegiate athletics belongs to The University of Akron.

- Originally Zippers, athletic director Kenneth "Red" Cochrane officially shortened the nickname to the Zips in 1950. Twenty-five years earlier a campus-wide contest had been conducted to choose a nickname for the University's athletics teams.

- Suggestions submitted by students, faculty, and alumni included GoldenBlue Devils, Tip Toppers, Rubbernecks, Hillbillies, Kangaroos, and Cheveliers.

- The winner, freshman Margaret Hamlin, received a prize of \$10 for Zippers, a \$6 pair of rubber overshoes and a brand name of the BF Goodrich Company.

- The evolution of Zippy, UA's mascot, began 40 years ago when the student council decided the University needed a mascot.

- "Zippy" the kangaroo was officially declared the school's mascot on May 1, 1953. The first known printed reference to the mascot as "Zippy" was a 1965 Zip football press brochure. The Buchtelite's first use of the name "Zippy" came Sept. 24, 1965, in an identification of a photo of the cheerleaders listing "Mascot - 'Zippy' - Charles Huettnner."

- In 2007, Zippy was named the Capital One National Mascot of the Year.

**AKRON BLUE AND GOLD**

University of Akron Fight Song

We cheer the Akron Blue and Gold;  
We cheer as the colors unfold.  
We pledge anew we're all for you;  
As the team goes crashing through,  
FIGHT! FIGHT!

We cheer the Akron warriors bold;  
For a fight that's a sight to behold.  
So we stand up, and cheer and shout  
For the Akron Blue and Gold.

Zzip! Zip go the Zippers!  
Zzip! Zip go the Zippers!  
Akron true Gold and Blue,  
All for you and the Zippers, too!

**2017-18 REVIEW**

	Overall	Home	Away	Neutral
<b>2017-18 Record</b>	<b>14-18</b>	<b>12-4</b>	<b>2-10</b>	<b>0-4</b>
<b>2017-18 MAC Record</b>	<b>6-12</b>	<b>5-4</b>	<b>1-8</b>	<b>0-0</b>

**MAC Finish 6th/11th (East/Overall)/No. 11 Seed in Tournament**  
**Mid-American Conference Tournament Quarterfinal Appearance**

**Mid-American Conference Tournament Results:**

**defeated (6) Western Michigan (79-78), First Round+**  
**defeated by (3) Eastern Michigan (67-58), Quarterfinal\***

**+ played at University Arena (Kalamazoo, Mich.)**

**\* played at Quicken Loans Arena (Cleveland, Ohio)**

**ROSTER BREAKDOWN**

Starters Returning/Lost	3/2
Letterwinners Returning/Lost	6/7
Newcomers/Transfers	6/2

**Roster Breakdown (by position)**

Guards: 8 | Wings: 1 | Guard/Wing: 1 | Frontcourt: 6

**Roster Breakdown (by class)**

Freshmen: 2 | Sophomores: 5 | Juniors: 6 | Seniors: 1 | Graduate: 0 | Transfers: 2

**PLAYERS TO WATCH****Jimond Ivey (Sr., G) - All-MAC Candidate**

2017-18 stats: 13.1 pts/g, 5.7 reb/g, 3.5 ast/g, 1.1 stl/g

- Set Akron's Single Game Scoring Record
- Scored 48 points against Ball State (1/27/18)
- Earned MAC Player of the Week (1/29/18)
- Led Akron in rebounds (183) and assists (113)
- Recorded double figures 20 times
- Started all 32 games

**Daniel Utomi (Jr., F) - All-MAC Candidate**

2017-18 stats: 16.7 pts/g, 5.3 reb/g, 45.0 FG%, 40.2 3pt FG%

- All-MAC Honoree
- Two-time MAC Player of the Week
- Led Akron's scoring (28 double-digit performances)
- Scored 20+ points 11 times
- Scored a career-high 32 points (UT Martin, 11/18/17)
- Started 31-of-32 games





## GAME 4 | vs Clemson

### AKRON'S RECORD WHEN...

At home	2-0
On the road	0-0
Neutral	1-0
Playing on National TV	0-0
In overtime	0-0
In games decided by 1-2 points	0-0
In games decided by 3-5	0-0
In games decided by 6-10 points	0-0
In games decided by 11-20 points	1-0
In games decided by 21 or more	2-0
Scoring First	1-0
Leading at half	2-0
Tied at half	0-0
Trailing at half	0-0
Leading with 10:00 remaining	3-0
Trailing with 10:00 remaining	0-0
Tied with 10:00 remaining	0-0
Leading with 5:00 remaining	3-0
Trailing with 5:00 remaining	0-0
Tied with 5:00 remaining	0-0
UA shoots 50% or better	1-0
UA shoots less than 50%	0-0
UA shoots better than opponent	3-0
UA shoots worse than opponent	0-0
UA shoots the same FG% as opponent	0-0
Opponent shoots 50% or better	0-0
UA out-rebounds opponent	2-0
Opponent out-rebounds UA	1-0
Rebounds are tied	0-0
UA shoots 70% or better at FT line	2-0
UA has more FT attempts	3-0
Opponent has more FT attempts	0-0
FT attempts are tied	0-0
UA shoots 40% or better from 3-point	0-0
UA shoots under 40% from 3-point	3-0
UA has more turnovers than opponent	0-0
UA has less turnovers than opponent	3-0
Turnovers are tied	0-0
UA scores 90-plus points	1-0
UA scores 80-89 points	1-0
UA scores 70-79 points	1-0
UA scores 60-69 points	0-0
UA scores 50-59 points	0-0
UA scores 49 or less points	0-0
Opponent scores 90-plus points	0-0
Opponent scores 80-89 points	0-0
Opponent scores 70-79 points	0-0
Opponent scores 60-69 points	1-0
Opponent scores 50-59 points	1-0
Opponent scores 49 or less points	1-0
<b>AKRON STREAKS...</b>	
Current Streak	WON 3
Home Court Streak	WON 3
Road Streak	WON 1
Neutral Court Streak	WON 1
Last 5 Games	3-0
Last 10 Games	3-0
<b>AKRON BY MONTH...</b>	
November	3-0
December	0-0
January	0-0
February	0-0
March	0-0
<b>AKRON BY DAY OF THE WEEK...</b>	
Sunday	0-0
Monday	0-0
Tuesday	1-0
Wednesday	0-0
Thursday	0-0
Friday	1-0
Saturday	1-0

### NUMERICAL ROSTER

No.	Name	Pos.	Ht.	Wt.	Yr.	Hometown   High School   Previous School
0	Jimond Ivey	G/W	6-5	200	Sr.	Cleveland, Ohio (Glenville High School/Ginn Academy)
1	Loren Cristian Jackson	G	5-8	160	So.	Chicago, Ill. (Long Beach State/Victory Rock Prep)
3	Daniel Utomi	W	6-6	215	Jr.	Houston, Texas (Westside High School)
4	Tyler Cheese	G	6-5	195	Jr.	Albany, Ga. (Florida Southwestern State/Albany High School)
5	LePear Toles	G	6-6	195	So.	Canton, Ohio (State Fair C.C./Canton McKinley High School)
10	Deng Riak	F	6-10	225	Jr.	Melbourne, Australia (East Carolina/Victory Rock Prep)
11	Channel Banks	G	6-4	186	Jr.	Las Vegas, Nev. (Sheridan C.C./Hillcrest Prep Academy)
12	Marquelle McIntyre	G	5-10	175	Jr.	Greensboro, N.C. (Greensboro Day School)
13	Jeremy Roscoe	G	6-2	190	So.	Chicago, Ill. (Panola College/Victory Rock Prep)
14	Scott Walter	G	5-10	170	Fr.	Akron, Ohio (St. Vincent-St. Mary High School)
22	Emmanuel Olojakpoke	F	6-8	190	Jr.	Houston, Texas (Cypress Springs High School)
23	Jaden Sayles	F	6-9	235	So.	Cincinnati, Ohio (Sycamore High School)
24	Jake Fischer	G	6-4	180	Fr.	Columbus, Ohio (Bishop Hartley/Huntington Prep)
44	Mark Kostelac	F	6-11	250	So.	Cleveland, Ohio (IMG Academy/Notre Dame Cathedral Latin)
<b>Transfers (Eligible to compete during 2019-20 season)</b>						
20	Xeyrius Williams	F	6-9	205	Sr.	Springfield, Ohio (Dayton/Wayne High School)
50	Khadim Gueye	F	7-0	245	Jr.	Dakar, Senegal (South Carolina/Edison Academic HS)

G - Guard, W - Wing, F - Frontcourt

Head Coach: **John Groce** (Taylor 1994) - 11th season (2nd Season at Akron)

Associate Head Coach: **Dustin Ford** (Ohio 2001)

Assistant Coaches: **Rob Fulford** (Marshall 1997), **Robby Pridgen** (Roanoke 2003)

Director of Basketball Operations: **Cole Pittis** (Muskingum 2007)

Video Coordinator: **Evann Baker** (Quinnipiac 2012)

Graduate Assistants: **Trent Howard** (Akron 2017), **Sean Carroll** (Akron 2018)

### ALPHABETICAL ROSTER

No.	Name	Pos.	Ht.	Wt.	Yr-Exp	Hometown   High School   Previous School
11	Channel Banks	G	6-4	186	Jr.-JC	Las Vegas, Nev. (Sheridan C.C./Hillcrest Prep Academy)
4	Tyler Cheese	G	6-5	195	Jr.-JC	Albany, Ga. (Florida Southwestern State/Albany High School)
24	Jake Fischer	G	6-4	180	Fr.-HS	Columbus, Ohio (Bishop Hartley/Huntington Prep)
50	Khadim Gueye	F	7-0	245	RS-TR	Dakar, Senegal (South Carolina/Edison Academic HS)
0	Jimond Ivey	G/W	6-5	200	Sr.-3L	Cleveland, Ohio (Glenville High School/Ginn Academy)
1	Loren Cristian Jackson	G	5-8	160	So.-1L	Chicago, Ill. (Long Beach State/Victory Rock Prep)
44	Mark Kostelac	F	6-11	250	So.-1L	Cleveland, Ohio (IMG Academy/Notre Dame Cathedral Latin)
12	Marquelle McIntyre	G	5-10	175	Jr.-2L	Greensboro, N.C. (Greensboro Day School)
22	Emmanuel Olojakpoke	F	6-8	190	Jr.-2L	Houston, Texas (Cypress Springs High School)
10	Deng Riak	F	6-10	225	Jr.-2L	Melbourne, Australia (East Carolina/Victory Rock Prep)
13	Jeremy Roscoe	G	6-2	190	So.-JC	Chicago, Ill. (Panola College/Victory Rock Prep)
23	Jaden Sayles	F	6-9	235	So.-1L	Cincinnati, Ohio (Sycamore High School)
5	LePear Toles	G	6-6	195	So.-JC	Canton, Ohio (State Fair C.C./Canton McKinley High School)
3	Daniel Utomi	W	6-6	215	Jr.-1L	Houston, Texas (Westside High School)
14	Scott Walter	G	5-10	170	Fr.-HS	Akron, Ohio (St. Vincent-St. Mary High School)
20	Xeyrius Williams	F	6-9	205	RS-TR	Springfield, Ohio (Dayton/Wayne High School)

# - Indicates returning starter | \* - Blocked shots per game

G - Guard, W - Wing, F - Frontcourt

### PRONUNCIATION GUIDE

3	Daniel Utomi - ( <b>You-Toe-ME</b> )
5	LePear ( <b>Leh-Peer</b> ) Toles
10	Deng ( <b>Dang</b> ) Riak ( <b>Ree-Ack</b> )
12	Marquelle ( <b>Mar-Quel</b> ) McIntyre
20	Xeyrius ( <b>Z-Air-ee-us</b> ) Williams
22	Emmanuel Olojakpoke - ( <b>oh-low-JUH-poke-e</b> )
23	Jaden ( <b>Jay-Den</b> ) Sayles
44	Mark Kostelac ( <b>Cost-uh-Lack</b> )
50	Khadim ( <b>Kuh-Dee-M</b> ) Gueye - ( <b>Gay</b> )





# GAME 4 vs Cleveland MEN'S BASKETBALL BROADCAST ROSTER

0



**JIMOND IVEY**  
Senior • G/W  
Cleveland, Ohio

1



**LOREN CRISTIAN JACKSON**  
Sophomore • G  
Chicago, Ill.

3



**DANIEL UTOMI**  
Junior • W  
Houston, Texas

4



**TYLER CHEESE**  
Junior • G  
Albany, Ga.

5



**LEPEAR TOLES**  
Sophomore • G  
Akron, Ohio

10



**DENG RIAK**  
Junior • C  
Melbourne, Australia

11



**CHANNEL BANKS**  
Junior • G  
Las Vegas, Nev.

12




**MARQUELLE MCINTYRE**  
Junior • G  
Greensboro, N.C.

13



**JEREMY ROSCOE**  
Sophomore • G  
Chicago, Ill.

14



**SCOTT WALTER**  
Freshman • G  
Akron, Ohio

22




**EMMANUEL OLOJAKPOKE**  
Junior • F  
Houston, Texas

23



**JADEN SAYLES**  
Junior • F  
Cincinnati, Ohio

24



**JAKE FISCHER**  
Freshman • G  
Columbus, Ohio

44



**MARK KOSTELAC**  
Sophomore • C  
Cleveland, Ohio



**JOHN GROCE**  
Head Coach  
Second Season, 11th Overall



**DUSTIN FORD**  
Associate Head Coach  
Second Season



**ROB FULFORD**  
Assistant Coach  
Second Season



**ROBBY PRIDGEN**  
Assistant Coach  
Second Season



**COLE PITTIS**  
Director of Basketball Operations  
Second Season



**John  
GROCE**

**HC**

**Head Coach  
Second Season  
11th Season overall  
Taylor (1994)**

John Groce enters his second season as the University of Akron head men's basketball coach. He became the Akron Zips 22nd head coach on April 6, 2017.

Groce has a long track record of building championship caliber teams and all-around successful young men. The program's mission "to be impactful", and the vision "OneAkron", resonates with everyone involved in the program as he is notorious for saying "It takes a village."

## THE JOHN GROCE FILE

### COACHING EXPERIENCE

<b>2018-present</b>	<b>Akron</b>	<b>Head Coach</b>
<b>2013-17</b>	<b>Illinois</b>	<b>Head Coach</b>
<b>2009-12</b>	<b>Ohio</b>	<b>Head Coach</b>
<b>2007-08</b>	<b>Ohio State</b>	<b>Associate Head Coach</b>
<b>2005-06</b>	<b>Ohio State</b>	<b>Assistant Coach</b>
<b>2002-04</b>	<b>Xavier</b>	<b>Assistant Coach</b>
<b>2001</b>	<b>Butler</b>	<b>Assistant Coach</b>
<b>1997-00</b>	<b>N.C. State</b>	<b>Assistant Coach</b>
<b>1994-96</b>	<b>Taylor</b>	<b>Assistant Coach</b>

### YEAR-BY-YEAR COACHING RECORD

Year	Team	Overall	Conference	Finish/Postseason
2008-09	Ohio	15-17 (.468)	7-9 (.438)	6th East
2009-10	Ohio	22-15 (.595)	7-9 (.438)	5th East, NCAA Second Round
2010-11	Ohio	19-16 (.543)	9-7 (.563)	3rd East, CIT Quarterfinals
2011-12	Ohio	29-8 (.784)	11-5 (.688)	3rd East, NCAA Sweet 16
<b>Ohio Totals (4 seasons)</b>		<b>85-56 (.603)</b>	<b>34-30 (.531)</b>	
2012-13	Illinois	23-13 (.639)	8-10 (.444)	T7th, NCAA Third Round
2013-14	Illinois	20-15 (.571)	7-11 (.389)	T8th, NIT Second Round
2014-15	Illinois	19-14 (.576)	9-9 (.500)	T7th, NIT First Round
2015-16	Illinois	15-19 (.441)	5-13 (.278)	12th
2016-17	Illinois	18-14 (.563)	8-10 (.444)	9th
<b>Illinois (5 seasons)</b>		<b>95-75 (.559)</b>	<b>37-53 (.411)</b>	
2017-18	Akron	14-18 (.438)	6-12 (.333)	6th East
2018-19	Akron	2-0 (1.000)	0-0 (.000)	
<b>Akron (1 season)</b>		<b>16-18 (.471)</b>	<b>6-12 (.333)</b>	
<b>Career Totals (10 seasons)</b>		<b>194-149 (.566)</b>	<b>77-95 (.448)</b>	

### BIRTHDATE

Sept. 7, 1971

### EDUCATION

Taylor University, B.S. in mathematics, 1994

### COLLEGIATE PLAYING CAREER

1991-93 Basketball (Taylor)

### HOMETOWN

Danville, Ind.

### FAMILY

## GAME 4 | vs Clemson

During his 24-year coaching career, he led his teams to 19 postseason appearances, including two Mid-American Conference championships and a NCAA Sweet 16 appearance, while improving and sustaining success in the classroom at every institution.

Groce inherited a highly successful Akron Zips basketball program that is viewed as one of the top mid-major programs in the nation, and he is determined to keep moving the needle forward.

In his first season at the helm, Groce was faced with the daunting task of rebuilding a staff and a competitive roster, which was a success. However, mid-season injuries decreased the size of the active roster and altered the style of play. Despite those setbacks, Akron made the adjustments and advanced to the quarterfinals of Mid-American Conference Tournament in Cleveland, Ohio for the 14th straight year.

Prior to joining the Zips, Groce was head men's basketball coach at the University of Illinois for five seasons. During his tenure at Illinois, he led the Illini to an average of 19 wins per season along with postseason appearances in three of his first four years in Champaign, owning a 95-75 record.

He arrived at Illinois after four seasons as head coach at Ohio University, where he led the Bobcats to an 85-56 overall record as well as Mid-American Conference Tournament titles and NCAA Tournament appearances in 2010 and 2012.

Ohio was the story of the 2012 Tournament, advancing to the Sweet 16 as a No. 13 seed with victories over No. 4 seed Michigan followed by No. 12 seed South Florida. The Bobcats made a strong push for the Elite Eight before falling to No. 1 seed North Carolina in overtime in the regional semifinal. It marked just the second time in Ohio's school history and first since 1964 that the Bobcats won multiple games in the NCAA Tournament. Ohio finished the 2012 season with a school-record 29 wins and was known for its pressure defense, ranking second nationally in turnover percentage and third in steals percentage.

Groce has a total of 24 years in the coaching profession and has been part of teams that have made 19 postseason appearances. His record in 15 years as an assistant was an impressive 349-156, giving him a combined record of 511-273.

Groce earned his first head-coaching job at Ohio following four seasons on Thad Matta's staff at Ohio State from 2005-08, the first two as assistant coach and last two as associate head coach. During Groce's time in Columbus the Buckeyes amassed a record of 105-35, advanced to the NCAA Championship game in 2007 and second round in 2006, claimed back-to-back outright Big Ten Championships in 2006 and 2007 and won the NIT in 2008. Groce played a key role in recruiting many of the top players at Ohio State and was named Rivals' 2006 National Recruiter of the Year.

In all, Groce spent eight years as an assistant under Matta. Prior to his time at Ohio State, Groce served three years on Matta's staff at Xavier from 2002-04 and one season at Butler in 2001. The Musketeers went 78-23 and made three straight NCAA appearances, advancing to the second round in 2002 and 2003 and the Elite Eight in 2004. Xavier also won consecutive Atlantic 10 titles in 2002 and 2003. Butler, meanwhile, went 24-8 and won a conference crown in 2001 while also advancing to the second round of the NCAA Tournament.

Groce entered the Division I coaching ranks as a member of Herb Sendek's staff at North Carolina State from 1997-2000. The Wolfpack went 73-58 overall and advanced to the NIT in each of the four seasons Groce was in Raleigh, including a trip to the semifinals in 2000.

Groce got his start in coaching as an assistant at his alma mater, Taylor University in Upland, Indiana. Groce spent three years on Paul Patterson's staff from 1994-96, helping lead the Trojans to a 69-32 record and a pair of trips to the NAIA national tournament. Groce played for Patterson for three years from 1991-93 before making the transition to a student assistant role as a senior. Taylor compiled a 90-16 record and made three trips to the NAIA Tournament during Groce's playing career, including a 1991 Final Four appearance during his freshman season.

Groce, 46, earned a bachelor's degree in mathematics from Taylor in 1994. He and his wife, Allison, have two sons, Conner and Camden, and a daughter, Cate.



## THE NUMBERS ON AKRON HOOPS...

**3** Akron has won three MAC tournament titles in the last eight seasons to represent the league in the NCAA Tournament.

**15** The number of times the Zips have finished in the top-three in the MAC East since divisional play began during the 1997-98 season.

**19** Only 10 teams have at least 19 wins every season since the start of the 2004-05 campaign, including the Zips.

**21** Akron was one of just four programs in all of Division I basketball to post at least 21 wins in 12 straight-seasons.

**81** The number of wins in league play the Zips have posted since the start of the 2012 MAC schedule (81-33, .711).

**81** Akron has posted 81 winning seasons in 117 years of basketball.

**86.3** The Zips have a home winning percentage of 86.3 since the start of the 2004-05 campaign (189-30).

**161** Akron has posted 161 wins in conference play since the 2004-05 season (161-77, .676). The Zips' 161 wins are the most in the league during that stretch.

**189** Akron has posted 189 home wins since the 2004-05 campaign (189-30, .863).

**322** The number of wins the Zips have posted since the start of the 2004-05 season, the most victories in the MAC.

**585** The number of consecutive games that Akron has made at least one 3-point basket.

**1,596** The Zips have won 1,596 games in their 118 seasons of basketball. Akron was the 56th Division I program to post 1,500 all-time wins.

## GROCE'S HEAD COACHING RECORD VS. ALL OPPONENTS

Opponent	UA W-L	TOT W-L
Akron	0-0	6-4
Alabama	0-0	0-1
Alabama State	0-0	1-0
American	0-0	1-0
Appalachian State	1-0	1-0
Arkansas State	0-0	1-0
Auburn	0-0	2-0
Austin Peay	0-0	2-1
BYU	0-0	1-0
<b>Ball State</b>	<b>0-2</b>	<b>3-5</b>
Baylor	0-0	1-0
Boston U.	0-0	1-0
<b>Bowling Green</b>	<b>2-0</b>	<b>5-6</b>
Bradley	0-0	1-0
Brown	0-0	1-0
Bucknell	0-0	1-0
<b>Buffalo</b>	<b>0-2</b>	<b>5-6</b>
Butler	0-0	1-0
<b>Cedarville</b>	<b>1-0</b>	<b>1-0</b>
<b>Central Michigan</b>	<b>1-0</b>	<b>4-2</b>
Chaminade	0-0	1-0
Chattanooga	1-0	1-1
<b>Chicago State</b>	<b>1-0</b>	<b>3-0</b>
<b>Clemson</b>	<b>0-0</b>	<b>0-1</b>
Cleveland State	1-0	1-0
Colgate	0-0	1-0
Colorado	0-0	1-0
Concord	1-0	1-0
Coppin State	0-0	1-0
Dartmouth	0-0	1-0
Davidson	0-1	0-1
Dayton	0-1	0-1
Delaware	0-0	2-1
Detroit Mercy	0-0	1-0
Eastern Kentucky	0-0	2-1
<b>Eastern Michigan</b>	<b>0-2</b>	<b>2-4</b>
East Tennessee State	0-0	0-1
Elon	0-0	1-0
Florida State	0-0	0-1
Gardner-Webb	0-0	1-0
George Mason	0-0	0-1
Georgetown	0-0	1-0
Georgia Southern	0-0	1-0
Georgia Tech	0-0	1-1
Gonzaga	0-0	1-0
Hampton	0-0	1-0
Hawaii	0-0	1-0
Holy Cross	0-0	1-0
Illinois State	0-0	2-0
Indiana	0-0	3-6
Indiana State	0-0	2-0
Iowa	0-0	4-4
Iowa State	0-0	0-1
<b>IPFW</b>	<b>1-0</b>	<b>2-0</b>
IUPUI	0-0	2-1
Jacksonville State	0-0	1-0
Kansas	0-0	0-1
Kennesaw State	0-0	2-0
<b>Kent State</b>	<b>1-1</b>	<b>5-6</b>
Lamar	0-0	2-1
Louisville	0-0	0-2
Marietta	0-0	1-0
<b>Marshall</b>	<b>0-1</b>	<b>2-4</b>
Maryland	0-0	1-3
McKendree	0-0	1-0
Miami	0-0	0-2
<b>Miami (Ohio)</b>	<b>0-2</b>	<b>6-5</b>
Michigan	0-0	3-9
Michigan State	0-0	3-4
Middle Tennessee	0-0	1-0
Minnesota	0-0	6-3
Mississippi Valley State	1-0	1-0
Missouri	0-0	4-1
Morgan State	0-0	1-0
Nebraska	0-0	5-3
Norfolk State	0-0	2-0
North Carolina	0-0	0-1
North Carolina A&T	0-0	2-0
North Carolina State	0-0	1-0
North Dakota State	0-0	1-0
North Florida	0-0	0-1
<b>Northern Illinois</b>	<b>1-0</b>	<b>5-0</b>
Northern Iowa	0-0	1-0
Northern Kentucky	0-0	1-0
Northwestern	0-0	5-3
Notre Dame	0-0	0-1
Oakland	0-0	1-1
<b>Ohio</b>	<b>1-1</b>	<b>1-1</b>
Ohio Valley	0-0	1-0
Ohio State	0-0	2-6
Oregon	0-0	0-2
Penn State	0-0	4-3
Pittsburgh	0-0	0-1
Portland	0-0	1-0
Princeton	0-1	0-1
Providence	0-0	0-1
Purdue	0-0	3-5
Robert Morris	0-0	0-3
Rutgers	0-0	3-1
St. Bonaventure	0-0	0-1
St. Francis (N.Y.)	0-0	2-0
St. Francis (Pa.)	0-0	1-0
Santa Clara	0-0	1-0
South Dakota	0-0	1-0
South Florida	0-0	1-0
Southeast Missouri	0-0	1-0
Temple	0-0	0-1
Tennessee	0-0	0-1
Tennessee-Martin	1-0	2-0
Texas A&M-Corpus Christi	0-0	1-0
<b>Toledo</b>	<b>0-2</b>	<b>5-3</b>
Tulsa	0-0	1-1
UAB	0-0	1-0
UIC	0-0	2-0
UNC Asheville	0-0	1-0
UNLV	0-0	1-0
USC	0-1	1-1
VCU	0-0	1-0
Valparaiso	0-0	2-0
Villanova	0-0	0-1
West Virginia	0-0	0-1
Western Carolina	0-0	2-0
<b>Western Michigan</b>	<b>1-1</b>	<b>4-3</b>
William & Mary	0-0	1-0
Winthrop	0-0	1-1
Wisconsin	0-0	0-8
Wright State	0-0	2-0
Xavier	0-0	0-1
Yale	0-0	1-0
<b>Youngstown State</b>	<b>1-0</b>	<b>1-0</b>
TOTAL	17-18	197-149





**Dustin  
FORD**

**AC**

**Associate Head Coach  
Second Season  
Ohio (2001)**

Ford enters his 11th season on Groce's staff and second year at Akron. Ford spent five years as an assistant at Illinois and four seasons at Ohio under Groce.

At Illinois, Ford helped lead the Fighting Illini to a 95-75 overall record with four postseason appearances, including a berth to the NCAA Tournament in 2013. At Ohio, the coaching duo led the Bobcats to an 85-56 overall record from 2008 to 2012. During that span, Ohio won two Mid-American Conference championships with two NCAA Tournament appearances, including a run to the Sweet Sixteen in 2012.

Prior to arriving in Athens, Ford served three years as an assistant coach and recruiting coordinator on Larry Hunter's staff at Western Carolina (2006-08). He was promoted to associate head coach in the spring of 2008. During his tenure at Western Carolina, he was responsible for recruiting two eventual Southern Conference Defensive Players of the Year in Brigham Wager (2010) and Richie Gordon (2011) as well as SoCon Freshman of the Year Harouna Mutombo (2009).

Ford began his coaching career as the head varsity coach at Jackson High School in Jackson, Ohio, spanning four seasons (2002-05). Before entering the coaching profession, Ford was a standout player at Ohio, starting all four years (1998-01). He led the Bobcats in 3-point field goals as a junior and senior. Ford's 166 career 3-pointers and 310 career assists currently rank seventh and eighth, respectively, in the Bobcats' program history.

"Dustin is very talented in all areas," Groce said. "We have been together for almost a decade now, and with that comes an understanding of what it takes to be successful and the processes that are involved for us to move our program forward. He not only has great familiarity with Akron, but with the MAC in general having played and coached in the conference previously. In addition Dustin grew up in the state and has established deep relationships throughout Ohio that will be beneficial to our program."



**Rob  
FULFORD**

**AC**

**Assistant Coach  
Second Season  
Marshall (1997)**

In his second year at Akron, Fulford is one of the more seasoned coaches on the staff. Prior to being hired at Akron, Fulford spent three seasons as an assistant at Missouri. He broke into the college ranks with Mizzou after building one of the nations most successful prep school programs in the country.

In 2009, Fulford founded Huntington Prep. in Huntington, W.Va. In five seasons as head coach, Fulford recorded a 139-18 overall record that included three consecutive seasons ranked inside the nation's Top 10 and a season with a No. 22 ranking (2010-11; 25-3 overall). The 2013-14 team finished No. 3 in the nation with a 29-5 record, the 2012-13 team posted a 30-3 overall mark with a No. 7 ranking, while the 2011-12 squad went 28-2 with a No. 5 finish. During his tenure at Huntington Prep., Fulford produced NBA prospects Andrew Wiggins and Gorgui Dieng of the Minnesota Timberwolves, as well as, Stefan Jankovic of the Miami Heat.

Fulford also spent time as the head coach for Mountain State Academy (2006-09) and as an assistant at Mountain State University (1997-2000). As head coach of Mountain State Academy, he posted an 81-14 record over three seasons, and as an assistant at Mountain State University, he helped the NAIA powerhouse to an 84-16 mark.

"We are really excited about adding Rob to our coaching staff," Groce said. "I was able to develop a relationship with him when he was at Huntington Prep. Watching Rob recruit, coach his team in practices and games, interact with our coaching staff, and mentor his players left a strong imprint on me. While at Missouri, Rob once again positively impacted their recruiting efforts, their player development and the coaching of their team. His unique perspective of being in both arenas, prep school and college, will be a great asset to our program as these experiences bring multiple international and

**Robby  
PRIDGEN****AC****Assistant Coach  
Second Season  
Roanoke (2003)**

Pridgen, an Akron, Ohio native, joined the Zips' staff in 2017-18 after eight seasons as an assistant at Robert Morris.

During his time at RMU, the Colonials posted a 157-118 overall record with five 20-plus win seasons and a 97-45 Northeast Conference mark. He helped lead the Colonials to back-to-back NIT appearances in 2013 and 2014, earning a pair of NEC regular-season titles. In addition, Pridgen made two trips to the NCAA Tournament after the Colonials won their seventh and eighth NEC Tournament Championships in 2010 and 2015.

Prior to Robert Morris, Pridgen spent three seasons as an assistant coach at alma mater Roanoke College, where he helped guide the Division III Maroons to an overall record of 54-27 with 17-plus wins in all three campaigns. In 2006-07, the Maroons made an appearance in the Old Dominion Athletic Conference Tournament championship game and posted an overall record of 17-11 that season, followed by marks of 18-9 (2007-08) and 19-7 (2008-09).

Pridgen started his coaching career as an assistant at Division III Mount Union (2003-04) before spending two seasons at Indiana University of Pennsylvania (IUP, 2004-06).

As a player, Pridgen ranks sixth all-time on the career scoring list at Roanoke after compiling 1,586 points. In addition, he owns career records for 3-pointers (228), 3-point field goal attempts (568) and free-throw percentage (.864). In Roanoke's single-game record book, Pridgen owns the record for 3-pointers made in a game with nine. He played his prep career at St. Vincent-St. Mary High School in Akron, Ohio.

"I have always admired Robby," Groce said. "Robby was a big part of Robert Morris' success on the court and on the recruiting trail over the last 8 years. He is a very good evaluator of talent and brings a variety of geographic areas and established contacts to our recruiting efforts. In addition, he will make a big impact in our player development area where he is a gifted and passionate teacher of the game. The fact that Robby is from Akron, Ohio and played at St. Vincent St. Mary High School makes this opportunity even more special for him and his family. He takes a great deal of pride in the City of Akron and the University."

**Cole  
PITTIS****DO****Director of Operations  
Second Season  
Muskingum (2007)**

Pittis returned for his third stint with the Zips in 2017-18, and is now in his second year on Groce's staff.

He returned to the Zips basketball program following a one-year hiatus to Eastern Florida State College. In 2016-17, Pittis helped lead the Titans to the NJCAA National Championship game and a 31-6 overall record.

Prior to his time at EFSC, Pittis was an assistant to the head coach at Akron (2015-16) under former head coach Keith Dambrot. In addition, Pittis spent three years on Akron's staff, serving as a graduate assistant coach (2008-10), as well as the video coordinator and assistant director of operations (2010-11). During Pittis' time with the Zips, Akron won two MAC Tournament titles (2009 and 2011) and a regular-season championship (2016). Akron advanced to postseason play in all four seasons, including two NCAA Tournament berths (2009 and 2011) and appearances to the NIT (2016) and CBI (2010).

Between the first two stretches with the Zips, Pittis joined his former college coach Geno Ford's staff at Bradley for three seasons. Pittis acted as director of operations for two seasons (2012-13 and 2013-14) and was promoted to an assistant coach for the 2014-15 season.

Furthermore, Pittis played for and coached with Ford at Muskingum, earning first-team All-Ohio Athletic Conference honors and OAC All-Tournament Team as a senior. Upon graduation, Pittis immediately began his coaching career by joining Ford's Muskingum staff as an assistant coach for the 2006-07 campaign. After Ford left Muskingum for Kent State, Pittis joined the Mount Union staff as an assistant coach for the 2007-08 season.

"Cole's familiarity with the University, the City and Akron Basketball has been a real asset in our seamless transition, as this will be his third stint with the program," Groce said. "His knowledge of the University processes and our returning players has been a real blessing. Cole is a well-rounded individual and has a great understanding of the inner workings of a college basketball program. He has done everything from being a Division I and junior college assistant coach to being a DOBO. He brings enormous benefit to the staff and knows how to get things done with scheduling, academics, camps, recruiting, campus visits, coaching, etc. Cole also has strong Ohio ties having played high school and college basketball in the state followed up by coaching stops at Muskingum, Mount Union and Akron."



**Evann  
BAKER**

**VC**

**Video Coordinator  
Second Season  
Quinnipiac (2012)**

Evann Baker joined the Zips' staff as the video coordinator in September 2017, arriving from Penn State. He spent two seasons, 2015-2017, with the Nittany Lions as a graduate manager. He assisted in player development and practice duties, as well as editing film for coach analysis and assisting the directors of player development and operations with their daily tasks.

Prior to Penn State, he spent three years with high school and AAU programs around the D.C. area, including U15 Nike Team Takeover. He was also the acting dean of students and educational aid at Lasalle Backus Educational Campus.

Baker started his career as an undergraduate and graduate assistant coach at his alma mater Quinnipiac after a career-ending knee injury that prevented him from playing in his sophomore season. He was named to the Northeast Conference All-Rookie Team, averaging 10.9 points per game, Baker was NEC Rookie of the Week twice.

He was a four-year letterwinner from Archbishop Carroll High School in Washington, D.C., where he was named Gatorade Player of the Year (2006). Baker ranks 9th all time in Washington, DC in single game scoring (51 points).

Baker earned three degrees, a bachelor's in media studies and master's in Journalism from Quinnipiac, and a second master's in Educational Leadership from Penn State.



**Trent  
HOWARD**

**GA**

**Graduate Assistant  
Second Season  
Akron (2016)**

Trent Howard enters his second season as a graduate assistant and fifth season overall with the Akron basketball program.

Previously, Howard served as a manager and practice squad player for three seasons. Now, Howard has taken on a larger role under first-year head coach John Groce. His main responsibilities include assisting with opponent scouting, player development, academics, and day-to-day operations.

Howard is pursuing a Master's in Business Administration (MBA), and graduated magna cum laude from Akron in 2016 with a bachelor's degree in political science.

Prior to his time at Akron, Howard was a three-year letterwinner on varsity basketball team and varsity golf team at Upper Sandusky High School. He graduated in June 2013.



**Sean  
CARROLL**

**GA**

**Graduate Assistant  
First Season  
Akron (2018)**

A native of Akron, Ohio, Sean Carroll enters his first season as a graduate assistant and sixth season with the Akron basketball program.

Carroll was a student assistant for the men's basketball program for five years, including three seasons as head assistant. Carroll serves as an assistant in operations, focusing on day-to-day operations and assisting with practice and player development.

Carroll graduated in 2018 with a degree in sports management with a minor in professional selling.

Carroll graduated from Walsh Jesuit High School in June 2013.



**Jimond  
IVEY**

0

**Guard/Wing****Senior | 6-5 | 200****Cleveland, Ohio****Glenville HS/Ginn Academy****IVEY'S SEASON/CAREER HIGHS**

	2018-19 Season	Career
Points:	18, Youngstown State 11/10/18	48, Ball State - 1/27/18
Rebounds:	11, Cedarville 11/6/18	12, 2x, Miami 2/20/18
Assists:	4, Chicago State 11/16/18	10, Appalachian State - 12/9/17
Steals:	1, Youngstown State 11/10/18	4, at Central Michigan -- 1/10/17
Blocks:	-	3, Bowling Green 2/20/18
FG made:	7, Youngstown State 11/10/18	15, Ball State - 1/27/18
FG attempts:	12, Youngstown State 11/10/18	23, Ball State - 1/27/18
3FG made:	2, Chicago State 11/16/18	9, Ball State - 1/27/18
3FG attempts:	6, Chicago State 11/16/18	12, Ball State - 1/27/18
FT made:	4, Cedarville 11/6/18	9, Ball State - 1/27/18
FT attempts:	6, Cedarville 11/6/18	10, Ball State - 1/27/18
Minutes:	32, Chicago State 11/16/18	49, Ball State - 1/27/18

Set the University of Akron Single-Game Scoring Record with a 48-point outburst against Ball State (1/27/18). Ivey's career-high performance also broke the BSU's Worthen Arena all-time scoring mark of 41 points previously held by Bonzi Wells (Ball State, 1996) and Earl Boykins (Eastern Michigan, 1998). Ivey's nine 3-pointers set an arena record and he tied the arena record for made field goals (15) set in 1992 by Xavier's Brian Grant.

**As a Redshirt Junior (2017-18):** Started all 32 games ... scored in double digits 20 times, 10-of-the-last-15 games ... scored a career-high and school record 48 points against Ball State ... tied a personal best 12 rebounds and had four games with double digit rebounds ... posted three double-doubles ... averaged 33.1 minutes per game with 13.1 points ... posted a 40.0 shooting percentage ... pulled down 5.7 rebounds per game, hauling in 183 total rebounds with 144 defensive and 39 offensive boards ... led Akron with 35 steals (1.1 stl/g) ... ranked in the MAC Top 25 in seven categories, 9th assists (3.5 ast/g), 9th assist/turnover ratio (1.5), 11th total assists (113), 15th defensive rebounds (4.5 dreb/g), 15th free throw percentage (.763), 20th rebounding (5.7 reb/g) and 24th scoring (13.1 pts/g) ... set career highs for minutes played (49), points (48), FG attempts (23), FG made (15), 3FG attempts (12), 3FG made (9), FT attempts (10), FT made (9), rebounds (12), assists (10), and blocks (3)

**As a Redshirt Sophomore (2016-17):** Appeared in all 36 games ... played his way into the starting lineup ... made 29 starting appearances ... scored in double digits 21 times, 15-of-the-last-24 games ... included a career-high 23 points ... notched a personal best 12 rebounds ... posted two double-doubles against American (12 pts/11 rebs.) and Kent State (14 pts/12 rebs.) ... averaged 29.2 minutes with 10.2 points ... posted a 52.7 shooting percentage, ranked 13th in the MAC ... pulled down 5.8 rebounds per game, hauling in 208 total rebounds with 158 defensive and 50 offensive boards ... led Akron with 41 steals (1.1 stl/g).

**As a Redshirt Freshman (2015-16):** Appeared in 32 games ... averaged 8.6 minutes, 2.6 points and 1.6 rebounds per game ... set a career highs in points (12) and rebounds (8) against Hiram (Nov. 16) ... provided a spark in the Zips' home win against Kent State (March 4) and scored nine points on 3-of-4 shooting (.750) from the field and free throw line. as Freshman (2014-15): Utilized his redshirt season

**At Glenville High School/Glenville Academy:** Named Division I Honorable Mention All-Ohio honors as a senior (2013-14) ... helped Glenville to a spot in the district semifinals in 2014 after averaging 23.4 points, 8.2 rebounds, 7.0 assists and 1.3 steals per game ... earned Second-Team Northeast Lakes All-District honors as a senior

**Personal:** Born March 29, 1996, in Cleveland, Ohio ... son of Anthony and Therisa ... has six brothers - Anthony, Antrell, Terrell, Lenell, Lowell, and Tony ... sports management major.

**#00 IVEY, Jimond**

Opponent	Date	gs	min	fg	fga	pct	3fg	3fga	pct	ft	fta	pct	off	def	tot	avg	pf	a	t/o	blk	stl	pts	avg
CEDARVILLE	11/6/18	*	30	4-6	.667	0-2	.000	4-6	.667	1	10	11.0	2	2	2	0	0	12	12.0				
vs Youngstown State	11/10/18	*	24	7-12	.583	1-5	.200	3-3	1.000	1	4	5.0	3	1	1	0	1	18	15.0				
CHICAGO STATE	11/16/18	*	32	4-9	.444	2-6	.333	2-4	.500	1	5	6.0	4	0	0	0	0	12	14.0				
Totals		3	86	15-27	.556	3-13	.231	9-13	.692	3	19	22.0	7	3	5	7	3	0	1	42	14.0		

Games played: 3  
Minutes/game: 28.7  
Points/game: 14.0  
FG Pct: 55.6  
3FG Pct: 23.1  
FT Pct: 69.2

Rebounds/game: 7.3  
Assists/game: 2.3  
Turnovers/game: 1.0  
Assist/turnover ratio: 2.3  
Steals/game: 0.3

**IVEY'S CAREER STATS**

YEAR	GP/GS	MIN	AVG	FG	FGA	PCT	3FG	FGA	PCT	FT	FTA	PCT	OFF	DEF	TOT	AVG	PF	FO	A	TO	BLK	STL	PTS	AVG
2015	32/0	274	8.6	29	72	.403	5	23	.217	19	33	.576	11	41	52	1.6	29	0	21	18	3	9	82	2.6
2016	36/29	1051	29.2	127	244	.520	34	101	.337	79	103	.767	50	158	208	5.8	90	5	71	50	10	41	367	10.2
2017	32/32	1059	33.1	142	355	.400	61	180	.339	74	97	.763	39	144	183	5.7	86	3	113	77	13	35	419	13.1
2018	3/3	86	28.7	15	27	.556	3	13	.231	9	13	.692	3	19	22	7.3	5	0	7	3	0	1	42	14.0
TOTAL	103/64	2470	24.0	313	698	.448	103	317	.325	181	246	.736	103	362	465	4.5	210	8	212	148	26	86	910	8.8



## Loren Cristian JACKSON

Guard

Sophomore | 5-8 | 160

Chicago, Ill.

Victory Rock Prep/  
Long Beach State

## JACKSON'S SEASON/CAREER HIGHS

	2018-19 Season	Career
Points:	16, Youngstown State 11/10/18	16, Youngstown State 11/10/18
Rebounds:	7, Cedarville 11/6/18	7, Cedarville 11/6/18
Assists:	4, Youngstown State 11/10/18	6, at UCLA, 11/20/16
Steals:	3, Cedarville 11/6/18	3, vs. UC Irvine, 2/4/17
Blocks:	1, Cedarville 11/6/18	1, Cedarville 11/6/18
FG made:	5, 2x, Youngstown State 11/10/18	5, 5x, Youngstown State 11/10/18
FG attempts:	11, Cedarville 11/6/18	11, Cedarville 11/6/18
3FG made:	4, Cedarville 11/6/18	4, Cedarville 11/6/18
3FG attempts:	7, Cedarville 11/6/18	7, Cedarville 11/6/18
FT made:	5, Youngstown State 11/10/18	7, at Hawai'i, 1/14/17
FT attempts:	6, Youngstown State 11/10/18	-
Minutes:	29, 2x, Youngstown St. 11/10/18	29, 2x, Youngstown State 11/10/18

**At Akron (2017-18):** Sat out due to NCAA transfer rules.

**As a Freshman (Long Beach State (2016-17):** Played in every game for the Beach in 2016-17 as a true freshman, starting five times ... Played 21 minutes at the point against Cal State Los Angeles, scoring five points with two rebounds and two steals. ... Tied his scoring with five points at Wichita State ... Set a career high with two assists at North Carolina ... Had his best game as a 49er so far at UCLA, leading the Beach in assists with six and points with 15 ... Scored seven points at New Mexico State ... Had eight first-half points against Pepperdine ... Scored seven points with three rebounds against the Master's ... Matched a season-high with 26 minutes and three rebounds against Colorado State ... Made his first career start at Eastern Michigan, scoring 14 points, tying the team-high ... Tied his career high in steals and rebounds with three 3-pointers against the Eagles ... Scored six points in 18 minutes against UC Riverside ... Reached double figures for the third time against Hawai'i with 11 points and five assists ... Sealed the UCSB win with two free throws in the closing seconds, scoring five points with two assists ... Scored 12 points at Cal Poly, including two crucial free throws to send the game to overtime with 0.3 seconds remaining ... Made his second start of the season at CSUN, scoring 14 points and making a career high four rebounds ... Scored in double figures for the second straight game with a career-high tying 15 points and a new career best three steals against UC Irvine ... Scored nine points with three rebounds at UC Riverside ... Scored 11 points with a team-high tying four assists at Cal State Fullerton ... Came off the bench and scored nine points against UC Davis ... Scored 11 firsthalf points off the bench on the road at UC Davis.

**High School:** Averaged 22.2 points and 7.3 assists per game as a senior at Victory Rock Prep in Bradenton, Florida ... Led his team to a 27-6 overall record as the starting point guard ... A three-star prospect rated as the No. 9 prospect from Illinois in the 2016 class by ESPN.com.

**Personal:** Born December 15, 1996, in Chicago, Ill. ... son of Loren and Paula Jackson ... has two brothers, Tommy Rush and Mac Koshwal, and a sister, Ai-Ja Jackson ... business administration major.

#01 JACKSON, Loren Crist

Opponent	Date	gs	min	Total	3-Pointers	Free throws	Rebounds	pts	avg
				fg-fga	pct	3fg-fga	pct	r-fta	pct
CEDARVILLE	11/6/18	*	29	5-11	.455	4-7	.571	0-0	.000
vs Youngstown State	11/10/18	*	29	5-10	.500	1-5	.200	5-6	.833
CHICAGO STATE	11/16/18	*	22	2-4	.500	2-4	.500	2-2	1.000
Totals		3	80	12-25	.480	7-16	.438	7-8	.875

Games played: 3  
Minutes/game: 26.7  
Points/game: 12.7  
FG Pct: 48.0  
3FG Pct: 43.8  
FT Pct: 87.5

Rebounds/game: 4.0  
Assists/game: 3.3  
Turnovers/game: 0.7  
Assist/turnover ratio: 5.0  
Steals/game: 2.3  
Blocks/game: 0.3

## JACKSON'S CAREER STATS

YEAR	GP/GS	MIN	AVG	FG	FGA	PCT	3FG	FGA	PCT	FT	FTA	PCT	OFF	DEF	TOT	AVG	PF	FO	A	TO	BLK	STL	PTS	AVG
2016-17	34/5	642	18.9	66	151	0.437	23	66	0.348	41	59	0.695	5	35	40	1.2	55	0	52	46	0	21	196	5.8
2018-19	3/3	80	26.7	12	25	0.480	7	16	0.438	7	8	0.875	4	8	12	4.0	4	0	10	2	1	7	38	12.7
Total	37/8	722	19.5	78	176	0.443	30	82	0.366	48	67	0.716	9	43	52	1.4	59	0	62	48	1	28	234	6.3

**Daniel  
UTOMI****3****Guard/Wing  
Junior | 6-6 | 215  
Houston, Texas  
Westside HS****UTOMI'S SEASON/CAREER HIGHS**

	2018-19 Season	Career
Points:	25, Youngstown State 11/10/18	32, UT Martin -- 11/18/17
Rebounds:	7, Cedarville 11/6/18	13, Chattanooga -- 11/28/17
Assists:	4, Chicago State 11/16/18	5, Bowling Green 2/20/18
Steals:	3, Chicago State 11/16/18	4, Fort Wayne -- 12/6/17
Blocks:	1, Youngstown State 11/10/18	2, Princeton -- 12/23/17
FG made:	9, Youngstown State 11/10/18	11, UT Martin -- 11/18/17
FG attempts:	113, Youngstown State 11/10/18	19, Central Michigan -- 2/10/18
3FG made:	3, Chicago State 11/16/18	8, UT Martin -- 11/18/17
3FG attempts:	9, Chicago State 11/16/18	14, Ball State 1/27/18
FT made:	5, Youngstown State 11/10/18	9, Bowling Green 2/20/18
FT attempts:	9, Youngstown State 11/10/18	10, Bowling Green 2/20/18
Minutes:	33, Youngstown State 11/10/18	42, Miami 2/24/18

**As a Redshirt Sophomore (2017-18):** Earned All-MAC Honorable Mention ... started 31-of-32 games ... averaged a team-high 16.7 points per game ... scored 535 total points ... ranked second on the team in rebounds per game (5.3) ... ranked 63rd in the NCAA for 3-point field goal percentage (.402) ... ranked 74th in the NCAA for made 3-point field goals per game (2.8) ... made a team-high 88 3-point field goals ... scored in double digits 28 times ... posted a career-high 32 points ... posted 12 games of 20+ points ... ranked in the MAC Top 15 in eight categories, 2nd 3pt FG made per game (2.8), 3rd minutes played (34.3), 4th in 3pt FG percentage (.402), 5th in total 3pt FG made (88), 6th in scoring (16.7), 9th free throw attempts (126), 10th in total points scored (535) and 14th in free throw percentage (.770) ... set career-highs in minutes played (42), points (32), FG attempts (19), FG made (11), 3FG attempts (14), 3FG made (8), FT attempts (10), FT made (9), rebounds (13), assists (5), steals (4) and blocks (2)

**As a Redshirt Freshman (2016-17):** Played 30 games ... first start on Saturday, Jan. 14, against Miami ... scored 15 points ... knocked down five 3-pointers on five attempts ... exploded for a career-high 19 points against Eastern Michigan (2/10/17) ... averaged 4.8 pts/g, 1.2 reb/g, 44.6 FG%, 41.9 3pt FG% ... Finished third in the MAC for 3-point percentage (.465) ... Shot perfect from behind the 3-point arc twice (5-5 and 4-4) ... Made five 3-pointers in two games (5-5 and 5-6)

**As a Freshman (2015-16):** Appeared in two games ... suffered a season ending foot injury ... received medical hardship waiver

**At Westside High School:** Led WHS to a 21-9 mark and spot in the regional tournament as a senior ... averaged 27 points and 14 rebounds per game ... named the District 20-6A Player of the Year (2015) ... three-time First-Team All-District and MVP honoree 2013, 2014 and 2015 ... two-time All-Region selection ... Nike International All-Tournament award winner

**Personal:** Born on March 7, 1997, in Houston Texas ... son of Anthony and Prscialla Utomi ... two siblings Alex and Vicky ... sports management major

**#03 UTOMI, Daniel**

Opponent	Date	gs	min	Total		3-Pointers		Free throws		Rebounds		pts	avg								
				fg-fga	pct	3fg-3fga	pct	ft-fa	pct	off	def										
CEARVILLE	11/6/18	*	25	3-11	.273	2-8	.250	0-1	.000	1	6	7	7.0	3	2	1	0	8	8.0		
ve Youngstown State	11/10/18	*	33	13-13	.692	2-4	.500	5-9	.556	0	5	5	6.0	2	2	1	1	2	25	16.5	
CHICAGO STATE	11/16/18	*	28	5-12	.417	3-9	.333	1-3	.333	0	5	5	5.7	3	1	3	0	0	14	15.7	
Totals			3	86	17-36	.472	7-21	.333	6-13	.462	1	16	17	5.7	8	5	5	1	2	47	15.7

Games played: 3  
Minutes/game: 28.7  
Points/game: 15.7  
FG Pct: 47.2  
3FG Pct: 33.3  
FT Pct: 46.2

Rebounds/game: 5.7  
Assists/game: 1.7  
Turnovers/game: 1.7  
Assist/turnover ratio: 1.0  
Steals/game: 0.7  
Blocks/game: 0.3

**UTOMI'S CAREER STATS**

YEAR	GP/GS	MIN	AVG	FG	FGA	PCT	3FG	FGA	PCT	FT	FTA	PCT	OFF	DEF	TOT	AVG	PF	FO	A	TO	BLK	STL	PTS	AVG
2015	2/0	4	2.0	0	2	.000	0	1	.000	0	0	.000	0	0	0	0.0	0	0	0	0	0	1	0	0.0
2016	30/1	289	9.6	45	101	.446	26	62	.419	27	39	.692	5	31	36	1.2	31	0	8	19	2	9	143	4.8
2017	32/31	1104	34.5	175	389	.450	88	219	.402	97	126	.770	33	137	170	5.3	74	3	60	67	9	30	535	16.7
2018	3/3	86	28.7	17	36	.472	7	21	.333	6	13	.462	1	16	17	5.7	8	0	5	5	1	2	47	15.7
TOTAL	67/35	1483	22.1	237	528	.449	121	303	.399	130	178	.730	39	184	223	3.3	113	3	73	91	12	42	725	10.8





## Tyler CHEESE

4

Guard

Junior | 6-5 | 195

Albany, Ga.

Albany High School/  
Florida Southwestern State

**At Florida Southwestern State College (2016-18):** second in scoring with 15.1 points per game as a sophomore... earned first-team All-Suncoast Conference... ranked No. 52 for JUCOREcruiting.com's 2018 Top 100 junior college basketball player rankings... played in 30 games with 20 starts, averaging 17.3 minutes per contest... shot 44.7 percent from the field (164-of-367) and 32.7 percent from deep (35-of-107)... pulled down 5.3 rebounds (5.3), dished out 6.6 assists (199), and swiped 1.5 passes (53) per game.

**Personal:** Born November 13, 1996, in Albany, Ga. ... son of Victoria Cheese ... has a brother, Deran, and a sister, Shyneshia ... sports management major.

## CHEESE'S SEASON/CAREER HIGHS

	2018-19 Season	Career
Points:	13, Youngstown State 11/10/18	13, Youngstown State 11/10/18
Rebounds:	5, Cedarville 11/6/18	5, Cedarville 11/6/18
Assists:	4, 2x, Youngstown State 11/10/18	4, 2x, Youngstown State 11/10/18
Blocks:	-	-
Steals:	3, Chicago State 11/16/18	3, Chicago State 11/16/18
FG made:	5, Youngstown State 11/10/18	5, Youngstown State 11/10/18
FG attempts:	13, Cedarville 11/6/18	13, Cedarville 11/6/18
3FG made:	1, Youngstown State 11/10/18	1, Youngstown State 11/10/18
3FG attempts:	4, 2x, Youngstown State 11/10/18	4, 2x, Youngstown State 11/10/18
FT made:	2, Youngstown State 11/10/18	2, Youngstown State 11/10/18
FT attempts:	2, Youngstown State 11/10/18	2, Youngstown State 11/10/18

### #04 CHEESE, Tyler

Opponent	Date	gs	min	Total		3-Pointers		Free throws		Rebounds			pf	a	t/o	blk	stl	pts	avg
				fg-fga	pctl	3fg-fga	pctl	ft-fa	pctl	off	def	tot	avg						
CEDARVILLE	11/6/18	25	4-13	.308	0-4	.000	1-1	1.000	0	5	5.0	0	4	2	0	2	9	9.0	
vs Youngstown State	11/10/18	29	5-12	.417	1-4	.250	2-2	1.000	0	2	3.5	0	4	0	0	1	13	11.0	
CHICAGO STATE	11/16/18	22	1-7	.143	0-4	.000	2-4	.500	0	3	3.3	0	1	3	0	3	4	8.7	
Totals		0	76	10-32	.313	1-12	.083	5-7	.714	0	10	10	3.3	0	9	5	0	26	8.7

Games played: 3  
Minutes/game: 25.3  
Points/game: 8.7  
FG Pct: 31.3  
3FG Pct: 8.3  
FT Pct: 71.4

Rebounds/game: 3.3  
Assists/game: 3.0  
Turnovers/game: 1.7  
Assist/turnover ratio: 1.8  
Steals/game: 2.0

## CHEESE'S CAREER STATS

YEAR	GP/GS	MIN	AVG	FG	FGA	PCT	3FG	FGA	PCT	FT	FTA	PCT	OFF	DEF	TOT	AVG	PF	FO	A	TO	BLK	STL	PTS	AVG
2018	3/0	76	25.3	10	32	.313	1	12	.083	5	7	.714	0	10	10	3.3	0	0	9	5	0	6	26	8.7
TOTAL	3/0	76	25.3	10	32	.313	1	12	.083	5	7	.714	0	10	10	3.3	0	0	9	5	0	6	26	8.7

**LePear  
TOLES****5****Guard****Sophomore | 6-6 | 195****Canton, Ohio****Canton McKinley/****Statefair Community College**

**At State Fair Community College (2017-18):** Played 22 games for the Roadrunners with five starting appearances... connected on 51.8 percent of his field goals (99-of-191) with eight made 3-point buckets for 287 total points... added 6.1 rebounds (135), 2.0 assists (44), and 1.2 steals (27) per game.

**At Fork Union Military Academy (2016-17):** Graduated high school as an academic qualifier... attend postgraduate school... averaged 14.4 points and 7.3 rebounds per game.

**At Timken High School (2013-2015) and Canton McKinley High School (2016):** the two schools merged... (at Timken) Garnered three consecutive All-Presidents Athletic League honors... named All-PAC 7 Player of the Year as a junior... named to the All-Ohio Special Mention squad... (at McKinley): averaged 16.8 points, 6.0 rebounds, and 5.0 assists per game... earned a Third-Team All-Ohio selection and First-Team All-Federal League honor.

**Personal:** Born October 7, 1997, in Canton, Ohio ... two brothers, Kwucisy and Telreze, and three sisters, Imani, Alaya, Javech, ... special education major.

**TOLES' SEASON/CAREER HIGHS**

	2018-19 Season	Career
Points:	3, Chicago State 11/16/18	3, Chicago State 11/16/18
Rebounds:	-	-
Assists:	1, Chicago State 11/16/18	1, Chicago State 11/16/18
Blocks:	-	-
Steals:	1, Chicago State 11/16/18	1, Chicago State 11/16/18
FG made:	1, Chicago State 11/16/18	1, Chicago State 11/16/18
FG attempts:	1, Chicago State 11/16/18	1, Chicago State 11/16/18
3FG made:	-	-
3FG attempts:	-	-
FT made:	1, Chicago State 11/16/18	1, Chicago State 11/16/18
FT attempt:	3, Chicago State 11/16/18	3, Chicago State 11/16/18
Minutes:	8, Chicago State 11/16/18	8, Chicago State 11/16/18

#05 TOLES, LePear

Opponent	Date	gs	min	Total			3-Pointers			Free throws			Rebounds											
				fg-fga	pct	3fg-fga	pct	ft-fa	pct	off	def	tot	avg	pf	a	t/o	blk	stl	pts	avg				
CHICAGO STATE	11/16/18	8		1-1	1.000	0-0	.000	1-3	.333	0	0	0	0.0	2	1	2	0	1	3	3.0				
Totals		0	8	1-1	1.000	0-0	.000	1-3	.333	0	0	0	0.0	2	1	2	0	1	3	3.0				

Games played: 1  
Minutes/game: 8.0  
Points/game: 3.0  
FG Pct: 100.0  
FT Pct: 33.3

Assists/game: 1.0  
Turnovers/game: 2.0  
Assist/turnover ratio: 0.5  
Steals/game: 1.0

**TOLES' CAREER STATS**

YEAR	GP/GS	MIN	AVG	FG	FGA	PCT	3FG	FGA	PCT	FT	FTA	PCT	OFF	DEF	TOT	AVG	PF	FO	A	TO	BLK	STL	PTS	AVG
2018	1/0	8	8.0	1	1	1.000	0	0	.000	1	3	.333	0	0	0	0.0	2	0	1	2	0	1	3	3.0
TOTAL	1/0	8	8.0	1	1	1.000	0	0	.000	1	3	.333	0	0	0	0.0	2	0	1	2	0	1	3	3.0

**Deng  
Riak****10****Frontcourt****Junior | 6-10 | 225****Melbourne, Australia****Victory Rock Prep/  
East Carolina****RIAK'S SEASON/CAREER HIGHS**

	2018-19 Season	Career
Points:	14, Youngstown State 11/10/18	14, Youngstown State 11/10/18
Rebounds:	7, Youngstown State 11/10/18	11, vs. Tulsa
Assists:	1, Cedarville 11/6/18	3, vs. USF
Steals:	2, Chicago State 11/16/18	2, vs. Mercer
Blocks:	2, Cedarville 11/6/18	2, vs. UCONN
FG made:	6, Youngstown State 11/10/18	6, Youngstown State 11/10/18
FG attempts:	8, Youngstown State 11/10/18	9, vs. Houston
3FG made:	-	1, vs. SMU
3FG attempts:	2, Cedarville 11/6/18	2, vs. SMU
FT made:	5, Cedarville 11/6/18	2, vs. Houston
FT attempts:	6, Cedarville 11/6/18	4, vs. Temple
Minutes:	26, Youngstown State 11/10/18	31, vs. SMU

**At Akron (2017-18):** Sat out due to NCAA transfer rules.

**As A Redshirt Freshman (2016-17, ECU):** Played in all 33 games and made 17 starts, averaging 21.3 minutes per game ... posted 3.2 points and 5.2 rebounds per game ... ranked third on the team in rebounds per game and total rebounds (171) ... tied for second on the squad in blocked shots (15/0.5 bpg) ... made his first career start at UCF and started 17 of the final 18 games of the season ... scored a season-high nine points at SMU ... posted two double digit rebounding efforts with 11 at home against Tulsa and 10 versus the Golden Hurricane on the road ... blocked multiple shots in a pair of games ... played 30 or more minutes in a game three times.

**As A Freshman (2015-16, ECU):** Appeared in eight games before suffering a season-ending injury against USC Upstate ... played a total of 45 minutes ... his lone field goal of the season was a 3-pointer at San Diego State ... tallied eight rebounds and two blocks.

**At Victory Rock Prep (Bradenton, Fla.):** Where he was coached by Loren Jackson ... averaged 12.0 points and 8.0 rebounds as a senior ... was rated by ESPN.com as one of the top 12 prospects in the state of Florida.

**Personal:** Born June 1, 1995 in Khartoum, Australia ... son of Ajok Kval and Markval Riak ... has six siblings ... played on the AAU circuit with Florida Elite ... participated in the 2014 Adidas Nations Global event as a member of the Asia Pacific squad.

#10 RIAK, Deng

Opponent	Date	gs	min	Total		3-Pointers		Free throws		Rebounds		pf	a	t/o	blk	stl	pts	avg
				fg-fga	pct	3fg-fga	pct	ft-fga	pct	off	def							
CEDARVILLE	11/6/18	*	25	1-7	.143	0-2	.000	5-6	.833	1	3	4	4.0	1	1	0	2	7.0
vs Youngstown State	11/10/18	*	26	6-8	.750	0-0	.000	2-3	.667	3	4	7	5.5	3	0	1	0	14.0
CHICAGO STATE	11/16/18	*	17	1-3	.333	0-1	.000	2-2	1.000	0	3	3	4.7	0	0	1	0	4.8
Totals		3	68	8-18	.444	0-3	.000	9-11	.818	4	10	14	4.7	4	1	2	2	25.3

Games played: 3  
Minutes/game: 22.7  
Points/game: 8.3  
FG Pct: 44.4  
3FG Pct: 0.0  
FT Pct: 81.8

Rebounds/game: 4.7  
Assists/game: 0.3  
Turnovers/game: 0.7  
Assist/turnover ratio: 0.5  
Steals/game: 0.7  
Blocks/game: 0.7

Games played: 3  
Minutes/game: 22.7  
Points/game: 8.3  
FG Pct: 44.4  
3FG Pct: 0.0  
FT Pct: 81.8

Rebounds/game: 4.7  
Assists/game: 0.3  
Turnovers/game: 0.7  
Assist/turnover ratio: 0.5  
Steals/game: 0.7  
Blocks/game: 0.7

**RIAK'S CAREER STATS**

YEAR	GP/GS	MIN	AVG	FG	FGA	PCT	3FG	FGA	PCT	FT	FTA	PCT	OFF	DEF	TOT	AVG	PF	FO	A	TO	BLK	STL	PTS	AVG
2016	8/0	45	5.6	1	8	0.125	0	0	0.000	0	0	0.000	2	6	8	1.0	7	0	2	3	2	1	3	0.4
2017	33/17	702	21.3	45	113	0.398	0	0	0.000	14	23	0.609	44	127	171	5.2	76	1	13	46	15	9	107	3.2
2018	3/3	68	22.7	8	18	0.444	0	3	0.000	9	11	0.818	4	10	14	4.7	4	0	1	2	2	2	25	8.3
Total	44/20	815	18.5	54	139	0.388	0	3	0.000	23	34	0.676	50	143	193	4.4	87	1	16	51	19	12	135	3.1

**Channel  
BANKS**

//

**Guard****Junior | 6-4 | 186****Las Vegas, Nev.****Hillcrest Prep Academy /  
Sheridan Community College****BANK'S SEASON/CAREER HIGHS**

	2018-19 Season	Career
Points:	17, Chicago State 11/16/18	17, Chicago State 11/16/18
Rebounds:	3, Youngstown State 11/10/18	3, Youngstown State 11/10/18
Assists:	1, 2x, Chicago State 11/16/18	1, 2x, Chicago State 11/16/18
Blocks:	1, Chicago State 11/16/18	1, Chicago State 11/16/18
Steals:	-	-
FG made:	6, Chicago State 11/16/18	6, Chicago State 11/16/18
FG attempts:	8, Chicago State 11/16/18	8, Chicago State 11/16/18
3FG made:	4, Cedarville 11/6/18	4, Cedarville 11/6/18
3FG attempts:	6, Cedarville 11/6/18	6, Cedarville 11/6/18
FT made:	2, Chicago State 11/16/18	2, Chicago State 11/16/18
FT attempts:	3, Chicago State 11/16/18	3, Chicago State 11/16/18
Minutes:	31, Youngstown State 11/10/18	31, Youngstown State 11/10/18

#11 BANKS, Channel

Opponent	Date	gs	min	Total		3-Pointers		Free throws		Rebounds													
				fg	pta	pct	3fg	3pta	ft	fta	pct	off	def	tot	avg	pf	a	to	blk	stl	pts	avg	
CEDARVILLE	11/6/18	*	23	5	7	.714	4	8	.500	0	1	1	1	1	1	3	0	0	0	0	15	15.0	
vs Youngstown State	11/10/18	*	31	3	5	.600	2	4	.500	0	0	0	3	3	2	0	0	0	0	0	8	11.5	
CHICAGO STATE	11/16/18	*	13	6	8	.750	3	4	.750	2	3	.667	1	1	2	2	0	1	0	1	0	17	13.3
Totals			3	67	14	.700	9	14	.643	3	4	.750	1	5	6	2	3	1	0	40	13.3		

Games played: 3  
Minutes/game: 22.3  
Points/game: 13.3  
FG Pct: 70.0  
3FG Pct: 64.3  
FT Pct: 75.0

Rebounds/game: 2.0  
Assists/game: 0.7  
Turnovers/game: 1.0  
Assist/turnover ratio: 0.7  
Blocks/game: 0.3

**At Sheridan College (2016-18):** earned NJCAA All-America honors ... started 28-of-29 games as a sophomore... led the Generals to a North Region IX Championship... earned first-team All-Region... averaged 17.7 points per game in 23.3 minutes per night... buried 49.0 percent (177-of-361) of his shots from the floor, including a 43.9 percent effort from behind the 3-point arc (54-of-123)... added 3.7 rebounds per game (106 rebs.), 3.3 assists (95 ast.), and 1.2 steals (35 stl.)

**Personal:** Born April 22, 1998, in Riverside, Calif. ... son of Channel and Michelle Banks ... has two brothers, Malik and Malachi ... sports management major.

**BANK'S CAREER STATS**

YEAR	GP/GS	MIN	AVG	FG	FGA	PCT	3FG	FGA	PCT	FT	FTA	PCT	OFF	DEF	TOT	AVG	PF	FO	A	TO	BLK	STL	PTS	AVG
2018	3/3	67	22.3	14	20	.700	9	14	.643	3	4	.750	1	5	6	2.0	6	0	2	3	1	0	40	13.3
TOTAL	3/3	67	22.3	14	20	.700	9	14	.643	3	4	.750	1	5	6	2.0	6	0	2	3	1	0	40	13.3



**Marquelle  
McINTYRE****12****Guard**  
**Junior | 5-10 | 175**  
**Greensboro, N.C.**  
**Greensboro Day School****McINTYRE'S SEASON/CAREER HIGHS**

	2018-19 Season	Career
Points:	1, Chicago State 11/16/18	2, Ohio 2/6/18
Rebounds:	-	2, Radford -- 11/20/16
Assists:	1, Chicago State 11/16/18	1, 2x, Chicago State 11/16/18
Steals:	-	-
Blocks:	-	-
FG made:	-	1, Ohio 2/6/18
FG attempts:	-	2, Adrian -- 11/30/16
3FG made:	-	-
3FG attempts:	-	-
FT made:	1, Chicago State 11/16/18	1, Radford -- 11/20/16
FT attempts:	2, Chicago State 11/16/18	2, 2x, Chicago State 11/16/18
Minutes:	2, Chicago State 11/16/18	3, Adrian -- 11/30/16

**As a Redshirt Sophomore walk-on (2017-18):** Played in 10 games ... scored two points ... grabbed two rebounds**As a Redshirt Freshman walk-on (2016-17):** Played in three games ... grabbed three rebounds with an assist**As a Freshman walk-on (2015-16):** Utilized his redshirt season.**At Greensboro Day High School:** Three-year varsity player at GDHS ... point guard for the 2015 Division 3A State Championship team ... averaged 4.0 points, 2.0 steals and 1.0 rebound per game. ... helped GDHS win PACIS Conference Championship and State title game in 2014 ... two-time track & field MVP in 2014 and 2015 ... member of National Honor Society**Personal:** Born on April 23, 1996, in Greensboro, N.C. ... son of Dwayne and Cassandra McIntyre ... two siblings Desmond and Peter Agba ... computer science major

#12 McINTYRE, Marquelle

Opponent	Date	gs	min	Total fg-fga	pct	3-Pointers 3fg-fga	pct	Free throws ft-fa	pct	Rebounds off def tot	avg	pf	a	tio	blk	stl	pts	avg
vs Youngstown State	11/10/18	0		0-0	.000	0-0	.000	0-0	.000	0	0	0.0	0	0	0	0	0	0.0
CHICAGO STATE	11/16/18	2		0-0	.000	0-0	.000	1-2	.500	0	0	0.0	0	1	0	0	1	0.5
Totals		0	2	0-0	.000	0-0	.000	1-2	.500	0	0	0.0	0	1	0	0	1	0.5

Games played: 2  
Minutes/game: 1.0  
Points/game: 0.5  
FT Pct: 50.0Assists/game: 0.5  
Assist/turnover ratio: 99.9**McINTYRE'S CAREER STATS**

YEAR	GP/GS	MIN	AVG	FG	FGA	PCT	3FG	FGA	PCT	FT	FTA	PCT	OFF	DEF	TOT	AVG	PF	FO	A	TO	BLK	STL	PTS	AVG
2016	3/0	5	1.7	0	3	.000	0	0	.000	1	2	.500	1	2	3	1.0	0	0	1	2	0	0	1	0.3
2017	10/0	7	0.7	1	1	1.000	0	0	.000	0	0	.000	0	2	2	0.2	1	0	0	1	0	0	2	0.2
2018	2/0	2	1.0	0	0	.000	0	0	.000	1	2	.500	0	0	0	0.0	0	0	1	0	0	0	1	0.5
TOTAL	15/0	14	0.9	1	4	.250	0	0	.000	2	4	.500	1	4	5	0.3	1	0	2	3	0	0	4	0.3

**Jeremy  
ROSCOE****13****Guard****Sophomore | 6-2 | 190****Chicago, Ill.****Victory Rock Prep/****Panola College****ROSCOE'S SEASON/CAREER HIGHS**

	2018-19 Season	Career
Points:	4, Chicago State 11/16/18	4, Chicago State 11/16/18
Rebounds:	2, 2x, Chicago State 11/16/18	2, 2x, Chicago State 11/16/18
Assists:	1, Youngstown State 11/10/18	1, Youngstown State 11/10/18
Blocks:	1, Chicago State 11/16/18	1, Chicago State 11/16/18
Steals:	-	-
FG made:	1, Cedarville 11/6/18	1, Cedarville 11/6/18
FG attempts:	2, Cedarville 11/6/18	2, Cedarville 11/6/18
3FG made:	1, Cedarville 11/6/18	1, Cedarville 11/6/18
3FG attempts:	2, Cedarville 11/6/18	2, Cedarville 11/6/18
FT made:	4, Chicago State 11/16/18	4, Chicago State 11/16/18
FT attempts:	4, Chicago State 11/16/18	4, Chicago State 11/16/18
Minutes:	13, Chicago State 11/16/18	13, Chicago State 11/16/18

**At Panola College (2017-18):** second in scoring with 11.4 points per game... made 19 starts in 31 appearances... shot 48.2 percent from the field and 42.9 percent from downtown... buried 107-of-222 shots from inside the arc and 45-of-105 from beyond... grabbed 4.0 rebounds (123) and 5.8 assists (179) per game while adding 18 steals.

**Personal:** Born October 1, 1998, in Chicago, Ill. ... son of Mary Roscoe ... has seven brothers and sisters, Jerome, Andrew, Aaron, Jayla, Jennifer, Jalisa and Angela ... sports management major.

#13 ROSCOE, Jeremy

Opponent	Date	gs	min	Total		3-Pointers		Free throws		Rebounds									
				fg	min	fg	pct	ft	pct	off	def	tot	avg	pf	a	t/o	blk	stl	pts
CEDARVILLE	11/6/18	8		1-2	.500	1-2	.500	0-0	.000	0	1	1	0	1	0	0	0	3	3.0
vs Youngstown State	11/10/18	4		0-1	.000	0-0	.000	0-0	.000	0	2	2	1	0	1	0	0	0	1.5
CHICAGO STATE	11/16/18	13		0-0	.000	0-0	.000	4-4	1.000	0	2	2	1	4	0	1	1	4	2.3
Totals		0	25	1-3	.333	1-2	.500	4-4	1.000	0	5	5	1	5	1	1	1	7	2.3

Games played: 3  
Minutes/game: 8.3  
Points/game: 2.3  
FG Pct: 33.3  
3FG Pct: 50.0  
FT Pct: 100.0

Rebounds/game: 1.7  
Assists/game: 0.3  
Turnovers/game: 0.3  
Assist/turnover ratio: 1.0  
Blocks/game: 0.3

**ROSCOE'S CAREER STATS**

YEAR	GP/GS	MIN	AVG	FG	FGA	PCT	3FG	FGA	PCT	FT	FTA	PCT	OFF	DEF	TOT	AVG	PF	FO	A	TO	BLK	STL	PTS	AVG
2018	3/0	25	8.3	1	3	.333	1	2	.500	4	4	1.000	0	5	5	1.7	5	0	1	1	1	0	7	2.3
TOTAL	3/0	25	8.3	1	3	.333	1	2	.500	4	4	1.000	0	5	5	1.7	5	0	1	1	1	0	7	2.3

**Scott  
WALTER****14****Guard****Freshman | 5-10 | 170****Akron, Ohio****St. Vincent-St. Mary****WALTER'S SEASON/CAREER HIGHS**

	2018-19 Season	Career
Points:	4, Chicago State 11/16/18	4, Chicago State 11/16/18
Rebounds:	4, Chicago State 11/16/18	4, Chicago State 11/16/18
Assists:	-	-
Blocks:	-	-
Steals:	-	-
FG made:	2, Chicago State 11/16/18	2, Chicago State 11/16/18
FG attempts:	2, Chicago State 11/16/18	2, Chicago State 11/16/18
3FG made:	-	-
3FG attempts:	-	-
FT made:	2, Youngstown State 11/10/18	2, Youngstown State 11/10/18
FT attempts:	2, Youngstown State 11/10/18	2, Youngstown State 11/10/18
Minutes:	9, Cedarville 11/6/18	9, Cedarville 11/6/18

**At St. Vincent - St. Mary High School:** Back-to-back Ohio State champions (2017 and 2018)... earned First-Team All-District as a senior... earned Second-Team All-State as a senior... lettered in football three years and baseball one year... First-Team All-State in football... All-District Defensive Player of the Year... ranks second in school history for tackles... member of the National Honor Society

**Personal:** Born December 27, 1999, in Akron, Ohio. ... son of Sean and Theresa Walter... has three brothers, Patrick, Jason, Michael, and a sister, Cecelia ... business marketing major.

#14 WALTER, Scott

Opponent	Date	gs	min	Total		3-Pointers		Free throws		Rebounds										
				fg-fga	pct	3fg-fga	pct	ft-fa	pct	off	def	tot	avg	pf	a	t/o	blk	stl	pts	avg
CEDARVILLE	11/6/18	9	0-0	.000	0-0	.000	0-0	.000	0-0	.000	0	1	1.0	1	0	0	0	0	0	0.0
vs Youngstown State	11/10/18	5	0-1	.000	0-0	.000	2-2	1.000	0	0	0	0	0.5	2	0	0	0	0	0	2.0
CHICAGO STATE	11/16/18	8	2-2	1.000	0-0	.000	0-1	.000	1	3	4	1.7	2	0	1	0	0	0	4	2.0
Totals		0	22	2-3	.667	0-0	.000	2-3	.667	1	4	5	1.7	5	0	1	0	0	6	2.0

Games played: 3  
Minutes/game: 7.3  
Points/game: 2.0  
FG Pct: 66.7  
FT Pct: 66.7

Rebounds/game: 1.7  
Turnovers/game: 0.3

**WALTER'S CAREER STATS**

YEAR	GP/GS	MIN	AVG	FG	FGA	PCT	3FG	FGA	PCT	FT	FTA	PCT	OFF	DEF	TOT	AVG	PF	FO	A	TO	BLK	STL	PTS	AVG
2018	3/0	22	7.3	2	3	.667	0	0	.000	2	3	.667	1	4	5	1.7	5	0	0	1	0	0	6	2.0
TOTAL	3/0	22	7.3	2	3	.667	0	0	.000	2	3	.667	1	4	5	1.7	5	0	0	1	0	0	6	2.0





## Emmanuel OLOJAKPOKE 22

**Frontcourt**  
**Junior | 6-8 | 190**  
**Houston, Texas**  
**Cypress Springs High School**

Olojakpoke returns to the court after season-ending heart surgery las season.

**As a Redshirt Sophomore (2017-18):** Season cut short due to medical condition ... had successful open-heart surgery ... shattered his career-scoring record against Fort Wayne, pouring in 24 points in 25 minutes of work ... doubled his career field goals made and attempted ... played in 15 games with 14 starts ... averaged 19.7 minutes ... scored 94 points ... averaged 6.3 points per game ... pulled down 62 rebounds ... averaged 4.1 rebounds per game ... had 25 blocked shots.

**As a Redshirt Freshman (2016-17):** played in 32 games ... averaged 6.1 minutes per game ... ranked third on the team with 20 blocked shots ... averaged 1.4 rebounds per game with 46 total boards ... scored 79 total points on nearly 70 percent shooting from the floor with a 35-of-51 effort. as a Freshman (2015-16): Utilized his redshirt season.

**At Cypress Springs High School (2014-15):** Averaged 14.1 points, 6.2 rebounds and 3.3 blocked shots per game at Cypress Springs High School as a senior ... named Defensive Player of the Year in his district (17-5A) as a junior ... averaged 13.5 points, 8.7 rebounds and 5.6 blocked shots per game as a junior ... helped CHCS to a 22-12 record in 2013-14 and a spot in the 2014 district playoffs.

**Personal:** Born on July 19, 1997, in Cypress Texas ... son of Godwin and Vera Olojakpoke ... two siblings Joshua and Paul ... sports management major

## OLOJAKPOKE'S SEASON/CAREER HIGHS

	2018-19 Season	Career
Points:	5, Chicago State 11/16/18	24, Fort Wayne - 12/6/17
Rebounds:	4, Cedarville 11/6/18	9, MVSU -- 12/16/17
Assists:	-	1, 3x, Fort Wayne -- 12/6/17
Steals:	1, 2x, Chicago State 11/16/18	1, 6x, Chicago State 11/16/18
Blocks:	2, Cedarville 11/6/18	6, MVSU -- 12/6/17
FG made:	2, Chicago State 11/16/18	10, Fort Wayne -- 12/6/17
FG attempts:	3, Chicago State 11/16/18	13, Fort Wayne -- 12/6/17
3FG made:	-	-
3FG attempts:	-	1, Marshall -- 12/2/17
FT made:	1, Chicago State 11/16/18	4, Fort Wayne -- 12/6/17
FT attempts:	2, Chicago State 11/16/18	8, Marshall -- 12/2/17
Minutes:	14, Chicago State 11/16/18	27, UT Martin -- 11/18/17

#22 OLOJAKPOKE, Emmanuel

Opponent	Date	gs	min	Total fg-fga	pct	3-Pointers 3fg-fga	pct	Free throws ft-fa	pct	Rebounds off def tot	avg	pf	a	to	blk	stl	pts	avg
CEDARVILLE	11/6/18	13		1-2	.500	0-0	.000	0-0	.000	2	2	4	4.0	2	0	0	2	2.0
vs Youngstown State	11/10/18	13		0-0	.000	0-0	.000	0-1	.000	2	1	3	3.5	2	0	2	0	1.0
CHICAGO STATE	11/16/18	14		2-3	.667	0-0	.000	1-2	.500	0	1	1	2.7	3	0	2	1	5
Totals		0	40	3-5	.600	0-0	.000	1-3	.333	4	4	8	2.7	7	0	4	3	7

Games played: 3  
 Minutes/game: 13.3  
 Points/game: 2.3  
 FG Pct: 60.0  
 FT Pct: 33.3

Rebounds/game: 2.7  
 Turnovers/game: 1.3  
 Steals/game: 0.7  
 Blocks/game: 1.0

## OLOJAKPOKE'S CAREER STATS

YEAR	GP/GS	MIN	AVG	FG	FGA	PCT	3FG	FGA	PCT	FT	FTA	PCT	OFF	DEF	TOT	AVG	PF	FO	A	TO	BLK	STL	PTS	AVG
2016	32/0	195	6.1	35	51	.686	0	0	.000	9	18	.500	18	28	46	1.4	50	1	0	6	20	2	79	2.5
2017	15/14	296	19.7	40	65	.615	0	1	.000	14	29	.483	28	34	62	4.1	50	4	6	11	25	7	94	6.3
2018	3/0	40	13.3	3	5	.600	0	0	.000	1	3	.333	4	4	8	2.7	7	0	0	4	3	2	7	2.3
TOTAL	50/14	531	10.6	78	121	.645	0	1	.000	24	50	.480	50	66	116	2.3	107	5	6	21	48	11	180	3.6

**Jaden  
SAYLES****23****Frontcourt****Sophomore | 6-9 | 235****Cincinnati, Ohio****Sycamore High School****SAYLES' SEASON/CAREER HIGHS**

	2018-19 Season	Career
Points	4, Chicago State 11/16/18	14, BGSU - 1/13/18
Rebounds	1, 2x, Chicago State 11/16/18	4, BGSU - 1/13/18
Assists	-	1, UT Martin -- 11/18/17
Steals	-	1, USC -- 12/22/17
Blocks:	4, Chicago State 11/16/18	1, 4x, Princeton -- 12/23/17
FG made:	2, Chicago State 11/16/18	6, BGSU - 1/13/18
FG attempts:	2, Chicago State 11/16/18	8, BGSU - 1/13/18
3FG made	-	-
3FG attempts	-	-
FT made:	-	4, Dayton - 11/25/17
FT attempts:	2, Chicago State 11/16/18	7, Dayton - 11/25/17
Minutes:	15, Chicago State 11/16/18	27, USC -- 12/22/17

**As a Freshman (2017-18):** Season cut short because of injury... played in 16 games as a freshman with one start... averaged 14.6 minutes and 5.1 points per game... scored a career-high 14 points against Bowling Green before exiting game with an injury... grabbed 27 rebounds... shot 65.0 percent from the floor (26-of-40) and 73.2 percent from the free throw line (30-of-41).

**At Sycamore High School (2014-2017):** Led the team in scoring with 13.6 points per game as a junior ... shot 53.6 percent from the field and 71.9 percent from the charity stripe ... pulled down a team-best 4.9 rebounds per game and averaged a team-high 1.5 blocks a night ... finished the season ranked sixth in scoring, third in blocked shots, and 14th in rebounds ... earned Second-Team ALL-GMC selection for the Greater Miami Conference.

**Personal:** Born on Feb. 19, 1999, in Cincinnati, Ohio ... son of Amy and Keith ... major sports management

#23 SAYLES, Jaden

Opponent	Date	Total		3-Pointers		Free throws		Rebounds													
		gs	min	fg-fga	pct	3fg-fga	pct	ft-fa	pct	off	def	tot	avg	pf	a	to	blk	stl	pts	avg	
CEDARVILLE	11/6/18	8	0	0-0	.000	0-0	.000	0-0	.000	0	0	0	0.0	0	0	0	0	0	0	0.0	
vs Youngstown State	11/10/18	4	0-1	.000	0-0	.000	0-0	.000	1	1	0.5	2	0	0	0	0	0	0	0	0.0	
CHICAGO STATE	11/16/18	15	2-2	1-000	0-0	.000	0-2	.000	1	1	0.7	2	0	1	4	0	4	4	1.3		
Totals		0	27	2-3	.667	0-0	.000	0-2	.000	1	1	2	0.7	4	0	1	4	0	4	1.3	

Games played: 3  
Minutes/game: 9.0  
Points/game: 1.3  
FG Pct: 66.7  
FT Pct: 0.0

Rebounds/game: 0.7  
Turnovers/game: 0.3  
Blocks/game: 1.3

**SAYLES' CAREER STATS**

YEAR	GP/GS	MIN	AVG	FG	FGA	PCT	3FG	FGA	PCT	FT	FTA	PCT	OFF	DEF	TOT	AVG	PF	FO	A	TO	BLK	STL	PTS	AVG
2017	16/1	234	14.6	26	40	.650	0	0	.000	30	41	.732	7	20	27	1.7	15	0	4	13	5	2	82	5.1
2018	3/0	27	9.0	2	3	.667	0	0	.000	0	2	.000	1	1	2	0.7	4	0	0	1	4	0	4	1.3
TOTAL	19/1	261	13.7	28	43	.651	0	0	.000	30	43	.698	8	21	29	1.5	19	0	4	14	9	2	86	4.5

**Jake  
FISCHER****24****Guard****Junior | 6-5 | 195****Albany, Ga.****Albany High School/****Florida Southwestern State**

**At Bishop Hartley 2014-16, Huntington Prep 2017:** Led Bishop Hartley to three consecutive sectional championships 2014-16... earned a district championship in 2015 and two runner-up finishes in 2014 and 2016... regional runner-up in 2015... earned second-team All-CCC and was an All-Metro selection in 2015... named first-team All-CCC, second-team All-District and AP Division II All-State Honorable Mention... averaged 15 points and four rebounds per game as a junior ... shot 49.6 percent from beyond the 3-point arc to lead the Central District... scored eight points per game as a senior.

**Personal:** Born April 5, 1999, in Columbus, Ohio. ... son of Tom and Debbie Fischer... has two sisters, Emma and Jess, ... sports management major.

**FISCHER'S SEASON/CAREER HIGHS**

	2018-19 Season	Career
Points:	3, Chicago State 11/16/18	3, Chicago State 11/16/18
Rebounds:	-	-
Assists:	-	-
Blocks:	-	-
Steals:	-	-
FG made:	1, Chicago State 11/16/18	1, Chicago State 11/16/18
FG attempts:	1, Chicago State 11/16/18	1, Chicago State 11/16/18
3FG made:	1, Chicago State 11/16/18	1, Chicago State 11/16/18
3FG attempts:	1, Chicago State 11/16/18	1, Chicago State 11/16/18
FT made:	-	-
FT attempts:	-	-
Minutes:	2, Chicago State 11/16/18	2, Chicago State 11/16/18

All games

## #24 FISCHER, Jake

Opponent	Date	gs	min	Total fg-fga	pct	3-Pointers 3fg-fga	pct	Free throws ft-fa	pct	Rebounds off def tot	avg	pf	a	t/o	blk	stl	pts	avg
vs Youngstown State	11/10/18	0	0	0-0	.000	0-0	.000	0-0	.000	0	0	0	0	0	0	0	0	0.0
CHICAGO STATE	11/16/18	2	2	1-1	1.000	1-1	1.000	0-0	.000	0	0	0	0	0	0	0	3	1.5
Totals		0	2	1-1	1.000	1-1	1.000	0-0	.000	0	0	0	0	0	0	0	3	1.5

Games played: 2  
Minutes/game: 1.0  
Points/game: 1.5  
FG Pct: 100.0  
3FG Pct: 100.0

**FISCHER'S CAREER STATS**

YEAR	GP/GS	MIN	AVG	FG	FGA	PCT	3FG	FGA	PCT	FT	FTA	PCT	OFF	DEF	TOT	AVG	PF	FO	A	TO	BLK	STL	PTS	AVG
2018	2/0	2	1.0	1	1	1.000	1	1	1.000	0	0	.000	0	0	0	0.0	0	0	0	0	0	0	3	1.5
TOTAL	2/0	2	1.0	1	1	1.000	1	1	1.000	0	0	.000	0	0	0	0.0	0	0	0	0	0	0	3	1.5



**Mark  
KOSTELAC****44****Frontcourt****Sophomore | 6-11 | 250****Cleveland, Ohio****Notre Dame Cathedral Latin/****IMG Academy****KOSTELAC'S SEASON/CAREER HIGHS**

	2018-19 Season	Career
Points	4, Chicago State 11/16/18	10, Ohio - 1/23/18
Rebounds	2, Youngstown State 11/10/18	7, Miami 2/24/18
Assists	-	1, 7x, Buffalo - 2/27/18
Steals	-	3, Buffalo - 2/27/18
Blocks:	-	2, 3x, Buffalo - 2/27/18
FG made:	1, 2x, Chicago State 11/16/18	5, Ohio - 1/23/18
FG attempts:	1, 3x, Chicago State 11/16/18	7, Eastern Michigan - 1/16/18
3FG made	-	-
3FG attempts	-	-
FT made:	2, Chicago State 11/16/18	2, 3x, Chicago State 11/16/18
FT attempts:	2, Chicago State 11/16/18	4, Ohio - 2/3/18
Minutes:	5, Cedarville 11/6/18	31, Eastern Michigan - 1/16/18

**As a Freshman (2017-18):** Played in 30 games with 11 starts... averaged 12.3 minutes ... scored a total of 66 points (2.2 pts/g)... collected 52 rebounds (1.7 reb/g)... had 13 blocks, nine steals and nine assists... scored a career-best 10 points against Ohio.

**At IMG Academy in Bradenton, Florida (2016-17):** Spent one year as a post-grad player ... posted a career-high 18 points and 14 rebounds with four blocks and four assists ... led the IMG National Post Grad team to a 23-8 overall record.

**At Notre Dame Cathedral Latin High School (2013-2016):** Was a three-year varsity letter winner ... earned three North Coast League honorable mention honors from 2014-16 ... named to the 2016 News Herald honorable mention squad ... led the Lions in total points scored, rebounds, and blocked shots as a senior ... graduated in 2016.

**Personal:** Born on Feb 4, 1998, in Cleveland, Ohio ... son of Nycole and Joe ... twin sis Erica, Audrey ... major special education

#44 KOSTELAC, Mark

Opponent	Date	Total		3-Pointers		Free throws		Rebounds													
		gs	min	fg-fga	pct	3fg-3fga	pct	ft-fa	pct	off	def	tot	avg	pf	a	fto	blk	stl	pts	avg	
cedarville	11/6/18	5	9	1	.000	0	.000	0	0	.000	1	0	1	1.0	2	0	1	0	0	0.0	
vs Youngstown State	11/10/18	2	1	1	1.000	0	.000	0	0	.000	1	1	2	1.5	1	0	0	0	2	1.0	
CHICAGO STATE	11/16/18	4	1	1	1.000	0	.000	2	2	1.000	0	0	0	1.0	4	0	0	0	4	2.0	
Totals		0	11	2	.3	.667	0	.000	2	2	1.000	2	1	3	1.0	7	0	1	0	6	2.0

Games played: 3  
Minutes/game: 3.7  
Points/game: 2.0  
FG Pct: 66.7  
FT Pct: 100.0

Rebounds/game: 1.0  
Turnovers/game: 0.3

**KOSTELAC'S CAREER STATS**

YEAR	GP/GS	MIN	AVG	FG	FGA	PCT	3FG	FGA	PCT	FT	FTA	PCT	OFF	DEF	TOT	AVG	PF	FO	A	TO	BLK	STL	PTS	AVG
2017	30/11	370	12.3	30	61	.492	0	0	.000	6	12	.500	18	34	52	1.7	89	8	9	31	13	9	66	2.2
2018	3/0	11	3.7	2	3	.667	0	0	.000	2	2	1.000	2	1	3	1.0	7	0	0	1	0	0	6	2.0
TOTAL	33/11	381	11.5	32	64	.500	0	0	.000	8	14	.571	20	35	55	1.7	96	8	9	32	13	9	72	2.2



## KENPOM SCOUTING REPORT:

Category	Offense	Defense	DI Avg
Adj. Efficiency	100.9	102.5	101.0
Adj. Tempo	72.4		73.4
Avg. Poss. Length	0.0	0.0	0.0

## MAC ONLY:

Efficiency	0.0	0.0	101.0
Tempo		0.0	73.4
Avg. Poss. Length	0.0	0.0	0.0

## Four Factors

Effective FG%:	0.0	100.0	52.8
Turnover %:	100.0	0.0	20.0
Off. Reb. %:	0.0	100.0	28.3
FTA/FGA:	0.0	100.0	30.4

## MAC ONLY:

Effective FG%:	0.0	200.0	52.8
Turnover %:	100.0	0.0	20.0
Off. Reb. %:	0.0	100.0	28.3
FTA/FGA:	0.0	200.0	30.4

## Miscellaneous Components

3P%:	0.0	100.0	34.4
2P%:	0.0	100.0	53.7
FT%:	0.0	100.0	70.6
Block%:	100.0	0.0	7.0
Steal%:	100.0	0.0	8.6

## MAC ONLY:

3P%:	0.0	100.0	34.4
2P%:	0.0	100.0	53.7
FT%:	0.0	100.0	70.6
Block%:	100.0	0.0	7.0
Steal%:	100.0	0.0	8.6

## Style Components

3PA/FGA:	0.0	100.0	41.6
A/FGM:	0.0	100.0	59.8

## MAC ONLY:

3PA/FGA:	0.0	100.0	41.6
A/FGM:	0.0	100.0	59.8

## Defensive Fingerprint: Inconclusive

## Point Distribution (% of total points)

3-Pointers:	0.0	0.0	33.7
2-Pointers:	0.0	0.0	49.4
Free Throws:	0.0	0.0	16.9

## MAC ONLY:

3-Pointers:	0.0	0.0	33.7
2-Pointers:	0.0	0.0	49.4
Free Throws:	0.0	0.0	16.9

## Personnel

BENCH MINUTES:	0.0%	31.5%
EXPERIENCE:	0.00 YRS	1.96
MINUTES CONTINUITY:	0.0%	0.9%
AVERAGE HEIGHT:	0.0"	76.6"

## MAC STANDINGS (2017-18)

EAST DIVISION	MAC	OVERALL	STREAK
Buffalo	15-3	23-8	
Kent State	9-9	15-16	
Miami	8-10	15-16	
Ohio	7-11	14-16	
Bowling Green	7-11	16-15	
<b>Akron</b>	<b>6-12</b>	<b>14-18</b>	

WEST DIVISION	MAC	OVERALL	STREAK
Toledo	13-5	21-10	
Eastern Michigan	11-7	20-11	
Ball State	10-8	19-12	
Western Michigan	9-9	17-14	
Central Michigan	7-11	18-13	
Northern Illinois	6-12	13-18	

## MAC TEAM STATISTICS

	Rank	Stat/G
Scoring Offense	11th	72.0
Scoring Defense	8th	75.5
Scoring Margin	12th	-3.6
Free Throw %	8th	.704
Field Goal %	10th	.433
Field Goal Defense	11th	.460
3-point %	4th	.358
3-point Defense	8th	.360
3-pointers Made	4th	9.5
Rebounds per Game	12th	33.7
Total Rebounds	12th	1012
Rebounding Margin	11th	-1.3
Offensive Rebounds	10th	9.6
Defensive Rebounds	12th	24.1
Assists	9th	12.9
Turnover Margin	10th	-0.7
Assist/Turnover Ratio	10th	0.9
Blocked Shots	9th	2.6
Steals	10th	5.7

## MAC INDIVIDUAL STATISTICS

	Player	Rank	Stat/G
Scoring	Utomi	8th	16.5
	Duvivier	21st	14.4
	Ivey	24th	13.5
Rebounding	Ivey	20th	5.7
	Parrish	10th	.518
	Ivey	8th	3.7
Free Throw %	Duvivier	12th	3.1
	Utomi	12th	.791
	Ivey	15th	.763
Steals	Parrish	14th	1.2
	Utomi	12th	.394
	Duvivier	4th	2.7/82
3-Pointers Made	Utomi	4th	2.7/82
	Ivey	14th	1.9/57
	Olojakpoke	3rd	17
Blocked Shots	Ivey	9th	1.5
	Duvivier	12th	1.1
	-	-	-
Offensive Reb.	Utomi	13th	4.4
	Minutes	5th	34.3
	Utomi	5th	34.3

## 2017-18 AWARDS AND HONORS

## ALL-MAC Honorable Mention

Daniel Utomi

## Mac Player of the Week

Emanuel Olojakpoke (12/11)

Daniel Utomi (11/20)

Jimond Ivey (1/29)

Daniel Utomi (2/26)

## Head Coach John Groce

Debuted with a Win (11/11)

Won first seven straight games at Rhodes Arena

## Records and Streaks

6-0 at James A. Rhodes Arena

## Preseason MAC Polls (first place votes)

## MAC East Division

1. Buffalo - 166 points (24)
2. Kent State - 139 points (2)
3. Ohio - 127 points (3)
4. Akron - 84 points (1)
5. Bowling Green - 82 points
6. Miami - 32 points

## MAC West Division

1. Western Michigan - 169 points (22)
2. Ball State - 156 points (8)
3. Toledo - 107 points
4. Eastern Michigan - 103 points
5. Northern Illinois - 57 points
6. Central Michigan - 38 points

**MAC Tournament Champion:** Western Michigan (10), Buffalo (9), Ball State (5), Kent State (2), Toledo (2), Bowling Green (1), Miami (1)

## MAC East Division Preseason All-MAC Team

C.J. Massinburg, Buffalo, Jr., Guard  
 Nick Perkins, Buffalo, Jr., Forward  
 Jaylin Walker, Kent State, Jr., Guard  
 Jordan Dartis, Ohio, Jr., Guard  
 Jason Carter, Ohio, So., Forward

## MAC West Division Preseason All-MAC Team

James Thompson IV, Eastern Michigan, Jr., Forward/Center  
 Thomas Wilder, Western Michigan, Sr., Guard  
 Tayler Persons, Ball State, Jr., Guard  
 Jaelan Sanford, Toledo, Jr., Guard  
 Eugene German, Northern Illinois, So., Guard



## 0 • JIMOND IVEY

	2018-19 Season	Career
Points:	18, Youngstown State 11/10/18	48, Ball State - 1/27/18
Rebounds:	11, Cedarville 11/6/18	12, 2x, Miami 2/20/18
Assists:	4, Chicago State 11/16/18	10, Appalachian State - 12/9/17
Steals:	1, Youngstown State 11/10/18	4, at Central Michigan -- 1/10/17
Blocks:	-	3, Bowling Green 2/20/18
FG made:	7, Youngstown State 11/10/18	15, Ball State - 1/27/18
FG attempts:	12, Youngstown State 11/10/18	23, Ball State - 1/27/18
3FG made:	2, Chicago State 11/16/18	9, Ball State - 1/27/18
3FG attempts:	6, Chicago State 11/16/18	12, Ball State - 1/27/18
FT made:	4, Cedarville 11/6/18	9, Ball State - 1/27/18
FT attempts:	6, Cedarville 11/6/18	10, Ball State - 1/27/18
Minutes:	32, Chicago State 11/16/18	49, Ball State - 1/27/18

## 1 • LOREN CRISTIAN JACKSON

	2018-19 Season	Career
Points:	16, Youngstown State 11/10/18	16, Youngstown State 11/10/18
Rebounds:	7, Cedarville 11/6/18	7, Cedarville 11/6/18
Assists:	4, Youngstown State 11/10/18	6, at UCLA, 11/20/16
Steals:	3, Cedarville 11/6/18	3, vs. UC Irvine, 2/4/17
Blocks:	1, Cedarville 11/6/18	1, Cedarville 11/6/18
FG made:	5, 2x, Youngstown State 11/10/18	5, 5x, Youngstown State 11/10/18
FG attempts:	11, Cedarville 11/6/18	11, Cedarville 11/6/18
3FG made:	4, Cedarville 11/6/18	4, Cedarville 11/6/18
3FG attempts:	7, Cedarville 11/6/18	7, Cedarville 11/6/18
FT made:	5, Youngstown State 11/10/18	7, at Hawai'i, 1/14/17
FT attempts:	6, Youngstown State 11/10/18	-
Minutes:	29, 2x, Youngstown St. 11/10/18	29, 2x, Youngstown State 11/10/18

## 3 • DANIEL UTOMI

	2018-19 Season	Career
Points:	25, Youngstown State 11/10/18	32, UT Martin -- 11/18/17
Rebounds:	7, Cedarville 11/6/18	13, Chattanooga -- 11/28/17
Assists:	4, Chicago State 11/16/18	5, Bowling Green 2/20/18
Steals:	3, Chicago State 11/16/18	4, Fort Wayne -- 12/6/17
Blocks:	1, Youngstown State 11/10/18	2, Princeton -- 12/23/17
FG made:	9, Youngstown State 11/10/18	11, UT Martin -- 11/18/17
FG attempts:	113, Youngstown State 11/10/18	19, Central Michigan -- 2/10/18
3FG made:	3, Chicago State 11/16/18	8, UT Martin -- 11/18/17
3FG attempts:	9, Chicago State 11/16/18	14, Ball State 1/27/18
FT made:	5, Youngstown State 11/10/18	9, Bowling Green 2/20/18
FT attempts:	9, Youngstown State 11/10/18	10, Bowling Green 2/20/18
Minutes:	33, Youngstown State 11/10/18	42, Miami 2/24/18

## 4 • TYLER CHEESE

	2018-19 Season	Career
Points:	13, Youngstown State 11/10/18	13, Youngstown State 11/10/18
Rebounds:	5, Cedarville 11/6/18	5, Cedarville 11/6/18
Assists:	4, 2x, Youngstown State 11/10/18	4, 2x, Youngstown State 11/10/18
Blocks:	-	-
Steals:	3, Chicago State 11/16/18	3, Chicago State 11/16/18
FG made:	5, Youngstown State 11/10/18	5, Youngstown State 11/10/18
FG attempts:	13, Cedarville 11/6/18	13, Cedarville 11/6/18
3FG made:	1, Youngstown State 11/10/18	1, Youngstown State 11/10/18
3FG attempts:	4, 2x, Youngstown State 11/10/18	4, 2x, Youngstown State 11/10/18
FT made:	2, Youngstown State 11/10/18	2, Youngstown State 11/10/18
FT attempts:	2, Youngstown State 11/10/18	2, Youngstown State 11/10/18
Minutes:	29, Youngstown State 11/10/18	29, Youngstown State 11/10/18

## 5 • LEPEAR TOLES

	2018-19 Season	Career
Points:	3, Chicago State 11/16/18	3, Chicago State 11/16/18
Rebounds:	-	-
Assists:	1, Chicago State 11/16/18	1, Chicago State 11/16/18
Blocks:	-	-
Steals:	1, Chicago State 11/16/18	1, Chicago State 11/16/18
FG made:	1, Chicago State 11/16/18	1, Chicago State 11/16/18
FG attempts:	1, Chicago State 11/16/18	1, Chicago State 11/16/18
3FG made:	-	-
3FG attempts:	-	-
FT made:	1, Chicago State 11/16/18	1, Chicago State 11/16/18
FT attempt:	3, Chicago State 11/16/18	3, Chicago State 11/16/18
Minutes:	8, Chicago State 11/16/18	8, Chicago State 11/16/18

## 10 • DENG RIAK

	2018-19 Season	Career
Points:	14, Youngstown State 11/10/18	14, Youngstown State 11/10/18
Rebounds:	7, Youngstown State 11/10/18	11, vs. Tulsa
Assists:	1, Cedarville 11/6/18	3, vs. USF
Steals:	2, Chicago State 11/16/18	2, vs. Mercer
Blocks:	2, Cedarville 11/6/18	2, vs. UCONN
FG made:	6, Youngstown State 11/10/18	6, Youngstown State 11/10/18
FG attempts:	8, Youngstown State 11/10/18	9, vs. Houston
3FG made:	-	1, vs. SMU
3FG attempts:	2, Cedarville 11/6/18	2, vs. SMU
FT made:	5, Cedarville 11/6/18	2, vs. Houston
FT attempts:	6, Cedarville 11/6/18	4, vs. Temple
Minutes:	26, Youngstown State 11/10/18	31, vs. SMU

## 11 • CHANNEL BANKS

	2018-19 Season	Career
Points:	17, Chicago State 11/16/18	17, Chicago State 11/16/18
Rebounds:	3, Youngstown State 11/10/18	3, Youngstown State 11/10/18
Assists:	1, 2x, Chicago State 11/16/18	1, 2x, Chicago State 11/16/18
Blocks:	1, Chicago State 11/16/18	1, Chicago State 11/16/18
Steals:	-	-
FG made:	6, Chicago State 11/16/18	6, Chicago State 11/16/18
FG attempts:	8, Chicago State 11/16/18	8, Chicago State 11/16/18
3FG made:	4, Cedarville 11/6/18	4, Cedarville 11/6/18
3FG attempts:	6, Cedarville 11/6/18	6, Cedarville 11/6/18
FT made:	2, Chicago State 11/16/18	2, Chicago State 11/16/18
FT attempts:	3, Chicago State 11/16/18	3, Chicago State 11/16/18
Minutes:	31, Youngstown State 11/10/18	31, Youngstown State 11/10/18

## 12 • MARQUELLE MCINTYRE

	2018-19 Season	Career
Points:	1, Chicago State 11/16/18	2, Ohio 2/6/18
Rebounds:	-	2, Radford -- 11/20/16
Assists:	1, Chicago State 11/16/18	1, 2x, Chicago State 11/16/18
Steals:	-	-
Blocks:	-	-
FG made:	-	1, Ohio 2/6/18
FG attempts:	-	2, Adrian -- 11/30/16
3FG made:	-	-
3FG attempts:	-	-
FT made:	1, Chicago State 11/16/18	1, Radford -- 11/20/16
FT attempts:	2, Chicago State 11/16/18	2, 2x, Chicago State 11/16/18
Minutes:	2, Chicago State 11/16/18	3, Adrian -- 11/30/16

## 13 • JEREMY ROSCOE

	2018-19 Season	Career
Points:	4, Chicago State 11/16/18	4, Chicago State 11/16/18
Rebounds:	2, 2x, Chicago State 11/16/18	2, 2x, Chicago State 11/16/18
Assists:	1, Youngstown State 11/10/18	1, Youngstown State 11/10/18
Blocks:	1, Chicago State 11/16/18	1, Chicago State 11/16/18
Steals:	-	-
FG made:	1, Cedarville 11/6/18	1, Cedarville 11/6/18
FG attempts:	2, Cedarville 11/6/18	2, Cedarville 11/6/18
3FG made:	1, Cedarville 11/6/18	1, Cedarville 11/6/18
3FG attempts:	2, Cedarville 11/6/18	2, Cedarville 11/6/18
FT made:	4, Chicago State 11/16/18	4, Chicago State 11/16/18
FT attempts:	4, Chicago State 11/16/18	4, Chicago State 11/16/18
Minutes:	13, Chicago State 11/16/18	13, Chicago State 11/16/18

## 14 • SCOTT WALTER

	2018-19 Season	Career
Points:	4, Chicago State 11/16/18	4, Chicago State 11/16/18
Rebounds:	4, Chicago State 11/16/18	4, Chicago State 11/16/18
Assists:	-	-
Blocks:	-	-
Steals:	-	-
FG made:	2, Chicago State 11/16/18	2, Chicago State 11/16/18
FG attempts:	2, Chicago State 11/16/18	2, Chicago State 11/16/18
3FG made:	-	-
3FG attempts:	-	-
FT made:	2, Youngstown State 11/10/18	2, Youngstown State 11/10/18
FT attempts:	2, Youngstown State 11/10/18	2, Youngstown State 11/10/18
Minutes:	9, Cedarville 11/6/18	9, Cedarville 11/6/18





## 22 • EMMANUEL OLOJAKPOKE

	2018-19 Season	Career
Points:	5, Chicago State 11/16/18	24, Fort Wayne - 12/6/17
Rebounds:	4, Cedarville 11/6/18	9, MVSU -- 12/16/17
Assists:	-	1, 3x, Fort Wayne -- 12/6/17
Steals:	1, 2x, Chicago State 11/16/18	1, 6x, Chicago State 11/16/18
Blocks:	2, Cedarville 11/6/18	6, MVSU -- 12/6/17
FG made:	2, Chicago State 11/16/18	10, Fort Wayne -- 12/6/17
FG attempts:	3, Chicago State 11/16/18	13, Fort Wayne -- 12/6/17
3FG made:	-	-
3FG attempts:	-	1, Marshall -- 12/2/17
FT made:	1, Chicago State 11/16/18	4, Fort Wayne -- 12/6/17
FT attempts:	2, Chicago State 11/16/18	8, Marshall -- 12/2/17
Minutes:	14, Chicago State 11/16/18	27, UT Martin -- 11/18/17

## 23 • JADEN SAYLES

	2018-19 Season	Career
Points	4, Chicago State 11/16/18	14, BGSU - 1/13/18
Rebounds	1, 2x, Chicago State 11/16/18	4, BGSU - 1/13/18
Assists	-	1, UT Martin -- 11/18/17
Steals	-	1, USC -- 12/22/17
Blocks:	4, Chicago State 11/16/18	1, 4x, Princeton -- 12/23/17
FG made:	2, Chicago State 11/16/18	6, BGSU - 1/13/18
FG attempts:	2, Chicago State 11/16/18	8, BGSU - 1/13/18
3FG made	-	-
3FG attempts	-	-
FT made:	-	4, Dayton - 11/25/17
FT attempts:	2, Chicago State 11/16/18	7, Dayton - 11/25/17
Minutes:	15, Chicago State 11/16/18	27, USC -- 12/22/17

## 24 • JAKE FISCHER

	2018-19 Season	Career
Points:	3, Chicago State 11/16/18	3, Chicago State 11/16/18
Rebounds:	-	-
Assists:	-	-
Blocks:	-	-
Steals:	-	-
FG made:	1, Chicago State 11/16/18	1, Chicago State 11/16/18
FG attempts:	1, Chicago State 11/16/18	1, Chicago State 11/16/18
3FG made:	1, Chicago State 11/16/18	1, Chicago State 11/16/18
3FG attempts:	1, Chicago State 11/16/18	1, Chicago State 11/16/18
FT made:	-	-
FT attempts:	-	-
Minutes:	2, Chicago State 11/16/18	2, Chicago State 11/16/18

## 44 • MARK KOSTELAC

	2018-19 Season	Career
Points	4, Chicago State 11/16/18	10, Ohio - 1/23/18
Rebounds	2, Youngstown State 11/10/18	7, Miami 2/24/18
Assists	-	1, 7x, Buffalo - 2/27/18
Steals	-	3, Buffalo - 2/27/18
Blocks:	-	2, 3x, Buffalo - 2/27/18
FG made:	1, 2x, Chicago State 11/16/18	5, Ohio - 1/23/18
FG attempts:	1, 3x, Chicago State 11/16/18	7, Eastern Michigan - 1/16/18
3FG made	-	-
3FG attempts	-	-
FT made:	2, Chicago State 11/16/18	2, 3x, Chicago State 11/16/18
FT attempts:	2, Chicago State 11/16/18	4, Ohio - 2/3/18
Minutes:	5, Cedarville 11/6/18	31, Eastern Michigan - 1/16/18





## LAST TIME AKRON...

**Scored 50+ points in a half:** 7x **Most:** vs Radford (59), 11/17/16 (2nd)  
**Scored 55+ points in a half:** vs. Detroit (58), 12/18/13 (2nd)  
**Scored 60+ points in a half:** vs. Denison (70), 12/7/05 (1st)  
**Scored 90+ Points:** vs. Youngstown State (98), 11/10/18  
**Scored 90+ Points (MAC):** Buffalo (91) 1/28/17  
**Scored 100+ Points:** vs. Hiram (100), 11/16/15  
**Scored 100+ Points (MAC):** at Northern Illinois (101, 2ot), 1/29/03  
**Scored 110+ Points:** vs. Ball State (106, 2ot), 1/27/18  
**Scored 110+ Points (MAC):** vs. Ball State (111, 2ot), 1/27/18  
**Scored 120+ Points:** vs. Denison (123), 12/7/05  
**Scored 50 points or less:** at Gonzaga (43), 12/10/16  
**Scored 50 points or less (MAC):** vs. Ohio (50), 2/22/14  
**Scored 100 points in consecutive games:** vs. Ball State (105, ot), 1/4/03; at Ohio (104, 4ot), 1/8/03  
**Scored 100 points in 3+ consecutive games:** vs. Central Connecticut (100), 12/3/67; vs. Marietta (100), 12/10/67; at Heidelberg (102), 12/13/67  
**Won a game by 20+ points:** vs. Radford (47, 88-41), 11/17/16  
**Won a game by 30+ points:** vs. Chicago State (41, 87-46), 11/16/18  
**Won by one point:** at Buffalo (91-90), 1/28/17  
**Lost by one point:** at Northern Illinois (80-79), 2/13/16  
**Consecutive games decided by one point:** at Bowling Green (W, 69-68), 1/31/15; at Ohio (L, 83-82), 2/4/15  
**Made 35+ field goals:** vs. Ball State (36), 1/27/18  
**Made 40+ field goals:** vs. Denison (46), 12/7/05  
**Made 45+ field goals:** vs. Denison (46), 12/7/05  
**Made 50+ field goals:** vs. Hiram (57), 2/25/61  
**Shot over 50% from the field:** vs. Chicago State (.528, 28-53), 11/16/18  
**Shot over 60% from the field:** at IPFW (.643, 36-56), 3/19/14  
**Shot over 65% from the field:** at Kent State (.660, 33-55), 1/24/98  
**Shot under 30% from the field:** at North Dakota State (.298, 17-57), 12/16/14  
**Made 10+ 3-pointers:** vs. Chicago State (11) 11/16/18  
**Made 15+ 3-pointers (4x Last):** at Eastern Michigan (18) 2/10/17  
**Made 20+ 3-pointers:** vs. BGSU (20) 3/1/16  
**Made 0 3-pointers:** vs. Purdue, 12/7/00  
**Shot over 50% from 3-point (10 att):** vs Buffalo (.591, 13-22), 2/24/17  
**Shot over 60% from 3-point (10 att):** at Ohio (.600, 9-15), 1/12/14  
**Shot over 70% from 3-point (10 att):** vs. Ohio (.750, 9-12), 3/10/12  
**Shot over 75% from 3-point (8 att):** vs. Northern Ill. (.778, 7-9), 2/19/90  
**Made 20+ free throws:** vs. Buffalo (20), 2/24/17  
**Made 25+ free throws:** vs. Buffalo (26), 1/28/17  
**Made 30+ free throws:** vs. Youngstown State (35), 12/21/07  
**Made 35+ free throws:** vs. Youngstown State (35), 12/21/07  
**Made 40+ free throws:** vs. Ball State (.905, 19-of-21), 1/27/18  
**Shot 100% from foul line (min. 10 att.):** vs. Bowling Green (10-10), 2/21/17  
**Had 15+ steals:** vs. Bluffton (17), 12/20/14  
**Had 20+ steals:** vs. Tiffin (20), 11/19/06  
**Had 20+ assists:** at Ohio (21), 2/27/13  
**Had 25+ assists:** vs. North Carolina Central (26), 12/8/07  
**Had 30+ assists:** vs. Denison (31), 12/7/05  
**Had 50+ rebounds:** vs. Arkansas-Pine Bluff (50), 12/18/12  
**Had 60+ rebounds:** vs. Coppin State (61), 1/2/13  
**Won rebounds by +20:** vs. Coppin State (29, 61-32), 1/2/13  
**Lost rebounds by +20:** vs. Canisius (20, 27-47), 11/15/08  
**Had 10+ blocked shots:** at Buffalo (10), 2/16/16  
**Had 15+ blocked shots:** vs. Kent State (15), 3/12/11  
**Had 5 or fewer turnovers:** vs. Youngstown State (5), 11/10/18  
**Had 10 or fewer turnovers:** at Western Michigan (8), 1/24/17  
**Had 20+ turnovers:** vs. Miami (Ohio) (20), 2/21/15  
**Had 25+ turnovers:** vs. Arkansas-Pine Bluff (25), 12/18/12  
**Won in overtime:** at Ohio (83-80, 2OT), 1/12/14  
**Lost in overtime:** vs. Ohio State (NIT: 72-63), 3/15/16  
**Played in two overtimes:** vs. Ball State (L, 111-106, 2ot), 1/27/18  
**Played in three overtimes:** vs. Xavier (L, 113-111), 12/21/96  
**Played in four overtimes:** at Ohio (L, 112-104), 1/8/02  
**Played in five overtimes:** at Eastern Kentucky (W, 88-86), 1/26/84  
**Played consecutive overtime games:** vs. Ball State (W, 105-104, ot), 1/4/03; at Ohio (L, 112-104, 4ot), 1/8/03  
**Overcame a 10+ point deficit to win:** Trained 38-27 vs. CMU, won 89-85, 11/0/17  
**Overcame a 15+ point deficit to win:** Trained 52-37 at NIU, won 76-73, 1/31/17  
**Overcame a 20+ point deficit to win:** Trained 32-12 vs. Buffalo, won 68-64, 1/26/13

## LAST TIME AN OPPONENT...

**Scored 50+ points in a half:** vs. Davidson (52), 12/25/17 (2nd)  
**Scored 55+ points in a half:** vs. USC (55), 12/22/17 (2nd)  
**Scored 60+ points in a half:** at Louisville (65), 12/10/05 (2nd)  
**Scored 90+ Points:** Davidson (90), 12/25/17  
**Scored 90+ Points (MAC):** Buffalo (90), 1/28/17  
**Scored 100+ Points:** at Louisville (111), 12/10/05  
**Scored 100+ Points (MAC):** at Northern Illinois (100, 2ot), 1/29/03  
**Scored 110+ Points:** at Louisville (111), 12/10/05  
**Scored 110+ Points (MAC):** vs. Ball State (111, 2ot), 1/27/18  
**Scored 120+ Points:** at Eastern Kentucky (122), 1/19/80  
**Scored 50 points or less:** vs. Radford (41), 1/28/17  
**Scored 50 points or less (MAC):** vs. Miami (46), 1/23/16  
**Scored 100 points in consecutive games:** vs. Ball State (104, ot), 1/4/03; at Ohio (112, 4ot), 1/8/03  
**Scored 100 points in consecutive games (MAC):** vs. Ball State (104, ot), 1/4/03; at Ohio (112, 4ot), 1/8/03  
**Scored 100 points in 3+ consecutive games:** Never  
**Won a game by 20+ points:** vs. USC (31, 84-53), 12/21/17  
**Won a game by 30+ points:** at South Carolina (32, 78-45), 12/28/13  
**Made 35+ field goals:** at Buffalo (38), 2/19/14  
**Made 40+ field goals:** at Louisville (40), 12/10/05  
**Made 45+ field goals:** at Marshall (47), 12/21/51  
**Made 50+ field goals:** Never  
**Shot over 50% from the field:** vs Davidson (.532, 33-62), 12/25/17  
**Shot over 60% from the field:** at IPFW (.600, 33-55), 3/19/14  
**Shot over 65% from the field:** vs. Ohio (.652, 30-46), 2/12/94  
**Shot under 30% from the field:** vs. Western Michigan (.259, 14-54), 3/11/15  
**Made 10+ 3-pointers:** Davidson (13), 12/25/17  
**Made 15+ 3-pointers 2x Most:** vs. Marshall (12), 12/17/16  
**Made 0 3-pointers:** at Valparaiso, 11/18/11  
**Shot over 50% from 3-point (10 att):** vs Eastern Michigan (.529, 9-17), 1/19/16  
**Shot over 60% from 3-point (10 att):** at Ohio (.611, 11-18), 2/4/15  
**Shot over 70% from 3-point (10 att):** vs. Toledo (.786, 11-14), 1/20/93  
**Shot over 75% from 3-point (10 att):** at Toledo (.818, 9-11), 1/9/15  
**Made 20+ free throws:** vs. USC (20), 12/25/17  
**Made 25+ free throws:** at Kent State (25), 3/6/15  
**Made 30+ free throws:** at Saint Mary's (32), 11/12/13  
**Made 35+ free throws:** vs. Toledo (36, ot), 3/10/09  
**Made 40+ free throws:** Never  
**Shot 90% from foul line:** vs. Ohio (.900, 18-20), 2/27/15  
**Shot 100% from foul line (min. 10 att.):** at Florida State (10-10), 3/18/08  
**Had 15+ steals:** vs. Arkansas-Pine Bluff (18), 12/18/12  
**Had 20+ steals:** Never  
**Had 20+ assists:** at IPFW (20), 3/19/14  
**Had 25+ assists:** at Northwestern (25), 3/13/12  
**Had 30+ assists:** at Louisville (31), 12/10/05  
**Had 50+ rebounds:** vs. Western Michigan (51), 3/11/11; (50), 1/8/16)  
**Had 10+ blocked shots:** vs. VCU (10), 2/23/08  
**Had 15+ blocked shots:** Never  
**Had 5 or fewer turnovers:** vs. Miami (Ohio) (5), 3/10/07  
**Had 10 or fewer turnovers 3x Least:** vs UMES (8), 12/22/16  
**Had 20+ turnovers:** vs Radford (22), 2/14/15  
**Had 30+ turnovers:** vs. Canisius (30), 11/15/08  
**Overcame a 10+ point deficit to win:** YSU trailed 41-30 and won 90-82, 11/12/16  
**Overcame a 15+ point deficit to win:** Western Michigan trailed 37-19 and won 64-60 in overtime, 3/14/14



### LAST TIME AN AKRON PLAYER...

#### SCORING

**Scored 20+ Points:** Emmanuel Olojakpoke (24), vs. Fort Wayne 12/6/17

**Scored 25+ Points:** Daniel Utomi (25), vs. Youngstown State 11/10/18

**Scored 30+ Points:** Daniel Utomi (32), vs. UT Martin, 11/18/17

**Scored 35+ Points:** Romeo Travis (37), vs. Bowling Green, 2/24/07

**Scored 40+ Points:** Derrick Tarver (44), vs. Wright State, 12/30/03

**Scored 45+ Points:** Jimond Ivey (48), vs. Ball State, 1/27/18

**Scored 50+ Points:** Never

**Two players had 20+ points:** Jimond Ivey (48) and Malcolm Duvivier (22) vs Ball State 1/27/18

**Three players had 20+ points:** Nikola Cvetinovic (27); Brett McClanahan (22); Zeke Marshall (22), vs. Youngstown State, 11/20/10

**Two players had 25+ points:** Kwan Cheatham (31); Isaiah Johnson (27), UB, 1/28/17

**Two players had 30+ points:** Rashon Brown (31); David Falknor (30), vs. Western Michigan, 3/4/02

**Scored 20+ points, half:** Derrick Tarver (27), vs. Wright State, 12/30/03 (1st)

**Scored 20+ points in five-straight games:** Derrick Tarver (6), 1/10/04-1/28/04

**Scored 20+ points in 10+ straight games:** Joe Jakubick (17), 1/9/84-3/3/84

**Scored in double figures in 10+ straight games:** Isaiah Johnson (13), 1/12-2/23/16

**Scored in double figures in 15+ straight games:** Demetrius "Tree" Treadwell (22), 1/8/14-11/14/14

**Scored in double figures in 30+ straight games:** Joe Jakubick (30), 3/11/82-3/3/84

**All five starters scored in double figures: 2x** Isaiah Johnson (15), Antino Jackson (13), Jimond Ivey (13), Kwan Cheatham, Jr. (10), Tavian Dunn-Martin (10); vs. UMEs, 12/22/16  
Kwan Cheatham (20), Noah Robotham (14), Isaiah Johnson (13), Jimond Ivey (13), and Antino Jackson (12) vs. Western Michigan 1/24/17

**5 players scored in double figures Last:** Daniel Utomi (25), Jimond Ivey (18), Loren Cristian Jackson (16), Deng Riak (14), Tyler Cheese (13); vs. YSU, 11/10/18

**6 players scored in double figures: (x2 in 15-16)** Noah Robotham (15), Jake Kretzer (14), Antino Jackson (14), Pat Forsythe (13), Isaiah Johnson (12), Josh Williams (11); vs. UC Santa Barbara 12/21/15; Reggie McAdams (16), Isaiah Johnson (15), Jake Kretzer (13), Antino Jackson (11), Kwan Cheatham, Jr. (11), Noah Robotham (10); vs. Iona 12/23/15

**7 players scored in double figures:** Bubba Walther (21), Zach Sowers (12), Matt Futch (11), Nick Dials (10), Dru Joyce (10), Romeo Travis (10), John Rybak (10); vs. Denison, 12/7/05

#### DOUBLE-DOUBLES

**Had a double-double:** Jimond Ivey (24 pts., 13 Rebs) vs Chattanooga 11/28/17

**Two players with a double-double:** Jimond Ivey (14 pts., 12 rebs.), Isaiah Johnson (10 pts., 10 rebs.); vs. Kent State, 3/3/17

**Three players with a double-double:** Kwan Cheatham, Jr. (16 pts., 12 Rebs); Isaiah Johnson (14 pts, 10 Rebs); Jimond Ivey (12 pts, 11 Rebs) all vs American 11/12/16

**20-point, 10-rebound double-double:** Demetrius "Tree" Treadwell (24 pts., 10 rebs.), vs. Oregon State, 12/22/13

**25-point, 10-rebound double-double:** Isaiah Johnson (27 pts., 10 rebs.), vs. Buffalo 1/28/17

**Double-double in points and assists:** Dru Joyce (12 pts., 13 ast.), vs. Hampton, 11/27/04

**Had a triple-double:** Never

#### SHOOTING

**Made 10+ field goals:** Emmanuel Olojakpoke (10), vs. Fort Wayne 12/6/17

**Made 15+ field goals:** Jimond Ivey (15), at Ball State, 1/27/18

**Attempted 20+ field goals:** Jimond Ivey (23), at Ball State, 1/27/18

**Attempted 25+ field goals:** Derrick Tarver (25), at Ball State, 3/8/04

**Made 5+ 3-pointers:** Daniel Utomi (5), at EMU (2/10/17)

**Made 7+ 3-pointers:** Jimond Ivey (9), vs Ball State 1/27/18

**Made 10+ 3-pointers:** Derrick Tarver (10), vs. Wright State, 12/30/03

**Attempted 10+ 3-pointers:** Josh Williams (10), vs. CMU, 1/10/17

**Attempted 12+ 3-pointers:** Jimond Ivey (12), vs Ball State 1/27/18

**Attempted 15+ 3-pointers:** Derrick Tarver (15), vs. Wright State, 12/30/03

**Made a 3-pointer in 10+ straight games:** Kwan Cheatham (14), 12/3/16-1/28/17

**Made a 3-pointer in 15+ straight games:** Steve McNees (16), 1/3/11-2/26/11

**Made a 3-pointer in 20+ straight games:** Brett McClanahan (20), 11/12/10-1/26/11

**Shot 100% from 3-point range (min. 5 att.):** Jake Kretzer (5-5), at Ohio, 2/27/13

#### FREE THROWS

**Made 10+ free throws:** Isaiah Johnson (11-of-16), vs. CMU, 1/10/17

**Made 15+ free throws:** Romeo Travis (16), vs. Bowling Green, 2/24/07

**Made 20+ free throws:** Jim Fenton (20), vs. John Carroll, 1/6/54

**Made 20+ consecutive free throws:** Darryl Roberts (30), 1/22/11-3/11/11

**Made 30+ consecutive free throws:** Darryl Roberts (30), 1/22/11-3/11/11

**Attempted 15+ free throws:** Isaiah Johnson (11-of-16), vs. CMU, 1/10/17

**Attempted 20+ free throws:** Romeo Travis (23), vs. Bowling Green, 2/24/07

**Shot 100% from the foul line (min. 10 att.):** Johnny Hollingsworth (10-10), vs. Marshall, 3/5/03

#### REBOUNDS

**Had 10+ rebounds:** Kwan Cheatham, Jr. (13), vs Ohio 2/4/17

**Had 15+ rebounds:** Isaiah Johnson (16), vs. Eastern Michigan 3/10/16

**Had 20+ rebounds:** Bryan Roth (21), vs. Eastern Kentucky, 2/9/85

**Had 25+ rebounds:** Roger Johnson (25), vs. Ill. Wesleyan, 1/4/69

**Had 10+ rebounds in three-consecutive games:** Demetrius "Tree" Treadwell, 12/16/13-12/23/13

**Had 10+ rebounds in four-consecutive games:** Demetrius "Tree" Treadwell, 1/15/14-1/25/14

**Had 10+ rebounds in five-consecutive games:** Demetrius "Tree" Treadwell, 2/1/14-2/15/14

**Two players had 10+ rebounds:** Quincy Diggs (12), Demetrius "Tree" Treadwell (11); at Miami (Ohio), 2/26/14

**Three players had 10+ rebounds:** Jake Kretzer (12), Zeke Marshall (12), Nick Harney (11); vs. Coppin State, 1/2/13

#### ASSISTS

**Had 7+ assists:** Isaiah Johnson vs. Lipscomb (8), 1/3/17

**Had 10+ assists:** Alex Abreu (10), at Northwestern, 3/13/12

**Had 12+ assists:** Wendell Bates (12), vs. Kent State, 12/18/79

**Had 15+ assists:** Never

#### BLOCKED SHOTS

**Had 5 blocked shots:** Demetrius "Tree" Treadwell (5), at EMU, 1/22/14

**Had 6 blocked shots:** Zeke Marshall (6), vs. Buffalo, 1/26/13

**Had 7 blocked shots:** Zeke Marshall (7), vs. Kent State, 3/15/13

**Had 8 blocked shots:** Zeke Marshall (9), at Toledo, 1/23/13

**Had 10+ blocked shots:** Never

#### STEALS

**Had 5 steals:** Antino Jackson (5), at Miami, 1/14/17

**Had 6 steals:** Alex Abreu (6), at Mississippi State, 11/9/11

**Had 7 steals:** Jimmel Ball (7), at Buffalo, 1/24/00

**Had 8 steals:** Jimmel Ball (9), at Eastern Michigan, 1/19/00

### LAST TIME AN OPPOSING PLAYER...

**Scored 20+ Points:** Braylon Rayson (27), at Central Michigan 1/10/17

**Scored 30+ Points:** Marcus Keene (33), at Central Michigan, 1/10/17; Blake Hamilton (33) 1/28/17; Jaaron Simmons (38) 2/4/17

**Scored 40+ Points:** Carlos Medlock (42), vs. Eastern Michigan, 3/11/10

**Scored 50+ Points:** Never

**Had a double-double:** Kenny Carpenter (CSU) (11 points and 12 rebounds) 11/11/17

**Made 10+ field goals:** Blake Hamilton (13) Buffalo 1/28/17; Jaaron Simmons (10) 2/4/17

**Attempted 20+ field goals:** Josh Hart (21) at Villanova, 11/22/15

**Made 5+ 3-pointers:** Jaaron Simmons (5-of-5) Ohi 2/4/17

**Attempted 10+ 3-pointers:** Anthlon Bell (13) at Arkansas, 11/18/15

**Made 10+ free throws:** Raven Lee (13), at Eastern Michigan, 2/14/15

**Attempted 15+ free throws:** D.J. Newbill (15), at Penn State, 11/25/14

**Shot 100% from the foul line (min. 10 att.):** Braylon Rayson (10-10), at Central Michigan, 1/12/16

**Had 10+ rebounds:** Kenny Carpenter (12) vs. Cleveland State, 11/11/17

**Had 15+ rebounds:** Jordan Fouse (16), at Green Bay, 11/24/15

**Had 20+ rebounds:** Reggie Keely (20), vs. Ohio, 2/14/10

**Had 10+ assists:** D.J. Cooper (10), at Ohio, 2/26/12

**Had 5+ blocked shots:** Jimmy Hall (5), at Kent State, 3/6/15

**Had 5+ steals:** Cameron Morse (5), at YSU, 11/12/16



# GAME 4 | vs Clemson

WINS		
No.	Record	Season
1.	27 (27-9)	2016-17
2.	26 (26-5)	1971-72
	26 (26-7)	2006-07
	26 (26-6)	2012-13
	26 (26-9)	2015-16
6.	24 (24-7)	1963-64
	24 (24-4)	1965-66
	24 (24-11)	2007-08
	24 (24-11)	2009-10
10.	23 (23-10)	2005-06
	23 (23-13)	2008-09
	23 (23-13)	2010-11

WIN PERCENTAGE (min. 20 games)		
Pct.	Record	Season
1.	.913 (21-2)	1944-45
	.913 (21-2)	1958-59
3.	.880 (22-3)	1962-63
4.	.857 (24-4)	1965-66
5.	.839 (26-5)	1971-72
6.	.818 (18-4)	1942-43
7.	.815 (22-5)	1972-73
8.	.800 (20-5)	1966-67
9.	.792 (19-5)	1945-46
10.	.788 (26-7)	2006-07
	.788 (26-7)	2012-13

GAMES PLAYED		
No.	Record	Season
1.	36 (27-9)	2016-17
	36 (23-13)	2008-09
	36 (23-13)	2010-11
4.	35 (24-11)	2007-08
	35 (24-11)	2009-10
	35 (21-14)	2014-15
	35 (26-9)	2015-16
8.	34 (21-13)	2013-14
	34 (22-12)	2011-12
10.	33 (23-10)	2005-06
	33 (26-7)	2006-07
	33 (26-7)	2012-13

FIELD GOALS MADE		
FGM	Season	
1.	949	2016-17
2.	946	1985-86
3.	934	1971-72
4.	922	1965-66
5.	917	1974-75
6.	911	1963-64
	911	2015-16
8.	905	1988-89
9.	900	2006-07
10.	894	1972-73

FIELD GOALS ATTEMPTED		
FGA	Season	
1.	2,152	1963-64
2.	2,111	2015-16
3.	2,080	1971-72
4.	2,073	2010-11
5.	2,035	2016-17
6.	2,027	1952-53
7.	2,027	2009-10
8.	2,016	1965-66
9.	1,998	1974-75
10.	1,982	2014-15

**Bold - denotes 2017-18 season**

FIELD GOAL PERCENTAGE		
Pct.	Season	
1.	.498	1987-88
2.	.494	1988-89
3.	.493	1985-86
4.	.492	1981-82
5.	.487	1989-90
	.487	2002-03
7.	.485	2006-07
8.	.479	1979-80
9.	.477	1990-91
10.	.476	1983-84

3-POINT FIELD GOALS MADE		
3FGM	Season	
1.	409	2015-16
2.	366	2016-17
3.	328	2014-15
4.	<b>305</b>	<b>2017-18</b>
5.	294	2007-08
6.	283	2010-11
7.	264	2005-06
8.	258	2008-09
9.	245	2006-07
10.	239	2013-14

3-PT FIELD GOALS ATTEMPTED		
3FGA	Season	
1.	1,069	2015-16
2.	984	2016-17
2.	937	2014-15
3.	<b>851</b>	<b>2017-18</b>
4.	785	2010-11
5.	776	2008-09
6.	762	2007-08
7.	721	2005-06
8.	694	2009-10
9.	690	2013-14
10.	689	2012-13

3-POINT FIELD GOAL PCT.		
Pct.	Season	
1.	.435	1989-90
2.	.433*	2000-01
3.	.432	1988-89
4.	.410	1987-88
5.	.408	1986-87
6.	.400	1982-83
7.	.393	2006-07
8.	.386	2007-08
9.	.383	2015-16
10.	.373	2004-05

\*-Led nation

FREE THROWS MADE		
FTM	Season	
1.	585	1999-00
2.	554	2001-02
3.	527	2002-03
4.	521	2007-08
5.	519	1998-99
6.	513	2011-12
7.	508	2016-17
8.	507	1954-55
	507	1963-64
10.	506	1988-89

FREE THROWS ATTEMPTED		
FTA	Season	
1.	767	1999-00
2.	764	1956-57
3.	754	1963-64
4.	750	2013-14
5.	745	1955-56
6.	744	2016-17
7.	741	2007-08
	741	2011-12
9.	735	2009-10
10.	731	2001-02

FREE THROW PERCENTAGE		
Pct.	Season	
1.	.763	1999-00
2.	.758	2001-02
3.	.750	1998-99
4.	.739	1983-84
5.	.731	1979-80
6.	.730	2002-03
7.	.727	1966-67
8.	.720	2005-06
9.	.726	1954-55
10.	.725	1960-61
	.725	2000-01

REBOUNDS		
Rebs.	Season	
1.	1,629	1956-57
2.	1,559	1963-64
3.	1,497	1965-66
4.	1,425	1971-72
5.	1,405	1964-65
6.	1,354	1960-61
7.	1,325	1974-75
8.	1,318	1966-67
9.	1,315	1957-58
10.	1,313	1961-62

REBOUND AVERAGE		
RPG	Season	
1.	65.2	1956-57
2.	58.8	1955-56
3.	54.7	1951-52
4.	54.2	1960-61
5.	53.5	1965-66
6.	53.0	1958-59
7.	52.7	1966-67
8.	51.8	1959-60
9.	51.6	1962-63
10.	51.5	1954-55

REBOUND MARGIN		
Margin	Season	
1.	+13.2	1960-61
2.	+12.3	1962-63
3.	+11.7	1961-62
4.	+11.6	1965-66
5.	+10.2	1966-67
6.	+8.4	1959-60
7.	+7.3	1987-88
8.	+6.4	1974-75
9.	+6.2	1964-65
10.	+5.7	1990-91

POINTS		
Pts.	Season	
1.	2,772	2016-17
2.	2,682	2015-16
3.	2,524	2010-11
4.	2,485	2006-07
5.	2,479	2007-08
6.	2,474	1988-89
7.	2,472	2009-10
8.	2,456	2011-12
9.	2,407	2005-06
10.	2,403	2008-09

SCORING AVERAGE		
PPG	Season	
1.	87.0	1952-53
2.	86.0	1955-56
3.	85.3	1988-89
4.	84.8	1966-67
5.	84.1	1954-55
6.	81.9	1956-57
7.	81.3	1965-66
8.	80.8	1958-59
9.	80.5	1970-71
10.	80.2	1960-61

SCORING MARGIN		
Margin	Season	
1.	+20.5	1944-45
2.	+18.8	1918-19
3.	+17.7	1916-17
	+17.7	1958-59
5.	+15.7	1966-67
6.	+15.1	1957-58
7.	+15.0	1960-61
8.	+14.7	1945-46
	+14.7	1965-66
10.	+14.6	1988-89

ASSISTS		
Asts.	Season	
1.	566	1986-87
2.	535	2005-06
3.	533	1988-89
4.	521	1985-86
5.	520	2010-11
6.	517	2016-17
7.	513	1987-88
8.	507	2015-16
9.	503	2006-07
10.	498	1972-73

STEALS		
Stls.	Season	
1.	285	1985-86
2.	270	2008-09
3.	268	1988-89
4.	267	2006-07
5.	256	1997-98
6.	251	2007-08
7.	247	2011-12
8.	244	1987-88
9.	240	2010-11
10.	239	1986-87

BLOCKED SHOTS		
Blks.	Season	
1.	189	2012-13
2.	155	2014-15
3.	142	2013-14
4.	141	2006-07
	141	2011-12
6.	140	2015-16
7.	129	2010-11
8.	118	2016-17
9.	114	2009-10
10.	111	2004-05





## GAME 4 | vs Clemson

Adrian	1	0	2016-17	Same	W1	Fairfield	0	3	1994-95	2000-01	L3
Air Force	1	0	2016-17	Same	W1	Fairleigh Dickinson	2	0	1966-67	2008-09	W2
Alabama	0	1	2000-01	Same	L1	Ferris State	0	1	1981-82	Same	L1
<b>Alabama State</b>	<b>0</b>	<b>0</b>	<b>2018-19</b>	<b>Same</b>	-	Findlay	1	1	1937-38	1938-39	L1
Albion	3	0	1946-47	1948-49	W3	Florida Atlantic	1	0	1992-93	Same	W1
Alfred	1	0	1938-39	1938-39	W1	Florida A&M	1	0	2011-12	Same	W1
Allegheny	0	5	1905-06	1913-14	L5	Fla. International	3	2	1987-88	1999-2000	L1
Alliance (Pa.)	1	0	1969-70	1969-70	W1	Florida State	1	0	2007-08	Same	W1
American	5	1	1961-62	2016-17	W2	Franklin & Marshall	2	1	1937-38	1939-40	W1
Appalachian State	1	0	2017-18	2017-18	W1	Gannon	11	11	1945-46	1978-79	L1
Arizona State	1	1	1950-51	1956-57	L1	Gardner-Webb	1	0	2006-07	Same	W1
Arkansas	1	0	2015-16	Same	W1	Geneva	10	6	1916-17	1965-66	W1
Arkansas-Little Rock	1	1	2006-07	2010-11	W1	George Mason	2	0	1996-97	1997-98	W2
Arkansas-Pine Bluff	5	0	2009-10	2014-15	W5	Georgia Southern	1	0	2016-17	2016-17	W1
Ashland	25	3	1904-05	1989-90	W6	Glenville	2	1	1936-37	1938-39	L1
Augustana	1	0	1968-69	1968-69	W1	Gonzaga	0	2	2008-09	2016-17	L2
Austin Peay	11	9	1957-58	2009-10	W3	Green Bay	3	6	1989-90	2015-16	L2
Baldwin-Wallace	66	25	1902-03	1979-80	W7	Grove City	1	1	1916-17	1917-18	W1
<b>Ball State</b>	<b>23</b>	<b>17</b>	<b>1937-38</b>	<b>2017-18</b>	<b>L2</b>	Hampton	3	1	2001-02	2004-05	W3
Bellarmine	3	2	1967-68	1974-75	W3	Hayward State	1	0	1974-75	Same	W1
Bethany	1	0	1966-67	Same	W1	Heidelberg	43	9	1910-11	1966-67	W14
Bethune-Cookman	4	0	1987-88	2015-16	W4	Hillsdale	1	0	1948-49	Same	W1
Binghamton	2	0	2006-07	2007-08	W2	Hiram	42	3	1904-05	2015-16	W40
Bluffton	2	0	1946-47	2014-15	W2	Hofstra	5	1	1963-64	1970-71	W3
Boise State	1	1	1988-89	Same	L1	Houston	2	1	1993-94	2016-17	W2
<b>Bowling Green</b>	<b>37</b>	<b>25</b>	<b>1937-38</b>	<b>2017-18</b>	<b>W2</b>	Howard	1	0	2009-10	Same	W1
Bridgewater	1	0	1960-61	Same	W1	Idaho State	0	1	1991-93	Same	L1
Brockport State	5	1	1971-72	1976-77	W2	Illinois-Chicago	5	4	1983-84	2010-11	W3
Brooklyn College	4	0	1987-88	1988-89	W4	Illinois State	2	6	1969-70	1999-2000	W1
Brown	2	0	1947-48	1969-70	W2	Illinois Wesleyan	2	0	1968-69	1971-72	W2
Bryant	1	0	2014-15	Same	W1	Indiana	1	0	1904-05	Same	W1
Bucknell	2	0	1964-65	1966-67	W2	<b>IPFW</b>	<b>1</b>	<b>1</b>	<b>2013-14</b>	<b>2017-18</b>	<b>W1</b>
<b>Buffalo</b>	<b>34</b>	<b>27</b>	<b>1954-55</b>	<b>2017-18</b>	<b>L2</b>	IUP	1	0	1990-91	Same	W1
Buffalo State	6	3	1967-68	1976-77	L2	IUPUI	2	0	1977-78	1978-79	W2
Butler	0	1	1964-65	Same	L1	Indiana State	1	1	1970-71	2971-72	W1
California	0	1	2005-06	Same	L1	Iona	5	0	1955-56	2015-16	W5
UC- Santa Barbara	1	2	1953-54	2015-16	W1	Iowa State	0	1	2013-14	Same	L1
UC-Irvine	1	0	2016-17	2016-17	W1	Ithaca	1	0	1963-64	Same	W1
Canisius	3	3	1942-43	2008-09	W1	Jacksonville (Fla.)	0	1	1983-84	Same	L1
Capital	13	0	1917-18	2002-03	W13	James Madison	1	1	2002-03	2003-04	W1
<b>Carnegie Mellon</b>	<b>2</b>	<b>0</b>	<b>1943-44</b>	<b>1993-94</b>	<b>W2</b>	John Carroll	21	7	1934-35	2012-13	W7
Carson-Newman	0	1	1973-74	Same	L1	Juniata	2	0	1954-55	1955-56	W2
Case Tech	34	18	1903-04	1956-57	W1	Kansas State	0	3	1988-89	1990-91	L3
Catholic	1	0	1962-63	Same	W1	<b>Kent State</b>	<b>74</b>	<b>76</b>	<b>1915-16</b>	<b>2017-18</b>	<b>W1</b>
<b>Cedarville</b>	<b>1</b>	<b>0</b>	<b>2018-19</b>	<b>Same</b>	<b>W1</b>	Kentucky	0	2	1936-37	1981-82	L2
Centenary	1	0	1938-39	Same	W1	Ky. Wesleyan	5	7	1965-66	1976-77	W1
Central Connecticut	6	3	1966-67	1986-87	W1	Kenyon	22	4	1903-04	1987-88	W4
Central Florida	4	0	1984-85	1989-90	W4	Lake Forest	2	0	1957-58	1958-59	W2
<b>Central Michigan</b>	<b>32</b>	<b>14</b>	<b>1938-39</b>	<b>2016-17</b>	<b>W2</b>	Lamar	2	1	1990-91	1991-92	L1
Central State	1	0	1983-84	Same	W1	La Salle	0	1	1939-40	Same	L1
Charleston Southern	1	0	2015-16	Same	W1	Lawrence Tech	6	0	1938-39	1959-60	W6
Cheyney State	4	2	1970-71	1978-79	W1	LeMoynne	1	0	1963-64	Same	W1
<b>Chicago State</b>	<b>3</b>	<b>1</b>	<b>1984-85</b>	<b>2018-19</b>	<b>W3</b>	Liberty	1	0	2001-02	Same	W1
Chicago	0	1	1913-14	Same	L1	Lipscomb	1	0	2015-16	Same	W1
Cincinnati	8	11	1914-15	2003-04	L7	Long Island	1	0	1965-66	Same	W1
<b>Clemson</b>	<b>0</b>	<b>1</b>	<b>2005-06</b>	<b>Same</b>	<b>L1</b>	Louisiana Tech	0	2	1989-90	Same	L2
Cleveland State	37	32	1932-33	2017-18	W4	Louisville	0	1	2005-06	Same	L1
Coastal Carolina	2	1	1986-87	2013-14	W1	Loyola-Chicago	2	0	1997-98	1998-99	W2
Colby	5	1	1948-49	1957-58	W2	Loyola Marymount	1	0	2006-07	Same	W1
Concord	1	0	2017-18	2017-18	W1	MacMurray	1	1	1968-69	1969-70	W1
Connecticut	1	0	1947-48	Same	W1	Malone	5	0	1971-72	2009-10	W5
Coppin State	5	0	2012-13	2016-17	W5	Mankato State	0	1	1977-78	Same	L1
Creighton	1	3	2005-06	2016-17	L2	Mansfield State	1	0	1992-93	Same	W1
Dartmouth	1	0	1927-28	Same	W1	Marietta	18	3	1910-11	1967-68	W13
Davidson	0	1	2017-18	Same	L1	<b>Marshall</b>	<b>14</b>	<b>12</b>	<b>1946-47</b>	<b>2017-18</b>	<b>L1</b>
Davis & Elkins	2	0	1983-84	1985-86	W2	Md.-Eastern Shore	5	1	1950-51	2016-17	W5
Dayton	2	12	1936-37	2010-11	L12	Massachusetts	0	1	2007-08	Same	L1
Defiance	1	0	1920-21	Same	W1	Miami (Fla.)	1	2	1956-57	2014-15	L2
Delaware State	1	0	1988-89	Same	W1	<b>Miami (Ohio)</b>	<b>29</b>	<b>31</b>	<b>1914-15</b>	<b>2017-18</b>	<b>L3</b>
Denison	21	4	1908-09	2005-06	W10	Michigan	0	4	1937-38	1985-86	L4
Denver	1	0	1959-60	Same	W1	Michigan State	1	1	1912-13	1913-14	L1
DePauw	2	0	1958-59	1959-60	W2	Middle Tennessee	10	17	1979-80	2014-15	L2
<b>Detroit</b>	<b>5</b>	<b>4</b>	<b>1935-36</b>	<b>2013-14</b>	<b>W1</b>	Millikin	1	0	2010-11	Same	W1
Drake	1	2	2003-04	2009-10	L1	Mississippi College	1	0	1949-50	Same	W1
Duquesne	8	18	1946-47	2011-12	L1	Mississippi State	2	0	2005-06	2011-12	W2
Eastern Illinois	4	8	1967-68	1991-92	L1	Mississippi Valley	2	1	1991-92	2017-18	W1
Eastern Kentucky	6	13	1946-47	2008-09	L2	Minnesota	0	2	1991-92	2010-11	L2
<b>Eastern Michigan</b>	<b>28</b>	<b>22</b>	<b>1967-68</b>	<b>2017-18</b>	<b>L2</b>	Monmouth	0	1	2001-02	Same	L1
Eastern Montana	3	0	1969-70	1974-75	W3	Montana State	1	0	1974-75	Same	W1
Eastern Washington	1	0	1990-91	Same	W1	Morehead State	10	11	1974-75	1988-89	L1
Edinboro	3	0	1982-83	1986-87	W3	Morgan State	1	0	1985-86	Same	W1
Evansville	0	4	1957-58	1982-83	L4						



## GAME 4 | vs Clemson

Mount St. Mary's	2	0	1966-67	2005-06	W2	Steubenville	3	0	1964-65	1972-73	W3
Mount Union	42	28	1901-02	2004-05	W20	Syracuse	0	1	2000-01	Same	L1
Murray State	9	8	1979-80	1986-87	W3	Tampa	1	0	1949-50	Same	W1
Muskingum	33	8	1923-24	1980-81	W3	Temple	2	1	2005-06	2010-11	L1
<b>Nevada</b>	<b>0</b>	<b>2</b>	<b>2005-06</b>	<b>2006-07</b>	<b>L2</b>	<b>Tennessee State</b>	<b>3</b>	<b>2</b>	<b>1971-72</b>	<b>2007-08</b>	<b>W2</b>
New Hampshire	1	0	1960-61	Same	W1	Tennessee Tech	9	8	1979-80	1986-87	W5
New Hamp. College	1	0	1974-75	Same	W1	Texas A&M	1	1	1948-49	2009-10	L1
New Orleans	1	0	1989-90	Same	W1	Texas Southern	1	0	2012-13	Same	W1
Niagara	6	3	1940-41	2009-10	W4	Tiffin	1	0	2006-07	Same	W1
North Carolina	0	1	2003-04	Same	L1	<b>Toledo</b>	<b>27</b>	<b>35</b>	<b>1915-16</b>	<b>2017-18</b>	<b>L2</b>
N.C. A&T	7	3	1963-64	2011-12	W3	Urbana	2	0	1985-86	2008-09	W2
N.C. Central	1	0	2007-08	Same	W1	U.S. International	1	1	1989-90	Same	L1
N.C. State	0	3	1946-47	2009-10	L3	UT Martin	1	0	2017-18	Same	W1
UNC Asheville	1	0	2012-13	Same	W1	UT Arlington	0	1	2016-17	2016-17	L1
UNC Greensboro	2	2	1994-95	2009-10	W2	UT Chattanooga	1	0	2017-18	Same	W1
UNC Wilmington	1	1	1983-84	1985-86	W1	Utica	0	1	1983-84	Same	L1
North Dakota	1	0	1965-66	Same	W1	Valparaiso	5	2	1990-91	2011-12	L1
North Dakota State	2	0	2012-13	2014-15	W2	Villanova	0	1	2015-16	Same	L1
Northeastern Illinois	1	0	1990-91	Same	W1	Virginia Commonwealth	0	7	1969-70	2012-13	L7
Northern Colorado	1	1	1950-51	1954-55	W1	Virginia Tech	0	1	1975-76	Same	L1
<b>Northern Illinois</b>	<b>25</b>	<b>11</b>	<b>1987-88</b>	<b>2017-18</b>	<b>W2</b>	Wabash	1	0	1958-59	Same	W1
Northern Iowa	1	3	1978-79	1990-91	L1	Wagner	1	1	1989-90	1992-93	L1
Northern Kentucky	0	4	1977-78	1978-79	L4	Walsh	3	0	1977-78	1979-80	W3
Northern Michigan	0	2	1978-79	Same	L2	Washington & Jefferson	3	2	1940-41	1954-55	W1
Northwestern	0	1	2011-12	Same	L1	Washington & Lee	0	1	1951-52	Same	L1
Notre Dame	0	3	1982-83	2010-11	L3	Washington State	0	1	1939-40	Same	L1
Oakland	6	3	1975-76	2004-05	W2	Waynesburg	1	1	1937-38	1938-39	L1
Oberlin	35	5	1904-05	1966-67	W15	Wayne State	7	6	1936-37	1971-72	W1
Ohio Northern	4	0	1916-17	1923-24	W4	Weber State	1	0	1988-89	Same	W1
Ohio State	1	7	1905-06	2015-16	L5	West Chester	1	0	1963-64	Same	W1
<b>Ohio</b>	<b>41</b>	<b>39</b>	<b>1911-12</b>	<b>2017-18</b>	<b>L1</b>	West Liberty	1	0	1994-95	Same	W1
Ohio Wesleyan	25	14	1909-10	1967-68	W4	Western Illinois	15	10	1970-71	2014-15	W3
Oklahoma State	0	1	2012-13	Same	L1	Western Kentucky	2	8	1979-80	2001-02	L2
Oral Roberts	5	1	1988-89	2013-14	W1	<b>Western Michigan</b>	<b>30</b>	<b>20</b>	<b>1987-88</b>	<b>2017-18</b>	<b>W1</b>
Oregon State	1	0	2013-14	Same	W1	Western Reserve	28	15	1902-03	1958-59	W4
Otterbein	23	5	1912-13	1987-88	W5	Westminster	9	8	1936-37	1970-71	W1
Penn State	2	5	1937-38	2014-15	L1	West Virginia	2	2	1904-05	2011-12	L2
Pennsylvania	0	1	1908-09	Same	L1	Wheaton	1	2	1952-53	1957-58	L2
Pepperdine	1	0	1955-56	Same	W1	William & Mary	0	2	1949-50	2001-02	L2
Pittsburgh	1	3	1910-11	2008-09	L3	Wilmington	1	0	1937-38	Same	W1
Philadelphia Textile	3	1	1966-67	1971-72	W2	Winston-Salem State	1	2	1966-67	2006-07	W1
Portland State	0	1	2007-08	Same	L1	Winthrop	1	1	2007-08	2008-09	W1
Prairie View	1	0	1993-94	Same	W1	UW-Milwaukee	1	1	1979-80	1989-90	W1
Princeton	1	1	2012-13	2017-18	L1	Wittenberg	15	26	1914-15	1980-81	L3
Purdue	0	2	1999-2000	2000-01	L2	Wooster	57	35	1901-02	1998-99	W3
Quincy	1	0	1981-82	Same	W1	Wright State	13	8	1974-75	2005-06	W3
Radford	3	0	2002-03	2016-17	W3	Wyoming	2	2	1999-2000	2009-10	W2
Rhode Island	2	2	1999-2000	2009-10	L2	Xavier	1	4	1923-24	1997-98	L3
Rice	1	0	1987-88	Same	W1	Yale	1	1	1906-07	1907-08	L1
Rider	0	1	1996-97	Same	L1	York College (Neb.)	0	1	1942-43	Same	L1
Roanoke	4	1	1971-72	1976-77	W4	<b>Youngstown State</b>	<b>58</b>	<b>32</b>	<b>1937-38</b>	<b>2018-19</b>	<b>W1</b>
Robert Morris	2	0	1986-87	1987-88	W2	<b>Non-Intercollegiate Teams</b>					
Rochester	0	2	1908-09	1913-14	L2	<i>Opponent</i>	<i>W</i>	<i>L</i>	<i>First Meeting</i>	<i>Last Meeting</i>	<i>Streak</i>
Rochester Tech	1	1	1954-55	1955-56	L1	Alumni	3	0	1915-16	1917-18	W3
Rutgers	1	0	1949-50	Same	W1	Athletes in Action	1	0	1973-74	Same	W1
St. Bonaventure	1	0	1942-43	Same	W1	Canton Athletic Club	0	1	1908-09	Same	L1
St. Francis (N.Y.)	5	1	1947-48	2008-09	W2	Canton Massillon	0	1	1904-05	Same	L1
St. Francis (Pa.)	4	0	1949-50	2009-10	W4	Case All-Stars	1	0	1910-11	Same	W1
St. Ignatius	1	0	1908-09	Same	W1	Cleveland All-Stars	1	0	1909-10	Same	W1
St. John's (N.Y.)	0	1	1944-45	Same	L1	Cleveland YMCA	0	1	1910-11	Same	L1
St. Joseph's (Ind.)	1	0	1974-75	Same	W1	Cuki-Mestre (Italy)	1	0	1987-88	Same	W1
St. Joseph's (Pa.)	0	2	1997-98	1998-99	L2	East End Athletic Club	1	0	1902-03	Same	W1
St. Mary's (Calif.)	1	1	1973-74	2013-14	L1	East Liberty YMCA	0	1	1917-18	Same	L1
St. Michael's (Vt.)	0	1	1964-65	Same	L1	Goodyear Wingfoots	1	3	1918-19	1953-54	L3
St. Thomas (Minn.)	1	0	1949-50	Same	W1	Haskell Institute	1	0	1906-07	Same	W1
St. Vincent	2	0	1971-72	1972-73	W2	Kfom Orebro (Swd.)	1	0	1988-89	Same	W1
San Francisco St.	4	1	1964-65	1972-73	W1	Lockbourne AFB	1	0	1944-45	Same	W1
Scranton	0	1	1939-40	Same	L1	Marathon AAU	2	0	1985-86	N/A	W2
Seattle	1	0	1958-59	Same	W1	Mexico University	1	0	1949-50	Same	W1
Slippery Rock	4	1	1952-53	1999-2000	W4	Ohio St. Medics	1	0	1906-07	Same	W1
South Alabama	0	2	1980-81	1981-82	L2	Palmetto (S.C.)	0	1	1984-85	Same	L1
South Carolina	1	2	2013-14	2014-15	W1	Polish Oly. Team	0	1	1965-66	Same	L1
South Carolina State	3	0	1986-87	2015-16	W3	Quantico Marines	0	1	1955-56	Same	L1
USC Upstate	1	0	2007-08	Same	W1	Ravenna Byers	3	3	1902-03	1906-07	L1
South Florida	0	1	1983-84	Same	L1	Wesleyan Medics	1	0	1909-10	Same	W1
Southern California	1	1	2014-15	2017-18	L1	Wstrn Reserve Medics	2	0	1901-02	Same	W2
Southern Calif. College	1	0	1974-75	Same	W1	Wheeling YMCA	1	0	1916-17	Same	W1
Southern Colorado	1	0	1971-72	Same	W1	Windsor Basketball Club	5	0	1978-79	N/A	W5
Southern Utah	2	1	1988-89	1989-90	L1	Yugoslavia National	1	0	1983-84	Same	W1
Southwestern La.	1	0	1980-81	Same	W1	<b>BOLD indicates 2018-19 opponents</b>					
Stephen F. Austin	1	0	1988-89	Same	W1						
Stetson	1	0	2010-11	Same	W1						



Official Basketball Box Score -- Game Totals -- Final Statistics  
**Cedarville vs Akron Zips**  
11/18/17 pm at Akron, Ohio (James A Rhodes Arena)

Cedarville 50 • 0-1

#	Player	Total		3-Ptr		Rebounds			PF	TP	A TO Blk Stl					Min
		FG-FGA	FG-FGA	FT-FTA	Off Def Tot	PF	TP	A TO Blk Stl								
02	Maughmer, Brandon	7-12	1-2	0-1	3 4 7	2	15	2 0 0 1	31							
03	Linkous, Colton	2-8	2-6	0-0	0 2 2	0	6	2 0 0 1	29							
10	Van Horn, Kollin	4-6	0-0	0-1	3 3 6	2	8	1 3 1 0	21							
35	TenHove, Conner	2-8	0-2	0-0	1 2 3	2	4	1 2 0 1	18							
62	Zawadzki, Grant	4-11	1-5	0-1	0 3 3	3	9	2 4 0 0	23							
01	Parker, Demond	0-5	0-3	1-2	0 6 6	2	1	2 0 1 1	19							
06	Speelman, Isaiah	0-2	0-1	0-0	0 0 0	0	0	0 1 0 0	13							
13	Dittmer, Seth	0-0	0-0	0-0	1 2 3	2	0	1 1 2 0	10							
21	Portillo, Gabriel	0-1	0-1	0-0	0 2 2	1	0	1 0 0 0	4							
50	Okoro, Robert	1-1	0-0	0-0	0 1 1	1	2	0 1 0 2	16							
66	Green, Quinton	2-9	1-5	0-0	2 1 3	2	5	1 1 0 0	16							
Team																
Totals		22-63	5-25	1-5	10 30 40	17	50	13 13 4 6	200							
FG % 1st Half: 13-33 39.4%		2nd half: 9-30 30.0%		Game: 22-63 34.9%		Deadball										
3FG % 1st Half: 2-12 16.7%		2nd half: 3-13 23.1%		Game: 5-25 20.0%		Rebounds										
FT % 1st Half: 1-2 50.0%		2nd half: 0-3 0.0%		Game: 1-5 20.0%												

Akron Zips 70 • 1-0

#	Player	Total		3-Ptr		Rebounds			PF	TP	A TO Blk Stl					Min
		FG-FGA	FG-FGA	FT-FTA	Off Def Tot	PF	TP	A TO Blk Stl								
00	IVEY, Jimond	4-6	0-2	4-6	1 10 11	2	12	2 2 0 0	30							
01	JACKSON, Loren Crist	5-11	4-7	0-0	2 5 7	2	14	2 2 1 3	29							
08	UTOMI, Daniel	3-11	2-8	0-1	1 6 7	3	8	2 1 0 0	25							
10	RIAK, Deng	1-7	0-2	5-6	1 3 4	1	7	1 0 2 0	25							
11	BANKS, Channel	5-7	4-6	1-1	0 1 1	1	15	1 3 0 0	23							
04	CHEESE, Tyler	4-13	0-4	1-1	0 5 5	0	9	4 2 0 2	25							
18	ROSCOE, Jeremy	1-2	1-2	0-0	0 1 1	1	3	0 0 0 0	9							
14	WALTER, Scott	0-0	0-0	0-0	0 1 1	1	0	0 0 0 0	8							
22	OLOJAKPOKE, Emmanu	1-2	0-0	0-0	2 2 4	2	2	0 0 2 1	13							
23	SAYLES, Jaden	0-0	0-0	0-0	0 0 0	0	0	0 0 0 0	8							
44	KOSTELAC, Mark	0-1	0-0	0-0	1 0 1	2	0	0 1 0 0	5							
Team																
Totals		24-60	11-31	11-15	10 35 45	15	70	12 12 5 6	200							
FG % 1st Half: 12-31 38.7%		2nd half: 12-29 41.4%		Game: 24-60 40.0%		Deadball										
3FG % 1st Half: 4-17 23.5%		2nd half: 7-14 50.0%		Game: 11-31 35.5%		Rebounds										
FT % 1st Half: 3-3 100.0		2nd half: 8-12 66.7%		Game: 11-15 73.3%												

Officials: Jim Bruno, Scott Siville, Jesse Joseph  
Technical fouls: Cedarville-None, Akron Zips-None.  
Attendance: 2261.

Score by periods	1st	2nd	Total
Cedarville	29	21	50
Akron Zips	31	39	70

Points	In	Off	2nd	Fast	Bench
CEDM	20	13	8	4	8
AKR	26	6	9	4	14

Last FG - CEDM 2nd-01:25, AKR 2nd-03:40.  
Largest lead - CEDM by 5 1st-12:52, AKR by 26 2nd-03:40.  
CEDM led for 04:38, AKR led for 30:49. Game was tied for 04:55.

Score tied - 6 times.  
Lead changed - 6 times.



Official Basketball Box Score -- Game Totals -- Final Statistics  
**Chicago State vs Akron Zips**  
11/16/18 7 PM at Akron, Ohio (James A. Rhodes Arena)

Chicago State 46 • 0-5

#	Player	Total		3-Ptr		Rebounds			PF	TP	A TO Blk Stl					Min
		FG-FGA	FG-FGA	FT-FTA	Off Def Tot	PF	TP	A TO Blk Stl								
01	Shaw, Rob	6-14	0-1	0-0	0 2 2	2	12	0 3 0 1	34							
02	Strickland, Delshon	1-3	0-1	0-0	0 4 4	2	2	0 2 0 0	13							
10	Harris, Anthony	4-9	0-1	0-0	0 4 4	4	8	0 6 0 2	32							
13	Jacob, Christian	4-11	0-1	3-4	4 0 4	4	11	2 1 0 2	21							
21	Bowles, Cameron	0-2	0-1	0-0	0 1 1	3	0	0 1 0 0	17							
00	Odiase, Ken	1-1	0-0	0-0	0 2 2	2	2	0 3 0 0	7							
03	Bell, Travon	1-7	1-5	0-0	0 1 1	4	3	2 0 0 0	19							
04	Oliver, Miles	0-3	0-0	4-5	0 2 2	3	4	0 1 0 1	20							
15	Bigirumwami, Noah	0-0	0-0	1-2	0 0 0	2	1	0 0 0 0	5							
23	Szpir, Patrick	0-2	0-0	1-2	0 1 1	3	1	1 2 0 0	8							
32	Witherspoon, Eugene	0-1	0-0	2-8	1 3 4	1	2	0 1 0 0	14							
Team																
Totals		17-53	1-10	11-21	10 28 38	30	46	5 20 0 6	200							
FG % 1st Half: 6-30 20.0%		2nd half: 11-23 47.8%		Game: 17-53 32.1%		Deadball										
3FG % 1st Half: 0-7 0.0%		2nd half: 1-3 33.3%		Game: 1-10 10.0%		Rebounds										
FT % 1st Half: 1-2 50.0%		2nd half: 10-19 52.6%		Game: 11-21 52.4%												

Akron Zips 87 • 3-0

#	Player	Total		3-Ptr		Rebounds			PF	TP	A TO Blk Stl					Min
		FG-FGA	FG-FGA	FT-FTA	Off Def Tot	PF	TP	A TO Blk Stl								
00	IVEY, Jimond	4-9	2-6	2-4	1 5 6	0	12	4 0 0 0	32							
01	JACKSON, Loren Crist	2-4	2-4	2-2	0 2 2	2	8	4 0 0 3	22							
03	UTOMI, Daniel	5-12	3-9	1-3	0 5 5	3	14	1 3 0 0	28							
10	RIAK, Deng	1-3	0-1	2-2	0 3 3	0	4	0 1 0 2	17							
11	BANKS, Channel	6-8	3-4	2-3	1 1 2	2	17	1 0 1 0	13							
04	CHEESE, Tyler	1-7	0-4	2-4	0 3 3	0	4	1 3 0 3	22							
05	TOLES, LePear	1-1	0-0	1-3	0 0 0	2	3	1 2 0 1	8							
12	McINTYRE, Marquelle	0-0	0-0	1-2	0 0 0	0	1	1 0 0 0	2							
13	ROSCOE, Jeremy	0-0	0-0	4-4	0 2 2	4	4	0 1 1 0	13							
22	WALTER, Scott	2-2	0-0	0-1	1 3 4	2	4	0 1 0 0	8							
22	OLOJAKPOKE, Emmanuel	2-3	0-0	1-2	0 1 1	3	5	0 2 1 1	14							
23	SAYLES, Jaden	2-2	0-0	0-2	1 0 1	2	4	0 1 4 0	15							
24	FISCHER, Jake	1-1	1-1	0-0	0 0 0	0	3	0 0 0 0	2							
44	KOSTELAC, Mark	1-1	0-0	2-2	0 0 0	4	4	0 0 0 0	4							
Team																
Totals		28-53	11-29	20-34	5 31 36	24	87	13 14 7 10	200							
FG % 1st Half: 11-25 44.0%		2nd half: 17-28 60.7%		Game: 28-53 52.8%		Deadball										
3FG % 1st Half: 3-13 23.1%		2nd half: 8-16 50.0%		Game: 11-29 37.9%		Rebounds										
FT % 1st Half: 14-22 63.6%		2nd half: 6-12 50.0%		Game: 20-34 58.8%												

Officials: Rob Kueneman, Scott Siville, Mike Kashirsky  
Technical fouls: Chicago State-Jacob, Christian; Harris, Anthony; Odiase, Ken. Akron Zips-UTOMI, Daniel; BANKS, Channel.  
Attendance: 2285

Score by periods	1st	2nd	Total
Chicago State	13	33	46
Akron Zips	39	48	87

Points	In	Off	2nd	Fast	Bench
CSUM	28	10	7	2	13</



**The Automated ScoreBook**  
Akron Zips Combined Team Statistics (as of Nov 16, 2018)  
**All games**



<b>RECORD:</b>	<b>OVERALL</b>	<b>HOME</b>	<b>AWAY</b>	<b>NEUTRAL</b>
ALL GAMES	3-0	2-0	0-0	1-0
CONFERENCE	0-0	0-0	0-0	0-0
NON-CONFERENCE	3-0	2-0	0-0	1-0

#	Player	gp-gs	min	avg	Total		3-Point		F-Throw		Rebounds				pf	dq	a	to	blk	stl	pts	avg
					fg-fga	fg%	3fg-fga	3fg%	ft-fa	ft%	off	def	tot	avg								
03	UTOMI, Daniel	3-3	86	28.7	17-36	.472	7-21	.333	6-13	.462	1	16	17	5.7	8	0	5	5	1	2	47	15.7
00	IVEY, Jimond	3-3	86	28.7	15-27	.556	3-13	.231	9-13	.692	3	19	22	7.3	5	0	7	3	0	1	42	14.0
11	BANKS, Channel	3-3	67	22.3	14-20	.700	9-14	.643	3-4	.750	1	5	6	2.0	6	0	2	3	1	0	40	13.3
01	JACKSON, Loren Crist	3-3	80	26.7	12-25	.480	7-16	.438	7-8	.875	4	8	12	4.0	4	0	10	2	1	7	38	12.7
04	CHEESE, Tyler	3-0	76	25.3	10-32	.313	1-12	.083	5-7	.714	0	10	10	3.3	0	0	9	5	0	6	26	8.7
10	RIAK, Deng	3-3	68	22.7	8-18	.444	0-3	.000	9-11	.818	4	10	14	4.7	4	0	1	2	2	2	25	8.3
22	OLOJAKPOKE, Emma	3-0	40	13.3	3-5	.600	0-0	.000	1-3	.333	4	4	8	2.7	7	0	0	4	3	2	7	2.3
13	ROSCOE, Jeremy	3-0	25	8.3	1-3	.333	1-2	.500	4-4	1.000	0	5	5	1.7	5	0	1	1	1	0	7	2.3
14	WALTER, Scott	3-0	22	7.3	2-3	.667	0-0	.000	2-3	.667	1	4	5	1.7	5	0	0	1	0	0	6	2.0
44	KOSTELAC, Mark	3-0	11	3.7	2-3	.667	0-0	.000	2-2	1.000	2	1	3	1.0	7	0	0	1	0	0	6	2.0
23	SAYLES, Jaden	3-0	27	9.0	2-3	.667	0-0	.000	0-2	.000	1	1	2	0.7	4	0	0	1	4	0	4	1.3
05	TOLES, LePear	1-0	8	8.0	1-1	1.000	0-0	.000	1-3	.333	0	0	0	0.0	2	0	1	2	0	1	3	3.0
24	FISCHER, Jake	2-0	2	1.0	1-1	1.000	1-1	1.000	0-0	.000	0	0	0	0.0	0	0	0	0	0	0	3	1.5
12	McINTYRE, Marquelle	2-0	2	1.0	0-0	.000	0-0	.000	1-2	.500	0	0	0	0.0	0	0	1	0	0	0	1	0.5
Team											5	9	14					1				
Total.....		3	600		88-177	.497	29-82	.354	50-75	.667	26	92	118	39.3	57	0	37	31	13	21	255	85.0
Opponents.....		3	600		65-176	.369	18-64	.281	17-36	.472	32	81	113	37.7	74	-	31	48	6	13	165	55.0

<b>TEAM STATISTICS</b>	<b>AKR</b>	<b>OPP</b>
SCORING	255	165
Points per game	85.0	55.0
Scoring margin	+30.0	-
FIELD GOALS-ATT	88-177	65-176
Field goal pct	.497	.369
3 POINT FG-ATT	29-82	18-64
3-point FG pct	.354	.281
3-pt FG made per game	9.7	6.0
FREE THROWS-ATT	50-75	17-36
Free throw pct	.667	.472
F-Throws made per game	16.7	5.7
REBOUNDS	118	113
Rebounds per game	39.3	37.7
Rebounding margin	+1.7	-
ASSISTS	37	31
Assists per game	12.3	10.3
TURNOVERS	31	48
Turnovers per game	10.3	16.0
Turnover margin	+5.7	-
Assist/turnover ratio	1.2	0.6
STEALS	21	13
Steals per game	7.0	4.3
BLOCKS	13	6
Blocks per game	4.3	2.0
ATTENDANCE	4546	2052
Home games-Avg/Game	2-2273	0-0
Neutral site-Avg/Game	-	1-2052

<b>Date</b>	<b>Opponent</b>		<b>Score</b>	<b>Att.</b>
11/6/18	CEDARVILLE	w	70-50	2261
11/10/18	vs Youngstown State	w	98-69	2052
11/16/18	CHICAGO STATE	w	87-46	2285

\* - Conference game

<b>Score by Periods</b>	<b>1st</b>	<b>2nd</b>	<b>Totals</b>
Akron Zips	116	139	255
Opponents	86	79	165





The Automated ScoreBook  
AKRON Combined Team Statistics (Final)  
Conference games only



RECORD:	OVERALL	HOME	AWAY	NEUTRAL
ALL GAMES	6-12	5-4	1-8	0-0
CONFERENCE	6-12	5-4	1-8	0-0
NON-CONFERENCE	0-0	0-0	0-0	0-0

##	Player	gp-gs	min	avg	Total		3-Point		F-Throw		Rebounds				pf	dq	a	to	blk	stl	pts	avg
					fg-fga	fg%	3fg-fga	3fg%	ft-fga	ft%	off	def	tot	avg								
03	UTOMI, Daniel	18-17	615	34.2	89-207	.430	40-111	.360	54-68	.794	22	58	80	4.4	48	3	30	38	5	15	272	15.1
04	DUVIVIER, Malcolm	18-18	572	31.8	91-237	.384	41-124	.331	38-49	.776	6	41	47	2.6	62	6	47	43	5	14	261	14.5
00	IVEY, Jimond	18-18	610	33.9	85-221	.385	36-108	.333	47-60	.783	22	83	105	5.8	42	0	64	43	12	18	253	14.1
20	PARRISH, Eric	18-11	472	26.2	66-126	.524	13-38	.342	23-32	.719	31	49	80	4.4	46	0	21	25	4	19	168	9.3
11	COTTON, Virshon	16-6	369	23.1	42-103	.408	26-66	.394	33-45	.733	3	34	37	2.3	24	0	21	29	0	13	143	8.9
24	PATTON, Torrey	18-3	319	17.7	22-41	.537	1-5	.200	13-21	.619	23	40	63	3.5	35	1	10	13	0	8	58	3.2
44	KOSTELAC, Mark	18-9	278	15.4	22-43	.512	0-0	.000	4-10	.400	11	28	39	2.2	64	7	7	20	12	8	48	2.7
25	SMITH, Lucas	16-5	267	16.7	9-33	.273	4-19	.211	10-15	.667	18	38	56	3.5	46	3	8	8	1	4	32	2.0
23	SAYLES, Jaden	4-0	73	18.3	9-15	.600	0-0	.000	9-11	.818	3	5	8	2.0	5	0	1	3	0	0	27	6.8
22	OLOJAKPOKE, Emma	3-3	42	14.0	5-7	.714	0-0	.000	1-2	.500	4	3	7	2.3	10	1	2	3	2	1	11	3.7
14	GBADEBO, Sina	12-0	54	4.5	2-7	.286	1-5	.200	0-1	.000	1	3	4	0.3	5	0	5	4	0	0	5	0.4
12	MCINTYRE, Marquelle	6-0	4	0.7	1-1	1.000	0-0	.000	0-0	.000	0	0	0	0.0	0	0	0	0	0	0	2	0.3
Team											26	32	58					4				
Total.....		18	3675		443-1041	.426	162-476	.340	232-314	.739	170	414	584	32.4	387	21	216	233	41	100	1280	71.1
Opponents.....		18	3674		467-1000	.467	148-405	.365	320-441	.726	181	469	650	36.1	309	-	239	233	68	111	1402	77.9

TEAM STATISTICS	AKRON	OPP	Date	Opponent	Score	Att.
SCORING	1280	1402	* 1/2/2018	at Western Michigan	L 75-87	2110
Points per game	71.1	77.9	* 1/5/18	at TOLEDO	L 65-67	4155
Scoring margin	-6.8	-	* 1/9/18	BUFFALO	L 65-87	2924
FIELD GOALS-ATT	443-1041	467-1000	* 1/13/18	BOWLING GREEN	W 80-78	3204
Field goal pct	.426	.467	* 01-16-18	at Eastern Michigan	L 49-63	1254
3 POINT FG-ATT	162-476	148-405	* 1/20/18	NORTHERN ILLINOIS	W 82-67	3378
3-point FG pct	.340	.365	* 1/23/18	OHIO	W 71-68	2653
3-pt FG made per game	9.0	8.2	* 1/27/18	at Ball State	Lo2 106-111	3867
FREE THROWS-ATT	232-314	320-441	* 1/30/18	at Miami	L 64-79	1808
Free throw pct	.739	.726	* 2/3/18	TOLEDO	L 56-77	2584
F-Throws made per game	12.9	17.8	* 02/06/18	at OHIO	L 75-99	6151
REBOUNDS	584	650	* 2/10/18	CENTRAL MICHIGAN	W 69-63	2564
Rebounds per game	32.4	36.1	* 2/13/18	BALL STATE	L 77-90	2543
Rebounding margin	-3.7	-	* 02/17/18	at Kent State	L 68-78	6055
ASSISTS	216	239	* 02/20/18	at BOWLING GREEN	W 81-79	1540
Assists per game	12.0	13.3	* 2/24/18	MIAMI	Lot 62-64	2751
TURNOVERS	233	233	* 2/27/18	at BUFFALO	L 68-80	3659
Turnovers per game	12.9	12.9	* 3/2/18	KENT STATE	W 67-65	4349
Turnover margin	+0.0	-	* - Conference game			
Assist/turnover ratio	0.9	1.0				
STEALS	100	111				
Steals per game	5.6	6.2				
BLOCKS	41	68				
Blocks per game	2.3	3.8				
ATTENDANCE	26950	30599				
Home games-Avg/Game	9-2994	9-3400				
Neutral site-Avg/Game	-	0-0				

Score by Periods	1st	2nd	OT	OT2	Totals
AKRON	588	656	25	11	1280
Opponents	630	729	27	16	1402